



KENTUCKY

2022-23 MEN'S BASKETBALL



8 NATIONAL CHAMPIONSHIPS | 49 SEC TITLES | 31 SEC TOURNAMENT CHAMPIONSHIPS | 56 ALL-AMERICANS | 136 NBA DRAFT PICKS



KENTUCKY WILDCATS (22-12, 12-6)

@KentuckyMBB



@UKMBBStatsInfo



THE MATCHUP



Season Breakdown

Overall:	22-12, 12-6 SEC
Home Record:	14-4
Road Record:	6-4
Neutral Record:	2-4
Longest Winning Streak:	4

John Calipari

Overall Record: 832-253*

Record at UK: 387-113

Overall Seasons: 31

Seasons at UK: 14

*on-court record



BY THE NUMBERS

49 SEC regular-season titles in program history

31 SEC Tournament championships

32 NCAA Tournament wins under John Calipari

13.7 Tshiebwe's NCAA-best rebounds per game

TALE OF THE TAPE

UK	STATISTIC	OPP.
74.5	Points Per Game	67.8
39.4	Rebounds PG	30.1
15.1	Assists PG	11.7
3.7	Blocks PG	2.2
6.4	Steals PG	6.0
11.8	Turnovers PG	11.1
.454	FG Pct.	.429
.347	3-Pt FG Pct.	.324
.706	FT Pct.	.706
1.3	Assist-to-TO Ratio	1.1

UK LEADERS

STAT	PLAYER	#
Points*	Oscar Tshiebwe	16.5
Rebounds*	Oscar Tshiebwe	13.7
Off. Rebs.*	Oscar Tshiebwe	5.8
Def. Rebs.*	Oscar Tshiebwe	7.9
Assists*	Sahvir Wheeler	5.6
Blocks*	Tshiebwe/Onyenso	1.0
Steals*	Cason Wallace	2.0
Minutes*	Oscar Tshiebwe	33.6
3-Pointers	Antonio Reeves	80
FG Pct.	Oscar Tshiebwe	.560
3FG Pct.	Antonio Reeves	.398
FT Pct.	Antonio Reeves	.783

*per game

MOST USED STARTING LINEUP



22

CASON WALLACE

6-4 • 193 • GUARD • FRESHMAN
DALLAS | RICHARDSON HIGH SCHOOL

Averaged 11.7 points, 3.7 rebounds, 4.3 assists and 2.0 steals per game | Tied UK single-game record with eight steals vs. Michigan State | Had 17 double-figure scoring efforts | All-SEC Freshman Team selection



12

ANTONIO REEVES

6-5 • 205 • GUARD • SENIOR
CHICAGO | ILLINOIS STATE UNIVERSITY

Averaged 14.4 points per game | Had a team-high 80 made 3-pointers (13th in single-season in UK history) | Scored in double-figures in 26 games | Scored 20 or more points in 10 games | SEC co-Sixth Man of the Year (coaches)



24

CHRIS LIVINGSTON

6-6 • 220 • FORWARD • SOPHOMORE
AKRON, OHIO | OAK HILL ACADEMY

Averaged 6.3 points and 4.2 rebounds per game | Had a career-high 24 points and added seven boards in the win over Louisville | Named to the All-SEC Freshman Team | Appeared in all 34 games and made 26 starts




0

JACOB TOPPIN

6-9 • 205 • FORWARD • SENIOR
BROOKLYN, N.Y. | UNIVERSITY OF RHODE ISLAND

Averaged 12.4 points and 6.8 rebounds per game | Scored a career-high 24 points and added seven boards in the win over Louisville | Recorded eight double-doubles and 23 double-figure scoring contests



34

OSCAR TSHIEBWE

6-9 • 260 • FORWARD • SENIOR
LUBUMBASHI, D.R. OF THE CONGO | WEST VIRGINIA UNIV.

Averaged 16.5 points and a nation-best 13.7 rebounds per game | Consensus second-team All-American | Two-time All-SEC First Team honoree | Had a league-best 20 double-doubles | Set UK single-game NCAA record with 25 rebs. vs. PC

SEASON IN REVIEW

Due to injuries, Kentucky played just 13 of 34 games at full strength in 2022-23.

Oscar Tshiebwe was named a consensus second-team All-American. He's one of nine players to earn consensus All-America status in two seasons and the first at UK since Kenny Walker in 1985 and 1986.

With 387 wins as UK's coach, John Calipari ranks fourth all-time in SEC history. With 185 SEC regular-season wins he moved into fifth all-time in the league record books.

Antonio Reeves was named the SEC Co-Sixth Man of the Year to lead SEC honors for the Cats. Oscar Tshiebwe was a first-team pick, while Cason Wallace and Chris Livingston were both tabbed to the All-Freshman Team.

Cason Wallace racked up eight steals against Michigan State in the Champions Classic, becoming the fourth different player in program history to meet that standard for a single-game record.

Tshiebwe registered 37 points and 24 rebounds against Georgia at home. It was the first 35-20 game since Mike Phillips in 1976.

Tshiebwe set the UK single-game NCAA Tournament record with 25 rebounds in its opening win against Providence.

Jacob Toppin connected on 13 of 26 from 3-point range in SEC regular-season play. He also amassed eight double-doubles as a senior after never having recorded one prior to this year.

Sahvir Wheeler moved into fifth place in SEC history with 656 career assists.

SCHEDULE

NOVEMBER

7	4/4	-/-	HOWARD	SECN	W, 95-63
11	4/4	-/-	DUQUESNE ¹	SECN	W, 77-52
15	4/4	RV/RV	vs. Michigan State ²	ESPN	L, 86-77 ^{NOT}
17	4/4	-/-	SOUTH CAROLINA STATE ³	SECN	W, 106-63
20	4/4	2/2	at Gonzaga	ESPN	L, 88-72
23	15/13	-/-	NORTH FLORIDA ⁴	SECN+	W, 96-56
29	19/18	-/-	BELLARMINE	SECN+	W, 60-41

DECEMBER

4	19/18	RV/RV	vs. Michigan ³	ABC	W, 73-69
10	16/16	-/-	YALE	SECN	W, 69-59
17	13/13	16/14	vs. UCLA ⁴	CBS	L, 63-53
21	19/16	-/-	FLORIDA A&M ⁵	SECN	W, 88-68
28	19/17	RV/RV	at Missouri ⁶	SECN	L, 89-75
31	19/17	-/-	LOUISVILLE	CBS	W, 86-63

JANUARY

3	RV/25	RV/RV	LSU [*]	ESPN	W, 74-71
7	RV/25	7/7	at Alabama [*]	ESPN	L, 78-52
10	NR/RV	-/-	SOUTH CAROLINA [*]	ESPN2	L, 71-68
14	NR/RV	5/5	at Tennessee [*]	ESPN	W, 63-56
17	NR/RV	-/-	GEORGIA [*]	ESPN	W, 85-71
21	NR/RV	RV/RV	TEXAS A&M [*]	ESPN	W, 76-67
24	RV/RV	-/-	at Vanderbilt [*]	SECN	W, 69-53
28	RV/RV	9/9	KANSAS ⁶	ESPN	L, 77-68
31	-/-	-/-	at Ole Miss [*]	ESPN	W, 75-66

FEBRUARY

4	-/-	-/-	FLORIDA [*]	ESPN	W, 72-67
7	RV/RV	RV/NR	ARKANSAS [*]	ESPN	L, 86-73
11	RV/RV	-/-	at Georgia [*]	ESPN	L, 75-68
15	-/-	-/-	at Mississippi State [*]	SECN	W, 71-68
18	-/-	10/11	TENNESSEE [*]	CBS	W, 66-54
22	RV/RV	-/-	at Florida [*]	ESPN	W, 82-74
25	RV/RV	NR/RV	AUBURN [*]	CBS	W, 86-54

MARCH

1	23/RV	-/-	VANDERBILT [*]	SECN	L, 68-66
4	23/RV	RV/NR	at Arkansas [*]	CBS	W, 88-79
10	23/24	RV/RV	vs. Vanderbilt ⁷	SECN	L, 80-73
17	RV/RV	NR/RV	vs. Providence ⁸	CBS	W, 61-53
19	RV/RV	15/13	vs. Kansas State ⁸	CBS	L, 75-69

All times Eastern | *SEC conference game | HOME GAMES IN CAPS

¹ Tribute Classic presented by Kentucky Tourism; (Rupp Arena | Lexington, Ky.), ² Champions Classic (Gainbridge Fieldhouse | Indianapolis), ³ Hall of Fame Game (O2 Arena | London, England), ⁴ CBS Sports Classic (Madison Square Garden | New York), ⁵ Unity Series (Rupp Arena | Lexington, Ky.), ⁶ SEC/Big 12 Challenge (Rupp Arena | Lexington, Ky.), ⁷ SEC Tournament (Bridgestone Arena | Nashville, Tenn.), ⁸ NCAA Tournament First Round (Greensboro Coliseum | Greensboro, N.C.)

COACH CAL BY THE NUMBERS

4 Final Four appearances over the last 14 seasons, most of any coach

12 Combined SEC regular-season and tournament titles (six each)

29 Total graduates in the Calipari era, including five set to graduate in May of 2023








32 NCAA Tournament wins at Kentucky, no other program has more in the last 14 years

45 Players drafted during the Calipari era, the most of any coach at that time period



TV CHART

							
0 JACOB TOPPIN	1 CJ FREDRICK	2 SAHVIR WHEELER	3 ADOU THIERO	4 DAIMION COLLINS	12 ANTONIO REEVES	13 GRANT DARBYSHIRE	14 BRENNAN CANADA
Senior Forward 6-9 205 Brooklyn, N.Y. Univ. of Rhode Island @jtoppin0 @jtoppin_0	RS Senior Guard 6-3 185 Cincinnati University of Iowa @cj_fredrick @cj_fredrick5	Senior Guard 5-9 180 Houston University of Georgia @sahvir_ @sahvir_ (sah-VEER)	Freshman Guard 6-6 200 Leetsdale, Pa. Quaker Valley HS @Adou_Thiero @Adou_Thiero (ah-DO THEE-air-oh)	Sophomore Forward 6-9 210 Atlanta, Texas Atlanta High School @CollinsDaimion @daimionfmetx	Senior Guard 6-5 205 Chicago Illinois State Univ. @ToniooReeves @tonioreeves	Freshman Guard 6-2 190 Cincinnati Sycamore HS @GrantDarbyshire @grant_d_13	Senior Forward 6-5 205 Mount Sterling, Ky. George Rogers Clark HS @brennanc14 @brennanc14

						
21 WALKER HORN	22 CASON WALLACE	24 CHRIS LIVINGSTON	25 KAREEM WATKINS	33 UGONNA ONYENSO	34 OSCAR TSHIEBWE	55 LANCE WARE
Freshman Guard 6-3 200 Austin, Texas Westlake HS @walkerhorn_ @walkerhorn_	Freshman Guard 6-4 193 Dallas Richardson HS @wallace_cason @cason.wallace	Freshman Forward 6-6 220 Akron, Ohio Oak Hill Academy @_chrisliv24 @chris_livingston	Junior Guard 5-8 175 Camden, N.J. Kingsway Regional HS @reemwat	Freshman Forward 6-11 225 Owerri, Imo State, Nigeria Putnam Science Acad. @onyensokingsle3 @kingsugo_ (000-GAH-na ON-yen-so)	Senior Forward 6-9 260 Lubumbashi, D.R. of the Congo West Virginia Univ. @Oscartshiebwe34 @oscar_tshiebwe (SHEE-bway)	Junior Forward 6-9 235 Camden, N.J. Camden HS @lanceware55 @lance.ware

				
JOHN CALIPARI	BRUISER FLINT	ORLANDO ANTIGUA	CHIN COLEMAN	K.T. TURNER
Head Coach 14th Season @UKCoachCalipari @ukcoachcalipari (cal-uh-PEAR-ee)	Assoc. to the HC Third season at UK Second season as associate to the head coach @brufint14	Associate Coach Seventh season at UK Second season as associate @CoachAntigua @coachantigua	Assistant Coach Second season at UK Second season as assistant	Assistant Coach First season at UK First season as assistant @CoachKTTurner @coach_kt_turner

Alphabetical Roster

NO.	NAME	POS.	HT.	WT.	CL.	HOMETOWN (PREVIOUS SCHOOL)
14	Brennan Canada	F	6-5	205	Sr.	Mount Sterling, Ky. (George Rogers Clark High School)
4	Daimion Collins	F	6-9	210	So.	Atlanta, Texas (Atlanta High School)
13	Grant Darbyshire	G	6-2	190	Fr.	Cincinnati (Sycamore High School)
1	CJ Fredrick	G	6-3	185	RS-Sr.	Cincinnati (University of Iowa)
21	Walker Horn	G	6-3	200	Fr.	Austin, Texas (Westlake High School)
24	Chris Livingston	F	6-6	220	Fr.	Akron, Ohio (Oak Hill Academy)
33	Ugonna Onyenso	F	6-11	225	Fr.	Owerri, Imo State, Nigeria (Putnam Science Academy)
12	Antonio Reeves	G	6-5	205	Sr.	Chicago (Illinois State University)
3	Adou Thiero	G	6-6	200	Fr.	Leetsdale, Pa. (Quaker Valley High School)
0	Jacob Toppin	F	6-9	205	Sr.	Brooklyn, N.Y. (University of Rhode Island)
34	Oscar Tshiebwe	F	6-9	260	Sr.	Lubumbashi, Democratic Republic of the Congo (West Virginia Univ.)
22	Cason Wallace	G	6-4	193	Fr.	Dallas (Richardson High School)
55	Lance Ware	F	6-9	235	Jr.	Camden, N.J. (Camden High School)
25	Kareem Watkins	G	5-8	175	Jr.	Camden, N.J. (Kingsway Regional High School)
2	Sahvir Wheeler	G	5-9	180	Sr.	Houston (University of Georgia)

On the Bench

Head Coach: John Calipari (Clarion, 1982)
Associate to the Head Coach: James "Bruiser" Flint (St. Joseph's, 1987)
Associate Coach: Orlando Antigua (Pittsburgh, 1995)
Assistant Coaches: Ronald "Chin" Coleman (Lamar, 1997), K.T. Turner (Oklahoma City, 2003)
Assoc. AD/Basketball Operations: Chris Woolard (UCLA, 1997)
Director of Player Development: TJ Beisner (Kentucky, 2008)
Director of Basketball Admin.: Will Barton (Kentucky, 2013)
Strength and Conditioning Coach: Brady Welsh (Eastern Illinois, 2015)
Head Athletic Trainer: Geoffrey Staton (North Carolina, 2007)
Equipment Manager: Mark Evans (Kentucky, 2013)
Graduate Assistant Coach: Riley Welch (Kentucky, 2021)
Student Assistant Coach: Tyler Ulis



POLLS, STATS, MEDIA INFO

Media Information

CREDENTIAL REQUESTS

Requests for single-game credentials will open 14 days prior to the deadline date and close five days prior to game day online at sportssystem.com/Kentucky.

CREDENTIAL CRITERIA

The University of Kentucky's decision to issue credentials to a media outlet for the purposes of covering a UK basketball home or away event is determined by a variety of factors. They include the following:

- Priority is given to outlets based on circulation size/ household reach/unique site visitors
- Additional consideration is based on amount of original content generated, number of full-time employees of the outlet, length of existence of the outlet and the journalist experience of the reporter(s)
- Attendance at Kentucky media sessions, including Olympic sport opportunities and the intention/ability to cover all 22 sports at Kentucky both at home and on the road, also is considered
- Professionalism, which includes is not limited to conduct at games, press conferences, practices, on social media, etc.

Being granted credentials at another institution/event does not equate to meeting the criteria for the University of Kentucky. Being granted credentials for one UK event does not guarantee approval for other UK events. The University of Kentucky has the right to deny or revoke credentials under its own discretion. Credentialing also is dependent on space availability.

INTERVIEW POLICIES-GENERAL

All interviews with University of Kentucky basketball players or staff members must be arranged through the Communications and Public Relations office. Media should never contact a player or coach directly.

The Wildcat Coal Lodge, dormitories, team locker rooms and other team quarters are private team areas. Media members are not permitted in these areas unless accompanied by appropriate university personnel.

PRACTICE/PRESS CONFERENCES

Other than announced exceptions, UK basketball practices are closed to the media.

Player interviews are conducted pregame weekly and will be available to all UK media. UK will accept requests for player interviews, but they must be submitted 24 hours prior to the scheduled availability.

Coach John Calipari will meet with members of the media at least once a week in the Memorial Coliseum Media Room.

Game-day shoot-arounds are closed to the media.

TELEPHONE PLAYER INTERVIEWS

Telephone interviews are available to the media on a call-back basis. Individual player and coach telephone numbers will not be given to members of the media.

Players are instructed not to conduct interviews when contacted directly by telephone. The Communications and Public Relations office will arrange for telephone interviews at a time most convenient for the student-athlete.

Other special requests are handled on a case-by-case basis.

POSTGAME INTERVIEWS

Following each game, there is a cooling-off period, during which time the players shower and dress. Approximately 10 minutes after the game ends, Coach Calipari conducts his postgame press conference while a player speaks to the UK Sports Network.

Following Coach Calipari's press conference in the Rupp Arena interview room and the cooling-off period, selected UK players are available in the interview room.

The Polls

Associated Press Top 25 March 13

- Alabama (48)
- Houston (9)
- Purdue (3)
- Kansas
- Texas
- Marquette
- UCLA (1)
- Arizona
- Gonzaga
- UConn
- Baylor
- Duke
- Xavier
- Virginia
- Kansas State
- Miami
- Texas A&M
- San Diego State
- Saint Mary's
- Tennessee
- Indiana
- TCU
- Missouri
- Memphis
- Florida Atlantic

Receiving Votes: Creighton, Oral Roberts, Kentucky, Iowa State, VCU, Utah State, Penn State, Charleston, Kent State, Drake, West Virginia, Northwestern

USA Today Coaches Poll Final

- UConn (32)
- San Diego State
- Miami
- Alabama
- Florida Atlantic
- Houston
- Texas
- UCLA
- Kansas State
- Gonzaga
- Kansas
- Creighton
- Purdue
- Marquette
- Xavier
- Tennessee
- Arizona
- Duke
- Baylor
- Michigan State
- Arkansas
- Saint Mary's
- Virginia
- Indiana
- Texas A&M

Receiving Votes: TCU, Princeton, Kentucky, Missouri, Penn State, North Texas, Maryland, Northwestern, Auburn, Southern Cal, West Virginia, Memphis, Iowa State, Pittsburgh, Providence, Oral Roberts, Fairleigh Dickinson, UAB

SEC Standings


Team	SEC Record	Overall Record
Alabama	16-2 (.889)	31-6 (.838)
Texas A&M	15-3 (.833)	25-10 (.714)
Kentucky	12-6 (.667)	22-12 (.647)
Missouri	11-7 (.611)	25-10 (.714)
Tennessee	11-7 (.611)	25-11 (.694)
Vanderbilt	11-7 (.611)	22-15 (.595)
Auburn	10-8 (.556)	21-13 (.618)
Florida	9-9 (.500)	16-17 (.485)
Mississippi State	8-10 (.444)	21-13 (.618)
Arkansas	8-10 (.444)	22-14 (.611)
Georgia	6-12 (.333)	16-16 (.500)
South Carolina	4-14 (.222)	11-21 (.344)
Ole Miss	3-15 (.167)	12-21 (.364)
LSU	2-16 (.111)	14-19 (.424)

Communications & PR Staff



Deb Moore

Senior Associate Director
Cell - 859.559.5781
Email - deb.moore@uky.edu



Brett Rybak

Associate Director
Cell - 440.840.4962
Email - brett.rybak@uky.edu

UK in the Rankings

Team Rankings

Category	Stat	SEC [NCAA]
Scoring	74.5	3rd [110th]
Scoring Defense	67.8	5th [106th]
Scoring Margin	+6.7	3rd [68th]
Free-Throw %	.706	9th [219th]
Field-Goal %	.454	3rd [120th]
Field-Goal % Def.	.429	8th [123rd]
3-Point FG %	.347	2nd [145th]
3-Point FG % Def.	.324	9th [98th]
Rebounds Per Game	39.38	2nd [9th]
Opponent Rebs. Per Game	30.06	1st
Rebounding Margin	+9.3	1st [2nd]
Blocks Per Game	3.7	7th [110th]
Assists Per Game	15.1	3rd [47th]
Steals Per Game	6.4	10th [169th]
Turnover Margin	-0.6	10th [232nd]
Assist-to-TO Ratio	+1.28	3rd [57th]
Off. Rebs. Per Game	13.88	1st [1st]
Def. Rebs. Per Game	25.50	3rd [117th]
Def. Rebound %	.749	1st
Off. Rebound %	.392	1st
3-Point FG Per Game	6.3	10th [287th]

Individual Rankings

Category/Player	Stat	SEC [NCAA]
Assist-to-TO Ratio/Wallace	2.03	4th [88th]
Assists Per Game/Wallace	4.2	2nd [109th]
Blocks Per Game/Tshiebwe	1.00	9th [195th]
Double-Doubles/Tshiebwe	20	1st [3rd]
Double-Doubles/Toppin	8	6th [87th]
Double-Doubles/Livingston	2	17th [422nd]
Field-Goal %/Tshiebwe	.560	2nd [42nd]
Minutes Per Game/Tshiebwe	33:36	4th [203rd]
Points Per Game/Tshiebwe	16.5	3rd [140th]
Points Per Game/Reeves	14.4	12th [306th]
Def. Rebs. Per Game/Tshiebwe	7.91	1st [6th]
Def. Rebs. Per Game/Toppin	4.88	7th [177th]
Off. Rebs. Per Game/Tshiebwe	5.75	1st [1st]
Off. Rebs. Per Game/Toppin	1.91	15th [318th]
Rebounds Per Game/Tshiebwe	13.7	1st [1st]
Rebounds Per Game/Toppin	6.8	8th [191st]
Steals Per Game/Wallace	1.97	4th [40th]
Steals Per Game/Tshiebwe	1.62	11th [126th]
3-Pointers Per Game/Reeves	2.35	4th [137th]

UK Rankings by the Week

Week	NET	KenPom.com
Nov. 7	-	1
Nov. 14	-	1
Nov. 21	-	4
Nov. 28	-	4
Dec. 5	42	6
Dec. 12	29	6
Dec. 19	30	8
Dec. 26	32	10
Jan. 2	41	14
Jan. 9	46	25
Jan. 16	41	34
Jan. 23	38	33
Jan. 30	35	34
Feb. 6	32	33
Feb. 13	45	44
Feb. 20	33	34
Feb. 27	20	21
March 6	20	22
March 13	26	26
Final	26	27



NOTES

Honoring the Cats

Oscar Tshiebwe

- USBWA All-America Second Team
- NABC All-America Second Team
- Associated Press All-America Second Team
- The Sporting News All-America Third Team
- Wooden Award All-American
- All-SEC First Team (Coaches/Media)
- USBWA All-District IV
- Oscar Robertson National Player of the Week (2/28)
- SEC Player of the Week (2/27)
- SEC Player of the Week (1/23)

CJ Fredrick

- SEC Community Service Team

Chris Livingston

- All-SEC Freshman Team (Coaches)
- SEC Freshman of the Week (2/20)

Antonio Reeves

- SEC Co-Sixth Man of the Year (Coaches)

Jacob Toppin

- Bluegrass Sports Commission Kentucky-Louisville Game MVP

Cason Wallace

- All-SEC Freshman Team (Coaches)
- SEC Freshman of the Week (2/6)
- SEC Freshman of the Week (1/30)
- SEC Freshman of the Week (12/27)
- London Showcase Most Valuable Player

Clutch Free Throws

Free throws during a two-possession game (six points or less) at any point with 3:00 or less to play or overtime:

Player	FTs	Pct.
CJ Fredrick	2-2	1.000
Chris Livingston	5-6	.833
Jacob Toppin	19-25	.760
Antonio Reeves	6-8	.750
Oscar Tshiebwe	7-10	.700
Cason Wallace	9-13	.692
Daimion Collins	3-5	.600
Sahvir Wheeler	1-4	.250
Kentucky	52-73	.712

NCAA Tournament Success under Calipari

UK ranks second in the nation in all-time NCAA Tournament victories with 130, but no team has more wins in the tournament than the Wildcats since 2010, when John Calipari first led the Wildcats into the Big Dance:

- 32 - Kentucky, Kansas
- 31 - Duke
- 30 - Gonzaga
- 29 - North Carolina
- 24 - Michigan, Michigan State
- 23 - Villanova
- 20 - Syracuse, Wisconsin
- 19 - Baylor, Florida
- 18 - UConn
- 17 - UCLA
- 16 - Arizona, Butler, Louisville

Since Calipari took over the reins at UK, no team has more:

- NCAA Tournament wins (32)
- Final Four appearances (four)
- Elite Eight appearances (seven)
- Sweet 16 appearances (eight)

Kentucky is 32-10 (76.2%) in NCAA Tournament games under the direction of Calipari, ahead of Adolph Rupp (30-18) for most wins by a Kentucky coach. Overall, Calipari is 57-21 (73.1%) as a head coach in NCAA Tournament games.

Calipari, with 57 career NCAA Tournament wins, leads all active head coaches. Bill Self (56) and Tom Izzo (55) are the only other two coaches with at least 50 wins in NCAA Tournament action.

Tshiebwe Named Consensus Second-Team All-American

Kentucky senior forward Oscar Tshiebwe continued to rewrite Kentucky's history books. The Lubumbashi, Democratic Republic of the Congo native became just the ninth consensus two-time All-American in program history.

He is a consensus second-team selection after earning second-team honors by the Associated Press, the United States Basketball Writers Association and the National Basketball Coaches Association. He was a third-team pick by The Sporting News. Tshiebwe is the first two-time consensus All-American at Kentucky since Kenny Walker.

Tshiebwe joins Forest Sale (1932, 33), Ralph Beard (1947, 48, 49), Alex Groza (1947, 48, 49), Cliff Hagan (1952, 54), Cotton Nash (1962, 63, 64), Louie Dampier (1966, 67), Dani Issel (1969, 70) and Walker (1985, 86) as the only Wildcats to earn the distinguished honor in at least two seasons.

A total of 24 Wildcats have been a two-time All-American in program history, but only nine were consensus selections in at least two seasons.

Tshiebwe led the Wildcats in scoring (16.5) and rebounds (13.7) for the second-consecutive season. He is the only player in the country averaging at least 15.0 points, 10.0 rebound, 1.5 steals and 1.0 blocks per game in another banner season for the Wildcats.

Reeves Leads Wildcat SEC Honorees

Headlined by senior guard Antonio Reeves being tabbed the Southeastern Conference Co-Sixth Man of the Year, four members of the Kentucky men's basketball team were honored with post-season honors by the conference's coaches and media. In addition to Reeves' honor, Oscar Tshiebwe was a first-team selection by both the coaches and media, while newcomers Chris Livingston and Cason Wallace were named to the All-Freshman Team by the coaches.

- With Tshiebwe's most-recent honor, head coach John Calipari has now coached 32 players (34 total honors) who have earned All-SEC first- or second-team accolades
- At least one player has been named to the All-SEC Freshman Team in each of Calipari's 14 seasons, including 31 total honors
- Tshiebwe becomes the first Wildcat to earn All-SEC First Team honors in consecutive seasons since Patrick Patterson in 2009 and 2010

Cats Won 11 of Last 14 in SEC Play

Since the losses at No. 7 Alabama and against South Carolina, Kentucky won 11 of its last 14 conference games:

- UK played shorthanded in the last eight games, with Sahvir Wheeler missing all eight and CJ Fredrick being out for four
- UK achieved a plus-10.8 rebounding margin, including a total

of 184-109 on the offensive boards

- Antonio Reeves led the Cats with 17.1 points per game, while Oscar Tshiebwe had 13.3 rebounds and 21 steals
- Jacob Toppin averaged 13.6 points and 7.6 rebounds per game, shot 50.7% (72-142) from the field and 47.8% (11-23) from deep
- Cason Wallace averaged 11.7 points and 4.8 assists per game and shot 90.6% (29-32) from the free-throw line
- As a team, the Cats shot 75.9% (224-295) from the charity stripe, more than five percent better than their season average

#OscarWorthy Part II

After sweeping every major National Player of the Year honor a season ago, senior Oscar Tshiebwe continued to add to his collection of hardware in 2022-23. Tshiebwe was named to the All-SEC First Team by both the league's coaches and media before garnering consensus second team All-America accolades.

Tshiebwe currently leads the Cats in points per game (16.5), rebounds per game (13.7), field-goal percentage (.560) and blocks per game (1.0). He's second in steals per game (1.6).

Additional info about Tshiebwe:

- For the second straight year, he led the nation in rebounding with 13.7 per game
- He was the only player in the country to average at least 15 points, at least 10 rebounds, at least 1.5 steals per game and at least 1.0 blocks per game
- With 1,500 points and 1,317 boards, Tshiebwe is one of two players nationally to total at least 1,500 points and 1,300 rebounds over the last four seasons, joining North Carolina's Armando Bacot. Tshiebwe has played 24 fewer games than Bacot
- In just 66 games for Kentucky, Tshiebwe ranks sixth all-time in program history with 952 rebounds. He is the fastest player in program history to reach that plateau
- Tshiebwe passed Dan Issel (369) for the most rebounds in a single season by a UK senior in program history. He pulled down 437 this season
- He has registered a double-double in 48 of 66 career games for the Wildcats, ranking tied for second all-time in program history. Dan Issel owns the record with 64 over three seasons. Cotton Nash also has 48
- Tshiebwe has 952 career rebounds as a Wildcat, ranking sixth on the all-time list. Had he played the entirety of his career with the Wildcats, his 1,317 career rebounds would be the most all-time. Issel (1,078) is the UK record holder
- Since the 1985-86 season in NCAA history, Tshiebwe's 1,317 rebounds rank as the 15th-most. Kenneth Faried (1,673) has the most all-time
- Since the 1996-97 season, Tshiebwe joins Paul Millsap and Kenneth Faried as the only players to average at least 12 rebounds per contest for their career. Millsap averaged 12.7 per game from 2004-06 at Louisiana Tech, Faried averaged 12.3 from 2008-11 at Morehead State and Tshiebwe has averaged 12.3 from 2020-23 at West Virginia and Kentucky
- Tshiebwe made his season debut at the Champions Classic and played 34 minutes in his first action of the season. Tshiebwe had a team-high 22 points and a game-high 18 rebounds
- In two games in the event (including last year vs. Duke), Tshiebwe averaged 19.5 points and 19.0 rebounds per game
- At Florida, Tshiebwe connected on 12 of 13 (92.3%) of his shots from the floor. That's the best single-game field-goal percentage with at least eight attempts in the last 25 years for the Cats. It's also the best field-goal clip with the most attempts in program history
- Tshiebwe's 37-point, 24-rebound game against Georgia was the fifth such contest of his UK career (at least 22 points and at least 18 rebounds). He now has five of the eight games of 22 or more points and at least 18 rebounds by an SEC player in the last 10 seasons. No other player has more than one and the feat had not been accomplished since South Carolina's Sindarius Thornwell did so against Alabama on Feb. 7, 2017
- Tshiebwe tallied seven 20-point, 15-rebound games in 2022-23 after seven a season ago. He has 14 of the 56 20-point, 15-rebound contests by SEC players in the last 10 seasons
- Tshiebwe amassed eight games of at least 20 rebounds in two seasons with the Cats. All UK players combined have totaled seven other 20-rebound games since the 1970-71 season
- He had two 20-20 games this season and three as a Wildcat
- With 10 offensive boards and 10 defensive boards, along with 21 points against Vanderbilt, he registered an "Oscar triple-double" with double-figure points, offensive rebounds and defensive rebounds. He also accomplished the feat Jan. 23 of



NOTES

2022-23 Lead-Deficit Comparison

Opponent	Biggest Lead	Biggest Deficit	Biggest Run	Changes	Ties	Led	Trailed	Result
HOWARD	38 (2nd)	1 (1st)	12-0	2	1	38:54	0:24	W, 95-63
DUQUESNE	25 (2nd)	3 (1st)	7-0	3	1	37:13	1:51	W, 77-52
vs. Michigan St.	7 (1st)	9 (2nd OT)	7-0	10	14	33:29	7:18	L, 86-77 ^{2OT}
S.C. STATE	47 (2nd)	-	13-0	0	1	38:09	0:00	W, 106-63
at Gonzaga	-	19 (2nd)	7-0	0	0	0:00	39:21	L, 88-72
NORTH FLORIDA	47 (2nd)	-	12-0	0	2	37:45	0:00	W, 96-56
BELLARMINE	20 (2nd)	6 (1st)	12-0	7	7	16:35	12:52	W, 60-41
vs. Michigan	8 (2nd)	6 (1st)	7-0	5	6	23:51	12:51	W, 73-69
YALE	15 (2nd)	2 (2nd)	9-0	2	5	36:10	0:13	W, 69-59
vs. UCLA	3 (1st)	13 (2nd)	7-0	2	4	1:13	35:53	L, 63-53
FLORIDA A&M	21 (2nd)	2 (1st)	18-0	1	1	38:41	0:30	W, 88-68
at Missouri	1 (1st)	21 (2nd)	7-0	2	0	0:23	38:51	L, 89-75
LOUISVILLE	27 (2nd)	-	9-0	0	0	39:23	0:00	W, 86-63
LSU	10 (2nd)	2 (1st)	7-0	6	3	34:59	2:44	W, 74-71
at Alabama	-	31 (2nd)	5-0	0	0	0:00	39:43	L, 78-52
SOUTH CAROLINA	-	15 (1st)	10-0	0	0	0:00	39:35	L, 71-68
at Tennessee	9 (2nd)	8 (1st)	10-0	13	8	25:37	11:38	W, 63-56
GEORGIA	14 (2nd)	11 (1st)	8-0	5	3	15:50	21:09	W, 85-71
TEXAS A&M	9 (2nd)	6 (1st)	7-0	11	10	19:53	12:03	W, 76-67
at Vanderbilt	20 (2nd)	4 (1st)	10-0	6	5	34:59	2:23	W, 69-53
KANSAS	5 (1st)	9 (1st)	5-0	5	3	8:24	30:11	L, 77-68
at Ole Miss	14 (2nd)	7 (1st)	10-0	4	7	29:14	5:44	W, 75-66
FLORIDA	14 (2nd)	-	7-0	0	0	39:14	0:00	W, 72-67
ARKANSAS	2 (1st)	16 (2nd)	5-0	11	6	3:59	32:39	L, 88-73
at Georgia	4 (2nd)	10 (1st)	8-0	4	4	3:44	34:19	L, 75-68
at Mississippi St.	13 (2nd)	3 (1st)	11-0	6	0	35:13	4:17	W, 71-68
TENNESSEE	20 (1st)	-	8-0	0	0	38:28	0:00	W, 66-54
at Florida	15 (1st)	1 (1st)	8-0	6	3	37:12	1:32	W, 82-74
AUBURN	40 (2nd)	3 (1st)	11-0	7	0	36:43	2:49	W, 86-54
VANDERBILT	5 (1st)	11 (2nd)	9-0	7	6	15:57	19:44	L, 68-66
at Arkansas	14 (2nd)	3 (1st)	6-0	3	2	35:37	1:15	W, 88-79
vs. Vanderbilt	10 (1st)	12 (2nd)	12-0	3	2	16:22	21:03	L, 80-73
vs. Providence	11 (1st)	3 (1st)	10-0	7	4	30:29	8:09	W, 61-53
vs. Kansas State	8 (1st)	7 (2nd)	13-0	12	12	23:41	9:44	L, 75-69
BIGGEST/MOST	47	31	18-0	13	14	39:14	39:43	
TOTALS						827:21	434:04	

this season with 37 points, 11 offensive rebounds and 13 defensive boards against Georgia and Dec. 12, 2021 against Robert Morris, when he went for 14 points, 10 offensive boards and 10 defensive rebounds. Tshiebwe has three of the 25 such games in college basketball since the 1996-97 season. Utah Valley's Fardaws Aimaq is the only other Division I player with more than one

- With 1,117 points scored as a UK player, he ranks 48th all-time in the program's record books
- Tshiebwe hauled in 25 rebounds against Providence in the opening round of the NCAA Tournament. The 25 rebounds marked a Kentucky record for an NCAA Tournament game. The previous mark was 24 boards by Jerry Bird vs. Iowa in 1956. The 25 rebounds were the most for any player in an NCAA Tournament game since Phil Hubbard of Michigan had 26 in 1977
- In three career NCAA Tournament games, Tshiebwe averaged: 21.0 points, 19.7 rebounds, 2.3 steals and 1.3 blocks, while shooting 59.0% from the field

Tshiebwe put together a performance for the ages in a come-from-behind win over Georgia on Jan. 17. He poured in a career-high 37 points and added 24 rebounds. More about that historic performance:

- The last Wildcat with a 35-point, 20-rebound game was Mike Phillips, who had 35-20 vs. LSU on Feb. 2, 1976
- It was the fifth 35-20 game in UK history, also Phillips (listed above), Dan Issel (36-29 vs. LSU on Feb. 22, 1969), Cotton Nash (34-20 vs. Tulane on Jan. 11, 1964) and Bill Spivey (40-34 vs. Xavier on Feb. 13, 1951)
- Per ESPN, Tshiebwe's 24 rebounds were the most for a Division I player with a 35-point game in the last 25 seasons
- Per ESPN, Tshiebwe's 24 rebounds were the most in a 35-point performance in the last 25 seasons. UNC's Brice Johnson had 23 in 2016, Oklahoma's Blake Griffin had 23 in 2009 and Texas' Kevin Durant had 23 in 2007
- Tshiebwe (24) and teammate Jacob Toppin (11) combined for more rebounds (35) than Georgia's entire team (31)
- He became just the third player in program history to have multiple games of at least 24 rebounds, joining Dan Issel and Cotton Nash as the only others to do so
- It was the fourth 30-point game of his career
- The 37-point game tied Malik Monk vs. Georgia (1/31/17) for most points in an SEC game and the third-most point in any contest in the Calipari era

Wallace Another UK Freshman Sensation

With a maturity well beyond his years and a calm and cool approach to the game, Cason Wallace solidified himself as one of the best first-year players in the country.

- Wallace ranked fourth in the SEC and 40th nationally with 1.97 steals per game
- Wallace ranked fourth (2.03) in assist-to-turnover ratio in the league and second (4.2) in assists per game
- He induced at least one steal in all but three games (one being against South Carolina where he exited with a back injury eight minutes into the game and a second against Vanderbilt when he was limited to just one minute in the second half), and had multiple steals in 18 games
- Wallace tied the UK single-game record with eight steals against Michigan State. Ashton Hagans (vs. North Carolina on Dec. 22, 2018), Rajon Rondo (vs. Mississippi State on Feb. 19, 2005) and Wayne Turner (vs. George Washington on Nov. 24, 1997) are the others to turn the trick
- Wallace recorded the second-most assists (9) in a UK freshman debut against Howard, while becoming the first UK freshman in school history to have at least 15 points, eight rebounds, and nine assists in a collegiate debut
- Wallace was one of only two freshmen to accomplish the season-opening feat since the 2010-11 season, joining Lonzo Ball, who went for 19 points, 11 assists, eight rebounds and two steals in a 119-80 win over Pacific on Nov. 11, 2016
- With 11 assists at Mississippi State, he recorded the second most by a UK freshman in a true road game. Dirk Minniefield (13) at Mississippi State on Jan. 23, 1980 owns the record
- He ranks eighth all-time in UK single-season history for a freshman with 136 assists
- With 63 steals on the season, only John Wall (66) and Rajon Rondo (87) generated more steals as a freshman in UK history
- He's a three-time SEC Freshman of the Week honoree

Wallace Was Mr. Clutch

Cason Wallace has proved to be a player the Wildcats can rely on



NOTES

in the clutch. In games within five or fewer points with less than five minutes to play, Wallace has been a go-to type for the Cats. Consider:

- vs. Michigan State: 5 points (2-2 FG, 1-1 3PT, 2-4 FT); 2 rebounds, 1 steal
- vs. Michigan: 3 points (1-1 FG, 1-1 3PT, 0-2 FT)
- vs. LSU: 2 points (1-1 FG); 1 assist
- vs. Tennessee: 1 rebound, 2 assists
- vs. Texas A&M: 2 points (1-1 FG)
- vs. Florida: 7 points (2-2 FG, 1-1 3PT, 2-2 FT); 1 rebound, 1 assist

Super Sixth Man: Antonio Reeves

Senior Antonio Reeves came to Kentucky after ranking among the nation's top 20 in points per game (20.1) a season ago. He showed flashes of his ability to put the ball in the basket after leading the team in scoring during its foreign tour this summer and knocking down six 3-pointers in his debut against Howard. However, Reeves became a clutch player for the Cats and made an immediate impact off the bench.

- Reeves reached double-figure scoring in 17 of the last 20 games. Over the final 17-games of the regular season, he led the team with 16.6 points per game. He drained 40 3-pointers and is shot 45.2% from the floor, 41.7% from behind the arc and 83.3% from the foul line
- He poured in a career-high 37 points, connecting on 11 of 11 free throws, also marking career bests in a win at Arkansas. The 37-point game tied for the third-most points scored by a Wildcat in the Calipari era and the most in a true road game under Calipari
- He scored 27 points and made a season-high-tying six 3-pointers at Ole Miss. He was 8 of 12 from the field, 5 of 6 from 3-point range and a perfect 5 for 5 at the line
- His clutch play down the stretch paid dividends for the Cats. Reeves scored 10 points over the final eight minutes against Tennessee and seven against Texas A&M. At Ole Miss with UK clinging to a 35-34 lead and 16:58 to play, Reeves scored 11 of UK's next 13 points over a 3:34 span to give the Wildcats a cushion they would not surrender at seven points with 13:24 to go. He scored the team's first 11 points of the second half to help pull away from the Razorbacks
- Reeves' 12.9 points per game in 20 contests off the bench ranked second nationally among players who made at least 20 appearances as a reserve
- He had four 20-plus-point performances off the bench. That's the most for any player in John Calipari's tenure
- With 80 made 3s on the year, Reeves tied for 12th in single-season program history

JT Had the Top(pin) Season of His Career

Jacob Toppin steadily improved in each of his four seasons as a collegiate basketball player, but in his third year under John Calipari he took a major leap.

- Through just 19 games, he had already set career highs in points scored, rebounds, assists, minutes played, field-goals and free-throws made for a season
- Toppin had never recorded a double-double during his first three seasons in college - he had eight this season. UK was 7-1 when he registered a double-double
- The senior set single-game highs in points (24 vs. Louisville) and rebounds (12 vs. Auburn)
- Toppin scored in double-figures in 17 of the last 21 games played. He also registered 14 games of at least five rebounds over his last 21 played
- Over a 12-game stretch where he reached double-figure scoring in every game Jan. 17-Feb. 25, Toppin averaged 14.3 points, 7.4 rebounds and 2.8 assists per game. He shot 53.0% from the floor and 50.% from distance
- Toppin shot 50.0% (13-26) from 3-point range in SEC action

Floor General Wheeler

Sahvir Wheeler paced the Southeastern Conference in assists per game in each of his last three seasons. Prior to a right ankle injury suffered prior to UK's first meeting with Arkansas and a medical procedure, Wheeler was leading the league with 5.6 dimes per game this season.

- Wheeler generated two games with 10 or more, seven with eight or more and 13 with five or more
- With 656 total assists in his career at Georgia and Kentucky, Wheeler is fifth all-time in SEC history in the category. He trails only Terry Coner (664), Johnny Darden (715), Kareem Reid (749) and Sean Tuohy (830)
- A season after becoming just the fourth player in program history to amass at least 200 assists in a season, Wheeler is moving up the career charts as well. In just 51 games with the Wildcats, Wheeler ranks 14th in program history with 324 dimes

Injury Bug a Story with the Cats

A season after playing just 17 games at full strength, the Wildcats once again dealt with a multitude of injuries. Kentucky played just 13 of 34 games at full strength.

Daimion Collins: Missed the Tennessee game with a left foot injury

CJ Fredrick: Exited the Missouri game with a right-hand injury after playing four minutes. Missed the Louisville, LSU and Alabama games with the hand injury. Missed the Georgia (away), Mississippi State, Tennessee (home) and Florida (away) games with a rib injury

Jacob Toppin: Exited the Alabama game with a right-shoulder injury and did not return. Missed the South Carolina game

Oscar Tshiebwe: Had a minor knee procedure and missed the duration of the preseason as well as the team's games against Howard and Duquesne

Cason Wallace: Exited the South Carolina game with a lower-back injury and did not return after playing eight minutes. Missed the Ole Miss game due to precautionary reasons as he dealt with a lower-extremity issue

Lance Ware: Missed the North Florida game due to an illness and the LSU game with a left-shoulder injury

Sahvir Wheeler: Missed both exhibition games and the team's opener vs. Howard with a right-leg injury and the team's trip to Tennessee with a left-shoulder injury. He then missed the games vs. Arkansas, at Georgia, at Mississippi State, vs. Tennessee, at Florida and vs. Auburn with a right ankle injury. He underwent a medical procedure unrelated to his ankle injury on March 1 and did not return to the court

The Winner is ... Kentucky!

After helping Kentucky to wins at Florida and at home against Auburn, senior forward Oscar Tshiebwe took home Southeastern Conference Player of the Week laurels, the conference office announced Feb. 27. In addition, Tshiebwe garnered Oscar Robertson National Player of the Week honors Feb. 28, marking his second time earning the award in his career. Tshiebwe averaged 23.5 points per game and shot 87% (20-23) from the field in the two victories.

Tshiebwe went for a game-high 25 points, four boards and three assists against Florida. He then totaled 22 points and 17 rebounds to go along with a pair of steals in the dominating win over Auburn. Tshiebwe's 92.3% field-goal percentage against Florida was the best field-goal clip with at least 13 attempts in program history, and the fourth-best with a minimum of eight attempts. The 25-point performance at Florida was his third game this season with at least 25 points in a game and the 10th of his career. Tshiebwe also became the 61st player in program history to amass 1,000 points in a career as a Wildcat. He then generated his 16th double-double of the season with 22 points and 17 rebounds against Auburn.

Measurables



Daimion Collins

Wing Span

Max Vertical

Hand Width

3/4-Court Sprint

Shuttle Run

T1. Ugonna Onyenso - 7'4"	1. Daimion Collins - 46.5"	1. Oscar Tshiebwe - 10.75"	1. Jacob Toppin - 3.09	1. Cason Wallace - 10.03
T1. Oscar Tshiebwe - 7'4"	2. Jacob Toppin - 45.0"	T2. Daimion Collins - 9.75"	2. Sahvir Wheeler - 3.18	2. Antonio Reeves - 10.45
3. Daimion Collins - 7'3"	3. Kareem Watkins - 43.0"	T2. Jacob Toppin - 9.75"	3. Oscar Tshiebwe - 3.20	3. Sahvir Wheeler - 10.49
4. Lance Ware - 7'1"	4. Cason Wallace - 42.0"	T2. Lance Ware - 9.75"	T4. Daimion Collins - 3.22	4. Brennan Canada - 10.83
5. Adou Thiero - 6'11"	5. Adou Thiero - 41.0"	T5. Ugonna Onyenso - 9.5"	T4. Antonio Reeves - 3.22	5. Lance Ware - 10.86
		T5. Adou Thiero - 9.5"	T4. Adou Thiero - 3.22	

Quick Facts

GENERAL INFORMATION

Location: Lexington, Ky.
Enrollment: 31,800
Founded: 1865
Colors: Blue and White
Nickname: Wildcats
Conference: Southeastern Conference
All-Time Record: 2,375-748-1 (76.0%)
Arena: Rupp Arena (20,500)
Rupp Arena Record: 647-81 (88.9%) - 47th season
NCAA Championships: 8 (1948, '49, '51, '58, '78, '96, '98, 2012)
NCAA Runners-Up: 4 (1966, '75, '97, 2014)
NCAA Tournament Record: 129-53 (70.9%)
Last NCAAT Appearance: 2022, First Round
President: Dr. Eli Capilouto (Alabama, 1971)
Athletics Director: Mitch Barnhart (Ottawa, 1981)
MBB Administrator: Kevin Sargent (UNC, 2004)
Head Coach: John Calipari (Clarion, 1982)
Calipari On-Court Record: 832-253 (76.7%)
Calipari UK Record: 387-113 (77.4%)
Athletics Phone Number: 859.257.8000
Starters Returning/Lost: 2/3
Players Returning/Lost: 7/8



NOTES

The award is the sixth weekly SEC honor for a Wildcat this season. Tshiebwe previously earned SEC Player of the Week honors on Jan. 23, while Cason Wallace has garnered SEC Freshman of the Week honors three times this season and Chris Livingston was the Freshman of the Week just a week ago.

Kentucky has dominated the weekly SEC awards with John Calipari at the helm. UK has won more weekly SEC honors (125) than any other school during the Calipari era, including 94 SEC Freshman of the Week awards and 31 SEC Player of the Week honors.

Always Efficient

According to Ken Pomeroy's calculations on kenpom.com, Kentucky teams under John Calipari have consistently ranked among the most efficient teams in the country per possession. Pomeroy's rankings at the conclusion of the 2022-23 season:

Season	Offense (Rank)	Defense (Rank)	Overall
2022-23	116.2 (17)	98.8 (68)	27th
2021-22	120.0 (5)	94.3 (36)	6th
2020-21	108.0 (84)	93.1 (35)	49th
2019-20	112.7 (24)	95.1 (52)	29th
2018-19	117.6 (14)	90.1 (8)	8th
2017-18	115.8 (24)	95.4 (22)	17th
2016-17	119.1 (12)	91.4 (7)	4th
2015-16	120.4 (5)	98.0 (53)	6th
2014-15	119.3 (5)	86.5 (2)	1st
2013-14	117.6 (10)	96.9 (41)	11th
2012-13	108.8 (42)	99.1 (129)	42nd
2011-12	122.9 (2)	88.2 (9)	1st
2010-11	118.1 (7)	90.4 (15)	6th
2009-10	116.1 (15)	86.2 (6)	3rd

CJ Fredrick Named to SEC Community Service Team

Kentucky men's basketball senior CJ Fredrick was named to the Southeastern Conference's Men's Basketball Community Service team. Fredrick is UK's representative on the 14-man team that honors players' exemplary service to their communities.

This marks the 25th year for the SEC Community Service Team for men's basketball. All 21 league-sponsored sports have had a Community Service Team since 2004. The team honors student-athletes beyond the court for their on-going efforts in the community.

- Fredrick was instrumental in the development of the telethon and open practice that raised more than \$3 million in funding for those affected by devastating flooding in eastern Kentucky this summer. Furthermore, he was a participant in the telethon in 2021 that raised money for victims of tornadoes that hit the western part of the state
- In addition to those major projects, Fredrick has worked with God's Pantry in packing food and delivering lunches to local schools, visited Kentucky Children's hospitals and Fayette County schools alongside his teammates. Fredrick has twice served meals at Thanksgiving at the Salvation Army and participated with the team in serving dinner and singing Christmas carols for families
- Fredrick and the Wildcats have twice worked with Samaritan's Feet which entails washing the feet of our youth and then distributing new shoes. He has also visited a Fort Knox school and St. Elizabeth Healthcare in northern Kentucky

S-E-C! S-E-C! S-E-C!

Kentucky is the Southeastern Conference's gold standard. Since the SEC's inception in 1932-33, the Wildcats are the most dominant team in the league, recording a 1,046-303 mark (77.5%) in regular-season conference play. Only Alabama has won more than 800 regular-season SEC games and no other team owns a better winning percentage.

- UK has averaged 11.6 wins and only 3.4 losses per season in 90 seasons in the SEC
- Kentucky has won 49 SEC regular-season titles and 31 SEC Tournament championships
- Kentucky is 11-3 in the opening game of the SEC season under John Calipari and 13-1 in the first home league opener. UK is 69-20 all-time in SEC openers
- The Wildcats have won 16 of the last 30 SEC Tournaments (the 2020 one was not played because of the COVID-19 pandemic)
- UK has captured at least a share of six of the last 14 SEC regular-season championships under John Calipari
- Kentucky has played in the championship game of the SEC Tournament in eight of Calipari's 13 tours, winning six times (2020 tournament not played because of COVID)
- UK won its 1,000th game in SEC regular-season action vs. Alabama on Jan. 11, 2020. Kansas has won 1,000 conference games when combining its records in the Big 6, Big 7, Big 8 and Big 12, but no other team in the country had won 1,000 or more regular-season league games in one conference alone
- Eight teams made the 2023 NCAA Tournament field
- The SEC has had 43 NCAA Tournament selections over the last six tournaments
- The SEC went 9-8 in NCAA Tournament games in 2023. SEC teams were 87-57 (60.4%) in the NCAA tourney since 2012
- The league has advanced at least one team to the Elite Eight in 10 of the last 13 tournaments and nine different SEC teams have advanced to the Sweet Sixteen in the last six NCAA Tournaments
- Four SEC teams (No. 1 Alabama, No. 17 Texas A&M, No. 20 Tennessee and No. 23 Missouri) are finished the season ranked in the Associated Press Top 25, with Kentucky receiving votes

Calipari Leading the Way in SEC Play

John Calipari leads the way among all current SEC head coaches in 2022-23 in career wins, league victories and titles. He is also ascending the all-time charts in league history:

- Calipari owns 387 victories as UK's head coach, ranking as the fourth-most wins by a coach leading an SEC program in the conference's history. Adolph Rupp (875), Billy Donovan (467) and Dale Brown (448) are the only others who have more
- Calipari is fifth all-time in SEC regular-season wins with 185. Rupp (397) has the most. C.M. Newton is fourth with 195. Donovan (200) and Brown (238) are the others head of Calipari
- Calipari is 24-7 in the SEC Tournament. His 24 victories are tied with Tubby Smith for the third-most in tournament history. Only Donovan (27) and Wimp Sanderson (25) have more
- Calipari has won six SEC Tournament titles. Only Alabama (8) has more in program history than Calipari has won in total
- From his time at UMass, Calipari ranks ninth in total wins (193) and eighth in wins in Atlantic 10 regular-season play (91). In his time at Memphis, Calipari accumulated the second-most total victories (252) and the most regular-season wins (133) in Conference USA history

Points Per Possession

Game	Off. PPP	Def. PPP
HOWARD	1.25	0.83
DUQUESNE	1.08	0.73
vs. Michigan State	0.92	1.02
SOUTH CAROLINA STATE	1.38	0.82
at Gonzaga	0.95	1.16
NORTH FLORIDA	1.33	0.78
BELLARMINE	1.02	0.69
vs. Michigan	1.03	0.97
YALE	1.15	0.98
vs. UCLA	0.79	0.94
FLORIDA A&M	1.49	1.15
at Missouri	1.10	1.31
LOUISVILLE	1.34	0.98
LSU	1.25	1.20
at Alabama	0.76	1.15
SOUTH CAROLINA	1.19	1.25
at Tennessee	0.91	0.81
GEORGIA	1.20	1.00
TEXAS A&M	1.10	0.97
at Vanderbilt	1.19	0.91
KANSAS	0.99	1.12
at Ole Miss	1.19	1.05
FLORIDA	1.12	1.05
ARKANSAS	1.06	1.28
at Georgia	1.03	1.14
at Mississippi State	1.20	1.15
TENNESSEE	1.05	0.86
at Florida	1.17	1.06
AUBURN	1.32	0.83
VANDERBILT	0.97	1.00
at Arkansas	1.17	1.05
vs. Vanderbilt	1.07	1.18
vs. Providence	0.95	0.83
vs. Kansas State	1.01	1.10

Overall

UK offensive high - 1.49, FLORIDA A&M
 UK offensive SEC high - 1.32, AUBURN
 UK offensive postseason high - 1.07, vs. Vanderbilt
 UK offensive low - 0.76, at Alabama
 UK offensive SEC low - 0.76, at Alabama
 UK offensive postseason low - 0.95, vs. Providence

Opponent offensive high - 1.31, at Missouri
 Opponent SEC high - 1.31, at Missouri
 Opponent postseason high - 1.18, vs. Vanderbilt
 Opponent offensive low - 0.69, BELLARMINE
 Opponent SEC low - 0.81, at Tennessee
 Opponent postseason low - 0.83, vs. Providence

Wins vs. Losses in 2022-23

Result	FG%	Opp. FG%	3-Pt. FG%	Opp 3-Pt. FG%	FT%	RPG	APG	TOPG	BPG	SPG	PPG	Opp PPG
Wins	.485	.401	.401	.301	.734	40.3	16.6	11.4	3.8	6.4	78.1	62.1
Losses	.401	.479	.261	.370	.653	37.7	12.2	12.5	3.5	6.6	67.8	78.2



NOTES

Cats Don't Count on the 3

Kentucky has never been reliant on the 3 under John Calipari. Kentucky is averaging 25.2% of its points from distance while 30.0% of its field-goal attempts are from 3-point range.

The highest percentage of 3-point shots taken under Calipari was the 2010-11 Final Four team that lofted 32.4% of its shots from beyond the arc. That team is also Calipari's top 3-point shooting team at Kentucky. The most attempts per game in the Calipari era was the 2016-17 squad that took 19.89 3-point shots per game. This team averaged 18.03 attempts per game thus far.

Not relying on the 3 certainly hasn't hurt the Wildcats. UK is 10-3 all-time under Calipari when making one or fewer from long range.

Year	% of Attempts from 3	3-Point FG%
2009-10:	.304	.363
2010-11:	.324 (highest)	.397 (highest)
2011-12:	.265	.378
2012-13:	.293	.346
2013-14:	.276	.332 (lowest)
2014-15:	.271 (lowest)	.349
2015-16:	.310	.366
2016-17:	.316	.353
2017-18:	.258	.357
2018-19:	.296	.354
2019-20:	.266	.343
2020-21:	.322	.336
2021-22:	.279	.347
2022-23:	.300	.347

Five Wildcats on Pace to Graduate in Spring

John Calipari has graduated 100% of the players (25 of 25) who have been eligible to receive their diploma by the end of their senior years and exhausted their athletic eligibility.

That number will add by four with five graduating in the spring of 2023. CJ Fredrick (community and leadership development), Jacob Toppin (communication), Oscar Tshiebwe (communication) and Sahvir Wheeler (communication) are all on pace to earn their undergraduate degrees in May of 2023. Brennan Canada, who graduated in three years, is slated to earn a graduate certificate this spring.

Cats Deliver the Knockout Punch

Kentucky is 329-14 (95.9%) in the John Calipari era when leading by at least 10 points at any time in the contest. Eleven of the 14 losses in the Calipari era are to conference opponents, including a loss to Vanderbilt in the SEC Tournament.

Perhaps most impressive of all is that 68.6% of games Calipari has coached in at Kentucky have produced 10-point leads at some point during the game for UK. The Wildcats have led by 10 points or more in a whopping 85.0% of Calipari's 387 career wins at Kentucky.

Hold Them to 55 Points, 40%

Defense has always been a recipe for success for the Wildcats under John Calipari. The special ingredient: 55 points. Kentucky is a perfect 89-0 under Calipari when holding the opponent to 55 points or fewer, including 6-0 this season after limiting Duquesne to 52 points, Bellarmine to 41, Vanderbilt on the road to 53 points, Tennessee at home to 54 points, Auburn to 54 points and Providence to 53 points.

The Wildcats are 214-10 (95.5%) under Calipari when limiting the opponent to 63 points or less, including 12-1 this season. Kentucky also fares well when it keeps the competition to 40% or less from the floor. UK is 233-24 (90.7%) vs. opponents under Calipari when their field-goal percentage is 40% or less.

Cleaning the Glass

For the second straight season, led by All-American Oscar Tshiebwe, Kentucky was one of the best on the boards. Tshiebwe led the country in rebounds per game (13.7). UK was the nation's best on the offensive glass with an average of 13.88 per game, and ranked second in rebound margin (+9.8).

Ulis Returns to Kentucky

Tyler Ulis was one of the most accomplished players in UK program history from 2015-16. He was an All-American and Bob Cousy Award winner in 2016. He was also a part of a team that won its first 38 games and went to the Final Four in 2015. He has returned to the Wildcats for the spring semester to serve as a student assistant coach as he works towards completing his undergraduate degree.

- 2016 Consensus First-Team All-American
- 2016 Bob Cousy Award winner
- Was the SEC Player of the Year, Defensive Player of the Year and SEC Tournament MVP in 2016
- Set the UK single-season record with 246 assists in 2016
- Drafted 34th overall by the Suns in 2016
- Western Conference Rookie of the Month in April of 2017 when he averaged 20.7 points and 6.8 assists per game during the month. It was the most points and assists in a single month since Damian Lillard in March of 2013

Wildcats Ink Five for 2023

Kentucky men's basketball head coach John Calipari announced the signing of five stand-out student-athletes to the program's 2023 signing class on Nov. 14. Aaron Bradshaw, Robert Dillingham, Justin Edwards, Reed Sheppard and D.J. Wagner each inked national letters of intent with UK during the fall signing period.

Bradshaw, Edwards, Sheppard and Wagner were all tabbed to the 2023 McDonald's All American Game on Jan. 24. UK has now had 44 "burger boys" sign out of high school with John Calipari. All-time UK has amassed 76 McDonald's All Americans.

In every season but two of the Calipari era, the Wildcats have signed a top-three recruiting class according to the Recruiting Services Consensus Index, which tallies major recruiting

UK's Record vs. AP Ranked Opponents and as an AP Ranked Opponent Under Cal

Kentucky (RK)	Opponent Rank																									RV	NR	TOTAL	
	1	2	3	4	5	6	7	8	9	10	11	12	13	14	15	16	17	18	19	20	21	22	23	24	25				
1	-	0-1	0-1	1-0	2-0	2-0	-	2-0	1-0	-	0-1	-	-	-	2-0	1-0	1-0	-	1-0	3-0	1-0	-	-	-	6-2	46-3	69-8		
2	1-0	-	-	0-1	1-0	0-1	-	-	-	-	-	1-0	1-0	-	1-0	-	1-0	-	0-1	-	-	-	-	-	4-0	24-0	34-3		
3	-	-	-	1-0	-	-	-	-	0-1	-	-	1-0	-	-	-	-	-	-	-	0-1	-	-	-	-	-	1-0	17-0	20-2	
4	-	0-2	-	-	-	-	0-1	0-1	-	-	-	-	-	1-0	-	0-1	-	-	-	-	-	-	-	-	2-0	2-0	12-2	17-7	
5	1-0	-	-	-	-	0-1	-	-	0-1	1-0	-	-	-	-	-	-	-	-	0-1	-	-	-	-	1-0	-	2-0	13-0	18-3	
6	-	-	-	-	0-1	-	1-0	1-0	-	0-1	-	-	-	-	-	-	-	0-1	1-0	-	-	-	-	-	-	2-0	9-2	14-5	
7	-	-	-	0-1	-	-	-	-	-	-	-	1-0	-	0-1	-	-	-	-	1-0	-	-	-	-	-	-	-	7-2	9-4	
8	-	-	-	-	-	-	-	-	1-0	-	-	-	1-0	-	1-0	-	-	-	-	-	-	-	1-0	-	0-1	-	2-3	13-0	19-4
9	-	-	-	-	-	-	-	-	-	-	-	-	-	-	-	-	-	-	-	-	-	-	-	-	-	-	9-2	9-2	
10	-	-	-	-	-	-	-	-	0-1	-	-	-	-	0-1	-	-	-	-	-	-	-	-	-	-	-	3-4	15-3	18-9	
11	1-0	-	-	-	-	-	1-0	-	0-1	-	-	-	1-0	-	-	-	-	0-1	-	-	-	2-0	-	-	-	-	6-1	11-3	
12	-	0-1	-	-	1-0	-	-	-	-	-	-	-	-	1-0	-	1-0	-	-	-	-	-	-	-	-	-	2-0	5-1	10-2	
13	-	-	-	-	-	-	-	-	-	-	-	-	-	-	-	0-1	0-1	-	-	-	-	-	-	-	-	1-0	8-2	9-4	
14	-	-	0-1	-	-	-	-	-	-	-	-	-	-	-	-	-	-	-	-	-	-	-	-	-	-	1-1	9-1	10-3	
15	-	-	-	-	-	-	-	-	-	-	-	1-0	-	-	-	-	-	1-0	-	-	-	-	-	-	-	1-0	7-0	10-0	
16	-	-	-	-	-	-	-	-	-	-	-	-	-	-	-	-	1-0	-	-	-	0-1	-	-	-	-	2-0	6-1	9-2	
17	-	-	-	-	-	-	-	-	-	-	-	-	-	-	-	-	-	-	-	-	-	-	1-1	-	-	-	4-2	5-3	
18	-	-	-	-	-	-	-	-	-	-	-	-	-	-	-	-	-	-	-	-	-	1-0	0-1	-	-	-	3-2	9-1	13-4
19	-	-	1-0	1-0	-	-	-	-	1-0	-	-	-	-	-	-	-	-	-	-	-	-	-	-	-	-	1-1	5-0	9-1	
20	-	-	-	0-1	-	-	0-1	-	-	-	-	-	-	-	-	-	-	-	-	-	1-0	-	-	-	-	-	4-2	5-4	
21	-	-	-	-	-	-	-	-	-	-	-	-	-	-	-	-	-	-	-	-	-	-	-	-	-	2-0	2-1	4-1	
22	-	-	-	-	-	-	-	-	-	-	-	-	1-0	-	-	-	-	-	-	-	-	-	-	-	-	1-0	5-1	7-1	
23	-	-	-	-	-	-	-	-	-	-	-	-	-	-	-	-	-	-	-	-	-	-	-	-	-	1-2	3-1	4-3	
24	-	-	-	-	-	-	-	-	-	-	-	-	-	-	0-1	-	-	-	-	-	-	-	-	-	-	-	0-1	0-2	
25	0-1	-	-	-	-	-	0-1	-	-	-	-	-	-	-	-	-	-	-	-	-	-	-	-	-	-	-	1-1	1-3	
RV	0-1	1-0	-	-	1-0	-	2-1	-	0-1	0-1	-	1-0	1-0	-	-	-	-	0-1	-	-	-	-	-	-	-	-	-	-	-
NR	-	-	-	0-1	1-0	-	-	-	0-1	1-0	1-1	-	-	-	1-0	-	0-1	1-0	-	-	0-1	-	-	-	-	-	-	-	-
TOTAL	3-2	1-4	1-2	3-4	6-1	2-2	4-4	3-1	3-6	2-2	2-2	4-0	5-0	2-2	2-1	4-2	3-1	2-4	3-2	1-1	4-1	5-1	1-2	1-1	1-0	Total	334-83	Total	69-48



NOTES

rankings and plugs them into a formula to calculate a consensus ranking. With the additions, Kentucky has signed 71 top-50 recruits, 56 top-25 players and 31 top-10 players (according to Rivals) in what will now be Calipari's 15 recruiting classes at Kentucky.

- **Aaron Bradshaw (Roselle, N.J.):** Forward | 7-0, 210 pounds | No. 4 overall by 247Sports, No. 4 by ESPN and No. 5 by Rivals | Averaged 8.9 points, 7.4 rebounds and 3.2 blocks per game as a junior while helping Camden to the NJSIAA Group 2 state championship | Played for NJ Scholars on the EYBL circuit last summer, averaging 12.7 points, 7.3 rebounds and 2.0 blocks | Tallied three double-doubles during Peach Jam in July | McDonald's All-American | Naismith High School Player of the Year semifinalist | Jordan Brand Classic selection | Third-team Naismith HS All-American
- **Robert Dillingham (Hickory, N.C.):** Guard | 6-2, 160 pounds | No. 7 overall by Rivals, No. 11 by ESPN and No. 9 by 247Sports | Averaged 21.2 points, 4.9 rebounds and 2.1 steals per game as a sophomore at Combine Academy, leading the team to a 29-3 record and a non-association state title | Joined Overtime Elite in November | Charlotte Observer High School Basketball Player of the Year in 2020-21 | 2021 FIBA Americas U16 Championship MVP, averaging 15.7 points and 6.2 assists in more than 20 minutes per game | Jordan Brand Classic selection
- **Justin Edwards (Philadelphia):** Guard | 6-8, 190 pounds | No. 1 by ESPN, No. 2 by 247Sports and No. 4 by Rivals | Led Imhotep Charter to the Class 5A state title as a junior last season, averaging 18.3 points and 8.3 rebounds per game | Helped Team Final advance to Peach Jam quarterfinals after shooting 39.5% from deep while averaging 15.3 points

and 7.0 rebounds per game McDonald's All-American | Naismith High School Player of the Year finalist | Named to Team USA at the 2023 Nike Hoop Summit | Jordan Brand Classic selection | First-team Naismith HS All-American

- **Reed Sheppard (London, Ky.):** Guard | 6-3, 180 pounds | No. 22 overall by Rivals, No. 21 by ESPN and No. 30 by 247Sports | Led North Laurel to the state Sweet 16, averaging 25.2 points, 7.6 assists, 6.8 rebounds and 4.4 steals per game as a junior | 2022 Kentucky Gatorade Player of the Year | Both parents, Jeff and Stacey, played basketball at Kentucky | Jeff was a member of 1996 and 1998 national championship teams, earning Final Four MVP in 1998, while Stacey still sits as the Wildcats' No. 14 all-time scorer | McDonald's All-American
- **D.J. Wagner (Camden, N.J.):** Guard | 6-3, 175 pounds | No. 2 overall by ESPN and No. 3 by 247Sports and Rivals | Averaged 19.6 points, 4.3 rebounds, 3.3 assists and 3.1 steals per contest as a junior, helping Camden to the NJSIAA Group 2 state championship | Named 2021 and 2022 New Jersey Gatorade Player of the Year | Son of former Memphis and NBA guard Dajuan Wagner and grandson of former Louisville and professional guard Milt Wagner McDonald's All-American | Naismith High School Player of the Year finalist | Named to Team USA at the 2023 Nike Hoop Summit | Jordan Brand Classic selection | First-team Naismith HS All-American

Cats Give Back

As part of the University of Kentucky's commitment to the people of the Commonwealth and Big Blue Nation around the globe, the Wildcats continue to give back to those in need.

All-Time Winningest Schools

SCHOOL	WINS
1. Kansas	2,385
2. Kentucky	2,375
3. North Carolina	2,343
4. Duke	2,273
5. UCLA	1,986
6. Temple	1,978
7. Syracuse	1,973
8. Notre Dame	1,950
9. St. John's	1,922
10. Indiana	1,913

**following the 2022-23 season*

UK Leaders in Career Rebounds

Player (Years played)	Rebounds
1. Dan Issel (1968-70)	1,078
2. Frank Ramsey (1951-54)	1,038
3. Cliff Hagan (1951-54)	1,035
4. Johnny Cox (1957-59)	1,004
5. Cotton Nash (1962-64)	962
6. Oscar Tshiebwe (2022-23)	952
7. Kenny Walker (1983-86)	942
8. Chuck Hayes (2002-05)	910
9. Sam Bowie (1980-84)	843
10. Rick Robey (1975-78)	838
11. Bob Burrow (1955-56)	823

UK Leaders in Career Assists

Player (Years played)	Assists
1. Dirk Minniefield (1980-83)	646
2. Anthony Epps (1994-97)	544

7. Cliff Hawkins (2001-04)	467
8. Ed Davender (1985-88)	436
9. Travis Ford (1991-94)	428
10. Tyler Ulis (2015-16)	381
11. Saul Smith (1998-2001)	364
12. Ashton Hagans (2019-20)	351
13. John Pelphrey (1988-92)	327
14. Sahvir Wheeler (2022-23)	324

Lineup Comparison

Most Frequent Lineups	Total Minutes	Points For	Points Against	+/-	+/- Per 40 Min.
Toppin, Wallace, Livingston, Reeves, Tshiebwe	213:29	379	330	+49	+9.18
Toppin, Wallace, Reeves, Wheeler, Tshiebwe	123:03	235	216	+19	+6.18
Toppin, Fredrick, Wallace, Reeves, Tshiebwe	102:19	257	154	+107	+41.83
Toppin, Fredrick, Wallace, Livingston, Tshiebwe	81:32	124	154	-30	-14.72
Toppin, Wallace, Livingston, Wheeler, Tshiebwe	53:42	83	86	-3	-2.23
Toppin, Fredrick, Livingston, Reeves, Tshiebwe	41:50	82	75	+7	+6.69
Toppin, Fredrick, Wallace, Wheeler, Tshiebwe	40:09	68	67	+1	+1.00
Toppin, Fredrick, Wallace, Livingston, Ware	38:03	65	44	+21	+22.08
Toppin, Livingston, Reeves, Wheeler, Tshiebwe	31:46	62	43	+19	+23.92
Toppin, Fredrick, Reeves, Wheeler, Tshiebwe	28:44	55	48	+7	+9.74

Efficiency Stats

#	Player	Min	AST%	EFG%	TS%	Usg%	DRB%	ORB%	TRB%
14	Brennan Canada	9	0.0	.500	.500	16.7	13.2	0.0	6.4
04	Daimion Collins	196	3.5	.425	.477	17.2	18.1	9.9	13.9
01	CJ Fredrick	600	11.6	.461	.498	14.9	3.0	1.1	2.0
21	Walker Horn	8	18.4	.000	.000	31.3	14.8	0.0	7.3
24	Chris Livingston	761	5.5	.478	.517	15.7	16.2	5.7	10.8
33	Ugonna Onyenso	112	3.5	.529	.539	18.4	25.4	18.3	21.8
12	Antonio Reeves	950	7.8	.515	.549	26.1	7.4	1.6	4.4
03	Adou Thiero	190	6.7	.397	.528	14.9	13.1	9.6	11.3
00	Jacob Toppin	1038	13.6	.490	.523	21.2	18.4	6.9	12.5
34	Oscar Tshiebwe	1076	9.4	.560	.612	23.1	27.8	19.5	23.6
22	Cason Wallace	1029	24.3	.516	.547	20.0	10.2	3.3	6.7
55	Lance Ware	272	10.7	.658	.603	11.8	14.8	8.8	11.7
25	Kareem Watkins	8	18.4	.000	.000	12.5	0.0	0.0	0.0
02	Sahvir Wheeler	601	34.2	.465	.476	17.4	8.5	0.9	4.6



NOTES

- Dating back to his time at Memphis, John Calipari has worked with local businesses to partner and help families (usually around 10-12 families) in need for the holidays. Families are identified by local leaders and are uplifted with gifts, gift cards, food for the holidays and even rent checks. UK players helped host a reception with a holiday meal and Christmas carols sung on Dec. 18 to continue Calipari's tradition
- Kentucky spent Thanksgiving serving lunch to people in need alongside the Salvation Army
- All ticket revenue from the Cats' annual Blue-White Game, more than \$160,000, went to Team Eastern Kentucky Flood Relief for those impacted by the devastating floods this summer. The team also participated in multiple community service activities in the area prior to the exhibition held in Pikeville, Kentucky
- Kentucky's men's and women's basketball team partnered with the Mamba and Mambacita Foundation to host a youth skills academy for underprivileged local boys and girls
- In partnership with Samaritan's Feet, coach John Calipari and several other Kentucky coaches handed out 10,000 pairs of shoes in eastern Kentucky in August. The Cats also spent a morning with the organization on their trip to the Bahamas, washing feet and delivering shoes to those in need
- In August, Kentucky's open practice in conjunction with a telethon hosted by Joe and Kelly Craft, LEX 18, the American Red Cross and Rupp Arena for Kentucky Flood Relief, raised more than \$2 million for flood relief
- Calipari and the Wildcats traveled to five cities throughout the state this summer in conjunction with Kroger to raise funds for Kentuckians affected by the tornadoes that ravaged the state in December of 2021

Big-Game Cal. Cats

- Some notes about Cal's teams against the best of the best:
- Not only does Kentucky own a 69-49 record (58.5%) vs. Associated Press Top 25 teams under John Calipari, UK is 7-5 when both teams are ranked in the AP top five
 - All-time, Calipari is 13-9 when both teams are ranked in the AP top five
 - When both teams are ranked in the AP Top 25, Calipari's all-time record is 89-66, including a 58-38 mark at Kentucky
 - When both are ranked in the top 10 he has a 27-22 record, including 16-15 at UK
 - By defeating top-ranked Michigan State to start the 2019-20 season, UK knocked off the No. 1 team in consecutive seasons for the first time in school history. Kentucky downed Tennessee on Feb. 19, 2019
 - With the win over MSU to begin 2019-20, the Wildcats have nine victories over the No. 1 team in 25 tries in program history
 - Calipari improved to 6-4 vs. the No. 1 team in his career with the win vs. Michigan State, including 3-2 at Kentucky. According to ESPN, Calipari is the only coach with a winning (.600) percentage against No. 1 ranked teams with a minimum of 10 games faced against the No. 1

Taking Care of Business

Kentucky's 69-49 record vs. opponents ranked in the Associated Press Top 25 in John Calipari's tenure is impressive, but the Wildcats' ability to beat all-comers can't be overlooked. Under Calipari, UK is 318-64 vs. unranked competition, 83.2%.

Big Blue Wins on the Road

- Kentucky's 63-56 win on the road at No. 5 Tennessee on Jan. 14 was not only much needed for this team, but historic as well.
- Was the first in program history over an Associated Press Top 5 team on the road, while a UK team was unranked
 - Kentucky outrebounded the Volunteers by 20 and limited the Vols to just four offensive rebounds. Tennessee entered the matchup as the nation's best offensive rebounding team
 - UK's 88.1% free-throw percentage (22-25) was the third-best in a true road game under Calipari with a minimum of 25 attempts
 - Kentucky moved to 5-1 against Tennessee on the road when the Wildcats are unranked and the Volunteers are ranked
 - The 56 points scored by UT marked the second-fewest ever allowed by an unranked Kentucky team against a top-five team in the AP poll (UK allowed 45 points to No. 2 Michigan State on Dec. 16, 2000)
 - Kentucky then earned a 69-53 win at Vanderbilt on Jan. 24 in its next game away from home.
 - It was Kentucky's 78th game played at Memorial Gymnasium (69 vs. Vanderbilt, 5 NCAA Tournament, 3 SEC Tournament, 1 SEC

Playoff), tying Freedom Hall for the most games played by UK in a single arena all-time (excluding home arenas)

- Kentucky has now won 14 straight in the series
- UK limited the Commodores to just 53 points, 20 points below its season scoring average
- When Vanderbilt missed a free throw with 3:10 remaining, it marked the first time in two games that an opponent missed a foul shot after Texas A&M and VU had combined to make 25 in a row
- Kentucky made only one trip to the foul line, making 1 of 2 attempts, both of which are the lowest numbers of the Calipari era – actually by significant margins, as the previous lows were three made on two occasions and six attempts on two occasions

Historic Opener

- With a 95-63 win over Howard to open the 2022-23 campaign, a few Wildcats set records along the way.
- Cason Wallace recorded the second-most assists in a UK freshman debut, while becoming the first UK freshman in school history to have at least 15 points, eight rebounds, and nine assists in a collegiate debut
 - Wallace was one of only two freshmen to accomplish the season-opening feat since the 2010-11 season, joining Lonzo Ball, who went for 19 points, 11 assists, eight rebounds and two steals in a 119-80 win over Pacific on Nov. 11, 2016
 - Antonio Reeves sunk a game-high six 3-pointers, which is a record for any UK player in his debut with the Cats
 - Lance Ware totaled four steals, the most in a Kentucky season-opener since Kevin Knox and Shai Gilgeous-Alexander each had four in a 73-63 win over Utah Valley Nov. 10, 2017

Road Warriors

- Kentucky once again played one of the toughest schedules in the country on the court, but it was also the most grueling travel schedule in John Calipari's tenure. Kentucky played four nonconference games away from home in the first five weeks of the season totaling more than 14,138 miles traveled.
- Kentucky took on Michigan State in Indianapolis, traveling 376 miles round trip
 - The Cats then played a road contest at Gonzaga. That trip consisted of a five-hour flight each direction and 4,328 total miles traveled
 - UK played in the inaugural Hall of Fame Classic in London, England to end November. That round trip consisted of 8,016 miles
 - Kentucky finished its nonconference travel with a date in Madison Square Garden for the CBS Sports Classic and a game vs. UCLA. The roundtrip mileage was 1,418 for that contest
 - Things didn't get easier for the Cats, as UK opened its SEC slate on the road at Missouri, spanning 921 miles
 - This particular group of Cats also spent time at Baha Mar Resort in The Bahamas this summer (1,976 miles) and played its Blue-White Game in Pikeville, Kentucky (287 miles) before the season ever began

#OscarWorthy: National Player of the Year Returns for Encore

- Oscar Tshiebwe achieved something no player in Kentucky basketball history had ever done before. He was voted as the unanimous National Player of the Year in 2021-22, winning all six major honors: The Sporting News, The Associated Press, USBWA Oscar Robertson Award, NABC, Wooden Award and the Naismith Award. More on Tshiebwe's record-setting 2021-22 campaign:
- Unanimous First-Team All-America selection
 - Southeastern Conference Player of the Year
 - First-team All-SEC (coaches and media)
 - SEC All-Defensive Team (coaches)
 - UK single-season record 28 double-doubles
 - Team-high 17.4 points and nation-leading 15.1 rebounds per game
 - Five games with 20 or more rebounds
 - Had 515 boards, the third-most in UK single-season history
 - Became the first major-conference player since Bill Walton in 1973 to average at least 15 points and at least 15 rebounds
 - Set a Rupp Arena record with 28 rebounds against Western Kentucky
 - Became a 1,000-point collegiate scorer

Four Wildcats Participate in NBA All-Star Game

Four Kentucky men's basketball alumni in Bam Adebayo, De'Aaron Fox, Shai Gilgeous-Alexander and Julius Randle were named to the 2023 NBA All-Star Game on Feb. 19 in Salt Lake City.

Tshiebwe UK Double-Doubles

Game	Points	Rebounds
vs. Kansas State (3/19/23)	25	18
vs. Vanderbilt (3/10/23)	19	15
at Arkansas (3/4/23)	12	13
VANDERBILT (3/1/23)	21	20
AUBURN (2/25/23)	22	17
at Mississippi State (2/15/23)	18	11
at Georgia (2/11/23)	20	14
at Ole Miss (1/31/23)	14	11
at Vanderbilt (1/24/23)	15	13
GEORGIA (1/17/23)	37	24
at Tennessee (1/14/23)	15	13
SOUTH CAROLINA (1/10/23)	19	12
LSU (1/3/23)	19	16
LOUISVILLE (12/31/22)	24	14
at Missouri (12/28/22)	23	19
YALE (12/10/22)	28	12
vs. Michigan (12/4/22)	13	14
NORTH FLORIDA (11/23/22)	16	15
at Gonzaga (11/20/22)	20	15
vs. Michigan State (11/15/22)	22	18
vs. Saint Peter's (3/17/22)	30	16
vs. Tennessee (3/12/22)	13	11
vs. Vanderbilt (3/11/22)	12	14
at Florida (3/5/22)	27	14
OLE MISS (3/1/22)	18	15
at Arkansas (2/26/22)	30	18
LSU (2/23/22)	17	16
ALABAMA (2/19/22)	21	14
at Tennessee (2/15/22)	13	15
FLORIDA (2/12/22)	27	19
at South Carolina (2/8/22)	18	14
at Alabama (2/5/22)	10	15
VANDERBILT (2/2/22)	11	17
at Kansas (1/29/22)	17	14
MISSISSIPPI STATE (1/25/22)	21	22
at Auburn (1/22/22)	16	14
at Vanderbilt (1/11/22)	30	13
GEORGIA (1/8/22)	29	17
MISSOURI (12/29/21)	13	20
WKU (12/22/21)	14	28
vs. North Carolina (12/18/21)	16	12
SOUTHERN (12/7/21)	23	11
CENTRAL MICHIGAN (11/29/21)	20	16
NORTH FLORIDA (11/26/21)	12	16
ALBANY (11/22/21)	12	14
MOUNT ST. MARY'S (11/16/21)	24	16
ROBERT MORRIS (11/12/21)	14	20
vs. Duke (11/9/21)	17	20



NOTES

Adebayo and Randle made their second-career appearances, while Fox and Gilgeous-Alexander were selected for the first time.

Adebayo and Gilgeous-Alexander were a part Team Giannis which defeated Team LeBron with Randle and Fox by a 184-175 score. Gilgeous-Alexander had nine points and seven assists. Adebayo logged four points in the win. Randle scored 11, while Fox added a pair of assists.

- Among all active collegiate coaches, John Calipari has more total players (10) and more total All-Star selections (32) than any other coach
- Adebayo made his second-career appearance in the NBA All-Star Game in 2023. In one season with the Wildcats, Adebayo was the only player to start all 38 games for a squad that won the SEC Tournament and advanced to the Elite Eight. He was an All-SEC Second Team and All-SEC Freshman Team honoree. Adebayo averaged 13.0 points, 8.0 rebounds and 1.5 blocks per game before being selected 14th overall by the Heat in 2017
- Fox made his first All-Star Game appearance. Part of the Wildcats' march to the Elite Eight and a 2017 Southeastern Conference Tournament title, Fox was an All-SEC First Team selection and was the SEC Tournament MVP. He also is one of just three players in program history to record a triple-double. Fox averaged 16.7 points and 4.6 assists per game for the Wildcats before being selected fifth overall by the Kings in 2017.
- Gilgeous-Alexander made his first-career appearance in the annual game featuring the league's best players. He averaged 14.4 points per game and 5.1 assists for the Wildcats during the 2017-18 season. Gilgeous-Alexander helped the Wildcats to an SEC Tournament crown and was MVP. Additionally, he was an All-SEC Second Team and All-SEC Freshman Team honoree. He was then drafted 11th overall by the Hornets before his draft rights were traded to the Clippers
- Randle made his second appearance in the NBA All-Star Game. One of just three players under Calipari to average a double-double, Randle was the leader of the UK squad that made its memorable NCAA Tournament run to the championship game in 2014. He averaged 15.0 points and 10.4 rebounds per game. He was a Final Four All-Tournament Team honoree, a Midwest Region All-Tournament Team selection, a third-team All-American, an All-SEC First Team pick and the SEC Freshman of the Year. Randle was drafted seventh overall by the Lakers following his one season in Kentucky in 2014

UK Leads with 27 on NBA Opening-Day Rosters

Kentucky men's basketball's ability to develop and prepare players for the next step continues to manifest itself as 27 former Wildcat student-athletes appeared on NBA opening-day rosters. Kentucky led the nation for the 11th consecutive season with the most alumni on opening-day rosters.

- The total of 27 players on NBA opening-day rosters (including two-way and inactive players) that played and finished their college basketball careers at Kentucky is more than any other college program in the country. Duke, with 24, is the only other school with more than 20 players in the NBA.
- Of the 17 NBA franchises featuring a Wildcat, eight have multiple Kentucky players. Detroit and Sacramento each have a trio of Wildcats on their roster while the Clippers, Lakers, Heat, Knicks, Hornets and Trail Blazers each have two.
- In 13 seasons under head coach John Calipari, 45 players have been selected in the NBA Draft, including 34 first-round selections and three No. 1 overall picks (Anthony Davis, Karl-Anthony Towns and John Wall)
- Calipari has a streak of 15 consecutive drafts with a first-round pick dating back to his time at Memphis
- Calipari is one of only two coaches in the history of the sport to have four players drafted No. 1 overall (Derrick Rose – 2008, Wall – 2010, Davis – 2012, Towns – 2015)
- Using figures compiled by basketball-reference.com and spotrac.com, Calipari-coached players have amassed more than \$3.5 billion in career NBA contracts
- In the 13 seasons Calipari has been the head coach at Kentucky, his players have totaled nearly \$3 billion in NBA contracts. In the 2022-23 season alone, former UK players are slated to make nearly \$330 million



LAST TIME OUT

Kentucky - 69															Record: 22-12		
NO.	Name	Min	FG		SP	FT	Rebounds		Fouls		TP	AS	TO	ST	Blocks	+/-	
			M/A	P/A			OR	DR	PF	FD							
0	Jacob Toppan	27:45	1-7	0-2	0-0	1	3	4	5	1	2	3	2	0	0	0	4
24	Chris Livingston	37:39	5-13	1-4	0-2	5	2	7	0	2	11	2	2	1	1	1	-12
34	Oscar Tshiebwe	37:03	9-13	0-0	9-11	9	9	18	1	10	25	1	5	2	0	2	-1
12	Antonio Reeves	30:26	1-15	1-10	2-2	0	3	3	3	1	5	2	1	1	0	1	-1
22	Cason Wallace	33:34	9-11	1-1	2-2	2	7	9	5	3	21	4	5	2	0	0	1
11	CJ Fredrick	20:07	1-3	0-0	0	1	1	2	0	0	3	0	0	0	0	0	-6
4	Damion Collins	22:56	0-0	0-0	0	0	0	0	0	0	0	0	0	0	0	0	-4
55	Lance Ware	09:11	1-1	0-0	0-0	0	0	0	0	0	2	0	1	0	0	0	-6
3	Adui Thero	01:19	0-0	0-0	0	0	0	0	0	0	0	0	0	0	0	0	-5
Team						2	0	2			0						
Totals			26:53	4-20	13-17	19	25	44	17	17	69	12	16	6	1	4	4

Kentucky - 75															Record: 25-9		
NO.	Name	Min	FG		SP	FT	Rebounds		Fouls		TP	AS	TO	ST	Blocks	+/-	
			M/A	P/A			OR	DR	PF	FD							
11	Keyontae Johnson	38:56	5-14	1-4	2-2	0	4	4	2	2	13	3	1	0	0	0	3
35	Nae'Owan Tomlin	30:12	6-8	0-2	0-2	3	3	6	3	1	12	0	1	2	4	0	-6
11	Markquis Nowell	39:44	7-14	3-8	10-11	0	2	2	1	6	27	9	4	3	0	1	6
15	Cam Carter	18:51	2-6	0-3	0-0	0	3	3	2	1	4	0	0	1	0	0	-6
13	Deshaun Sills	28:39	3-5	0-1	6-7	0	4	4	2	5	12	0	0	1	0	0	10
3	David N'Guessan	23:33	2-4	0-1	0-0	1	3	4	5	1	4	0	0	3	0	0	-1
23	Abayomi Iyola	01:03	0-0	0-0	0	0	0	0	1	0	0	0	0	0	0	0	-1
25	Samsel Missoud	15:50	1-2	1-1	0-0	0	0	0	1	1	3	2	0	0	0	0	13
4	Tykel Greene	03:12	0-1	0-1	0-0	0	0	0	0	0	0	0	0	0	0	0	3
Team						0	2	2			0						
Totals			26:54	5-21	18-22	4	21	25	17	17	75	14	8	11	4	1	8

UK		KSU		Points from		Turnovers		Period by Period Scoring		
Biggest Lead	8 (1 st 11:28)	7 (2 nd 0:37)	15	14	1st	2nd	TOT	1st	2nd	TOT
Best Scoring Run	13 (2 nd 16:21)	16 (2 nd 14:32)	40	60	UK	26	43	69		
Lead Changes	12		8	20	KSU	29	46	75		
Times Tied	12		5	7						
Time with Lead	23:41	09:44								

John Calipari on what he told the team ...

"Like I told them after the game, what this team had been through individually, as a group, how they stayed together. They loved each other. They covered for each other. They were there for each other, and they worked their butts off for us as a staff and me as a head coach and each other."

Kentucky at Kansas State														
Oscar Tshiebwe had 25 points and 18 rebounds, but third-seeded Kansas State used a late 13-2 run to beat sixth-seeded Kentucky 75-69 in the second round of the 2023 NCAA Men's Basketball Tournament on Sunday in Greensboro, North Carolina.														
Freshman Cason Wallace had 21 points, nine rebounds and four assists for the Cats, while classmate Chris Livingston had 11 points and seven rebounds.														
The blue-clad Cats struggled offensively for most of the game. Kentucky made 26 of 63 (41.3 percent) from the floor, including just 4 of 20 (20 percent) from three-point range. UK also committed 16 turnovers in the game.														
Kentucky led for 14:34 of the first half, but the Cats went cold at the end of the first half, missing nine of their final 10 field goals and K-State closed the first 20 minutes on a 12-4 run to lead 29-26 at the break.														
The purple-clad Wildcats got the first two points of the second half to lead by five, 31-26. That's when the Cats from Lexington responded, scoring nine in a row, including five from Wallace, to lead 35-31 and force a Kansas State timeout. The Cats would get four more points after the timeout to complete the 13-0 run and to take a 39-31 advantage.														
Kansas State would respond with eight points in a row to tie the game at 39-39 with 14:32 to play. K-State would go ahead 47-43, using a 6-0 run to grab a four-point lead and force a Kentucky timeout with 10:15 to play.														
UK would get a three from Livingston out of the timeout to get within one. Those were the first points in a 17-9 run that gave Kentucky a 60-56 lead with 3:58 to play.														
That's when K-State went on its decisive 13-2 run to take a 69-62 lead. From there, Kentucky could get no closer than four points, which came on a Reeves three with eight seconds to play.														
Kentucky finishes the 2022-23 season with a 22-12 record.														

Game Notes														
Kentucky is now 130-54 all-time in the NCAA Tournament.														
Kentucky holds NCAA records for most tournament appearances (60) and most games played (184). UK is second for most victories (130) and fourth in winning percentage (.707, 130-54).														
UK is 28-8 in "round of 32" games in the NCAA Tournament. (Note that in various tournaments they were designated as first-round games, second-round games, or third-round games.)														
UK is 1-2 as a No. 6 seed in the tournament since seedings began in 1980 (0-1 in 1982).														
The game featured 12 ties and 12 lead changes, with Kansas State not taking the lead for good until less than three minutes to go.														
UK won the rebounding 44-25, leading to a 17-7 advantage in second-chance points.														
UK is 22-7 this season when winning the rebounding.														
Kentucky has a 2-3 record in the Greensboro Coliseum. The three games prior to this year were regular-season tilts vs. North Carolina in December of 1960, 1967 and 1973.														

Shooting By Period																	
1 st FG%	12-29	41.4%	2 nd FG%	16-29	55.2%	3 rd FG%	9-12	75%	GM FG%	26-63	41.3%	SP%	4-20	20.0%	FT%	13-17	76.5%
Dead Ball Rebounds: 1, 1																	

Shooting By Period																	
1 st FG%	12-29	41.4%	2 nd FG%	14-25	56.0%	3 rd FG%	10-10	100%	GM FG%	26-54	48.1%	SP%	5-21	23.8%	FT%	18-22	81.8%
Dead Ball Rebounds: 2, 0																	



Kansas State 75, Kentucky 69

2022-23 Top Performances														
Category (Individuals)					Kentucky					Opponents				
Points	37 (2x), last by Antonio Reeves at Arkansas (3/4/23)				30 by Kobe Brown at Missouri (12/28/22)									
Rebounds	25 by Oscar Tshiebwe vs. Providence (3/17/23)				14 by Julian Strawther at Gonzaga (11/20/22)									
Assists	11 (2x), last by Cason Wallace at Mississippi State (2/15/23)				9 (2x), last by Markquis Nowell vs. Kansas State (3/19/23)									
Steals	8 by Cason Wallace vs. Michigan State (11/15/22)				6 by Mark Sears at Alabama (1/7/23)									
Blocks	4 (4x), last by Oscar Tshiebwe at Georgia (2/11/23)				5 by Makhel Mitchell vs. ARKANSAS (2/7/23)									
FG Made	13 by Oscar Tshiebwe vs. YALE (12/10/22)				10 (3x), last by Nick Smith Jr. at Arkansas (3/4/23)									
FG Attempts	21 by Antonio Reeves at Georgia (2/11/23)				23 by Nick Smith Jr. at Arkansas (3/4/23)									
3-FG Made	6 (2x), last by Antonio Reeves at Ole Miss (1/31/23)				6 by Meechie Johnson vs. SOUTH CAROLINA (1/10/23)									
3-FG Attempted	13 by Cason Wallace at Missouri (12/28/22)				13 by Adam Miller vs. LSU (1/3/23)									
FT Made	13 by Oscar Tshiebwe vs. GEORGIA (1/17/23)				10 (3x), last by Markquis Nowell vs. Kansas State (3/19/23)									
FT Attempted	18 by Oscar Tshiebwe vs. GEORGIA (1/17/23)				12 (2x), last by Ricky Council IV at Arkansas (3/4/23)									
Category (Team)					Kentucky					Opponents				
Points	106, vs. SOUTH CAROLINA STATE (11/17/22)				89, at Missouri (12/28/22)									
Rebounds	50, vs. NORTH FLORIDA (11/23/22)				45, vs. Michigan State (11/15/22)									
Assists	25, vs. SOUTH CAROLINA STATE (11/17/22)				19 (2x), last vs. ARKANSAS (2/7/23)									
Steals	12, vs. Michigan State (11/15/22)				11 (2x), last by Kansas State (3/19/23)									
Blocks	11, vs. DUQUESNE (11/11/22)				7, vs. ARKANSAS (2/7/23)									
FG Made	39, vs. SOUTH CAROLINA STATE (11/17/22)				32, vs. ARKANSAS (2/7/23)									
FG Attempts	73, (2x) last at Alabama (1/7/23)				70, at Arkansas (3/4/23)									
3-FG Made	13, vs. FLORIDA A&M (12/21/22)				11 (2x), last vs. South Carolina (1/10/23)									
3-FG Attempted	32, TEXAS A&M (1/21/23)				28, vs. BELLARMINE (11/29/22)									
FT Made	26, at Arkansas (3/4/23)				25, at Georgia (2/11/23)									
FT Attempted	35, (2x) last VANDERBILT (3/1/23)				34, at Arkansas (3/4/23)									

KENTUCKY BY THE NUMBERS

Date	Opponent	Result	Points	Rebounds	Assists	Steals	Blocks
N. 7	HOWARD	W, 95-63	Reeves - 22 [^]	Toppin - 11 [^]	Wallace - 9 [^]	Ware - 4 [^]	Onyenso - 4 [^]
N. 11	DUQUESNE ¹	W, 77-52	Reeves - 18 [^]	Onyenso - 10 [^]	Wheeler - 11 [^]	Three players - 2	Ware - 4 [^]
N. 15	vs. Michigan State ²	L, 86-77 ^{20T}	Tshiebwe - 22	Tshiebwe - 18 [^]	Wheeler - 8	Wallace - 8 [^]	Tshiebwe - 4 [^]
N. 17	S. CAROLINA STATE ¹	W, 106-63	Fredrick - 17 [^]	Toppin - 9 [^]	Wheeler - 10 [^]	Fredrick - 4 [^]	Onyenso - 3 [^]
N. 20	at Gonzaga	L, 88-72	Tshiebwe - 20	Tshiebwe - 15 [^]	Wheeler - 4 [^]	Wallace - 4 [^]	n/a
N. 23	NORTH FLORIDA ¹	W, 96-56	Two players - 20 [^]	Tshiebwe - 15 [^]	Wallace - 6 [^]	Tshiebwe - 3 [^]	Onyenso - 3 [^]
N. 29	BELLARMINE	W, 60-41	Reeves - 18 [^]	Tshiebwe - 12 [^]	Wheeler - 6 [^]	Two players - 2 [^]	Tshiebwe - 3 [^]
D. 4	vs. Michigan ³	W, 73-69	Two players - 14	Tshiebwe - 14 [^]	Wheeler - 7 [^]	Three players - 1	Onyenso - 2
D. 10	YALE	W, 69-59	Tshiebwe - 28 [^]	Tshiebwe - 12 [^]	Toppin - 4 [^]	Two players - 2 [^]	Tshiebwe - 2 [^]
D. 17	vs. UCLA ⁴	L, 63-53	Livingston - 14	Tshiebwe - 16 [^]	Wheeler - 6 [^]	Two players - 2	Tshiebwe - 3 [^]
D. 21	FLORIDA A&M ⁵	W, 88-68	Wallace - 27 [^]	Tshiebwe - 8 [^]	Wallace - 9 [^]	Wallace - 4 [^]	Toppin - 1 [^]
D. 28	at Missouri [*]	L, 89-75	Tshiebwe - 23	Tshiebwe - 19 [^]	Wheeler - 8 [^]	Two players - 2 [^]	Wallace - 1
D. 31	LOUISVILLE	W, 86-63	Two players - 24 [^]	Tshiebwe - 14 [^]	Wheeler - 9 [^]	Three players - 2	Reeves - 1 [^]
J. 3	LSU [*]	W, 74-71	Toppin - 21	Tshiebwe - 16 [^]	Wheeler - 9 [^]	Two players - 1 [^]	Three players - 1 [^]
J. 7	at Alabama [*]	L, 78-52	Reeves - 20 [^]	Two players - 6	Two players - 3	Four players - 1	Toppin - 2 [^]
J. 10	SOUTH CAROLINA [*]	L, 71-68	Tshiebwe - 19	Tshiebwe - 12 [^]	Wheeler - 3	Tshiebwe - 3 [^]	Collins - 3 [^]
J. 14	at Tennessee [*]	W, 63-56	Reeves - 18	Tshiebwe - 13 [^]	Wallace - 6	Two players - 2	Livingston - 1 [^]
J. 17	GEORGIA [*]	W, 85-71	Tshiebwe - 37 [^]	Tshiebwe - 24 [^]	Toppin - 4 [^]	Tshiebwe - 3 [^]	Toppin - 2 [^]
J. 21	TEXAS A&M [*]	W, 76-67	Reeves - 23 [^]	Tshiebwe - 17 [^]	Wallace - 4	Two players - 2	Wallace - 2 [^]
J. 24	at Vanderbilt [*]	W, 69-53	Reeves - 16 [^]	Tshiebwe - 13 [^]	Two players - 5 [^]	Four players - 1	Toppin - 2 [^]
J. 28	KANSAS ⁶	L, 77-68	Tshiebwe - 18	Tshiebwe - 9	Wallace - 5	Wallace - 5 [^]	Three players - 1 [^]
J. 31	at Ole Miss [*]	W, 75-66	Reeves - 27 [^]	Tshiebwe - 11 [^]	Wheeler - 9 [^]	Tshiebwe - 3 [^]	Thiero - 1 [^]
F. 4	FLORIDA [*]	W, 72-67	Wallace - 20	Tshiebwe - 15 [^]	Two players - 3	Wheeler - 2 [^]	Wallace - 3 [^]
F. 7	ARKANSAS [*]	L, 88-73	Wallace - 24 [^]	Toppin - 8	Wallace - 5	Two players - 3	Wallace - 2 [^]
F. 11	at Georgia [*]	L, 75-68	Two players - 20	Tshiebwe - 14 [^]	Wallace - 6 [^]	Thiero - 1	Tshiebwe - 4 [^]
F. 15	at Mississippi State [*]	W, 71-68	Tshiebwe - 18	Tshiebwe - 11 [^]	Wallace - 11 [^]	Three players - 2	Two players - 1
F. 18	TENNESSEE [*]	W, 66-54	Two players - 16	Livingston - 10 [^]	Wallace - 6 [^]	Tshiebwe - 3 [^]	Two players - 1 [^]
F. 22	at Florida [*]	W, 82-74	Tshiebwe - 25 [^]	Livingston - 15 [^]	Wallace - 6 [^]	Wallace - 2	Four players - 1 [^]
F. 25	AUBURN [*]	W, 86-54	Tshiebwe - 22 [^]	Tshiebwe - 17 [^]	Wallace - 9 [^]	Wallace - 4 [^]	Tshiebwe - 1 [^]
M. 1	VANDERBILT [*]	L, 68-66	Tshiebwe - 21	Tshiebwe - 20 [^]	Two players - 2	Livingston - 2 [^]	Tshiebwe - 3 [^]
M. 4	at Arkansas [*]	W, 88-79	Reeves - 37 [^]	Tshiebwe - 13 [^]	Fredrick - 4	Five players - 1	Four players - 1 [^]
M. 10	vs. Vanderbilt ⁷	L, 80-73	Reeves - 22	Tshiebwe - 15 [^]	Wallace - 5 [^]	Wallace - 3 [^]	Two players - 1 [^]
M. 17	vs. Providence ⁸	W, 61-53	Reeves - 22 [^]	Tshiebwe - 25 [^]	Wallace - 5 [^]	Tshiebwe - 3 [^]	Tshiebwe - 2 [^]
M. 19	vs. Kansas State ⁸	L, 75-69	Tshiebwe - 25	Tshiebwe - 18 [^]	Wallace - 4	Two players - 2	Livingston - 1

All home games in **BOLD CAPS**

^{*}SEC game, [^]game high

- 1 - Tribute Classic (Rupp Arena | Lexington, Ky.)
- 2 - Champions Classic (Gainbridge Fieldhouse | Indianapolis)
- 3 - Basketball Hall of Fame Showcase (O2 Arena | London)
- 4 - CBS Sports Classic (Madison Square Garden | New York)
- 5 - Unity Series (Rupp Arena | Lexington, Ky.)
- 6 - SEC/Big 12 Challenge (Rupp Arena | Lexington, Ky.)
- 7 - SEC Tournament (Bridgestone Arena | Nashville, Tenn.)
- 8 - NCAA Tournament (Greensboro Coliseum | Greensboro, N.C.)

Times Led

Tshiebwe - 15
Reeves - 13
Wallace - 5
Toppin - 4
Fredrick - 1
Livingston - 1

Times Led

Tshiebwe - 28
Toppin - 4
Livingston - 2
Onyenso - 1

Times Led

Wallace - 16
Wheeler - 15
Toppin - 3
Fredrick - 2
Tshiebwe - 2

Times Led

Wallace - 19
Tshiebwe - 17
Wheeler - 7
Toppin - 5
Fredrick - 4
Thiero - 4
Livingston - 3
Collins - 1
Ware - 1

Times Led

Tshiebwe - 12
Livingston - 7
Wallace - 7
Toppin - 6
Onyenso - 4
Collins - 3
Thiero - 3
Reeves - 2
Ware - 2

Comparing the Calipari Era

A look at the statistics throughout the John Calipari era at the conclusion of the season ...

Year	FG%	Opp. FG%	3-Pt. FG%	FT%	RPG	Assists	TOs.	Blocks	Steals	Points	PPG	Record
2022-23	.454	.429	.347	.706	39.4	512	400	125	219	2,532	74.5	22-12
2021-22	.483	.414	.347	.726	40.1	550	395	144	232	2,701	79.4	26-8
2020-21	.417	.413	.335	.729	38.0	314	349	148	157	1,761	70.4	9-16
2019-20	.461	.394	.343	.797	36.6	415	387	153	162	2,307	74.4	25-6
2018-19	.477	.400	.354	.739	38.5	501	466	176	220	2,806	75.8	30-7
2017-18	.472	.404	.357	.698	38.6	489	481	176	208	2,840	76.8	26-11
2016-17	.473	.424	.353	.703	39.8	585	443	201	229	3,225	84.9	32-6
2015-16	.478	.397	.366	.690	38.8	512	402	209	206	2,861	79.5	27-9
2014-15	.468	.354	.349	.726	38.0	553	408	268	253	2,900	74.4	38-1
2013-14	.453	.411	.332	.682	40.2	446	481	236	189	2,992	74.8	29-11
2012-13	.475	.392	.346	.642	37.8	441	430	217	185	2,396	72.6	21-12
2011-12	.488	.374	.378	.723	38.9	531	453	344	242	3,095	77.4	38-2
2010-11	.459	.394	.397	.710	37.4	482	406	239	211	2,845	74.9	29-9
2009-10	.478	.378	.331	.668	41.7	573	547	273	279	3,012	79.3	35-3



MISCELLANEOUS STATS

Game Leaders							Games With ...							
No.	Name	Points	Rebounds	Blocks	Assists	Steals	10+ Pts	20+ Pts	10+ Rebs	3+ Assts	3+ Blks	3+ Stls	3+ 3s	Double-Double
0	Jacob Toppin*	4 (4)	4 (6)	6 (15)	3 (6)	5 (8)	23 (39)	5 (5)	8 (8)	11 (16)	0 (2)	0 (1)	0 (1)	8 (8)
1	CJ Fredrick*	1 (5)	0 (0)	0 (3)	2 (7)	4 (11)	10 (29)	1 (6)	0 (0)	6 (27)	0 (0)	1 (1)	6 (18)	0 (0)
2	Sahvir Wheeler	0 (10)	0 (2)	0 (2)	15 (88)	7 (29)	9 (58)	0 (6)	0 (1)	18 (95)	0 (0)	0 (12)	1 (3)	1 (11)
3	Adou Thiero	0 (0)	0 (0)	3 (3)	0 (0)	4 (4)	0 (0)	0 (0)	0 (0)	0 (0)	0 (0)	0 (0)	0 (0)	0 (0)
4	Daimion Collins	0 (0)	0 (1)	3 (10)	0 (0)	1 (1)	0 (3)	0 (0)	0 (0)	0 (1)	1 (4)	0 (0)	0 (0)	0 (0)
12	Antonio Reeves*	13 (47)	0 (6)	2 (7)	0 (8)	0 (22)	26 (86)	10 (31)	0 (1)	4 (18)	0 (1)	0 (5)	15 (36)	0 (1)
13	Grant Darbyshire	0 (0)	0 (0)	0 (0)	0 (0)	0 (0)	0 (0)	0 (0)	0 (0)	0 (0)	0 (0)	0 (0)	0 (0)	0 (0)
14	Brennan Canada	0 (0)	0 (0)	0 (1)	0 (0)	0 (0)	0 (0)	0 (0)	0 (0)	0 (0)	0 (0)	0 (0)	0 (0)	0 (0)
21	Walker Horn	0 (0)	0 (0)	0 (0)	0 (0)	0 (0)	0 (0)	0 (0)	0 (0)	0 (0)	0 (0)	0 (0)	0 (0)	0 (0)
22	Cason Wallace	5 (5)	0 (0)	6 (6)	16 (16)	19 (19)	18 (18)	4 (4)	0 (0)	22 (22)	1 (1)	7 (7)	3 (3)	0 (0)
24	Chris Livingston	1 (1)	2 (2)	7 (7)	0 (0)	3 (3)	6 (6)	0 (0)	2 (2)	1 (1)	0 (0)	0 (0)	0 (0)	2 (2)
25	Kareem Watkins	0 (0)	0 (0)	0 (0)	0 (0)	0 (0)	0 (0)	0 (0)	0 (0)	0 (0)	0 (0)	0 (0)	0 (0)	0 (0)
33	Ugonna Onyenso	0 (0)	1 (1)	4 (4)	0 (0)	0 (0)	0 (0)	0 (0)	1 (1)	0 (0)	4 (4)	0 (0)	0 (0)	0 (0)
34	Oscar Tshiebwe*	15 (41)	28 (81)	12 (44)	2 (3)	17 (54)	24 (78)	12 (26)	25 (72)	5 (9)	5 (17)	7 (20)	0 (0)	20 (60)
55	Lance Ware	0 (0)	0 (2)	2 (8)	0 (0)	1 (3)	1 (1)	0 (0)	0 (2)	2 (3)	1 (2)	1 (1)	0 (0)	0 (0)

Career total in (parentheses); *includes pre-UK career

Starting Lineups

Guard	Guard	G/F	Forward	Forward	Games	W-L
Wallace	Reeves	Livingston	Toppin	Tshiebwe	8	5-3
Wallace	Fredrick	Livingston	Toppin	Tshiebwe	7	5-2
Wheeler	Wallace	Reeves	Toppin	Tshiebwe	5	4-1
Wallace	Fredrick	Livingston	Toppin	Ware	3	2-1
Wheeler	Wallace	Livingston	Toppin	Tshiebwe	3	2-1
Wheeler	Wallace	Livingston	Ware	Tshiebwe	2	1-1
Wheeler	Wallace	Fredrick	Toppin	Ware	1	1-0
Wheeler	Wallace	Fredrick	Toppin	Tshiebwe	1	0-1
Wheeler	Wallace	Livingston	Collins	Tshiebwe	1	0-1
Wheeler	Fredrick	Livingston	Toppin	Tshiebwe	1	1-0
Wallace	Fredrick	Canada	Toppin	Tshiebwe	1	0-1
Fredrick	Reeves	Livingston	Toppin	Tshiebwe	1	1-0

Starter	Games Started	Wins	Losses
Cason Wallace	32	21	11
Jacob Toppin	31	21	10
Oscar Tshiebwe	30	20	10
Chris Livingston	26	18	8
CJ Fredrick	15	10	5
Antonio Reeves	14	10	4
Sahvir Wheeler	14	9	5
Lance Ware	6	4	2
Brennan Canada	1	0	1
Daimion Collins	1	0	1

Streaks

Overall	Lost 1
Unranked AP teams anywhere	Won 1
Ranked AP teams anywhere	Lost 1
Home	Lost 1
Home AP ranked teams	Won 1
Home AP unranked teams	Lost 1
Home SEC	Lost 1
Home nonconference	Lost 1
Home AP ranked SEC	Won 3
Home AP unranked SEC	Lost 1
Home AP ranked nonconference	Lost 1
Home AP unranked nonconference	Won 17
Road	Won 3
Road AP ranked teams	Won 1
Road AP unranked teams	Won 3
Road SEC	Won 3
Road nonconference	Lost 1
Road AP ranked SEC	Won 1
Road AP unranked SEC	Won 3
Road AP ranked nonconference	Lost 1
Road AP unranked nonconference	Lost 2
Neutral	Lost 1
Neutral AP ranked teams	Lost 7
Neutral AP unranked teams	Won 1
Neutral SEC Tournament	Lost 2
Neutral nonconference	Lost 1
Neutral AP ranked SEC Tournament	Lost 3
Neutral AP unranked SEC Tournament	Lost 1
Neutral AP ranked nonconference	Lost 6
Neutral AP unranked nonconference	Won 2

Active Consecutive Made Kentucky Starts	Games
Cason Wallace	32
Oscar Tshiebwe	30
Jacob Toppin	21
Chris Livingston	4
Antonio Reeves	4

Active Consecutive Made Kentucky Free Throws	Games
CJ Fredrick	10
Jacob Toppin	6
Oscar Tshiebwe	6
Ugonna Onyenso	3
Cason Wallace	3
Daimion Collins	2
Antonio Reeves	2
Adou Thiero	1
Lance Ware	1

Active Consecutive Games with a 3-Pointer at Kentucky	Games
Antonio Reeves	11
CJ Fredrick	1
Chris Livingston	1
Cason Wallace	1

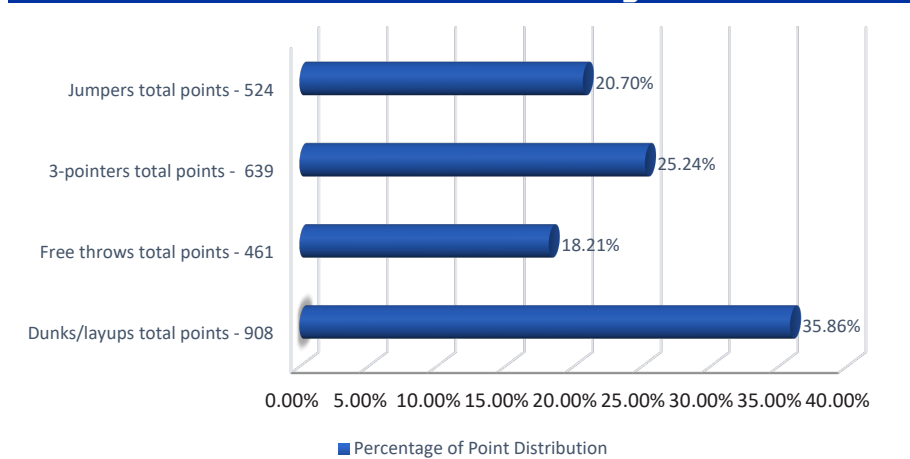
Dunk Tracker

Player	Dunks in 2022-23	Dunks in Career
Oscar Tshiebwe	40	121
Jacob Toppin	27	81
Daimion Collins	9	31
Lance Ware	14	27
Antonio Reeves	3	18
Chris Livingston	11	11
Cason Wallace	10	10
Ugonna Onyenso	4	4
Adou Thiero	2	2

Kentucky's Record When ...

KENTUCKY RECORD	ALL	SEC	KENTUCKY RECORD	ALL	SEC
Leading at halftime:	17-0	8-0	On CBS:	5-2	3-0
Tied at the half:	2-0	1-0	On ABC:	1-0	0-0
Trailing at halftime:	3-12	3-6	On ESPN/ESPN2/ESPNU:	7-7	7-4
Shoot 50% or better:	10-1	5-1	On SEC Network:	7-3	2-2
Shoot less than 50%:	12-11	7-5	On ESPN+/SEC Network+:	2-0	0-0
Shoot higher % than opp.:	18-1	8-1	vs. SEC at home:	6-3	6-3
Shoot lower % than opp.:	4-11	4-5	vs. SEC on road:	6-3	6-3
Opp. shoot worse than 40%:	11-0	4-0	Games vs. AP ranked opp.:	2-4	2-0
Opp. shoot 40% or higher:	11-12	8-6	Games following a loss:	9-2	4-2
Score less than 60 points:	0-2	0-1	Games following a win:	12-10	8-4
Score 60-69 points:	6-5	3-3	More points in the paint:	15-3	7-1
Score 70-79 points:	7-5	5-2	Fewer or same points in the paint:	7-9	5-5
Score 80-89 points:	6-0	4-0	More bench points than opp.:	11-7	5-3
Score 90-99 points:	2-0	0-0	Fewer or same bench pts.:	11-5	7-3
Score 100+ points:	1-0	0-0	More second-chance points:	20-10	11-6
Opp. score less than 60 pts.:	9-0	4-0	Fewer or same second-chance pts.:	2-2	1-0
Opp. score 60-69 pts.:	9-2	4-1	More points off TOs:	11-4	4-1
Opp. score 70-79 pts.:	4-5	4-3	Fewer or same points off TOs:	11-8	8-5
Opp. score 80-89 points:	0-5	0-2	On Monday:	1-0	0-0
Opp. score 90-99 points:	0-0	0-0	On Tuesday:	5-3	4-2
Opp. score 100+ points:	0-0	0-0	On Wednesday:	4-2	2-2
Outrebounded opponent:	22-7	12-5	On Thursday:	1-0	0-0
Outrebounded by opponent:	0-5	0-1	On Friday:	2-1	0-0
Equal number of rebounds:	0-0	0-0	On Saturday:	8-4	6-2
Fewer turnovers than opp.:	9-3	4-1	On Sunday:	1-2	0-0
Same turnovers as opp.:	1-0	1-0	In November	5-2	0-0
More turnovers than opp.:	12-9	7-5	In December	4-2	0-1
Make 8 or more 3-pointers:	8-1	2-1	In January	6-3	6-2
Make 7 or fewer 3-pointers:	14-11	10-5	In February	5-2	5-2
Games decided by 5 or fewer:	4-2	3-2	In March	2-3	1-1
Overtime games:	0-1	0-0	In April	0-0	0-0

How the Cats are Scoring



Fast Facts

Shooting Percentage	.454
Avg. Assists Per Game	15.1
Points Off Turnovers	13.4
Second-Chance Points	14.5
Points in the Paint	31.6
Fast Break Points	10.6
Bench Points	17.3
Points Per Possession	1.110
Avg. Time of Possession	17.6

First Points of the Game

Player	Dunk/Layup	Jumper	3PT	FT
CJ Fredrick			3	1
Antonio Reeves	1	1	1	
Chris Livingston		1	2	1
Jacob Toppin	3	3		2
Oscar Tshiebwe	5	3		1
Cason Wallace	1	3	1	1



THE LAST TIME UK ...

INDIVIDUALS

SCORING

Scored 25 points: Oscar Tshiebwe (25) vs. Kansas State, 3/19/23

Scored 30 points: Antonio Reeves (37) at Arkansas, 3/4/23

Scored 35 points: Antonio Reeves (37) at Arkansas, 3/4/23

Scored 40 points: Malik Monk (47) vs. North Carolina, 12/17/16

Scored 45 points: Malik Monk (47) vs. North Carolina, 12/17/16

Scored 50 points: Jodie Meeks (54) at Tennessee, 1/13/09

Scored 55 points: Never

Two players had 20 points: Oscar Tshiebwe (25) and Cason Wallace (21) vs. Kansas State, 3/19/23

Three players had 20 points: DeMarcus Cousins (27), John Wall (21), Patrick Patterson (20) vs. SAM HOUSTON STATE, 11/19/09

Two players had 30 points: Patrick Patterson (33) and Jodie Meeks (32) vs. TENNESSEE STATE, 12/22/08

Scored 20 points in two straight games: Antonio Reeves (2), Jacob Toppin (2) 3/4/23 - 3/10/23

Scored 20 points in three straight games: Oscar Tshiebwe (3), 2/22/23 - 3/1/23

Scored 20 points in four straight games: PJ Washington (4), 2/5/19 - 2/16/19

Scored 20 points in five straight games: Jamal Murray (12), 2/2/16 - 3/12/16

Scored 20 points in six straight games: Jamal Murray (12), 2/2/16 - 3/12/16

Scored 20 points in seven straight games: Jamal Murray (12), 2/2/16 - 3/12/16

Scored 20 points in eight straight games: Jamal Murray (12), 2/2/16 - 3/12/16

Scored 20 points in nine straight games: Jamal Murray (12), 2/2/16 - 3/12/16

Scored 20 points in 10 straight games: Jamal Murray (12), 2/2/16 - 3/12/16

Scored 20 points in 11 straight games: Jamal Murray (12), 2/2/16 - 3/12/16

Scored 20 points in 12 straight games: Jamal Murray (12), 2/2/16 - 3/12/16

Scored 20 points in 15 straight games: Dan Issel (18), 12/1/69 - 2/7/70

Scored 25 points in two straight games: Oscar Tshiebwe (2), 1/8/22 - 1/11/22

Scored 25 points in three straight games: Tayshaun Prince (3), 3/1/01-3/17/01

Scored 30 points in two straight games: Jodie Meeks vs. Appalachian State (46), 12/20/08; vs. TENNESSEE STATE (32), 12/22/08

Scored 30 points in three straight games: Dan Issel (6) 2/14/70 - 3/2/70

Scored in double figures in 10 straight games: Jacob Toppin (12), 1/17/23-2/25/23

Scored in double figures in 15 straight games: Oscar Tshiebwe (17), 1/19/22-11/15/22

Scored in double figures in 20 straight games: Immanuel Quickley (20), 12/28/19-3/7/20

Scored in double figures in 25 straight games: Malik Monk (30), 11/11/16-2/28/17

Scored in double figures in 30 straight games: Malik Monk (30), 11/11/16-2/28/17

Scored in double figures in 33 straight games: Jamal Murray (34), 11/17/15 - 3/19/16

Scored in double figures in 34 straight games: Jamal Murray (34), 11/17/15 - 3/19/16

Scored in double figures in 35 straight games: Kenny Walker (36), 11/14/85 - 3/22/86

Five players scored in double figures: Antonio Reeves (16), Oscar Tshiebwe (15), Jacob Toppin (12), CJ Fredrick (10), Cason Wallace (10) at Vanderbilt, 1/24/23

Six players scored in double figures: Kellan Grady (19), Daimion Collins (14), Oscar Tshiebwe (14), Keion Brooks Jr. (13), Davion Mintz (13), TyTy Washington Jr. (10) vs. ROBERT MORRIS, 11/12/21

Seven players scored in double figures: Randolph Morris (17), Kelenna Azubuike (15), Patrick Sparks (14), Chuck Hayes (12), Rajon Rondo (11), Ravi Moss (10) and Ramel Bradley (10) vs. MISSISSIPPI STATE 2/19/05

Four players with 15 or more points: Antonio Reeves (22), CJ Fredrick (20), Jacob Toppin (15) and Cason Wallace (15) vs. HOWARD, 11/7/22

DOUBLE-DOUBLES

Double-double: Oscar Tshiebwe (25 points, 18 rebounds) vs. Kansas State, 3/19/23

Triple-double: Isaiah Briscoe (19 points, 11 rebounds, 10 assists) at Ole Miss, 12/29/16

20-10 (rebs) game: Oscar Tshiebwe (25 points, 18 rebounds) vs. Kansas State, 3/19/23

20-10 (assts) game: De'Aaron Fox (24 points, 10 assists) vs.

North Carolina, 12/17/16

20-15 game: Oscar Tshiebwe (25 points, 18 rebounds) vs. Kansas State, 3/19/23

20-20 game: Oscar Tshiebwe (21 points, 20 rebounds), vs. VANDERBILT, 3/1/23

30-10 game: Oscar Tshiebwe (37 points, 24 rebounds) vs. GEORGIA, 1/17/23

30-15 game: Oscar Tshiebwe (37 points, 24 rebounds) vs. GEORGIA, 1/17/23

30-20 game: Oscar Tshiebwe (37 points, 24 rebounds) vs. GEORGIA, 1/17/23

40-30 game: Bill Spivey (40 points, 34 rebounds) vs. XAVIER, 2/13/51

Back-to-back 20-10 games: Oscar Tshiebwe (22 p, 17 r) vs. AUBURN, 2/25/23; (21 p, 20 r) vs. VANDERBILT, 1/3/23

Three straight 20-10 games: Julius Randle (23 p, 16 r) vs. UNC ASHEVILLE, 11/8/13; (22 p, 14 r) vs. NORTHERN KENTUCKY, 11/10/13; (27 p, 13 r) vs. Michigan State, 11/12/13

Double-double in points and rebs.: Oscar Tshiebwe (25 points, 18 rebounds) vs. Kansas State, 3/19/23

Double-double in points and assists: Sahvir Wheeler (11 points, 11 assists) vs. DUQUESNE, 11/11/22

Double-double in points and blocks: Never

Double-double in points and steals: Never

Double-double in two consecutive games: Oscar Tshiebwe (4) 2/25/23-3/10/23

Double-double in three consecutive games: Oscar Tshiebwe (4) 2/25/23-3/10/23

Double-double in four consecutive games: Oscar Tshiebwe (4) 2/25/23-3/10/23

Double-double in five consecutive games: Oscar Tshiebwe (17) 1/19/22-11/15/22

Double-double in 10 consecutive games: Oscar Tshiebwe (17) 1/19/22-11/15/22

Double-double in 15 consecutive games: Oscar Tshiebwe (17) 1/19/22-11/15/22

Two players record double-doubles: Oscar Tshiebwe (19 points, 15 rebounds), Jacob Toppin (21 points, 11 rebounds) vs. Vanderbilt, 3/10/23

Three players record double-doubles: PJ Washington (20 points, 13 rebounds), Reid Travis (18 points, 12 rebounds), Keldon Johnson (15 points, 10 rebounds) vs. KANSAS, 1/26/19

Four players record double-doubles: Jack Givens (30 pts, 13 rebs), Kyle Macy (16 pts, 10 assts), Mike Phillips (22 pts, 18 rebs), Rick Robey (23 pts, 13 rebs) vs. SMU 11/26/77

Five players record double-doubles: Never

FIELD GOALS

Made 12 FG in a game: Antonio Reeves (12) at Arkansas, 3/4/23

Made 15 FG in a game: Malik Monk (18) vs. North Carolina, 12/17/16

Made 16 FG in a game: Malik Monk (18) vs. North Carolina, 12/17/16

Made 17 FG in a game: Malik Monk (18) vs. North Carolina, 12/17/16

Made 18 FG in a game: Malik Monk (18) vs. North Carolina, 12/17/16

Made 19 FG in a game: Dan Issel (19) at Alabama, 2/23/70

Made 20 FG in a game: Dan Issel (23) at Ole Miss, 2/7/70

Made 21 FG in a game: Dan Issel (23) at Ole Miss, 2/7/70

Made 22 FG in a game: Dan Issel (23) at Ole Miss, 2/7/70

Made 23 FG in a game: Dan Issel (23) at Ole Miss, 2/7/70

Made 24 FG in a game: Never

Attempted 17 FG in a game: Antonio Reeves (18) vs. Providence, 3/17/23

Attempted 18 FG in a game: Antonio Reeves (18) vs. Providence, 3/17/23

Attempted 19 FG in a game: Antonio Reeves (20) vs. Vanderbilt, 3/10/23

Attempted 20 FG in a game: Antonio Reeves (20) vs. Vanderbilt, 3/10/23

Attempted 25 FG in a game: Malik Monk (28) vs. North Carolina, 12/17/16

3-POINTERS

Made 5 3-pointers in a game: Antonio Reeves (5) vs. Providence, 3/17/23

Made 6 3-pointers in a game: Antonio Reeves (6) at Ole Miss, 1/31/23

Made 7 3-pointers in a game: Kellan Grady (7) vs. ALABAMA, 2/19/22

Made 8 3-pointers in a game: Immanuel Quickley (8) at Texas A&M, 2/25/20

Made 9 3-pointers in a game: Jodie Meeks (10) at Tennessee, 1/13/09

Made 10 3-pointers in a game: Jodie Meeks (10) at Tennessee, 1/13/09

Made 11 3-pointers in a game: Never

Two players made at least 5 3-pointers in a game: Davion Mintz (6), Brandon Boston Jr. (6) vs. SOUTH CAROLINA, 3/6/21

Two players made at least 6 3-pointers in a game: Davion Mintz (6), Brandon Boston Jr. (6) vs. SOUTH CAROLINA, 3/6/21

Two players made at least 7 3-pointers in a game: Never

Attempted 10 3-pointers in a game: Antonio Reeves (10) vs. Kansas State, 3/19/23

Attempted 15 3-pointers in a game: Jodie Meeks (15) at Tennessee, 1/13/09

Attempted 16 3-pointers in a game: Derrick Miller (16) vs. LSU 2/15/90

Attempted 17 3-pointers in a game: Derrick Miller (19) at Kansas 12/9/89

Attempted 18 3-pointers in a game: Derrick Miller (19) at Kansas 12/9/89

Attempted 19 3-pointers in a game: Derrick Miller (19) at Kansas 12/9/89

Attempted 20 3-pointers in a game: Never

Made a 3-pointer in 10 straight games: Antonio Reeves (11), 2/7/23-3/19/23

Made a 3-pointer in 15 straight games: Kellan Grady (21), 11/29/21-2/19/22

Made a 3-pointer in 20 straight games: Kellan Grady (21), 11/29/21-2/19/22

Made a 3-pointer in 30 straight games: Jamal Murray (36), 11/13/15-3/19/16

Made two 3-pointers in 10 straight games: Kevin Knox (11), 2/10/16-3/11/18

Made three 3-pointers in 10 straight games: Gerald Fitch (20), 1/14/03-3/23/03

Made three 3-pointers in 15 straight games: Gerald Fitch (20), 1/14/03-3/23/03

Made three 3-pointers in 20 straight games: Gerald Fitch (20), 1/14/03-3/23/03

Made three 3-pointers in 25 straight games: Keith Bogans (29), 3/14/02-2/26/03

FREE THROWS

Made 8 FT in a game: Oscar Tshiebwe (9) vs. Kansas State, 3/19/23

Made 9 FT in a game: Oscar Tshiebwe (9) vs. Kansas State, 3/19/23

Made 10 FT in a game: Antonio Reeves (11) at Arkansas, 3/4/23

Made 11 FT in a game: Antonio Reeves (11) at Arkansas, 3/4/23

Made 12 FT in a game: Oscar Tshiebwe (13) vs. GEORGIA, 1/17/23

Made 13 FT in a game: Oscar Tshiebwe (13) vs. GEORGIA, 1/17/23

Made 14 FT in a game: Olivier Sarr (14) vs. VANDERBILT, 1/5/21

Made 15 FT in a game: Rodrick Rhodes (16) vs. Ole Miss, 1/18/95

Made 16 FT in a game: Rodrick Rhodes (16) vs. Ole Miss, 1/18/95

Made 17 FT in a game: Dwight Anderson (18) vs. MISSISSIPPI STATE, 2/12/79

Made 18 FT in a game: Dwight Anderson (18) vs. MISSISSIPPI STATE, 2/12/79

Made 18 FT in a game: Never

Attempted 10 FT in a game: Oscar Tshiebwe (11) vs. Kansas State, 3/19/23

Attempted 15 FT in a game: Oscar Tshiebwe (15) vs. VANDERBILT, 3/1/23

Attempted 20 FT in a game: PJ Washington (20) vs. Kansas State, 3/22/18

Attempted 25 FT in a game: Never

Made 20 Straight FT: Antonio Reeves (23), 1/14/23-2/7/23

Made 30 Straight FT: Tyler Herro (38), 2/16/19-3/29/19

REBOUNDS

15 Rebs: Oscar Tshiebwe (18) vs. Kansas State, 3/19/23

20 Rebs: Oscar Tshiebwe (25) vs. Providence, 3/17/23

25 Rebs: Oscar Tshiebwe (25) vs. Providence, 3/17/23

26 Rebs: Oscar Tshiebwe (28) vs. WESTERN KENTUCKY, 12/22/21

27 Rebs: Oscar Tshiebwe (28) vs. WESTERN KENTUCKY, 12/22/21

28 Rebs: Oscar Tshiebwe (28) vs. WESTERN KENTUCKY, 12/22/21

30 Rebs: Cotton Nash (30) vs. OLE MISS, 2/8/64

34 Rebs: Bob Burrow (34) vs. TEMPLE, 12/10/55

35 Rebs: Never

20+ Rebs in two consecutive games: Oscar Tshiebwe (2), 12/22/21-12/29/21

10+ Rebs in three consecutive games: Oscar Tshiebwe (6), 2/25/23-3/19/23

10+ Rebs in four consecutive games: Oscar Tshiebwe (6), 2/25/23-3/19/23

10+ Rebs in five consecutive games: Oscar Tshiebwe (6), 2/25/23-3/19/23

10+ rebs in 10 consecutive games: Oscar Tshiebwe (22), 1/4/22-11/15/22



THE LAST TIME UK ...

10+ rebs in 15 consecutive games: Oscar Tshiebwe (22), 1/4/22-11/15/22
10+ rebs in 20 consecutive games: Oscar Tshiebwe (22), 1/4/22-11/15/22
10+ rebs in 25 consecutive games: Never
Two players had 10 rebounds: Oscar Tshiebwe (15), Jacob Toppin (11) vs. Vanderbilt, 3/10/23
Three players had 10 rebounds: Oscar Tshiebwe (15), Jacob Toppin (10), Ugonna Onyenso (10) vs. NORTH FLORIDA, 11/23/22

ASSISTS

6 assists: Cason Wallace (9) vs. AUBURN, 2/25/23
7 assists: Cason Wallace (9) vs. AUBURN, 2/25/23
8 assists: Cason Wallace (9) vs. AUBURN, 2/25/23
9 assists: Cason Wallace (9) vs. AUBURN, 2/25/23
10 assists: Cason Wallace (11) at Mississippi State, 2/15/23
11 assists: Cason Wallace (11) at Mississippi State, 2/15/23
12 assists: TyTy Washington Jr. (17) vs. GEORGIA, 1/8/22
13 assists: TyTy Washington Jr. (17) vs. GEORGIA, 1/8/22
14 assists: TyTy Washington Jr. (17) vs. GEORGIA, 1/8/22
15 assists: TyTy Washington Jr. (17) vs. GEORGIA, 1/8/22
16 assists: TyTy Washington Jr. (17) vs. GEORGIA, 1/8/22
17 assists: TyTy Washington Jr. (17) vs. GEORGIA, 1/8/22
18 assists: Never
5+ assists in four consecutive games: Cason Wallace (6), 2/7/23-2/25/23
8+ assists in two consecutive games: Sahvir Wheeler (3), 12/28/22-1/3/23

BLOCKS

4 blocks: Oscar Tshiebwe (4) at Georgia, 2/11/23
5 blocks: Oscar Tshiebwe (5) vs. Vanderbilt, 3/11/22
6 blocks: Isaiah Jackson (7) vs. ALABAMA, 1/12/21
7 blocks: Isaiah Jackson (7) vs. ALABAMA, 1/12/21
8 blocks: Isaiah Jackson (8) vs. Kansas, 12/1/20
9 blocks: Willie Cauley-Stein (9) vs. BOISE STATE, 12/10/13
10 blocks: Nerlens Noel (12) at Ole Miss, 1/29/13
11 blocks: Nerlens Noel (12) at Ole Miss, 1/29/13
12 blocks: Nerlens Noel (12) at Ole Miss, 1/29/13
13 blocks: Never

STEALS

4 steals: Cason Wallace (4) vs. AUBURN, 2/25/23
5 steals: Cason Wallace (5) vs. KANSAS, 1/28/23
6 steals: Cason Wallace (8) vs. Michigan State, 11/15/22
7 steals: Cason Wallace (8) vs. Michigan State, 11/15/22
8 steals: Cason Wallace (8) vs. Michigan State, 11/15/22
9 steals: Never
3+ steals in five consecutive games: Ashton Hagans (7), 12/27/18 - 1/19/19
3+ steals in 10 consecutive games: Never

MINUTES

Played every minute: Antonio Reeves (40) at Arkansas, 3/4/23
Played 40+ minutes: Antonio Reeves (40) at Arkansas, 3/4/23
Played more than 50 minutes: Patrick Patterson (50) vs. VANDERBILT, 1/12/08

FOULS

Fouled out: Jacob Toppin and Cason Wallace vs. Kansas State, 3/19/23
Two players fouled out: Jacob Toppin and Cason Wallace vs. Kansas State, 3/19/23
Three players fouled out: Terrence Clarke, Isaiah Jackson, Olivier Sarr, Lance Ware vs. North Carolina, 12/19/20
Four players fouled out: Terrence Clarke, Isaiah Jackson, Olivier Sarr, Lance Ware vs. North Carolina, 12/19/20
Technical foul: Lance Ware at Arkansas, 3/4/23

TEAM

WINS/LOSSES

Won 10 straight games: 10, 1/8/19-2/9/19
Won 20 straight games: 38, 11/14/14-3/28/15
Won 30 straight games: 38, 11/14/14-3/28/15
Won 40 straight games: Never
Lost consecutive games: 2, 2/7/23-2/11/23
Lost three straight games: 4, 1/26/21-2/9/21
Lost four straight games: 4, 1/26/21-2/9/21
Lost five straight games: 6, 11/29/20-12/26/20
Lost six straight games: 6, 11/29/20-12/26/20
Lost 10 straight games: Never

STARTS

Started four freshmen: Devin Askew, Brandon Boston Jr., Terrence Clarke, Isaiah Jackson vs. Georgia Tech, 12/6/20
Started five freshmen: Hamidou Diallo, Shai Gilgeous-Alexander, Kevin Knox, Nick Richards, PJ Washington vs. Kansas State, 3/22/18

SCORING

Scored 90 or more points: 96 vs. NORTH FLORIDA, 11/23/22 (W, 96-56)
Scored 90 or more points (SEC game): 90 vs. ALABAMA, 2/19/22 (W, 90-81)
Scored 100 or more points: 106 vs. SOUTH CAROLINA STATE, 11/15/22 (W, 106-63)
Scored 100 or more points (SEC game): 107 vs. TENNESSEE, 1/15/22 (W, 107-79)
Scored 110 or more points: 115 vs. Arizona State, 11/28/16 (W, 115-69)
Scored 110 or more points (SEC game): 110 vs. AUBURN, 2/21/15 (W, 110-75)
Scored 120 or more points: 120 at Vanderbilt, 2/7/96 (W, 120-81)
Scored 120 or more points (SEC game): 120 at Vanderbilt, 2/7/96 (W, 120-81)
Scored 130 or more points: 143 vs. Georgia, 2/27/56 (W, 143-66)
Scored 140 or more points: 143 vs. Georgia, 2/27/56 (W, 143-66)
Scored 150 or more points: Never
Scored less than 50 points: 48 vs. Vanderbilt, 3/15/13 (L, 64-48)
Scored 100 points in two consecutive games: vs. CLEVELAND STATE (11/23/16), vs. UT MARTIN (11/25/16), vs. Arizona State (11/28/16)
Scored 100 points in three consecutive games: vs. CLEVELAND STATE (11/23/16), vs. UT MARTIN (11/25/16), vs. Arizona State (11/28/16)
Scored 100 points in consecutive SEC games: 2/27/56 - 3/3/56

SHOOTING PERCENTAGES

Shot 70% from the field: .722 (39-54) vs. MISSISSIPPI STATE, 2/15/86
Shot 65% from the field: .679 (38-56) vs. TENNESSEE, 1/15/22
Shot 30% or less from the field: .288 (21-73) at Alabama (1/7/23)
Allowed 50% shooting: .500 (26-52) at Florida, 2/22/23
Allowed 60% shooting: .627 (32-51) ARKANSAS, 2/7/23
Allowed 30% or less shooting: .281 (18-64) at Alabama, 2/5/22
Allowed 20% or less shooting: .197 (12-61) vs. MONTANA STATE, 11/23/14

FREE THROWS

Shot 90% or better from FT line: .933 (14-15) vs. AUBURN, 2/25/22
Shot 100% from FT Line: 10-10 vs. FLORIDA, 2/22/20
Shot 50% or less from FT line: .500 (7-14) vs. SOUTH CAROLINA, 1/10/23
Attempted 40 FT: 41 (27-41) vs. TENNESSEE STATE, 11/23/18
Attempted five or less FT: 2 (1-2) at Vanderbilt, 1/24/23
Made 30 FT: 31 (31-36) vs. MISSISSIPPI STATE, 2/4/20

3-POINTERS

Hit 0 3-pointers: 0 (0-10) vs. RICHMOND, 11/29/20
Hit 10 3-pointers: 11 (11-32) vs. TEXAS A&M, 1/21/23
Hit 11 3-pointers: 11 (11-32) vs. TEXAS A&M, 1/21/23
Hit 12 3-pointers: 13 (13-23) vs. FLORIDA A&M, 12/21/22
Hit 13 3-pointers: 13 (13-23) vs. FLORIDA A&M, 12/21/22
Hit 14 3-pointers: 14 (14-26) vs. ARKANSAS, 2/9/21
Hit 15 3-pointers: 15 (15-27) vs. GEORGIA, 3/1/12
Hit 16 3-pointers: 16 (16-33) vs. UNC ASHEVILLE, 12/23/96
Hit 17 3-pointers: 20 (20-35) vs. LSU, 3/4/95
Hit 18 3-pointers: 20 (20-35) vs. LSU, 3/4/95
Hit 19 3-pointers: 20 (20-35) vs. LSU, 3/4/95
Hit 20 3-pointers: 20 (20-35) vs. LSU, 3/4/95
Hit 21 3-pointers: 21 (21-48) vs. North Carolina, 12/27/89
Hit 22 3-pointers: Never

SCORING MARGINS

Won game by 50 points or more: 58 vs. MONTANA STATE (W, 86-28), 11/23/14
Won game by 60 points or more: 62 vs. VANDERBILT (W, 106-44), 3/5/03
Won game by 70 points or more: 74 vs. UT MARTIN (W, 124-50), 11/26/94
Lost game by 20 points or more: 26 at ALABAMA (L, 78-52), 1/7/23
Lost game by 30 points or more: 34 vs. Duke (L, 118-84), 11/6/18
Lost game by 40 points or more: 41 at Vanderbilt (L, 93-52), 2/12/08
Lost game by 50 points or more: 55 at Kansas (L, 150-95), 12/9/89
Lost game by 60 points or more: 70 at Central (L, 87-17), 1/28/1910
Lost game by 70 points or more: 70 at Central (L, 87-17), 1/28/1910
Game decided by one point: vs. Mississippi State, 3/11/21

(L, 74-73)

Game decided by two or fewer points: vs. VANDERBILT, 3/1/23 (L, 68-66)
Game decided by three or fewer points: at Mississippi State, 2/15/23 (W, 71-68)
Two consecutive games decided by one point: vs. NORTH CAROLINA (W, 73-72), 12/3/11; at Indiana (L, 73-72), 12/10/11
Three consecutive games decided by one point: Never
Two consecutive games decided by two or fewer points: Arkansas (L, 81-80), 2/9/21; Auburn (W, 82-80), 2/13/21
Three consecutive games decided by three or fewer points: at Auburn (L, 99-97 OT), 2/11/74, vs. TENNESSEE (W, 61-58), 2/16/74 and at Ole Miss (L, 61-60), 2/18/74

COMEBACKS

Came back from 10-point deficit for win: 85-71 vs. GEORGIA (1/17/23); Trailed by 11 at 36-25 (3:39 in 1st)
Came back from 11-point deficit for win: 85-71 vs. GEORGIA (1/17/23); Trailed by 11 at 36-25 (3:39 in 1st)
Came back from 12-point deficit for win: 90-81 vs. ALABAMA (2/19/22); Trailed by 13 at 41-28 (5:35 in 1st)
Came back from 13-point deficit for win: 90-81 vs. ALABAMA (2/19/22); Trailed by 13 at 41-28 (5:35 in 1st)
Came back from 14-point deficit for win: 71-70 at Florida (3/7/20); Trailed by 18 at 59-41 (11:48 in 2nd)
Came back from 15-point deficit for win: 71-70 at Florida (3/7/20); Trailed by 18 at 59-41 (11:48 in 2nd)
Came back from 16-point deficit for win: 71-70 at Florida (3/7/20); Trailed by 18 at 59-41 (11:48 in 2nd)
Came back from 17-point deficit for win: 71-70 at Florida (3/7/20); Trailed by 18 at 59-41 (11:48 in 2nd)
Came back from 18-point deficit for win: 71-70 at Florida (3/7/20); Trailed by 18 at 59-41 (11:48 in 2nd)
Came back from 19-point deficit for win: 73-67 vs. Vanderbilt (2/28/17); Trailed by 19 at 25-6 (8:03 in 1st)
Came back from 20-point deficit for win: 82-79 at Vanderbilt (2/22/97); Trailed by 22 at 40-18 (3:51 in 1st)
Came back from 30-point deficit for win: 99-95 at LSU (2/15/94); Trailed by 31 at 68-37 (15:34 in 2nd)
Came back from 31-point deficit for win: 99-95 at LSU (2/15/94); Trailed by 31 at 68-37 (15:34 in 2nd)

REBOUNDS

Pulled down 50 rebounds: 50 (18-32) vs. NORTH FLORIDA, 11/23/22
Pulled down 55 rebounds: 59 (20-39) vs. Arizona State, 11/28/16
Pulled down 60 rebounds: 62 (19-43) vs. Morehead State, 12/16/95

OVERTIME GAMES

Played an overtime game: vs. Michigan State, 11/15/22 (L, 86-77 2OT)
Won an overtime game: MISSISSIPPI STATE, 1/25/22 (W, 82-74 OT)
Lost an overtime game: vs. Michigan State, 11/15/22 (L, 86-77 2OT)
Played an SEC overtime game: MISSISSIPPI STATE, 1/25/22 (W, 82-74 OT)
Won an SEC overtime game: MISSISSIPPI STATE, 1/25/22 (W, 82-74 OT)
Lost an SEC overtime game: at Texas A&M, 2/20/16 (L, 79-77 OT)
Played an overtime game in SEC Tournament: vs. Texas A&M, 3/13/16 (W, 82-77 OT)
Won an overtime game in SEC Tournament: vs. Texas A&M, 3/13/16 (W, 82-77 OT)
Played an overtime game in NCAA Tournament: vs. Saint Peter's, 3/17/22 (L, 85-79 OT)
Won an overtime game in NCAA Tournament: vs. St. Bonaventure, 3/16/00 (W, 85-80 2OT)
Lost an overtime game in NCAA Tournament: vs. Saint Peter's, 3/17/22 (L, 85-79 OT)
Played two overtimes: vs. Michigan State, 11/15/22 (L, 86-77 2OT)
Played three overtimes: vs. TEMPLE 12/7/57 (W, 85-83)
Played four or more overtimes: Never
Played two consecutive overtime games: 1/6/15 vs. OLE MISS (W, 89-86) and 1/10/15 at Texas A&M (70-64)
Played three consecutive overtime games: Never



THE LAST TIME A UK OPPONENT ...

INDIVIDUALS

SCORING

Scored 25 points: Markquis Nowell (27), vs. Kansas State, 3/19/23
Scored 30 points: Kobe Brown (30), at Missouri, 12/28/22
Scored 35 Points: Bubba Parham (35), VMI, 11/21/18
Scored 40 points: Elston Turner (40), TEXAS A&M, 1/12/13
Scored 45 points: David Robinson (45), Navy, 1/25/87
Scored 50 points: Austin Carr (50), Notre Dame, 12/29/79
Scored 60 points: Pete Maravich (64), LSU, 2/21/70
Scored 65 points: Never
Two players had 20 points: Jordan Wright (23), Tyrin Lawrence (21), VANDERBILT, 3/1/23
Three players had 20 points: Rasir Bolton (24), Drew Timme (22) and Julian Strawther (20), at Gonzaga, 11/20/22
Two players had 30 points: Ronnie Henderson (36) and Claren Ceasar (32), LSU, 2/15/94
Five players scored in double figures: ARKANSAS, 2/7/23

FIELD GOALS

Made 15 FG in a game: David Robinson (17), NAVY, 1/25/87
Made 16 FG in a game: David Robinson (17), NAVY, 1/25/87
Made 17 FG in a game: David Robinson (17), NAVY, 1/25/87
Made 18 FG in a game: Steve Downing (19), Indiana, 12/11/71
Made 19 FG in a game: Steve Downing (19), Indiana, 12/11/71
Made 20 FG in a game: Johnny Neumann (20), Ole Miss, 1/2/71
Made 21 FG in a game: Austin Carr (21), Notre Dame, 12/29/70
Made 22 FG in a game: Austin Carr (22), Notre Dame, 3/12/70
Made 23 FG in a game: Pete Maravich (23), LSU, 2/21/70
Made 24 FG in a game: Never
Attempted 17 FG in a game: Nick Smith Jr. (23), at Arkansas, 3/4/23
Attempted 18 FG in a game: Nick Smith Jr. (23), at Arkansas, 3/4/23
Attempted 19 FG in a game: Nick Smith Jr. (23), at Arkansas, 3/4/23
Attempted 20 FG in a game: Nick Smith Jr. (23), at Arkansas, 3/4/23
Attempted 25 FG in a game: JD Notae (26), Arkansas, 2/26/22
Attempted 30 FG in a game: Freeman Williams (40), Portland State, 12/16/17
Attempted 35 FG in a game: Freeman Williams (40), PORTLAND STATE, 12/16/77
Attempted 40 FG in a game: Freeman Williams (40), PORTLAND STATE, 12/16/77
Attempted 45 FG in a game: Johnny Neumann (50), Ole Miss, 1/2/71
Attempted 50 FG in a game: Johnny Neumann (50), Ole Miss, 1/2/71
Attempted 53 FG in a game: Pete Maravich (53), LSU, 2/22/69
Attempted 54 FG in a game: Never

3-POINTERS

Made 5 3-pointers in a game: Meechie Johnson (6), SOUTH CAROLINA, 1/10/23
Made 6 3-pointers in a game: Meechie Johnson (6), SOUTH CAROLINA, 1/10/23
Made 7 3-pointers in a game: Keon Ellis (7), ALABAMA, 2/19/22
Made 8 3-pointers in a game: Bubba Parham (10), VMI, 11/18/18
Made 9 3-pointers in a game: Bubba Parham (10), VMI, 11/18/18
Made 10 3-pointers in a game: Bubba Parham (10), VMI, 11/18/18
Made 11 3-pointers in a game: Corey Allmond (11), Sam Houston State, 11/19/2009
Made 12 3-pointers in a game: Never
Attempted 10 3-pointers in a game: Meechie Johnson (10), SOUTH CAROLINA, 1/10/23
Attempted 15 3-pointers in a game: Bubba Parham (16), VMI, 11/18/18
Attempted 16 3-pointers in a game: Bubba Parham (16), VMI, 11/18/18
Attempted 17 3-pointers in a game: Chris Jackson (17), LSU, 2/15/90
Attempted 18 3-pointers in a game: Jeff Boschee (18), Kansas, 3/14/99
Attempted 19 3-pointers in a game: Never

FREE THROWS

Made 10 FT in a game: Markquis Nowell (10), vs. Kansas State, 3/19/23
Made 11 FT in a game: Xavier Pinson (12), LSU, 2/23/22
Made 12 FT in a game: Xavier Pinson (12), LSU, 2/23/22

Made 13 FT in a game: Samir Doughty (14), Auburn, 2/1/20
Made 14 FT in a game: Samir Doughty (14), Auburn, 2/1/20
Made 15 FT in a game: Brenton Williams (15), South Carolina, 3/1/14
Made 16 FT in a game: Dan Cross (16), FLORIDA, 2/18/95
Made 17 FT in a game: John Mengelt (17), AUBURN, 3/2/70
Made 18 FT in a game: Pete Maravich (18), LSU, 2/21/70
Made 19 FT in a game: Never
Attempted 15 FT in a game: Samir Doughty (15), Auburn, 2/1/20
Attempted 20 FT in a game: Harding McCaleb (25), Louisville, 2/22/1916
Attempted 25 FT in a game: Harding McCaleb (25), Louisville, 2/22/1916
Attempted 26 FT in a game: Never

REBOUNDS

15 Rebs: Dedric Lawson (15), KANSAS, 1/26/19
16 Rebs: Kennedy Meeks (17), North Carolina, 3/26/17
17 Rebs: Kennedy Meeks (17), North Carolina, 3/26/17
18 Rebs: Sean May (19), North Carolina, 12/4/04
19 Rebs: Sean May (19), North Carolina, 12/4/04
20 Rebs: Andrew DeClercq (20), Florida, 1/18/94
25 Rebs: Leon Douglas (25), ALABAMA, 1/20/75
30 Rebs: Kenneth Stanley (30), SOUTHERN CAL, 12/4/61
31 Rebs: Never
Two players had 10 rebounds: Julian Strawther (14) and Anton Watson (10), at Gonzaga, 11/20/22
Three players had 10 rebounds: Craig Victor II (12), Tim Quarterman (10), Ben Simmons (10), LSU, 1/5/16

ASSISTS

10 assists: Tony Trocha-Morelos (10), Texas A&M, 3/4/17
11 assists: Dwyane Wade (11), Marquette, 3/29/03
12 assists: Edgar Padilla (12), UMass, 3/30/96
13 assists: Billy McCaffrey (14), Vanderbilt, 1/13/93
14 assists: Billy McCaffrey (14), Vanderbilt, 1/13/93
15 assists: Eric Richardson (15), Alabama, 2/4/84
16 assists: Never

BLOCKS

5 blocks: Makhel Mitchell (5), ARKANSAS, 2/7/23
6 blocks: Jamarion Sharp (7), WESTERN KENTUCKY, 12/22/21
7 blocks: Jamarion Sharp (7), WESTERN KENTUCKY, 12/22/21
8 blocks: Jarvis Varnado (10), Mississippi State, 1/15/08
9 blocks: Jarvis Varnado (10), Mississippi State, 1/15/08
10 blocks: Jarvis Varnado (10), Mississippi State, 1/15/08
11 blocks: Samaki Walker (11), Louisville, 1/1/95
12 blocks: Never

STEALS

5 steals: Anthony Black (5), ARKANSAS, 2/7/23
6 steals: Mark Sears (6), at Alabama, 1/7/23
7 steals: Ben Simmons (7), LSU, 3/5/16
8 steals: Never

TEAM

SCORING

Scored 90 or more points: 118, Duke, 11/6/18 (L, 118-84)
Scored 90 or more points (SEC game): 90, Georgia, 3/4/09 (L, 90-85)
Scored 100 or more points: 118, Duke, 11/6/18 (L, 118-84)
Scored 100 or more points (SEC game): 101, Arkansas, 2/10/93 (L, 101-94)
Scored 110 or more points: 118, Duke, 11/6/18 (L, 118-84)
Scored 110 or more points (SEC game): 110, Vanderbilt, 3/4/67 (L, 110-94)
Scored 120 or more points: 121, North Carolina, 12/27/89 (L, 121-110)
Scored 120 or more points (SEC game): Never
Scored 130 or more points: 150, Kansas, 12/9/89 (L, 150-95)
Scored 140 or more points: 150, Kansas, 12/9/89 (L, 150-95)
Scored 150 or more points: 150, Kansas, 12/9/89 (L, 150-95)
Scored 160 or more points: Never
Scored less than 50 points: 41, BELLARMINE, 11/29/22 (W, 60-41)
Scored less than 50 points (SEC game): 48, SOUTH CAROLINA, 2/5/19 (W, 76-48)
Scored less than 40 points: 39, West Virginia, 3/26/15 (W, 78-39)
Scored less than 40 points (SEC game): 37, MISSOURI, 1/13/15 (W, 86-37)
Scored less than 30 points: 28, MONTANA STATE, 11/23/14 (W, 86-28)
Scored less than 30 points (SEC game): 26, GEORGIA TECH, 1/28/46 (W, 86-37)

Scored less than 20 points: 18, WESTERN ONTARIO, 12/10/49 (W, 90-21)
Scored less than 20 points (SEC game): 18, ALABAMA, 2/10/40 (W, 46-18)
Scored less than 10 points: 9, Tulane, 12/21/34 (W, 39-9)
Scored less than 10 points (SEC game): Never

SHOOTING PERCENTAGES

Shot 70% from the field: Never
Shot 60% from the field: .627 (32-51), ARKANSAS, 2/7/23
Shot 50% from the field: .500 (26-52), at Florida, 2/22/23
Shot 30% or less from the field: .281 (18-64) at Alabama, 2/5/22
Shot 20% or less from the field: .197 (12-61), MONTANA STATE, 11/23/14
Shot 10% or less from the field: Never (shooting percentages not recorded prior to 1947)

3-Pointers

Made 10 or more 3-pointers: 10 (10-25), vs. Vanderbilt, 3/10/23
Made 15 or more 3-pointers: 19 (19-38), VMI, 11/18/18
Made 20 or more 3-pointers: Never
Made zero 3-pointers: 0 (0-15), Auburn, 1/19/13
Attempted 30 or more 3-pointers: 40 (14-40), ALABAMA, 2/19/22

FREE THROWS

Shot 90% or better from FT line: 90.0 (18-20), vs. Vanderbilt, 3/10/23
Shot 100% from FT Line: 16-16, TEXAS A&M, 1/21/23
Shot 50% or less from FT line: .286 (4-14), TENNESSEE, 2/18/23
Attempted 40 FT: 44 (33-44), Auburn, 2/1/20
Attempted five or less FT: 4 (2-4), HIGH POINT, 12/31/21
Made 30 FT: 33 (33-44), Auburn, 2/1/20

REBOUNDS

Pulled down 50 rebounds: 54 (17-37), Florida, 2/4/17
Pulled down 20 offensive rebounds: 23, LSU, 2/18/20



RUPP ARENA AT CENTRAL BANK CENTER

Year-by-Year Records

Season	W-L	Percentage
2022-23	14-4	.778
2021-22	18-0	1.000
2020-21	5-6	.455
2019-20	16-2	.889
2018-19	17-1	.944
2017-18	16-2	.889
2016-17	15-2	.882
2015-16	17-0	1.000
2014-15	19-0	1.000
2013-14	16-2	.889
2012-13	16-2	.889
2011-12	18-0	1.000
2010-11	15-0	1.000
2009-10	18-0	1.000
2008-09	12-6	.667
2007-08	14-4	.778
2006-07	14-2	.875
2005-06	10-5	.667
2004-05	14-1	.933
2003-04	11-2	.846
2002-03	12-1	.923
2001-02	12-3	.800
2000-01	11-1	.917
1999-2000	14-0	1.000
1998-99	12-1	.923
1997-98	9-3	.750
1996-97	12-1	.923
1995-96	13-0	1.000
1994-95	12-1	.923
1993-94	13-1	.929
1992-93	16-0	1.000
1991-92	15-2	.882
1990-91	13-0	1.000
1989-90	13-2	.867
1988-89	8-6	.571
1987-88	14-2	.875
1986-87	13-2	.867
1985-86	18-0	1.000
1984-85	11-3	.786
1983-84	16-0	1.000
1982-83	14-1	.933
1981-82	15-1	.938
1980-81	15-0	1.000
1979-80	12-3	.800
1978-79	11-4	.733
1977-78	16-0	1.000
1976-77	12-2	.857
Total	647-81	.889

Year Opened:	1976
First Game:	Nov. 27, 1976
All-Time Record:	647-81 (88.9%)
Record Under Calipari:	220-21 (91.3%)
Capacity:	20,500
Record Crowd:	24,479 (1/20/10)
Longest Win Streak:	54 (11/9/10-12/1/12)
Current Win Streak:	2

Cats Rock at Rupp

The Wildcats are 647-81 (88.9%) in Rupp Arena. Among the most notable marks of dominance as the nation's toughest venue to play include:

- School record 54-game winning streak to begin the John Calipari era
- Kentucky is 351-49 (87.8%) in regular-season SEC games in Rupp
- The Wildcats set a program home record of 19 wins in 2014-15
- UK has gone undefeated at home in six of Calipari's 14 seasons
- Kentucky has a perfect mark in 14 of Rupp Arena's 46 seasons

600 Wins at Rupp in Record Time

With a victory over Fairleigh Dickinson on Dec. 7, 2019, Kentucky reached the 600-win mark at Rupp Arena faster than any other program in NCAA Division I level history. UK needed just 670 games to reach win No. 600 in Rupp Arena.

It took UCLA, which previously owned the fastest pace to 600 wins, 689 games in Pauley Pavilion. Only one other team, Kansas, achieved win No. 600 in fewer than 700 games at its home venue. The Jayhawks reached the significant win in their 699th game.

Cal Owns Longest Win Streaks in Rupp

With UK's 2011-12 season-opening victory over Marist, UK head coach John Calipari recorded his 34th consecutive win in Rupp Arena as UK's head coach. It broke former UK head coach Rick Pitino's longest streak of 33 games in the venue.

The winning streak reached as long as 54 games. Calipari didn't suffer his first loss in Rupp Arena until losing to Baylor in his fourth season, in 2012-13. The 54-game run, however, was his longest career home winning streak. He also had the second-longest streak in the arena as the Cats won 42 straight from March 4, 2014 to Nov. 25, 2016.

New Chairbacks, Fewer Seats

After receiving a \$16 million upgrade over the 2014-15 and 2015-16 seasons that enhanced the fan experience with the likes of a new Daktronics center-hung scoreboard, ribbons boards, new corner video boards and a new audio system, Rupp Arena is undergoing an additional transformation as a part of UK's new leasing agreement with the Lexington Center.

Chair-back seating in the upper-level sideline was installed in sections 211-217 and 228-234 for the 2019-20 season. Club areas are available to season ticket holders.

The new seating reduced Rupp Arena's capacity to 20,500.

Pack the House

Until reducing capacity for the 2019-20 season, Kentucky had led the nation in average home attendance in 20 of 24 seasons. That number included a Rupp Arena record of 24,110 in John Calipari's first season (2009-10) as head coach and averaging more than 23,000 in seven of Calipari's first 10 seasons.

Kentucky averaged 19,873 in 18 home games in 2022-23.

The Top-Ranked Team at Home

Kentucky has lost just four times at home as the Associated Press top-ranked team in the history of the program and just three times in Rupp Arena. Prior to the losses to Evansville (Nov. 12, 2019) and UCLA (Dec. 3, 2016), the other two losses came by just one point.

The Wildcats are 54-3 all-time as the AP No. 1 team in Rupp Arena since its opening in 1976. The first loss was to Auburn, 53-52, on Jan. 9, 1988.

Coach Cal in Rupp Arena

It's been downright difficult to beat Kentucky in Rupp Arena during the John Calipari era. UK is 220-21 (91.3%) in Rupp Arena under Calipari.

- Kentucky is 25-7 (78.1%) vs. Associated Press Top 25 opponents in Rupp in the Calipari era
- UK is 195-14 (93.3%) vs. AP unranked teams in Rupp under Calipari
- The Wildcats are 111-7 (94.1%) at home vs. nonconference foes under Calipari
- Calipari notched his 100th career win in Rupp Arena as Kentucky's coach with the Wildcats' 110-75 rout of Auburn on Feb. 21, 2014. It took Calipari 104 games to reach the century mark, the fastest of any UK coach

Cal Passes Hall for Rupp Record

With a 101-70 victory over Cleveland State on Nov. 23, 2016, John Calipari passed former UK head coach Joe B. Hall for most wins in Rupp Arena. Calipari currently has 220 wins inside the historic venue. Hall won 122.

2022-23 Opponent Breakdown

Howard (Nov. 7)

All-time games in Rupp Arena: 1
UK record in Rupp vs. HU: 1-0
Last time in Rupp Arena: UK, 95-63 (11/7/22)

Duquesne (Nov. 11)

All-time games in Rupp Arena: 3
UK record in Rupp vs. DU: 3-0
Last time in Rupp Arena: UK, 77-52 (11/11/22)

South Carolina State (Nov. 17)

All-time games in Rupp Arena: 1
UK record in Rupp vs. SCSU: 1-0
Last time in Rupp Arena: UK, 106-63 (11/17/22)

North Florida (Nov. 23)

All-time games in Rupp Arena: 2
UK record in Rupp vs. UNF: 2-0
Last time in Rupp Arena: UK, 96-56 (11/23/22)

Bellarmine (Nov. 29)

All-time games in Rupp Arena: 1
UK record in Rupp vs. BU: 1-0
Last time in Rupp Arena: UK, 60-41 (11/29/22)

Yale (Dec. 10)

All-time games in Rupp Arena: 1
UK record in Rupp vs. YU: 1-0
Last time in Rupp Arena: UK, 69-59 (12/10/22)

Florida A&M (Dec. 21)

All-time games in Rupp Arena: 1
UK record in Rupp vs. FAMU: 1-0
Last time in Rupp Arena: UK, 88-68 (12/21/22)

Louisville (Dec. 31)

All-time games in Rupp Arena: 21
UK record in Rupp vs. UL: 17-4
Last time in Rupp Arena: UK, 86-63 (12/31/22)

LSU (Jan. 3)

All-time games in Rupp Arena: 35
UK record in Rupp vs. LSU: 29-6
Last time in Rupp Arena: UK, 74-71 (1/3/23)

South Carolina (Jan. 10)

All-time games in Rupp Arena: 29
UK record in Rupp vs. USC: 26-3
Last time in Rupp Arena: USC, 71-68 (1/10/23)

Georgia (Jan. 17)

All-time games in Rupp Arena: 43
UK record in Rupp vs. UGA: 39-4
Last time in Rupp Arena: UK, 85-71 (1/17/23)

Texas A&M (Jan. 21)

All-time games in Rupp Arena: 7
UK record in Rupp vs. TAMU: 5-2
Last time in Rupp Arena: UK, 76-67 (1/21/23)

Kansas (Jan. 28)

All-time games in Rupp Arena: 8
UK record in Rupp vs. KU: 5-3
Last time in Rupp Arena: KU, 77-68 (1/28/23)

Florida (Feb. 4)

All-time games in Rupp Arena: 47
UK record in Rupp vs. UF: 38-9
Last time in Rupp Arena: UK, 72-67 (2/4/23)

Arkansas (Feb. 7)

All-time games in Rupp Arena: 18
UK record in Rupp vs. UA: 13-5
Last time in Rupp Arena: UA, 88-73 (2/7/23)

Tennessee (Feb. 18)

All-time games in Rupp Arena: 47
UK record in Rupp vs. UT: 40-7
Last time in Rupp Arena: UK, 66-54 (2/18/23)

Auburn (Feb. 25)

All-time games in Rupp Arena: 33
UK record in Rupp vs. AU: 31-2
Last time in Rupp Arena: UK, 86-54 (2/25/23)

Vanderbilt (March 1)

All-time games in Rupp Arena: 45
UK record in Rupp vs. VU: 42-3
Last time in Rupp Arena: VU, 68-66 (3/1/23)



COACH CALIPARI

Calipari Reaches 800 Career Victories in 2021-22

With Kentucky's overtime win over Mississippi State on Jan. 25, 2022, John Calipari reached 800 on-court wins. At the time he was one of just 22 coaches, regardless of NCAA level of classification, to reach that barrier. Only 14 coaches have done it with at least 10 seasons at the Division I level.

Calipari became the fourth-fastest coach to 800 on-court wins ever at 1,037 games. Only Adolph Rupp (972 games), Roy Williams (1,012 games) and Dean Smith (1,029 games) did it faster. At Kentucky, Calipari owns the second-most wins in program history, trailing only the legendary Adolph Rupp, who led the Wildcats for 41 seasons and spanned 1,066 games.

Although Calipari is still climbing the charts, he is doing it nearly as fast as anyone else in NCAA history. When he and Kentucky defeated Ole Miss on March 5, 2019, Calipari became the fourth-fastest coach to 300 wins (369 games) at one program in NCAA history. Only Bill Self (358 games at Kansas), Claire Bee (359 games at Long Island) and Rupp (366 at UK) got there faster.

Coaching On-Court Win Totals at the Division I Level through the 2023-23 season:

1. Mike Krzyzewski - 1,202

7. Adolph Rupp - 876

8. Bob Huggins - 863 (active)

9. Rick Pitino - 834 (active)

10. John Calipari - 832 (active)

11. Cliff Ellis - 830 (active)

Calipari Ahead of the Pack at Kentucky

Through 14 seasons at Kentucky, John Calipari's time in Lexington has been every bit as successful -- and more -- as fans hoped it would when he agreed to become the head coach at Kentucky in the spring of 2009.

By just about every measure, he is the most successful coach in college basketball during the last decade-plus. Among schools who have been to at least two Final Fours since 2009-10, Calipari ranks:

- First in NCAA Tournament wins (32)
- First in Final Four appearances (four)
- First in Elite Eight appearances (seven)
- First in Sweet Sixteen appearances (eight)
- Second in league tournament titles (six)
- Third in regular-season conference titles (six)
- Third in NCAA titles (one)

First-Ballot Hall of Famer

Kentucky men's basketball coach John Calipari joined basketball's fraternity of legends in September 2015 after being elected to the Naismith Memorial Basketball Hall of Fame on the first ballot.

Calipari joined an elite group of basketball players and coaches in the Naismith Hall of Fame, considered to be one of the ultimate honors in the sport. The Class of 2015 included Calipari, Dick Bevetta, Wildcat Louie Dampier, Lindsay Gaze, Tom Heinsohn, John Isaacs, Spencer Haywood, Lisa Leslie, Dikembe Mutombo, George Raveling and JoJo White.

Calipari was inducted in Springfield, Massachusetts. Nearly 70 former players joined him on stage during his acceptance speech.

Calipari Receives Jefferson Award

Kentucky men's basketball head coach John Calipari received the Jefferson Award for Outstanding Public Service in Sports by Multiplying Good on Nov. 2, 2022. For more than 50 years, Multiplying Good has honored those who put others first. Those receiving the Jefferson Award are empowered to do more, while their stories of extraordinary public service inspire others to action. It is an award that underscores impact.

- Founded over 50 years ago by Jackie Kennedy Onassis, Sen. Bob Taft Jr., and Sam Beard, Multiplying Good is the world's most foremost and highly celebrated organization focused on and honoring public service
- Other recipients of the Jefferson Award include Arthur Ashe, Tom Brokaw, Larry Fitzgerald, Betty Ford, John Glenn, Bob Hope, Steve Jobs, Shaquille O'Neal, General Colin Powell, John D. Rockefeller and Oprah Winfrey
- Calipari is the first men's college basketball coach to receive the honor

Coach Cal Immortalized at UMass, Clarion, Conference USA

John Calipari's Hall of Fame rise began at UMass, and the school honored his program's breakthrough in the 1990s by unveiling a statue of Calipari on the Amherst campus in September 2021. Calipari was one of four icons synonymous with UMass basketball to earn the honor. Calipari's statue was unveiled next to Marcus Camby, Julius Erving and the late Jack Leaman outside the Mullins Center.

At UMass, Calipari led the Minutemen to a 193-71 on-court record in his eight seasons as head coach from 1989-96. His .731 career winning percentage remains the best in school history, and he ranks second all-time at UMass in victories with 193. Calipari led UMass to five straight NCAA Tournament appearances from 1992 to 1996 after UMass had gone to the NAAs only once in the first 81 years of the program. His Minutemen made the Atlantic 10's first and only Final Four appearance during the 1996 season, during which they went 35-2

overall and spent 10 weeks ranked No. 1 in the nation. Following the 1996 season, Calipari was named National Coach of the Year by the National Association of Basketball Coaches, The Sporting News and Naismith.

Not only did John Calipari have a statue erected in his honor, the court at Clarion -- Calipari's alma mater -- is now named after the Hall of Famer. The court in Tiffin Gymnasium was officially renamed the John V. Calipari Court in September 2021 and will be known as Coach Cal Court.

Like many coaches, Calipari began his career in basketball on the court as a player. He he was a star high school basketball player at Moon High School in Western Pennsylvania under another Clarion graduate Joe Sacco. Calipari started his college playing career at UNC Wilmington before transferring to Clarion in 1981, helping the Golden Eagles reach their first NCAA Division II Tournament in program history that year.

In the summer of 2022, Calipari was enshrined into the Conference USA Hall of Fame. Calipari is being honored by the league for his impressive tenure as head men's basketball coach at the University of Memphis, where he coached from the 2000-01 season through 2008-09. Calipari led the Tigers to the 2008 NCAA title game, including 38 wins that season, making him the winningest coach for a single season in NCAA history. As a result, he earned his second Naismith National Coach of the Year honor, becoming only the second coach to earn the honor multiple times since its inception in 1987. He was also C-USA Coach of the Year that season.

Calipari, the 2009 Sports Illustrated National Coach of the Year, led the Tigers to nine straight 20-win campaigns and nine consecutive postseason appearances, the only Memphis coach to do that. He posted 252 on-court wins -- 28.0 wins per season -- as the Tigers' head coach, making him the winningest coach in school history. From 2006-08, the Tigers won 104 games, making Calipari the winningest head coach in NCAA Division I history in a three-year span.

Calipari Named Coach of the Decade

Underscored by more victories than any other coach or program in his first 10 seasons at the helm at Kentucky, more Final Four appearances, a record number of NBA Draft picks, and the 2012 national championship, John Calipari was named the College Basketball Coach of the Decade by Sporting News in January 2020.

In a piece penned by national writer Mike DeCourcy, Sporting News credited Calipari for changing the college basketball landscape. Detailing Calipari's success -- what DeCourcy described as a "college basketball revolution" -- DeCourcy wrote that "no one defined the 2010s in the same way as Calipari ... nor achieved the same degree of consistent success."

In an era where kids can enter the NBA Draft at 19 years old, Calipari masterfully balances the priority of players' long-term professional dreams with individual and team development, leading to on-court success that no other team has matched.

Calipari Unrivaled in Conference

John Calipari has won 16 league regular-season championships (including six Southeastern Conference titles) seven more than the next-closest coach in the SEC (Bruce Pearl has nine). Calipari has won six SEC Tournament championships at Kentucky and owns 15 conference tournament titles in his career, 10 more than his closest competitor (Nate Oats).

Calipari has tallied a 393-126 (75.7%) all-time record within conference play as a head coach and owns a 185-60 (75.4%) record since joining the SEC.

Although he's been publicly outspoken against conference tournaments -- only because he doesn't favor playing three or more games on consecutive days to win the tournament -- his teams have gotten up for them. Calipari's teams at UMass, Memphis and Kentucky have been to 19 conference championship games in his career, winning a remarkable 15 of them. Calipari is 58-15 (79.5%) all-time in conference tournaments, including 24-7 (77.4%) at UK. Calipari ranks third in SEC Tournament wins.

There's No Place Like Home

John Calipari-coached teams have posted an all-time record of 459-53 (89.6%) record at home in his stops at UMass, Memphis and Kentucky. At UK, Coach Cal is 220-21 (91.3%) in Rupp Arena.

In six of Calipari's seasons at Kentucky, the Wildcats have posted an undefeated record at home, including a school-record 19-0 mark during the 2014-15 season.

Calipari owns both of UK's longest winning streaks in the arena. He began his career at UK with a 54-game winning streak at Rupp Arena. It was the longest winning streak since the arena opened in 1976. With a win over Georgia on Feb. 9, 2016, he secured the second-longest streak in the storied building at 34 games (which ended at 42).

	Coach	Streak (Yrs)
1.	John Calipari	54 (2010-13)
2.	John Calipari	42 (2014-17)
3.	Rick Pitino	33 (1992-94)
4.	Joe B. Hall	30 (1981-82)
5.	John Calipari	28 (2021-23)

Life Away From Home Isn't So Bad Either

As good as John Calipari's team's have been at home, they're pretty good in hostile environments on the road. Dating back to the 2005-06 season, Calipari has recorded a 124-62 (66.7%) record on the road. At neutral-site venues, Kentucky is 83-33 (71.6%) under Calipari.



COACH CALIPARI

Wooden (95.2%) and is ahead of Krzyzewski (85.8%)

- Calipari is 6-4 vs. the AP top-ranked team in the land, including 3-2 at UK after defeating Michigan State in 2019-20
- According to ESPN, his 60.0% winning percentage against AP top-ranked teams is the best for any head coach

Dream Maker

As someone who prides himself on helping young men reach their dreams, John Calipari has helped 56 players earn selection in the NBA Draft during his college coaching career, including 45 in his first 13 seasons at UK, more than any other coach.

- Four No. 1 overall selections (Derrick Rose, John Wall, Anthony Davis and Karl-Anthony Towns) during the nine drafts from 2008 to 2016. No other coach has more than three No. 1 picks
- In 2010, five of his UK players were selected in the first round for the first time in NBA history
- His six players in the 2012 and 2015 NBA drafts are the most in the two-round era
- Churned out 45 NBA Draft picks, 34 first-rounders, three No. 1 selections, seven top-five picks and 22 lottery picks at Kentucky
- Of the 66 full-time scholarship players who have finished their college careers at Kentucky under Calipari (did not transfer or leave the program early), 45 have been selected in the NBA Draft, a 68.2% success rate. Another eight of those made the NBA. This does not include the late Terrence Clarke
- Of the 32 players at UK who have declared for the NBA Draft at the conclusion of their freshman seasons, 29 have been first-round picks. All previous players have played game in the NBA. He is 33 for 36 when including his players from Memphis. This does not include the late Terrence Clarke
- Only coach to produce the top two picks in the same draft (2012, Davis and Michael Kidd-Gilchrist)
- Produced a top-10 pick in 12 straight drafts from 2008-19, the only school to do so during that time period
- Ten of his former players have been named NBA All-Stars (32 total and all since 2010), seven have been tabbed All-NBA (13 times), three were named NBA Rookie of the Year, and 15 players from Calipari's first 12 teams at UK have made the NBA All-Rookie teams. Rose was named NBA MVP in 2011 and Davis won NBA All-Star MVP honors in 2017
- He is the only coach in history to have a former player win each of the following awards: NBA Rookie of the Year, NBA Sixth Man of the Year, NBA Most Improved Player of the Year and MVP

The Success Rate

John Calipari has graduated 100% of the players (29 of 29) who have been eligible to receive their diploma by the end of their senior years and exhausted their athletic eligibility. Of that group, Brad Calipari, current Wildcat Brennan Canada, Zan Payne, Patrick Patterson, Jarrod Polson and Alex Poythress completed their degrees in three years.

In the NCAA's Academic Progress Rate, which measures eligibility, retention and graduation, Kentucky has posted a single-year Academic Progress Rate of 977 or higher in every season under Calipari, including a perfect 1,000 in six of the last seven single-year reports (numbers were not released last year due to the COVID-19 pandemic).

UK's four-year composite score in the most recent report, which was released in May 2020, was a 994 out of 1,000, earning the team an NCAA academic award for the sixth year in a row for finishing in the top 10% of Division I men's basketball programs.

Developing Talent

John Calipari hasn't just signed the best talent in the country while he's been at Kentucky; he's been the best at developing that talent and getting it ready for the next level.

Of the 43 top-25 Rivals.com players Kentucky has signed who did not transfer or leave the program early (and aren't still actively playing at UK), 37 were drafted and 29 were selected in the first round. This note does not include the late Terrence Clarke. But that's only half the story. Calipari's players don't just make it to the pros, they're better prepared than anyone else. The proof is in the numbers.

Entering the 2022-23 NBA season, Calipari's NBA pros had amassed more than \$3.5 billion in career NBA contracts, which doesn't include endorsement deals and overseas contracts. Of his UK players in the NBA, they have more than \$3 billion in career contracts.

There's more: Of UK's 22 lottery picks in the Calipari era, 20 have earned second contracts in the NBA with 12 of them cashing in on max contracts. The two who haven't earned second contracts, have been drafted in the last four years and are still on their rookie deal. Since Calipari's first draft class, 33 lottery selections have earned max contracts in the NBA. Twelve of those players are Kentucky alums. Duke (four), UConn (two), Georgetown (two) and Kansas (two) are the only other programs to have multiple lottery selections earn a max contract.

Double-Digit Win Streaks

John Calipari's teams have posted 19 streaks of 10 or more wins at Kentucky, Memphis and UMass, including six at UK. They have won 15 or more straight games nine times, 20 or more six times, 25 or more five times, and 30 or more once. Of course, the most famous streak was the 38-0 start during the 2014-15 season.

1. 38 Kentucky, 2014-15	6. 24 Kentucky, 2011-12	T10. 14 UMass, 1991-92	T16. 10 Kentucky, 2018-19
2. 27 Memphis, 2008-09	7. 19 Kentucky, 2009-10	T12. 12 Memphis, 2007-08	T16. 10 Kentucky, 2010-11
T3. 26 Memphis, 2007-08	8. 16 UMass, 1994-95	T12. 12 Memphis, 2002-03	T16. 10 Memphis, 2001-02
T3. 26 UMass, 1995-96	9. 15 Memphis, 2005-06	T12. 12 UMass, 1992-93T	16. 10 UMass, 1993-94
5. 25 Memphis, 2006-07	T10. 14 Kentucky, 2016-17	15. 11 Memphis, 2003-04	

Calipari Nearly Perfect vs. Former Assistants

John Calipari has made it known that he doesn't enjoy coaching against friends. That hasn't stopped him from winning anyway. Calipari is 19-1 all-time when coaching against former assistants with a win over Kenny Payne and Louisville on Dec. 31, 2022 in his most recent matchup. He suffered his first and only loss to a former assistant against former Memphis assistant Josh Pastner on Dec. 6, 2020.

- Orlando Antigua - 1-0
- Derek Kellogg - 1-0
- Steve Roccaforte - 2-0
- Tony Barbee - 9-0
- Chuck Martin - 2-0
- Kenny Payne - 1-0
- Bruiser Flint - 2-0
- Josh Pastner - 1-1

Recruiting Trail

The Wildcats have signed more top-25 players under John Calipari's than any other school. Nearly a quarter of all Rivals' top-10 prospects over the past 15 classes have signed with Coach Cal and the Cats. The following list is freshman signees only.

PLAYER (YEAR)	ESPN	RIVALS	247	MCD	JB
Aaron Bradshaw ('23)	4	5	4	Y	Y
Robert Dillingham ('23)	11	7	9	Y	Y
Justin Edwards ('23)	1	4	2	Y	Y
Reed Sheppard ('23)	21	22	30	Y	Y
D.J. Wagner ('23)	2	3	3	Y	Y
Chris Livingston ('22)	12	11	12	Y	Y
Ugonna Onyenso ('22)	35*	35	39		
Adou Thiero ('22)	NR	NR	165		
Cason Wallace ('22)	20	8	8	Y	Y
Daimion Collins ('21)	19	18	13	Y	Y
Bryce Hopkins ('21)	33	38	43	Y	
Shaedon Sharpe ('21)	1*	1*	1*		
TyTy Washington Jr. ('21)	14	14	19	Y	Y
Devin Askew ('20)	26	33	37	Y	Y
Brandon Boston Jr. ('20)	7	5	6	Y	Y
Terrence Clarke ('20)	10	8	10	Y	Y
Cam/Ron Fletcher ('20)	61	49	80		
Isaiah Jackson ('20)	34	28	34	Y	
Lance Ware ('20)	46	36	43		
Kareem Watkins ('20)	NR@	NR@	NR@		
Dontaie Allen ('19)	NR	68	98		
Keion Brooks Jr. ('19)	36	29	14	Y	
Brennan Canada ('19)	NR@	NR@	NR@		
Johanny Juzang ('19)	30	34	31		
Tyrese Maxey ('19)	13	10	10	Y	Y
Kahlil Whitney ('19)	12	14	11	Y	Y
Ashton Hagans ('18)	20	13	12		
Tyler Herro ('18)	30	36	38	Y	Y
Keldon Johnson ('18)	7	15	18	Y	Y
EJ Montgomery ('18)	14	11	6	Y	Y
Zan Payne ('18)	NR	NR	NR		
Immanuel Quickley ('18)	25	22	19	Y	
Jemal Baker Jr. ('17)	66	82	90		
Hamidou Diallo ('17)	11*	10*	11		
Shai Gilgeous-Alexander ('17)	35	34	20		
Quade Green ('17)	24	22	33	Y	Y
Kevin Knox ('17)	10	10	18	Y	Y
Nick Richards ('17)	17	17	15	Y	Y
Jarred Vanderbilt ('17)	19	14	12	Y	Y
PJ Washington ('17)	12	15	9	Y	Y
Bam Adebayo ('16)	5	7	12	Y	Y
Brad Calipari ('16)	NR	NR	NR		
De'Aaron Fox ('16)	6	6	6	Y	Y
Wenyen Gabriel ('16)	14	13	14	Y	Y
Sacha Killeya-Jones ('16)	24	24	25	Y	Y
Malik Monk ('16)	9	9	10	Y	Y
Tai Wynyard ('16)	NR	NR	NR		
Isaiah Briscoe ('15)	13	10	16	Y	Y
Jonny David ('15)	NR@	NR@	NR@		
Isaac Humphries ('15)	49	NR^	62		
Skal Labissiere ('15)	2	1	2	Y	
Charles Matthews ('15)	42	48	74	Y	
Jamal Murray ('15)	NA*	9	10		
Devin Booker ('14)	18	29	22	Y	Y
Trey Lyles ('14)	6	13	17	Y	Y
Karl-Anthony Towns ('14)	9	5	2	Y	Y
Tyler Ulis ('14)	25	21	20	Y	Y
EJ Floreal ('13)	NR@	NR@	NR@		
Aaron Harrison ('13)	9	7	5	Y	Y
Andrew Harrison ('13)	5	5	3	Y	Y
Dominique Hawkins ('13)	NR	NR	151		
Dakari Johnson ('13)	7	9	8	Y	Y
Marcus Lee ('13)	25	19	14	Y	Y
Julius Randle ('13)	3	2	2	Y	Y
Derek Willis ('13)	NR	115	58		
James Young ('13)	8	11	10	Y	Y
Archie Goodwin ('12)	15	14	18	Y	Y
Willie Cauley-Stein ('12)	40	40	47		
Nerlens Noel ('12)	1	2	1	Y	
Alex Poythress ('12)	13	8	7	Y	Y
Anthony Davis ('11)	1	2	1	Y	Y
Michael Kidd-Gilchrist ('11)	4	3	2	Y	Y
Sam Malone ('11)	NR@	NR@	NR@		
Brian Long ('11)	NR@	NR@	NR@		
Marquis Teague ('11)	8	5	6	Y	Y
Kyle Wiltjer ('11)	19	22	21	Y	Y
Terrence Jones ('10)	9	13	8*	Y	Y
Enes Kanter ('10)	25	3	3*		
Brandon Knight ('10)	4	6	6*	Y	Y
Doron Lamb ('10)	29	21	28*	Y	Y
Jarrod Polson ('10)	NR@	NR@	NR*@		
Stacey Poole, Jr. ('10)	51	33	67*		
Eric Bledsoe ('09)	NR	23	37*		
DeMarcus Cousins ('09)	4	2	3*	Y	Y
Jon Hood ('09)	92	40	46*		
Daniel Orton ('09)	13	22	17*	Y	
John Wall ('09)	5	1	2*	Y	

Top-10 Players	27	31	31		
Top-25 Players	54	56	55		
Top-50 Players	67	71	68		
McDonald's All-Americans				44	
Jordan Brand Classic All-Americans					53

* Scout.com ranking | ~ final ranking in the 2023, 2022, 2017 classes before early enrollment | ^ reclassified after final rankings were released @ originally joined team as walk-on



COACH CALIPARI

UK vs. AP Ranked Foes Under Cal

Record: 69-49 (.585)

vs. No. 15 Kansas State	March 19, 2023	L, 75-69	vs. No. 11 FLORIDA	March 9, 2013	W, 61-57
vs. No. 10 TENNESSEE	Feb. 18, 2023	W, 66-54	at No. 7 Florida	Feb. 12, 2013	L, 69-52
vs. No. 9 KANSAS	Jan. 28, 2023	L, 77-68	at No. 16 Ole Miss	Jan. 29, 2013	W, 87-74
at No. 5 Tennessee	Jan. 14, 2023	W, 63-56	at No. 4 Louisville	Dec. 29, 2012	L, 80-77
at No. 7 Alabama	Jan. 7, 2023	L, 78-52	vs. No. 9 Duke (Atlanta)	Nov. 13, 2012	L, 75-68
vs. No. 16 UCLA (New York)	Dec. 17, 2022	L, 63-53	vs. No. 6 Kansas (NCAAT)	April 2, 2012	W, 67-59
at No. 2 Gonzaga	Nov. 20, 2022	L, 88-72	vs. No. 17 Louisville (NCAAT)	March 31, 2012	W, 69-61
vs. No. 9 Tennessee (SECT)	March 12, 2022	L, 69-62	vs. No. 9 Baylor (NCAAT)	March 25, 2012	W, 82-70
at No. 18 Arkansas	Feb. 26, 2022	L, 75-73	vs. No. 16 Indiana (NCAAT)	March 23, 2012	W, 87-71
vs. No. 25 ALABAMA	Feb. 19, 2022	W, 90-81	vs. No. 22 Florida (SECT)	March 10, 2012	W, 74-71
at No. 16 Tennessee	Feb. 15, 2022	L, 76-63	at No. 16 Florida	March 4, 2012	W, 74-59
at No. 5 Kansas	Jan. 29, 2022	W, 80-62	vs. No. 8 FLORIDA	Feb. 7, 2012	W, 78-58
at No. 2 Auburn	Jan. 22, 2022	L, 80-71	vs. No. 4 LOUISVILLE	Dec. 31, 2011	W, 69-62
vs. No. 22 TENNESSEE	Jan. 15, 2022	W, 107-79	vs. No. 5 NORTH CAROLINA	Dec. 3, 2011	W, 73-72
at No. 21 LSU	Jan. 4, 2022	L, 65-60	vs. No. 12 Kansas (New York)	Nov. 15, 2011	W, 75-65
vs. No. 9 Duke	Nov. 9, 2021	L, 79-71	vs. No. 9 UConn (NCAAT)	April 2, 2011	L, 56-55
at No. 19 Tennessee	Feb. 20, 2021	W, 70-55	vs. No. 7 N. Carolina (NCAAT)	March 27, 2011	W, 76-69
vs. No. 11 TENNESSEE	Feb. 6, 2021	L, 82-71	vs. No. 1 Ohio State (NCAAT)	March 25, 2011	W, 62-60
at No. 17 Missouri	Feb. 3, 2021	L, 75-70	vs. No. 22 W. Virginia (NCAAT)	March 19, 2011	W, 71-63
at No. 9 Alabama	Jan. 26, 2021	L, 70-59	vs. No. 12 Florida (SECT)	March 13, 2011	W, 70-54
vs. No. 22 N. Carolina (Cleveland)	Dec. 19, 2020	L, 75-63	vs. No. 21 VANDERBILT	March 1, 2011	W, 68-66
vs. No. 7 Kansas (Indianapolis)	Dec. 1, 2020	L, 65-62	vs. No. 13 FLORIDA	Feb. 26, 2011	W, 76-68
vs. No. 15 AUBURN	Feb. 29, 2020	W, 73-66	at No. 21 Vanderbilt	Feb. 12, 2011	L, 81-77
at No. 17 Auburn	Feb. 1, 2020	L, 75-66	at No. 22 Louisville	Dec. 31, 2010	W, 78-63
at No. 18 Texas Tech	Jan. 25, 2020	W, 78-76 ^{OT}	vs. No. 23 Notre Dame (Louisville)	Dec. 8, 2010	W, 72-58
vs. No. 3 LOUISVILLE	Dec. 28, 2019	W, 78-70 ^{OT}	vs. No. 13 Washington (Maui)	Nov. 23, 2010	W, 74-67
vs. No. 5 Ohio State (Las Vegas)	Dec. 21, 2019	L, 71-65	vs. No. 6 West Virginia (NCAAT)	March 27, 2010	L, 73-66
vs. No. 1 Mich. State (New York)	Nov. 5, 2019	W, 69-62	vs. No. 15 Tennessee (SECT)	March 13, 2010	W, 74-45
vs. No. 14 Auburn (NCAAT)	March 31, 2019	L, 77-71 ^{OT}	at No. 19 Tennessee	Feb. 27, 2010	L, 74-65
vs. No. 11 Houston (NCAAT)	March 29, 2019	W, 62-58	at No. 17 Vanderbilt	Feb. 20, 2010	W, 58-56
vs. No. 19 Wofford (NCAAT)	March 23, 2019	W, 62-56	vs. No. 12 TENNESSEE	Feb. 13, 2010	W, 73-62
vs. No. 8 Tennessee (SECT)	March 16, 2019	L, 82-78	vs. No. 25 OLE MISS	Feb. 2, 2010	W, 85-75
at No. 7 Tennessee	March 2, 2019	L, 71-52	vs. No. 21 VANDERBILT	Jan. 30, 2010	W, 85-72
vs. No. 1 TENNESSEE	Feb. 16, 2019	W, 86-69	vs. No. 14 UConn (New York)	Dec. 9, 2009	W, 64-61
vs. No. 19 LSU	Feb. 13, 2019	L, 73-71	vs. No. 10 NORTH CAROLINA	Dec. 5, 2009	W, 68-66
vs. No. 9 KANSAS	Jan. 26, 2019	W, 71-63			
vs. No. 22 MISSISSIPPI STATE	Jan. 22, 2019	W, 76-55			
at No. 14 Auburn	Jan. 19, 2019	W, 82-80			
vs. No. 9 N. Carolina (Chicago)	Dec. 22, 2018	W, 80-72			
vs. No. 4 Duke (Indianapolis)	Nov. 6, 2018	L, 118-84			
vs. No. 13 Tennessee (SECT)	March 11, 2018	W, 77-72			
at No. 10 Auburn	Feb. 14, 2018	L, 76-66			
vs. No. 15 TENNESSEE	Feb. 6, 2018	L, 61-59			
at No. 7 West Virginia	Jan. 27, 2018	W, 83-76			
at No. 23 Tennessee	Jan. 6, 2018	L, 76-65			
vs. No. 4 Kansas (Chicago)	Nov. 14, 2017	L, 65-61			
vs. No. 6 N. Carolina (NCAAT)	March 26, 2017	L, 75-73			
vs. No. 8 UCLA (NCAAT)	March 24, 2017	W, 86-75			
vs. No. 19 Wichita State (NCAAT)	March 19, 2017	W, 65-62			
vs. No. 13 FLORIDA	Feb. 25, 2017	W, 76-66			
at No. 24 Florida	Feb. 4, 2017	L, 88-66			
vs. No. 2 KANSAS	Jan. 28, 2017	L, 79-73			
vs. No. 24 SOUTH CAROLINA	Jan. 21, 2017	W, 85-69			
at No. 10 Louisville	Dec. 21, 2016	L, 73-70			
vs. No. 7 N. Carolina (Las Vegas)	Dec. 17, 2016	W, 103-100			
vs. No. 11 UCLA	Dec. 3, 2016	L, 97-92			
vs. No. 13 Mich. State (New York)	Nov. 15, 2016	W, 69-48			
vs. No. 14 Indiana (NCAAT)	March 19, 2016	L, 73-67			
vs. No. 17 Texas A&M (SECT)	March 13, 2016	W, 82-77			
at No. 4 Kansas	Jan. 30, 2016	L, 90-84			
vs. No. 16 LOUISVILLE	Dec. 27, 2015	W, 75-73			
vs. No. 5 Duke (Chicago)	Nov. 17, 2015	W, 74-63			
vs. No. 3 Wisconsin (NCAAT)	April 4, 2015	L, 71-64			
vs. No. 8 Notre Dame (NCAAT)	March 28, 2015	W, 68-66			
vs. No. 20 W. Virginia (NCAAT)	March 26, 2015	W, 78-39			
vs. No. 21 Arkansas (SECT)	March 15, 2015	W, 78-63			
vs. No. 18 ARKANSAS	Feb. 28, 2015	W, 84-67			
at No. 4 Louisville	Dec. 27, 2014	W, 58-50			
vs. No. 21 NORTH CAROLINA	Dec. 13, 2014	W, 84-70			
vs. No. 6 TEXAS	Dec. 5, 2014	W, 63-51			
vs. No. 5 Kansas (Indianapolis)	Nov. 18, 2014	W, 72-40			
vs. No. 18 UConn (NCAAT)	April 7, 2014	L, 60-54			
vs. No. 12 Wisconsin (NCAAT)	April 5, 2014	W, 74-73			
vs. No. 7 Michigan (NCAAT)	March 30, 2014	W, 75-72			
vs. No. 5 Louisville (NCAAT)	March 28, 2014	W, 74-69			
vs. No. 2 Wichita State (NCAAT)	March 23, 2014	W, 78-76			
vs. No. 1 Florida (SECT)	March 16, 2014	L, 61-60			
at No. 1 Florida	March 8, 2014	L, 84-65			
vs. No. 3 FLORIDA	Feb. 15, 2014	L, 69-59			
vs. No. 4 LOUISVILLE	Dec. 28, 2013	W, 73-66			
at No. 18 North Carolina	Dec. 14, 2013	L, 82-77			
vs. No. 20 Baylor (Dallas)	Dec. 6, 2013	L, 67-62			
vs. No. 2 Mich. State (Chicago)	Nov. 12, 2013	L, 78-74			

Calipari's Record at Kentucky ...

vs. No. 1	3-2	vs. Top 25	69-49
vs. Top 3	5-8	Home	25-7
vs. Top 5	14-13	Away	11-21
vs. Top 10	28-28	Neutral	33-21
vs. Top 15	43-34	SEC Tourney	6-3
vs. Top 20	56-44	NCAA Tourney	17-8

#LaFamilia NBA Awards

NBA Player of the Year		NBA All-Star Team	
Derrick Rose	2011	Bam Adebayo	2023
		De'Aaron Fox	2023
NBA Rookie of the Year		Shai Gilgeous-Alexander	2023
Karl-Anthony Towns	2016	Julius Randle	2023
Tyreke Evans	2010	Devin Booker	2022
Derrick Rose	2009	Karl-Anthony Towns	2022
		Devin Booker	2021
NBA Defensive Player of the Year		Anthony Davis	2021
Marcus Camby	2007	Julius Randle	2021
		Bam Adebayo	2020
NBA Most Improved Player of the Year		Devin Booker	2020
Julius Randle	2021	Anthony Davis	2020
		Anthony Davis	2019
NBA Sixth Man of the Year		Karl-Anthony Towns	2019
Tyler Herro	2022	DeMarcus Cousins	2018
		Anthony Davis	2018
NBA Cares Community Assist Award		Karl-Anthony Towns	2018
Devin Booker	2021	John Wall	2018
D. Cousins (offseason)	2017	DeMarcus Cousins	2017
John Wall	2016	Anthony Davis	2017
		DeMarcus Cousins	2016
All-NBA Team		John Wall	2016
Devin Booker (1st)	2022	DeMarcus Cousins	2015
Karl-Anthony Towns (3rd)	2022	Anthony Davis	2015
Julius Randle (2nd)	2021	John Wall	2015
Anthony Davis (1st)	2020	Anthony Davis	2014
Anthony Davis (1st)	2018	John Wall	2014
Karl-Anthony Towns (3rd)	2018	Derrick Rose	2012
Anthony Davis (1st)	2017	Derrick Rose	2011
John Wall (3rd)	2017	Derrick Rose	2010
DeMarcus Cousins (2nd)	2016		
Anthony Davis (1st)	2015	All-Star Game MVP	
DeMarcus Cousins (2nd)	2015	Anthony Davis	2017
Derrick Rose (1st)	2012		
Derrick Rose (1st)	2011	Rising Stars Challenge MVP	
		Jamal Murray	2017
All-NBA Rookie Team		John Wall	2011
Immanuel Quickley (2nd)	2021	Tyreke Evans	2010
Tyler Herro (2nd)	2020		
PJ Washington (2nd)	2020	Slam Dunk Contest Winner	
S. Gilgeous-Alexander (2nd)	2019	Hamidou Diallo	2019
Jamal Murray (2nd)	2017	John Wall	2014
Karl-Anthony Towns (1st)	2016		
Devin Booker (1st)	2016	3-Point Contest Winner	
Willie Cauley-Stein (2nd)	2016	Karl-Anthony Towns	2022
Nerlens Noel (1st)	2015	Devin Booker	2018
Anthony Davis (1st)	2013		
M. Kidd-Gilchrist (2nd)	2013	Skills Challenge Winner	
Brandon Knight (1st)	2012	Bam Adebayo	2020
DeMarcus Cousins (1st)	2011	Karl-Anthony Towns	2016
John Wall (1st)	2011	Derrick Rose	2009
Eric Bledsoe (2nd)	2011		
Tyreke Evans (1st)	2010		
Derrick Rose (1st)	2010		
Marcus Camby (1st)	1997		
		All-NBA Defensive Team	
Bam Adebayo (2nd)	2022	Bam Adebayo (2nd)	2021
Bam Adebayo (2nd)	2021	Bam Adebayo (2nd)	2020
Bam Adebayo (2nd)	2020	Anthony Davis (1st)	2020
Anthony Davis (1st)	2020	Eric Bledsoe (2nd)	2020
Eric Bledsoe (2nd)	2020	Eric Bledsoe (1st)	2019
Eric Bledsoe (1st)	2019	Anthony Davis (1st)	2018
Anthony Davis (1st)	2018	Anthony Davis (2nd)	2017
Anthony Davis (2nd)	2017	Anthony Davis (2nd)	2015
Anthony Davis (2nd)	2015	John Wall (2nd)	2015
Marcus Camby (1st)	2008	Marcus Camby (1st)	2007
Marcus Camby (1st)	2007	Marcus Camby (2nd)	2006
Marcus Camby (2nd)	2006	Marcus Camby (2nd)	2005



COACH CALIPARI

A “players-first” coach with a penchant for helping people reach their dreams, John Calipari, a Naismith Memorial Basketball Hall of Famer, has guided six teams to the Final Four, led one to a national championship and helped 54 players earn selection in the NBA Draft during his 31-year college coaching career.

Calipari guided Kentucky to its eighth national championship and his first national title in 2012. In becoming only the second coach in NCAA history to lead three different schools to the Final Four, he has racked up more than 800 on-court victories, 22 NCAA Tournament on-court appearances, six Final Fours and numerous national coach of the year honors.

From UMass to Memphis and now Kentucky, Calipari’s career has been successful throughout, but his most recent run in Lexington has been the best stretch of his career. During Calipari’s first 14 seasons at UK, he has led all coaches in NCAA Tournament wins (32), Final Fours (four), Elite Eights (seven) and Sweet 16s (eight).

In 2015, Coach Cal led college basketball’s first ever 38-0 team, and became one of just three coaches to make four Final Fours in a five-year span. At the end of the season, Calipari became the 96th coach to join the Naismith Memorial Basketball Hall of Fame.

While building a program out of obscurity at UMass, laying the foundation at Memphis and restoring luster at the sport’s greatest program at Kentucky, he totaled the second-most wins in NCAA history in the first 20 years of a college coaching career.

Quite honestly, though, Calipari’s on-court success overshadows a much more significant picture.

In his goal to lead a players-first program, he has helped more than 50 young men realize their dreams and reach the NBA level with 56 players earning NBA Draft selections, including a record five first-round draft picks in 2010. Two years later, six Wildcats heard their names called at the 2012 draft, the most in the two-round draft era. UK, with Calipari’s help, would tie those six picks again in 2015, including a record-tying four lottery selections. His four No. 1 overall picks are more than any other coach, and he has had 45 players drafted during his first 13 years at Kentucky, including 34 first-round picks.

Calipari’s players have entered the league NBA-ready. His players have garnered 32 All-Star selections -- all since 2010 -- with Anthony Davis winning the game’s MVP honor in 2017. Derrick Rose was named NBA MVP in 2011. Six of his players have been tabbed All-NBA (11 times), three have been named NBA Rookie of the Year and 15 players from Calipari’s first 12 teams at Kentucky have made the NBA All-Rookie teams. He is the only coach in history to have a player win each of the NBA’s major honors: MVP, Rookie of the Year, Most Improved Player and Sixth Man of the Year.

Much like he did at UMass, where his players graduated at nearly 80%, Calipari has stressed academics. Seventeen of his last 20 seniors at Memphis earned their bachelor’s degrees, and all 23 players at UK who were eligible to graduate by the end of their senior years walked away with a diploma in hand, including five players who earned their degree in just three years. Calipari’s teams routinely have posted a combined team grade-point average of 3.0 or better.

Calipari has raised millions of dollars to help the lives of those in need in the Commonwealth and beyond. He has had a particular passion to assist those impacted by natural disasters. For instance, in 2010, he used a telethon to raise more than \$1 million for victims of the devastating earthquake in Haiti. He followed that up with telethons in 2012, raising \$1 million for victims of Superstorm Sandy, in 2017 for victims of Hurricane Harvey, played a leading role in the “Kentucky United” efforts that generated more than \$5 million for victims of devastating tornadoes in Western Kentucky in 2021, and raised nearly \$4 million with the Kentucky Flood Relief Telethon and open practice at Rupp Arena in 2022.

Calipari launched his foundation in 2012, and since then the foundation has worked with several key partners and donated more than \$1.5 million, a figure that does not include matching funds that have been contributed from individuals and corporations. In 2013, Calipari initiated hosting an annual alumni weekend around his basketball fantasy experience with the intent to raise money for charity. After generating \$350,000 for selected organizations and charities during the inaugural game, the weekend has generated millions of dollars for charity since its inception.

In 2019, when federal workers were without pay due to a government shutdown, he, his wife and his foundation assisted workers with financial help and grocery gift cards. He and his wife, Ellen, teamed up with Fayette County Public Schools to help families in need during the COVID-19 pandemic.

His latest efforts include spearheading the creation of the John McLendon Minority Leadership Initiative, a nationwide coach-driven initiative to provide minorities a jump-start to their careers through practical experiences, opportunities to build their network and instilling the values of John McLendon: integrity, education, leadership and mentorship. Participants in the initiative will be known as MLI Future Leaders.

In 2017, Coach Cal was named the head coach of the 2017 USA Basketball Men’s U19 World Cup Team, which finished third at the 2017 FIBA U19 World Cup in Cairo.

Author of five books, including the New York Times Best Seller “Players First: Coaching from the Inside Out,” Calipari is a master of communication and maximizing talent. He lives by the motto that “it’s never a matter of how far you have fallen, but instead it’s about how high you bounce back.”



BIOGRAPHICAL INFORMATION

Date of Birth: Feb. 10, 1959 | **Wife:** Ellen
Children: Erin, Megan, Brad

Education
Clarion State (1982)

Head Coaching Experience
University of Massachusetts (1989-96)
New Jersey Nets (NBA) (1997-99)
University of Memphis (2001-09)
University of Kentucky (2010-present)

COACHING AWARDS

- 2022 Jefferson Award
- 2022 Conference USA Hall of Fame
- 2021 NABC Guardians of the Game Pillar Award - Inclusion
- NABC District 20 Coach of the Year
- USBWA District IV Coach of the Year
- 2020 SEC Coach of the Year (Coaches)
- 2019 *The Sporting News* Coach of the Decade
- 2018 Naismith Hall of Fame 'Service Above Self' Honoree
- 2018 NABC Metropolitan Award
- 2015 Naismith Memorial Basketball Hall of Fame Inductee
- 2015 AP National Coach of the Year
- 2015 Naismith National Coach of the Year
- 2015 NABC National Coach of the Year
- 2015 The Sporting News National Coach of the Year
- 2015 Adolph Rupp National Coach of the Year
- 2015 SEC Coach of the Year (AP/Coaches)
- 2015 USBWA District IV Coach of the Year
- 2012 Nell & John Wooden Coach of the Year Leadership Award
- 2012 Naismith National Coach of the Year Finalist
- 2012 SEC Coach of the Year (AP/Coaches)
- 2010 Adolph Rupp National Coach of the Year
- 2010 Naismith National Coach of the Year Finalist
- 2010 SEC Coach of the Year (AP)
- 2010 *Sporting News* SEC Coach of the Year
- 2010 Yahoo! Sports SEC Coach of the Year
- 2010 USBWA District IV Coach of the Year
- 2009 NABC National Co-Coach of the Year
- 2009 *Sports Illustrated* National Coach of the Year
- 2009 Phelan National Coach of the Year
- 2009 Iba National Coach of the Year Finalist
- 2009 C-USA Coach of the Year
- 2008 Naismith National Coach of the Year
- 2008 C-USA Coach of the Year
- 2008 Iba National Coach of the Year Finalist
- 2008 Phelan National Coach of the Year Finalist
- 2007 Phelan National Coach of the Year Finalist
- 2007 USBWA District IV Coach of the Year
- 2007 *Basketball Times* South Region Coach of the Year
- 2006 C-USA Coach of the Year
- 2004 NABC District 7 Coach of the Year
- 1996 Naismith National Coach of the Year
- 1996 NABC National Coach of the Year
- 1996 *The Sporting News* National Coach of the Year
- 1996 Atlantic 10 Coach of the Year
- 1995 Naismith National Coach of the Year Finalist
- 1994 Naismith National Coach of the Year Finalist
- 1994 Atlantic 10 Coach of the Year
- 1993 USBWA District I Coach of the Year
- 1993 Atlantic 10 Coach of the Year



COACH CALIPARI

NCAA DIVISION I ACTIVE WINNINGEST COACHES

(On-court by percentage - min. 10 yrs. at Division I level through the 2022-23 season)

NO.	COACH/TEAM	YRS.	PCT.
1.	Mark Few	24	.836
2.	Bill Self	29	.769
3.	John Calipari	31	.767
4.	Sean Miller	18	.730
5.	Tony Bennett	17	.723

SINCE 2005-06 ...

Since the 2005-06 season, John Calipari's on-court record ranks him as one of the winningest coaches. Totals entering the NCAA Tournament.

	COACH	RECORD
1.	Bill Self	537-116
2.	Mark Few	530-98
3.	John Calipari	524-127
4.	Mike Krzyzewski	481-122
5.	Tom Izzo	454-183

MISCELLANEOUS ON-COURT RECORDS

Overall On-Court Record:832-253 (.767)
 March/April Record:169-58 (.744)
 NCAAAT Record:57-21 (.731)
 Record in Conference Games:393-126 (.757)
 Record in Conference Tournament:58-15 (.795)

- Calipari owns the NCAA's most single-season wins with 38, tying his own record (Memphis in '08 and UK in '12) in 2015 with 38 wins. He owns the most single-season wins at UMass, Memphis and UK
- Calipari is the winningest coach in NCAA Division I history for a five-year span with 173 victories (2008-12)
- Calipari is the first coach in NCAA Division I history to record five straight on-court 30-win seasons. Memphis hit the 30-win plateau from 2006-09
- Calipari is one of only two coaches (Rick Pitino) to lead three different schools to a Final Four
- Calipari is one of only three coaches (John Wooden, Mike Krzyzewski) to go to four Final Fours in five seasons
- Calipari has advanced to the Sweet Sixteen in 12 of the last 16 NCAA Tournaments and the Elite Eight in 10 of the last 16
- Calipari started with a 54-0 record in Rupp Arena as head coach of the Wildcats
- Calipari has helped 45 players earn selection in the NBA Draft (34 first-round picks) over the last 13 seasons
- Calipari has more wins (327) in a 10-year period (2006-15) than any other coach in college basketball history
- Calipari is the fourth-fastest NCAA Division I men's basketball coach to reach 300 victories at a single school
- Calipari's 31 combined regular season and tournament league titles trail only Mark Few (41) of Gonzaga for the most among active coaches
- Calipari is the fourth-fastest coach to 800 on-court wins, behind Adolph Rupp, Roy Williams and Dean Smith
- Calipari has the second-most wins in school history, behind only Adolph Rupp
- Calipari's 32 NCAA Tournament wins are the most in school history. Rupp had 30

CAL IN CONFERENCE

SEC COACHES	CONFERENCE CHAMPIONSHIPS	Tournament Championships	NCAA Tournament Appearances
Nate Oats, Alabama	5	5	6
Eric Musselman, Arkansas	3	1	6
Bruce Pearl, Auburn	8	3	21
Todd Golden, Florida	0	0	1
Mike White, Georgia	3	0	4
John Calipari, Kentucky	16	15	22
Matt McMahon, LSU	4	3	3
Dennis Gates, Missouri	2	2	2
Kermit Davis, Ole Miss	5	4	6
Chris Jans, Mississippi State	4	3	4
Lamont Paris, South Carolina	1	1	1
Rick Barnes, Tennessee	4	2	27
Buzz Williams, Texas A&M	1	0	9
Jerry Stackhouse, Vanderbilt	0	0	0
TOTALS	56	39	112

CALIPARI VS. ALL OPPONENTS

Abilene Christian1-0	Fort Wayne1-0	Mount St. Mary's2-0	Southwest Texas St.1-0
Alabama19-7	Furman1-0	Murray State1-0	St. Bonaventure17-1
Albany2-0	George Mason1-0	Nevada1-0	St. John's1-0
Arizona1-1	George Washington8-9	New Hampshire5-0	St. Joseph's15-5
Arizona State2-1	Georgetown2-1	New Mexico1-0	St. Mary's1-0
Arkansas14-9	Georgia21-4	New Orleans1-0	St. Peter's1-0
Arkansas-Little Rock3-0	Georgia Tech2-2	NJIT1-0	Stanford3-2
Arkansas-Pine Bluff1-0	Gonzaga4-1	North Carolina8-4	Stephen F. Austin1-0
Arkansas State4-0	Grand Canyon1-0	North Carolina State1-0	Stony Brook1-0
Auburn14-6	Hampton1-0	North Dakota1-0	Syracuse3-2
Austin Peay6-1	Hartford2-0	North Florida2-0	TCU7-1
Baylor1-2	Harvard2-0	North Texas1-0	Temple13-11
Bellarmine1-0	High Point1-0	Northeastern3-1	Tennessee21-15
Belmont2-0	Hofstra1-0	Northern Kentucky2-0	Tennessee State1-0
Boise State1-0	Holy Cross4-1	Northwestern State1-0	Tennessee Tech1-0
Boston7-1	Houston17-3	Notre Dame2-3	Texas2-2
Boston College2-0	Howard2-0	Oakland1-0	Texas A&M12-3
Bradley1-0	Illinois1-1	Ohio1-0	Texas Tech1-0
Bucknell1-0	Illinois State1-0	Ohio State1-3	Towson State1-0
Buffalo3-0	Indiana3-2	Oklahoma5-1	Troy1-0
BYU1-0	Iowa0-1	Oklahoma State0-2	Tulane16-0
Cal State Northridge1-0	Iowa State2-0	Old Dominion2-0	Tulsa11-1
Canisius1-0	Jackson State2-0	Ole Miss18-5	UAB15-3
Central Conn. St.2-0	Kansas5-8	Oral Roberts1-0	UCF5-0
Central Michigan1-0	Kansas State2-2	Oregon State1-0	UCLA4-5
Charlotte2-3	Keene State1-0	Pennsylvania3-0	UIC1-0
Chattanooga2-0	Kentucky2-4	Penn State4-4	UNC Asheville2-0
Christian Brothers2-0	La Salle3-0	Pepperdine1-0	UNC Greensboro2-0
Cincinnati6-7	Lafayette (Pa.)1-0	Pittsburgh2-1	UNC Wilmington1-0
Cleveland State4-0	Lamar5-0	Portland3-0	USF10-1
Coastal Carolina1-0	LIU-Brooklyn1-0	Princeton2-0	Utah2-2
Colorado1-1	Lipscomb1-0	Providence4-1	Utah Valley2-0
Colorado State0-1	Long Beach State1-0	Purdue2-1	UTEP5-0
Columbia1-0	Louisiana Tech1-1	Radford1-0	UT Arlington3-0
Connecticut2-5	Louisville18-8	Rhode Island16-2	UT Martin5-0
Coppin State1-0	Loyola1-0	Rice4-0	Valparaiso1-0
Cornell1-0	Lowell2-1	Richmond1-1	Vanderbilt25-6
Dartmouth1-0	LSU15-4	Rider1-0	Vermont3-0
Davidson1-0	Manhattan2-0	Robert Morris2-1	Villanova2-0
Dayton1-0	Marist2-0	Rutgers11-4	Virginia0-1
DePaul4-2	Marquette3-1	Saint Louis4-3	Virginia Tech3-0
Detroit1-0	Marshall6-0	Saint Peter's0-1	VMI1-0
Drexel2-0	Maryland5-3	Sam Houston State1-0	Wake Forest2-1
Duke1-4	Massachusetts1-0	Samford3-0	Washington1-0
Duquesne13-4	Memphis1-0	Santa Clara1-0	West Virginia13-7
East Carolina7-0	Miami (Fla.)0-1	Savannah State1-0	Western Kentucky3-0
East Tennessee State4-0	Miami (Ohio)2-0	Seton Hall1-1	Wichita State2-0
Eastern Kentucky4-0	Michigan2-0	Siena4-0	Winthrop3-0
Eastern Michigan2-0	Michigan State3-2	SMU7-0	Wisconsin1-1
Evansville0-1	Middle Tennessee3-0	South Carolina16-5	Wofford2-0
Fairfield1-0	Milwaukee1-0	South Carolina State1-0	Wright State1-0
Fairleigh Dickinson1-0	Mississippi State18-1	Southern1-0	Xavier2-2
Florida24-9	Mississippi Valley St.1-0	Southern Cal2-0	Yale2-0
Florida A&M1-0	Missouri11-5	South Connecticut1-0	
Florida State1-1	Monmouth2-0	Southeastern Louisiana3-0	
Florida Tech0-1	Montana State1-0	Southern Illinois1-0	
Fordham5-0	Morehead State3-0	Southern Miss15-4	



INDIVIDUAL GAME RECORDS CALERA

MOST POINTS**

Pts.	Player vs. Opponent	Date
47	Malik Monk vs. North Carolina	12/17/16
39	De'Aaron Fox vs. UCLA	3/24/17
37	Antonio Reeves at Arkansas	3/4/23
37	Oscar Tshiebwe vs. GEORGIA	1/17/23
37	Malik Monk vs. GEORGIA	1/31/17
35	Jamal Murray vs. FLORIDA	2/6/16
35	Terrence Jones vs. AUBURN	1/11/11
34	Kevin Knox at West Virginia	1/27/17
34	Malik Monk at Ole Miss	12/29/16
33	Malik Monk vs. FLORIDA	2/25/17
33	Jamal Murray at Vanderbilt	2/27/16
33	Jamal Murray vs. Ohio State	12/19/15
32	Doron Lamb vs. WINTHROP	12/22/10
30	Oscar Tshiebwe vs. Saint Peter's	3/17/22
30	Oscar Tshiebwe at Arkansas	2/26/22
30	Oscar Tshiebwe at Vanderbilt	1/11/22
30	Immanuel Quickley at Texas A&M	2/25/20
30	Shai Gilgeous-Alexander vs. VANDERBILT	1/30/18
30	Tyler Ulis vs. Texas A&M	3/13/16
30	Brandon Knight vs. West Virginia	3/19/11

SEC: 37, Antonio Reeves at Arkansas, 3/4/23

Postseason: 39, De'Aaron Fox vs. UCLA, 3/24/17

SEC Tourney: 30, Tyler Ulis vs. Texas A&M, 3/13/16

NCAA Tourney: 39, De'Aaron Fox vs. UCLA, 3/24/17

Rupp Arena: 37, Oscar Tshiebwe vs. GEORGIA, 1/17/23

Road: 37, Antonio Reeves at Arkansas, 3/4/23

Neutral: 47, Malik Monk vs. North Carolina, 12/17/16

Ranked Opp.: 47, Malik Monk vs. North Carolina, 12/17/16

Freshman: 47, Malik Monk vs. North Carolina, 12/17/16

Sophomore: 30, Immanuel Quickley at Texas A&M, 2/25/20

Junior: 30, Oscar Tshiebwe vs. Saint Peter's, 3/17/22

Senior: 37, Antonio Reeves at Arkansas, 3/4/23

Graduate: 25, Kellan Grady vs. ALABAMA, 2/19/22

Opener: 26, Tyrese Maxey vs. Michigan State, 11/5/19

SEC Opener: 34, Malik Monk at Ole Miss, 12/29/16

MOST POINTS IN AN SEC GAME

Pts.	Player vs. Opponent	Date
37	Antonio Reeves at Arkansas	3/4/23
37	Oscar Tshiebwe vs. GEORGIA	1/17/23
37	Malik Monk vs. GEORGIA	1/31/17
35	Jamal Murray vs. FLORIDA	2/6/16
35	Terrence Jones vs. AUBURN	1/11/11
34	Malik Monk at Ole Miss	12/29/16
33	Malik Monk vs. FLORIDA	2/25/17
33	Jamal Murray at Vanderbilt	2/27/16
30	Oscar Tshiebwe at Arkansas	2/26/22
30	Oscar Tshiebwe at Vanderbilt	1/11/22
30	Immanuel Quickley at Texas A&M	2/25/20
30	Shai Gilgeous-Alexander vs. VANDERBILT	1/30/18
29	Oscar Tshiebwe vs. GEORGIA	1/8/22
29	Tyler Herro vs. ARKANSAS	2/26/19

MOST POINTS IN A HALF

Pts.	Player vs. Opponent	Date
30	Malik Monk vs. FLORIDA	2/25/17
27	Malik Monk vs. North Carolina	12/17/16
27	Jamal Murray vs. Ohio State	12/19/15
25	Nick Richards vs. MISSISSIPPI STATE	2/4/20
24	De'Aaron Fox vs. UCLA	3/24/17
24	Malik Monk at Ole Miss	12/29/16
23	Oscar Tshiebwe vs. GEORGIA	1/17/23
23	Malik Monk vs. GEORGIA	1/31/17
23	Julius Randle vs. Michigan State	11/12/13
22	Antonio Reeves at Arkansas	3/4/23
22	Oscar Tshiebwe vs. YALE	12/10/22
22	Immanuel Quickley vs. FLORIDA	2/22/20
22	Terrence Jones vs. AUBURN	1/11/11
22	Eric Bledsoe vs. MOREHEAD STATE	11/13/09

MOST POINTS OFF THE BENCH

Pts.	Player vs. Opponent	Date
35	Terrence Jones vs. AUBURN	1/11/11
32	Doron Lamb vs. WINTHROP	12/22/10
28	PJ Washington vs. Auburn	3/31/19
27	Antonio Reeves at Ole Miss	1/31/23
27	Malik Monk vs. VANDERBILT	2/28/17
26	Tyrese Maxey vs. Michigan State	11/5/19
26	Kyle Wiltjer at Ole Miss	1/29/13
24	Shai Gilgeous-Alexander vs. LOUISVILLE	12/29/17
24	Kyle Wiltjer vs. LOYOLA	12/22/11
24	Doron Lamb at North Carolina	12/4/10

MOST 3-POINTERS MADE

3s	Player vs. Opponent	Date
8	Immanuel Quickley at Texas A&M	2/25/20
8	Malik Monk vs. North Carolina	12/17/16
8	Jamal Murray vs. FLORIDA	2/6/16
8	Eric Bledsoe vs. ETSU	3/18/10
7	Kellan Grady vs. ALABAMA	2/19/22
7	Kellan Grady vs. HIGH POINT	12/31/21
7	Dontaie Allen at Mississippi State	1/2/21
7	Wenyen Gabriel vs. Alabama	3/10/18
7	Malik Monk vs. GEORGIA	1/31/17
7	Malik Monk vs. Michigan State	11/15/16
7	Derek Willis vs. TENNESSEE	2/18/16
7	Jamal Murray vs. Ohio State	12/19/15
7	Kyle Wiltjer vs. LIPSCOMB	12/15/12
7	Kyle Wiltjer vs. LAFAYETTE	11/16/12
7	Doron Lamb vs. WINTHROP	12/22/10

MOST FREE THROWS

FTs	Player vs. Opponent	Date
14	Olivier Sarr vs. VANDERBILT	1/5/21

14	Immanuel Quickley vs. MISSISSIPPI STATE	2/4/20
14	Tyler Ulis at Arkansas	1/21/16
13	Oscar Tshiebwe vs. GEORGIA	1/17/23
13	Nick Richards vs. MISSISSIPPI STATE	2/4/20
13	Keldon Johnson vs. TENNESSEE STATE	11/23/18
13	De'Aaron Fox vs. UCLA	3/24/17
13	Julius Randle at Ole Miss	12/18/14
13	Julius Randle vs. BELMONT	12/21/13

MOST REBOUNDS**

Rebs	Player vs. Opponent	Date
28	Oscar Tshiebwe vs. WESTERN KENTUCKY	12/22/21
25	Oscar Tshiebwe vs. Providence	3/17/23
24	Oscar Tshiebwe vs. GEORGIA	1/17/23
22	Oscar Tshiebwe vs. MISSISSIPPI STATE	1/25/22
20	Oscar Tshiebwe vs. VANDERBILT	3/1/23
20	Oscar Tshiebwe vs. MISSOURI	12/29/21
20	Oscar Tshiebwe vs. ROBERT MORRIS	11/12/21
20	Oscar Tshiebwe vs. Duke	11/9/21
19	Oscar Tshiebwe at Missouri	12/28/22
19	Oscar Tshiebwe vs. FLORIDA	2/12/22
19	Nick Richards vs. SOUTHERN ILLINOIS	11/9/18
19	Michael Kidd-Gilchrist vs. LOUISVILLE	12/31/11
18	Oscar Tshiebwe vs. Kansas State	3/19/23
18	Oscar Tshiebwe vs. Michigan State	11/15/22
18	Oscar Tshiebwe at Arkansas	2/26/22
18	PJ Washington vs. VMI	11/18/17
18	Bam Adebayo vs. Northern Kentucky	3/17/17
18	Anthony Davis vs. CHATTANOOGA	12/17/11
18	DeMarcus Cousins vs. LOUISVILLE	1/2/10
18	Patrick Patterson vs. RIDER	11/21/09
18	DeMarcus Cousins vs. SAM HOUSTON ST.	11/19/09

SEC: 24, Oscar Tshiebwe vs. GEORGIA, 1/17/23

Postseason: 25, Oscar Tshiebwe vs. Providence, 3/17/23

SEC Tourney: 16, Julius Randle vs. LSU, 3/14/14

NCAA Tourney: 25, Oscar Tshiebwe vs. Providence, 3/17/23

Rupp Arena: 28, Oscar Tshiebwe vs. WESTERN KENTUCKY, 12/22/21

Road: 19, Oscar Tshiebwe, at Missouri, 12/28/22

Neutral: 25, Oscar Tshiebwe vs. Providence, 3/17/23

Ranked Opp.: 20, Oscar Tshiebwe vs. Duke, 11/9/21

Freshman: 19, M. Kidd-Gilchrist vs. LOUISVILLE, 12/31/11

Sophomore: 19, Nick Richards vs. SOUTHERN ILLINOIS, 11/9/18

Junior: 28, Oscar Tshiebwe vs. WESTERN KENTUCKY, 12/22/21

Senior: 25, Oscar Tshiebwe vs. Providence, 3/17/23

Graduate: 12, Nate Sestina vs. UTAH VALLEY, 11/18/19

Opener: 20, Oscar Tshiebwe vs. Duke, 11/9/21

SEC Opener: 20, Oscar Tshiebwe vs. MISSOURI, 12/29/21

**In some cases, the most recent occurrence is listed

MOST OFFENSIVE REBOUNDS

Rebs	Player vs. Opponent	Date
12	Oscar Tshiebwe vs. Duke	11/9/21
11	Oscar Tshiebwe vs. Providence	3/17/23
11	Oscar Tshiebwe vs. Vanderbilt	3/10/23
11	Oscar Tshiebwe vs. GEORGIA	1/17/23
10	Oscar Tshiebwe vs. VANDERBILT	3/1/23
10	Oscar Tshiebwe vs. FLORIDA	2/12/22
10	Oscar Tshiebwe vs. ROBERT MORRIS	11/12/21
9	Oscar Tshiebwe vs. Kansas State	3/19/23
9	Oscar Tshiebwe at Missouri	12/28/22
9	Nick Richards vs. SOUTHERN ILLINOIS	11/9/18
9	Willie Cauley-Stein vs. ARKANSAS	2/27/14
9	DeMarcus Cousins vs. OLE MISS	2/2/10
9	Patrick Patterson vs. RIDER	11/21/09

MOST DEFENSIVE REBOUNDS

Rebs	Player vs. Opponent	Date
23	Oscar Tshiebwe vs. WESTERN KENTUCKY	12/22/21
15	Oscar Tshiebwe vs. MISSISSIPPI STATE	1/25/22
15	Terrence Jones vs. Notre Dame	12/8/10
14	Oscar Tshiebwe vs. Providence	3/17/23
14	Keldon Johnson vs. AUBURN	2/23/19
14	DeMarcus Cousins vs. LOUISVILLE	1/2/10
13	Oscar Tshiebwe vs. GEORGIA	1/17/23
13	Oscar Tshiebwe vs. VANDERBILT	2/2/22
13	Oscar Tshiebwe vs. MISSOURI	12/29/21
13	Anthony Davis vs. LSU	3/9/12
13	Michael Kidd-Gilchrist vs. LOUISVILLE	12/31/11
13	Anthony Davis vs. CHATTANOOGA	12/17/11
13	Terrence Jones vs. Washington	11/23/10

MOST ASSISTS**

Asssts.	Player vs. Opponent	Date
17	TyTy Washington Jr. vs. GEORGIA	1/8/22
16	John Wall vs. HARTFORD	12/29/09
14	Sahvir Wheeler vs. NORTH FLORIDA	11/26/21
14	Tyler Ulis vs. LSU	3/5/16
14	John Wall vs. UNC Asheville	11/30/09
12	Sahvir Wheeler vs. ROBERT MORRIS	11/21/21
12	Ashton Hagans vs. UAB	11/29/19
12	Ashton Hagans vs. Tennessee	3/16/19
12	De'Aaron Fox vs. STEPHEN F. AUSTIN	11/11/16
12	Tyler Ulis at South Carolina	2/13/16

SEC: 17, TyTy Washington Jr. vs. GEORGIA, 1/8/22

Postseason: 12, Ashton Hagans vs. Tennessee, 3/16/19

SEC Tourney: 12, Ashton Hagans vs. Tennessee, 3/16/19

NCAA Tourney: 11, John Wall vs. ETSU, 3/18/10

Rupp Arena: 17, TyTy Washington Jr. vs. GEORGIA, 1/8/22

Road: 12, Tyler Ulis, at South Carolina, 2/13/16

Neutral: 12, Ashton Hagans vs. Tennessee, 3/16/19

Ranked Opp.: 12, Ashton Hagans vs. Tennessee, 3/16/19

Freshman: 17, TyTy Washington Jr. vs. GEORGIA, 1/8/22

Sophomore: 14, Tyler Ulis vs. LSU, 3/5/16

Junior: 14, Sahvir Wheeler vs. NORTH FLORIDA, 11/26/21

Senior: 11, Sahvir Wheeler vs. DUQUESNE, 11/11/22

Graduate: 10, Julius Mays vs. LAFAYETTE, 11/6/12

Opener: 12, De'Aaron Fox vs. STEPHEN F. AUSTIN, 11/11/16

SEC Opener: 11, Isaiah Briscoe at Ole Miss, 12/29/16

MOST POINTS-REBOUNDS-ASSISTS

P-R-A	Player vs. Opponent	Date
62 (37-24-1)	Oscar Tshiebwe vs. GEORGIA	1/17/23
50 (30-18-2)	Oscar Tshiebwe at Arkansas	2/26/22
49 (47-0-2)	Malik Monk vs. North Carolina	12/17/16
48 (30-16-2)	Oscar Tshiebwe vs. Saint Peter's	3/17/22
48 (27-19-2)	Oscar Tshiebwe vs. FLORIDA	2/12/22
47 (29-17-1)	Oscar Tshiebwe vs. GEORGIA	1/8/22
47 (27-17-3)	Terrence Jones vs. Notre Dame	12/8/10
46 (29-13-4)	PJ Washington vs. Seton Hall	12/8/18
46 (39-3-4)	De'Aaron Fox vs. UCLA	3/24/17
45 (29-13-3)	Terrence Jones vs. Oklahoma	11/22/10
44 (30-13-1)	Oscar Tshiebwe at Vanderbilt	1/11/22
45 (27-18-0)	DeMarcus Cousins vs. S. HOUSTON	11/19/09
44 (25-18-1)	Oscar Tshiebwe vs. Kansas State	3/19/23
44 (21-22-1)	Oscar Tshiebwe vs. MISS. STATE	1/25/22
44 (24-19-1)	M. Kidd-Gilchrist vs. LOUISVILLE	12/31/11

MOST MINUTES WITHOUT A TURNOVER

Mins.	Player vs. Opponent	Date
44	Reid Travis vs. Auburn	3/31/19
44	Darius Miller at Arkansas	2/23/11
41	Aaron Harrison vs. LSU	2/22/14
40	Kellan Grady vs. Saint Peter's	3/17/22
40	Jacob Toppin vs. ALABAMA	2/19/22
40	Tyler Ulis vs. Duke	11/17/15
40	Aaron Harrison vs. OLE MISS	1/6/15
40	Alex Poythress vs. MISSOURI	2/23/13

MOST BLOCKED SHOTS**

Bks.	Player vs. Opponent	Date
12	Nerlens Noel at Ole Miss	1/29/13
9	Willie Cauley-Stein vs. BOISE STATE	12/10/13
9	Willie Cauley-Stein vs. Providence	12/1/13
8	Isaiah Jackson vs. Kansas	12/1/20
8	Nerlens Noel at Alabama	1/22/13
8	Anthony Davis at South Carolina	2/4/12
8	Anthony Davis vs. ST. JOHN'S	12/1/11

SEC: 12, Nerlens Noel at Ole Miss, 1/29/13

Postseason: 7, Anthony Davis vs. Western Kentucky, 3/15/12

SEC Tourney: 6, Anthony Davis vs. LSU, 3/11/12

NCAA Tourney: 7, Anthony Davis vs. Western Kentucky, 3/15/12

Rupp Arena: 9, Willie Cauley-Stein vs. BOISE STATE, 12/10/13

Road: 12, Nerlens Noel at Ole Miss, 1/29/13

Neutral: 8, Isaiah Jackson vs. Kansas, 12/1/20

Ranked Opp.: 12, Nerlens Noel at Ole Miss, 1/29/13

TEAM GAME RECORDS CAL ERA

MOST FIELD GOALS

FGs.	Opp.	Date
46	MARIST	11/11/11
44	vs. Arizona State	11/28/16
44	AUBURN	2/21/15
42	UIC	11/26/17
42	LIU BROOKLYN	11/23/12
41	UT MARTIN	11/25/16
41	HARTFORD	12/29/09
40	GEORGIA	1/8/22
40	ROBERT MORRIS	11/12/21
40	vs. North Carolina	12/17/16
40	LAFAYETTE	11/16/12

FEWEST FIELD GOALS

FGs.	Opp.	Date
14	at Tennessee	3/2/19
14	at South Carolina	3/1/14
16	vs. Kansas State	3/22/18
16	ALABAMA	3/4/14
17	GEORGIA	12/31/17
17	LOUISVILLE	12/31/11
17	at Auburn	2/12/14
18	vs. LSU	3/9/12
18	vs. Vanderbilt	3/15/13
18	vs. Florida	3/16/14
18	vs. UConn	4/7/14
18	at Texas A&M	1/10/15
18	at South Carolina	1/24/15

MOST FIELD-GOAL ATTEMPTS

FGs.	Opp.	Date
84	vs. Arizona State	11/28/16
80	UCLA	12/3/16
78	NORTH FLORIDA	11/26/21
77	vs. Duke	11/9/21
77	at Mississippi State	1/2/21
77	ARKANSAS	1/23/10
76	ARKANSAS	2/27/14
75	MARIST	11/11/11
74	at Ole Miss	12/29/16
74	vs. North Carolina	12/17/16
74	UT MARTIN	11/25/16

FEWEST FIELD-GOAL ATTEMPTS

FGs.	Opp.	Date
39	at South Carolina	1/24/15
40	at Robert Morris	3/19/13
41	ALABAMA	1/31/15
41	TENNESSEE	1/31/12
42	ARKANSAS	2/26/19
42	at Missouri	2/19/19
42	vs. Kansas State	3/22/18
42	vs. Alabama	3/10/18
42	FLORIDA	2/15/14
42	vs. Providence	12/1/13
42	vs. LSU	3/9/12
42	vs. Cleveland State	11/24/09

HIGHEST FIELD-GOAL PCT.

Pct.	Opp.	Date
.679	TENNESSEE	1/15/22
.677	LIU BROOKLYN	11/23/12
.667	UIC	11/26/17
.647	AUBURN	2/21/15
.645	LAFAYETTE	11/16/12
.643	vs. Alabama	3/10/18
.643	vs. Providence	12/1/13
.614	SOUTH CAROLINA	2/5/13
.613	MARIST	11/11/11

LOWEST FIELD-GOAL PCT.

Pct.	Opp.	Date
.269	at South Carolina	3/1/14
.281	at Texas A&M	1/10/15
.288	at Alabama	1/7/23
.296	BAYLOR	12/1/12
.298	LOUISVILLE	12/31/11
.309	at Auburn	2/12/14
.313	at Missouri	2/3/18
.315	GEORGIA	12/31/17
.318	at Tennessee	3/2/19
.322	VANDERBILT	3/1/23

MOST FREE THROWS

Fts.	Opp.	Date
35	vs. Indiana	3/23/12
33	at South Carolina	3/1/14
32	LOUISVILLE	12/31/11
31	MISSISSIPPI STATE	2/4/20
31	UTAH VALLEY	11/18/19
31	MOREHEAD STATE	11/21/12
31	INDIANA	12/11/10

FEWEST FREE THROWS

Fts.	Opp.	Date
1	at Vanderbilt	1/24/23
3	at Mississippi State	1/2/21
3	ETSU	11/17/17
4	HIGH POINT	12/31/21
4	NOTRE DAME	12/12/20
4	vs. UConn	4/2/11
4	VANDERBILT	1/23/16
5	at Alabama	1/7/23
5	vs. UCLA	12/17/22
5	vs. Georgia	3/9/18

MOST FREE-THROW ATTEMPTS

Fts.	Opp.	Date
48	UNC ASHEVILLE	11/8/13
46	ILLINOIS STATE	11/30/15
44	vs. Baylor	3/25/12
44	INDIANA	12/11/10
43	at North Carolina	12/14/13
43	LOUISVILLE	12/31/11
42	at South Carolina	3/1/14

FEWEST FREE-THROW ATTEMPTS

Fts.	Opp.	Date
2	at Vanderbilt	1/24/23
6	NOTRE DAME	12/12/20
6	VANDERBILT	1/23/16
7	GEORGIA	1/8/22
7	vs. Duke	11/9/21
8	at Alabama	1/7/23
8	HIGH POINT	12/31/21
8	vs. MT. ST. MARY'S	11/16/21
8	at Mississippi State	1/2/21

HIGHEST FREE-THROW PCT.

Pct.	Opp.	Date
1.000	FLORIDA	2/22/20
1.000	FLORIDA	2/7/12
1.000	AUSTIN PEAY	12/19/09
.960	at Vanderbilt	2/17/20
.958	TENNESSEE	1/18/14
.955	at Florida	2/7/15
.952	TENNESSEE	1/15/22
.946	vs. Indiana	3/23/12
.941	OHIO	11/19/21
.933	AUBURN	2/25/23
.923	at Florida	1/9/21
.923	at Mississippi State	2/25/15

min. 10 attempts

LOWEST FREE-THROW PCT.

Pct.	Opp.	Date
.200	ETSU	11/17/17
.333	vs. UConn	4/2/11
.385	vs. UCLA	12/17/22
.391	ETSU	11/12/10
.412	vs. Wake Forest	3/20/10
.435	at Vanderbilt	2/27/16
.471	at Texas A&M	2/10/18
.471	PROVIDENCE	11/30/14
.478	at Louisville	12/29/12

min. 10 attempts

MOST 3-POINTERS

3s.	Opp.	Date
15	GEORGIA	3/1/12
15	vs. ETSU	3/18/10
14	ARKANSAS	2/9/21
14	HARTFORD	12/29/09
13	FLORIDA A&M	12/21/22
13	SOUTH CAROLINA	3/6/21
13	TEXAS A&M	1/3/17
13	vs. Alabama	3/11/16
13	ETSU	11/12/10

FEWEST 3-POINTERS

3s.	Opp.	Date
0	RICHMOND	11/29/20
0	vs. Davidson	3/15/18
1	at Georgia	1/20/21
1	MISSISSIPPI STATE	2/4/20
1	GEORGIA	1/21/20
1	UTAH VALLEY	11/18/19
1	at South Carolina	1/16/18
1	at Vanderbilt	1/10/17
1	TEXAS	12/5/14
1	LSU	2/22/14
1	vs. LSU	3/9/12
1	TENNESSEE	1/31/12
1	vs. Alabama	3/12/10

MOST 3-POINT ATTEMPTS

3s.	Opp.	Date
33	CHATTANOOGA	12/17/11
33	vs. ETSU	3/18/10
33	ARKANSAS	1/23/10
32	TEXAS A&M	1/21/23
32	vs. West Virginia	3/27/10
28	vs. Mississippi State	3/11/21
28	vs. Arizona State	11/28/16
28	at Texas A&M	1/10/15
28	ALABAMA	3/4/14
28	vs. Vanderbilt	3/11/12
28	HARTFORD	12/29/09

FEWEST 3-POINT ATTEMPTS

3s.	Opp.	Date
5	vs. Wisconsin	4/4/15
5	vs. Wisconsin	4/5/14
5	at Tennessee	1/14/12
6	vs. Davidson	3/15/18
6	FLORIDA	3/7/15
6	VANDERBILT	1/20/15
7	FLORIDA	3/10/19
7	at Missouri	1/29/15
7	PROVIDENCE	11/30/14
7	vs. Louisville	3/31/12
7	at Indiana	12/10/11

HIGHEST 3-POINT PERCENTAGE

Pct.	Opp.	Date
.700	at Florida	3/1/16
.692	DREXEL	12/21/09
.667	vs. Alabama	3/10/18
.667	AUSTIN PEAY	12/19/09
.643	ALABAMA	2/19/22
.636	vs. Michigan	3/30/14
.625	MISSOURI	2/24/18
.625	BOSTON	11/30/10
.615	AUBURN	2/25/23
.615	at Florida	3/7/20
.611	TENNESSEE	1/15/22

min. 10 attempts

LOWEST 3-POINT PERCENTAGE

Pct.	Opp.	Date
.000	RICHMOND	11/29/20
.000	vs. Davidson	3/15/18
.077	at Georgia	1/20/21
.077	vs. Alabama	3/12/10
.083	UTAH VALLEY	11/18/19
.083	TEXAS	12/5/14
.091	OLE MISS	2/15/20
.091	at South Carolina	1/16/18
.091	at Tennessee	2/27/10
.100	vs. Tennessee	3/12/22
.100	MISSISSIPPI STATE	2/4/20
.100	at Missouri	2/3/18
.100	TENNESSEE	1/31/12

min. 10 attempts

MOST REBOUNDS

Rebs.	Opp.	Date
59	vs. Arizona State	11/28/16
59	ARKANSAS	1/23/10
57	LOUISVILLE	12/31/11
56	ROBERT MORRIS	11/17/13
54	RICHMOND	11/29/20
54	EASTERN KENTUCKY	11/8/19
54	NJIT	11/14/15

FEWEST REBOUNDS

Rebs.	Opp.	Date
21	ALABAMA	1/31/15
21	at Tennessee	2/16/13
22	vs. Wisconsin	4/4/15
23	UTAH	12/15/18
24	GEORGIA	2/3/15
24	NORTH CAROLINA	12/13/14
24	TENNESSEE	1/18/14
25	TENNESSEE	1/15/22
25	FLORIDA	2/27/21
25	vs. Ohio State	12/21/19
25	vs. Baylor	12/6/13
25	at Robert Morris	3/19/13

MOST OFFENSIVE REBOUNDS

Rebs.	Opp.	Date
26	ARKANSAS	2/27/14
24	GRAND CANYON	11/14/14
24	vs. West Virginia	3/27/10
22	NJIT	11/14/15
22	at Auburn	2/2/14
22	ARKANSAS	1/23/10
21	vs. Vanderbilt	3/10/23
21	vs. UCLA	12/17/22
21	RICHMOND	11/29/20
21	SOUTH CAROLINA	2/5/19
21	at West Virginia	1/27/18
21	VALPARAISO	12/7/16
21	COLUMBIA	12/10/14
21	at South Carolina	3/1/14
21	BAYLOR	12/1/12
21	at Indiana	12/12/09



TEAM GAME RECORDS CAL ERA

FEWEST OFFENSIVE REBOUNDS

Rebs.	Opp.	Date
1	vs. Alabama	3/10/18
3	at South Carolina	1/24/14
4	KANSAS	1/28/23
4	at Ole Miss	3/5/19
5	TENNESSEE	1/15/22
5	at Notre Dame	12/11/21
5	VANDERBILT	1/5/21
5	vs. Michigan State	11/5/19
5	GEORGIA	2/3/15
5	ALABAMA	1/31/15
5	MISSISSIPPI STATE	2/15/11
5	GEORGIA	1/29/11

MOST DEFENSIVE REBOUNDS

Rebs.	Opp.	Date
42	EASTERN KENTUCKY	11/8/19
39	vs. Arizona State	11/28/16
39	ROBERT MORRIS	11/17/13
39	EASTERN MICHIGAN	1/2/13
38	TROY	11/20/17
38	vs. Hampton	3/19/15
38	EASTERN KENTUCKY	12/7/14
38	vs. Cleveland State	11/24/09

FEWEST DEFENSIVE REBOUNDS

Rebs.	Opp.	Date
9	at Tennessee	2/16/13
13	NORTH CAROLINA	12/13/14
14	SOUTH CAROLINA	1/10/23
15	vs. Baylor	12/6/13
15	at Alabama	1/18/11
16	at Auburn	1/22/22
16	FLORIDA	2/27/21
16	at Florida	3/7/20
16	TENNESSEE	3/3/20
16	vs. Ohio State	12/21/19
16	UTAH	12/15/18
16	vs. Wisconsin	4/4/15
16	ALABAMA	1/31/15
16	TEXAS A&M	1/12/13
16	at Auburn	1/11/12
16	vs. UConn	11/24/10

HIGHEST REBOUND MARGIN

Mg.	Opp.	Date
+36	OHIO	11/19/21
+31	NIJT	11/14/15
+30	NORTH DAKOTA	11/14/18
+30	GRAND CANYON	11/14/14
+29	EASTERN KENTUCKY	11/8/19
+29	SOUTHERN ILLINOIS	11/9/18
+28	NKU	11/10/13
+27	vs. Abilene Christian	3/21/19
+27	vs. Little Rock	1/3/12
+26	vs. Arizona State	11/28/16
+26	LOUISVILLE	12/31/11

LOWEST REBOUND MARGIN

Mg.	Opp.	Date
-25	at Florida	2/4/17
-18	at Tennessee	2/16/13
-16	vs. Mississippi State	3/11/21
-16	vs. Baylor	12/6/13
-16	vs. Maryland	11/9/12
-15	TENNESSEE	1/18/14
-14	at Ole Miss	3/2/21
-14	at Auburn	2/1/20
-14	at LSU	1/5/16
-13	VANDERBILT	1/5/21

MOST ASSISTS

Assts.	Opp.	Date
33	vs. Arizona State	11/28/16
30	HARTFORD	12/29/09
28	LIU BROOKLYN	11/23/12
28	vs. UNC Asheville	11/30/09
27	WESTERN KENTUCKY	12/22/21
25	S. CAROLINA STATE	11/17/22
25	at South Carolina	2/8/22
25	CLEVELAND STATE	11/23/16
25	AUBURN	2/21/15
25	vs. UCLA	12/20/14

FEWEST ASSISTS

Assts.	Opp.	Date
3	LSU	2/23/22
5	RICHMOND	11/29/20
5	LSU	2/22/14
5	at Arkansas	3/2/13
6	VANDERBILT	3/1/23
6	at Louisville	12/26/20
6	EVANSVILLE	11/12/19
6	vs. Kansas State	3/22/18
6	at Florida	3/3/18
6	vs. Vanderbilt	3/15/13
6	VANDERBILT	3/1/11

MOST TURNOVERS

TOs.	Opp.	Date
24	MOREHEAD STATE	11/13/09
23	SAM HOUSTON ST.	11/19/09
22	ETSU	11/17/17
21	vs. Georgia Tech	12/6/20
21	RICHMOND	11/29/20
21	LOUISVILLE	12/31/11
21	vs. Old Dominion	11/20/11
21	NORTH CAROLINA	12/5/09

FEWEST TURNOVERS

TOs.	Opp.	Date
2	VANDERBILT	1/5/21
3	at Georgia	3/3/15
3	at South Carolina	2/4/12
4	ALABAMA	2/23/16
4	COLUMBIA	12/10/14
4	vs. Wisconsin	4/5/14
4	PORTLAND	11/26/11
5	FLORIDA	2/12/22
5	at Notre Dame	12/11/21
5	vs. Mississippi State	3/11/21
5	vs. Georgia	3/9/18
5	vs. Georgia	3/12/16
5	at Vanderbilt	2/27/16
5	ALABAMA	1/31/15

MOST BLOCKS

Blks.	Opp.	Date
18	ST. JOHN'S	12/1/11
15	vs. Stony Brook	3/17/16
14	at Georgia	3/3/10
13	LAMAR	11/24/19
13	vs. UCLA	12/20/14
13	at Ole Miss	1/29/13
13	ARKANSAS	1/17/12
13	vs. Kansas	11/15/11
13	MARIST	11/11/11

FEWEST BLOCKS

Blks.	Opp.	Date
0	at Gonzaga	11/20/22
0	FLORIDA	2/12/22
0	at Kansas	1/29/22
0	at Florida	3/7/20

MOST STEALS

Stls.	Opp.	Date
15	LAFAYETTE	11/16/12
13	NORTH FLORIDA	11/26/21
13	OLE MISS	1/2/16
13	vs. UConn	12/9/09
12	vs. Michigan State	11/15/22
12	at Alabama	2/5/22
12	vs. North Carolina	12/22/18
12	NORTH DAKOTA	11/14/18
12	STEPHEN F. AUSTIN	11/11/16
12	BOSTON	11/24/15
12	NORTH CAROLINA	12/13/14
12	PROVIDENCE	11/30/14
12	LIPSCOMB	12/15/12
12	PORTLAND	11/26/11
12	vs. Cornell	3/25/10
12	GEORGIA	1/9/10
12	vs. UNC Asheville	11/30/09

FEWEST STEALS

Stls.	Opp.	Date
0	at Auburn	2/1/20
0	vs. Baylor	12/6/13
1	at Georgia	2/11/23
1	ARKANSAS	2/9/21
1	vs. Duke	11/6/18
1	at West Virginia	1/27/18
1	vs. Michigan State	11/12/13
1	at Robert Morris	3/19/13
1	vs. West Virginia	3/19/11
1	FLORIDA	2/26/11

MOST PERSONAL FOULS

Fls.	Opp.	Date
33	at Kansas	1/30/16
32	at South Carolina	1/16/18
31	at Arkansas	1/14/14
31	at North Carolina	12/14/13
30	vs. North Carolina	12/19/20
29	at Auburn	2/1/20
29	at Missouri	2/3/18
29	at South Carolina	3/1/14

FEWEST PERSONAL FOULS

Fls.	Opp.	Date
5	HIGH POINT	12/31/21
7	DUQUESNE	11/11/22
7	ALABAMA	2/19/22
7	NORTH FLORIDA	11/22/21
7	HARTFORD	12/29/09
8	ROBERT MORRIS	11/12/21
8	MONTANA STATE	11/23/14
8	LAFAYETTE	11/16/12
8	vs. Florida	3/10/12
8	vs. Princeton	3/17/11
8	WINTHROP	12/22/10
8	DREXEL	12/21/09
8	vs. UNC Asheville	11/30/09

KENTUCKY'S 100-POINT GAMES

Points (Score)	Opponent	Date
115 (115-69)	Arizona State	11/28/16
111 (111-76)	UT MARTIN	11/25/16
110 (110-75)	AUBURN	2/21/15
108 (108-58)	MARIST	11/11/11
107 (107-79)	TENNESSEE	1/15/22
107 (107-73)	UIC	11/26/17
106 (106-63)	S. CAROLINA STATE	11/17/22
105 (105-76)	UT ARLINGTON	11/19/13
104 (104-75)	LIU BROOKLYN	11/23/12
104 (104-61)	HARTFORD	12/29/09
103 (103-100)	vs. North Carolina	12/17/16
102 (102-90)	vs. Indiana	3/23/12
102 (102-92)	RIDER	11/21/09
101 (101-70)	CLEVELAND STATE	11/23/16
101 (101-49)	LAFAYETTE	11/16/12
101 (101-70)	ARKANSAS	1/23/10
100 (100-60)	ROBERT MORRIS	11/12/21
100 (100-58)	TEXAS A&M	1/3/17
100 (100-71)	ETSU	3/18/10



GAME MARGINS IN CAL ERA

VICTORY MARGINS

Margin (Score)	Opponent	Date
+58 (86-28)	MONTANA STATE	11/13/14
+52 (101-49)	LAFAYETTE	11/16/12
+50 (108-58)	MARIST	11/11/11
+49 (86-37)	MISSOURI	1/13/15
+48 (92-44)	UT ARLINGTON	11/25/14
+48 (88-40)	RADFORD	11/23/11
+46 (90-44)	MONMOUTH	11/28/18
+46 (115-69)	vs. Arizona State	11/28/16
+44 (92-48)	HIGH POINT	12/31/21
+44 (88-44)	DREXEL	12/21/09

VICTORY MARGIN IN RUPP ARENA

Margin (Score)	Opponent	Date
+58 (86-28)	MONTANA STATE	11/13/14
+52 (101-49)	LAFAYETTE	11/16/12
+50 (108-58)	MARIST	11/11/11
+49 (86-37)	MISSOURI	1/13/15
+48 (92-44)	UT ARLINGTON	11/25/14
+48 (88-40)	RADFORD	11/23/11
+46 (90-44)	MONMOUTH	11/28/18
+44 (92-48)	HIGH POINT	12/31/21
+44 (88-44)	DREXEL	12/21/09
+43 (106-63)	SOUTH CAROLINA STATE	11/17/22
+43 (104-61)	HARTFORD	12/29/09

VICTORY MARGIN IN SEC PLAY

Margin (Score)	Opponent	Date
+49 (86-37)	MISSOURI	1/13/15
+42 (100-58)	TEXAS A&M	1/3/17
+38 (82-44)	LSU	1/15/11
+35 (87-52)	at Vanderbilt	1/29/19
+35 (110-75)	AUBURN	2/21/15
+34 (82-48)	GEORGIA	2/9/16
+34 (88-54)	MISSOURI	1/27/16
+34 (77-43)	SOUTH CAROLINA	2/14/15
+34 (86-52)	at South Carolina	2/4/12
+32 (86-54)	AUBURN	2/25/23
+31 (90-59)	SOUTH CAROLINA	2/19/11
+31 (101-70)	ARKANSAS	1/23/10

VICTORY MARGIN ON THE ROAD

Margin (Score)	Opponent	Date
+35 (87-52)	at Vanderbilt	1/29/19
+34 (86-52)	at South Carolina	2/4/12
+31 (79-48)	at Portland	11/19/10
+27 (89-62)	at South Carolina	2/13/16
+26 (81-55)	at LSU	2/6/10
+24 (74-50)	at LSU	1/28/12
+23 (99-76)	at Ole Miss	12/29/16
+22 (70-48)	at Alabama	1/17/15
+22 (75-53)	at Auburn	1/19/13
+20 (69-49)	at Georgia	1/15/19

VICTORY MARGIN AT A NEUTRAL SITE

Margin (Score)	Opponent	Date
+46 (115-69)	vs. Arizona State	11/28/16
+39 (78-39)	vs. West Virginia	3/26/15
+39 (83-44)	vs. UCLA	12/20/14
+38 (85-47)	vs. Penn State	11/19/11
+35 (79-44)	vs. Abilene Christian	3/21/19
+32 (72-40)	vs. Kansas	11/18/14
+30 (90-60)	vs. Wake Forest	3/20/10
+29 (98-69)	vs. North Carolina	12/18/21
+29 (100-71)	vs. ETSU	3/18/10
+29 (74-45)	vs. Tennessee	3/13/10
+28 (85-57)	vs. Stony Brook	3/17/16

VICTORY MARGIN IN RUPP ARENA IN THE SEC

Margin (Score)	Opponent	Date
+49 (86-37)	MISSOURI	1/13/15
+42 (100-58)	TEXAS A&M	1/3/17
+38 (82-44)	LSU	1/15/11
+35 (110-75)	AUBURN	2/21/15
+34 (82-48)	GEORGIA	2/9/16
+34 (88-54)	MISSOURI	1/27/16
+34 (77-43)	SOUTH CAROLINA	2/14/15
+32 (86-54)	AUBURN	2/25/23
+31 (90-59)	SOUTH CAROLINA	2/19/11
+31 (101-70)	ARKANSAS	1/23/10

VICTORY MARGIN ON THE ROAD IN THE SEC

Margin (Score)	Opponent	Date
+35 (87-52)	at Vanderbilt	1/29/19
+34 (86-52)	at South Carolina	2/4/12
+27 (89-62)	at South Carolina	2/13/16
+26 (81-55)	at LSU	2/6/10
+24 (74-50)	at LSU	1/28/12
+23 (99-76)	at Ole Miss	12/29/16
+22 (70-48)	at Alabama	1/17/15
+22 (75-53)	at Auburn	1/19/13
+20 (69-49)	at Georgia	1/15/19
+18 (76-58)	at Florida	1/9/21
+18 (74-56)	at Mississippi State	2/25/15
+18 (66-48)	at Tennessee	2/17/15

VICTORY MARGIN IN THE SEC TOURNAMENT

Margin (Score)	Opponent	Date
+29 (74-45)	vs. Tennessee	3/13/10
+26 (85-59)	vs. Alabama	3/11/16
+24 (91-67)	vs. Auburn	3/14/15
+23 (86-63)	vs. Alabama	3/10/18
+18 (73-55)	vs. Alabama	3/15/19
+18 (85-67)	vs. LSU	3/14/14
+17 (82-65)	vs. Arkansas	3/12/17
+16 (70-54)	vs. Florida	3/13/11
+15 (78-63)	vs. Arkansas	3/15/15
+15 (64-49)	vs. Florida	3/13/15

VICTORY MARGIN IN THE NCAA TOURNAMENT

Margin (Score)	Opponent	Date
+39 (78-39)	vs. West Virginia	3/26/15
+35 (79-44)	vs. Abilene Christian	3/21/19
+30 (90-60)	vs. Wake Forest	3/20/10
+29 (100-71)	vs. ETSU	3/18/10
+28 (85-57)	vs. Stony Brook	3/17/16
+23 (79-56)	vs. Hampton	3/19/15
+20 (95-75)	vs. Buffalo	3/17/18
+17 (62-45)	vs. Cornell	3/25/10
+16 (87-71)	vs. Iowa State	3/17/12
+15 (81-66)	vs. Western Kentucky	3/15/12
+13 (64-51)	vs. Cincinnati	3/21/15

LOSS MARGINS

Margin (Score)	Opponent	Date
-34 (118-84)	vs. Duke	11/6/18
-30 (85-55)	at Tennessee	2/16/13
-26 (78-52)	at Alabama	1/7/23
-22 (88-66)	at Florida	2/4/17
-20 (85-65)	ALABAMA	1/26/21
-19 (71-52)	at Tennessee	3/2/19
-19 (84-65)	at Florida	3/18/14
-18 (85-67)	at LSU	1/5/16
-17 (79-62)	vs. Georgia Tech	12/6/20
-17 (84-67)	vs. UConn	11/24/17
-17 (69-52)	at Florida	2/12/13

LOSS MARGINS IN RUPP ARENA

Margin (Score)	Opponent	Date
-20 (85-65)	ALABAMA	1/26/21
-15 (88-73)	ARKANSAS	2/7/23
-12 (76-64)	RICHMOND	11/29/20
-12 (83-71)	TEXAS A&M	1/12/13
-11 (82-71)	TENNESSEE	2/6/21
-10 (69-59)	FLORIDA	2/15/14
-9 (77-68)	KANSAS	1/28/23
-9 (64-55)	BAYLOR	12/1/13
-8 (81-73)	TENNESSEE	3/7/20
-6 (79-73)	KANSAS	1/28/17
-5 (97-92)	UCLA	12/3/16

LOSS MARGINS IN SEC PLAY

Margin (Score)	Opponent	Date
-30 (85-55)	at Tennessee	2/16/13
-26 (78-52)	at Alabama	1/7/23
-22 (88-66)	at Florida	2/4/17
-20 (85-65)	ALABAMA	1/26/21
-19 (71-52)	at Tennessee	3/2/19
-19 (84-65)	at Florida	3/18/14
-18 (85-67)	at LSU	1/5/16
-17 (69-52)	at Florida	2/12/13
-15 (88-73)	ARKANSAS	2/7/23

LOSS MARGINS ON THE ROAD

Margin (Score)	Opponent	Date
-30 (85-55)	at Tennessee	2/16/13
-26 (78-52)	at Alabama	1/7/23
-22 (88-66)	at Florida	2/4/17
-19 (71-52)	at Tennessee	3/2/19
-19 (84-65)	at Florida	3/18/14
-18 (85-67)	at LSU	1/5/16
-17 (69-52)	at Florida	2/12/13
-16 (88-72)	at Gonzaga	11/0/22
-14 (89-75)	at Missouri	12/28/22
-14 (64-50)	at Notre Dame	11/29/12
-13 (76-63)	at Tennessee	2/15/22
-13 (80-67)	at Florida	3/3/18
-13 (73-60)	at Arkansas	3/2/13

LOSS MARGINS AT NEUTRAL SITES

Margin (Score)	Opponent	Date
-34 (118-84)	vs. Duke	11/6/18
-17 (79-62)	vs. Georgia Tech	12/6/20
-17 (84-67)	vs. UConn	11/24/17
-16 (64-48)	vs. Vanderbilt	3/15/13
-12 (75-63)	vs. North Carolina	12/19/20
-10 (63-53)	vs. UCLA	12/17/22
-9 (86-77 2OT)	vs. Michigan State	11/15/22
-8 (79-71)	vs. Duke	11/9/21
-8 (83-75)	vs. UCLA	12/23/17

LOSS MARGINS ON THE ROAD IN THE SEC

Margin (Score)	Opponent	Date
-30 (85-55)	at Tennessee	2/16/13
-26 (78-52)	at Alabama	1/7/23
-22 (88-66)	at Florida	2/4/17
-19 (71-52)	at Tennessee	3/2/19
-19 (84-65)	at Florida	3/18/14
-18 (85-67)	at LSU	1/5/16
-17 (69-52)	at Florida	2/12/13
-14 (89-75)	at Missouri	12/28/22
-13 (76-63)	at Tennessee	2/15/22
-13 (80-67)	at Florida	3/3/18
-13 (73-60)	at Arkansas	3/2/13
-12 (74-62)	at Vanderbilt	2/27/16

LOSS MARGINS IN RUPP ARENA IN THE SEC

Margin (Score)	Opponent	Date
-20 (85-65)	ALABAMA	1/26/21
-15 (88-73)	ARKANSAS	2/7/23
-12 (83-71)	TEXAS A&M	1/12/13
-11 (82-71)	TENNESSEE	2/6/21
-10 (69-59)	FLORIDA	2/15/14
-8 (81-73)	TENNESSEE	3/7/20
-4 (71-67)	FLORIDA	2/27/21
-4 (71-67)	ARKANSAS	2/27/14
-3 (71-68)	SOUTH CAROLINA	1/10/23
-2 (68-66)	VANDERBILT	3/1/23
-2 (73-71)	LSU	2/12/19
-2 (61-59)	TENNESSEE	2/6/18
-2 (66-64)	FLORIDA	1/20/18

LOSS MARGINS IN THE SEC TOURNAMENT

Margin (Score)	Opponent	Date
-16 (64-48)	vs. Vanderbilt	3/15/13
-7 (80-73)	vs. Vanderbilt	3/10/23
-7 (69-62)	vs. Tennessee	3/12/22
-7 (71-64)	vs. Vanderbilt	3/11/12
-4 (82-78)	vs. Tennessee	3/16/19
-1 (74-73)	vs. Mississippi State	3/11/21
-1 (61-60)	vs. Florida	3/16/14

LOSS MARGINS IN THE NCAA TOURNAMENT

Margin (Score)	Opponent	Date
-7 (71-64)	vs. Wisconsin	4/4/15
-7 (73-66)	vs. West Virginia	3/27/10
-6 (75-69)	vs. Kansas State	3/19/23
-6 (85-79)	vs. Saint Peter's	3/17/22
-6 (77-71)	vs. Auburn	3/31/19
-6 (73-67)	vs. Indiana	3/19/16
-6 (60-54)	vs. UConn	3/7/2014
-3 (61-58)	vs. Kansas State	3/22/18
-3 (65-62)	vs. North Carolina	3/26/17
-1 (56-55)	vs. UConn	4/2/11



KENTUCKY BASKETBALL

KENTUCKY'S NCAA TOURNAMENT HISTORY

1942	New Orleans	Illinois (RS)	46-44	W	1977	Philadelphia	Princeton (1st)	72-58	W
		Dartmouth (RF)	28-47	L			College Park	VMI (RS)	93-78
1945	New York	Ohio State (RS)	37-45	L				North Carolina (RF)	72-79
		Tufts (Cons.)	66-56	W	1978	Knoxville	Florida State (1st)	85-76	W
1948	New York	Columbia (RS)	76-53	W			Dayton	Miami, Ohio (RS)	91-69
		Holy Cross (RF)	60-52	W	Michigan State (RF)	52-49		W	
		Baylor (NF)	58-42	W	St. Louis	Arkansas (NS)	64-59	W	
1949	New York	Villanova (RS)	85-72	W		Duke (NF)	94-88	W	
		Illinois (RF)	76-47	W	1980¹	Bowling Green	Florida State ⁸ (2nd)	97-78	W
	Seattle	Oklahoma State (NF)	46-36	W			Lexington	Duke ⁴ (RS)	54-55
		Louisville (1st)	79-68	W	1981²	Tuscaloosa		UAB ⁷ (2nd)	62-69
1951	Raleigh	St. John's (RS)	59-43	W			1982⁶	Nashville	Middle Tennessee ¹¹ (1st)
		Illinois (RF)	76-74	W	1983³	Tampa			Ohio ¹¹ (2nd)
	Minneapolis	Kansas State (NF)	68-58	W			Knoxville	Indiana ² (RS)	64-59
		Penn State (RS)	82-54	W	Louisville ¹ (RF) [OT]	68-80		L	
1952	Raleigh	St. John's (RF)	57-64	L	1984¹	Birmingham	BYU ⁸ (2nd)	93-68	W
		Marquette (RS)	71-79	L			Lexington	Louisville ⁵ (RS)	72-67
1955	Evanston	Penn State (Cons.)	84-59	W	Illinois ² (RF)	54-51		W	
		Wayne State (RS)	84-64	W	Seattle	Georgetown ¹ (NS)	40-53	L	
1956	Iowa City	Iowa (RF)	77-89	L		1985¹²	Salt Lake City	Washington ⁵ (1st)	66-58
		Pittsburgh (RS)	98-92	W	UNLV ⁴ (2nd)			64-61	W
1957	Lexington	Michigan State (RF)	68-80	L	Denver	St. John's ¹ (RS)	70-86	L	
		Miami, Ohio (RS)	94-70	W		1986¹	Charlotte	Davidson ¹⁶ (1st)	75-55
1958	Lexington	Notre Dame (RF)	89-56	W	Western Ky. ⁸ (2nd)			71-64	W
		Louisville	Tempe (NS)	61-60	W	Atlanta	Alabama ⁵ (RS)	68-63	W
Seattle (NF)	84-72		W	LSU ¹¹ (RF)	57-59		L		
1959	Evanston	Louisville (RS)	61-76	L	1987⁸	Atlanta	Ohio State ⁹ (1st)	77-91	L
		Marquette (Cons.)	98-69	W			*1988²	Cincinnati	Southern ¹⁵ (1st)
1961	Louisville	Morehead State (RS)	71-64	W	Maryland ⁷ (2nd)	90-81			W
		Ohio State (RF)	74-87	L	Birmingham	Villanova ⁶ (RS)	74-80	L	
1962	Iowa City	Butler (RS)	81-60	W		1992²	Worcester	Old Dominion ¹⁵ (1st)	88-69
		Ohio State (RF)	64-74	L	Iowa State ¹⁰ (2nd)			106-98	W
1964	Minneapolis	Ohio (RS)	69-85	L	Philadelphia	Massachusetts ³ (RS)	87-77	W	
		Loyola, Chi. (Cons.)	91-100	L		Duke ¹ (RF) [OT]	103-104	L	
1966	Iowa City	Dayton (RS)	86-79	W	1993¹	Nashville	Rider ¹⁶ (1st)	96-52	W
		Michigan (RF)	84-77	W			Utah ⁸ (2nd)	83-62	W
		College Park	Duke (NS)	83-79	W	Charlotte	Wake Forest ⁵ (RS)	103-69	W
UTEP (NF)	65-72		L	Florida State ³ (RF)	106-81		W		
1968	Lexington	Marquette (RS)	107-89	W	New Orleans	Michigan ¹ (NS) [OT]	78-81	L	
		Ohio State (RF)	81-82	L		1994³	St. Petersburg	Tennessee State ¹⁴ (1st)	83-70
1969	Madison	Marquette (RS)	74-81	L	Marquette ⁶ (2nd)			63-75	L
		Miami, Ohio (Cons.)	72-71	W	1995¹	Memphis	Mt. St. Mary's ¹⁶ (1st)	113-67	W
1970	Columbus	Notre Dame (RS)	109-99	W			Tulane ⁹ (2nd)	82-60	W
		Jacksonville (RF)	100-106	L	Birmingham	Arizona State ⁵ (RS)	97-73	W	
1971	Athens	Western Kentucky (RS)	83-107	L		North Carolina ² (RF)	61-74	L	
		Marquette (Cons.)	74-91	L	1996¹	Dallas	San Jose State ¹⁶ (1st)	110-72	W
1972	Dayton	Marquette (RS)	85-69	W			Virginia Tech ⁹ (2nd)	84-60	W
		Florida State (RF)	54-73	L	Minneapolis	Utah ⁴ (RS)	101-70	W	
1973	Nashville	Austin Peay (RS) [OT]	106-100	W		Wake Forest ² (RF)	83-63	W	
		Indiana (RF)	65-72	L	E. Rutherford	Massachusetts ¹ (NS)	81-74	W	
1975	Tuscaloosa	Marquette (1st)	76-54	W		Syracuse ⁴ (NF)	76-67	W	
		Dayton	Central Michigan (RS)	90-73	W				
		Indiana (RF)	92-90	W					
	San Diego	Syracuse (NS)	95-79	W					
		UCLA (NF)	85-92	L					

KENTUCKY BASKETBALL

KENTUCKY'S NCAA TOURNAMENT HISTORY

1997 ¹	Salt Lake City	Montana ¹⁶ (1st)	92-54	W
		Iowa ⁸ (2nd)	75-69	W
	San Jose	St. Joseph's ⁴ (RS)	83-68	W
		Utah ² (RF)	72-59	W
	Indianapolis	Minnesota ¹ (NS)	78-69	W
		Arizona ⁴ (NF) [OT]	79-84	L
1998 ²	Atlanta	S.C. State ¹⁵ (1st)	82-67	W
		Saint Louis ¹⁰ (2nd)	88-61	W
	St. Petersburg	UCLA ⁵ (RS)	94-68	W
		Duke ¹ (RF)	86-84	W
	San Antonio	Stanford ³ (NS) [OT]	86-85	W
		Utah ³ (NF)	78-69	W
1999 ³	New Orleans	New Mexico State ¹⁴ (1st)	82-60	W
		Kansas ⁶ (2nd) [OT]	92-88	W
	St. Louis	Miami, Ohio ¹⁰ (RS)	58-43	W
		Michigan State ¹ (RF)	66-73	L
2000 ⁵	Cleveland	St. Bonaventure ¹² (1st) [2OT]	85-80	W
		Syracuse ⁴ (2nd)	50-52	L
2001 ²	Long Island	Holy Cross ¹⁵ (1st)	72-68	W
		Iowa ⁷ (2nd)	92-79	W
	Philadelphia	Southern Cal ⁶ (RS)	76-80	L
2002 ⁴	St. Louis	Valparaiso ¹³ (1st)	83-68	W
		Tulsa ¹² (2nd)	87-82	W
	Syracuse	Maryland ¹ (RS)	68-78	L
2003 ¹	Nashville	IUPUI ¹⁶ (1st)	95-64	W
		Utah ⁹ (2nd)	74-54	W
	Minneapolis	Wisconsin ⁵ (RS)	63-57	W
		Marquette ³ (RF)	69-83	L
2004 ¹	Columbus	Florida A&M ¹⁶ (1st)	96-76	W
		UAB ⁹ (2nd)	75-76	L
2005 ²	Indianapolis	Eastern Kentucky ¹⁵ (1st)	72-64	W
		Cincinnati ⁷ (2nd)	69-60	W
	Austin	Utah ⁶ (RS)	62-52	W
		Michigan State ⁵ (RF) [2ot]	88-94	L
2006 ⁸	Philadelphia	UAB ⁹ (1st)	69-64	W
		UConn ¹ (2nd)	83-87	L
2007 ⁸	Chicago	Villanova ⁹ (1st)	67-58	W
		Kansas ¹ (2nd)	76-88	L
2008 ¹¹	Anaheim	Marquette ⁶ (1st)	66-74	L
2010 ¹	New Orleans	East Tennessee St. ¹⁶ (1st)	100-71	W
		Wake Forest ⁹ (2nd)	90-60	W
	Syracuse	Cornell ¹² (RS)	62-45	W
		West Virginia ² (RF)	66-73	L
2011 ⁴	Tampa	Princeton ¹³ (1st)	59-57	W
		Wake Forest ⁵ (2nd)	71-63	W
	Newark	Ohio State ¹ (RS)	62-60	W
		North Carolina ² (RF)	76-69	W
	Houston	Connecticut ³ (NS)	56-55	L
2012 ¹	Louisville	Western Kentucky ¹⁶ (1st)	81-66	W
		Iowa State ⁹ (2nd)	87-71	W
	Atlanta	Indiana ⁴ (RS)	102-90	W
		Baylor ³ (RF)	82-70	W
	New Orleans	Louisville ⁴ (NS)	69-61	W
		Kansas ² (NF)	67-59	W

2014 ⁸	St. Louis	Kansas State ⁹ (1st)	56-49	W
		Wichita State ¹ (2nd)	78-76	W
	Indianapolis	Louisville ⁴ (RS)	74-69	W
		Michigan ² (RF)	75-72	W
	Dallas	Wisconsin ² (NS)	74-73	W
		UConn ⁷ (NF)	60-54	L
2015 ¹	Louisville	Hampton ¹⁶ (1st)	79-56	W
		Cincinnati ⁸ (2nd)	64-51	W
	Cleveland	West Virginia ⁵ (RS)	78-39	W
		Notre Dame ³ (RF)	68-66	W
	Indianapolis	Wisconsin ¹ (NS)	71-64	L
2016 ⁴	Des Moines	Stony Brook ¹³ (1st)	85-57	W
		Indiana ⁵ (2nd)	73-67	L
2017 ²	Indianapolis	N. Kentucky ¹⁵ (1st)	79-70	W
		Wichita State ¹⁰ (2nd)	65-62	W
	Memphis	UCLA ³ (RS)	86-75	W
		North Carolina ¹ (RF)	75-73	L
2018 ⁵	Boise	Davidson ¹² (1st)	78-73	W
		Buffalo ¹³ (2nd)	95-75	W
	Atlanta	Kansas State ⁹ (RS)	61-58	L
2019 ²	Jacksonville	Abilene Christian ¹⁵ (1st)	79-44	W
		Wofford ⁷ (2nd)	62-56	W
	Kansas City	Houston ³ (RS)	62-58	W
		Auburn ⁵ (RF) [OT]	77-71	L
2022 ²	Indianapolis	Saint Peter's ¹⁵ (1st) [OT]	85-79	L
2023 ⁶	Greensboro	Providence ¹¹ (1st)	61-53	W
		Kansas State ³ (2nd)	75-69	L

*1988 NCAA Tournament games were vacated by NCAA

What's what?

UK Seed	Site	Opp. Seed	Round
1998 ²	Atlanta	S.C. State ¹⁵ (1st)	82-67 W

KENTUCKY BASKETBALL

KENTUCKY'S NCAA TOURNAMENT HISTORY

UK VS. THE 2023 NCAA TOURNAMENT FIELD

Opponent	UK in Series:	NCAA Tournament	Last Meeting
EAST REGION			
Purdue	6-2	0-0	12-3-97 (UK 89, PU 75)
Marquette	7-7	4-6	3-20-08 (MU 74, UK 66)
Kansas State	9-2	2-2	3-19-23 (KSU 75, UK 69)
Tennessee	160-77	0-0	2-18-23 (UK 66, UT 54)
Duke	12-11	3-2	11-9-21 (DU 79, UK 71)
Michigan State	14-12	1-3	11-15-22 (MSU 86, UK 77 20T)
Memphis	0-1	0-0	11-22-06 (MU 80, UK 63)
Florida Atlantic	1-0	0-0	12-27-08 (UK 76, FAU 69)
Southern Cal	0-3	0-1	3-22-01 (USC 80, UK 76)
Providence	4-0	1-0	3-17-23 (UK 61, PC 53)
Oral Roberts	0-0	0-0	Never met
Louisiana	0-1	0-0	12-23-90 (LLA 116, UK 113 OT)
Montana State	1-0	0-0	11-23-14 (UK 86, MSU 28)
Vermont	1-0	0-0	11-12-17 (UK 73, UV 69)
Texas Southern	1-0	0-0	11-24-07 (UK 83, TSU 35)
Fairleigh Dickinson	1-0	0-0	12-7-19 (UK 83, FDU 52)

MIDWEST REGION

Houston	4-1	1-0	3-29-19 (UK 62, UH 58)
Texas	2-0	0-0	12-5-14 (UK 63, UT 51)
Xavier	37-2	0-0	11-30-68 (UK 115, XU 77)
Indiana	32-25	3-2	3-19-16 (IU 73, UK 67)
Miami	3-1	0-0	12-6-08 (UM 73, UK 67)
Iowa State	3-0	2-0	3-17-12 (UK 87, ISU 71)
Texas A&M	13-4	0-0	1-21-23 (UK 76, TAMU 67)
Iowa	5-3	2-1	11-21-05 (UI 67, UK 63)
Auburn	97-23	0-1	2-25-23 (UK 86, AU 54)
Penn State	3-1	2-0	11-19-11 (UK 85, PSU 47)
Mississippi State	101-21	0-0	2-15-23 (UK 71, MSU 68)
Pittsburgh	4-2	1-0	11-27-98 (PITT 68, UK 56)
Drake	0-0	0-0	Never met
Kent State	1-0	0-0	11-28-01 (UK 82, KSU 68)
Kennesaw State	0-0	0-0	Never met
Colgate	0-0	0-0	Never met
Northern Kentucky	2-0	1-0	3-17-17 (UK 79, NKU 70)

SOUTH REGION

Alabama	116-41	1-0	1-7-23 (UA 78, UK 52)
Arizona	2-3	0-1	11-26-99 (UA 63, UK 1)
Baylor	7-2	2-0	12-6-13 (BU 67, UK 62)
Virginia	6-3	0-0	11-26-02 (UVA 75, UK 61)
San Diego State	0-0	0-0	Never met
Creighton	8-4	0-0	3-23-09 (UK 65, CU 63)
Missouri	14-3	0-0	12-28-22 (MU 89, UK 75)
Maryland	8-5	0-1	11-9-12 (UK 72, UMD 69)
West Virginia	16-5	2-1	1-27-18 (UK 83, WVU 76)
Utah State	1-0	0-0	12-23-57 (UK 92, USU 64)
NC State	3-1	0-0	2-2-86 (NCS 54, UK 51)
Charleston	2-0	0-0	11-28-06 (UK 77, CC 61)
Furman	1-0	0-0	12-19-89 (UK 104, FU 73)
UC Santa Barbara	0-0	0-0	Never met
Princeton	3-1	2-0	3-17-11 (UK 59, PU 57)
Texas A&M CC	0-0	0-0	Never met
SE Missouri State	0-0	0-0	Never met

WEST REGION

Kansas	24-11	2-1	1-28-23 (KU 77, UK 68)
UCLA	8-8	2-1	12-17-22 (UCLA 63, UK 53)
Gonzaga	1-1	0-0	11-20-22 (GU 88, UK 72)
Connecticut	1-4	0-3	4-7-14 (UC 60, UK 54)
Saint Mary's	0-0	0-0	Never met
TCU	2-0	0-0	1-20-96 (UK 124, TCU 80)
Northwestern	7-1	0-0	12-1-75 (NU 89, UK 77)
Arkansas	34-14	1-0	3-4-23 (UK 88, UA 79)
Illinois	11-4	4-0	3-24-84 (UK 54, UI 51)
Boise State	1-0	0-0	12-10-13 (UK 70, BSU 55)
Arizona State	5-0	1-0	11-28-16 (UK 115, ASU 69)
Nevada	0-0	0-0	Never met
VCU	0-0	0-0	Never met
Iona	6-0	0-0	12-23-05 (UK 73, IU 67)
Grand Canyon	1-0	0-0	11-14-14 (UK 84, GU 45)
UNC Asheville	4-0	0-0	11-8-13 (UK 89, UNCA 57)
Howard	1-0	0-0	11-7-22 (UK 95, HU 63)

UK SEEDING HISTORY IN NCAA TOURNAMENT

UK Seed	UK NCAA TOURNAMENT SEED GRID																Total
	1	2	3	4	5	6	7	8	9	10	11	12	13	14	15	16	
1(12)	2-3	4-2	3-1	5-2	6-0	—	6-0	5-1	—	0-1	1-0	—	—	—	—	10-0	42-10
2(8)	1-2	—	5-0	—	0-3	3-2	5-1	—	—	3-0	—	—	—	—	8-1	—	25-9
3(3)	0-2	1-0	—	—	—	1-1	—	—	—	1-0	1-0	—	—	2-0	—	—	6-3
4(3)	1-1	1-0	0-1	—	1-1	—	—	—	—	—	—	1-0	3-0	—	—	—	7-2
5(1)	—	—	—	0-1	—	—	—	—	—	0-1	—	—	2-0	1-0	—	—	3-2
6(1)	—	—	0-1	—	—	—	—	—	—	—	1-1	—	—	—	—	—	1-2
7(0)	—	—	—	—	—	—	—	—	—	—	—	—	—	—	—	—	0-0
8(4)	1-2	2-0	—	1-0	—	—	0-1	—	3-1	—	—	—	—	—	—	—	7-4
9(0)	—	—	—	—	—	—	—	—	—	—	—	—	—	—	—	—	0-0
10(0)	—	—	—	—	—	—	—	—	—	—	—	—	—	—	—	—	0-0
11(1)	—	—	—	—	—	0-1	—	—	—	—	—	—	—	—	—	—	0-1
12(1)	0-1	—	—	1-0	1-0	—	—	—	—	—	—	—	—	—	—	—	2-1
Total	5-11	8-2	8-3	7-3	8-4	4-4	5-2	6-0	8-3	4-0	2-2	4-0	4-0	2-0	8-1	10-0	

*The NCAA began seeding at the 1979 NCAA Tournament

March Madness Numbers

Following the conclusion of the 2023 NCAA Tournament, Kentucky holds many distinctions in March Madness play, including:

Appearances

1. KENTUCKY	60
2. North Carolina	52
3. Kansas	51
UCLA	51
5. Duke	45

NCAA Championships

1. UCLA	11
2. KENTUCKY	8
3. North Carolina	7
4. Duke	5
Indiana	5
UConn	5

Tournament Games

1. KENTUCKY	184
2. North Carolina	180
3. Kansas	166
4. Duke	159
UCLA	159

NCAA Final Four Appearances

1. North Carolina	21
2. UCLA	19
3. KENTUCKY	17
Duke	17
5. Kansas	16

Tournament Wins

1. North Carolina	131
2. KENTUCKY	130
3. Duke	119
4. Kansas	116
5. UCLA	115

NCAA Elite Eight Appearances

1. KENTUCKY	34
2. North Carolina	29
3. UCLA	23
Duke	23
Kansas	23

UK NCAA TEAM SINGLE-GAME RECORDS

MOST POINTS

113, Mount Saint Mary's (1995, 1st Round)
110, San Jose State (1996, 1st Round)
109, Notre Dame (1970, Sweet 16)
106, Florida State (1993, Elite 8)
106, Iowa State (1992, 2nd Round)
106, Austin Peay (1973, Sweet 16) [OT]
by Opponent
107 by Western Kentucky (1971, Sweet 16)
106 by Jacksonville (1970, Elite 8)
104 by Duke (1992, Elite 8) [OT]

FEWEST POINTS

28, Dartmouth (1942, Elite 8)
37, Ohio State (1945, Sweet 16)
40, Georgetown (1984, Final Four)
44, Middle Tennessee (1982, 1st Round)
by Opponent
36, Oklahoma State (1949, Championship)
39, West Virginia (2015, Sweet 16)
40, Miami, Ohio (1999, Sweet 16)
42, Baylor (1948, Championship)

FIELD GOALS

50, Austin Peay (1973, Sweet 16)
43, Notre Dame (1970, Sweet 16)
43, Marquette (1968, Sweet 16)
43, Marquette (1959, Regional Cons.)
42, San Jose State (1996, 1st Round)
by Opponent
46 by Austin Peay (1973, Sweet 16)
42 by Western Kentucky (1971, Sweet 16)

FIELD GOALS ATTEMPTED

99, Miami, Ohio (1958, Sweet 16)
97, Austin Peay (1973, Sweet 16)
89, Jacksonville (1970, Elite 8)
86, UCLA (1975, Championship)
84, Loyola (1964, Regional Cons.)
by Opponent
99 by Austin Peay (1973, Sweet 16)
87 by Michigan State (1957, Elite 8)
85 by Michigan (1966, Elite 8)

HIGHEST FIELD-GOAL PERCENTAGE

.667, Southern (1988, 1st Round) [38-of-57]
.621, Miami, Ohio (1978, Sweet 16) [41-of-66]
.619, Wake Forest (1993, Sweet 16) [39-of-63]
.615, Utah (2005, Sweet 16) [24-of-39]
.615, IUPUI (2003, 1st Round) [40-of-65]
by Opponent
.660 by Ohio State (1987, 1st Round) [33-of-50]
.654 by Duke (1992, Elite 8) [34-of-52]
.605 by North Carolina (1977, Elite 8) [23-of-38]

LOWEST FIELD-GOAL PERCENTAGE

.245, Georgetown (1984, Final Four) [13-of-53]
.280, North Carolina (1995, Elite 8) [21-of-75]
.302, Temple (1958, Final Four) [19-of-63]
.311, UAB (2006, 1st Round) [19-of-61]
.316, Marquette (1994, 2nd Round) [24-of-76]
by Opponent
.241 by West Virginia (2015, Sweet 16) [13-of-54]
.263 by Stony Brook (2016, First Round) [20-76]
.282 by Notre Dame (1958, Elite 8) [22-of-78]
.288 by Hampton (2015, 2nd Round) [17-of-59]

3-POINT FIELD GOALS

16, Wake Forest (1993, Sweet 16)
15, East Tennessee State (2010, 1st Round)
13, Iowa (2001, 2nd Round)
13, Mount Saint Mary's (1995, 1st Round)
12, North Carolina (2011, Elite 8)
12, Syracuse (1996, Championship)

by Opponent

13 by Arizona State (1995, Sweet 16)
12 by Kansas (1999, 2nd Round)

3-POINT FIELD GOALS ATTEMPTED

38, Marquette (1994, 2nd Round)
36, North Carolina (1995, Elite 8)
33, East Tennessee State (2010, 1st Round)
32, West Virginia (2010, Elite 8)
30, Arizona (1997, Championship)
by Opponent
33 by Davidson (2018, 1st Round)
32 by Northern Kentucky (2017, 1st Round)
32 by St. Bonaventure (2000, 1st Round)

3-POINT FIELD-GOAL PERCENTAGE (MIN. 10 ATTEMPTS)

.667, Wake Forest (1993, Sweet 16) [16-of-24]
.636, Wake Forest (1996, Elite 8) [7-of-11]
.583, Cincinnati (2005, 2nd Round) [7-of-12]
.571, New Mexico State (1999, 1st Round) [8-of-14]
.545, North Carolina (2011, Elite 8) [12-of-22]
.545, Duke (1992, Elite 8) [12-of-22]
by Opponent
.625 by Kansas (2007, 2nd Round) [10-of-16]
.571 by USC (2001, Sweet 16) [8-of-14]
.556 by Holy Cross (2001, Sweet 16) [10-of-18]

FREE THROWS

35, Indiana (2012, Sweet 16)
33, Tennessee State (1994, 1st Round)
30, Washington (1985, 1st Round)
30, Ohio State (1961, Elite 8)
30, Pittsburgh (1957, Sweet 16)
by Opponent

38 by Loyola (1964, Regional Cons.)
34 by Arizona (1997, Championship)
34 by Iowa State (1992, 2nd Round)

FREE THROWS ATTEMPTED

48, Tennessee State (1994, 1st Round)
41, Pittsburgh (1957, Sweet 16)
40, Washington (1985, 1st Round)
39, Ohio State (1961, Elite 8)
38, Syracuse (1975, Final Four)
by Opponent
44 by Loyola (1964, Regional Cons.)
41 by Arizona (1997, Championship)
40 by UAB (1981, 2nd Round)

FREE-THROW PERCENTAGE (MIN. 10 ATTEMPTS)

1.000, Utah (2003, Sweet 16) [18-of-18]
.946, Indiana (2012, Sweet 16) [35-of-37]
.944, Connecticut (2006, 2nd Round) [17-of-18]
.900, Dayton (1966, Sweet 16) [18-of-20]
.900, Wisconsin (2015, Final Four) [9-of-10]
by Opponent
1.000 by Villanova (1988, Sweet 16) [17-of-17]
.950 by Wisconsin (2014, Final Four) [19-of-20]
.917 by Utah (1997, Elite 8) [11-of-12]
.917 by North Carolina (1977, Elite 8) [33-of-36]

REBOUND MARGIN

+27, Abilene Christina (2019, 1st Round)
+26, Florida State (1993, Sweet 16)
+23, Florida State (1980, 2nd Round)
+20, Hampton (2105, 2nd Round)
+20, Davidson (1986, 1st Round)
by Opponent
+25 by Marquette (1971, Regional Cons.)
+24 by Ohio State (1961, Elite 8)
+15 by Utah (1998, Championship)

ASSISTS

35, San Jose State (1996, 1st Round)
33, Mount St. Mary's (1995, 1st Round)
27, East Tennessee State (2010, 1st Round)
27, Arizona State (1995, Sweet 16)
26, Iowa State (1992, 2nd Round)
by Opponent
23 by Duke (1992, Elite 8)
23 by UCLA (1975, Championship)
21 by Marquette (2003, Elite 8)

MOST TURNOVERS

25, Southern (1988, 1st Round)
23, Florida State (1978, 1st Round)
21, Syracuse (2000, 2nd Round)
20, Florida State (1993, Elite 8)
20, Louisville (1984, Sweet 16)
by Opponent
30 by Old Dominion (1992, 1st Round)
28 by Tennessee State (1994, 1st Round)
26 by Minnesota (1997, Final Four)
26 by San Jose State (1996, 1st Round)

FEWEST TURNOVERS

4, Wisconsin (2014, Final Four)
6, UCLA (2017, Sweet 16)
6, Wisconsin (2015, Final Four)
6, Indiana (2012, Sweet 16)
6, Stanford (1998, Final Four)
6, Utah (1996, Sweet 16)
by Opponent
4 by Florida State (1978, 1st Round)
5 by St. John's (1995, Sweet 16)
6 by Duke (1998, Elite 8)

BLOCKS

15, Stony Brook (2016, 1st Round)
14, UCLA (1998, Sweet 16)
11, Kansas (2012, National Championship)
11, Ohio State (2011, Sweet 16)
11, East Tennessee State (2010, 1st Round)
11, South Carolina State (1998, 1st Round)
11, Montana (1997, 1st Round)
by Opponent
9 by North Carolina (2017, Elite Eight)
9 by Florida State (1978, 1st Round)
8 by Massachusetts (1996, Final Four)
8 by Middle Tennessee (1982, 1st Round)

STEALS

17, San Jose State (1996, 1st Round)
17, Tennessee State (1994, 1st Round)
16, Marquette (1994, 2nd Round)
16, Old Dominion (1992, 1st Round)
14, Minnesota (1997, Final Four)
14, Montana (1997, 1st Round)
by Opponent
13 by Florida A&M (2004, 1st Round)
11 by Kansas State (2023, 2nd Round)
11 by Kansas State (2018, Sweet 16)
11 by East Tennessee State (2010, 1st Round)
11 by USC (2001, Sweet 16)
11 by Louisville (1983, Elite 8)

WINNING MARGIN

+46, Mount St. Mary's, (1995 1st Round) [113-67]
+44, Rider, (1993, 1st Round) [96-52]
+39, West Virginia, (2015, Sweet 16) [78-39]
+38, Montana, (1997, 1st Round) [92-54]
+38, San Jose State, (1996, 1st Round) [110-72]

UK NCAA INDIVIDUAL SINGLE-GAME RECORDS

POINTS

44, Dan Issel vs. Notre Dame (1970, Sweet 16)
41, Tayshaun Prince vs. Tulsa (2002, 2nd Round)
41, Jack Givens vs. Duke (1978, Championship)
39, De'Aaron Fox vs. UCLA (2017, Sweet 16)
36, Dan Issel vs. Miami, Ohio (1969, Regional Cons.)
36, Dan Issel vs. Marquette (1968, Sweet 16)

Opponent

52 Austin Carr, Notre Dame (1970, Sweet 16)
36 Henry Finkel, Dayton (1966, Sweet 16)
35 Jim McDaniels, Western Kentucky (1971, Sweet 16)
34 Carl Cain, Iowa (1956, Elite 8)
33 Kent Benson, Indiana (1975, Elite 8)
33 Jerry Lucas, Ohio State (1962, Elite 8)
33 Jerry Lucas, Ohio State (1961, Elite 8)

FIELD GOALS

18, Jack Givens vs. Duke (1978, Championship) [27 att.]
17, Dan Issel vs. Notre Dame (1970, Sweet 16) [28 att.]
15, Jim Andrews vs. Austin Peay (1973, Sweet 16) [19 att.]
14, Tayshaun Prince vs. Tulsa (2002, 2nd Round) [21 att.]
14, Dan Issel vs. Marquette (1968, Sweet 16) [18 att.]
14, Louie Dampier vs. Dayton (1966, Sweet 16) [23 att.]
14, Bob Burrow vs. Wayne State (1956, Sweet 16)
Opponent
22 Austin Carr, Notre Dame (1970, 1st Round) [35 att.]
15 Henry Finkel, Dayton (1966, Sweet 16) [26 att.]

FIELD GOALS ATTEMPTED

30, Kevin Grevey vs. UCLA (1975, Championship)
29, Bill Spivey vs. Kansas State (1951, Championship)
28, Dan Issel vs. Notre Dame (1970, Sweet 16)
27, Jack Givens vs. Duke (1978, Championship)
27, Pat Riley vs. Michigan (1966, Elite 8)
27, Cotton Nash vs. Loyola (1964, Regional Cons.)
Opponent
35 Austin Carr, Notre Dame (1970, 1st Round)
32 Elgin Baylor, Seattle (1958, Championship)
31 James Williams, Austin Peay (1973, Sweet 16)
29 Don Hennon, Pittsburgh (1957, Sweet 16)
26 Ron Carter, VMI (1977, Sweet 16)
26 Henry Finkel, Dayton (1966, Sweet 16)
26 Bob Brown, Louisville (1951, 1st Round)

FIELD-GOAL PERCENTAGE (MIN. 8 ATTEMPTS)

1.000, Kenny Walker vs. Western Kentucky (1986, 2nd Round) [11-11]
.909, Travis Ford vs. Wake Forest (1993, Sweet 16) [10-11]
.900, DeMarcus Cousins vs. Wake Forest (2010, 2nd Round) [9-10]
.900, Patrick Patterson vs. East Tennessee State (2010, 1st Round) [9-10]
.875, Three times last by Anthony Davis [7-8] vs. Louisville (2012, Final Four)
Opponent
1.000 Christian Laettner, Duke (1992, Elite 8) [10-10]
.900 Ben Caton, Utah (1996, Sweet 16) [9-10]
.875 Ric Cobb, Marquette (1969, Sweet 16) [7-8]
.818 Randy Ayers, Miami, Ohio (1978, Sweet 16) [9-11]

3-POINT FIELD GOALS

8, Eric Bledsoe vs. East Tennessee St. (2010, 1st Round)
7, Tony Delk vs. Syracuse (1996, Championship)
6, Tayshaun Prince vs. Tulsa (2002, 2nd Round)
6, Tayshaun Prince vs. Iowa (2001, 2nd Round)
5, 16 times, last Antonio Reeves vs. Providence (2023, 1st Round)

Opponent

6 Eight times, last by Armoni Brooks, Houston, (2019, Sweet 16)

3-POINT FIELD GOALS ATTEMPTED

14, Tony Delk vs. North Carolina (1995, Elite 8)
12, Scott Padgett vs. Arizona (1997, Championship)
12, Tony Delk vs. Syracuse (1996, Championship)
12, Tony Delk vs. Marquette (1994, 2nd Round)
11, Brandon Knight vs. UConn (2011, Final Four)
11, Brandon Knight vs. North Carolina (2011, Elite 8)
Opponent
18, Jeff Boschee, Kansas (1999, 2nd Round)
14, Terrence Woods, Florida A&M (2004, 1st Round)
12, Armoni Brooks, Houston (2019, Sweet 16)
12, Fletcher Magee, Wofford, (2019, 2nd Round)

3-POINT FIELD-GOAL PERCENTAGE (MIN. 5 ATTEMPTS)

1.000, Jamal Mashburn vs. Wake Forest (1993, Sweet 16) [5-5]
.889, Eric Bledsoe vs. East Tennessee State (2010, 1st Round) [8-9]
.833, Cameron Mills vs. St. Joseph's (1997, Sweet 16) [5-6]
.833, Travis Ford vs. Wake Forest (1993, Sweet 16) [5-6]
.800, John Pelphrey vs. Iowa State (1992, 2nd Round) [4-5]
Opponent
.857 Brandon Rush, Kansas (2007, 2nd Round) [6-7]
.833 Shannon Brown, Michigan State (2005, Elite Eight) [5-6]
.800 Nathan Hoover, Wofford (2019, 2nd Round) [4-5]
.800 Isaac Hamilton, UCLA (2017, Sweet 16) [4-5]

FREE THROWS

17, Roger Newman vs. Ohio State (1961, Elite 8)
14, Randolph Morris vs. Kansas (2007, 2nd Round)
13, Five times, last by De'Aaron Fox vs. UCLA (2017, Sweet 16)
Opponent
16 John Riser, Pittsburgh (1957, Sweet 16)
15 Ron Bayless, Iowa State (1992, 2nd Round)
14 Miles Simon, Arizona (1997, Championship)
14 Dean Meminger, Marquette (1971, Regional Cons.)
14 Jim Coleman, Loyola (1964, Elite 8)

FREE THROWS ATTEMPTED

22, Roger Newman vs. Ohio State (1961, Elite 8)
20, PJ Washington vs. Kansas St. (2018, Sweet 16)
19, Rodrick Rhodes vs. Tennessee St. (1994, 1st Round)
17, Scott Padgett vs. Kansas (1999, 2nd Round)
Opponent
18 Robert Kendrick, Wayne State (1956, Sweet 16)
17 Miles Simon, Arizona (1997, Championship)
17 Dean Meminger, Marquette (1971, Regional Cons.)
17 Jim Coleman, Loyola (1964, Elite 8)
17 John Riser, Pittsburgh (1957, Sweet 16)

FREE-THROW PERCENTAGE

(MIN. 10 ATTEMPTS)

1.000, 11 times, last by Michael Kidd-Gilchrist vs. Indiana (2012, Sweet 16) [10-10]

Opponent

1.000, 14 times last by Jared Harper, Auburn (2019, Elite 8) [11-11]

REBOUNDS

25, Oscar Tshiebwe vs. Providence (2023, 1st Round)
24, Jerry Bird vs. Iowa (1956, Elite Eight)
21, Bill Spivey vs. Kansas State (1951, Championship)
18, Oscar Tshiebwe vs. Kansas State (2023, 2nd Rd.)
18, Bam Adebayo vs. NKU (2017, 1st Round)
Opponent
30, Jerry Lucas, Ohio State (1961, Elite 8)
23, Kent Benson, Indiana (1975, Elite 8)
20, Artis Gilmore, Jacksonville (1970, Elite 8)
19, Elgin Baylor, Seattle (1958, Championship)

ASSISTS

14, Dicky Beal vs. BYU (1984, 2nd Round)
11, John Wall vs. E. Tennessee State (2010, 1st Round)
9, Seven times, last by Ramel Bradley vs. Kansas (2007, 2nd Round)
Opponent
14 Andre McCarter, UCLA (1975, Championship)
12 by Edgar Padilla, Massachusetts (1996, Final Four)
11 by Dwayne Wade, Marquette (2003, Elite 8)
11 by Mateen Cleaves, Michigan State (1999, Elite 8)
11 by Bruce Douglass, Illinois (1984, Elite 8)

BLOCKS

7, Anthony Davis vs. WKU (2012, 2nd Round)
6, Skal Labissiere vs. Stony Brook (2016, 1st Round)
6, Anthony Davis vs. Kansas (2012, Championship)
6, Anthony Davis vs. Baylor (2012, Elite 8)
6, Jamaal Magloire vs. UCLA (1998, Sweet 16)
6, Nazr Mohammed vs. UCLA (1998, Sweet 16)
Opponent
6, Marcus Camby, Massachusetts (1996, Final Four)
5, Buck Hailey, Middle Tennessee (1982, 1st Round)
5, Bo Ellis, Marquette (1975, 1st Round)
4, Nine times, last by Nae'Qwan Tomlin, Kansas State (2023, 2nd Round)

STEALS

6, Anthony Epps vs. San Jose State (1996, 1st Round)
6, Antoine Walker vs. San Jose State (1996, 1st Round)
6, Dicky Beal vs. Louisville (1984, Sweet 16)
5, Nine times, last by Shai Gilgeous-Alexander vs. Davidson (2018, 1st Round)
Opponent
5, Terrence Woods, Florida A&M (2004, 1st Round)
5, Tim Horton, Tennessee State (1994, 1st Round)
4, 16 times, last by Reginald Johnson, Hampton (2015, 1st Round)



JACOB TOPPIN

Senior | Forward | 6-9 | 205 | Brooklyn, N.Y. | Univ. of Rhode Island

2022-23 SEASON/CAREER HIGHS*

Points		
Season	24, LOUISVILLE (12/31/22)	
Career	24, LOUISVILLE (12/31/22)	
Rebounds		
Season	12, AUBURN (2/25/23)	
Career	12, AUBURN (2/25/23)	
Field Goals		
Season	10, LOUISVILLE (12/31/22)	
Career	10, LOUISVILLE (12/31/22)	
Field Goals Attempted		
Season	18, at Gonzaga (11/20/22)	
Career	18, at Gonzaga (11/20/22)	
3-Point Field Goals		
Season	2, 4x, last vs. Vanderbilt (3/10/23)	
Career	3, ALABAMA (11/15/19)	
3-Point Field Goals Attempted		
Season	7, vs. Vanderbilt (3/10/23)	
Career	7, vs. Vanderbilt (3/10/23)	
Free Throws		
Season	7, at Arkansas (3/4/23)	
Career	7, at Arkansas (3/4/23)	
Free Throws Attempted		
Season	8, 3x, last at Arkansas (3/4/23)	
Career	8, 4x, last at Arkansas (3/4/23)	
Assists		
Season	5, 3x, last AUBURN (2/25/23)	
Career	6, WESTERN KENTUCKY (12/22/21)	
Steals		
Season	2, 4x, last at Mississippi St. (2/15/23)	
Career	3, at Ole Miss (3/2/21)	
Blocked Shots		
Season	2, 3x, last at Vanderbilt (1/24/23)	
Career	4, SOUTHERN (12/7/21)	
Minutes Played		
Season	39, 2x, last vs. Vanderbilt (3/10/23)	
Career	40, ALABAMA (2/19/22)	
MISCELLANEOUS		
	2022-23	CAREER*
Dunks	29	83
Double-Figure Scoring Games	23	39
Double-Figure Rebounding Games	9	9
Games With Double-Double	8	8
Games Led Team in Scoring	4	4
Games Led Team in Rebounding	4	6
Games Led Team in Assists	3	6
Games Led Team in Steals	5	8
Games Led Team in Blocks	6	15
Games With 3+ Assists	11	16
Games With 3+ Blocks	0	2
Games With 3+ Steals	0	1
Games With 3+ Three-Pointers	0	1
<i>*includes Rhode Island statistics</i>		

- Tallied double-digit points in 15 of the last 17 games played
- Shot 13 of 26 (50.0%) from 3-point range in SEC play
- Totaled 18 points and six boards in NCAA Tournament win vs. Providence
- Had 21 points and 11 boards in the SEC Tournament vs. Vanderbilt
- Went for 21 points, four rebounds and three assists in win at Arkansas
- Totaled 13 points, a career-best 12 boards and season-high-tying five assists in win over Auburn
- Scored 19 points and added 11 boards in win at Florida
- Recorded fifth double-double of the season with 17 points and 10 boards in win over Florida
- Scored 18 points and dished out four assists in 36 minutes at Ole Miss
- Totaled 14 points and four boards against No. 9 Kansas
- Produced a double-double with 12 points and 10 rebounds at Vanderbilt
- Scored 17 points in win over Texas A&M
- Logged a double-double with 11 points and 11 rebounds, while also leading the team with four assists in the win over Georgia
- Went for five points, eight boards and a season-high five assists in win at No. 5 Tennessee
- Produced 21 points, three rebounds, a block and a steal in the win over LSU. Sank two clutch free-throws to seal the game for the Cats
- Poured in a career-high 24 points while grabbing seven boards in win over Louisville
 - Tabbed the Bluegrass Sports Commission MVP of the annual UK-Louisville game
- Tallied double-digit points in four straight games from Nov. 20-Dec. 4
- Scored a 20 points and added 10 rebounds in the win over North Florida
- Had 16 points at Gonzaga
- Notched first-career double-double with 15 points and a career-best 11 boards against Howard
- Averaged a team-high 15.5 points per game in its two fall exhibitions
- Averaged 16.8 points per game during the foreign tour in The Bahamas
 - Connected on 56.5% of field-goal attempts and 53.3% from long range
 - Made eight 3-pointers
 - Led the team with 27 points and five 3s against Carleton University

Game-By-Game Statistics

Opponent	Date	GS	Min	FG-A	Pct.	3FG-A	Pct.	FT-A	Pct.	Off-Def-Tot	PF	Ast	TO	Blk	Stl	Pts
HOWARD	11/7	*	32	5-12	.417	1-2	.500	4-7	.571	3-8-11	2	2	0	0	2	15
DUQUESNE	11/11	*	28	4-12	.333	0-1	.000	0-0	.000	1-7-8	2	3	2	1	2	8
vs. Michigan State	11/15	*	31	3-8	.375	1-3	.333	3-4	.750	1-3-4	4	0	1	1	0	10
S. CAROLINA STATE	11/17	*	20	4-8	.500	0-2	.000	0-1	.000	3-6-9	2	2	0	1	1	8
at Gonzaga	11/20	*	36	7-18	.389	0-4	.000	2-4	.500	1-2-3	2	1	2	0	0	16
NORTH FLORIDA	11/23	*	21	7-15	.467	1-2	.500	5-8	.625	4-6-10	2	1	1	0	0	20
BELLARMINE	11/29	*	31	4-9	.444	0-2	.000	4-4	1.000	2-3-5	0	2	0	0	0	12
vs. Michigan	12/4	*	25	6-12	.500	0-1	.000	2-3	.667	2-3-5	3	1	2	0	0	14
YALE	12/10	*	31	2-6	.333	0-1	.000	0-0	.000	2-3-5	1	4	1	0	0	4
vs. UCLA	12/17	*	24	2-10	.200	0-2	.000	1-2	.500	4-3-7	2	2	3	0	1	5
FLORIDA A&M	12/21		19	1-2	.500	0-0	.000	2-3	.667	2-3-5	0	1	0	1	0	4
at Missouri	12/28		13	0-2	.000	0-1	.000	0-0	.000	0-4-4	0	1	3	0	0	0
LOUISVILLE	12/31	*	35	10-15	.667	0-1	.000	4-6	.667	3-4-7	4	2	2	0	0	24
LSU	1/3	*	32	9-13	.692	1-1	1.000	2-2	1.000	1-2-3	1	3	1	1	1	21
at Alabama	1/7	*	25	1-10	.100	1-1	1.000	0-0	.000	3-3-6	3	0	0	2	0	3
SOUTH CAROLINA	1/10			DNP - Right shoulder injury												
at Tennessee	1/14	*	33	1-5	.200	0-0	.000	3-5	.600	2-6-8	1	5	3	0	0	5
GEORGIA	1/17	*	39	3-10	.300	0-0	.000	5-6	.833	2-9-11	2	4	0	2	1	11
TEXAS A&M	1/21	*	34	7-12	.583	1-2	.500	2-4	.500	3-1-4	2	3	1	1	2	17
at Vanderbilt	1/24	*	34	6-7	.857	0-0	.000	0-0	.000	1-9-10	1	2	1	2	0	12
KANSAS	1/28	*	32	6-11	.545	0-1	.000	2-4	.500	0-4-4	4	2	1	0	0	14
at Ole Miss	1/31	*	36	7-14	.500	0-2	.000	4-4	1.000	1-2-3	2	4	2	0	0	18
FLORIDA	2/4	*	35	8-16	.500	1-2	.500	0-1	.000	2-8-10	3	1	1	1	0	17
ARKANSAS	2/7	*	37	4-9	.444	0-1	.000	3-8	.375	2-6-8	3	2	2	0	0	11
at Georgia	2/11	*	37	5-15	.333	2-4	.500	0-0	.000	1-7-8	3	5	1	0	0	12
at Mississippi State	2/15	*	37	7-9	.778	1-1	1.000	1-2	.500	1-2-3	4	2	2	0	2	16
TENNESSEE	2/18	*	35	4-8	.500	1-1	1.000	2-4	.500	1-4-5	2	2	2	0	0	11
at Florida	2/22	*	35	7-10	.700	2-3	.667	3-4	.750	3-8-11	1	1	2	0	0	19
AUBURN	2/25	*	33	6-11	.545	1-1	1.000	0-0	.000	4-8-12	5	5	1	0	1	13
VANDERBILT	3/1	*	37	1-7	.143	0-3	.000	5-7	.714	1-9-10	2	2	2	0	1	7
at Arkansas	3/4	*	38	6-9	.333	2-3	.667	7-8	.875	0-4-4	3	3	4	1	1	21
vs. Vanderbilt	3/10	*	39	8-15	.533	2-7	.286	3-6	.500	5-6-11	3	1	3	1	1	21
vs. Providence	3/17	*	37	6-14	.429	0-2	.000	6-6	1.000	1-5-6	1	2	1	1	0	18
vs. Kansas State	3/19	*	28	1-7	.143	0-2	.000	0-0	.000	1-3-4	5	3	2	0	0	2

Career Statistics

Year	GP-GS	Min-Avg	FG-FGA	Pct	3FG-FGA	Pct	FT-FTA	Pct	Off-Def-Tot-Avg	PF-FO	Ast	TO	Blk	Stl	Pts	Avg
2019-20	30-3	560-18.7	55-129	.426	13-53	.245	29-45	.644	42-75-117-3.9	63-0	15	17	12	11	152	5.1
2020-21	24-2	412-17.2	44-99	.444	4-13	.308	32-41	.780	22-63-8-5-3.5	26-0	16	20	6	11	124	5.2
2021-22	29-4	516-17.8	70-126	.556	4-10	.400	35-47	.745	29-64-93-3.2	35-1	32	17	16	10	179	6.2
2022-23	33-31	1036-31.4	158-341	.463	18-59	.305	75-113	.664	63-161-224-6.8	75-2	74	49	16	16	409	12.4
TOTAL	116-40	2523-21.8	327-695	.471	39-135	.289	171-246	.695	156-363-519-4.5	199-3	137	103	50	48	864	7.4



2022-23 SEASON/CAREER HIGHS*

Points		
Season	20, HOWARD (11/7/22)	
Career	23, at Minnesota (12/25/20)	
Rebounds		
Season	4, TEXAS A&M (1/21/23)	
Career	5, ORAL ROBERTS (11/15/19)	
Field Goals		
Season	6, 2x, last S. CAROLINA (1/10/23)	
Career	8, NORTH CAROLINA (12/8/20)	
Field Goals Attempted		
Season	12, TEXAS A&M (1/21/23)	
Career	12, 3x, last TEXAS A&M (1/21/23)	
3-Point Field Goals		
Season	4, 2x, last FLORIDA A&M (12/21/22)	
Career	5, 3x, last at Minnesota (12/25/20)	
3-Point Field Goals Attempted		
Season	10, TEXAS A&M (1/21/23)	
Career	10, TEXAS A&M (1/21/23)	
Free Throws		
Season	6, HOWARD (11/7/22)	
Career	6, 3x, last HOWARD (11/7/22)	
Free Throws Attempted		
Season	7, HOWARD (11/7/22)	
Career	8, vs. Cincinnati (12/21/19)	
Assists		
Season	5, at Vanderbilt (1/24/23)	
Career	6, SOUTHERN (11/27/20)	
Steals		
Season	4, SOUTH CAROLINA ST. (11/17/22)	
Career	4, SOUTH CAROLINA ST. (11/17/22)	
Blocked Shots		
Season	-	
Career	1, 9x, last vs. Grand Canyon (3/20/21)	
Minutes Played		
Season	37, at Tennessee (1/14/23)	
Career	39, at Minnesota (12/25/20)	
MISCELLANEOUS		
	2022-23	CAREER*
Dunks	0	0
Double-Figure		
Scoring Games	10	29
Double-Figure		
Rebounding Games	0	0
Games With		
Double-Double	0	0
Games Led Team		
in Scoring	1	5
Games Led Team		
in Rebounding	0	0
Games Led Team		
in Assists	2	7
Games Led Team		
in Steals	4	11
Games Led Team		
in Blocks	0	3
Games With		
3+ Assists	6	27
Games With		
3+ Blocks	0	0
Games With		
3+ Steals	1	1
Games With		
3+ Three-Pointers	6	18

*includes Iowa statistics

- SEC Community Service Team honoree
- Dished out a team-high four assists in 15 minutes in win at Arkansas
- Had six points in 28 minutes against Vanderbilt at home marking the most points scored and minutes played since Feb. 4 Played seven minutes in win over Auburn after missing previous four games with rib injury
- Scored 12 points while connecting on three 3-pointers in win over Florida
- Reached double-figure scoring for the fourth time in five games with 10 points at Vanderbilt. He also added a season-high five assists
- Scored 12 points in win over Texas A&M
- Poured in 13 points in a season-high 37 minutes in win at No. 5 Tennessee
- After missing the previous three games with a right hand injury, returned against South Carolina and scored 14 points, including sinking two 3s
- Sunk four 3-pointers and added a pair of assists in the win over Florida A&M
- Had a career-high four steals to go with a team-best 17 points against South Carolina State
- Went for 20 points, three rebounds and three assists against Howard
- Averaged 14.5 points on 63.6% shooting from long range in UK's two fall exhibitions
 - Made at least three 3s in both games
- Missed the 2021-22 season due to a hamstring injury
- Prior to the injury, was entering the season as the nation's leading returning in career 3-point field-goal percentage (46.6%) with a minimum of 150 attempts
- Logged 37 minutes in three games during the foreign tour in The Bahamas
 - Averaged 4.0 points per game on 50% shooting and also contributed 2.0 assists per game

Game-By-Game Statistics

Opponent	Date	GS	Min	FG-A	Pct.	3FG-A	Pct.	FT-A	Pct.	Off-Def-Tot	PF	Ast	TO	Blk	Stl	Pts
HOWARD	11/7	*	30	6-9	.667	2-5	.400	6-7	.857	0-3-3	0	3	0	0	1	20
DUQUESNE	11/11	*	30	5-9	.556	4-7	.571	0-0	.000	0-2-2	0	3	1	0	0	14
vs. Michigan State	11/15	*	32	2-7	.286	1-6	.167	0-0	.000	0-0-0	4	0	0	0	0	5
S. CAROLINA STATE	11/17	*	20	5-11	.455	3-7	.429	4-4	1.000	1-1-2	1	3	1	0	4	17
at Gonzaga	11/20	*	36	1-9	.111	1-6	.167	0-0	.000	2-0-2	1	3	2	0	1	3
NORTH FLORIDA	11/23		11	1-2	.500	0-1	.000	0-0	.000	0-0-0	1	2	0	0	0	2
BELLARMINE	11/29		19	3-7	.429	3-7	.429	2-2	1.000	0-0-0	0	0	0	0	0	11
vs. Michigan	12/4		16	1-3	.333	1-3	.333	0-1	.000	0-0-0	1	1	0	0	0	3
YALE	12/10		9	0-2	.000	0-0	.000	0-0	.000	0-0-0	3	1	0	0	1	0
vs. UCLA	12/17		6	0-0	.000	0-0	.000	0-0	.000	0-0-0	0	0	0	0	0	0
FLORIDA A&M	12/21		25	4-7	.571	4-6	.667	0-0	.000	0-0-0	1	2	0	0	0	12
at Missouri	12/28		4	0-1	.000	0-1	.000	0-0	.000	0-0-0	1	0	0	0	0	0
LOUISVILLE	12/31															
LSU	1/3															
at Alabama	1/7															
SOUTH CAROLINA	1/10		30	6-9	.667	2-4	.500	0-0	.000	0-0-0	0	1	0	0	0	14
at Tennessee	1/14	*	37	4-11	.364	3-9	.333	2-2	1.000	0-2-2	1	1	2	0	0	13
GEORGIA	1/17	*	36	1-8	.125	1-5	.200	0-0	.000	0-1-1	3	2	0	0	0	3
TEXAS A&M	1/21	*	35	3-12	.250	2-10	.200	4-4	1.000	2-2-4	0	2	1	0	2	12
at Vanderbilt	1/24	*	28	4-8	.500	2-5	.400	0-0	.000	1-1-2	1	5	1	0	1	10
KANSAS	1/28	*	29	1-8	.125	0-5	.000	0-0	.000	0-0-0	0	2	2	0	1	2
at Ole Miss	1/31	*	20	0-2	.000	0-1	.000	0-0	.000	0-0-0	3	1	0	0	0	0
FLORIDA	2/4	*	35	4-10	.400	3-6	.500	1-1	1.000	0-1-1	1	1	2	0	0	12
ARKANSAS	2/7	*	21	0-4	.000	0-2	.000	0-0	.000	0-0-0	1	1	0	0	0	0
at Georgia	2/11															
at Mississippi State	2/15															
TENNESSEE	2/18															
at Florida	2/22															
AUBURN	2/25		7	0-0	.000	0-0	.000	0-0	.000	0-0-0	1	1	0	0	0	0
VANDERBILT	3/1	*	28	2-7	.286	1-4	.250	1-1	1.000	0-1-1	0	0	1	0	1	6
at Arkansas	3/4	*	15	0-2	.000	0-2	.000	2-2	1.000	0-0-0	0	4	0	0	1	2
vs. Vanderbilt	3/10		14	0-1	.000	0-0	.000	0-0	.000	0-0-0	2	1	1	0	1	0
vs. Providence	3/17		7	0-2	.000	0-2	.000	0-0	.000	0-0-0	2	1	0	0	0	0
vs. Kansas State	3/19		19	1-3	.333	1-3	.333	0-0	.000	0-1-1	2	0	0	0	0	3

Career Statistics

Year	GP-GS	Min-Avg	FG-FGA	Pct	3FG-FGA	Pct	FT-FTA	Pct	Off-Def-Tot-Avg	PF-FO	Ast	TO	Blk	Stl	Pts	Avg
2019-20	25-25	715-29.8	87-180	.483	47-102	.461	35-44	.795	16-32-48-1.9	43-0	69	32	5	17	256	10.2
2020-21	27-27	666-24.7	72-152	.474	36-76	.474	23-34	.676	5-24-29-1.1	25-0	52	10	4	10	203	7.5
2022-23	27-15	601-22.3	54-154	.351	34-107	.318	22-24	.917	6-15-21-0.8	30-0	41	14	0	14	164	6.1
TOTAL	79-67	1983-25.1	213-486	.438	117-285	.411	80-102	.784	27-71-98-1.2	98-0	162	56	9	41	623	7.9



SAHVIR WHEELER 2

Senior | Guard | 5-9 | 180 | Houston | Univ. of Georgia

2022-23 SEASON/CAREER HIGHS

Points		
Season	16, vs. Michigan State (11/15/22)	
Career	27, at Florida (2/20/21)	
Rebounds		
Season	6, 2x, last LSU (1/3/23)	
Career	11, LSU (2/23/21)	
Field Goals		
Season	7, at Alabama (1/7/23)	
Career	12, vs. North Carolina (12/18/21)	
Field Goals Attempted		
Season	16, 2x, last at Alabama (1/7/23)	
Career	18, 2x, last AUBURN (1/13/21)	
3-Point Field Goals		
Season	3, LSU (1/3/23)	
Career	3, 3x, last LSU (1/3/23)	
3-Point Field Goals Attempted		
Season	6, vs. Michigan State (11/15/22)	
Career	8, at LSU (1/6/21)	
Free Throws		
Season	4, SOUTH CAROLINA ST. (11/17/22)	
Career	8, at Florida (2/20/21)	
Free Throws Attempted		
Season	6, vs. Michigan (12/4/22)	
Career	11, OLE MISS (1/30/21)	
Assists		
Season	11, DUQUESNE (11/11/22)	
Career	14, NORTH FLORIDA (11/26/21)	
Steals		
Season	2, 6x, last FLORIDA (2/4/23)	
Career	5, at Florida (2/20/21)	
Blocked Shots		
Season	1, 2x, last vs. Mich. St. (11/15/22)	
Career	1, 5x, last vs. Mich. St. (11/15/22)	
Minutes Played		
Season	40, 2x, last S. CAROLINA (1/10/23)	
Career	42, ALABAMA (2/8/20)	
MISCELLANEOUS		
	2022-23	CAREER*
Dunks	0	0
Double-Figure		
Scoring Games	9	58
Double-Figure		
Rebounding Games	0	1
Games With		
Double-Double	1	11
Games Led Team		
in Scoring	0	10
Games Led Team		
in Rebounding	0	2
Games Led Team		
in Assists	15	88
Games Led Team		
in Steals	7	29
Games Led Team		
in Blocks	0	2
Games With		
3+ Assists	18	95
Games With		
3+ Blocks	0	0
Games With		
3+ Steals	0	12
Games With		
3+ Three-Pointers	1	3
<i>*includes Georgia statistics</i>		

- Missed the last 11 games because of a right ankle injury and a medical procedure unrelated to the ankle injury
- Prior to his injury, he led the SEC and was 20th nationally with 5.6 assists per game
- With 656 career assists playing in the SEC, he ranks fifth all-time in the history books of the league
- Started and fought off an ankle injury to dish out nine assists and contribute four boards in the win at Ole Miss
- Was a spark for the Cats off the bench at Vanderbilt. Dished out a game-high-tying five assists, scored four points and added a steal
- Scored in double-digits in nine games
- Posted 12 points, a game-high eight assists and made two 3s in the loss at Missouri
- Topped 1,000 career points with 11 in the win over Michigan in London
- Posted 16 points, eight assists and two steals against Michigan State
- After missing the Howard game with a right-leg injury, came off the bench to register a double-double with 11 points and a game-high 11 assists
- 2022 Bob Cousy Award finalist
 - All-SEC Second Team selection (coaches) in 2022
- Led the SEC in assists per game with 6.9 per game, also ranked in the top 10 nationally
 - Has led the league in assists per game in each of the last two seasons
- Averaged 14.5 points and 6.0 assists per game in four outings in The Bahamas

Game-By-Game Statistics

Opponent	Date	GS	Min	FG-A	Pct.	3FG-A	Pct.	FT-A	Pct.	Off-Def-Tot	PF	Ast	TO	Blk	Stl	Pts
HOWARD	11/7			DNP - Right leg injury												
DUQUESNE	11/11		28	4-7	.571	1-2	.500	2-2	1.000	1-5-6	1	11	2	1	2	11
vs. Michigan State	11/15		40	6-16	.375	2-6	.333	2-4	.500	0-0-0	1	8	3	1	2	16
S. CAROLINA STATE	11/17	*	26	1-3	.333	0-1	.000	4-4	1.000	0-3-3	1	10	0	0	1	6
at Gonzaga	11/20	*	17	2-6	.333	1-4	.250	2-3	.667	0-1-1	4	4	1	0	0	7
NORTH FLORIDA	11/23	*	23	2-5	.400	1-1	1.000	0-0	.000	0-1-1	3	5	1	0	0	5
BELLMINE	11/29	*	35	2-6	.333	1-4	.250	1-2	.500	0-4-4	0	6	4	0	1	6
vs. Michigan	12/4	*	37	4-10	.400	1-2	.500	2-6	.333	0-3-3	0	7	3	0	1	11
YALE	12/10	*	34	5-14	.357	0-2	.000	0-1	.000	0-4-4	1	1	1	0	2	10
vs. UCLA	12/17	*	36	5-7	.714	1-1	1.000	0-0	.000	1-2-3	3	6	6	0	1	11
FLORIDA A&M	12/21	*	20	2-6	.333	1-2	.500	0-0	.000	0-2-2	1	5	1	0	0	5
at Missouri	12/28	*	38	5-12	.417	2-3	.667	0-0	.000	0-0-0	5	8	2	0	0	12
LOUISVILLE	12/31	*	39	2-6	.333	1-3	.333	2-2	1.000	1-0-1	3	9	4	0	2	7
LSU	1/3	*	37	4-10	.400	3-5	.600	0-1	.000	0-6-6	2	9	2	0	0	11
at Alabama	1/7	*	35	7-16	.438	0-2	.000	1-2	.500	1-1-2	4	3	1	0	1	15
SOUTH CAROLINA	1/10	*	40	5-11	.455	0-1	.000	0-3	.000	0-3-3	2	3	2	0	2	10
at Tennessee				DNP - Left shoulder injury												
GEORGIA	1/17		11	0-1	.000	0-0	.000	0-0	.000	0-1-1	1	3	2	0	1	0
TEXAS A&M	1/21		8	0-0	.000	0-0	.000	0-0	.000	0-0-0	1	2	1	0	0	0
at Vanderbilt	1/24		23	2-5	.400	0-1	.000	0-0	.000	0-1-1	3	5	2	0	1	4
KANSAS	1/28		15	1-2	.500	0-0	.000	0-0	.000	0-1-1	1	0	0	0	0	2
at Ole Miss	1/31	*	34	2-8	.250	0-0	.000	0-0	.000	0-4-4	1	9	1	0	0	4
FLORIDA	2/4		25	4-5	.800	0-1	.000	0-0	.000	1-1-2	1	3	0	0	2	8
ARKANSAS	2/7			DNP - Right ankle injury												
at Georgia	2/11			DNP - Right ankle injury												
at Mississippi State	2/15			DNP - Right ankle injury												
TENNESSEE	2/18			DNP - Right ankle injury												
at Florida	2/22			DNP - Right ankle injury												
AUBURN	2/25			DNP - Right ankle injury												
VANDERBILT	3/1			DNP - Medical procedure/right ankle injury												
at Arkansas	3/4			DNP - Medical procedure/right ankle injury												
vs. Vanderbilt	3/10			DNP - Medical procedure/right ankle injury												
vs. Providence	3/17			DNP - Medical procedure/right ankle injury												
vs. Kansas State	3/19			DNP - Medical procedure/right ankle injury												

Career Statistics

Year	GP-GS	Min-Avg	FG-FGA	Pct	3FG-FGA	Pct	FT-FTA	Pct	Off-Def-Tot-Avg	PF-FO	Ast	TO	Blk	Stl	Pts	Avg
2019-20	31-17	848-27.4	103-218	.472	16-50	.320	58-83	.699	17-59-76-2.5	85-1	139	91	0	26	280	9.0
2020-21	26-26	903-34.7	135-338	.399	18-80	.225	76-103	.738	18-82-100-3.8	70-3	193	115	1	44	364	14.0
2021-22	30-29	934-31.1	120-272	.441	16-52	.308	46-59	.780	18-59-77-2.6	71-0	207	91	2	33	302	10.1
2022-23	21-14	600-28.6	65-156	.417	15-41	.366	16-30	.533	5-43-48-2.3	39-1	117	39	2	19	161	7.7
TOTAL	108-86	3286-30.4	423-984	.430	65-223	.291	196-275	.713	58-243-301-2.8	265-5	656	336	5	122	1107	10.3



ADOU THIERO 3

Freshman | Guard | 6-6 | 200 | Leetsdale, Pa. | Quaker Valley HS

2022-23 SEASON/CAREER HIGHS*

Points		
Season	7, at Arkansas (3/4/23)	
Career	7, at Arkansas (3/4/23)	
Rebounds		
Season	5, 3x, last at Arkansas (3/4/23)	
Career	5, 3x, last at Arkansas (3/4/23)	
Field Goals		
Season	2, 2x, last at Arkansas (3/4/23)	
Career	2, 2x, last at Arkansas (3/4/23)	
Field Goals Attempted		
Season	6, at Arkansas (3/4/23)	
Career	6, at Arkansas (3/4/23)	
3-Point Field Goals		
Season	1, 3x, last AUBURN (2/25/23)	
Career	1, 3x, last AUBURN (2/25/23)	
3-Point Field Goals Attempted		
Season	2, 2x, last at Arkansas (3/4/23)	
Career	2, 2x, last at Arkansas (3/4/23)	
Free Throws		
Season	4, 2x, last at Tennessee (13/14/23)	
Career	4, 2x, last at Tennessee (13/14/23)	
Free Throws Attempted		
Season	6, 2x, last at Arkansas (3/4/23)	
Career	6, 2x, last at Arkansas (3/4/23)	
Assists		
Season	2, at Arkansas (3/4/23)	
Career	2, at Arkansas (3/4/23)	
Steals		
Season	2, at Tennessee (1/14/23)	
Career	2, at Tennessee (1/14/23)	
Blocked Shots		
Season	2, NORTH FLORIDA (11/23/22)	
Career	2, NORTH FLORIDA (11/23/22)	
Minutes Played		
Season	24, at Arkansas (3/4/23)	
Career	24, at Arkansas (3/4/23)	
MISCELLANEOUS		
	2022-23	CAREER*
Dunks	2	2
Double-Figure Scoring Games	0	0
Double-Figure Rebounding Games	0	0
Games With Double-Double	0	0
Games Led UK in Scoring	0	0
Games Led UK in Rebounding	0	0
Games Led UK in Assists	0	0
Games Led UK in Steals	4	4
Games Led UK in Blocks	3	3
Games With 3+ Assists	0	0
Games With 3+ Blocks	0	0
Games With 3+ Steals	0	0
Games With 3+ Three-Pointers	0	0

- Totaled a career-high seven points and two steals while tying his career-best with five boards in a career-high 24 minutes in win at Arkansas
- Had four points, four rebounds and a blocked shot in the win at Mississippi State
- Tallied two points and had a block in six important minutes at Ole Miss
- Scored four points and had a pair of steals in 13 minutes in the win at No. 5 Tennessee
- Went for five boards, an assist, a block and a steal in a career-high 18 minutes at Alabama
- Chipped in with five points and three boards at Missouri
- Had five points and a pair of blocks against North Florida
- Logged six points, four boards and an assist in win over South Carolina State
- Totaled four points and five rebounds against Howard in collegiate debut
- Notched 21 points, 12 rebounds, six assists and three steals in the Blue-White Game
- Scored 6.3 points and added 3.0 rebounds in 14.3 minutes per game in four appearances in The Bahamas
- Averaged 23.3 points, 10.3 rebounds, 5.9 assists, 3.9 steals and 2.3 blocks per game and directed Quaker Valley to a 27-1 record and a 14-0 mark in league play as a senior in high school
- Finished his career with 1,624 career points which ranked as the third most in team history
- Had a 44-point performance against Hopewell which snapped the school's single-game scoring record

Game-By-Game Statistics

Opponent	Date	GS	Min	FG-A	Pct.	3FG-A	Pct.	FT-A	Pct.	Off-Def-Tot	PF	Ast	TO	Blk	Stl	Pts
HOWARD	11/7	14		0-1	.000	0-0	.000	4-6	.667	1-4-5	0	1	1	0	0	4
DUQUESNE	11/11			DNP - Coach's decision												
vs. Michigan State	11/15			DNP - Coach's decision												
S. CAROLINA STATE	11/17	9		2-3	.667	0-0	.000	2-3	.667	1-3-4	3	1	2	0	0	6
at Gonzaga	11/20			DNP - Coach's decision												
NORTH FLORIDA	11/23	12		1-2	.500	1-2	.500	2-2	1.000	0-1-1	2	0	0	2	0	5
BELLARMINE	11/29			DNP - Coach's decision												
vs. Michigan	12/4			DNP - Coach's decision												
YALE	12/10			DNP - Coach's decision												
vs. UCLA	12/17			DNP - Coach's decision												
FLORIDA A&M	12/21	3		0-1	.000	0-1	.000	0-0	.000	1-0-1	0	0	0	0	1	0
at Missouri	12/28	17		1-1	1.000	1-1	1.000	2-3	.667	2-1-3	2	1	0	0	1	5
LOUISVILLE	12/31	7		0-0	.000	0-0	.000	0-0	.000	0-0-0	0	0	0	0	0	0
LSU	1/3			DNP - Coach's decision												
at Alabama	1/7	18		0-2	.000	0-1	.000	0-0	.000	1-4-5	2	1	1	1	1	0
SOUTH CAROLINA	1/10			DNP - Coach's decision												
at Tennessee	1/14	13		0-3	.000	0-0	.000	4-4	1.000	0-0-0	3	0	2	0	2	4
GEORGIA	1/17	3		0-0	.000	0-0	.000	0-0	.000	0-0-0	2	0	0	0	1	0
TEXAS A&M	1/21			DNP - Coach's decision												
at Vanderbilt	1/24			DNP - Coach's decision												
KANSAS	1/28			DNP - Coach's decision												
at Ole Miss	1/31	6		0-0	.000	0-0	.000	2-4	.500	0-1-1	0	1	0	1	0	2
FLORIDA	2/4			DNP - Coach's decision												
ARKANSAS	2/7			DNP - Coach's decision												
at Georgia	2/11	16		0-2	.000	0-1	.000	2-3	.667	2-1-3	2	1	2	0	1	2
at Mississippi State	2/15	8		1-1	1.000	0-0	.000	2-2	1.000	2-2-4	2	0	0	1	0	4
TENNESSEE	2/18	14		0-1	.000	0-0	.000	0-0	.000	0-1-1	3	0	0	1	0	0
at Florida	2/22	5		1-1	1.000	0-0	.000	0-0	.000	1-0-1	0	0	0	0	0	2
AUBURN	2/25	11		1-3	.333	1-1	1.000	0-0	.000	1-1-2	1	0	2	0	1	3
VANDERBILT	3/1	7		1-2	.500	0-0	.000	0-0	.000	1-0-1	1	0	1	0	0	2
at Arkansas	3/4	24		2-6	.333	0-2	.000	3-6	.500	3-2-5	2	2	2	0	1	7
vs. Vanderbilt	3/10	1		0-0	.000	0-0	.000	0-0	.000	0-0-0	0	0	0	0	0	0
vs. Providence	3/17	2		0-0	.000	0-0	.000	0-0	.000	0-0-0	0	0	0	0	0	0
vs. Kansas State	3/19	1		0-0	.000	0-0	.000	0-0	.000	0-0-0	1	0	0	0	0	0

Career Statistics

Year	GP-GS	Min-Avg	FG-FGA	Pct	3FG-FGA	Pct	FT-FTA	Pct	Off-Def-Tot-Avg	PF-FO	Ast	TO	Blk	Stl	Pts	Avg
2022-23	20-0	190-9.5	10-29	.345	3-9	.333	23-33	.697	16-21-37-1.9	26-0	8	13	6	9	46	2.3
TOTAL	20-0	190-9.5	10-29	.345	3-9	.333	23-33	.697	16-21-37-1.9	26-0	8	13	6	9	46	2.3



DAIMION COLLINS 4

Sophomore | Forward | 6-9 | 210 | Atlanta, Texas | Atlanta HS

2022-23 SEASON/CAREER HIGHS

Points		
Season	7, ARKANSAS (2/7/23)	
Career	14, ROBERT MORRIS (11/12/21)	
Rebounds		
Season	7, S. CAROLINA ST. (11/17/22)	
Career	8, HIGH POINT (12/31/21)	
Field Goals		
Season	3, ARKANSAS (2/7/23)	
Career	7, ROBERT MORRIS (11/12/21)	
Field Goals Attempted		
Season	7, NORTH FLORIDA (11/23/22)	
Career	10, NORTH FLORIDA (11/26/21)	
3-Point Field Goals		
Season	-	
Career	-	
3-Point Field Goals Attempted		
Season	1, 2x, last vs. Michigan (12/4/22)	
Career	2, NORTH FLORIDA (11/26/21)	
Free Throws		
Season	3, FLORIDA (2/4/23)	
Career	6, at Alabama (2/5/22)	
Free Throws Attempted		
Season	4, 2x, last FLORIDA (2/4/23)	
Career	6, at Alabama (2/5/22)	
Assists		
Season	1, 4x, last at Arkansas (3/4/23)	
Career	3, ROBERT MORRIS (11/12/21)	
Steals		
Season	1, 5x, last FLORIDA (2/4/23)	
Career	1, 10x, last FLORIDA (2/4/23)	
Blocked Shots		
Season	3, SOUTH CAROLINA (1/10/23)	
Career	4, ROBERT MORRIS (11/12/21)	
Minutes Played		
Season	22, SOUTH CAROLINA (1/10/23)	
Career	25, NORTH FLORIDA (11/26/21)	
MISCELLANEOUS		
	2022-23	CAREER
Dunks	9	31
Double-Figure Scoring Games	0	3
Double-Figure Rebounding Games	0	0
Games With Double-Double	0	0
Games Led UK in Scoring	0	0
Games Led UK in Rebounding	0	1
Games Led UK in Assists	0	0
Games Led UK in Steals	1	1
Games Led UK in Blocks	3	10
Games With 3+ Assists	0	1
Games With 3+ Blocks	1	4
Games With 3+ Steals	0	0
Games With 3+ Three-Pointers	0	0

- Logged four points, two boards and a block in the win at Arkansas
- Had a season-high seven points against Arkansas at home
- Hit a pair of clutch free throws late to seal the victory over Florida
- Tallied four points in two minutes to help provide a spark in the first half at Ole Miss
- Scored two points, added four rebounds and a game-high three blocks in a season-high 22 minutes vs. South Carolina
- Had four points, two boards, a block and a steal in 14 minutes at Alabama
- Scored six points and added seven rebounds in the win over South Carolina State
- Made his first appearance of the season against Michigan State after missing the Howard and Duquesne games due to personal reasons
- Had 10 points, eight boards and a pair of blocks in the Blue-White Game
- Averaged 10.0 points per game on 60.7% shooting and added 5.3 rebounds in four games in The Bahamas
- Owns a 46.5-inch vertical set at the 2022 Pro Day
- Had three double-figure scoring efforts as a freshman, including a career-high 14 against Robert Morris

Game-By-Game Statistics

Opponent	Date	GS	Min	FG-A	Pct.	3FG-A	Pct.	FT-A	Pct.	Off-Def-Tot	PF	Ast	TO	Blk	Stl	Pts
HOWARD	11/7			DNP - Personal reasons												
DUQUESNE	11/11			DNP - Personal reasons												
vs. Michigan State	11/15	18	0-1	.000	0-0	.000	2-4	.500	0-1-1	2	0	1	0	1	2	
S. CAROLINA STATE	11/17	18	2-4	.500	0-0	.000	2-2	1.000	1-6-7	1	0	3	2	0	6	
at Gonzaga	11/20	4	0-0	.000	0-0	.000	0-0	.000	0-0-0	1	0	1	0	1	0	
NORTH FLORIDA	11/23	17	2-7	.286	0-1	.000	0-0	.000	1-4-5	4	1	1	2	0	4	
BELLMARINE	11/29	9	0-1	.000	0-0	.000	0-0	.000	2-1-3	2	0	3	0	0	0	
vs. Michigan	12/4	13	0-2	.000	0-1	.000	1-2	.500	0-5-5	0	0	1	0	0	1	
YALE	12/10	6	0-1	.000	0-1	.000	0-0	.000	1-1-2	2	0	2	0	0	0	
vs. UCLA	12/17			DNP - Coach's decision												
FLORIDA A&M	12/21	5	0-0	.000	0-0	.000	0-0	.000	0-1-1	1	0	0	0	0	0	
at Missouri	12/28			DNP - Coach's decision												
LOUISVILLE	12/31	3	1-2	.500	0-0	.000	0-0	.000	0-0-0	0	0	0	0	0	2	
LSU	1/3	8	1-3	.333	0-0	.000	0-0	.000	1-0-1	2	0	0	1	0	2	
at Alabama	1/7	14	2-3	.667	0-0	.000	0-0	.000	1-1-2	1	0	1	1	1	4	
SOUTH CAROLINA	1/10	*	22	1-4	.250	0-0	.000	0-1	.000	2-2-4	1	1	1	3	1	2
at Tennessee	1/14			DNP - Left foot injury												
GEORGIA	1/17			DNP - Coach's decision												
TEXAS A&M	1/21			DNP - Coach's decision												
at Vanderbilt	1/24			DNP - Coach's decision												
KANSAS	1/28			DNP - Coach's decision												
at Ole Miss	1/31	2	1-1	1.000	0-0	.000	2-3	.667	1-0-1	0	0	0	0	0	4	
FLORIDA	2/4	5	0-0	.000	0-0	.000	3-4	.750	0-1-1	0	0	0	0	1	3	
ARKANSAS	2/7	8	3-4	.750	0-0	.000	1-2	.500	2-0-2	2	0	1	0	0	7	
at Georgia	2/11	8	0-0	.000	0-0	.000	0-0	.000	0-0-0	4	0	1	0	0	0	
at Mississippi State	2/15	6	1-1	1.000	0-0	.000	0-1	.000	0-2-2	2	0	0	0	0	2	
TENNESSEE	2/18	3	0-0	.000	0-0	.000	2-2	1.000	0-2-2	1	1	0	0	0	2	
at Florida	2/22	2	0-2	.000	0-0	.000	0-0	.000	1-0-1	0	0	0	0	0	0	
AUBURN	2/25	3	0-0	.000	0-0	.000	0-0	.000	0-1-1	0	0	0	0	0	0	
VANDERBILT	3/1	6	1-2	.500	0-0	.000	0-0	.000	2-0-2	1	0	1	0	0	2	
at Arkansas	3/4	5	2-2	1.000	0-0	.000	0-0	.000	1-1-2	5	1	0	1	0	4	
vs. Vanderbilt	3/10	1	0-0	.000	0-0	.000	0-0	.000	0-0-0	0	0	0	0	0	0	
vs. Providence	3/17	7	0-0	.000	0-0	.000	0-0	.000	1-1-2	1	0	1	0	1	0	
vs. Kansas State	3/19	3	0-0	.000	0-0	.000	0-0	.000	0-0-0	0	0	0	0	0	0	

Career Statistics

Year	GP-GS	Min-Avg	FG-FGA	Pct	3FG-FGA	Pct	FT-FTA	Pct	Off-Def-Tot-Avg	PF-FO	Ast	TO	Blk	Stl	Pts	Avg
2021-22	27-1	198-7.3	30-52	.577	0-3	.000	18-21	.857	18-37-55-2.0	33-0	4	16	20	6	78	2.9
2022-23	25-1	198-7.9	17-40	.425	0-3	.000	13-21	.619	17-30-47-1.9	33-1	4	18	10	6	47	1.9
TOTAL	52-2	396-7.6	47-92	.511	0-6	.000	31-42	.738	35-67-102-2.0	66-1	8	34	30	12	125	2.4



ANTONIO REEVES 12

Senior | Guard | 6-5 | 205 | Chicago | Illinois State Univ.

2022-23 SEASON/CAREER HIGHS*

Points		
Season	37, at Arkansas (3/4/23)	
Career	37, at Arkansas (3/4/23)	
Rebounds		
Season	6, 2x, last at Georgia (2/11/23)	
Career	10, UTSA (12/21/21)	
Field Goals		
Season	12, at Arkansas (3/4/23)	
Career	13, VALPARAISO (2/9/22)	
Field Goals Attempted		
Season	21, at Georgia (2/11/23)	
Career	24, at Valparaiso (1/2/22)	
3-Point Field Goals		
Season	6, 2x, last at Ole Miss (1/31/23)	
Career	6, 3x, last at Ole Miss (1/31/23)	
3-Point Field Goals Attempted		
Season	12, HOWARD (11/7/22)	
Career	12, HOWARD (11/7/22)	
Free Throws		
Season	11, at Arkansas (3/4/23)	
Career	11, at Arkansas (3/4/23)	
Free Throws Attempted		
Season	11, at Arkansas (3/4/23)	
Career	11, at Arkansas (3/4/23)	
Assists		
Season	4, at Florida (2/22/23)	
Career	5, 2x, last vs. SOUTHERN ILLINOIS (2/5/22)	
Steals		
Season	2, 2x, last vs. Vanderbilt (3/10/23)	
Career	3, 5x, last vs. LOYOLA CHICAGO (2/21/22)	
Blocked Shots		
Season	1, 6x, last at Florida (2/22/23)	
Career	3, 2x, last vs. UNI (3/4/22)	
Minutes Played		
Season	40, 2x, last at Arkansas (3/4/23)	
Career	46, at Eastern Michigan (11/12/21)	
MISCELLANEOUS		
	2022-23	CAREER
Dunks	3	18
Double-Figure Scoring Games	26	86
Double-Figure Rebounding Games	0	1
Games With Double-Double	0	1
Games Led Team in Scoring	13	47
Games Led Team in Rebounding	0	6
Games Led Team in Assists	0	8
Games Led Team in Steals	0	22
Games Led Team in Blocks	1	6
Games With 3+ Assists	3	17
Games With 3+ Blocks	0	1
Games With 3+ Steals	0	5
Games With 3+ Three-Pointers	15	36
<i>*includes Illinois State statistics</i>		

- SEC Sixth Man of the Year
- Poured in a game-high 22 points in NCAA Tournament win over Providence
- Scored a career-high 37 points on 12 of 17 from the field and a perfect 11 for 11 from the free-throw line in win at Arkansas
- Posted a team-high 22 points and added a pair of steals in the SEC Tournament vs. Vanderbilt
- Has four 20-plus-point performances off of the bench, the most in John Calipari's tenure
- Poured in 21 points, connecting on 4 of 7 from deep, in win over Auburn
- Scored 16 points and added a season-high four assists in the win at Florida
- Went for 20 points and a season-high-tying six boards while playing all 40 minutes at Georgia
- Had 27 points, six 3-pointers and a season-high two steals in the win at Ole Miss
- Scored 10 points and dished out a season-high-tying three assists against No. 9 Kansas
- Poured in a game-high 23 points, including five 3-pointers, in win against Texas A&M
- Scored a team-high 18 points, connecting on all eight free throws in win at No. 5 Tennessee
- Scored a game-high 20 points while pulling down four boards at Alabama
- Had 11 points, including three first-half 3-pointers in the win over Michigan
- Led the team with 18 points in the win against Bellarmine
- Scored a team-high-tying 20 points and added a season-best six boards in the win over North Florida
- Led the team in scoring in each of the first two games. Had 22 against Howard, including going 6 of 12 from deep. He charted 18 points with four 3s against Duquesne
 - The six made 3s in the opener were the most ever for a UK player in a debut
- Was the MVP of the Big Blue Bahamas foreign tour this summer
 - Averaged a team-best 17.0 points per game on 52.4% shooting from the field
 - Sunk 14 3-pointers (3.5 per game) and connected at a 51.9% rate
- Scored more than 1,000 career points at Illinois State
- Ranked in the top 20 nationally in scoring (20.1 ppg) as a junior at Illinois State
- Earned All-MVC honors and All-District 16 Team accolades

Game-By-Game Statistics

Opponent	Date	GS	Min	FG-A	Pct.	3FG-A	Pct.	FT-A	Pct.	Off-Def-Tot	PF	Ast	TO	Blk	Stl	Pts
HOWARD	11/7		25	8-16	.500	6-12	.500	0-1	.000	0-1-1	1	2	3	0	0	22
DUQUESNE	11/11		28	5-9	.556	4-6	.667	4-5	.800	0-3-3	0	0	2	1	1	18
vs. Michigan State	11/15		23	1-7	.143	1-3	.333	2-2	1.000	0-1-1	1	1	1	0	0	5
S. CAROLINA STATE	11/17		20	3-9	.333	3-7	.429	2-2	1.000	0-1-1	2	3	0	0	0	11
at Gonzaga	11/20		24	4-13	.308	2-7	.286	0-1	.000	2-0-2	1	1	0	0	1	10
NORTH FLORIDA	11/23	*	29	7-12	.583	4-8	.500	2-2	1.000	2-4-6	1	1	2	0	0	20
BELLARMINE	11/29	*	24	7-15	.467	3-6	.500	1-1	1.000	2-3-5	2	2	0	1	0	18
vs. Michigan	12/4	*	26	4-9	.444	3-4	.750	0-0	.000	1-3-4	2	2	3	0	0	11
YALE	12/10	*	31	3-7	.429	1-3	.333	3-4	.750	0-2-2	2	3	1	0	1	10
vs. UCLA	12/17	*	22	2-13	.154	2-8	.250	0-1	.000	0-0-0	1	1	2	0	1	6
FLORIDA A&M	12/21		25	4-11	.364	2-7	.286	0-0	.000	0-2-2	1	1	0	0	0	10
at Missouri	12/28		15	3-6	.500	0-3	.000	2-3	.667	0-0-0	2	1	2	0	0	8
LOUISVILLE	12/31		16	1-4	.250	0-2	.000	3-4	.750	0-1-1	1	0	0	1	0	5
LSU	1/3		14	0-1	.000	0-1	.000	2-2	1.000	0-0-0	1	0	1	0	0	2
at Alabama	1/7		21	7-13	.538	4-7	.571	2-4	.500	2-2-4	1	0	1	0	0	20
SOUTH CAROLINA	1/10		28	6-13	.462	1-5	.200	0-0	.000	1-1-2	3	0	0	1	0	13
at Tennessee	1/14		30	4-10	.400	2-6	.333	8-8	1.000	0-4-4	3	1	4	0	0	18
GEORGIA	1/17		26	4-11	.364	1-5	.200	2-2	1.000	0-1-1	4	2	1	0	1	11
TEXAS A&M	1/21		29	8-17	.471	5-11	.455	2-2	1.000	0-1-1	0	1	1	0	1	23
at Vanderbilt	1/24		28	7-14	.500	2-5	.400	0-0	.000	0-2-3	2	1	2	0	0	16
KANSAS	1/28		30	3-9	.333	0-3	.000	4-4	1.000	0-2-2	2	3	1	0	0	10
at Ole Miss	1/31		31	8-12	.667	6-7	.857	5-5	1.000	0-3-3	1	1	4	0	2	27
FLORIDA	2/4		19	2-5	.400	0-0	.000	0-0	.000	0-1-1	1	0	0	1	0	4
ARKANSAS	2/7		30	4-12	.333	1-4	.250	2-2	1.000	0-0-0	3	1	2	0	0	11
at Georgia	2/11	*	40	8-21	.381	4-8	.500	0-0	.000	1-5-6	2	0	1	0	0	20
at Mississippi State	2/15	*	39	5-12	.417	4-7	.571	0-1	.000	0-1-1	4	0	1	0	0	14
TENNESSEE	2/18	*	29	3-8	.375	1-3	.333	1-4	.250	0-2-2	3	0	2	0	1	8
at Florida	2/22	*	39	6-15	.400	2-6	.333	2-2	1.000	0-1-1	3	4	2	1	1	16
AUBURN	2/25	*	36	8-13	.615	4-7	.571	1-1	1.000	0-1-1	3	0	0	0	1	21
VANDERBILT	3/1		29	4-17	.235	1-8	.125	5-8	.625	0-2-2	3	0	3	0	0	14
at Arkansas	3/4	*	40	12-17	.706	2-4	.500	11-11	1.000	0-1-1	4	2	1	0	0	37
vs. Vanderbilt	3/10	*	35	8-20	.400	3-9	.333	3-6	.500	0-3-3	5	1	3	0	2	22
vs. Providence	3/17	*	38	8-18	.444	5-9	.556	1-2	.500	1-2-3	2	0	3	0	0	22
vs. Kansas State	3/19	*	31	1-15	.067	1-10	.100	2-2	1.000	0-3-3	3	2	1	0	1	5

Career Statistics

Year	GP-GS	Min-Avg	FG-FGA	Pct	3FG-FGA	Pct	FT-FTA	Pct	Off-Def-Tot-Avg	PF-FO	Ast	TO	Blk	Stl	Pts	Avg
2019-20	31-3	693-22.4	81-211	.384	33-105	.314	27-41	.659	15-61-76-2.5	38-0	22	30	2	20	222	7.2
2020-21	25-24	751-30.0	110-259	.425	33-108	.306	58-76	.763	19-63-82-3.3	36-0	36	45	6	9	311	12.4
2021-22	33-33	1151-34.9	237-505	.469	76-195	.390	112-137	.818	19-98-117-3.5	59-2	60	77	15	36	662	20.1
2022-23	34-14	948-27.9	168-404	.416	80-201	.398	72-92	.783	13-59-72-2.1	70-1	37	50	6	14	488	14.4
TOTAL	123-74	3543-28.8	596-1379	.432	222-609	.365	269-346	.777	66-281-347-2.8	203-3	155	202	29	79	1683	13.7



BRENNAN CANADA 14

Senior | Forward | 6-6 | 205 | Mount Sterling, Ky. | George Rogers Clark HS

- Made his first career start on Senior Day against Vanderbilt
- Drained first-career 3-pointer in win over South Carolina State
- Hauled in a rebound in two minutes of action against Howard
- Scored five points in seven minutes against Kentucky State
- Put on scholarship in January
- Graduated with a degree in communication and is now pursuing a graduate certificate in sport, fitness and recreation management
- Inducted into UK's Frank G. Ham Society of Character which honors student-athletes who have shown an extraordinary commitment to academic excellence, athletic participation, personal development, career preparation and serving as a role model
- Played in a career-high nine games and scored in three contests as a junior
- Student Athletic Advisory Committee member

2022-23 SEASON/CAREER HIGHS		
Points		
Season	3, S. CAROLINA ST. (11/17/22)	
Career	3, S. CAROLINA ST. (11/17/22)	
Rebounds		
Season	1, HOWARD (11/7/22)	
Career	1, 2x, last HOWARD (11/7/22)	
Field Goals		
Season	1, S. CAROLINA ST. (11/17/22)	
Career	1, 4x, last S. CAROLINA ST. (11/17/22)	
Field Goals Attempted		
Season	1, 3x, last NORTH FLORIDA (11/23/22)	
Career	2, WESTERN KENTUCKY (12/22/21)	
3-Point Field Goals		
Season	1, S. CAROLINA ST. (11/17/22)	
Career	1, S. CAROLINA ST. (11/17/22)	
3-Point Field Goals Attempted		
Season	1, 3x, last N. FLORIDA (11/23/22)	
Career	1, 3x, last N. FLORIDA (11/23/22)	
Free Throws		
Season	-	
Career	-	
Free Throws Attempted		
Season	-	
Career	-	
Assists		
Season	-	
Career	1, UALBANY (11/22/21)	
Steals		
Season	-	
Career	1, SOUTH CAROLINA (3/6/21)	
Blocked Shots		
Season	-	
Career	1, TENNESSEE (1/15/22)	
Minutes Played		
Season	2, 4x, last AUBURN (11/23/22)	
Career	3, HIGH POINT (12/31/21)	
MISCELLANEOUS		
	2022-23	CAREER
Dunks	0	0
Double-Figure		
Scoring Games	0	0
Double-Figure		
Rebounding Games	0	0
Games With		
Double-Double	0	0
Games Led UK		
in Scoring	0	0
Games Led UK		
in Rebounding	0	0
Games Led UK		
in Assists	0	0
Games Led UK		
in Steals	0	0
Games Led UK		
in Blocks	0	1
Games With		
3+ Assists	0	0
Games With		
3+ Blocks	0	0
Games With		
3+ Steals	0	0
Games With		
3+ Three-Pointers	0	0

Game-By-Game Statistics

Opponent	Date	GS	Min	FG-A	Pct.	3FG-A	Pct.	FT-A	Pct.	Off-Def-Tot	PF	Ast	TO	Blk	Stl	Pts
HOWARD	11/7		2	0-1	.000	0-1	.000	0-0	.000	0-1-1	0	0	0	0	0	0
DUQUESNE	11/11			DNP - Illness												
vs. Michigan State	11/15			DNP - Coach's decision												
S. CAROLINA STATE	11/17		2	1-1	1.000	1-1	1.000	0-0	.000	0-0-0	0	0	0	0	0	3
at Gonzaga	11/20			DNP - Coach's decision												
NORTH FLORIDA	11/23		2	0-1	.000	0-1	.000	0-0	.000	0-0-0	1	0	1	0	0	0
BELLARMINE	11/29			DNP - Coach's decision												
vs. Michigan	12/4			DNP - Coach's decision												
YALE	12/10			DNP - Coach's decision												
vs. UCLA	12/17			DNP - Coach's decision												
FLORIDA A&M	12/21			DNP - Coach's decision												
at Missouri	12/28			DNP - Coach's decision												
LOUISVILLE	12/31			DNP - Coach's decision												
LSU	1/3			DNP - Coach's decision												
at Alabama	1/7			DNP - Coach's decision												
SOUTH CAROLINA	1/10			DNP - Coach's decision												
at Tennessee	1/14			DNP - Coach's decision												
GEORGIA	1/17			DNP - Coach's decision												
TEXAS A&M	1/21			DNP - Coach's decision												
at Vanderbilt	1/24			DNP - Coach's decision												
KANSAS	1/28			DNP - Coach's decision												
at Ole Miss	1/31			DNP - Coach's decision												
FLORIDA	2/4			DNP - Coach's decision												
ARKANSAS	2/7			DNP - Coach's decision												
at Georgia	2/11			DNP - Coach's decision												
at Mississippi State	2/15			DNP - Coach's decision												
TENNESSEE	2/18			DNP - Coach's decision												
at Florida	2/22			DNP - Coach's decision												
AUBURN	2/25		2	0-0	.000	0-0	.000	0-0	.000	0-0-0	0	0	0	0	0	0
VANDERBILT	3/1		* 1	0-0	.000	0-0	.000	0-0	.000	0-0-0	0	0	0	0	0	0
at Arkansas	3/4			DNP - Coach's decision												
vs. Vanderbilt	3/10			DNP - Coach's decision												
vs. Providence	3/17			DNP - Coach's decision												
vs. Kansas State	3/19			DNP - Coach's decision												

Career Statistics

Year	GP-GS	Min-Avg	FG-FGA	Pct	3FG-FGA	Pct	FT-FTA	Pct	Off-Def-Tot-Avg	PF-FO	Ast	TO	Blk	Stl	Pts	Avg
2019-20	4-0	3-0.8	0-0	.000	0-0	.000	0-0	.000	0-0-0-0.0	0-0	0	1	0	0	0	0.0
2020-21	2-0	3-1.5	0-0	.000	0-0	.000	0-0	.000	0-0-0-0.0	0-0	0	2	0	1	0	0.0
2021-22	9-0	13-1.4	3-4	.750	0-1	.000	0-0	.000	1-0-1-0.1	0-0	1	0	1	0	6	0.7
2022-23	5-1	9-1.8	1-3	.333	1-3	.333	0-0	.000	0-1-1-0.2	0-0	0	0	0	0	3	0.6
TOTAL	20-1	27-1.3	4-7	.571	1-4	.250	0-0	.000	1-1-2-0.1	0-0	1	3	1	1	9	0.5



WALKER HORN 21

Freshman | Guard | 6-4 | 200 | Austin, Texas | Westlake HS

- Snatched a rebound and had an assist in the win over South Carolina State
- Played two minutes against Howard in first collegiate appearance
- Son of Darrin Horn, the current head men's basketball coach at Northern Kentucky University
- State semifinalist at Westlake as a senior and the team had a 38-2 record
- Averaged 9.3 points, 5.2 assists and 2.4 rebounds as a senior
- Graduated cum laude and was a recipient of a Kentucky Provost Academic Scholarship

2022-23 SEASON/CAREER HIGHS*		
Points		
Season	-	
Career	-	
Rebounds		
Season	1, S. CAROLINA ST. (11/17/22)	
Career	1, S. CAROLINA ST. (11/17/22)	
Field Goals		
Season	-	
Career	-	
Field Goals Attempted		
Season	1, NORTH FLORIDA (11/23/22)	
Career	1, NORTH FLORIDA (11/23/22)	
3-Point Field Goals		
Season	-	
Career	-	
3-Point Field Goals Attempted		
Season	1, NORTH FLORIDA (11/23/22)	
Career	1, NORTH FLORIDA (11/23/22)	
Free Throws		
Season	-	
Career	-	
Free Throws Attempted		
Season	-	
Career	-	
Assists		
Season	1, S. CAROLINA ST. (11/17/22)	
Career	1, S. CAROLINA ST. (11/17/22)	
Steals		
Season	-	
Career	-	
Blocked Shots		
Season	-	
Career	-	
Minutes Played		
Season	2, 4x, last AUBURN (2/25/23)	
Career	2, 4x, last AUBURN (2/25/23)	
MISCELLANEOUS		
	2022-23	CAREER*
Dunks	0	0
Double-Figure		
Scoring Games	0	0
Double-Figure		
Rebounding Games	0	0
Games With		
Double-Double	0	0
Games Led UK		
in Scoring	0	0
Games Led UK		
in Rebounding	0	0
Games Led UK		
in Assists	0	0
Games Led UK		
in Steals	0	0
Games Led UK		
in Blocks	0	0
Games With		
3+ Assists	0	0
Games With		
3+ Blocks	0	0
Games With		
3+ Steals	0	0
Games With		
3+ Three-Pointers	0	0

Game-By-Game Statistics

Opponent	Date	GS	Min	FG-A	Pct.	3FG-A	Pct.	FT-A	Pct.	Off-Def-Tot	PF	Ast	TO	Blk	Stl	Pts
HOWARD	11/7		2	0-0	.000	0-0	.000	0-0	.000	0-0-0	0	0	1	0	0	0
DUQUESNE	11/11			DNP - Coach's decision												
vs. Michigan State	11/15			DNP - Coach's decision												
S. CAROLINA STATE	11/17	2	0-0	.000	0-0	.000	0-0	.000	0-1-1	0	1	1	0	0	0	0
at Gonzaga	11/20			DNP - Coach's decision												
NORTH FLORIDA	11/23	2	0-1	.000	0-1	.000	0-0	.000	0-0-0	1	0	1	0	0	0	0
BELLARMINE	11/29			DNP - Coach's decision												
vs. Michigan	12/4			DNP - Coach's decision												
YALE	12/10			DNP - Coach's decision												
vs. UCLA	12/17			DNP - Coach's decision												
FLORIDA A&M	12/21			DNP - Coach's decision												
at Missouri	12/28			DNP - Coach's decision												
LOUISVILLE	12/31			DNP - Coach's decision												
LSU	1/3			DNP - Coach's decision												
at Alabama	1/7			DNP - Coach's decision												
SOUTH CAROLINA	1/10			DNP - Coach's decision												
at Tennessee	1/14			DNP - Coach's decision												
GEORGIA	1/17			DNP - Coach's decision												
TEXAS A&M	1/21			DNP - Coach's decision												
at Vanderbilt	1/24			DNP - Coach's decision												
KANSAS	1/28			DNP - Coach's decision												
at Ole Miss	1/31			DNP - Coach's decision												
FLORIDA	2/4			DNP - Coach's decision												
ARKANSAS	2/7			DNP - Coach's decision												
at Georgia	2/11			DNP - Coach's decision												
at Mississippi State	2/15			DNP - Coach's decision												
TENNESSEE	2/18			DNP - Coach's decision												
at Florida	2/22			DNP - Coach's decision												
AUBURN	2/25	2	0-0	.000	0-0	.000	0-0	.000	0-0-0	0	0	1	0	0	0	0
VANDERBILT	3/1			DNP - Coach's decision												
at Arkansas	3/4			DNP - Coach's decision												
vs. Vanderbilt	3/10			DNP - Coach's decision												
vs. Providence	3/17			DNP - Coach's decision												
vs. Kansas State	3/19			DNP - Coach's decision												

Career Statistics

Year	GP-GS	Min-Avg	FG-FGA	Pct	3FG-FGA	Pct	FT-FTA	Pct	Off-Def-Tot-Avg	PF-FO	Ast	TO	Blk	Stl	Pts	Avg
2022-23	4-0	8-2.0	0-1	.000	0-1	.000	0-0	.000	0-1-1-0.3	1-0	1	4	0	0	0	0.0
TOTAL	4-0	8-2.0	0-1	.000	0-1	.000	0-0	.000	0-1-1-0.3	1-0	1	4	0	0	0	0.0



CASON WALLACE 22

Freshman | Guard | 6-4 | 193 | Dallas | Richardson HS

2022-23 SEASON/CAREER HIGHS*		
Points		
Season	27, FLORIDA A&M (12/21/22)	
Career	27, FLORIDA A&M (12/21/22)	
Rebounds		
Season	9, vs. Kansas State (3/19/23)	
Career	9, vs. Kansas State (3/19/23)	
Field Goals		
Season	10, 2x, last ARKANSAS (2/7/23)	
Career	10, 2x, last ARKANSAS (2/7/23)	
Field Goals Attempted		
Season	17, ARKANSAS (2/7/23)	
Career	17, ARKANSAS (2/7/23)	
3-Point Field Goals		
Season	5, 2x, last at Missouri (12/28/22)	
Career	5, 2x, last at Missouri (12/28/22)	
3-Point Field Goals Attempted		
Season	13, at Missouri (12/28/22)	
Career	13, at Missouri (12/28/22)	
Free Throws		
Season	5, 2x, last AUBURN (2/25/23)	
Career	5, 2x, last AUBURN (2/25/23)	
Free Throws Attempted		
Season	6, AUBURN (2/25/23)	
Career	6, AUBURN (2/25/23)	
Assists		
Season	11, at Mississippi State (2/15/23)	
Career	11, at Mississippi State (2/15/23)	
Steals		
Season	8, vs. Michigan State (11/15/22)	
Career	8, vs. Michigan State (11/15/22)	
Blocked Shots		
Season	3, FLORIDA (2/4/23)	
Career	3, FLORIDA (2/4/23)	
Minutes Played		
Season	44, vs. Michigan State (11/15/22)	
Career	44, vs. Michigan State (11/15/22)	
MISCELLANEOUS		
	2022-23	CAREER*
Dunks	11	11
Double-Figure Scoring Games	18	18
Double-Figure Rebounding Games	0	0
Games With Double-Double	0	0
Games Led UK in Scoring	5	5
Games Led UK in Rebounding	0	0
Games Led UK in Assists	16	16
Games Led UK in Steals	19	19
Games Led UK in Blocks	6	6
Games With 3+ Assists	22	22
Games With 3+ Blocks	1	1
Games With 3+ Steals	7	7
Games With 3+ Three-Pointers	3	3

- SEC All-Freshman Team honoree
- Ranked among the league leaders in assists per game (2nd), assist-to-turnover ratio (4th) and steals per game (4th)
- Went for 21 points, four assists, two steals and a career-high nine rebounds against Kansas State in NCAA Tournament
- Missed the Arkansas game with a lower leg injury, but returned for the SEC Tournament and started against Vanderbilt
- Totaled 19 points to go along with a game-high nine assists and four steals in win over Auburn
- Went for 16 points, six boards and a game-high six assists in win over No. 10 Tennessee
- Dished out a career-high 11 assists at Mississippi State. The 11 assists were the second-most in program history for a freshman in a true road game
- Had 24 points, five assists, three steals and two blocks against Arkansas
- Totaled a team-high 20 points to go along with three boards and a career-high three blocks in win over Florida on his way to his third SEC Freshman of the Week honor
- Named SEC Freshman of the Week on Jan. 30 after averaging 12.0 points, 5.5 boards, 3.0 assists and 2.5 steals for the week as the Wildcats split games at Vanderbilt and at home against No. 9 Kansas
- Went for 14 points, six rebounds, five assists and five steals against No. 9 Kansas
- Posted 17 points, an assist, a block and a steal in the win over Georgia
- Went for 17 points and five boards in win against Louisville
- Garnered SEC Freshman of the Week honors Dec. 27 after posting a career-high 27 points to go along with a career-high-tying nine assists, four steals and two boards against Florida A&M
- Had 19 points with five 3-pointers and a pair of steals at Missouri
- Named MVP of the London Showcase after charting a team-high 14 points, eight rebounds, five assists, a block and a steal. He also was a perfect 4 of 4 from behind the arc, including draining the game-clinching 3-pointer with 70 seconds to play
- Went for 14 points and four steals at Gonzaga
- Tied a UK single-game record with eight steals against Michigan State. Also added 14 points, five boards and five assists, while playing a team-high 44 minutes
- Flirted with a triple-double against Howard, going for 15 points, eight boards and a game-high nine assists
 - Only freshman in school history to have 15-9-8 in collegiate debut
- Five-star prospect who was ranked as high as No. 7 overall by Rivals
- Averaged 19.9 points, 7.4 boards and 6.1 assists per game as a senior at Richardson
 - Named the 2022 Texas Gatorade Player of the Year

Game-By-Game Statistics

Opponent	Date	GS	Min	FG-A	Pct.	3FG-A	Pct.	FT-A	Pct.	Off-Def-Tot	PF	Ast	TO	Blk	Stl	Pts
HOWARD	11/7	*	35	7-11	.636	1-2	.500	0-0	.000	2-6-8	4	9	2	0	2	15
DUQUESNE	11/11	*	27	3-6	.500	1-1	1.000	1-2	.500	2-1-3	1	4	4	1	2	8
vs. Michigan State	11/15	*	44	5-10	.500	2-5	.400	2-4	.500	2-3-5	3	5	3	1	8	14
S. CAROLINA STATE	11/17	*	24	5-7	.714	2-4	.500	0-0	.000	1-1-2	0	3	2	0	1	12
at Gonzaga	11/20	*	35	5-9	.556	2-3	.667	2-2	1.000	0-2-2	4	2	3	0	4	14
NORTH FLORIDA	11/23	*	25	3-8	.375	2-6	.333	0-0	.000	0-1-1	1	6	0	0	1	8
BELLARMINE	11/29	*	30	1-5	.200	0-3	.000	1-2	.500	1-3-4	2	3	1	0	2	3
vs. Michigan	12/4	*	36	5-8	.625	4-4	1.000	0-2	.000	4-4-8	2	5	2	1	1	14
YALE	12/10	*	35	2-4	.500	2-3	.667	2-2	1.000	3-2-5	2	2	1	0	1	8
vs. UCLA	12/17	*	33	2-13	.154	1-7	.143	2-3	.667	1-2-3	3	0	2	0	2	7
FLORIDA A&M	12/21	*	32	10-15	.667	5-6	.833	2-5	.400	1-1-2	3	9	2	0	4	27
at Missouri	12/28	*	32	7-16	.438	5-13	.385	0-0	.000	0-0-0	4	1	1	1	2	19
LOUISVILLE	12/31	*	37	6-8	.750	2-4	.500	3-4	.750	0-5-5	3	2	0	0	2	17
LSU	1/3	*	40	6-13	.462	2-7	.286	0-0	.000	0-3-3	1	4	1	0	0	14
at Alabama	1/7	*	23	1-13	.077	0-6	.000	0-0	.000	1-4-5	3	3	1	0	1	2
SOUTH CAROLINA	1/10	*	8	2-3	.667	0-0	.000	0-0	.000	0-0-0	1	1	0	0	0	4
at Tennessee	1/14	*	22	0-3	.000	0-1	.000	0-0	.000	0-3-3	4	6	5	0	2	0
GEORGIA	1/17	*	28	7-11	.636	2-4	.500	1-2	.500	0-2-2	4	1	1	1	1	17
TEXAS A&M	1/21	*	36	4-13	.308	1-7	.143	2-2	1.000	4-0-4	3	4	5	2	1	11
at Vanderbilt	1/24	*	32	4-8	.500	2-5	.400	0-0	.000	0-5-5	3	1	0	0	1	10
KANSAS	1/28	*	37	4-7	.571	2-3	.667	4-5	.800	0-6-6	3	5	2	1	5	14
at Ole Miss	1/31									DNP - Lower extremity precautionary reasons						
FLORIDA	2/4	*	28	7-10	.700	1-1	1.000	5-5	1.000	0-3-3	1	2	3	3	1	20
ARKANSAS	2/7	*	39	10-17	.588	1-3	.333	3-3	1.000	1-2-3	3	5	5	2	3	24
at Georgia	2/11	*	28	2-8	.250	0-4	.000	1-1	1.000	2-1-3	4	6	1	1	0	5
at Mississippi State	2/15	*	38	1-13	.077	0-8	.000	2-2	1.000	2-2-4	1	11	1	0	2	4
TENNESSEE	2/18	*	39	6-14	.429	0-3	.000	4-5	.800	0-6-6	2	6	3	0	1	16
at Florida	2/22	*	38	2-8	.250	0-1	.000	4-4	1.000	0-2-2	2	6	6	1	2	8
AUBURN	2/25	*	37	6-12	.500	2-2	1.000	5-6	.833	0-3-3	2	9	3	0	4	19
VANDERBILT	3/1	*	20	2-7	.286	0-2	.000	2-2	1.000	0-2-2	1	1	0	0	0	6
at Arkansas	3/4									DNP - Lower leg injury						
vs. Vanderbilt	3/10	*	38	3-10	.300	1-6	.167	0-0	.000	0-4-4	3	5	1	0	3	7
vs. Providence	3/17	*	39	2-11	.182	0-2	.000	3-5	.600	1-3-4	0	5	1	0	2	7
vs. Kansas State	3/19	*	34	9-11	.818	1-1	1.000	2-2	1.000	2-7-9	5	4	5	0	2	21

Career Statistics

Year	GP-GS	Min-Avg	FG-FGA	Pct	3FG-FGA	Pct	FT-FTA	Pct	Off-Def-Tot-Avg	PF-FO	Ast	TO	Blk	Stl	Pts	Avg
2022-23	32-32	1030-32.2	139-312	.446	44-127	.346	53-70	.757	30-89-119-3.7	78-1	136	67	15	63	375	11.7
TOTAL	32-32	1030-32.2	139-312	.446	44-127	.346	53-70	.757	30-89-119-3.7	78-1	136	67	15	63	375	11.7



CHRIS LIVINGSTON 24

Freshman | Forward | 6-6 | 220 | Akron, Ohio | Oak Hill Acad.

2022-23 SEASON/CAREER HIGHS*

Points		
Season	14, vs. UCLA (12/17/22)	
Career	14, vs. UCLA (12/17/22)	
Rebounds		
Season	15, at Florida (2/22/23)	
Career	15, at Florida (2/22/23)	
Field Goals		
Season	5, 3x, last vs. Kansas State (3/19/23)	
Career	5, 3x, last vs. Kansas State (3/19/23)	
Field Goals Attempted		
Season	13, vs. Kansas State (3/19/23)	
Career	13, vs. Kansas State (3/19/23)	
3-Point Field Goals		
Season	2, 3x, last ARKANSAS (2/7/23)	
Career	2, 3x, last ARKANSAS (2/7/23)	
3-Point Field Goals Attempted		
Season	4, 2x, last vs. Kansas State (3/19/23)	
Career	4, 2x, last vs. Kansas State (3/19/23)	
Free Throws		
Season	7, NORTH FLORIDA (11/23/22)	
Career	7, NORTH FLORIDA (11/23/22)	
Free Throws Attempted		
Season	7, 2x, last TENNESSEE (2/18/23)	
Career	7, 2x, last TENNESSEE (2/18/23)	
Assists		
Season	3, at Mississippi State (2/15/23)	
Career	3, at Mississippi State (2/15/23)	
Steals		
Season	2, 3x, last VANDERBILT (3/1/23)	
Career	2, 3x, last VANDERBILT (3/1/23)	
Blocked Shots		
Season	1, 12x, last vs. Kansas St. (3/19/23)	
Career	1, 12x, last vs. Kansas St. (3/19/23)	
Minutes Played		
Season	39, at Florida (2/22/23)	
Career	39, at Florida (2/22/23)	
MISCELLANEOUS		
	2022-23	CAREER*
Dunks	11	11
Double-Figure Scoring Games	7	7
Double-Figure Rebounding Games	2	2
Games With Double-Double	2	2
Games Led UK in Scoring	1	1
Games Led UK in Rebounding	2	2
Games Led UK in Assists	0	0
Games Led UK in Steals	2	2
Games Led UK in Blocks	6	6
Games With 3+ Assists	1	1
Games With 3+ Blocks	0	0
Games With 3+ Steals	0	0
Games With 3+ Three-Pointers	0	0

- SEC All-Freshman Team honoree
- Totaled 11 points and seven rebounds, five on the offensive glass, in NCAA Tournament game vs. Kansas State
- Grabbed nine boards in win at Arkansas
- Produced his second-career double-double with 10 points and a career-high 15 boards in a win at Florida
- Named SEC Freshman of the Week Feb. 20 after averaging 12.5 points, 7.5 rebounds and two assists per game in wins at Mississippi State and against No. 10 Tennessee
- Notched first career double-double with 12 points and a career-best 10 boards in a season-high 37 minutes in win over No. 10 Tennessee
- Had 13 points, five rebounds, three assists and two steals in a winning effort at Mississippi State. He scored all 13 points in the second half of the Wildcats' win at Mississippi State
- Poured in nine points at Georgia
- Logged 13 points and added five boards against Arkansas
- Tallied six points, while hauling in a season-high-tying seven rebounds and playing in 31 minutes at Ole Miss
- Scored eight points on 4-of-5 shooting against No. 9 Kansas
- Had six points, four boards, a block and a steal in 18 minutes in win over No. 5 Tennessee
- Led the Cats with a career-best 14 points, including a pair of 3-pointers, against UCLA
- Had 13 points and four boards in the win over South Carolina State
- Went for nine points and five rebounds against Howard in collegiate debut
- Logged averages of 9.8 points, 5.8 rebounds and 2.0 assists per game during UK's foreign tour this summer
 - With 23 total rebounds, he trailed only Oscar Tshiebw for the week
- Five-star prospect who was ranked as high as No. 10 overall by Rivals
- Averaged 18.2 points, 9.1 rebounds, 3.9 assists and 1.9 steals per game during his senior season at Oak Hill
 - Named the 2022 Virginia Gatorade Player of the Year and 2021 Ohio Gatorade Player of the Year
- Tabbed a McDonald's All-American and also participated in the Jordan Brand Classic
- Named MVP of the 2019 FIBA Americas U16 Championship after leading Team USA to a gold medal while averaging 14.8 points and 8.0 rebounds

Game-By-Game Statistics

Opponent	Date	GS	Min	FG-A	Pct.	3FG-A	Pct.	FT-A	Pct.	Off-Def-Tot	PF	Ast	TO	Blk	Stl	Pts
HOWARD	11/7	*	19	4-6	.667	1-2	.500	0-0	.000	1-3-4	3	0	1	0	1	9
DUQUESNE	11/11	*	19	2-7	.286	1-2	.500	0-0	.000	1-6-7	0	0	1	0	1	5
vs. Michigan State	11/15	*	12	0-3	.000	0-2	.000	1-2	.500	0-3-3	0	0	1	0	0	1
S. CAROLINA STATE	11/17		17	4-6	.667	1-2	.500	4-4	1.000	1-3-4	1	0	0	1	0	13
at Gonzaga	11/20		8	0-1	.000	0-1	.000	0-0	.000	0-2-2	1	0	0	0	0	0
NORTH FLORIDA	11/23		16	1-2	.500	0-1	.000	7-7	1.000	0-0-0	1	1	0	0	2	9
BELLMINE	11/29		12	0-0	.000	0-0	.000	0-0	.000	1-4-5	1	1	1	0	1	0
vs. Michigan	12/4		7	1-3	.333	0-0	.000	0-0	.000	0-1-1	1	0	1	0	0	2
YALE	12/10		14	3-5	.600	1-1	1.000	0-0	.000	0-0-0	0	2	1	0	0	7
vs. UCLA	12/17		25	5-8	.625	2-3	.667	2-3	.667	2-2-4	4	0	3	1	0	14
FLORIDA A&M	12/21	*	15	3-4	.750	1-1	1.000	1-2	.500	0-2-2	1	0	0	0	0	8
at Missouri	12/28	*	11	1-5	.200	0-1	.000	0-0	.000	0-4-4	1	0	2	0	0	2
LOUISVILLE	12/31	*	21	2-6	.333	1-3	.333	0-0	.000	1-2-3	1	2	0	0	1	5
LSU	1/3	*	29	1-5	.200	1-4	.250	2-2	1.000	0-1-1	1	1	0	0	0	5
at Alabama	1/7	*	23	2-6	.333	0-3	.000	0-0	.000	2-1-3	1	0	1	0	0	4
SOUTH CAROLINA	1/10	*	14	1-3	.333	0-0	.000	0-0	.000	1-2-3	2	0	1	1	0	2
at Tennessee	1/14	*	18	2-5	.400	0-0	.000	2-2	1.000	1-3-4	2	0	1	1	1	6
GEORGIA	1/17	*	16	1-4	.250	0-1	.000	2-2	1.000	0-1-1	0	2	1	1	1	4
TEXAS A&M	1/21	*	13	2-6	.333	2-2	1.000	0-0	.000	1-1-2	2	0	1	0	0	6
at Vanderbilt	1/24	*	15	1-3	.333	0-0	.000	0-0	.000	2-0-2	1	1	1	0	0	2
KANSAS	1/28	*	17	4-5	.800	0-1	.000	0-0	.000	0-2-2	1	0	1	1	0	8
at Ole Miss	1/31	*	31	3-5	.600	0-1	.000	0-0	.000	3-4-7	5	1	0	0	0	6
FLORIDA	2/4	*	19	1-2	.500	0-1	.000	2-2	1.000	1-1-2	2	0	0	0	1	4
ARKANSAS	2/7	*	33	5-10	.500	2-3	.667	1-2	.500	1-4-5	2	0	2	0	0	13
at Georgia	2/11	*	36	4-8	.500	1-3	.333	0-0	.000	1-2-3	4	1	0	0	0	9
at Mississippi State	2/15	*	32	3-6	.500	1-3	.333	6-6	1.000	1-4-5	2	3	1	1	2	13
TENNESSEE	2/18	*	37	4-5	.800	1-1	1.000	3-7	.429	3-7-10	3	1	0	1	0	12
at Florida	2/22	*	39	4-11	.364	0-3	.000	2-3	.667	4-11-15	3	2	0	1	0	10
AUBURN	2/25	*	23	2-4	.500	0-1	.000	2-2	1.000	1-1-2	3	1	2	0	0	6
VANDERBILT	3/1		32	3-7	.429	1-2	.500	1-2	.500	1-6-7	3	0	0	0	2	8
at Arkansas	3/4	*	34	0-5	.000	0-3	.000	1-4	.250	0-9-9	4	1	4	1	1	1
vs. Vanderbilt	3/10	*	32	2-7	.286	0-3	.000	0-0	.000	2-5-7	0	2	1	0	0	4
vs. Providence	3/17	*	34	3-8	.375	0-1	.000	0-0	.000	1-5-6	1	0	1	1	0	6
vs. Kansas State	3/19	*	38	5-13	.385	1-4	.250	0-2	.000	5-2-7	0	2	2	1	1	11

Career Statistics

Year	GP-GS	Min-Avg	FG-FGA	Pct	3FG-FGA	Pct	FT-FTA	Pct	Off-Def-Tot-Avg	PF-FO	Ast	TO	Blk	Stl	Pts	Avg
2022-23	34-26	762-22.4	79-184	.429	18-59	.305	39-54	.722	38-104-142-4.2	57-1	24	31	12	15	215	6.3
TOTAL	34-26	762-22.4	79-184	.429	18-59	.305	39-54	.722	38-104-142-4.2	57-1	24	31	12	15	215	6.3



KAREEM WATKINS 25

Junior | Guard | 5-8 | 175 | Camden, N.J. | Kingsway Regional HS

- Had an assist in the win over North Florida
- Logged two minutes of action in the Howard and South Carolina State wins
- Saw action in a career-high nine games in 2021-22
- Has appeared in 10 career games in a two-year career with the Wildcats
- Charted a pair of assists during UK's foreign tour in The Bahamas

2022-23 SEASON/CAREER HIGHS

Points		
Season	-	
Career	-	
Rebounds		
Season	-	
Career	1, 3x, last CENTRAL MICH. (11/29/21)	
Field Goals		
Season	-	
Career	-	
Field Goals Attempted		
Season	1, AUBURN (2/25/23)	
Career	1, 2x, last AUBURN (2/25/23)	
3-Point Field Goals		
Season	-	
Career	-	
3-Point Field Goals Attempted		
Season	1, AUBURN (2/25/23)	
Career	1, AUBURN (2/25/23)	
Free Throws		
Season	-	
Career	-	
Free Throws Attempted		
Season	-	
Career	-	
Assists		
Season	1, NORTH FLORIDA (11/23/22)	
Career	1, 3x, last N. FLORIDA (11/23/22)	
Steals		
Season	-	
Career	1, 2x, last HIGH POINT (12/31/21)	
Blocked Shots		
Season	-	
Career	-	
Minutes Played		
Season	2, 4x, last AUBURN (2/25/23)	
Career	3, HIGH POINT (12/31/21)	
MISCELLANEOUS		
	2022-23	CAREER
Dunks	0	0
Double-Figure		
Scoring Games	0	0
Double-Figure		
Rebounding Games	0	0
Games With		
Double-Double	0	0
Games Led UK		
in Scoring	0	0
Games Led UK		
in Rebounding	0	0
Games Led UK		
in Assists	0	0
Games Led UK		
in Steals	0	0
Games Led UK		
in Blocks	0	0
Games With		
3+ Assists	0	0
Games With		
3+ Blocks	0	0
Games With		
3+ Steals	0	0
Games With		
3+ Three-Pointers	0	0

Game-By-Game Statistics

Opponent	Date	GS	Min	FG-A	Pct.	3FG-A	Pct.	FT-A	Pct.	Off-Def-Tot	PF	Ast	TO	Blk	Stl	Pts
HOWARD	11/7			0-0	.000	0-0	.000	0-0	.000	0-0-0	0	0	0	0	0	0
DUQUESNE	11/11			DNP - Coach's decision												
vs. Michigan State	11/15			DNP - Coach's decision												
S. CAROLINA STATE	11/17	2		0-0	.000	0-0	.000	0-0	.000	0-0-0	0	0	1	0	0	0
at Gonzaga	11/20			DNP - Coach's decision												
NORTH FLORIDA	11/23	2		0-0	.000	0-0	.000	0-0	.000	0-0-0	0	1	0	0	0	0
BELLARMINE	11/29			DNP - Coach's decision												
vs. Michigan	12/4			DNP - Coach's decision												
YALE	12/10			DNP - Coach's decision												
vs. UCLA	12/17			DNP - Coach's decision												
FLORIDA A&M	12/21			DNP - Coach's decision												
at Missouri	12/28			DNP - Coach's decision												
LOUISVILLE	12/31			DNP - Coach's decision												
LSU	1/3			DNP - Coach's decision												
at Alabama	1/7			DNP - Coach's decision												
SOUTH CAROLINA	1/10			DNP - Coach's decision												
at Tennessee	1/14			DNP - Coach's decision												
GEORGIA	1/17			DNP - Coach's decision												
TEXAS A&M	1/21			DNP - Coach's decision												
at Vanderbilt	1/24			DNP - Coach's decision												
KANSAS	1/28			DNP - Coach's decision												
at Ole Miss	1/31			DNP - Coach's decision												
FLORIDA	2/4			DNP - Coach's decision												
ARKANSAS	2/7			DNP - Coach's decision												
at Georgia	2/11			DNP - Coach's decision												
at Mississippi State	2/15			DNP - Coach's decision												
TENNESSEE	2/18			DNP - Coach's decision												
at Florida	2/22			DNP - Coach's decision												
AUBURN	2/25	2		0-1	.000	0-1	.000	0-0	.000	0-0-0	0	0	0	0	0	0
VANDERBILT	3/1			DNP - Coach's decision												
at Arkansas	3/4			DNP - Coach's decision												
vs. Vanderbilt	3/10			DNP - Coach's decision												
vs. Providence	3/17			DNP - Coach's decision												
vs. Kansas State	3/19			DNP - Coach's decision												

Career Statistics

Year	GP-GS	Min-Avg	FG-FGA	Pct	3FG-FGA	Pct	FT-FTA	Pct	Off-Def-Tot-Avg	PF-FO	Ast	TO	Blk	Stl	Pts	Avg
2020-21	1-0	2-2.0	0-0	.000	0-0	.000	0-0	.000	0-0-0-0.0	0-0	0	0	0	0	0	0.0
2021-22	9-0	13-1.4	0-1	.000	0-0	.000	0-0	.000	1-2-3-0.3	2-0	2	3	0	2	0	0.0
2022-23	4-0	8-2.0	0-1	.000	0-1	.000	0-0	.000	0-0-0-0.0	0-0	1	1	0	0	0	0.0
TOTAL	14-0	22-1.6	0-2	.000	0-1	.000	0-0	.000	1-2-3-0.2	2-0	3	4	0	2	0	0.0



UGONNA ONYENSO 33

Freshman | Forward | 6-11 | 225 | Owerri, Imo State, Nigeria | Putnam Science Acad.

- Chipped in with seven points, 10 boards and a team-high three rejections in a win over North Florida
- Posted six points and three blocks in the win over South Carolina State
- Had a game-high 10 rebounds and added nine points and three blocks in win over Duquesne
- Blocked a game-high four shots to go along with six points and four rebounds in 20 minutes off the bench against Howard
- Had nine total blocks in UK's two fall exhibitions
- Reclassified to the 2022 class and ranked as a top-25 prospect in the 2023 class by all of the major scouting services
- Joined Putnam in January and the squad was a perfect 20-0 with Onyenso on the roster, including winning a national championship
- Averaged 11.4 points, 9.0 rebounds and 5.7 blocks per game as a junior and also shot 64.4% from the floor and had five games with at least 10 blocked shots
- In February of 2020, he became one of the youngest players ever to make the senior men's Nigerian National Team
 - Scored 10 points on 5-of-8 shooting and had four rebounds and two blocks in 16 minutes in a 96-69 win over Uganda

2022-23 SEASON/CAREER HIGHS*

Points			
Season	9, DUQUESNE (11/11/22)		
Career	9, DUQUESNE (11/11/22)		
Rebounds			
Season	10, 2x, last N. FLORIDA (11/23/22)		
Career	10, 2x, last N. FLORIDA (11/23/22)		
Field Goals			
Season	4, DUQUESNE (11/11/22)		
Career	4, DUQUESNE (11/11/22)		
Field Goals Attempted			
Season	7, 2x, last N. FLORIDA (11/23/22)		
Career	7, 2x, last N. FLORIDA (11/23/22)		
3-Point Field Goals			
Season	-		
Career	-		
3-Point Field Goals Attempted			
Season	-		
Career	-		
Free Throws			
Season	2, vs. Michigan (12/4/22)		
Career	2, vs. Michigan (12/4/22)		
Free Throws Attempted			
Season	2, 3x, last vs. Michigan (12/4/22)		
Career	2, 3x, last vs. Michigan (12/4/22)		
Assists			
Season	1, 2x, last DUQUESNE (11/11/22)		
Career	1, 2x, last DUQUESNE (11/11/22)		
Steals			
Season	1, 3x, last AUBURN (2/25/23)		
Career	1, 3x, last AUBURN (2/25/23)		
Blocked Shots			
Season	4, HOWARD (11/7/22)		
Career	4, HOWARD (11/7/22)		
Minutes Played			
Season	20, HOWARD (11/7/22)		
Career	20, HOWARD (11/7/22)		
MISCELLANEOUS			
	2022-23	CAREER*	
Dunks	4	4	
Double-Figure Scoring Games	0	0	
Double-Figure Rebounding Games	2	2	
Games With Double-Double	0	0	
Games Led UK in Scoring	0	0	
Games Led UK in Rebounding	1	1	
Games Led UK in Assists	0	0	
Games Led UK in Steals	0	0	
Games Led UK in Blocks	4	4	
Games With 3+ Assists	0	0	
Games With 3+ Blocks	4	4	
Games With 3+ Steals	0	0	
Games With 3+ Three-Pointers	0	0	

Game-By-Game Statistics

Opponent	Date	GS	Min	FG-A	Pct.	3FG-A	Pct.	FT-A	Pct.	Off-Def-Tot	PF	Ast	TO	Blk	Stl	Pts
HOWARD	11/7		20	3-4	.750	0-0	.000	0-1	.000	1-3-4	0	1	0	4	0	6
DUQUESNE	11/11		19	4-7	.571	0-0	.000	1-2	.500	4-6-10	1	1	0	3	0	9
vs. Michigan State	11/15		1	0-0	.000	0-0	.000	0-0	.000	0-0-0	1	0	0	0	0	0
S. CAROLINA STATE	11/17		13	3-4	.750	0-0	.000	0-0	.000	1-3-4	1	0	1	3	1	6
at Gonzaga	11/20		1	0-0	.000	0-0	.000	0-0	.000	0-0-0	0	0	0	0	0	0
NORTH FLORIDA	11/23		18	3-7	.429	0-0	.000	1-2	.500	3-7-10	3	0	0	3	1	7
BELLMINE	11/29			DNP - Coach's decision												
vs. Michigan	12/4		8	1-1	1.000	0-0	.000	2-2	1.000	1-1-2	1	0	0	2	0	4
YALE	12/10		2	1-1	1.000	0-0	.000	0-0	.000	1-0-1	0	0	0	0	0	2
vs. UCLA	12/17		1	0-0	.000	0-0	.000	0-0	.000	0-0-0	0	0	0	0	0	0
FLORIDA A&M	12/21		9	2-3	.667	0-0	.000	0-0	.000	4-1-5	0	0	2	0	0	4
at Missouri	12/28			DNP - Coach's decision												
LOUISVILLE	12/31		2	0-0	.000	0-0	.000	0-0	.000	0-0-0	0	0	0	0	0	0
LSU	1/3			DNP - Coach's decision												
at Alabama	1/7		12	0-2	.000	0-0	.000	0-0	.000	1-3-4	1	0	1	1	0	0
SOUTH CAROLINA	1/10			DNP - Coach's decision												
at Tennessee	1/14		1	0-1	.000	0-0	.000	0-0	.000	2-0-2	0	0	0	0	0	0
GEORGIA	1/17		1	1-1	1.000	0-0	.000	0-0	.000	0-0-0	0	0	0	0	0	2
TEXAS A&M	1/21		1	0-1	.000	0-0	.000	0-0	.000	0-0-0	0	0	0	0	0	0
at Vanderbilt	1/24			DNP - Coach's decision												
KANSAS	1/28			DNP - Coach's decision												
at Ole Miss	1/31			DNP - Coach's decision												
FLORIDA	2/4			DNP - Coach's decision												
ARKANSAS	2/7			DNP - Coach's decision												
at Georgia	2/11			DNP - Coach's decision												
at Mississippi State	2/15			DNP - Coach's decision												
TENNESSEE	2/18			DNP - Coach's decision												
at Florida	2/22			DNP - Coach's decision												
AUBURN	2/25		3	0-2	.000	0-0	.000	0-0	.000	0-0-0	0	0	0	0	1	0
VANDERBILT	3/1			DNP - Coach's decision												
at Arkansas	3/4			DNP - Coach's decision												
vs. Vanderbilt	3/10			DNP - Coach's decision												
vs. Providence	3/17			DNP - Coach's decision												
vs. Kansas State	3/19			DNP - Coach's decision												

Career Statistics

Year	GP-GS	Min-Avg	FG-FGA	Pct	3FG-FGA	Pct	FT-FTA	Pct	Off-Def-Tot-Avg	PF-FO	Ast	TO	Blk	Stl	Pts	Avg
2022-23	16-0	111-6.9	18-34	.529	0-0	.000	4-7	.571	18-24-42-2.6	8-0	2	4	16	3	40	2.5
TOTAL	16-0	111-6.9	18-34	.529	0-0	.000	4-7	.571	18-24-42-2.6	8-0	2	4	16	3	40	2.5



OSCAR TSHIEBWE 34

Senior | Forward | 6-9 | 260 | Lubumbashi, D.R. of the Congo | West Virginia Univ.

2021-22 SEASON/CAREER HIGHS*

Points			
Season	37, GEORGIA (1/17/23)		
Career	37, GEORGIA (1/17/23)		
Rebounds			
Season	25, vs. Providence (3/17/23)		
Career	28, WESTERN KENTUCKY (12/22/21)		
Field Goals			
Season	13, YALE (12/10/22)		
Career	13, 3x, last YALE (12/10/22)		
Field Goals Attempted			
Season	20, GEORGIA (1/17/23)		
Career	21, at Arkansas (2/26/22)		
3-Point Field Goals			
Season	-		
Career	-		
3-Point Field Goals Attempted			
Season	1, 2x, last at Mississippi St. (2/15/23)		
Career	1, 2x, last at Mississippi St. (2/15/23)		
Free Throws			
Season	13, GEORGIA (1/17/23)		
Career	13, GEORGIA (1/17/23)		
Free Throws Attempted			
Season	18, GEORGIA (1/17/23)		
Career	18, GEORGIA (1/17/23)		
Assists			
Season	5, NORTH FLORIDA (11/23/22)		
Career	5, NORTH FLORIDA (11/23/22)		
Steals			
Season	3, 7x, last vs. Providence (3/17/23)		
Career	4, 3x, last at Alabama (2/5/22)		
Blocked Shots			
Season	4, 2x, last at Georgia (2/11/23)		
Career	5, vs. Vanderbilt (3/11/22)		
Minutes Played			
Season	40, 3x, last S. CAROLINA (1/10/23)		
Career	43, vs. Saint Peter's (3/17/22)		
MISCELLANEOUS			
	2022-23	CAREER	
Dunks	43	124	
Double-Figure Scoring Games	23	78	
Double-Figure Rebounding Games	25	72	
Games With Double-Double	20	60	
Games Led UK in Scoring	15	41	
Games Led UK in Rebounding	28	81	
Games Led UK in Assists	1	2	
Games Led UK in Steals	17	54	
Games Led UK in Blocks	12	44	
Games With 3+ Assists	4	8	
Games With 3+ Blocks	5	17	
Games With 3+ Steals	7	20	
Games With 3+ Three-Pointers	0	0	
*includes West Virginia statistics			

- Consensus second-team All-American. Is first two-time All-American at UK since Tayshaun Prince in 2001 and '02 and one of nine consensus All-Americans in school history and first since Kenny Walker in 1985 and '86
- All-SEC First Team (coaches and media)
- Led the country with 13.7 rebounds per game
- Went for 25 points and 18 rebounds in NCAA Tournament game vs. Kansas State
- 25-rebound performance vs. Providence is most ever by a Wildcat in an NCAA Tournament game
- Tallied double-double with 12 points and 13 boards in win at Arkansas
- Named SEC Player of the Week and the Oscar Robertson National Player of the Week on Feb. 27 after averaging 23.5 points and 20.5 boards per game while shooting 87% (20-23) from the field in wins at Florida and over Auburn.
- Tallied 21 points and 20 rebounds, while also adding three blocks, two assists and a steal against Vanderbilt
- Went for 22 points and 17 boards in win over Auburn
- Had 25 points on 12-of-13 shooting (92.3%) - which ranks as the fourth-best in UK history with a minimum of eight attempts
 - During the UF game, he became the 61st player in UK history to score 1,000 career points as a Wildcat
- Produced a historic performance against Georgia with 37 points and 24 rebounds, en route to SEC Player of the Week honors:
 - First UK player with a 35-point, 20-rebound game since Mike Phillips (Feb. 2, 1976)
 - Per ESPN, the 24 rebounds are the most in a 35-point scoring game for any collegiate player in the last 25 years
 - It tied Malik Monk (Jan. 31, 2017) for the most points in an SEC game by a UK player under John Calipari and were the most points for any player since DeAaron Fox (March 24, 2017) had 39 points vs. UCLA in the NCAA Tournament
 - It marked the sixth 20-or-more rebound game of his career at Kentucky. All UK players combined have totaled five 20-rebound games since the 1973-74 season
- Went for 16 points, seven boards and a team-high three steals in win over No. 10 Tennessee
- Went the fourth player nationally this season to go for at least 20 points, 14 rebounds, four assists and four blocks when he went for the stat line at Georgia
- With 909 rebounds in 64 games played, he ranks eighth in program history. He is the fastest to that total in UK attire
- Went for a team-high 18 points and nine boards to go along with four assists against No. 9 Kansas
- Totaled 15 points and 13 rebounds in win at No. 5 Tennessee
- Had 23 points and 19 rebounds at Missouri
- With the 19 boards at Mizzou, he became a 1,000-point and 1,000-rebound collegiate performer
- Went for 28 points while pulling down 12 boards against Yale
- Had 16 points, 15 boards, five assists, three steals and two blocks in win over North Florida
- Logged a team-high 20 points and game-high 15 rebounds in first start of the year at Gonzaga
- Played 34 minutes in his debut against Michigan State and led the team with 22 points, 18 rebounds and four blocked shots
- Missed both exhibition games and UK's first two regular-season games while recovering from a minor knee procedure in mid-October
- Reigning consensus National Player of the Year who led the Wildcats with 17.4 points per game and a nation-leading 15.1 rebounds per outing as a junior
- Set a UK single-season record with 28 double-doubles in 2021-22

Game-By-Game Statistics

Opponent	Date	GS	Min	FG-A	Pct.	3FG-A	Pct.	FT-A	Pct.	Off-Def-Tot	PF	Ast	TO	Blk	Stl	Pts
HOWARD	11/7			DNP - Right leg injury												
DUQUESNE	11/11			DNP - Right leg injury												
vs. Michigan State	11/15	*	34	9-17	.529	0-0	.000	4-4	1.000	6-12-18	5	2	5	4	0	22
S. CAROLINA STATE	11/17		14	3-6	.500	0-0	.000	0-2	.000	4-3-7	1	1	1	0	1	6
at Gonzaga	11/20	*	29	7-12	.583	0-0	.000	6-6	1.000	6-9-15	4	0	2	0	2	20
NORTH FLORIDA	11/23	*	22	8-11	.727	0-0	.000	0-0	.000	7-8-15	0	5	1	2	3	16
BELLMINE	11/29	*	32	4-9	.444	0-0	.000	0-0	.000	4-8-12	2	1	1	3	2	8
vs. Michigan	12/4	*	31	5-10	.500	0-0	.000	3-4	.750	2-12-14	4	1	2	0	1	13
YALE	12/10	*	38	13-18	.722	0-0	.000	2-3	.667	5-7-12	3	2	0	2	2	28
vs. UCLA	12/17	*	39	4-12	.333	0-0	.000	0-4	.000	8-8-16	3	2	2	3	2	8
FLORIDA A&M	12/21	*	28	4-6	.667	0-0	.000	6-6	1.000	3-5-8	2	1	2	0	2	14
at Missouri	12/28	*	40	6-8	.750	0-0	.000	11-17	.647	9-10-19	3	0	3	0	2	23
LOUISVILLE	12/31	*	37	10-13	.769	0-0	.000	4-9	.444	8-6-14	3	2	5	0	2	24
LSU	1/3	*	40	7-9	.778	0-0	.000	5-7	.714	7-9-16	3	1	0	1	1	19
at Alabama	1/7	*	23	1-7	.143	0-0	.000	2-2	1.000	4-2-6	4	0	4	1	0	4
SOUTH CAROLINA	1/10	*	40	6-11	.545	0-0	.000	7-10	.700	7-5-12	1	1	1	1	3	19
at Tennessee	1/14	*	39	6-12	.500	0-0	.000	3-4	.750	4-9-13	3	1	0	0	1	15
GEORGIA	1/17	*	39	12-20	.600	0-0	.000	13-18	.722	11-13-24	3	1	0	1	3	37
TEXAS A&M	1/21	*	29	3-5	.600	0-0	.000	1-3	.333	5-12-17	4	1	1	0	0	7
at Vanderbilt	1/24	*	35	7-10	.700	0-0	.000	1-2	.500	2-11-13	3	2	1	0	1	15
KANSAS	1/28	*	34	6-9	.667	0-0	.000	6-8	.750	2-7-9	3	4	3	1	1	18
at Ole Miss	1/31	*	38	4-10	.400	0-1	.000	6-7	.857	2-9-11	2	0	1	0	3	14
FLORIDA	2/4	*	34	2-14	.143	0-0	.000	0-0	.000	7-8-15	5	3	3	0	1	4
ARKANSAS	2/7	*	32	3-6	.500	0-0	.000	1-1	1.000	3-4-7	3	2	1	1	3	7
at Georgia	2/11	*	35	6-11	.545	0-0	.000	8-9	.889	6-8-14	4	4	0	4	0	20
at Mississippi State	2/15	*	32	7-13	.538	0-1	.000	4-6	.667	7-4-11	4	2	4	0	1	18
TENNESSEE	2/18	*	34	3-9	.333	0-0	.000	10-11	.909	2-5-7	4	1	3	0	3	16
at Florida	2/22	*	38	12-13	.923	0-0	.000	1-3	.333	2-2-4	2	3	3	1	1	25
AUBURN	2/25	*	36	8-10	.800	0-0	.000	6-6	1.000	6-11-17	1	0	1	1	2	22
VANDERBILT	3/1	*	38	5-10	.500	0-0	.000	11-15	.733	10-10-20	1	2	3	3	1	21
at Arkansas	3/4	*	27	5-11	.455	0-0	.000	2-2	1.000	4-9-13	5	1	1	0	1	12
vs. Vanderbilt	3/10	*	39	7-13	.538	0-0	.000	5-8	.625	11-4-15	3	1	3	1	2	19
vs. Providence	3/17	*	33	4-10	.400	0-0	.000	0-0	.000	11-14-25	4	2	3	2	3	8
vs. Kansas State	3/19	*	37	8-13	.615	0-0	.000	9-11	.818	9-9-18	1	1	5	0	2	25

Career Statistics

Year	GP-GS	Min-Avg	FG-FGA	Pct	3FG-FGA	Pct	FT-FTA	Pct	Off-Def-Tot-Avg	PF-FO	Ast	TO	Blk	Stl	Pts	Avg
2019-20	31-31	717-23.1	123-223	.552	0-0	.000	102-144	.708	128-159-287-9.3	85-1	11	53	32	23	348	11.2
2020-21	10-10	199-19.9	34-65	.523	0-0	.000	17-28	.607	38-40-78-7.8	25-1	7	12	4	4	85	8.5
2021-22	34-34	1087-32.0	238-393	.606	0-0	.000	114-165	.691	179-336-515-15.1	88-1	36	66	55	60	590	17.4
2022-23	32-30	1075-33.6	195-348	.560	0-2	.000	137-188	.729	184-253-437-13.7	93-3	50	65	32	52	527	16.5
TOTAL	107-105	3082-28.8	590-1029	.573	0-2	.000	370-525	.705	529-788-1317-12.3	291-6	104	196	123	139	1550	14.5



LANCE WARE 55

Junior | Forward | 6-9 | 235 | Camden, N.J. | Camden HS

2022-23 SEASON/CAREER HIGHS		
Points		
Season	12, S. CAROLINA ST. (11/17/22)	
Career	12, S. CAROLINA ST. (11/17/22)	
Rebounds		
Season	6, at Missouri (12/28/22)	
Career	13, at Mississippi State (1/2/21)	
Field Goals		
Season	6, S. CAROLINA ST. (11/17/22)	
Career	6, S. CAROLINA ST. (11/17/22)	
Field Goals Attempted		
Season	6, S. CAROLINA ST. (11/17/22)	
Career	6, S. CAROLINA ST. (11/17/22)	
3-Point Field Goals		
Season	-	
Career	-	
3-Point Field Goals Attempted		
Season	-	
Career	-	
Free Throws		
Season	2, 3x, last FLORIDA A&M (12/21/22)	
Career	5, MISSOURI (12/29/21)	
Free Throws Attempted		
Season	6, HOWARD (11/7/22)	
Career	6, 2x, last vs. HOWARD (11/7/22)	
Assists		
Season	3, 2x, last at Missouri (12/28/22)	
Career	4, at Mississippi State (1/2/21)	
Steals		
Season	4, HOWARD (11/7/22)	
Career	4, HOWARD (11/7/22)	
Blocked Shots		
Season	4, DUQUESNE (11/11/22)	
Career	4, DUQUESNE (11/11/22)	
Minutes Played		
Season	30, at Missouri (12/28/22)	
Career	35, at Mississippi State (1/2/21)	
MISCELLANEOUS	2022-23	CAREER
Dunks	14	28
Double-Figure		
Scoring Games	1	1
Double-Figure		
Rebounding Games	0	2
Games With		
Double-Double	0	0
Games Led UK		
in Scoring	0	0
Games Led UK		
in Rebounding	0	2
Games Led UK		
in Assists	0	0
Games Led UK		
in Steals	1	3
Games Led UK		
in Blocks	2	8
Games With		
3+ Assists	2	3
Games With		
3+ Blocks	1	2
Games With		
3+ Steals	1	1
Games With		
3+ Three-Pointers	0	0

- Went for four points and five rebounds in win at Arkansas
- Totaled a season-high 30 minutes with six boards, six points and three assists at Missouri
- In his six starts this season, he is averaging 5.3 points, 3.8 rebounds. 1.3 blocks, 1.0 steals and shooting 59.1% from the field
- Played 14 important minutes for the Cats against UCLA, scoring two points and having season highs in rebounds (5) and assists (3)
- Had a career-high 12 points and added a pair of blocks in the win over South Carolina State
- Posted a game- and career-best four steals to go along with four points and three rebounds against Howard
- Nearly had a double-double with 10 points and nine rebounds in the win over Kentucky State
- Averaged 4.3 points and 1.3 boards per game in three appearances in The Bahamas
 - Missed one game due to shoulder soreness
- Traveled to Brazil in May with Sports Reach
 - Averaged 30 points and 8.3 rebounds in three games

Game-By-Game Statistics

Opponent	Date	GS	Min	FG-A	Pct.	3FG-A	Pct.	FT-A	Pct.	Off-Def-Tot	PF	Ast	TO	Blk	Stl	Pts
HOWARD	11/7	*	20	1-2	.500	0-0	.000	2-6	.333	0-3-3	2	2	2	1	4	4
DUQUESNE	11/11	*	21	1-4	.250	0-0	.000	2-4	.500	2-1-3	2	0	2	4	1	4
vs. Michigan State	11/15	*	15	1-1	1.000	0-0	.000	0-0	.000	1-2-3	4	1	0	1	1	2
S. CAROLINA STATE	11/17	*	13	6-6	1.000	0-0	.000	0-1	.000	1-2-3	0	1	1	2	0	12
at Gonzaga	11/20		10	1-1	1.000	0-0	.000	0-0	.000	0-1-1	4	0	0	0	1	2
NORTH FLORIDA	11/23									DNP - Illness						
BELLARMINE	11/29		8	1-1	1.000	0-0	.000	0-0	.000	0-1-1	0	1	2	0	0	2
vs. Michigan	12/4		1	0-0	.000	0-0	.000	0-0	.000	0-0-0	0	0	0	0	0	0
YALE	12/10									DNP - Coach's decision						
vs. UCLA	12/17		14	1-1	1.000	0-0	.000	0-0	.000	3-2-5	1	3	0	0	1	2
FLORIDA A&M	12/21	*	19	1-4	.250	0-0	.000	2-3	.667	4-1-5	2	0	1	0	0	4
at Missouri	12/28	*	30	3-5	.600	0-0	.000	0-1	.000	2-4-6	3	3	1	0	0	6
LOUISVILLE	12/31		3	1-1	1.000	0-0	.000	0-0	.000	0-0-0	3	1	1	0	0	0
LSU	1/3									DNP - Left shoulder injury						
at Alabama	1/7		6	0-1	.000	0-0	.000	0-0	.000	0-0-0	0	0	0	0	0	0
SOUTH CAROLINA	1/10		18	2-3	.667	0-0	.000	0-0	.000	2-1-3	1	2	1	0	0	4
at Tennessee	1/14		7	1-1	1.000	0-0	.000	0-0	.000	1-2-3	1	0	1	0	0	2
GEORGIA	1/17		1	0-0	.000	0-0	.000	0-0	.000	0-0-0	0	0	0	0	0	0
TEXAS A&M	1/21		15	0-1	.000	0-0	.000	0-2	.000	1-3-4	1	1	0	1	0	0
at Vanderbilt	1/24		5	0-0	.000	0-0	.000	0-0	.000	0-1-1	1	0	1	0	0	0
KANSAS	1/28		6	0-0	.000	0-0	.000	0-2	.000	0-2-2	0	0	0	0	0	0
at Ole Miss	1/31		2	0-0	.000	0-0	.000	0-0	.000	0-0-0	0	0	0	0	0	0
FLORIDA	2/4									DNP - Coach's decision						
ARKANSAS	2/7									DNP - Coach's decision						
at Georgia	2/11									DNP - Coach's decision						
at Mississippi State	2/15		8	0-0	.000	0-0	.000	0-0	.000	1-2-3	0	1	0	0	0	0
TENNESSEE	2/18		9	0-0	.000	0-0	.000	1-2	.500	1-1-2	1	0	0	0	0	1
at Florida	2/22		4	1-2	.500	0-0	.000	0-0	.000	1-1-2	2	0	0	0	0	2
AUBURN	2/25		5	1-1	1.000	0-0	.000	0-0	.000	0-0-0	1	0	0	0	0	2
VANDERBILT	3/1		2	0-0	.000	0-0	.000	0-0	.000	0-0-0	0	1	0	0	0	0
at Arkansas	3/4		17	2-2	1.000	0-0	.000	0-0	.000	1-4-5	3	0	2	1	0	4
vs. Vanderbilt	3/10		1	0-0	.000	0-0	.000	0-0	.000	0-0-0	2	0	1	0	0	0
vs. Providence	3/17		3	0-0	.000	0-0	.000	0-0	.000	0-0-0	1	0	0	0	0	0
vs. Kansas State	3/19		9	1-1	1.000	0-0	.000	0-0	.000	0-0-0	0	0	1	0	0	2

Career Statistics

Year	GP-GS	Min-Avg	FG-FGA	Pct	3FG-FGA	Pct	FT-FTA	Pct	Off-Def-Tot-Avg	PF-FO	Ast	TO	Blk	Stl	Pts	Avg
2020-21	21-3	254-12.1	13-32	.406	0-0	.000	15-27	.556	24-39-63-3.0	41-1	8	19	11	6	41	2.0
2021-22	28-0	175-6.2	16-24	.667	0-1	.000	10-23	.435	16-37-53-1.9	33-0	3	14	11	5	42	1.5
2022-23	28-6	274-9.8	25-38	.658	0-0	.000	7-21	.333	21-34-55-2.0	35-0	17	17	10	8	57	2.0
TOTAL	77-9	702-9.1	54-94	.574	0-1	.000	32-71	.451	61-110-171-2.2	109-1	28	50	32	19	140	1.8

POX SCORES

GAME ONE

#9/9 DUKE 79, #10/11 KENTUCKY 71

Official Basketball Box Score - Final																	
Kentucky at Duke																	
11/02/22 Men's Basketball																	
Attendance: 14,132																	
Officials: PATRICK ADAMS, LEE GABELL, KEITH PATRICK																	
Game Time: 2:00 PM																	
Game Duration: 1:16																	
Attendance: 14,132																	
Record: 0-1																	
NO. Name	Min	FG	3P	FT	Rebounds	Fouls	TP	AS	TO	ST	Blocks	BA	+				
12	Keon Brooks Jr.	F	16:40	4-10	1-3	0	2	3	2	1	9	0	2	0	0	1	-3
34	Oscar Tobiashev	F	28:58	8-14	0-1	11	2	8	2	3	3	1	1	2	1	1	1
2	Salv Wheeler	F	38:09	5-8	2-3	2	2	0	3	2	16	1	1	0	3	0	-8
3	TyTy Washington Jr.	G	27:48	5-14	0-2	5	4	1	1	2	3	9	0	1	0	0	-5
1	Kellan Grady	G	30:44	3-8	0-2	0	2	2	0	0	0	0	0	1	0	0	0
10	Jacob Toppen	G	23:20	2-6	0-0	2	4	6	4	3	4	1	0	0	0	0	-5
4	Damon Collins	G	07:25	0-0	0-0	0	0	0	0	1	0	0	0	1	0	0	-5
10	Davon Mintz	G	30:52	3-7	1-3	0	1	1	3	1	6	0	0	0	0	0	-9
23	Bryce Hopkins	G	12:25	0-1	0-0	0	0	0	0	0	0	0	0	0	0	0	-2
55	Lance Ware	G	09:27	1-2	0-0	1	2	2	2	2	0	0	0	0	0	0	-4
Team																	
Totals	29:77	7-18	0-7	18	25	44	10	17	15	13	4	3	5	8			
Technical Fouls: NONE																	
Shooting By Period																	
NO. Name	Min	FG	3P	FT	Rebounds	Fouls	TP	AS	TO	ST	Blocks	BA	+				
12	Keon Brooks Jr.	F	16:40	4-10	1-3	0	2	3	2	1	9	0	2	0	1	-3	
34	Oscar Tobiashev	F	28:58	8-14	0-1	11	2	8	2	3	3	1	1	2	1	1	
2	Salv Wheeler	F	38:09	5-8	2-3	2	2	0	3	2	16	1	1	0	3	0	-8
3	TyTy Washington Jr.	G	27:48	5-14	0-2	5	4	1	1	2	3	9	0	1	0	0	-5
1	Kellan Grady	G	30:44	3-8	0-2	0	2	2	0	0	0	0	0	1	0	0	0
10	Jacob Toppen	G	23:20	2-6	0-0	2	4	6	4	3	4	1	0	0	0	0	-5
4	Damon Collins	G	07:25	0-0	0-0	0	0	0	0	1	0	0	0	1	0	0	-5
10	Davon Mintz	G	30:52	3-7	1-3	0	1	1	3	1	6	0	0	0	0	0	-9
23	Bryce Hopkins	G	12:25	0-1	0-0	0	0	0	0	0	0	0	0	0	0	0	-2
55	Lance Ware	G	09:27	1-2	0-0	1	2	2	2	2	0	0	0	0	0	0	-4
Team																	
Totals	29:77	7-18	0-7	18	25	44	10	17	15	13	4	3	5	8			
Technical Fouls: NONE																	
Shooting By Period																	
NO. Name	Min	FG	3P	FT	Rebounds	Fouls	TP	AS	TO	ST	Blocks	BA	+				
12	Keon Brooks Jr.	F	16:40	4-10	1-3	0	2	3	2	1	9	0	2	0	1	-3	
34	Oscar Tobiashev	F	28:58	8-14	0-1	11	2	8	2	3	3	1	1	2	1	1	
2	Salv Wheeler	F	38:09	5-8	2-3	2	2	0	3	2	16	1	1	0	3	0	-8
3	TyTy Washington Jr.	G	27:48	5-14	0-2	5	4	1	1	2	3	9	0	1	0	0	-5
1	Kellan Grady	G	30:44	3-8	0-2	0	2	2	0	0	0	0	0	1	0	0	0
10	Jacob Toppen	G	23:20	2-6	0-0	2	4	6	4	3	4	1	0	0	0	0	-5
4	Damon Collins	G	07:25	0-0	0-0	0	0	0	0	1	0	0	0	1	0	0	-5
10	Davon Mintz	G	30:52	3-7	1-3	0	1	1	3	1	6	0	0	0	0	0	-9
23	Bryce Hopkins	G	12:25	0-1	0-0	0	0	0	0	0	0	0	0	0	0	0	-2
55	Lance Ware	G	09:27	1-2	0-0	1	2	2	2	2	0	0	0	0	0	0	-4
Team																	
Totals	29:77	7-18	0-7	18	25	44	10	17	15	13	4	3	5	8			
Technical Fouls: NONE																	

Official Basketball Box Score - Final																	
Kentucky at Duke																	
11/02/22 Men's Basketball																	
Attendance: 14,132																	
Officials: PATRICK ADAMS, LEE GABELL, KEITH PATRICK																	
Game Time: 2:00 PM																	
Game Duration: 1:16																	
Attendance: 14,132																	
Record: 1-0																	
NO. Name	Min	FG	3P	FT	Rebounds	Fouls	TP	AS	TO	ST	Blocks	BA	+				
12	Keon Brooks Jr.	F	16:40	4-10	1-3	0	2	3	2	1	9	0	2	0	1	-3	
34	Oscar Tobiashev	F	28:58	8-14	0-1	11	2	8	2	3	3	1	1	2	1	1	
2	Salv Wheeler	F	38:09	5-8	2-3	2	2	0	3	2	16	1	1	0	3	0	-8
3	TyTy Washington Jr.	G	27:48	5-14	0-2	5	4	1	1	2	3	9	0	1	0	0	-5
1	Kellan Grady	G	30:44	3-8	0-2	0	2	2	0	0	0	0	0	1	0	0	0
10	Jacob Toppen	G	23:20	2-6	0-0	2	4	6	4	3	4	1	0	0	0	0	-5
4	Damon Collins	G	07:25	0-0	0-0	0	0	0	0	1	0	0	0	1	0	0	-5
10	Davon Mintz	G	30:52	3-7	1-3	0	1	1	3	1	6	0	0	0	0	0	-9
23	Bryce Hopkins	G	12:25	0-1	0-0	0	0	0	0	0	0	0	0	0	0	0	-2
55	Lance Ware	G	09:27	1-2	0-0	1	2	2	2	2	0	0	0	0	0	0	-4
Team																	
Totals	29:77	7-18	0-7	18	25	44	10	17	15	13	4	3	5	8			
Technical Fouls: NONE																	
Shooting By Period																	
NO. Name	Min	FG	3P	FT	Rebounds	Fouls	TP	AS	TO	ST	Blocks	BA	+				
12	Keon Brooks Jr.	F	16:40	4-10	1-3	0	2	3	2	1	9	0	2	0	1	-3	
34	Oscar Tobiashev	F	28:58	8-14	0-1	11	2	8	2	3	3	1	1	2	1	1	
2	Salv Wheeler	F	38:09	5-8	2-3	2	2	0	3	2	16	1	1	0	3	0	-8
3	TyTy Washington Jr.	G	27:48	5-14	0-2	5	4	1	1	2	3	9	0	1	0	0	-5
1	Kellan Grady	G	30:44	3-8	0-2	0	2	2	0	0	0	0	0	1	0	0	0
10	Jacob Toppen	G	23:20	2-6	0-0	2	4	6	4	3	4	1	0	0	0	0	-5
4	Damon Collins	G	07:25	0-0	0-0	0	0	0	0	1	0	0	0	1	0	0	-5
10	Davon Mintz	G	30:52	3-7	1-3	0	1	1	3	1	6	0	0	0	0	0	-9
23	Bryce Hopkins	G	12:25	0-1	0-0	0	0	0	0	0	0	0	0	0	0	0	-2
55	Lance Ware	G	09:27	1-2	0-0	1	2	2	2	2	0	0	0	0	0	0	-4
Team																	
Totals	29:77	7-18	0-7	18	25	44	10	17	15	13	4	3	5	8			
Technical Fouls: NONE																	
Shooting By Period																	
NO. Name	Min	FG	3P	FT	Rebounds	Fouls	TP	AS	TO	ST	Blocks	BA	+				
12	Keon Brooks Jr.	F	16:40	4-10	1-3	0	2	3	2	1	9	0	2	0	1	-3	
34	Oscar Tobiashev	F	28:58	8-14	0-1	11	2	8	2	3	3	1	1	2	1	1	
2	Salv Wheeler	F	38:09	5-8	2-3	2	2	0	3	2	16	1	1	0	3	0	-8
3	TyTy Washington Jr.	G	27:48	5-14	0-2	5	4	1	1	2	3	9	0	1	0	0	-5
1	Kellan Grady	G	30:44	3-8	0-2	0	2	2	0	0	0	0	0	1	0	0	0
10	Jacob Toppen	G	23:20	2-6	0-0	2	4	6	4	3	4	1	0	0	0	0	-5
4	Damon Collins	G	07:25	0-0	0-0	0	0	0	0	1	0	0	0	1	0	0	-5
10	Davon Mintz	G	30:52	3-7	1-3	0	1	1	3	1	6	0	0	0	0	0	-9
23	Bryce Hopkins	G	12:25	0-1	0-0	0	0	0	0	0	0	0	0	0	0	0	-2
55	Lance Ware	G	09:27	1-2	0-0	1	2	2	2	2	0	0	0	0	0	0	-4
Team																	
Totals	29:77	7-18	0-7	18	25	44	10	17	15	13	4	3	5	8			
Technical Fouls: NONE																	

Official Basketball Box Score - Final																	
Kentucky at Duke																	
11/02/22 Men's Basketball																	
Attendance: 14,132																	
Officials: PATRICK ADAMS, LEE GABELL, KEITH PATRICK																	
Game Time: 2:00 PM																	
Game Duration: 1:16																	
Attendance: 14,132																	
Record: 1-0																	
NO. Name	Min	FG	3P	FT	Rebounds	Fouls	TP	AS	TO	ST	Blocks	BA	+				
12	Keon Brooks Jr.	F	16:40	4-10	1-3	0	2	3	2	1	9	0	2	0	1	-3	
34	Oscar Tobiashev	F	28:58	8-14	0-1	11	2	8	2	3	3	1	1	2	1	1	
2	Salv Wheeler	F	38:09	5-8	2-3	2	2	0	3	2	16	1	1	0	3	0	-8
3	TyTy Washington Jr.	G	27:48	5-14	0-2	5	4	1	1	2	3	9	0	1	0	0	-5
1	Kellan Grady	G	30:44	3-8	0-2	0	2	2	0	0	0	0	0	1	0	0	0
10	Jacob Toppen	G	23:20	2-6	0-0	2	4	6	4	3	4	1	0	0	0	0	-5
4	Damon Collins	G	07:25	0-0	0-0	0	0	0	0	1	0	0	0	1	0	0	-5
10	Davon Mintz	G	30:52	3-7	1-3	0	1	1	3	1	6	0	0	0	0	0	-9
23	Bryce Hopkins	G	12:25	0-1	0-0	0	0	0	0	0	0	0	0	0	0	0	-2
55	Lance Ware	G	09:27	1-2	0-0	1	2	2	2	2	0	0	0	0	0	0	-4
Team																	
Totals	29:77	7-18	0-7	18	25	44	10	17	15	13	4	3	5	8			
Technical Fouls: NONE																	
Shooting By Period																	
NO. Name	Min	FG	3P	FT	Rebounds	Fouls	TP	AS	TO	ST	Blocks	BA	+				
12	Keon Brooks Jr.	F	16:40	4-10	1-3	0	2	3	2	1	9	0	2	0	1	-3	
34	Oscar Tobiashev	F	28:58	8-14	0-1	11	2	8	2	3	3	1	1	2	1	1	
2	Salv Wheeler	F	38:09	5-8	2-3	2	2	0	3	2	16	1	1	0	3	0	-8
3	TyTy Washington Jr.	G	27:48	5-14	0-2	5	4	1	1	2	3	9	0	1	0	0	-5
1	Kellan Grady	G	30:44	3-8	0-2	0	2	2	0	0	0	0	0	1	0	0	0
10	Jacob Toppen	G	23:20	2-6	0-0	2	4	6	4	3	4	1	0	0	0	0	-5
4	Damon Collins	G	07:25														

BOX SCORES

GAME 19 #2/2 AUBURN 80, #12/12 KENTUCKY 71

Official Basketball Box Score - Final
Kentucky at Auburn
03/22/20 Auburn Arena, Auburn
2021-22 Men's Basketball

Game Time: 12:02 PM
Game Duration: 2:10
Attendance: 1,827

Officials: Joe Lindsey, Don Daily, Charles Davis

Kentucky - 71		Record: 15-4 (5-2)															
NO. Name	Min	FG	3P	FT	Rebounds	Fouls	TP	AS	TS	ST	Blocks	TS	TS	TS	TS	TS	TS
12 Keon Brooks Jr.	22:05	9-11	0-0	0-0	3-1	4-4	2	0	2	0	1	2	0	0	0	0	0
34 Oscar Tshibwe	38:02	7-12	0-0	2-2	4-10	14-11	1	1	1	1	1	1	1	1	1	1	1
2 Sahvir Wheeler	30:44	7-11	1-1	2-2	0-0	3-3	17-14	1	1	1	0	0	0	0	0	0	0
3 TyTy Washington Jr.	26:24	2-4	0-0	0-0	1-1	1-1	1	1	1	1	1	1	1	1	1	1	1
31 Kellan Grady	4:00	5-9	4-7	3-4	2-2	2-3	17-14	1	1	1	0	0	0	0	0	0	0
6 Jacob Toppin	18:06	3-6	0-0	1-1	1-1	5-11	1-1	1	1	1	0	0	0	0	0	0	0
55 Lance Ware	01:58	0-0	0-0	0-0	0-0	0-0	1-1	1	1	1	0	0	0	0	0	0	0
23 Bryce Hopkins	00:42	0-1	0-0	0-0	0-0	0-0	1-1	1	1	1	0	0	0	0	0	0	0
11 Dontae Allen	00:00	0-0	0-0	0-0	0-0	0-0	0-0	0	0	0	0	0	0	0	0	0	0
Team																	
Totals		59-82	15-20	10-16	26	20	12	21	12	3	8	2	1	1	1	1	1

Technical Fouls: NONE

Shooting By Period

NO. Name	Min	FG	3P	FT	Rebounds	Fouls	TP	AS	TS	ST	Blocks	TS	TS	TS	TS	TS	TS
12 Keon Brooks Jr.	14:29	48%															
34 Oscar Tshibwe	17	14.3%															
2 Sahvir Wheeler	15.29	51.7%															
3 TyTy Washington Jr.	4.5	50.0%															
31 Kellan Grady	4.6	66.7%															
6 Jacob Toppin	29.58	50.0%															
55 Lance Ware	5.02	41.7%															
23 Bryce Hopkins	0.00	0.0%															
11 Dontae Allen	0.00	0.0%															
Team																	
Totals		59-82	15-20	10-16	26	20	12	21	12	3	8	2	1	1	1	1	1

Technical Fouls: NONE

NO. Name	Min	FG	3P	FT	Rebounds	Fouls	TP	AS	TS	ST	Blocks	TS	TS	TS	TS	TS	TS
10 Jason Smith	1:14	2-3	0-0	0-0	1-1	1-1	1	1	1	1	0	0	0	0	0	0	0
13 Walker Kessler	3:05	8-10	0-0	2-2	5-7	9-9	2	0	0	0	0	0	0	0	0	0	0
0 K.D. Johnson	4:45	3-5	0-0	2-2	4-4	5-17	0	1	1	1	0	0	0	0	0	0	0
12 Zapp Jumper	6:53	1-1	0-0	0-0	1-1	1-1	3-3	0	0	0	0	0	0	0	0	0	0
22 Alan Faingan	9:26	2-5	0-2	4-4	4-4	4-11	2	0	0	0	0	0	0	0	0	0	0
1 Wendell Green Jr.	23:19	2-5	0-0	2-2	5-6	4-4	1-1	1	1	1	0	0	0	0	0	0	0
44 Dylan Cardwell	9:01	0-1	0-0	0-0	1-1	1-1	3-3	0	0	0	0	0	0	0	0	0	0
2 Jaylin Williams	10:27	2-2	0-0	3-3	1-1	1-1	2-7	0	0	0	0	0	0	0	0	0	0
35 Devan Cambridge	12:21	1-1	0-0	0-0	1-1	1-1	3-3	0	0	0	0	0	0	0	0	0	0
Team																	
Totals		55-81	16-24	23-29	6-21	27	12	20	20	12	5	6	1	1	1	1	1

Technical Fouls: NONE

Biggest lead	UKY	AUB	Points from Turnovers	UKY	AUB	Period by Period Scoring
Biggest lead	13 (1st 14:01)	12 (2nd 6:07)	Turnovers	22	13	1st 2nd TOT
Best Scoring Run	13 (1st 14:01)	8 (2nd 5:52)	Paint	33	39	71
Lead Changes	3	2	Second Chance	14	11	
Times Tied	5	3	Fast Breaks	16	5	
Time with Lead	21:32	15:17	Bench	11	20	

GAME 20 #12/13 KENTUCKY 82, MISSISSIPPI STATE 74 OT

Official Basketball Box Score - Final
Kentucky at Mississippi St. at Kentucky
03/22/20 Memphis, Tennessee
2021-22 Men's Basketball

Game Time: 10:02 PM
Game Duration: 2:34
Attendance: 16,144

Officials: Doug Driggs, Anthony Jordan, Patrick Evans

Kentucky - 82		Record: 15-4 (5-2)															
NO. Name	Min	FG	3P	FT	Rebounds	Fouls	TP	AS	TS	ST	Blocks	TS	TS	TS	TS	TS	TS
4 Cameron Matthews	9:23	1-6	0-1	2-4	2-6	8-3	4	1	0	0	0	0	0	0	0	0	0
10 Garrison Brooks	3:00	4-10	1-3	2-8	3-2	5-11	1	1	1	1	0	0	0	0	0	0	0
13 D.J. Jeffries	3:02	1-4	0-2	4-4	3-3	1-5	1	0	0	0	0	0	0	0	0	0	0
11 Nerens Molinar	38:13	13-21	0-3	4-4	0-3	2-5	30-30	3	3	2	3	8	8	8	8	8	8
3 Shaquai Moore	37:39	3-8	3-4	0-0	1-3	3-3	9-9	4	1	1	1	1	1	1	1	1	1
0 Rocket Watts	17:20	3-6	1-4	2-2	2-2	0-2	9-9	1	0	0	0	0	0	0	0	0	0
2 Javian Davis	27:51	2-4	0-0	2-3	2-3	3-6	1	2	0	0	0	0	0	0	0	0	0
11 Anderson Garcia	30:05	0-2	0-0	0-0	2-2	2-2	1	0	0	0	0	0	0	0	0	0	0
20 Derek Fountain	01:16	0-0	0-0	0-0	0-0	0-0	0-0	0	0	0	0	0	0	0	0	0	0
Team																	
Totals		77-93	19-24	12-20	40	29	33	19	20	14	1	1	1	1	1	1	1

Technical Fouls: NONE

Shooting By Period

NO. Name	Min	FG	3P	FT	Rebounds	Fouls	TP	AS	TS	ST	Blocks	TS	TS	TS	TS	TS	TS
12 Keon Brooks Jr.	14:29	52.6%															
34 Oscar Tshibwe	17:11	60.0%															
2 Sahvir Wheeler	13:22	39.3%															
10 Garrison Brooks	4.10	40.0%															
13 D.J. Jeffries	21:43	61.9%															
11 Nerens Molinar	25:42	56.9%															
3 Shaquai Moore	24:52	46.2%															
0 Rocket Watts	16:28	50.0%															
2 Javian Davis	15:39	0.0%															
11 Anderson Garcia	17:31	26.0%															
20 Derek Fountain	1:16	0.0%															
Team																	
Totals		77-93	19-24	12-20	40	29	33	19	20	14	1	1	1	1	1	1	1

Technical Fouls: NONE

Biggest lead	MSU	UKY	Points from Turnovers	MSU	UKY	Period by Period Scoring
Biggest lead	2 (1st 17:30)	16 (2nd 16:22)	Turnovers	10	36	1st 2nd TOT
Best Scoring Run	9 (1st 9:25)	11 (1st 16:02)	Paint	38	36	
Lead Changes	12	3	Second Chance	12	7	
Times Tied	6	6	Fast Breaks	11	13	
Time with Lead	00:08	40:58	Bench	15	12	

GAME 21 #12/13 KENTUCKY 80, #5/5 KANSAS 62

Official Basketball Box Score - Final
Kentucky at Kansas
03/22/20 Jayhawk Arena, Lawrence
2021-22 Men's Basketball

Game Time: 5:02 PM
Game Duration: 1:56
Attendance: 15,330

Officials: Doug Driggs, Keith Kuhn, Ron Gowder

Kentucky - 80		Record: 15-4 (5-2)															
NO. Name	Min	FG	3P	FT	Rebounds	Fouls	TP	AS	TS	ST	Blocks	TS	TS	TS	TS	TS	TS
12 Keon Brooks Jr.	19:28	5-16	0-1	9-10	5-8	3-5	27	0	0	0	0	0	0	0	0	0	0
34 Oscar Tshibwe	30:04	8-19	0-0	1-1	3-11	3-4	17	1	1	1	1	1	1	1	1	1	1
2 Sahvir Wheeler	32:37	7-12	0-0	2-2	0-0	2-2	17	0	0	0	0	0	0	0	0	0	0
3 TyTy Washington Jr.	32:09	1-9	0-4	0-1	3-3	0-2	2-5	3	3	0	0	0	0	0	0	0	0
31 Kellan Grady	37:02	4-7	4-7	0-1	3-3	2-2	1-1	1	1	1	0	0	0	0	0	0	0
3 Dajuan Harris	19:52	4-4	3-3	0-2	1-2	3-3	1	1	1	1	0	0	0	0	0	0	0
55 Lance Ware	09:56	2-2	0-0	1-1	1-1	1-1	0	0	0	0	0	0	0	0	0	0	0
11 Davion Mintz	05:58	0-3	0-3	0-1	0-1	0-1	0	0	0	0	0	0	0	0	0	0	0
Team																	
Totals		51-61	12-16	12-29	41	11	33	19	27	1	1	1	1	1	1	1	1

Technical Fouls: NONE

Shooting By Period

NO. Name	Min	FG	3P	FT	Rebounds	Fouls	TP	AS	TS	ST	Blocks	TS	TS	TS	TS	TS	TS
10 Jason Wilson	21:24	3-10	2-3	0-0	0-0	2-2	2	0	0	0	0	0	0	0	0	0	0
33 David McCormack	15:32	1-2	0-0														

BOX SCORES

GAME 28 #6/3 KENTUCKY 71, VR/NR LSU 66

Official Basketball Box Score - Final
Kentucky at LSU
 03/20/22 Poplar Arena, Lexington
 2021-22 Men's Basketball

Game Time: 7:00 PM
 Game Duration: 2:00
 Attendance: 20,199

Officials: Terry O'Quinn, Ryan Jensen, Patrick Davis

NO. Name	Min	FG		FT	Rebounds	Fouls	TP	AS	TS	ST	Blocks	+/-	Shooting By Period		
		M/A	MA										pts	reb	
4 Darius Days	36:38	4-15	2-10	0	3	5	2	0	10	1	0	1	0	1	17
5 Mearl Wilkinson	25:19	2-2	2-2	0	1	1	2	0	1	1	1	0	0	0	8
15 Elian Reed	25:20	2-2	0-0	1-3	2	2	5	5	0	1	1	0	0	0	19
0 Brandon Murray	0:33:33	1-5	1-3	0	2	2	5	1	3	1	1	0	0	1	10
1 Xavier Prunty	34:23	6-20	2-7	12-13	2	2	6	2	6	8	3	1	1	1	12
13 Taj Eason	12:56	2-7	1-1	0-0	1	1	5	0	0	0	0	0	0	0	26
3 Alex Fudge	06:21	0-0	0-0	0-0	0	0	2	0	1	0	0	0	0	0	2
11 Justice Williams	00:03	0-0	0-0	0-0	0	0	0	0	0	0	0	0	0	0	1
Team					3	6	0	0	0	0	0	0	0	0	0
Totals	21:57	26-52	15-18	14	24	24	13	66	12	8	0	5	2	23	

Technical Fouls: NONE

Technical Fouls: NONE

NO. Name	Min	FG		FT	Rebounds	Fouls	TP	AS	TS	ST	Blocks	+/-	Shooting By Period		
		M/A	MA										pts	reb	
3 Jacob Toppin	11:32	1-2	1-1	4-4	1	1	1	1	1	1	0	1	1	0	11
12 Keion Brooks Jr.	21:22	2-5	0-0	2-2	1	1	3	1	6	3	0	1	0	1	11
34 Oscar Tshobueh	38:20	5-7	0-0	7-11	6	10	3	1	0	0	0	0	0	0	4
10 Davion Mintz	32:53	4-14	4-4	2-2	4	2	4	3	0	0	0	0	0	0	13
31 Kellan Grady	40:00	1-5	0-5	3-3	1	3	1	1	0	0	0	0	0	0	5
55 Lance Ware	04:11	0-0	0-0	1-2	0	0	1	2	1	0	0	0	0	0	1
11 Dontae Allen	02:14	0-1	0-0	0-0	0	0	0	0	0	0	0	0	0	0	1
23 Bryce Hopkins	15:34	5-6	0-1	2-2	4	0	4	3	0	1	0	0	0	0	16
4 Damon Collins	01:22	0-0	0-0	0-0	0	0	0	0	0	0	0	0	0	0	1
Team					0	0	0	0	0	0	0	0	0	0	0
Totals	23:49	23-32	12-25	36	14	25	11	12	4	5	0	0	1	8	

Technical Fouls: NONE

LSU	UKY	Points from Turnovers	LSU	UKY	Period by Period Scoring	
					1st	2nd
Biggest lead	11 (1st 17:17)	10 (2nd 1:17)	23	5	1st	TOT
Best Scoring Run	8 (1st 15:49)	11 (2nd 15:20)	36	36	1st	TOT
Lead Changes	2	2	LSU	31	5	66
Times Tied	2	2	Fast Breaks	8	5	
Time with Lead	20:34	17:50	Bench	10	14	

GAME 29 #18/18 ARKANSAS 75, #6/3 KENTUCKY 73

Official Basketball Box Score - Final
Kentucky at Arkansas
 02/20/22 Bud Walton Arena, Fayetteville, AR
 2021-22 Men's Basketball

Game Time: 7:00 PM
 Game Duration: 2:00
 Attendance: 10,200

Officials: Doug Drown, Chuck Jones, Rick Russo

NO. Name	Min	FG		FT	Rebounds	Fouls	TP	AS	TS	ST	Blocks	+/-	Shooting By Period		
		M/A	MA										pts	reb	
0 Jacob Toppin	11:33	1-2	0-1	0-0	0	0	2	1	1	1	0	0	0	0	7
12 Keion Brooks Jr.	31:42	7-13	0-1	0-0	4	5	2	1	4	2	0	0	1	1	1
34 Oscar Tshobueh	39:25	19-21	0-0	4-7	9	10	3	6	10	3	0	1	3	0	1
10 Davion Mintz	31:29	6-2	0-2	0-0	1	1	2	2	2	1	0	0	0	0	2
31 Kellan Grady	29:31	1-3	1-2	0-0	2	3	4	0	3	1	2	1	0	0	1
2 Salvir Wheeler	29:57	5-13	2-2	2-1	3	2	1	14	5	0	0	0	1	3	0
3 TyTy Washington Jr.	34:57	3-12	1-4	2-4	1	2	2	10	7	0	0	0	2	4	0
23 Bryce Hopkins	03:09	0-0	0-0	0-0	0	0	0	0	0	0	0	0	0	0	5
4 Damon Collins	00:20	0-0	0-0	0-0	0	0	0	0	0	0	0	0	0	0	1
55 Lance Ware	00:55	0-0	0-0	0-0	0	0	0	0	0	0	0	0	0	0	1
Team					4	7	0	0	0	0	0	0	0	0	0
Totals	30:56	41-64	9-13	26	29	17	13	23	16	7	3	5	2	2	

Technical Fouls: NONE

Technical Fouls: NONE

NO. Name	Min	FG		FT	Rebounds	Fouls	TP	AS	TS	ST	Blocks	+/-	Shooting By Period		
		M/A	MA										pts	reb	
3 Troy White	13:38	2-2	0-0	1-1	2	3	1	1	3	1	2	0	1	0	2
10 Jaylin Williams	5:15	5-13	0-4	6-7	2	10	3	5	16	2	2	1	0	0	0
0 Stanley Umude	6:44	5-10	3-5	0-0	1	6	0	2	13	0	1	0	0	0	2
10 DJ Nwankwo	6:39	13-26	2-8	2-8	0	1	2	4	30	6	1	1	2	1	2
5 Du'Wayne Toney	06:44	2-5	0-1	0-0	2	2	2	0	4	1	0	1	0	0	1
4 Davonte Davis	3:29	0-1	0-0	0-0	2	2	1	3	5	2	0	0	0	0	4
11 Chris Lyles	05:58	0-0	0-0	0-0	0	0	0	2	0	0	0	0	0	0	2
20 Kamari Johnson	07:51	1-1	0-0	0-0	2	3	2	2	2	1	1	1	0	0	0
Team					2	3	0	0	0	0	0	0	0	0	0
Totals	28:58	18-18	14-17	6	24	33	17	17	12	5	5	3	2		

Technical Fouls: NONE

ARK	UKY	Points from Turnovers	ARK	UKY	Period by Period Scoring	
					1st	2nd
Biggest lead	4 (2nd 9:50)	13 (1st 13:10)	28	45	1st	TOT
Best Scoring Run	2 (2nd 19:15)	15 (1st 13:10)	36	36	1st	TOT
Lead Changes	5	2	Fast Breaks	16	11	
Times Tied	5	2	Bench	24	7	
Time with Lead	07:20	29:56	ARK	34	41	75

GAME 30 #7/6 KENTUCKY 83, OLE MISS 72

Official Basketball Box Score - Final
Ole Miss at Kentucky
 03/12/22 Poplar Arena, Lexington
 2021-22 Men's Basketball

Game Time: 7:00 PM
 Game Duration: 2:00
 Attendance: 20,337

Officials: Don Day, K.B. Burdett Jr., Owen Stout

NO. Name	Min	FG		FT	Rebounds	Fouls	TP	AS	TS	ST	Blocks	+/-	Shooting By Period		
		M/A	MA										pts	reb	
4 Jaemyn Brakelsted	35:10	3-7	0-0	1-3	1	7	8	1	7	1	0	1	1	1	6
3 Nyler Brooks	35:08	6-10	0-0	0-2	5	0	4	14	2	2	0	0	0	0	6
11 Matthew Murrell	35:46	9-16	5-8	2-3	0	2	3	25	4	1	0	0	0	0	1
15 Luke Rodriguez	13:33	0-3	0-0	0-0	1	2	3	0	0	0	0	0	0	0	8
24 Jarrell Jones	24:52	3-5	0-0	2-2	0	1	2	8	1	3	1	0	0	0	16
14 Tyte Fagan	19:29	1-6	0-2	0-0	1	1	0	0	0	0	0	0	0	0	13
1 Austin Crowley	17:55	2-4	1-3	0-0	0	0	0	3	0	0	0	0	0	0	0
23 Sammy Hunter	07:00	1-3	1-0	0-0	1	1	0	0	0	0	0	0	0	0	0
5 James White	10:17	4-4	0-0	0-0	3	3	1	0	0	0	0	0	0	0	0
Team					0	0	0	0	0	0	0	0	0	0	0
Totals	29:56	27-18	17-10	8	16	24	14	11	22	12	3	5	1	1	

Technical Fouls: NONE

Technical Fouls: NONE

NO. Name	Min	FG		FT	Rebounds	Fouls	TP	AS	TS	ST	Blocks	+/-	Shooting By Period		
		M/A	MA										pts	reb	
12 Keion Brooks Jr.	22:12	4-5	0-0	2-2	1	4	5	3	1	1	0	1	0	0	12
34 Oscar Tshobueh	39:42	9-12	0-0	4-11	15	3	2	16	2	0	0	0	1	1	1
2 Salvir Wheeler	35:30	6-9	2-3	2-2	0	3	1	1	16	7	2	0	0	0	1
10 Davion Mintz	24:36	3-5	2-4	0-0	1	0	0	0	8	2	0	1	0	0	0
31 Kellan Grady	29:47	3-8	1-4	2-2	0	0	0	0	3	1	0	0	0	0	14
0 Jacob Toppin	20:55	3-6	0-0	1-2	0	1	1	1	7	0	0	0	0	0	4
3 TyTy Washington Jr.	23:15	5-10	1-3	3-5	1	1	5	14	4	3	0	0	0	0	1
55 Lance Ware	05:06	0-0	0-0	0-0	0	0	0	1	0	0	0	0	0	0	1
4 Damon Collins	04:57	0-0	0-0	1-2	0	1	0	1	0	0	0	0	0	0	0
Team					2	2	0	0	0	0	0	0	0	0	0
Totals	33:55	6-14	11-15	6	33	30	11	13	23	11	0	1	0	1	

Technical Fouls: NONE

OLE MISS	UKY	Points from Turnovers	OLE MISS	UKY	Period by Period Scoring	
					1st	2nd
Biggest lead	2 (1st 18:59)	14 (2nd 14:20)	28	45	1st	TOT
Best Scoring Run	6 (1st 6:48)	10 (1st 14:20)	34	40	1st	TOT
Lead Changes	1	1	Fast Breaks	8	11	
Times Tied	1	1	Bench	19	22	
Time with Lead	00:37	39:43	UKY	44	39	83

GAME 31 #7/6 KENTUCKY 71, FLORIDA 63

Official Basketball Box Score - Final
Kentucky at Florida
 03/03/22 Donald R. Scott Center, Gainesville
 2021-22 Men's Basketball

Game Time: 7:00 PM
 Game Duration: 2:00

THE STAT CREW SYSTEM
Kentucky Combined Team Statistics (as of Mar 21, 2023)
All games

Overall record: 22-12 Conf: 12-6 Home: 14-4 Away: 6-4 Neutral: 2-4

##	Player	gp-gs	min	avg	Total		3-Point		F-Throw		Rebounds				pf	dq	a	to	blk	stl	pts	avg	
					fg-fga	fg%	3fg-fga	3fg%	ft-fa	ft%	off	def	tot	avg									
34	Oscar Tshiebwe	32-30	1076	33.6	195-348	.560	0-2	.000	137-188	.729	184	253	437	13.7	93	3	50	65	32	52	527	16.5	
12	Antonio Reeves	34-14	950	27.9	168-404	.416	80-201	.398	72-92	.783	13	59	72	2.1	70	1	37	50	6	14	488	14.4	
00	Jacob Toppin	33-31	1038	31.5	158-341	.463	18-59	.305	75-113	.664	63	161	224	6.8	75	2	74	49	16	16	409	12.4	
22	Cason Wallace	32-32	1029	32.2	139-312	.446	44-127	.346	53-70	.757	30	89	119	3.7	78	1	136	67	15	63	375	11.7	
02	Sahvir Wheeler	21-14	601	28.6	65-156	.417	15-41	.366	16-30	.533	5	43	48	2.3	39	1	117	39	2	19	161	7.7	
24	Chris Livingston	34-26	761	22.4	79-184	.429	18-59	.305	39-54	.722	38	104	142	4.2	57	1	24	31	12	15	215	6.3	
01	CJ Fredrick	27-15	600	22.2	54-154	.351	34-107	.318	22-24	.917	6	15	21	0.8	30	0	41	14	0	14	164	6.1	
33	Ugonna Onyenso	16-0	112	7.0	18-34	.529	0-0	.000	4-7	.571	18	24	42	2.6	8	0	2	4	16	3	40	2.5	
03	Adou Thiero	20-0	190	9.5	10-29	.345	3-9	.333	23-33	.697	16	21	37	1.9	26	0	8	13	6	9	46	2.3	
55	Lance Ware	28-6	272	9.7	25-38	.658	0-0	.000	7-21	.333	17	34	55	2.0	35	0	17	17	10	8	57	2.0	
04	Daimion Collins	25-1	196	7.8	17-40	.425	0-3	.000	13-21	.619	17	30	47	1.9	33	1	4	18	10	6	47	1.9	
14	Brennan Canada	5-1	9	1.8	1-3	.333	1-3	.333	0-0	.000	0	1	1	0.2	0	0	0	0	0	0	3	0.6	
21	Walker Horn	4-0	8	2.0	0-1	.000	0-1	.000	0-0	.000	0	1	1	0.3	1	0	1	4	0	0	0	0.0	
25	Kareem Watkins	4-0	8	2.0	0-1	.000	0-1	.000	0-0	.000	0	0	0	0.0	0	0	1	1	0	0	0	0.0	
Team											61	32	93										
Total.....		34	6850		929-2045	.454	213-613	.347	461-653	.706	472	867	1339	39.4	545	10	512	400	125	219	2532	74.5	
Opponents.....		34	6850		827-1929	.429	222-685	.324	429-577	.744	290	732	1022	30.1	580	12	399	379	75	205	2305	67.8	

TEAM STATISTICS	UK	OPP	Date	Opponent	Score	Att.			
SCORING	2532	2305	11/07/22	HOWARD	w 95-63	18750			
Points per game	74.5	67.8	1 11/11/22	DUQUESNE	w 77-52	20014			
Scoring margin	+6.7	-	2 11/15/22	vs Michigan St.	Lo2 77-86	15828			
FIELD GOALS-ATT	929-2045	827-1929	1 11/17/22	SOUTH CAROLINA ST.	w 106-63	18885			
Field goal pct	.454	.429	11/20/22	at #2/2 Gonzaga	L 72-88	12333			
3 POINT FG-ATT	213-613	222-685	1 11/23/22	NORTH FLORIDA	w 96-56	19763			
3-point FG pct	.347	.324	11/29/22	BELLARMINE	w 60-41	19092			
3-pt FG made per game	6.3	6.5	3 12/04/22	vs RV/RV Michigan	w 73-69	8242			
FREE THROWS-ATT	461-653	429-577	12/10/22	YALE	w 69-59	20264			
Free throw pct	.706	.744	4 12/17/22	vs #16/14 UCLA	L 53-63	20261			
F-Throws made per game	13.6	12.6	5 12/21/22	FLORIDA A&M	w 88-68	20226			
REBOUNDS	1339	1022	* 12/28/22	at RV/RV Missouri	L 75-89	15061			
Rebounds per game	39.4	30.1	12/31/22	LOUISVILLE	w 86-63	20934			
Rebounding margin	+9.3	-	* 01/03/23	RV/RV LSU	w 74-71	19610			
ASSISTS	512	399	* 01/07/23	at #7/7 Alabama	L 52-78	13474			
Assists per game	15.1	11.7	* 01/10/23	SOUTH CAROLINA	L 68-71	19393			
TURNOVERS	400	379	* 01/14/23	at #5/5 Tennessee	w 63-56	21678			
Turnovers per game	11.8	11.1	* 01/17/23	GEORGIA	w 85-71	19171			
Turnover margin	-0.6	-	* 01/21/23	RV/RV TEXAS A&M	w 76-67	20017			
Assist/turnover ratio	1.3	1.1	* 01/24/23	at Vanderbilt	w 69-53	10238			
STEALS	219	205	6 01/28/23	#9/9 KANSAS	L 68-77	20418			
Steals per game	6.4	6.0	* 01/31/23	at Ole Miss	w 75-66	0			
BLOCKS	125	75	* 02/04/23	FLORIDA	w 72-67	20315			
Blocks per game	3.7	2.2	* 02/07/23	ARKANSAS	L 73-88	19855			
ATTENDANCE	357720	200034	* 02/11/23	at Georgia	L 68-75	10376			
Home games-Avg/Game	18-19873	10-12120	* 02/15/23	at Mississippi St.	w 71-68	9297			
Neutral site-Avg/Game	-	6-13140	* 02/18/23	#10/11 TENNESSEE	w 66-54	20323			
			* 02/22/23	at Florida	w 82-74	9540			
Score by Periods	1st	2nd	OT	OT2	Totals				
Kentucky	1204	1313	9	6	2532	* 02/25/23	AUBURN	w 86-54	20353
Opponents	1109	1172	9	15	2305	* 03/01/23	VANDERBILT	L 66-68	20337
						* 03/04/23	at Arkansas	w 88-79	19200
						7 03/10/23	vs Vanderbilt	L 73-80	17989
						8 03/17/23	vs Providence	w 61-53	0
						8 03/19/23	vs #15/13 Kansas St.	L 69-75	16517

1 = Tribute Classic (Rupp Arena | Lexington, Ky.); 2 = Champions Classic (Gainbridge Fieldhouse | Indianapolis); 3 = London Showcase (O2 Arena | London, England)
4 = CBS Sports Classic (Madison Square Garden | New York); 5 = Unity Series (Rupp Arena | Lexington, Ky.); 6 = SEC/Big 12 Challenge (Rupp Arena | Lexington, Ky.)
7 = SEC Tournament (Bridgestone Arena | Nashville, Tenn.); 8 = NCAA Tournament First & Second Rounds (Greensboro Coliseum | Greensboro, N.C.)
* = Conference game

THE STAT CREW SYSTEM
 Kentucky Combined Team Statistics (as of Mar 04, 2023)
 Conference games only

RECORD:	OVERALL	HOME	AWAY	NEUTRAL
ALL GAMES	12-6	6-3	6-3	0-0
CONFERENCE	12-6	6-3	6-3	0-0
NON-CONFERENCE	0-0	0-0	0-0	0-0

#	Player	gp-gs	min	avg	Total		3-Point		F-Throw		Rebounds				pf	dq	a	to	blk	stl	pts	avg		
					fg-fga	fg%	3fg-fga	3fg%	ft-fa	ft%	off	def	tot	avg										
34	Oscar Tshiebwe	18-18	629	34.9	103-189	.545	0-2	.000	92-123	.748	98	141	239	13.3	55	2	25	30	14	27	298	16.6		
12	Antonio Reeves	18-6	523	29.1	99-217	.456	40-97	.412	45-55	.818	5	28	33	1.8	43	0	14	28	3	7	283	15.7		
00	Jacob Toppin	17-16	570	33.5	82-167	.491	13-26	.500	37-55	.673	28	92	120	7.1	38	1	45	28	10	9	214	12.6		
22	Cason Wallace	16-16	488	30.5	67-169	.396	16-67	.239	29-32	.906	10	38	48	3.0	39	0	67	36	11	21	179	11.2		
02	Sahvir Wheeler	9-5	251	27.9	29-68	.426	5-13	.385	1-6	.167	2	17	19	2.1	20	1	45	13	0	7	64	7.1		
24	Chris Livingston	18-17	455	25.3	40-100	.400	9-32	.281	24-34	.706	23	62	85	4.7	41	1	14	17	7	8	113	6.3		
01	CJ Fredrick	12-9	296	24.7	24-74	.324	14-49	.286	10-10	1.000	3	8	11	0.9	12	0	19	7	0	5	72	6.0		
03	Adou Thiero	12-0	142	11.8	7-22	.318	2-6	.333	15-22	.682	13	13	26	2.2	20	0	6	10	4	8	31	2.6		
04	Daimion Collins	13-1	92	7.1	12-22	.545	0-0	.000	8-13	.615	11	10	21	1.6	19	1	3	5	6	3	32	2.5		
55	Lance Ware	14-1	129	9.2	10-16	.625	0-0	.000	1-5	.200	10	19	29	2.1	14	0	8	6	2	0	21	1.5		
33	Ugonna Onyenso	5-0	18	3.6	1-7	.143	0-0	.000	0-0	.000	3	3	6	1.2	1	0	0	1	1	1	2	0.4		
21	Walker Horn	1-0	2	2.0	0-0	.000	0-0	.000	0-0	.000	0	0	0	0.0	0	0	0	1	0	0	0	0.0		
14	Brennan Canada	2-1	3	1.5	0-0	.000	0-0	.000	0-0	.000	0	0	0	0.0	0	0	0	0	0	0	0	0.0		
25	Kareem Watkins	1-0	2	2.0	0-1	.000	0-1	.000	0-0	.000	0	0	0	0.0	0	0	0	0	0	0	0	0.0		
Team											36	18	54	20										
Total.....		18	3600	474-1052		.451	99-293	.338	262-355	.738	242	449	691	38.4	302	6	246	202	58	96	1309	72.7		
Opponents.....		18	3600	441-1001		.441	121-366	.331	246-327	.752	146	376	522	29.0	320	9	223	174	44	105	1249	69.4		

TEAM STATISTICS	UK	OPP	Date	Opponent	Score	Att.
SCORING	1309	1249	* 12/28/22	at RV/RV Missouri	L 75-89	15061
Points per game	72.7	69.4	* 01/03/23	RV/RV LSU	w 74-71	19610
Scoring margin	+3.3	-	* 01/07/23	at #7/7 Alabama	L 52-78	13474
FIELD GOALS-ATT	474-1052	441-1001	* 01/10/23	SOUTH CAROLINA	L 68-71	19393
Field goal pct	.451	.441	* 01/14/23	at #5/5 Tennessee	w 63-56	21678
3 POINT FG-ATT	99-293	121-366	* 01/17/23	GEORGIA	w 85-71	19171
3-point FG pct	.338	.331	* 01/21/23	RV/RV TEXAS A&M	w 76-67	20017
3-pt FG made per game	5.5	6.7	* 01/24/23	at Vanderbilt	w 69-53	10238
FREE THROWS-ATT	262-355	246-327	* 01/31/23	at Ole Miss	w 75-66	0
Free throw pct	.738	.752	* 02/04/23	FLORIDA	w 72-67	20315
F-Throws made per game	14.6	13.7	* 02/07/23	ARKANSAS	L 73-88	19855
REBOUNDS	691	522	* 02/11/23	at Georgia	L 68-75	10376
Rebounds per game	38.4	29.0	* 02/15/23	at Mississippi St.	w 71-68	9297
Rebounding margin	+9.4	-	* 02/18/23	#10/11 TENNESSEE	w 66-54	20323
ASSISTS	246	223	* 02/22/23	at Florida	w 82-74	9540
Assists per game	13.7	12.4	* 02/25/23	AUBURN	w 86-54	20353
TURNOVERS	202	174	* 03/01/23	VANDERBILT	L 66-68	20337
Turnovers per game	11.2	9.7	* 03/04/23	at Arkansas	w 88-79	19200
Turnover margin	-1.6	-				
Assist/turnover ratio	1.2	1.3	1 = Tribute Classic (Rupp Arena Lexington, Ky.)			
STEALS	96	105	2 = Champions Classic (Gainbridge Fieldhouse Indianapolis)			
Steals per game	5.3	5.8	3 = London Showcase (O2 Arena London, England)			
BLOCKS	58	44	4 = CBS Sports Classic (Madison Square Garden New York)			
Blocks per game	3.2	2.4	5 = Unity Series (Rupp Arena Lexington, Ky.)			
ATTENDANCE	179374	108864	6 = SEC/Big 12 Challenge (Rupp Arena Lexington, Ky.)			
Home games-Avg/Game	9-19930	9-12096	* = Conference game			
Neutral site-Avg/Game	-	0-0				

Score by Periods	1st	2nd	Totals
Kentucky	618	691	1309
Opponents	610	639	1249

THE STAT CREW SYSTEM
Kentucky Combined Team Statistics (as of Mar 21, 2023)
Last Five

RECORD:	OVERALL	HOME	AWAY	NEUTRAL
ALL GAMES	2-3	0-1	1-0	1-2
CONFERENCE	1-1	0-1	1-0	0-0
NON-CONFERENCE	1-2	0-0	0-0	1-2

#	Player	gp-gs	min	avg	Total		3-Point		F-Throw		Rebounds				Other				pts	avg		
					fg-fga	fg%	3fg-fga	3fg%	ft-fa	ft%	off	def	tot	avg	pf	dq	a	to			blk	stl
12	Antonio Reeves	5-4	173	34.6	33-87	.379	12-40	.300	22-29	.759	1	11	12	2.4	17	1	5	11	0	3	100	20.0
34	Oscar Tshiebwe	5-5	174	34.8	29-57	.509	0-0	.000	27-36	.750	45	46	91	18.2	14	1	7	15	6	9	85	17.0
00	Jacob Toppin	5-5	179	35.8	22-52	.423	4-17	.235	21-27	.778	8	27	35	7.0	14	1	11	12	3	3	69	13.8
22	Cason Wallace	4-4	131	32.8	16-39	.410	2-11	.182	7-9	.778	3	16	19	4.8	9	1	15	7	0	7	41	10.3
24	Chris Livingston	5-4	170	34.0	13-40	.325	2-13	.154	2-8	.250	9	27	36	7.2	8	0	5	8	3	4	30	6.0
01	CJ Fredrick	5-2	83	16.6	3-15	.200	2-11	.182	3-3	1.000	0	2	2	0.4	6	0	6	2	0	3	11	2.2
03	Adou Thiero	5-0	35	7.0	3-8	.375	0-2	.000	3-6	.500	4	2	6	1.2	4	0	2	3	0	1	9	1.8
04	Daimion Collins	5-0	22	4.4	3-4	.750	0-0	.000	0-0	.000	4	2	6	1.2	7	1	1	2	1	1	6	1.2
55	Lance Ware	5-0	32	6.4	3-3	1.000	0-0	.000	0-0	.000	1	4	5	1.0	6	0	1	4	1	0	6	1.2
14	Brennan Canada	1-1	1	1.0	0-0	.000	0-0	.000	0-0	.000	0	0	0	0.0	0	0	0	0	0	0	0	0.0
Team											11	1	12					2				
Total.....		5	1000		125-305	.410	22-94	.234	85-118	.720	86	138	224	44.8	85	5	53	66	14	31	357	71.4
Opponents.....		5	1000		123-297	.414	35-116	.302	74-100	.740	44	108	152	30.4	97	3	59	45	10	38	355	71.0

TEAM STATISTICS	UK	OPP	Date	Opponent	Score	Att.
SCORING	357	355	* 03/01/23	VANDERBILT	L 66-68	20337
Points per game	71.4	71.0	* 03/04/23	at Arkansas	w 88-79	19200
Scoring margin	+0.4	-	7 03/10/23	vs Vanderbilt	L 73-80	17989
FIELD GOALS-ATT	125-305	123-297	8 03/17/23	vs Providence	w 61-53	0
Field goal pct	.410	.414	8 03/19/23	vs #15/13 Kansas St.	L 69-75	16517
3 POINT FG-ATT	22-94	35-116	1 = Tribute Classic (Rupp Arena Lexington, Ky.); 2 = Champions Classic (Gainbridge Fieldhouse Indianapolis); 3 = London Showcase (O2 Arena London, England)			
3-point FG pct	.234	.302	4 = CBS Sports Classic (Madison Square Garden New York); 5 = Unity Series (Rupp Arena Lexington, Ky.); 6 = SEC/Big 12 Challenge (Rupp Arena Lexington, Ky.)			
3-pt FG made per game	4.4	7.0	7 = SEC Tournament (Bridgestone Arena Nashville, Tenn.); 8 = NCAA Tournament First & Second Rounds (Greensboro Coliseum Greensboro, N.C.)			
FREE THROWS-ATT	85-118	74-100	* = Conference game			
Free throw pct	.720	.740				
F-Throws made per game	17.0	14.8				
REBOUNDS	224	152				
Rebounds per game	44.8	30.4				
Rebounding margin	+14.4	-				
ASSISTS	53	59				
Assists per game	10.6	11.8				
TURNOVERS	66	45				
Turnovers per game	13.2	9.0				
Turnover margin	-4.2	-				
Assist/turnover ratio	0.8	1.3				
STEALS	31	38				
Steals per game	6.2	7.6				
BLOCKS	14	10				
Blocks per game	2.8	2.0				
ATTENDANCE	20337	53706				
Home games-Avg/Game	1-20337	1-19200				
Neutral site-Avg/Game	-	3-11502				

Score by Periods	1st	2nd	Totals
Kentucky	168	189	357
Opponents	169	186	355