

KENTUCKY

2016-17 MEN'S BASKETBALL MEDIA GUIDE





2016-17 KENTUCKY BASKETBALL SCHEDULE

OCTOBER

30 (SUN) CLARION (EXH) RUPP ARENA SEC NETWORK 7 PM

NOVEMBER

6 (SUN) ASBURY (EXH) RUPP ARENA SEC NETWORK 7 PM
 11 (FRI) STEPHEN F. AUSTIN RUPP ARENA SEC NETWORK 7 PM
 13 (SUN) CANISIUS¹ RUPP ARENA ESPN2 6 PM
 15 (Tues) vs. Michigan State² New York ESPN 7 PM
 20 (SUN) DUQUESNE¹ RUPP ARENA ESPN 9 PM
 23 (WED) CLEVELAND STATE¹ RUPP ARENA SEC NETWORK 1 PM
 25 (FRI) UT MARTIN¹ RUPP ARENA SEC NETWORK 7 PM
 28 (Mon) vs. Arizona State³ Paradise Island, Bahamas ESPN2 7 PM

DECEMBER

3 (SAT) UCLA RUPP ARENA CBS 12:30 PM
 7 (WED) VALPARAISO RUPP ARENA SEC NETWORK 8 PM
 11 (Sun) vs. Hofstra⁴ Brooklyn, N.Y. ESPN 3 PM
 17 (Sat) vs. North Carolina⁵ Las Vegas CBS 5:45 PM
 21 (Wed) at Louisville Louisville, Ky. ESPN 7 PM
 29 (Thurs) at Ole Miss⁴ Oxford, Miss. ESPN2 8 PM

JANUARY

3 (TUES) TEXAS A&M^{*} RUPP ARENA ESPN 9 PM
 7 (SAT) ARKANSAS^{*} RUPP ARENA SEC NETWORK 8:30 PM
 10 (Tues) at Vanderbilt⁴ Nashville, Tenn. ESPN 7 PM
 14 (SAT) AUBURN^{*} RUPP ARENA ESPN/ESPN2 4 PM
 17 (Tues) at Mississippi State^{*} Starkville, Miss. ESPN 7 PM
 21 (SAT) SOUTH CAROLINA^{*} RUPP ARENA ESPN/ESPN2 4-8 PM
 24 (Tues) at Tennessee^{*} Knoxville, Tenn. ESPN 9 PM
 28 (SAT) KANSAS⁶ RUPP ARENA ESPN 6 PM
 31 (TUES) GEORGIA^{*} RUPP ARENA ESPN 9 PM

FEBRUARY

4 (Sat) at Florida^{*} Gainesville, Fla. ESPN/ESPN2 2-8 PM
 7 (TUES) LSU^{*} RUPP ARENA ESPN 7 PM
 11 (Sat) at Alabama^{*} Tuscaloosa, Ala. CBS 1 PM
 14 (TUES) TENNESSEE^{*} RUPP ARENA ESPN 7 PM
 18 (Sat) at Georgia^{*} Athens, Ga. ESPN/ESPN2 4-8 PM
 21 (Tues) at Missouri^{*} Columbia, Mo. SEC NETWORK 9 PM
 25 (SAT) FLORIDA^{*} RUPP ARENA CBS 2 PM
 28 (TUES) VANDERBILT^{*} RUPP ARENA ESPN 9 PM

MARCH

4 (Sat) at Texas A&M^{*} College Station, Texas CBS Noon
 8-12 (W-Su) SEC Tournament Nashville, Tenn. SEC NETWORK/ESPN TBA



All Times Eastern | Schedule is tentative and subject to change | Home Games in **BOLD** | *-SEC Opponent
 1-Bluegrass Showcase; 2-Champions Classic; 3-Atlantis Showcase; 4-Barclays Center; 5-CBS Sports Classic 6-SEC/BIG 12 Challenge

TABLE OF CONTENTS

QUICK FACTS

MEDIA (1-7)

Table of Content/Quick Facts.....1
 Media Policies..... 2-3
 Athletics Directory4
 Wildcats on the Air5
 UK Network Affiliates.....6
 Media Outlets..... 6-7

THE WILDCATS (8-31)

TV Chart10
 Roster11
 Isaiah Briscoe.....12-13
 Jonny David..... 14-15
 Dominique Hawkins.....16-17
 Isaac Humphries 18-19
 Mychal Mulder.....20-21
 Derek Willis..... 22-23
 Dillon Pulliam.....24
 Tai Wynyard.....25
 Bam Adebayo.....26
 Brad Calipari27
 De'Aaron Fox.....28
 Wenyen Gabriel.....29
 Sacha Killeya-Jones.....30
 Malik Monk.....31

COACHES/STAFF (32-49)

John Calipari 34-39
 Kenny Payne.....40
 Tony Barbee41
 Joel Justus.....42
 John Robic.....43
 Support Staff44-47
 AD Mitch Barnhart.....48
 President Eli Capilouto49

2016-17 OPPONENTS (50-57)

Opponents..... 52-56
 Postseason Tournament Information.....57

2015-16 REVIEW (58-78)

2015-16 Final Stats60-63
 2015-16 Results 64-67
 Departed Letterwinners.....68
 2015-16 Game Recaps 69-77
 2016 SEC Honors.....78

NATIONAL CHAMPIONS (79-90)

National Champions80-87
 Helms National Titles88
 Championship Coaches89-90

WILDCATS & THE NBA (91-94)

Wildcats in the NBA.....92
 Kentucky in the NBA Draft93
 NBA Award Winners.....94

HISTORY (95-130)

Retired Jerseys.....96
 All-Time Wildcats.....97-100
 All-Americans101-102
 Naismith Hall of Fame102
 Awards and Honors 103-105
 UK Athletics Hall of Fame106
 Kentucky in the NCAA107
 Kentucky in the NCAA Tournament108
 All-Time Winningest Teams.....109
 NCAA Tournament Game Highs 110-111
 Year-By-Year in the NCAA 112-113
 vs. NCAA Tournament Opponents.....114
 NCAA Final Four Results..... 115-116
 Kentucky in the SEC117-118
 Kentucky in the SEC Tournament.. 119-120
 National Rankings.....121-122
 Finishes in National Rankings.....123
 Biggest Games124-126
 Biggest Shots127
 Unparalleled Tradition128-130

VENUES (131-142)

Rupp Arena 132-138
 Alumni Gymn139
 Memorial Coliseum140
 Freedom Hall141
 Kentucky Results in Louisville142

DAY IN THE LIFE (143-152)

Academics.....144-145
 Facilities146-147
 Wildcats' Exposure148
 Nike Swag149
 University.....150-151
 Lexington152

RECORDS (153-188)

Year-by-Year Team Stats 154-155
 Scoring156-157
 1,000 Point-Scorers..... 158-166
 Field Goals.....167-168
 Free Throws169-170
 3-Point Field Goals.....171-172
 Rebounding.....173
 Steals.....174
 Blocks.....175
 Assists176
 Miscellaneous Records.....177
 Streaks & Overtime178
 Calipari Era Records.....179-188

RESULTS (189-220)

Year-By-Year Results.....190-191
 All-Time Results192-205
 Series Record vs. Opponents 206-207
 Record vs Conferences208
 Scores vs. All Opponents.....209-220

INSTITUTE PERSONNEL

President: Dr. Eli Capilouto (Alabama, '71)
Faculty Representative: Joseph L. Fink III (Philadelphia College of Pharmacy & Science, '70)
Athletics Director: Mitch Barnhart (Ottawa, '81)
Deputy Athletics Director: DeWayne Peevy (Montevallo, '96)
Athletics Phone Number: 859.257.8000

MEDIA INFORMATION

Basketball Contact: Eric Lindsey (Kentucky, '08)
Lindsey's Email: eric.lindsey@uky.edu
Lindsey's Phone: 859.257.8429
Asst. Basketball Contact: Deb Moore (St. Bonaventure, '06)
Moore's Email: deb.moore@uky.edu
Moore's Phone: 859.257.8506

Asst. Basketball Contact:

Jake Most (LSU, '12)
Most's Email: jake.most@uky.edu
Most's Phone: 859.218.1475
Office Phone: 859.257.3838
Office Fax: 859.323.4310
Office Address:

UK Media Relations
 Joe Craft Center, 338 Lexington Ave.
 Lexington, KY 40506-0019

Rupp Arena Press Row Phone: 859.252.3602

Internet Site: UKathletics.com

Official Social Media Handle: @KentuckyMBB

Coach's Site: CoachCal.com

Coach's Social Media: @UKCoachCalipari

Best Time To Contact Coach Calipari: Coordinate through SID

BASKETBALL STAFF

Head Coach: John Calipari (Clarion, '82)
Overall College Coaching Record:
 Total: 620-185 (24 years) .770
 On-Court: 662-187 (24 years) .780
 UMass 193-71 (8 years) .731
 Memphis 252-69 (9 years) .785
 Kentucky 217-47 (6 years) .822
NCAA Appearances (Record):
 Total 15 (39-14)
 On-Court Total 17 (48-16)

Coaching Staff:

Kenny Payne (Louisville, '03)
 Tony Barbee (Massachusetts, '93)
 Joel Justus (UNC-Wilmington, '04)

Special Assistant to the Head Coach: John Robic (Denison, '86)

Assoc. AD/Basketball Operations:

Chris Woolard (UCLA, '97)
Director of Basketball Administration: Will Barton (Kentucky, '13)
Administrative Assistant to the Head Coach: Lunetha Pryor
Administrative Assistants: Linda Carmack, Allie Harbolt
Trainer: Chris Simmons (Memphis, '02)
Strength and Conditioning Coach: Robert Harris (Kentucky State, '09)
Equipment Manager: Mark Evans (Kentucky, '13)
Team Physician: Dr. Scott Mair
 Dr. Robert Hosey

RADIO NETWORK

Play-by-play Announcer:

Tom Leach (859.224.1147)
 228 South Ashland
 Lexington, KY 40502

Analyst:

Mike Pratt (812.989.2802)
 714 W Main St, Louisville, KY 40202

UK VIDEOTAPE FOOTAGE

UK Athletics Video:

Tim Asher (859.257.4830)
 Greg Gorham (859.257.4087)

2015-16 REVIEW

Record: 27-9 (13-5 SEC, R/T Champions)
 Home: 17-0, Away: 4-7, Neutral: 6-2

SEC Postseason Record:

3-0
 Defeated Texas A&M, 82-77 (OT)
 (Championship - Nashville, Tenn.)

NCAA Postseason Record:

1-1
 Lost to Indiana, 73-67
 (Second Round - Des Moines, Iowa)

Starters Returning/Lost:

2[^]/5[^]
Players Returning/Lost: 8/7
Top Returning Scorer: Isaiah Briscoe - 9.6 ppG

Top Returning Rebounder: Isaiah Briscoe - 5.3 rpg

Top Returning FG% (min. 100 FGA): Derek Willis - 48.2%

Top Returning FT% (min. 25 FTA): Derek Willis - 88.9%

Percent of Points Returning: 24.2%

Percent of Rebounds Returning: 30.0%
[^]-shared time starting

The 2016-17 Kentucky Basketball Fact Book © 2016
 was published by the University of Kentucky Athletics Department,
 Mitch Barnhart, Athletics Director

CREDITS

Written, Compiled & Edited by: Eric Lindsey and Deb Moore

Assistant Editors: DeWayne Peevy, Jake Most, Metz Camfield

Cover Layout: Brandon Kolditz

Inside Design & Layout: Brandon Kolditz

Director of Photography: Chet White

Photography Credits: UK Athletics, Lexington Herald-Leader, NBA Photo, Chet White, Britney Howard, Elliott Hess, Barry Westerman

With Appreciation To:

Brooks Downing, Russell Rice, *The Cats' Pause*, Allan Black, Rena Vicini, Kelley Bozeman

Printing: Welch Printing



MEDIA POLICIES



SEC CREDENTIAL POLICY

By accepting or using a media credential (“Credential”) for access to any game or athletic contest sponsored or hosted by the Southeastern Conference (the “SEC”) or by any one or more of its member institutions (herein an “Event” or the “Events”) each person and entity issued such a Credential (herein referred to, along with the employer of each such person, collectively as a “Bearer”) agrees to the following terms and conditions:

GENERAL

Each Bearer must be and hereby represents that he or she is acting on a specific assignment for an accredited media agency and has a legitimate working function in connection with the Event attended. The Credential is not transferable and may be revoked at any time.

The rights and privileges granted to Bearer may be terminated if any term or condition for use of the Credential is breached. The unauthorized use of the Credential subjects the Bearer to ejection from the Event.

While within the Event venue, Bearer shall, at all times, adhere to the policies in place for the Event, abide by and respect access limitations, and accept and follow directions provided by the SEC or the SEC member institution(s) hosting the Event.

Bearer assumes all risks incidental to the performance by the Bearer of Bearer’s services in connection with the Event and assumes all risks incidental to each Event, whether occurring before, during or after the actual playing of the Event, and agrees that the SEC, its member institutions, and their respective agents, employees, directors, officers, student-athletes, coaches, and contractors shall not be liable for bodily injury, property damage or theft losses suffered or incurred by Bearer at the Event. Bearer understands that sports contests are physical, and that in the normal course of play it is possible for balls, players, or other objects to leave the court, track, course, or field of play and impact spectators. Bearer hereby waives and releases any and all Claims (as defined below) against the SEC and its member institutions arising directly or indirectly from any such injury, including those attributable to their negligence or that of their agents.

In the event that the name or likeness of Bearer is included in any broadcast, telecast, photograph, film, video or other media taken in connection with any Event, Bearer grants the SEC (or, if the media is controlled by a SEC member, grants such SEC member) the nonexclusive, transferable, perpetual right and license to use (and to sub-license the use of) such name and likeness in any media worldwide whether now known or thereafter devised.

Bearer agrees to indemnify and save harmless the SEC, its member institutions, and their respective agents, employees, directors, officers, student-athletes, coaches, and contractors, of and from any and all claims, liabilities, demands and causes of action asserted by persons and entities other than the SEC

and its member institutions (jointly “Claims”) arising out of any act or omission, or anything done or purported to have been done, by Bearer, including but not limited to Claims arising from Bearer’s breach of any term or condition hereof. With respect to any Claim that might give rise to liability of the Bearer as an indemnitor, the indemnified party shall: (a) have the right to fully participate in the litigation of such claim with counsel selected by the indemnified party at the sole expense of the Bearer, and (b) not be obligated, without its consent, to participate in any settlement of such Claim.

SEC REAL-TIME INTERNET POLICY

By acceptance and use of an SEC media credential, the holder agrees to the following conditions for any and all athletic events hosted by the SEC and its member institutions:

1. The SEC and its member institutions grant a media organization a limited license to use certain gathered information on the media organization’s own Internet or online site beginning at the start of an athletic event and up to the conclusion of such event, all subject to the following limitations and conditions:
 - (a) No more than 10 still photographs may be used for news coverage of the game and other editorial purposes during the event.
 - (b) Video tape may only be shown as part of a single, non-archived, online “simulcast” of a television station’s regularly-scheduled news program.
 - (c) While a game is in progress, the use of textual statistical information is time-delayed and limited in amount (e.g., updates pertaining to score, injuries and national, conference or institutional record-breaking performances, a condensed half-time story) so that an organization’s Internet or online game coverage does not undercut the authorized and rights-paying fee organization’s rights to play-by-play accounts of the game and/or exclusivity as to such rights.

2. Any proposed media use on an Internet or online sight of the game information that is more detailed and/or more than described above will require separate written authorization by the SEC and/or its member institutions. However, such written authorization will not permit the use of game information in entertainment contexts and will not authorize game coverage that, due to immediacy or detail, constitutes or approaches a play-by-play account of a game.

3. Should any of these conditions be breached, the SEC and/or its member institutions will issue a written warning for the first violation. If this violation occurs during the last game of the institutions’ regularly-scheduled season, the media organization may not be credentialed for the SEC Tournament. A second violation of this policy will result in revocation of credentials to cover future basketball games hosted by the SEC and/or its member institutions.



CREDENTIAL REQUESTS

Requests for single-game credentials should be made as far in advance as possible and no later than five (5) days prior to game day online at sportssystem.com/Kentucky.

Stephanie Guy
Office Coordinator
859.257.3838
stephanie.guy@uky.edu

CREDENTIAL CRITERIA

The University of Kentucky’s decision to issue credentials to a media outlet for the purposes of covering a UK basketball home or away event is determined by a variety of factors. They include the following:

- Amount of coverage given to Kentucky throughout the season
- Intention/ability to cover all 22 sports at Kentucky
- Distribution/size of publication: free, subscription, sale on newsstands, website traffic, etc.
- Radio or TV station program format and size of audience
- Length of existence of the publication, amount of original copy generated, number of full-time employees of the publication and the journalistic experience of the reporter(s)
- Attendance at Kentucky media sessions, including Olympic sport opportunities
- Space availability
- Professionalism, which includes but is not limited to conduct at games, press conferences, practices, on social media, etc.

The University of Kentucky has the right to revoke credentials under its own discretion.

INTERVIEW POLICIES-GENERAL

All interviews with University of Kentucky basketball players or staff members must be arranged through the Media Relations office. Media should never contact a player or coach directly.

The Wildcat Coal Lodge, dormitories, team locker rooms and other team quarters are private team areas. Media members are not permitted in these areas unless accompanied by appropriate university personnel.

PRACTICE/PRESS CONFERENCES

Other than announced exceptions, UK basketball practices are closed to the media. UK will accept requests to attend practice. All requests must be made by 10 a.m. on the day of the practice. In cases in which practices are open to the media, no cell phones are allowed in the practice facility.

Player interviews are conducted prior to practices the day before a game and will be available to all UK media in the Joe Craft Center lower-level lobby. UK will accept requests for player interviews, but they

must be submitted 24 hours prior to the scheduled availability.

Coach John Calipari or an assistant coach will meet with members of the media immediately following player interviews in the lower level lobby of the Joe Craft Center.

Gameday shoot-arounds are closed to the media.

TELEPHONE PLAYER INTERVIEWS

Telephone interviews are available to the media on a call-back basis. Individual player and coach telephone numbers will not be given to members of the media.

Players are instructed not to conduct interviews when contacted directly by telephone. The UK Media Relations Office will arrange for telephone interviews at a time most convenient for the student-athlete.

Other special requests are handled on a case-by-case basis.

POSTGAME INTERVIEWS

Following each game, there is a 20-minute cooling-off period, during which time the players shower and dress. Approximately 10 minutes after the game ends, Coach Calipari conducts his postgame press conference while a player is taken to the UK Sports Network.

Following Coach Calipari's press conference and the cooling-off period, selected UK players are brought to the media interview room.

UKathletics.com

The official website for University of Kentucky Athletics is updated 24 hours before each game with the latest game notes and quotes from Coach John Calipari and selected players.

Following each game, the site will post a game box score with summary, postgame quotes and notes from all home games and updated season statistics.

CAT SCRATCHES

The official blog of UK Athletics provides Wildcat fans with an all-access view into the world of UK Athletics. For 24 hours a day, seven days a week, the blog provides the latest news surrounding the UK program and offers Wildcat fans the opportunity to take a behind-the-scenes look at what goes on inside the UK Athletics program.

Cat Scratches features breaking news and announcements, in-depth features on players and coaches, live in-game updates of UK sports, email questions from fans, practice reports from all the Wildcat teams, and much, much more.

ACCESSING PUBLICITY PHOTOS/LOGOS

Media members wishing to obtain photos and logos of the University of Kentucky men's basketball team may do so by contacting the UK Media Relations Office.

Photo requests need to be limited to no more than 5-7 pictures. For archive photos, please contact Matt Harris with UK Archives at matt.harris@uky.edu.

SEC SERVICES

John Calipari, along with the other 13 conference coaches, will participate in the Southeastern Conference's teleconference call. This year the calls will be conducted Jan. 2, Jan. 16, Jan. 26, Feb. 6, Feb. 20 and March 6. For the phone number to participate, contact the SEC Media Relations office at 205.458.3010. Information also can be obtained on the web at www.secsports.com.

TELECONFERENCE SCHEDULE (ET)

11:00 a.m.	Bryce Drew, Vanderbilt
11:07 a.m.	Mike White, Florida
11:14 a.m.	Frank Martin, South Carolina
11:21 a.m.	Mark Fox, Georgia
11:28 a.m.	Johnny Jones, LSU
11:35 a.m.	John Calipari, Kentucky
11:42 a.m.	Rick Barnes, Tennessee
11:49 a.m.	Mike Anderson, Arkansas
11:56 a.m.	Avery Johnson, Alabama
12:03 p.m.	Bruce Pearl, Auburn
12:10 p.m.	Andy Kennedy, Ole Miss
12:17 p.m.	Ben Howland, Mississippi State
12:24 p.m.	Kim Anderson, Missouri
12:31 p.m.	Billy Kennedy, Texas A&M



RADIO/TV RIGHTS

Broadcasting rights to UK games are assigned exclusively to the UK Sports Network. One reciprocal rights fee waiver is guaranteed opponent schools visiting Lexington. Contact Neil Price, network coordinator, at price@jmisports.com. Two phone lines and an ISDN line are available for visiting radio.

VIDEO HIGHLIGHTS

UK Sports Video can provide highlight footage of most UK games. Contact Greg Gorham at greg.gorham@uky.edu to request assistance.

GAMEDAY MEDIA SERVICES

MEDIA PARKING

A limited number of spots are available at Rupp Arena. The city of Lexington assesses a charge for parking privileges. Requests should be made when submitting press and/or photo credential requests. The media parking area can be accessed from Main Street or Manchester Street. The lot opens three hours before tipoff.

MEDIA WILL CALL

Media will call is located near the receiving entrance to Rupp Arena and adjacent to media parking. Credentials are not available at the public will call window on the High Street concourse level and will not be mailed.

MEDIA SERVICES

The University of Kentucky uses a computerized statistics system. Working media will receive:

- Game program and notes
- Halftime statistics
- Final statistics
- Complete play-by-play
- Shot charts
- Coach and player quotes

MEDIA ROOM

The media room and photo compound is located beneath section 28 and can be accessed through

the floor exit beneath section 26. Working facilities, with electrical outlets and a limited number of telephones, are available.



WIRELESS INTERNET

UK provides media members with complimentary wireless internet access at Rupp Arena. Contact a UK media relations staff member for details.



TELEPHONES

A limited number of telephones are available in the Rupp Arena media room. Newspapers and radio stations desiring their own private lines, to be installed either on press row or in the media room, should contact Windstream at 800.843.9214.

PHOTO COMPOUND

A photo compound is available in the media room for use by photographers only. Courtesy wireless internet and phone lines can be utilized for filing digital photography. If outlets wish to install their own phone lines, they can be ordered from the Windstream phone number listed above.



PHOTOGRAPHERS

The photo zones are appropriately marked on the Rupp Arena floor. Some photo spots are assigned. Because of safety concerns, no shooting is allowed on either sideline. Due to the amount of space, photo credentials will be limited. See Chet White at the site for technical assistance.

Prior to moving or installing any cables around the basketball floor and/or in the seating area, including cable trays or otherwise, please coordinate your efforts with the Lexington Center/Rupp Arena technical staff.

Professional DSLR still cameras and video cameras are required to shoot from the floor. No point-and-shoot still cameras or flip video cameras will be allowed on the floor. Please have rubber/non-scratch pads under stools to avoid scratching the Rupp Arena floor. Per NCAA regulations, stools shall not exceed nine inches in height.

GAMEDAY LIVE STATS

Live in-game stats will be provided at the web address <http://Kentucky.StatBroadcast.com>.





ATHLETICS DIRECTORY

MAILING ADDRESS

338 Lexington Ave.
Joe Craft Center
Lexington, KY 40506

NUMBERS TO SAVE

Rupp Arena Press Row	859.252.3602
Media Relations Office:	859.257.3838
Athletics Director Office:	859.257.8015
Basketball Office:	859.257.1916
Compliance Office:	859.257.8604
Rupp Arena Ticket Office:	859.233.3535
Joe Craft Center Ticket Office:	800.928.CATS
Cathy Derr (Rupp Arena):	859.233.4567
Craig Pinkerton (SEC):	205.458.3000

ADMINISTRATION

Dr. Eli Capilouto

President
859.257.1701

Mitch Barnhart

Director of Athletics
859.257.8015

Shellee Hein

Executive Assistant to the AD
859.257.8015

DeWayne Peevy

Deputy Athletics Director
859.257.8398

Sandy Bell

Executive Associate AD/SWA and Student Development
859.257.8604

Marc Hill

Executive Associate AD/Administration and Performance
859.257.2672

Jason Schlafer

Executive Associate AD/Chief Revenue Officer
859.257.1830

Rachel Baker

Executive Associate AD/Compliance & Ticket Operations
859.257.8604

Melissa Gleason

Executive Associate AD/Chief Financial Officer
859.257.5327

Kevin Saal

Executive Associate AD/Internal Operations
859.257.2788

Tim Bernal

Executive Associate AD/External Operations
859.218.2971

Candice Chaffin

Senior Associate AD for Development
859.257.1019

Russ Pear

Senior Associate AD for Capital Projects; Commonwealth
172
859.257.1243

Bob Bradley

Associate AD of Student Services
859.257.1897

Kevin Sergent

Associate AD for Compliance
859.257.8604

Joe Sharpe

Associate AD for Ticket Operations
859.257.2287

Katie Eiserman

Associate AD for Development
859.257.3718

Nathan Schwake

Associate AD for Marketing and Promotions
859.257.5526

John Butler

Assistant AD for Compliance
859.257.9784

Donnie Mefford

Assistant AD for Facilities
859.257.7124

Heather McAtee

Assistant AD for Academics and Eligibility
859.257.5475

Tony Neely

Assistant AD for Media Relations
859.257.8411

Stephanie Campbell

Assistant AD for Business Operations
859.257.6473

Elizabeth Briggs

Assistant AD for Premium Seating, Hospitality and Events
859.257.1757

Stephanie Simmons

Associate AD for Administration and Performance
859.257.8607

Rodney Stiles

Assistant AD for Event Management and Championships;
UKAD Vans
859.257.4995

Rock Oliver

Student Engagement and Development Director
859.257.5923

Dennis Emery

Special Assistant to the AD

Andrew Hall

Student Athlete Account Coordinator
859.18.4958

Karen Marlowe

Staff Support Associate/Receptionist
859.257.8000

Kristy Garrett

Staff Assistant
859.257.5276

Jason Cummins

Director/Impact Leadership
859.218.2917

Ben Conmy

Director/Sports Psychology
859.218.4872

MEN'S BASKETBALL

John Calipari	859.257.1916
Kenny Payne	859.257.1916
Tony Barbee	859.257.1916
Joel Justus	859.257.1916
John Robic	859.257.1916
Chris Woolard	859.257.1916
Will Barton	859.257.1916
Lunetha Pryor	859.257.1916
Linda Carmack	859.257.1916

MEDIA RELATIONS

Evan Crane

Assistant Director 859.257.8431

Stephanie Guy

Office Coordinator 859.257.8309

Karlie Kinneer

Media Relations Assistant 859.257.3747

Susan Lax

Associate Director 859.257.8420

Eric Lindsey

Associate Director 859.257.8429

Matt May

Assistant Director 859.257.8504

Deb Moore

Assistant Director 859.257.8506

Jake Most

Assistant Director 859.257.3838

Tony Neely

Assistant AD for Media Relations 859.257.8411

Mike Scholze

Media Relations Assistant 859.257.3520

Chris Shoals

Assistant Director 859.257.3838

CREATIVE SERVICES

Craig Hornberger

Sr. Director of Creative Services 859.257.8550

Brandon Kolditz

Creative Director 859.257.8566

Matt Taylor

Assistant Creative Director 859.257.8601

STRATEGIC COMMUNICATIONS

Guy Ramsey

Director of Strategic Comm. 859.257.6846

Tim Letcher

Web Development 859.257.8502

Chet White

Director of Photography 502.321.9196

Britney Howard

Athletics Photographer 859.537.6302

TICKET OFFICE

Cathy Hurst

Director of Ticket Operations 859.257.8632

VIDEO PRODUCTION

Tim Asher

Video Producer/Dir. (Basketball) 859.257.4830

Shane Fannin

Director of Sports Video 859.257.9863

Greg Gorham

Video Producer/Director 859.257.4087

RUPP ARENA

Bill Owen 859.233.4567

Cathy Derr 859.233.4567

Carl Hall 859.233.4567

WILDCATS ON THE AIR

TOM LEACH



Play-by-Play Broadcaster

As a high school senior, Tom Leach listed his ultimate career goal “to become the next Voice of the Wildcats.” Almost every broadcaster in Kentucky wants that best seat in Rupp Arena, but the dream came true for Tom. Now, he follows in the footsteps of Cawood Ledford, Ralph Hacker,

Claude Sullivan, Jim Host and the others who have called the games for the Cats.

Tom began his work on the UK Radio Network in 1989 as host of the postgame scoreboard and call-in shows. Eight years later, he was named the play-by-play voice for Kentucky football and he added the basketball responsibilities in 2001. Since then, he’s been named Kentucky Sportscaster of the year five times.

Tom has been at the mic for many memorable moments for UK sports. These include the 2012 national championship for the Kentucky basketball team and an upset of No. 1 LSU on the gridiron in 2007. He’s worked four Final Fours and seven bowl games while covering the Wildcats.

Another Bluegrass tradition is part of Tom’s broadcasting résumé: horse racing. Tom covers racing throughout the year through his association with Keeneland and he is part of the national Westwood One radio network coverage of the Triple Crown.

Leach’s love of sports was passed down from father to son. Alvin Leach was a member of the Lexington Hustlers, a historic semi-pro baseball team. The Hustlers team, formed in the 1940s, is believed

to be one of the first integrated squads in the south. Leach’s brother, Steve, was a standout quarterback at Georgetown College in the early 1960s. And Leach’s uncle, Billy Hall, received a football scholarship to the University of Kentucky and played under the legendary Paul “Bear” Bryant.

Through his Tom Leach Productions company, Tom also hosts a daily radio show on UK sports, “The Leach Report,” which airs on more than two dozen stations around the state. And Tom is an author, having penned “Rich Tradition,” about Rich Brooks and his revival of the UK football program. Tom Leach Productions also manages Tom’s endorsement partnerships and speaking engagements.

Tom is a 1979 graduate of Bourbon County High School and a 1983 graduate of the University of Kentucky. Tom is married to Robyn Rabbeth, a former anchor for WLEX-TV. They have two children: Connor and Caroline.

MIKE PRATT



Broadcast Analyst

Former two-time All-Southeastern Conference performer and UK Hall of Famer Mike Pratt is in his 16th year as analyst on the UK Radio Network. The former professional ABA player, college and pro coach replaced Sam Bowie, who retired from broadcasting prior to the start

of the 2001-02 season.

Pratt joined the network after compiling extensive experience as a broadcaster. He began calling games in 1985 for Creative Sports in Charlotte, North Car-

olina, and prior to returning to the Kentucky sidelines, served as an analyst for NCAA Productions, the Charlotte Hornets Television Network, ESPN and Fox Sports Net South.

Pratt lettered for the Wildcats for three years (1968-70) under Coach Adolph Rupp. In addition to his All-SEC honors, he was a Second Team Converse All-American in 1970, Kentucky’s third Academic All-American and a two-time Academic All-SEC selection. While playing alongside the Cats’ all-time leading scorer, Dan Issel, the 6-foot-4 forward averaged 19.3 points per game as UK finished the season as the nation’s No. 1 team. Pratt finished with 1,359 career points, which still ranks 26th on UK’s all-time list.

After Kentucky, Pratt played two seasons for the ABA’s Kentucky Colonels. He spent three years as an assistant at UNC-Charlotte for Coach Lee Rose, helping guide the 49ers to the 1977 Final Four. He was named head coach at UNCC in 1978 and compiled a 56-52 record there in four seasons. He worked as an NBA scout for seven years and in ’89, became an assistant to Hornets’ coach Gene Littles.

He is a member of the UK Athletics Hall of Fame (2009) and the Kentucky Athletic Hall of Fame (2010).

Pratt currently works in private business in Louisville. He also is on the K Fund staff as a major gifts officer.

Tuning into Kentucky basketball games on radio has been a tradition of following the Wildcats since the dawn of the Fabulous Five.

Even today, as Kentucky basketball continues to dominate the state in popularity from Pikeville to Paducah, fans tune into the action all across the United States. Again this year, more than 75 stations will carry each game live. So whether the Big Blue fans are in Orlando, Florida or Paducah, Kentucky, they can tune into the largest college basketball radio network in the country.

The network reaches its outer limits thanks to such stations as Clear Channel’s WHAS in Louisville, 840 on the AM dial, or WCKY-AM in Cincinnati, at frequency 1530. Each broadcast also can be heard around the world on UKathletics.com.

Outstanding broadcasters have called Wildcat games through the years. Claude Sullivan spent 19 years (1948-67) behind the microphone describing UK men’s basketball and football games, while the legendary Cawood Ledford called the action for 39 years (1953-92). Ralph Hacker, Ledford’s partner beginning in 1973, took over the play-by-play duties in 1993 before retiring following the 2001 season, an impressive 29-year career. Tom Leach took over for Hacker at the start of the 2001-02 season and begins his 16th season this fall.



Tom Leach and Mike Pratt enter their 16th season with the UK Radio Network.





UK NETWORK AFFILIATES

RADIO

Market	Frequency	Station
Ashland, Ky.	1340	WCMI-AM
Ashland, Ky.	105.7	WLGC-FM
Benton, Ky.	99.1	WCBL-FM
Bowling Green, Ky.	95.1	WGGC-FM
Cadiz, Ky.	106.5	WKDZ-FM
Cadiz, Ky.	1110	WKDZ-AM
Campbellsville, Ky.	104.1	WCKQ-FM
Cincinnati, Ohio	1530	WSAI-AM
Columbia, Ky.	1270	WAIN-AM
Columbia, Ky.	93.5	WAIN-FM
Corbin, Ky.	107.3	WCTT-FM
Corbin, Ky.	680	WCTT-AM
Dry Ridge, Ky.	106.7	WNKR-FM
Elizabethtown, Ky.	103.5	WAKY-FM
Grayson, Ky.	99.7	WUGO-FM
Greenville, Ky.	105.5	WKYA-FM
Hardinsburg, Ky.	104.3	WXBC-FM
Harlan, Ky.	105.1	WTUK-FM
Hazard, Ky.	101.1	WSGS-FM
Henderson, Ky.	860	WSON-AM
Henderson, Ky.	96.5	WSON-FM
Hopkinsville, Ky.	98.7	WHOP-FM
Hopkinsville, Ky.	1230	WHOP-AM
Huntington, W.Va.	92.7	WCMI-FM
Jamestown, Ky.	104.9	WJRS-FM
Jenkins, Ky.	94.3	WIFX-FM
Lancaster, Ky.	105.1	WRNZ-FM
Leitchfield, Ky.	104.9	WKHG-FM
Lexington, Ky.	630	WLAP-AM
Lexington, Ky.	98.1	WBUL-FM
London, Ky.	103.9	WWEL-FM
Louisville, Ky.	840	WHAS-AM
Madisonville, Ky.	93.9	WKTG-FM
Mayfield, Ky.	102.1	WLLE-FM
Maysville, Ky.	1240	WFTM-AM
Maysville, Ky.	95.9	WFTM-FM
Monticello, Ky.	101.7	WKYM-FM
Morehead, Ky.	96.3	WIVY-FM
Morganfield, Ky.	1550	WMSK-AM
Morganfield, Ky.	101.3	WMSK-FM
Owensboro, Ky.	1490	WOMI-AM
Owensboro, Ky.	92.5	WBKR-FM
Paducah, Ky.	1320	WKYX-AM
Paducah, Ky.	570	WKYX-AM
Paintsville, Ky.	98.9	WSIP-FM
Pikeville, Ky.	93.1	WDHR-FM
Pikeville, Ky.	103.1	WPKE-FM
Prestonburg, Ky.	1310	WDOC-AM
Prestonburg, Ky.	95.5	WQHY-FM
Princeton, Ky.	104.9	WAVJ-FM
Providence, Ky.	97.7	WWKY-FM
Somerset, Ky.	910	WSFE-AM
Somerset, Ky.	93.9	WSEK-FM
Whitesburg, Ky.	920	WTCW-AM
Whitesburg, Ky.	103.9	WXKQ-FM
Williamsburg, Ky.	104.3	WEZI-FM
Williamsburg, Ky.	102.7	WEKX-FM

TELEVISION

Market	Station
Bowling Green, Ky.	WBKO-TV
Evansville, Ind.	WTWV-TV
Hazard, Ky.	WYMT-TV
Huntington, W.Va.	WSAZ-TV
Lexington, Ky.	WKYT-TV
Louisville, Ky.	WBKI-CW
Paducah, Ky./Cape Girardeau, Mo.	WDKA-TV

CABLE SYSTEMS

Fox Sports Ohio
 Fox Sports South
 Fox College Sports

COVERING THE CATS

PRINT

Associated Press
 (Gary Graves)
 (859) 254-2070
 Email: GBGraves@ap.org

Ashland Daily Independent
 (Aaron Snyder)
 (606) 326-2600
 Email: asnyder@dailyindependent.com

Bowling Green Daily News
 (Rob Herbst, Brad Stephens)
 (270) 783-3239
 Email: rherbst@bgdailynews.com
 bstephens@bgdailynews.com

Camden Media
 (Ron Hamblin, Rick Blair)
 (937) 622-3367
 Email: news@eastkymedia.com

Corbin Times-Tribune
 (Les Dixon, Chris Parsons)
 (606) 528-2464
 Email: ldixon@thetimestribune.com

Danville Advocate-Messenger
 TBA
 (859) 236-2551 ext. 353

Elizabethtown News-Enterprise
 (Chuck Jones)
 (270) 769-1200
 Email: cjones@thenewsenterprise.com

Evansville Courier & Press
 (Randy Beard)
 (812) 424-7711
 Email: beardr@courierpress.com

The State Journal
 (Brian Rickerd)
 (502) 227-4556
 Email: sports@state-journal.com

Glasgow Daily Times
 (Scott Wilson)
 (270) 678-5171 ext. 233
 Email: swilson@glasgowdailytimes.com

Harlan Daily Enterprise
 (John Middleton, John Henson)
 (606) 573-4510 ext. 111
 Email: jmiddleton@heartlandpublications.com

Henderson Gleaner
 (Kevin Patton)
 (270) 827-2000
 Email: kpatton@thegleaner.com

Kentucky Kernel
 (Anthony Crawford)
 (859) 257-1915
 sports@kykernel.com

Kentucky New Era
 (Chris Jung)
 (270) 886-4444
 Email: cjung@kentuckynewera.com

Lexington Herald-Leader
 (Mat Graf, John Clay, Mark Story, basketball beat writer Jerry Tipton)
 (859) 231-3237
 Email: mgraf@herald-leader.com;
 jtipton@herald-leader.com

Louisville Courier-Journal
 (Jon Hale, Fletcher Page, Tim Sullivan)
 (502) 582-4361
 Email: sports@courier-journal.com

Madisonville Messenger
 (Evan Dennison, John Millikan)
 (270) 824-3300
 Email: edennison@the-messenger.com
 jmillikan@the-messenger.com

Mayfield Messenger
 (Jesse Mayfield-Sheehan)
 (617) 943-2238
 Email: messengersports@newwavecomm.net

Maysville Ledger-Independent
 (Tony Bak)
 (606) 564-9091 ext. 251
 Email: tony.bak@lee.net

Middlesboro Daily News
 (Anthony Cloud)
 (606) 248-1010 ext. 212
 Email: acloud@civitasmedia.com

Murray Ledger & Times
 (Edward Marlowe)
 (270) 753-1916
 Email: sports@murrayledger.com

Owensboro Messenger-Inquirer
 (Jim Pickens)
 (270) 926-0123
 Email: jpickens@messenger-inquirer.com

Paducah Sun
 (Mike Stunson)
 (270) 575-8655
 Email: sportsl@paducahsun.com

Richmond Register
 (Nathan Hutchinson)
 (859) 623-1669 ext. 6692
 Email: nhutchinson@richmondregister.com

Somerset Commonwealth-Journal
 (Steve Cornelius)
 (606) 678-8191
 Email: sports@somerset-kentucky.com

Winchester Sun
 (TBA)
 (859) 744-3123
 Email: tba@winchestersun.com

ONLINE/SPECIALTY

AllWildcats.com
(Scout.com Affiliate)
(Jeff Drummond)
(859) 629-8158
Email: JDrumUK@gmail.com

A Sea of Blue
(SB Nation Affiliate)
(Glenn Logan, Jason Marcum)
(502) 493-9588
Email: aseaoofblue@gmail.com

Cats Illustrated
(Rivals.com Affiliate)
(Justin Rowland, T.J. Walker)
(859) 523-0706
Email: jbr_09@yahoo.com

Kentucky Alumni Communications
(Jill Smith)
(859) 257-8906
Email: jillianne.smith@uky.edu

KentuckySports.co
(Matt McCarthy)
(502) 889-1587
Email: mattm@kentuckysports.co

KentuckySportsReport.com
(Lonny Demaree)
(859) 236-2551 ext. 253
Email: lonny.demaree@insightbb.com

KyForward.com
(Keith Taylor)
(859) 200-9801
Email: keith.taylor@kyforward.com

KySportsConnection.com
(Tyler Mounce)
(606) 875-4053
Email: kysportsconnection@gmail.com

KY Newsgroup
(Philip Smith)
(859) 432-5222
Email: philip@kynewsgroup.com

NationofBlue.com
(Scott Anderson)
(606) 375-6740
Email: scott@nationofblue.com

Red and Blue Review
(Garry Gupton)
(502) 594-1100
Email: ggupton@redandbluereview.net

SEC Country
(Kyle Tucker)
(859) 537-3265
Email: writerkyle@gmail.com

The Cats' Pause
(247sports.com Affiliate)
(Darrell Bird, Alex Forkner, Chris Fisher, Gary Moyers)
(859) 278-3474
Email: dbird@catspause.com; c.fish00@gmail.com

VaughtsViews.com
(Larry Vaught)
(859) 583-8630
Email: larryvau@gmail.com

WildcatBlueNation.com
(Fansided Affiliate)
(Paul Jordan)
(407) 701-7486
Email: pjordan32746@gmail.com

RADIO

Big Blue Insider
(Dick Gabriel)
(859) 422-1063
Email: dickgabriel141@gmail.com

Kentucky News Network
(Nathan Butler)
(502) 479-2248
Email: operations@kentuckynewsnet-work.com

Kentucky Sports Radio
(KentuckySportsRadio.com)
(Matt Jones, Drew Franklin, Tyler Thompson)
Email: matt.jones@kentuckysportsradio.com

Larry Glover Live
(Larry Glover)
(859) 338-8863
Email: larrygloverlive@gmail.com

Tom Leach Productions
(Tom Leach)
Radio Play-by-Play
(859) 368-8276
Email: tom@tomleachky.com
leachreport@gmail.com

WHAS, 840 AM
(Will Clark, Kurt Darling)
(502) 479-2060
Email: willclark@whas.com; kurtdarwin@iheartmedia.com

WHBE, 680 AM
(Jason Anderson)
(502) 396-6608
Email: jason@espnlouisville.com

WLAP, 630 AM
(Tim Ansted)
(859) 422-1000
Email: timansted@clearchannel.com

WLW, 700 AM
(Bill Dennison)
(513) 686-8300
Email: seg@700wlw.com

WLXG, 1300 AM
(Chris Cross, Mike Cameron, Matthew Laurence)
(859) 338-1649
Email: huddle@wlxg.com

WNDA, 1570 AM
(Bob Domine)

(502) 584-2400
Email: bob@newstalk1570.com

WVLK, 590 AM
(Scott Johnson)
(859) 253-5942
Email: news@WVLKam.com
scottjohnson@cumulus.com

TV

CN2-TV
(T.J. Beisner)
(502) 357-4773
Email: tj.beisner@twcable.com

WAVE-TV (NBC)
(Kent Taylor, Kendrick Haskins, Mike Hartnett, Brian Winner)
(502) 585-2201
(502) 561-4126
(502) 561-4150
Email: sports@wave3.com
ktaylor@wave3.com

WBKO-TV (ABC)
(Andrew Dawson, Brian Chojnacki, Chad Bishop)
(270) 781-1313
Email: sports@wbko.com
andrew.dawson@wbko.com
brian.chojnacki@wbko.com
chad.bishop@wbko.com

WCPO-TV (ABC)
(John Popovich)
(513) 852-4078
Email: jpopovich@wcpo.com

WDRB-TV (Fox)
(Tom Lane, John Lewis, Rick Bozich, Eric Crawford, Mike Lacett, Katie George)
(502) 561-7704
Email: tlane@wdrb.com
jlewis@wdrb.com
rbozich@wdrb.com
ecrawford@wdrb.com
mlacett@wdrb.com
kgeorge@wdrb.com

WHAS-TV (ABC)
(Kent Spencer, Whitney Harding)
(502) 582-7252
Email: kspencer@whas11.com
wharding@whas11.com

WIMC / WPRG-TV
(Wayne Fugate, Adam Gearheart)
(606) 478-4200
Email: wfugate@gearheart.com
adam@gearheart.com

WKRC-TV (CBS)
(Brad Johansen, Richard Skinner, Brad Steinke)
(513) 763-5500
Email: bjohansen@local12.com

WKYT-TV (CBS)
(Rob Bromley, Brian Milam, Dave Baker, Lee K. Howard, Steve Moss)

(859) 299-0411
Email: sportstip@wkyt.com
brian.milam@wkyt.com
rob.bromley@wkyt.com
lkhoward@wkyt.com
steve.moss@wkyt.com
dave.baker@wkyt.com

WLEX-TV (NBC)
(Alan Cutler, Keith Farmer, Doria Craft)
(859) 381-1801
Email: acutler@lex18.com
kfarmer@lex18.com
dcraft@lex18.com

WLKY-TV (CBS)
(Fred Cowgill, Lee DeJarlais, Dan Koob, Natalie Grise)
(502) 891-4920
(502) 891-4917
Email: fcowgill@wlky.com
ldejarlais@hearst.com
ngrise@hearst.com

WLWT-TV (NBC)
(George Vogel, Derek Forrest, Elise Jesse)
(513) 412-5089
Email: georgevogel@wlwt.com
dforrest@hearst.com
ejesse@hearst.com

WOWK-TV (CBS)
(Tom Rader)
(304) 720-6550
Email: trader@wowktv.com

WPSD-TV (NBC)
(Jeff Bidwell, Adam Wells, Justin Beasley)
(270) 415-1993
Email: Jbidwell@wpsdlocal6.com

WSAZ-TV (NBC)
(Keith Morehouse, Brad Myers)
(304) 697-4780
Email: keith.morehouse@wsaz.com
brad.myers@wsaz.com

WTVQ-TV (ABC)
(Alex Risen, Kennedy Hardman)
(859) 299-3636
Email: arisen@wtvq.com
khardman@wtvq.com

WXIX-TV (Fox)
(Joe Dannenan, Jeremy Rauch, Betsy Ross)
(513) 562-3727
Email: 19sports@fox19.com

WYMT-TV (CBS)
(Josh McKinney, Jamie McCracken, Lauren Cash)
(606) 436-5757
Email: josh.mckinney@wymtnews.com
jamie.mccracken@wymtnews.com
lauren.cash@wymtnews.com





UK



2016-17

WILDCATS

TV CHART



0 GUARD

De'Aaron Fox
6-3 | 187 | Freshman
Houston | Cypress Lakes



1 FORWARD

Sacha Killeya-Jones
6-10 | 230 | Freshman
Chapel Hill, N.C. | Virginia Episcopal



3 FORWARD

Bam Adebayo
6-10 | 260 | Freshman
Little Washington, N.C. |
High Point Christian Academy



5 GUARD

Malik Monk
6-3 | 200 | Freshman
Lepanto, Ark. | Bentonville



10 GUARD

Jonny David
6-2 | 183 | Sophomore
Pittsburgh | Mt. Lebanon



11 GUARD

Mychal Mulder
6-4 | 185 | Senior
Windsor, Ontario | Vincennes University




13 GUARD

Isaiah Briscoe
6-3 | 210 | Sophomore
Newark, N.J. | Roselle Catholic



14 FORWARD

Tai Wynyard
6-10 | 254 | R-Freshman
Auckland, New Zealand |
Rangitoto College



15 FORWARD

Isaac Humphries
7-0 | 255 | Sophomore
Sydney, Australia | La Lumiere School




20 GUARD

Brad Calipari
6-0 | 178 | Freshman
Franklin Lakes, N.J. | MacDuffie School



25 GUARD

Dominique Hawkins
6-0 | 191 | Senior
Richmond, Ky. | Madison Central



30 GUARD

Dillon Pulliam
6-3 | 195 | R-Sophomore
Cynthiana, Ky. | Transylvania University



32 FORWARD

Wenyen Gabriel
6-9 | 213 | Freshman
Manchester, N.H. |
Wilbraham & Monson Academy



35 FORWARD

Derek Willis
6-9 | 228 | Senior
Mt. Washington, Ky. | Bullitt East



HEAD COACH

John Calipari
Eighth Year
Clarion, 1982



ASSOCIATE HC

Kenny Payne
Seventh Year
Louisville, 2003



ASSISTANT COACH

Tony Barbee
Second Year
UMass, 1993



ASSISTANT COACH

Joel Justus
First Year
UNC Wilmington, 2004



SPECIAL ASST.

John Robic
First Year
Denison, 1986

2016-17 ROSTER

NUMERICAL

NO.	NAME	POS.	HT.	WT.	CL.	HOMETOWN (PREVIOUS SCHOOL)
0	De'Aaron Fox	G	6-3	187	Fr.	Houston (Cypress Lakes)
1	Sacha Killeya-Jones	F	6-10	230	Fr.	Chapel Hill, N.C. (Virginia Episcopal)
3	Edrice "Bam" Adebayo	F	6-10	260	Fr.	Little Washington, N.C. (High Point Christian Academy)
5	Malik Monk	G	6-3	200	Fr.	Lepanto, Ark. (Bentonville)
10	Jonny David	G	6-2	183	So.	Pittsburgh (Mt. Lebanon)
11	Mychal Mulder	G	6-4	185	Sr.	Windsor, Ontario (Vincennes University)
13	Isaiah Briscoe	G	6-3	210	So.	Newark, N.J. (Roselle Catholic)
14	Tai Wynyard	F	6-10	254	RS Fr.	Auckland, New Zealand (Rangitoto College)
15	Isaac Humphries	F	7-0	255	So.	Sydney, Australia (La Lumiere School)
20	Brad Calipari	G	6-0	178	Fr.	Franklin Lakes, N.J. (MacDuffie School)
25	Dominique Hawkins	G	6-0	191	Sr.	Richmond, Ky. (Madison Central)
30	Dillon Pulliam	G	6-3	195	RS So.	Cynthiana, Ky. (Transylvania University)
32	Wenyan Gabriel	F	6-9	213	Fr.	Manchester, N.H. (Wilbraham & Monson Academy)
35	Derek Willis	F	6-9	228	Sr.	Mt. Washington, Ky. (Bullitt East)

ALPHABETICAL

NO.	NAME	POS.	HT.	WT.	CL.	HOMETOWN (PREVIOUS SCHOOL)
3	Edrice "Bam" Adebayo	F	6-10	260	Fr.	Little Washington, N.C. (High Point Christian Academy)
13	Isaiah Briscoe	G	6-3	210	So.	Newark, N.J. (Roselle Catholic)
20	Brad Calipari	G	6-0	178	Fr.	Franklin Lakes, N.J. (MacDuffie School)
10	Jonny David	G	6-2	183	So.	Pittsburgh (Mt. Lebanon)
0	De'Aaron Fox	G	6-3	187	Fr.	Houston (Cypress Lakes)
32	Wenyan Gabriel	F	6-9	213	Fr.	Manchester, N.H. (Wilbraham & Monson Academy)
25	Dominique Hawkins	G	6-0	191	Sr.	Richmond, Ky. (Madison Central)
15	Isaac Humphries	F	7-0	255	So.	Sydney, Australia (La Lumiere School)
1	Sacha Killeya-Jones	F	6-10	230	Fr.	Chapel Hill, N.C. (Virginia Episcopal)
5	Malik Monk	G	6-3	200	Fr.	Lepanto, Ark. (Bentonville)
11	Mychal Mulder	G	6-4	185	Sr.	Windsor, Ontario (Vincennes University)
30	Dillon Pulliam	G	6-3	195	RS So.	Cynthiana, Ky. (Transylvania University)
35	Derek Willis	F	6-9	228	Sr.	Mt. Washington, Ky. (Bullitt East)
14	Tai Wynyard	F	6-10	254	RS Fr.	Auckland, New Zealand (Rangitoto College)

Head Coach:

John Calipari (Clarion, 1982)

Associate Head Coach:

Kenny Payne (Louisville, 2003)

Assistant Coaches:

Tony Barbee (UMass, 1993)

Joel Justus (UNC Wilmington, 2004)

Special Asst. to the Head Coach:

John Robic (Denison, 1986)

Associate AD/Basketball Operations:

Chris Woolard (UCLA, 1997)

Director of Basketball Admin.:

Will Barton (Kentucky, 2013)

Strength Coach:

Robert Harris (Kentucky State, 2009)

Athletic Trainer:

Chris Simmons (Memphis, 2002)

Equipment Manager:

Mark Evans (Kentucky, 2013)

WILDCATS BY STATE

Arkansas (1)

Malik Monk (Lepanto)

Kentucky (3)

Dominique Hawkins (Richmond)

Dillon Pulliam (Cynthiana)

Derek Willis (Mt. Washington)

New Hampshire (1)

Wenyan Gabriel (Manchester)

New Jersey (2)

Isaiah Briscoe (Newark)

Brad Calipari (Franklin Lakes)

North Carolina (2)

Bam Adebayo (Little Washington)

Sacha Killeya-Jones (Chapel Hill)

Pennsylvania (1)

Jonny David (Pittsburgh)

Texas (1)

De'Aaron Fox (Houston)

WILDCATS BY COUNTRY

Australia (1)

Isaac Humphries (Sydney)

Canada (1)

Mychal Mulder (Windsor, Ontario)

New Zealand (1)

Tai Wynyard (Auckland)

WILDCATS BY CLASS

Seniors (3)

Dominique Hawkins

Mychal Mulder

Derek Willis

Sophomores (4)

Isaiah Briscoe

Jonny David

Isaac Humphries

Dillon Pulliam (RS)

Freshmen (7)

Bam Adebayo

Brad Calipari

De'Aaron Fox

Wenyan Gabriel

Sacha Killeya-Jones

Malik Monk

Tai Wynyard (RS)

PRONUNCIATION GUIDE

BAM ADEBAYO	(ah-DUH-BUY-o)
BRAD/JOHN CALIPARI	(cal-a-PEAR-ee)
DOMINIQUE Hawkins	(dom-UH-neek)
WENYEN Gabriel	(when-yen)
SACHA KILLEYA-Jones	(sah-SHA) (kuh-LEE-uh)
MALIK Monk	(muh-LEAK)
MYCHAL Mulder	like michael
TAI WYNARD	(tie) (win-YARD)

WILDCATS BY HEIGHT

Isaac Humphries	7-0
Bam Adebayo	6-10
Sacha Killeya-Jones	6-10
Tai Wynyard	6-10
Wenyan Gabriel	6-9
Derek Willis	6-9
Mychal Mulder	6-4
Isaiah Briscoe	6-3
De'Aaron Fox	6-3
Malik Monk	6-3
Dillon Pulliam	6-3
Jonny David	6-2
Brad Calipari	6-0
Dominique Hawkins	6-0





isaiah BRISCOE

6-3 | 210 | Sophomore | Guard
Newark, N.J. | Roselle Catholic



2015-16

Played in 34 games, with 33 starts ... Missed two games due to injury ... Earned SEC Freshman of the Week honors once ... Led all Kentucky guards in rebounding with 5.3 boards per game ... Scored in double figures in 18 games, behind only Jamal Murray and Tyler Ulis ... Averaged 9.6 points and 3.1 assists per game ... Also posted a 1.6 assist-to-turnover ratio ... Ranked ninth in the SEC in minutes per game at 32.2 ... Ranked among top-10 performers in John Calipari era in total assists, assist-to-turnover ratio and assists per game ... Recorded two double-doubles ... Dished out three or more assists in 15 of the final 23 games ... Led team in assists seven times, behind only Ulis ... Considered an elite on-ball defender ... Posted a double-double with 13 points and 11 rebounds in his first NCAA Tournament game vs. Stony Brook ... Recorded 10 points, six assists and five rebounds in the SEC Tournament championship win over No. 17 Texas A&M ... Posted 12 points and seven boards vs. Georgia in the SEC Tournament semifinals ... Dished out six assists in the SEC Tournament quarterfinal win over Alabama ... With a 5-for-6 night from the free-throw line, scored 13 points in the victory at Florida ... Grabbed a team-high 10 rebounds in the home win vs. Tennessee ... Scored in double figures in three straight games vs. Missouri, at Kansas and at Tennessee, averaging 12.3 points during the stretch ... Flirted with a double-double with 10 points and eight rebounds at Tennessee ...

CAT SCRATCHES

FULL NAME:Isaiah Briscoe
 TWITTER:..... @ZayBriscoe
 INSTAGRAM: @zaaay_
 PARENTS: Henrietta Hemingway
 and George Briscoe
 DATE OF BIRTH:..... April 13, 1996
 PLACE OF BIRTH:..... Newark, N.J.
 HIGH SCHOOL COACH:.....Dave Bott
 HIGH SCHOOL MASCOT: Lions
 MAJOR: Undergraduate Studies

CAREER HIGHS

	Points	Opponent	Date
Points	20	at UCLA	12/3/15
FG Made	7	three times	
FG Atts	14	vs. LSU	3/5/16
3FG Made	1	five times	
3FG Atts	4	vs. NJIT	11/14/15
FT Made	6	at Kansas	1/30/16
FT Atts	12	at Kansas	1/30/16
Rebounds	12	vs. NJIT	11/14/15
Assists	7	twice	
Steals	4	vs. Ole Miss	1/2/16
Blocks	1	five times	
Minutes	41	twice	

Made a career-high six free throws at No. 4 Kansas en route to 12 points ... Stuffed the stat sheet in the home victory against Missouri with 15 points, six assists and six rebounds ... Posted 14 points, five assists and four rebounds at home vs. Mississippi State ... Recorded 12 points, five rebounds and four assists at Alabama ... Notched a career-high four steals in UK's SEC opener vs. Ole Miss ... Scored in double figures in three straight games vs. Illinois State, at UCLA and vs. Eastern Kentucky, averaging 16.0 points during that stretch ... Logged a career-high 20 points in the loss at UCLA ... Balanced all-around game in the victory over Illinois State with 18 points, seven rebounds and three assists ... Scored in double figures in four straight games to start his career ... Did a little bit of everything in the win vs. Boston U., posting 11 points, seven rebounds, five assists and three steals ... Scored 15 points vs. Wright State, which would end up as his second-highest total of the season ... Instrumental in the Champions Classic victory over defending national champion and No. 5 Duke with 12 points ... Posted a double-double with 11 points and a career-high 12 rebounds in his first career game ... Missed the season opener vs. Albany with an injury.

HIGH SCHOOL

A 2015 USA Basketball U19 Team selection ... Was named a USA Today All-USA First Team selection and a Parade Magazine All-American ... He also participated in the McDonald's All American Game and the Jordan Brand Classic ... Helped Team USA to a gold medal at the 2014 FIBA Americas U18 Championship ... Also suited up for the USA at the 2015 Nike Hoop Summit... Led team to its second consecutive state Non-Public B championship, averaging 20.8 points, 5.5 rebounds and 4.0 assists as a senior ... Averaged 22.1 points, 4.0 assists, 3.9 rebounds and 1.8 steals per game during his junior season ... Last summer, he helped lead the New Jersey Playaz to the title in the Nike Elite Youth Basketball League ... His father, George Briscoe, played basketball for Stockton College and is in the school's Hall of Fame ... His sister, Iasia Hemingway, played basketball at Georgia Tech and Syracuse and plays professionally overseas ... Ranked the No. 9 overall player by Rivals and 247Sports.com, the No. 13 overall pick by ESPN and the No. 15 overall player in the class by Scout.

PERSONAL

Son of Henrietta Hemingway and George Briscoe... Born April 13, 1996, in Newark, New Jersey ... Chose Kentucky over Arizona, Connecticut and St. John's ... Has two sisters, Iasia and Iesha, and a brother, George ... Sister Iasia played basketball at Syracuse ... Is a cousin of Cleveland Cavaliers' guard Kyrie Irving ... Picked No. 13 because it's a "bad-luck" number and he likes to be different ... Most memorable moment on the court is winning the 17U Peach Jam ... If he wasn't a player, he would be an agent ... His biggest influence in life are his parents ... Wanted to be a firefighter when he was growing up.



2015-16

DATE	OPPONENT	MIN	FG-A	3PT-A	FT-A	O-D-T	PF	A	TO	BLK	STL	PTS
N. 14	NJIT	29	5-11	1-4	0-0	1-11-12	1	2	4	0	2	11
N. 17	vs. Duke [Chicago]	31	5-8	1-1	1-3	0-3-3	1	1	1	0	2	12
N. 20	WRIGHT STATE	35	7-11	0-2	1-5	0-3-3	3	2	3	0	0	15
N. 24	BOSTON	35	4-10	0-1	3-7	3-4-7	2	5	1	1	3	11
N.27	vs. USF [Miami]	27	3-9	0-1	0-1	0-6-6	3	7	3	0	2	6
N.30	ILLINOIS STATE	27	7-13	0-2	4-7	1-6-7	5	3	5	1	1	18
D. 3	at UCLA	27	7-10	1-2	5-8	1-1-2	4	1	1	0	0	20
D. 9	EKU	26	5-9	0-0	0-3	2-4-6	4	1	1	0	2	10
D. 12	ARIZONA STATE	32	4-9	1-3	0-2	0-4-4	3	2	4	0	2	9
D. 19	vs. Ohio State [Brooklyn]	35	1-9	0-1	1-4	2-4-6	2	7	2	0	1	3
J. 2	OLE MISS	35	2-8	0-2	2-4	2-3-5	3	3	1	0	4	6
J. 5	at LSU	30	2-6	0-2	1-7	1-5-6	4	0	3	1	1	5
J. 9	at Alabama	36	6-10	0-1	0-2	1-4-5	1	4	1	0	0	12
J. 12	MISSISSIPPI STATE	36	7-9	0-0	0-1	2-2-4	4	5	1	0	1	14
J. 16	at Auburn	31	3-12	0-0	2-4	2-1-3	4	1	4	0	2	8
J. 21	at Arkansas	29	1-7	0-2	0-0	3-4-7	4	3	0	0	0	2
J. 23	VANDERBILT	36	3-8	0-1	0-0	0-4-4	3	4	2	0	0	6
J. 27	MISSOURI	33	5-9	0-0	5-6	2-4-6	2	6	0	0	2	15
J. 30	at Kansas	38	3-9	0-1	6-12	1-3-4	4	5	3	1	0	12
F. 2	at Tennessee	30	5-10	0-0	0-1	4-4-8	4	3	1	0	0	10
F. 6	FLORIDA	34	1-6	0-1	1-2	1-1-2	3	6	1	0	0	3
F. 9	GEORGIA	23	2-6	0-0	3-8	0-3-3	2	4	2	0	1	7
F. 13	at South Carolina	31	4-8	0-1	2-3	1-4-5	3	3	5	0	1	10
F. 18	TENNESSEE	36	2-10	0-3	1-4	2-8-10	3	1	0	0	0	5
F. 20	at Texas A&M	41	5-12	1-1	0-0	1-5-6	4	3	2	0	0	11
F. 23	ALABAMA	33	4-11	0-1	2-3	1-3-4	2	1	0	0	1	10
F. 27	at Vanderbilt	34	4-8	0-3	0-4	1-3-4	2	2	0	0	0	8
M. 1	at Florida	32	4-7	0-0	5-6	2-1-3	5	3	0	0	0	13
M. 5	LSU	33	4-14	0-0	0-0	3-3-6	2	3	2	0	2	8
M. 11	vs. Alabama [SEC]	31	1-5	0-0	2-5	1-3-4	1	6	1	0	0	4
M. 12	vs. Georgia [SEC]	28	4-8	0-1	4-5	3-4-7	1	2	3	0	1	12
M. 13	vs. Texas A&M [SEC]	41	5-8	0-0	0-1	1-4-5	3	6	2	0	2	10
M. 17	vs. Stony Brook [NCAA]	30	5-8	0-0	3-3	3-8-11	0	1	4	1	1	13
M. 19	vs. Indiana [NCAA]	29	2-3	0-0	3-3	1-2-3	4	1	3	0	1	7

BRISCOE'S CAREER STATS

YEAR	GP-S	MIN.-AVG.	FG-A	PCT.	3FG-A	PCT.	FT-A	PCT.	REB.-AVG.	PF-D	A	TO	BLK	STL	PTS.-AVG
2015-16	34-33	1094-32.2	132-301	.439	5-37	.135	57-124	.460	181-5.3	96-2	107	66	5	35	326-9.6
TOTAL	34-33	1094-32.2	132-301	.439	5-37	.135	57-124	.460	181-5.3	96-2	107	66	5	35	326-9.6





10

jonny
DAVID

6-2 | 183 | Sophomore | Guard
Pittsburgh | Mt. Lebanon



2015-16

SEC First-Year Academic Honor Roll member ... Appeared in 11 games during his freshman campaign ... Played in a season-high two minutes in games against NJIT and Georgia ... Made his NCAA Tournament debut in UK's victory over Stony Brook in the first round ... Drained his only two free-throw attempts of the season in a win over South Florida.

HIGH SCHOOL

A graduate and four-year letterwinner for Mount Lebanon High School ... He averaged 18.5 points per game in his senior year ... A 6-foot-2 guard earned all-state honors while leading Mount Lebanon to a sectional championship ... A prolific 3-point shooter, David was a 1,000-point scorer during his career at Mount Lebanon ... Was a two-time all-section honoree ... Appeared in the Hoops for a Cure All-Star Game ... Also was a member of the Roundball Classic All-Star Game ... An honor-roll student, he was a member of his high school's honor society ... Coached by his father, Joe.

CAT SCRATCHES

FULL NAME: Jonathan David
 TWITTER:..... @jddavid010
 INSTAGRAM: @jddavid010
 PARENTS: Joseph and Sandi David
 DATE OF BIRTH:..... Nov. 7, 1996
 PLACE OF BIRTH:..... Pittsburgh
 HIGH SCHOOL COACH:..... Joseph David
 HIGH SCHOOL MASCOT: Blue Devils
 MAJOR: Kinesiology

CAREER HIGHS

	Points	Opponent	Date
FG Made	2	vs. South Florida	11/27/15
FG Atts	1	twice	
3FG Made			
3FG Atts	1	twice	
FT Made	2	vs. South Florida	11/27/15
FT Atts	2	vs. South Florida	11/27/15
Rebounds			
Assists			
Steals			
Blocks			
Minutes	2	twice	



PERSONAL

Son of Joseph and Sandi David ... Born Nov. 7, 1996, in Pittsburgh ... Father was a basketball letter-winner for the University of Pittsburgh ... Has two brothers, Justin and Jeremy, and a sister, Samantha ... Brother Justin plays basketball for South Florida ... Most memorable moment as a basketball player was hitting the game-winning shot on senior night to win the sectional championship ... Chose No. 10 because he has always worn it ... Pregame superstitions include listening to music and relaxing ... Biggest influence in life are his parents and brothers who also played basketball ... Wanted to be a physical therapist growing up.


2015-16

DATE	OPPONENT	MIN	FG-A	3PT-A	FT-A	O-D-T	PF	A	TO	BLK	STL	PTS
N. 14	NJIT	2	0-0	0-0	0-0	0-0-0	0	0	0	0	0	0
N. 24	BOSTON	1	0-0	0-0	0-0	0-0-0	0	0	0	0	0	0
N. 27	vs. USF [Miami]	1	0-0	0-0	2-2	0-0-0	0	0	0	0	0	2
D. 12	ARIZONA STATE	1	0-1	0-1	0-0	0-0-0	0	0	1	0	0	0
J. 16	at Auburn	0+	0-0	0-0	0-0	0-0-0	0	0	0	0	0	0
J. 21	at Arkansas	0+	0-0	0-0	0-0	0-0-0	0	0	0	0	0	0
J. 27	MISSOURI	1	0-1	0-1	0-0	0-0-0	1	0	0	0	0	0
F. 9	GEORGIA	2	0-0	0-0	0-0	0-0-0	0	0	0	0	0	0
F. 18	TENNESSEE	1	0-0	0-0	0-0	0-0-0	0	0	0	0	0	0
F. 27	at Vanderbilt	1	0-0	0-0	0-0	0-0-0	0	0	0	0	0	0
M. 17	vs. Stony Brook [NCAA]	1	0-0	0-0	0-0	0-0-0	0	0	0	0	0	0

DAVID'S CAREER STATS

YEAR	GP-S	MIN.-AVG.	FG-A	PCT.	3FG-A	PCT.	FT-A	PCT.	REB.-AVG.	PF-D	A	TO	BLK	STL	PTS.-AVG
2015-16	11-0	11-1.0	0-2	.000	0-2	.000	2-2	1.000	0-0.0	1-0	0	1	0	0	2-0.2
TOTAL	11-0	11-1.0	0-2	.000	0-2	.000	2-2	1.000	0-0.0	1-0	0	1	0	0	2-0.2





dominique HAWKINS

6-0 | 191 | Senior | Guard
Richmond, Ky. | Madison Central



2015-16

SEC Academic Honor Roll member ... Saw action in 27 games during an injury-plagued junior season ... Had career-highs in points, blocks, free throws, 3-point field goals and shooting percentage ... Averaged 2.3 points with a 2.2 assist-to-turnover ratio ... Missed seven games in January due to an ankle sprain and also broke his hand during fall camp ... Had a career game in a win over rival No. 16/15 Louisville with career bests in points (13), 3-pointers (three) and minutes played (26) ... Prior to that game he had never made more than one 3-pointer in a game ... He became the first Kentucky native to score in double figures for the Wildcats against Louisville since Darius Miller did so in the 2012 Final Four ... Posted three points with three rebounds in the loss to Indiana in 14 minutes of action in the second round of the NCAA Tournament ... Played in 17 minutes of the NCAA Tournament win over Stony Brook ... Scored two points and hauled in a season-high four rebounds ... Scored seven points vs. Alabama in the SEC Tournament quarterfinals ... Posted nine points on 2-of-3 shooting from the floor and a perfect 4-for-4 at the charity stripe in a home victory over Georgia ... Saw 24 minutes of action in a win over Illinois State ... Contributed seven points, a block and a steal in the win over the Redbirds.

2014-15

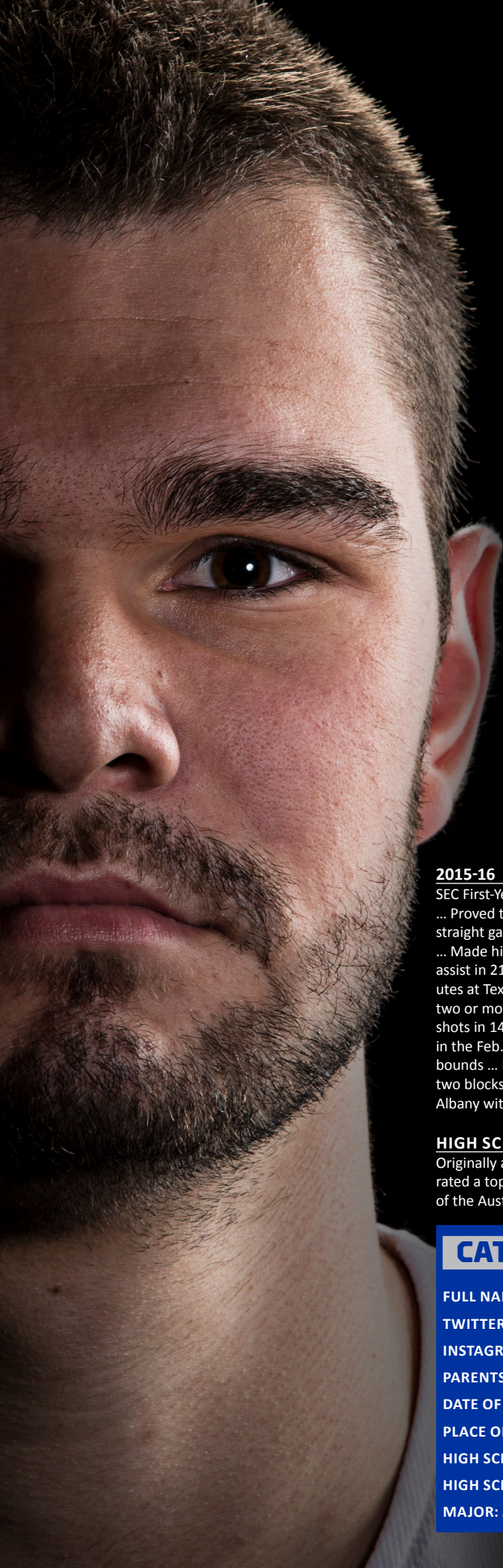
Appeared in 23 games while making nine starts in his sophomore season ... Averaged 1.3 points and a 2.8 assist-to-turnover ratio ... Notched career highs in points per game, assists, steals and 3-point field goals ... Had

CAT SCRATCHES

FULL NAME: Dominique DaShawn Hawkins
 TWITTER:..... @Dhawk_25
 INSTAGRAM:@dhawk_25
 PARENTS: Denise Hawkins and Doug Farris
 DATE OF BIRTH:.....June 27, 1994
 PLACE OF BIRTH:..... Louisville, Ky.
 HIGH SCHOOL COACH:..... Allen Feldhaus
 HIGH SCHOOL MASCOT:Indians
 MAJOR: Communication

CAREER HIGHS

		Opponent	Date
Points	13	vs. Louisville	12/26/15
FG Made	3	three times	
FG Atts	8	vs. Montana State	11/23/14
3FG Made	3	vs. Louisville	12/26/15
3FG Atts	4	vs. Louisville	12/26/15
FT Made	5	vs. Illinois State	11/30/15
FT Atts	7	vs. Illinois State	11/30/15
Rebounds	4	twice	
Assists	6	vs. EKV	12/7/14
Steals	2	twice	
Blocks	1	five times	
Minutes	26	vs. Louisville	12/26/15



isaac HUMPHRIES

7-0 | 255 | Sophomore | Forward
 Sydney, Australia | La Lumiere School



2015-16

SEC First-Year Academic Honor Roll member ... Appeared in 22 games in his freshman season with one start ... Proved to be a valuable backup off the bench ... Played 10 or more minutes nine times ... Appeared in 12 straight games before a DNP to end the season ... Posted four points with three rebounds in the win at Florida ... Made his first career start at home vs. Alabama and produced four points, four rebounds, a block and an assist in 21 minutes ... Logged career highs in points (six) and rebounds (12) with two blocks in 20 critical minutes at Texas A&M ... Recorded three points, six rebounds and two blocks at home vs. Tennessee ... Blocked two or more shots in four of five games during a stretch from Feb. 6 to Feb. 20 ... Swatted a career-high four shots in 14 minutes in the home victory vs. Georgia ... Recorded four points, six rebounds and two blocks in the Feb. 6 win against Florida ... Played a career-high 27 minutes at UCLA, posting four points and six rebounds ... Provided a huge lift off the bench in victory over No. 5 Duke with two points, three rebounds and two blocks ... Scored five points to go along with three boards in the win over NJIT ... Solid career debut vs. Albany with four points and two rebounds.

HIGH SCHOOL

Originally a member of the 2016 class before reclassifying to 2015 ... As a member of the 2016 class, he was rated a top-50 prospect by most major recruiting services ... A native of Sydney, Humphries was a vital piece of the Australian U17 National Team that won the silver medal at the 2014 FIBA U17 World Championship ...

CAT SCRATCHES

FULL NAME: Isaac Humphries
 TWITTER:..... @IsaacHumphries7
 INSTAGRAM: @isaachumphries7
 PARENTS: Michaela Humphries
 DATE OF BIRTH:.....Jan. 5, 1998
 PLACE OF BIRTH:.....Sydney, Australia
 HIGH SCHOOL COACH:..... Brad Johnstin
 HIGH SCHOOL MASCOT: Lakers
 MAJOR: Communication

CAREER HIGHS

		Opponent	Date
Points	6	at Texas A&M	2/20/16
FG Made	2	five times	
FG Atts	5	vs. Alabama	2/23/16
3FG Made			
3FG Atts			
FT Made	4	vs. Albany	11/13/15
FT Atts	4	twice	
Rebounds	12	at Texas A&M	2/20/16
Assists	1	twice	
Steals	1	twice	
Blocks	4	vs. Georgia	2/9/16
Minutes	27	at UCLA	12/3/15



Helped guide the Australians to the championship game ... He led the team in scoring (18.9 points per game), rebounding (11.6 rebounds per game), blocked shots (3.3 blocks per game) and field-goal percentage (.576) ... Had a 41-point, 19-rebound effort in a victory over former UK teammate Jamal Murray's Canadian U17 National Team ... In the championship game vs. the United States, he recorded eight points and seven rebounds ... Played prep ball in 2014-15 at La Lumiere School in La Porte, Indiana ... Was ranked as high as No. 34 in the Rivals 2016 rankings before reclassifying to 2015 ... Scout lists him as the ninth-best center in its new 2015 rankings.

PERSONAL

Son of Michaela Humphries ... Born Jan. 5, 1998, in Sydney, Australia ... Has a sister, Claudia, and a brother, Sam ... Most memorable moment as a basketball player is coming back from 22 down at the World Championships in Dubai ... Chose No. 15 because it has always been his number in international competition ... If he wasn't a basketball player, he would be in the performing arts ... His mom has been the greatest influence in his life.

2015-16

DATE	OPPONENT	MIN	FG-A	3PT-A	FT-A	O-D-T	PF	A	TO	BLK	STL	PTS
N. 13	ALBANY	7	0-1	0-0	4-4	0-2-2	0	0	1	0	0	4
N. 14	NJIT	6	2-4	0-0	1-2	1-2-3	1	0	2	1	0	5
N. 17	vs. Duke [Chicago]	12	1-3	0-0	0-0	2-1-3	3	1	1	2	0	2
N. 27	vs. USF [Miami]	11	1-3	0-0	0-0	0-0-0	3	0	1	2	0	2
D. 3	at UCLA	27	1-2	0-0	2-4	2-4-6	1	0	1	0	0	4
D. 12	ARIZONA STATE	5	1-1	0-0	1-1	1-0-1	3	0	0	0	0	3
J. 2	OLE MISS	1	0-1	0-0	0-0	0-0-0	2	0	1	0	0	0
J. 5	at LSU	7	0-2	0-0	0-0	0-1-1	3	0	0	0	0	0
J. 21	at Arkansas	1	0-0	0-0	0-0	0-0-0	1	0	0	0	0	0
J. 27	MISSOURI	7	0-0	0-0	0-0	0-1-1	1	0	0	0	0	0
F. 6	FLORIDA	15	2-3	0-0	0-0	3-3-6	3	0	0	2	0	4
F. 9	GEORGIA	14	0-1	0-0	0-0	0-3-3	5	0	1	4	0	0
F. 13	at South Carolina	7	0-0	0-0	0-0	0-1-1	4	0	0	0	0	0
F. 18	TENNESSEE	16	1-2	0-0	1-2	4-2-6	4	0	1	2	0	3
F. 20	at Texas A&M	20	2-2	0-0	2-2	2-10-12	5	0	0	2	1	6
F. 23	ALABAMA	21	2-5	0-0	0-0	2-2-4	2	1	0	1	0	4
F. 27	at Vanderbilt	14	0-2	0-0	0-0	0-1-1	1	0	0	0	0	0
M. 1	at Florida	7	2-3	0-0	0-0	2-1-3	2	0	1	0	0	4
M. 5	LSU	1	1-1	0-0	0-0	0-0-0	0	0	0	0	0	2
M. 11	vs. Alabama [SEC]	1	0-0	0-0	0-0	0-0-0	0	0	0	0	1	0
M. 12	vs. Georgia [SEC]	1	0-1	0-0	0-0	1-0-1	0	0	0	0	0	0
M. 13	vs. Texas A&M [SEC]	7	0-3	0-0	0-0	0-2-2	2	0	0	0	0	0
M. 17	vs. Stony Brook [NCAA]	2	0-1	0-0	0-0	0-0-0	0	0	0	0	0	0

HUMPHRIES' CAREER STATS

YEAR	GP-S	MIN.-AVG.	FG-A	PCT.	3FG-A	PCT.	FT-A	PCT.	REB.-AVG.	PF-D	A	TO	BLK	STL	PTS.-AVG
2015-16	23-1	210-9.1	16-41	.390	0-0	.000	11-15	.733	56-2.4	46-2	2	10	16	2	43-1.9
TOTAL	23-1	210-9.1	16-41	.390	0-0	.000	11-15	.733	56-2.4	46-2	2	10	16	2	43-1.9





11 mychal MULDER

6-4 | 185 | Senior | Guard
Windsor, Ontario | Vincennes



2015-16

Made an appearance in 24 games ... Logged 90 minutes with 12 points and 27 rebounds ... Grabbed three rebounds in seven minutes at Auburn ... Averaged 3.3 points and 4.0 rebounds during a three-game stretch from Jan. 5 to Jan. 12 ... Played 10 minutes in the win against Mississippi State, scoring two points ... Posted three points and four rebounds along with a made 3-pointer in 11 minutes at Alabama ... Recorded career highs in points (five), rebounds (eight) and minutes (14) on the road at LSU ... Made first career 3-pointer as a Wildcat at LSU ... Grabbed two rebounds in seven minutes vs. Arizona State .. Recorded two boards in the home victory against Wright State ... Also had two rebounds vs. NJIT ... Scored his first career two points in the home opener against Albany.

JUNIOR COLLEGE

Averaged 15.7 points and 6.4 rebounds per game while connecting on 46.3 percent of his field goals from 3-point range as a sophomore at Vincennes University ... Rated as the No. 18 junior college prospect and the No. 5 junior college shooting guard by 247Sports ... Earned junior college All-America honors in 2014-15 while leading Vincennes University to a 33-2 during his sophomore season ... During his freshman campaign, he averaged 8.6 points and 4.6 rebounds while shooting 38.3 percent from long range ... Originally a member of the 2013 class and was considered a top-10 prospect out of Canada at the time.

CAT SCRATCHES

FULL NAME: Mychal Mulder
TWITTER:.....@MychalMulder
INSTAGRAM: @mikemulder11
PARENTS: Randy Mulder and
..... Jennifer Gignac
DATE OF BIRTH:.....June 12, 1994
PLACE OF BIRTH:..... Etobicoke, Ontario
HIGH SCHOOL COACH:.....Peter Cusamano
HIGH SCHOOL MASCOT: Comets
MAJOR: Communication

CAREER HIGHS

		Opponent	Date
Points	5	at LSU	1/5/16
FG Made	1	four times	
FG Atts	5	vs. Mississippi State	1/12/16
3FG Made	1	twice	
3FG Atts	3	vs. Mississippi State	1/12/16
FT Made	2	at LSU	1/5/16
FT Atts	2	at LSU	1/5/16
Rebounds	8	at LSU	1/5/16
Assists	2	vs. Mississippi State	1/12/16
Steals	1	vs. Mississippi State	1/12/16
Blocks			
Minutes	14	at LSU	1/5/16



HIGH SCHOOL

Attended Catholic Central High School in Windsor ... Led Catholic Central to a Provincial Championship ... A two-time league most valuable player ... Was named to the All-City team during all four years on the varsity squad ... Also competed in football and track and field ... Claimed a city championship in the high jump with the track program.

PERSONAL

Son of Randy Mulder and Jennifer Gignac ... Born June 12, 1994, in Etobicoke, Ontario ... Has a sister, Cynthia ... The best gift he has ever received is his offer to UK ... His parents have been his life's greatest influence ... Lists his most memorable moment as a basketball player as his final home game at Vincennes ... Chose No. 11 because it was the number he wore in high school and he wanted something to remind him of home.

2015-16

DATE	OPPONENT	MIN	FG-A	3PT-A	FT-A	O-D-T	PF	A	TO	BLK	STL	PTS
N. 13	ALBANY	2	1-1	0-0	0-0	0-0-0	0	0	0	0	0	2
N. 14	NJIT	3	0-0	0-0	0-0	0-2-2	0	1	0	0	0	0
N. 20	WRIGHT STATE	4	0-0	0-0	0-0	0-2-2	1	1	0	0	0	0
N. 24	BOSTON	1	0-0	0-0	0-0	0-0-0	0	0	0	0	0	0
N. 27	vs. USF [Miami]	4	0-1	0-1	0-0	0-0-0	0	0	0	0	0	0
N. 30	ILLINOIS STATE	2	0-0	0-0	0-0	0-0-0	0	0	0	0	0	0
D. 12	ARIZONA STATE	7	0-1	0-1	0-0	2-0-2	0	1	0	0	0	0
D. 19	vs. Ohio State [Brooklyn]	4	0-1	0-1	0-0	1-0-1	0	1	0	0	0	0
D. 26	LOUISVILLE	1	0-0	0-0	0-0	0-0-0	0	0	0	0	0	0
J. 5	at LSU	14	1-4	1-2	2-2	3-5-8	0	0	0	0	0	5
J. 9	at Alabama	11	1-4	1-2	0-0	2-2-4	2	0	1	0	0	3
J. 12	MISSISSIPPI STATE	10	1-5	0-3	0-0	0-0-0	0	2	0	0	1	2
J. 16	at Auburn	7	0-0	0-0	0-0	0-3-3	0	0	0	0	0	0
J. 21	at Arkansas	2	0-0	0-0	0-0	0-1-1	0	0	1	0	0	0
J. 27	MISSOURI	4	0-0	0-0	0-0	0-0-0	2	0	0	0	0	0
F. 6	FLORIDA	0+	0-0	0-0	0-0	0-0-0	0	0	0	0	0	0
F. 9	GEORGIA	3	0-0	0-0	0-0	0-1-1	0	0	0	0	0	0
F. 18	TENNESSEE	1	0-0	0-0	0-0	0-0-0	0	0	0	0	0	0
F. 23	ALABAMA	2	0-1	0-0	0-0	1-0-1	0	0	0	0	0	0
F. 27	at Vanderbilt	1	0-1	0-1	0-0	0-1-1	0	0	0	0	0	0
M. 5	LSU	2	0-0	0-0	0-0	0-0-0	0	0	0	0	0	0
M. 11	vs. Alabama [SEC]	2	0-0	0-0	0-0	0-0-0	0	1	0	0	0	0
M. 12	vs. Georgia [SEC]	1	0-0	0-0	0-0	0-0-0	1	0	0	0	0	0
M. 17	vs. Stony Brook [NCAA]	2	0-1	0-1	0-0	0-1-1	0	1	0	0	0	0

MULDER'S CAREER STATS

YEAR	GP-S	MIN.-AVG.	FG-A	PCT.	3FG-A	PCT.	FT-A	PCT.	REB.-AVG.	PF-D	A	TO	BLK	STL	PTS.-AVG
2015-16	24-0	90-3.8	4-20	.200	2-12	.167	2-2	1.000	27-1.1	6-0	8	2	0	1	12-0.5
TOTAL	24-0	90-3.8	4-20	.200	2-12	.167	2-2	1.000	27-1.1	6-0	8	2	0	1	12-0.5





derek WILLIS

6-9 | 228 | Senior | Forward
Mt. Washington, Ky. | Bullitt East



2015-16

Enjoyed a breakout season during his junior campaign where he saw action in 32 games and made 11 starts ... Missed four games due to ankle injuries ... Had career highs in points, points per game, blocks, assists, rebounds, rebounds per game, 3-pointers, field-goal percentage and minutes ... Became a reliable scoring option for the Wildcats ... Averaged 7.7 points and 4.0 rebounds per game ... Hit 53 3-pointers on the season, which ranked third on the team ... His 44.2 field-goal percentage from behind the arc was tops on the team ... Led the SEC in 3-point field-goal percentage in conference play with a 50.0-percent clip ... Totaled two double-doubles on the year ... Had a stretch of 17 games with at least one made 3-pointer ... After scoring 122 points in his first 48 career games, scored 166 over the final 17 games of the season ... Had eight points, five rebounds and two blocks in the NCAA Tournament win over Stony Brook ... Drained three 3-pointers after halftime including the game-clinching one in overtime of the SEC championship game vs. Texas A&M ... Swatted a career-high-tying four blocks and grabbed a team-high-tying seven rebounds while adding 14 points vs. Georgia in the SEC semifinals ... Broke out for a career game in a home victory over Tennessee ... He scored a career-high 25 points while adding a career-best seven made 3-pointers ... His 25 points were the most by a junior in the John Calipari era ... Had 11 or more points and at least six rebounds in back-to-back games vs. Florida and Georgia ... Scored 18 points and hauled in a team-high 12 rebounds in a win over Missouri ... The 18-point, 12-rebound effort was the first for a Kentucky native in an SEC game since Sean Woods on Feb. 13, 1991 ... With a stretch of six rebounds in seven consecutive SEC games he became the first Kentucky native to achieve the feat since Winston Bennett in 1987-88 ... Earned first career double-double with 12 points and 12 rebounds at Auburn ... Had 11 points and six rebounds at UCLA ... Made his first career start vs. NJIT and posted 11 points, including three made 3-pointers ... Broke out for a career day in the season opener vs. Albany ... He had career highs with 14 points and two steals against the Great Danes in a then career-high 28 minutes of play.

CAT SCRATCHES

FULL NAME:Derek Xavier Willis
 TWITTER:..... @derek_willis33
 INSTAGRAM:@dwillsssss
 PARENTS: Del and Trudy Willis
 DATE OF BIRTH:.....June 21, 1995
 PLACE OF BIRTH:..... Louisville, Ky.
 HIGH SCHOOL COACH:..... Troy Barr
 HIGH SCHOOL MASCOT: Chargers
 MAJOR: Communication

CAREER HIGHS

		Opponent	Date
Points	25	vs. Tennessee	2/18/16
FG Made	8	vs. Tennessee	2/18/16
FG Atts	12	vs. Tennessee	2/18/16
3FG Made	7	vs. Tennessee	2/18/16
3FG Atts	11	vs. Tennessee	2/18/16
FT Made	8	vs. Georgia	3/12/16
FT Atts	8	vs. Georgia	3/12/16
Rebounds	12	twice	12/20/14
Assists	3	vs. Albany	11/13/15
Steals	3	at Kansas	1/30/16
Blocks	4	twice	
Minutes	35	twice	



dillon PULLIAM

6-3 | 195 | RS-Sophomore | Guard
Cynthiana, Ky. | Transylvania

**2015-16**

SEC First-Year Academic Honor Roll member ... Did not play due to NCAA transfer rules.

2014-15 (TRANSLYVANIA)

The 6-3 guard played in 25 games for the Pioneers, averaging 4.8 points and 3.4 rebounds per game.

HIGH SCHOOL

A graduate of Harrison County High School, Pulliam was a five-year member of the varsity basketball team ... During his career, he made the All-10th Region Team three times, was named the district tournament MVP and was a member of the school's 1,000-point club ... Pulliam finished his career at Harrison County fifth in career scoring, third in career 3-point field goals and set a school record for most 3-point field goals made in a game with nine ... An honor-roll student, he was his high school's valedictorian ... Was a member of the BETA Club.

PERSONAL

Son of Bill and Debbie Pulliam... Born April 25, 1995, in Lexington, Kentucky ... Has a brother, Zack ... His pregame superstition is always ending warm-ups on a made shot ... His biggest influences in life are his parents ... Lists his most memorable moment as a player as winning the District title during his junior and senior years of high school.

CAT SCRATCHES

FULL NAME: Joshua Dillon Pulliam
 TWITTER:.....@DPull32
 INSTAGRAM: @dpull32
 PARENTS: Bill and Debbie Pulliam
 DATE OF BIRTH:..... April 25, 1995
 PLACE OF BIRTH:..... Lexington, Ky.
 HIGH SCHOOL COACH:..... Mike Reitz and Larry Kendall
 HIGH SCHOOL MASCOT: Thoroughbreds
 MAJOR: Computer Engineering

14 tai WYNYARD

6-10 | 254 | RS-Freshman | Forward
Auckland, New Zealand | Rangitoto College



2015-16

Midyear enrollee who joined the Wildcats on Dec. 17 ... Became eligible for the Ohio State game on Dec. 18 ... Did not play in any games in 2015-16 and ended up redshirting ... Played for the New Zealand National Team in the 3-on-3 World Championships for a second straight year.

HIGH SCHOOL

Mid-year enrollee who joined the Wildcats on Dec. 17 after graduating from Rangitoto College in Auckland, New Zealand ... Became the youngest player ever to make the New Zealand National Team when he was named to the team at 16 years old ... Named the most valuable player of the FIBA 3-on-3 World Championships after leading New Zealand to a gold medal ... Tabbed the MVP of his high school nationals in New Zealand after leading his team to the high school national championship ... Member of the World Team that defeated USA Basketball in the 2015 Nike Hoop Summit ... Played in the 2014 International Jordan Brand Classic.

PERSONAL

Son of Jason and Karmyn Wynyard ... Born Feb. 5, 1998 ... Has a brother, Tautoko, and a sister, Moananui ... His father is a world-champion lumberjack who owns more than 150 individual world titles ... He's also a lumberjack and considers his axe his most prized possession ... His mother played college basketball at the Division II level ... His greatest fear is the dark ... He chose No. 14 because No. 17, his high school number, isn't available in college ... He says his father has been the greatest influence in his life.

CAT SCRATCHES

FULL NAME: Tai Wynyard
TWITTER:..... @WynyardTai
INSTAGRAM: @taiwynyard
PARENTS: Karmyn and Jason Wynyard
DATE OF BIRTH:..... Feb. 5, 1998
PLACE OF BIRTH:..... Auckland, New Zealand
HIGH SCHOOL COACH:..... Vienny Stone
HIGH SCHOOL MASCOT: Rangers
MAJOR: Undergraduate Studies



bam ADEBAYO

6-10 | 260 | Freshman | Forward
Little Washington, N.C. | High Point Christian Academy



HIGH SCHOOL

Named a McDonald's All-American and participated in the Jordan Brand Classic game ... Tabbed to the second team of the All-USA Boys Basketball Team ... McDonald's All-American Game Morgan Wootten Player of the Year finalist ... Made the Naismith All-America Second Team ... Tabbed the North Carolina Gatorade Player of the Year ... Joins Kentucky out of High Point Christian Academy in High Point, North Carolina, where he averaged 18.9 points and 13.0 rebounds his senior season ... He led High Point Christian Academy to an appearance in the state title game ... Ranked in the top 10 by ESPN (No. 5) and Rivals (No. 7) ... Scout (No. 11) and 247Sports (No. 12) tabbed him as a top-15 prospect in the 2016 class ... Ranked No. 8 overall in the Recruiting Services Consensus Index ... Has USA Basketball experience and was named a MaxPreps All-American in 2013 ... An honor-roll student ... Also was a member of the poetry club ... Was a member of the Kids Hoops service project.

PERSONAL

Born July 18, 1997, in Newark, New Jersey ... He is the son of Mariyln Blount and John Adebayo ... His definition of a true hero is Martin Luther King Jr. ... One thing most people don't know about him is his love for Katy Perry ... He chose his jersey number as a nod to his younger "brother" Jabari ... The most influential person in his life is his mother ... Chose Kentucky over NC State, Auburn and Kansas.

CAT SCRATCHES

FULL NAME:Edrice Femi Adebayo
 TWITTER:.....@IAmBam13_
 INSTAGRAM:@bam1of1
 PARENTS: Mariyln Blount and John Adebayo
 DATE OF BIRTH:..... July 18, 1997
 PLACE OF BIRTH:..... Newark, N.J.
 HIGH SCHOOL COACH:.....Brandon Clifford
 HIGH SCHOOL MASCOT: Cougars
 MAJOR: Undergraduate Studies

20 brad CALIPARI

6-0 | 178 | Freshman | Guard
Franklin Lakes, N.J. | MacDuffie School



HIGH SCHOOL

Joined Kentucky after a productive final season at the MacDuffie School in Massachusetts ... The 6-foot guard spent the last two seasons at MacDuffie after starting his high school career at Lexington Christian Academy ... Developed into a sharpshooter during his final season at MacDuffie, where he shot a team-high 47 percent from behind the 3-point line ... Averaged 15.3 points, 3.6 assists and 2.6 rebounds per game as a senior ... Finished his career as a 1,000-point scorer ... Was the MVP of the 2016 HoopHall Classic ... Chosen for the 2016 Kentucky Derby Festival Basketball Classic, where he scored nine points on three 3-pointers to go along with four rebounds ... In January, played against incoming UK signee Wenyen Gabriel and scored 17 points on five made 3-pointers, while leading his team to a 69-61 victory over Gabriel's squad from Wilbraham and Monson Academy (Massachusetts) ... Also played golf ... Earned academic honors for art, specializing in drawing.

PERSONAL

Born Nov. 11, 1996, in Franklin Lakes, New Jersey ... The son of John and Ellen Calipari ... Has two older sisters, Erin and Megan ... His definition of a true hero is anyone who is a servant leader ... Lists Spongebob as his favorite show ... His father is the most influential person in his life ... Chose Kentucky over UMass.

CAT SCRATCHES

FULL NAME: Bradley Vincent Calipari
 TWITTER:..... @bradcalipari
 INSTAGRAM: @bradcalipari
 PARENTS: John and Ellen Calipari
 DATE OF BIRTH:..... Nov. 11, 1996
 PLACE OF BIRTH:..... Franklin Lakes, N.J.
 HIGH SCHOOL COACH:..... Jaque Riveria
 HIGH SCHOOL MASCOT: Mustangs
 MAJOR: Business/Marketing



de'aaron
FOX

6-3 | 187 | Freshman | Guard
Houston | Cypress Lakes



HIGH SCHOOL

Named to the All-USA Boys Basketball team as a first-team selection ... Also made the Naismith All-America First Team ... Naismith High School Player of the Year finalist ... Also a McDonald's All-American and participated in both the Jordan Brand Classic game and the Nike Hoop Summit ... Shared MVP honors at the Jordan Brand Classic with fellow UK signee Malik Monk after scoring a game-high 23 points on 8-of-16 shooting to go along with five rebounds ... Led Cypress Lakes (Katy, Texas) with a pair of back-to-back 40-point performances in the Texas high school state playoffs before falling in the regional finals ... During the regular season he scored 30 or more points in 20 games, 40 or more eight times and even hit the 50-point mark in February ... Three-time all-state performer ... Tabbed the Texas Gatorade High School Player of the Year in 2016 ... Three-time all-region selection and twice was tabbed the district's most valuable player ... Named his district's newcomer of the year in 2013 ... Led Cypress Lakes to three consecutive district championships ... Ranked as the No. 6 overall player by Scout, Rivals, ESPN and 247Sports ... Ranked No. 6 overall in the Recruiting Services Consensus Index ... Participated in the 2015 USA Basketball Junior National Team minicamp ... Made the 2015-16 USA Basketball Men's Junior National Team in September 2015 ... Competed with the Houston Hoops on the AAU circuit ... Earned academic all-district accolades.

PERSONAL

Born Dec. 20, 1997, in New Orleans ... Son of Aaron Fox and Lorraine Harris-Fox ... Has one brother, Quentin ... Nicknamed "Fox" and "Swipa" ... His mom played basketball at Arkansas-Little Rock ... Chose his jersey number because he feels like you should fear no one ... Besides basketball, he lists gaming as a hobby ... Chose Kentucky over Kansas, Louisville and LSU.

CAT SCRATCHES

FULL NAME: De'Aaron Martez Fox
 TWITTER: @Swipathef0x
 INSTAGRAM: @swipathefox
 PARENTS: Aaron Fox and Lorraine Harris-Fox
 DATE OF BIRTH: Dec. 20, 1997
 PLACE OF BIRTH: New Orleans
 HIGH SCHOOL COACH: Emmanuel Olatunbosun
 HIGH SCHOOL MASCOT: Spartans
 MAJOR: Undergraduate Studies

wenyen GABRIEL

6-9 | 213 | Freshman | Forward
Manchester, N.H. | Wilbraham & Monson Academy



HIGH SCHOOL

Forward who averaged 22.0 points, 14.0 rebounds, 7.0 blocks and 6.3 assists at Wilbraham & Monson Academy in Wilbraham, Massachusetts, as a senior ... Made the Naismith All-America Third Team ... A two-time most valuable player for Wilbraham & Monson Academy ... Suited up for Mass Rivals on the AAU circuit ... A 1,000-point scorer in high school ... Participated in the Jordan Brand Classic game and was a member of the Nike Hoop Summit ... Ranked as high as No. 12 in the national rankings by Scout ... Rivals tabbed him at No. 13 overall and ESPN and 247Sports rated him as the No. 14 player in the 2016 class ... Ranked No. 8 overall in the Recruiting Services Consensus Index ... Named to the 2016 USA Junior National Select Team.

PERSONAL

Born March 26, 1997, in Khartoum, Sudan ... Son of Rebecca Gak and Makuar Gob ... Sister, Karima, played basketball at Boston College ... Chose his jersey number in honor of a cousin who passed away when he was younger ... A talent he lists he would most like to have is the ability to rap ... Lists watching anime as a hobby outside of basketball ... His definition of a true hero is someone who fights for those who cannot ... Chose Kentucky over Duke, Connecticut and Maryland.

CAT SCRATCHES

FULL NAME:Wenyen Gabriel
TWITTER:.....@WenyenGabriel
INSTAGRAM:@wenyengabriel
PARENTS: Rebecca Gak and Makuar Gob
DATE OF BIRTH:..... March 26, 1997
PLACE OF BIRTH:..... Khartoum, Sudan
HIGH SCHOOL COACH:..... Mike Mannix
HIGH SCHOOL MASCOT: Titans
MAJOR: Undergraduate Studies



sacha KILLEYA-JONES

6-10 | 230 | Freshman | Forward
Chapel Hill, N.C. | Virginia Episcopal



HIGH SCHOOL

Suited up as a McDonald's All-American in 2016 ... A double-double machine during his final season at Virginia Episcopal in Lynchburg, Virginia, posting 13 games with at least 20 points and at least 10 rebounds ... A two-time all-state selection ... Named the state's player of the year as a senior ... Hauled in conference player of the year and Super 64 MVP honors in his final campaign ... A 1,000-point scorer for Virginia Episcopal School ... Led the team to a state championship as a senior ... Participated with Team Felton on the AAU circuit and led his team to back-to-back national championships ... A consensus top-10 forward in the class of 2016 ... Rivals, ESPN and 247Sports all ranked him No. 24 overall in their national rankings ... Scout tabbed him at No. 27 ... Ranked No. 21 overall in the Recruiting Services Consensus Index ... Was a top-tier football player and was a Junior Rank Eighth Grade All-American quarterback before giving up the sport as a sophomore in high school.

PERSONAL

Born Aug. 10, 1998, in Highland Park, New Jersey ... His parents are Ley Killeya-Jones and Reggie Jones ... Has one brother, Stefan ... He is the youngest player on the 2016-17 roster ... He lists his state title and two AAU championships as his most memorable moment as a basketball player ... He chose his jersey number because that has been his number for the last three years ... The one talent he wishes he had would be the ability to sing well ... Chose Kentucky over Kansas, Virginia, North Carolina, Cal and Florida.

CAT SCRATCHES

FULL NAME: Sacha Killeya-Jones
TWITTER:..... @The_SKJ
INSTAGRAM: @the_skj
PARENTS: Reggie Jones and Ley Killeya-Jones
DATE OF BIRTH:..... Aug. 10, 1998
PLACE OF BIRTH:..... Highland Park, N.J.
HIGH SCHOOL COACH:..... Curtis Staples
HIGH SCHOOL MASCOT: Bishops
MAJOR: Communication

malik MONK

6-3 | 200 | Freshman | Guard
Lepanto, Ark. | Bentonville



HIGH SCHOOL

Made the All-USA Boys Basketball Second Team ... Tabbed to the Naismith All-America Second Team ... McDonald's All-American Game Morgan Wooten Player of the Year finalist ... Also a McDonald's All-American and Jordan Brand Classic game participant ... Shared MVP honors with fellow UK signee De'Aaron Fox at the Jordan Brand Classic after posting 22 points, five rebounds, three assists and three steals ... Won the McDonald's 3-point shooting contest and finished second in the dunk contest ... The 2016 Arkansas Gatorade Player of the Year in addition to earning the state's Mr. Basketball award ... An all-state player ... Considered the top shooting guard in the class and a consensus five-star prospect ... Ranked No. 9 overall by Rivals and ESPN ... 247Sports rated him as the No. 10 player overall and Scout tabbed him at No. 13 ... Ranked No. 9 overall in the Recruiting Services Consensus Index ... Averaged 28.6 points, 7.5 rebounds and 4.4 assists as a senior ... Season highlights include a single-game school scoring record with 53 points ... Named to the 2015-16 USA Basketball Men's Junior National Team in September ... Led Bentonville to the state championship game ... Suited up for the Arkansas Wings on the AAU circuit.

PERSONAL

Born Feb. 4, 1998, in Jonesboro, Arkansas ... He is the son of Jackie Monk and Michael Scales ... Has one brother, Marcus ... Marcus was an NFL wide receiver of the Chicago Bears and played for the University of Arkansas ... Marcus also played college basketball at Arkansas ... A cousin, Rashad Madden played basketball for Arkansas, and his uncle, Chuck Monk, played running back for Arkansas State ... Lists his mom and brother as the most influential people in his life ... Chose his jersey number because "on the fifth day of the Creation, God made the animals" and he loves learning about animals ... Activities he enjoys outside of basketball include fishing and riding on four wheelers ... Chose Kentucky over Arkansas, Kansas and Oregon.

CAT SCRATCHES

FULL NAME: Malik Ahmad Monk
TWITTER:..... @AhmadMonk
INSTAGRAM: @ahmad_monk
PARENTS: Jackie Monk and Michael Scales
DATE OF BIRTH:..... Feb. 4, 1998
PLACE OF BIRTH:..... Jonesboro, Ark.
HIGH SCHOOL COACH:..... Jason McMahan
HIGH SCHOOL MASCOT: Tigers
MAJOR: Undergraduate Studies





UK



COACHES

AND STAFF



john CALIPARI

Head Coach | Eighth Season
Hired: March 31, 2009



A “players-first” coach with a penchant for helping people reach their dreams, John Calipari, a Naismith Memorial Basketball Hall of Famer, has guided six teams to the Final Four, led one to a national championship and helped 39 players earn selection in the NBA Draft during his 24-year college coaching career.

From UMass to Memphis and now Kentucky, Calipari’s career has been successful throughout, but his most recent run in Lexington has been the best stretch of his career.

In advancing to the 2015 Final Four, Coach Cal became one of just three coaches all-time to make four Final Fours in a five-year span, joining Mike Krzyzewski and John Wooden as the other coaches to achieve that feat. Twice at UK (in 2012 and in 2015) his teams have won 38 games, tying his 2008 Memphis team for the most wins in college basketball history.

At the end of the 2014-15 season, Calipari became the 96th coach to join the Naismith Memorial Basketball Hall of Fame, considered to be one of the ultimate achievements in the game.

Calipari reached the mountaintop in his third year in Lexington, guiding Kentucky to its eighth national championship and his first national title. He is one of only two coaches to lead three different schools to a Final Four (UMass-1996; Memphis-2008; Kentucky-2011, 2012, 2014, 2015).

The Wildcats rode the trademark hard-nosed Calipari defense to the 2012 title, finishing the season as the nation’s top-ranked team in field-goal percentage defense and blocked shots.

Kentucky lost three members of its 2011 Final Four team (two to the draft, one to graduation), but Calipari reloaded with the nation’s top-ranked recruiting class for the third straight season. Included

in the class were eventual National Player of the Year Anthony Davis and All-American Michael Kidd-Gilchrist.

En route to the national championship, Calipari guided the Wildcats to an NCAA record-tying 38 wins, a perfect 16-0 mark in the Southeastern Conference and an SEC Tournament championship, all while extending his winning streak in Rupp Arena to 51 straight games. Calipari later extended his perfect mark at home as UK’s coach to 54 games before finally losing in his fourth year at Kentucky.

Upon being named head coach on April 1, 2009, Calipari continued to work his magic of resurrecting once proud programs, taking an NIT team in 2009 to the 2010 NCAA Elite Eight. Along the way he led the Wildcats to a No. 1 ranking (UK’s first since 2003), and an SEC regular-season and tournament championship.

The honors continued after the 2009-10 season as Calipari became the first coach in UK history to receive the Adolph Rupp National Coach of the Year award. He then watched as five of his players were

BIO BLAST

TWITTER/INSTAGRAM:..... @UKCoachCalipari
DATE OF BIRTH:..... Feb. 10, 1959
HOMETOWN: Moon Township, Pa.
WIFE:Ellen Calipari
CHILDREN:..... Erin Sue, Megan Rae,
..... Bradley Vincent
EDUCATION:.....Clarion, 1982
MAJOR: Marketing

COACHING AWARDS

- 2015 Naismith Memorial Basketball Hall of Fame Inductee
- 2015 Associated Press National Coach of the Year
- 2015 Naismith National Coach of the Year
- 2015 NABC National Coach of the Year
- 2015 The Sporting News National Coach of the Year
- 2015 Adolph Rupp National Coach of the Year
- 2015 SEC Coach of the Year (AP/Coaches)
- 2015 USBWA District IV Coach of the Year
- 2012 Nell & John Wooden Coach of the Year Leadership Award
- 2012 Naismith National Coach of the Year Finalist
- 2012 SEC Coach of the Year (AP/Coaches)
- 2010 Adolph Rupp National Coach of the Year
- 2010 Naismith National Coach of the Year Finalist
- 2010 SEC Coach of the Year (AP)
- 2010 Sporting News SEC Coach of the Year
- 2010 Yahoo! Sports SEC Coach of the Year
- 2010 USBWA District IV Coach of the Year
- 2009 NABC National Co-Coach of the Year
- 2009 Sports Illustrated National Coach of the Year
- 2009 Phelan National Coach of the Year
- 2009 Iba National Coach of the Year Finalist
- 2009 C-USA Coach of the Year
- 2008 Naismith National Coach of the Year
- 2008 C-USA Coach of the Year
- 2008 Iba National Coach of the Year Finalist
- 2008 Phelan National Coach of the Year Finalist
- 2007 Phelan National Coach of the Year Finalist
- 2007 USBWA District IV Coach of the Year
- 2007 Basketball Times S. Region Coach of the Year
- 2006 C-USA Coach of the Year
- 2004 NABC District VII Coach of the Year
- 1996 Naismith National Coach of the Year
- 1996 NABC National Coach of the Year
- 1996 The Sporting News National Coach of the Year
- 1996 Atlantic 10 Coach of the Year
- 1995 Naismith National Coach of the Year Finalist
- 1994 Naismith National Coach of the Year Finalist
- 1994 Atlantic 10 Coach of the Year
- 1993 USBWA District I Coach of the Year
- 1993 Atlantic 10 Coach of the Year
- 1992 Eastern Basketball Coach of the Year

selected in the first round of the 2010 NBA Draft, the first time a school has ever produced five first-round picks in a single draft. Among those picks was the first Wildcat ever taken as the No. 1 overall pick, John Wall.

In his inaugural season as head coach of the Wildcats, Calipari posted his fifth straight 30-win season, the only coach in NCAA Division I history to do so. In addition to the Adolph Rupp National Coach of the Year award, Calipari was also named the Associated Press SEC Coach of the Year.

When he led Kentucky back to the No. 1 spot in the country, Calipari became one of only two coaches (Frank McGuire) in NCAA history to lead three teams to a No. 1 ranking. He led UMass to a No. 1 ranking in 1995 and 1996, and he led Memphis to the No. 1 spot in the 2008 season.

In his second year in 2010-11, a season that was labeled as a “rebuilding effort,” one in which Calipari and the Cats were supposed to struggle after losing an unprecedented five first-round picks in the 2010 NBA Draft, Kentucky reloaded as Calipari guided UK

to another SEC Tournament championship and collected his 500th career on-court win.

Coaching the youngest team in the nation in 2013-14, Calipari guided Kentucky back to the Final Four for the third time in four seasons, coming up just one win short of his second national championship.

Calipari and the Cats reached the championship game in what some national pundits called one of the greatest NCAA Tournament runs of all-time. Seeded No. 8 in a region analysts called “the region of doom,” UK knocked off previously undefeated and top-seeded Wichita State, downed defending national champion and archrival Louisville, and defeated defending national runner-up and Big 10 champion Michigan before edging Wisconsin in the Final Four. UK became the first team ever to knock off three of the previous season’s Final Four teams, and the Cats did so starting five freshmen and coming off an appearance in the NIT the season before.

The core of that 2014 Final Four team returned to Lexington for the 2014-15 season and joined one of the nation’s top-ranked recruiting classes, putting Calipari in an unprecedented coaching position. With a roster full of players capable of starting at just about any other school, Coach Cal got his team to share and sacrifice minutes for one another with a two-platoon system and got a collection of future pros to play for one another.

The result was a season unlike anything college basketball had ever seen before. Behind one of the game’s best defensive units ever, the Wildcats became the first team in NCAA history to post a 38-0 record. Among UK’s most notable achievements in 2014-15 were the longest winning streak in program history, the best start ever by an SEC team, and an SEC regular-season and tournament title. The 38 straight wins marked the 17th streak of Calipari’s career where his teams won 10 or more consecutive games during the season, the sixth where they won 20 or more, the fifth where they won 25 or more, the first where they won 30 or more, and the first where they won 35 or more. In the process, Calipari also notched his 600th on-court victory, becoming the 13th active Division I coach to achieve the feat.

Though he deferred all the credit to his players for allowing the season to happen, Calipari raked in a handful of national coach of the year awards nonetheless, including honors from the AP (his first), Naismith (his third, becoming the first coach to win it at multiple programs), National Association of Basketball Coaches (his third), Sporting News and the Adolph Rupp Award (his second).

In his most recent season as head coach, in 2015-16, Calipari replaced his top seven scorers, who went on to the NBA, and still led the Wildcats to their 47th regular-season SEC title and their 29th SEC Tournament crown. Tyler Ulis was tabbed an NCAA Consensus First Team All-American, becoming the shortest player to earn the distinction since 1958. Meanwhile, Calipari captured his 200th career win at Kentucky in his 240th game, becoming the second-fastest Division I men’s basketball coach to reach 200 victories at a single school. He’s currently the only coach in NCAA history with at least 189 victories at three different schools.

As someone who prides himself on helping young men reach their dreams, he has helped 39 players earn selection in the NBA Draft during his college coaching career, including 28 over his first seven seasons at Kentucky. The 28 picks over that seven-season span is more than double any other coach.

In 2010, five of his UK players were selected in the



first round for the first time in NBA history. He followed that up with four players in the draft in 2011, six players in 2012 — the most in a two-round draft — two in 2013, two in 2014, another six in 2015, and three in 2016. The 2015 haul included four lottery picks, tying the most in NBA history.

Overall, he’s churned out 28 NBA draft picks, 21 first-rounders, three No. 1 overall selections, 11 top-10 picks and 14 lottery selections at Kentucky. Since the 2008 draft, 33 of Coach Cal’s players have been taken in the NBA Draft, including 23 first-rounders. Calipari has produced a top-10 pick in nine straight drafts. No other school has had a first-rounder in each of the last nine drafts.

Included in Calipari’s NBA success are four No. 1 overall picks (Derrick Rose, Karl-Anthony Towns, Wall and Davis) over an eight-year period. No other coach has had more than two No. 1 picks, and 2012 was the first time two players from the same team (Davis and Kidd-Gilchrist) were taken with the top two picks in the draft.

Another way to look at Calipari’s phenomenal ability to put players in the NBA: 28 of the 41 players

CALIPARI AT NO. 1

RECORD AS TOP-RANKED COACH SINCE 2009-10

	COACH	SCHOOLS	RECORDS
1.	John Calipari	Kentucky	66-6
2.	Bill Self	Kansas	37-6
3.	Mike Krzyzewski	Duke	24-4
4.	Jim Boeheim	Syracuse	15-4
5.	Tom Crean	Indiana	14-3
6.	Thad Matta	Ohio State	13-2
7.	Sean Miller	Arizona	12-1
8.	Billy Donovan	Florida	11-1
9.	Tom Izzo	Michigan State	9-2
10.	Roy Williams	North Carolina	8-2

RECORD AS TOP-RANKED COACH (ACTIVE)

	COACH	SCHOOLS	RECORDS
1.	Mike Krzyzewski	Duke	189-28
2.	John Calipari	UK, Memphis, UMass	107-11
3.	Roy Williams	UNC, Kansas	95-18
4.	Bill Self	Kansas	39-7
5.	Bruce Weber	Illinois	30-2
6.	Jim Boeheim	Syracuse	24-5
7.	Thad Matta	Ohio State	22-3
8.	Bob Huggins	Cincinnati	20-4
9.	Tom Crean	Indiana	14-3
10.	Sean Miller	Arizona	12-1



JOHN CALIPARI

who have finished their college careers at Kentucky under Calipari have been selected in the NBA Draft, a staggering 68.3-percent success rate. Of the 18 players at UK who have declared for the NBA Draft after their freshman seasons, all 18 have been first-round picks. Calipari is 22 for 22 in that regard if you include his Memphis players.

Calipari's players have entered the league NBA-ready. Rose was named MVP in 2011, three players have been tabbed All-NBA (Rose, Davis and DeMarcus Cousins), three have been named NBA Rookie of the Year (Rose, Tyreke Evans and Towns), and 10 players from Calipari's first six teams at Kentucky have made the NBA All-Rookie teams.

Much like he did at UMass, when his players graduated at nearly 80 percent, Calipari has stressed academics. Fifteen of his final 18 seniors who came through the Memphis program earned their bachelor's degrees, and all 14 players at UK who were eligible to graduate by the end of their senior years in the Calipari era have graduated, including three play-

ers (Patrick Patterson, Jarrod Polson and Alex Poythress) who earned their degree in just three years.

In seven of the last 11 semesters, Calipari's teams have posted a combined team grade-point average of 3.0 or better. In 2016, Kentucky earned a perfect four-year composite Academic Progress Rate score of 1,000. It was also the second consecutive year in which UK earned a perfect one-year score and received an NCAA award for ranking in the top 10 percent of the country in the APR for men's basketball. Each of Calipari's teams have far surpassed the Division I average APR score over the last eight years.

After bringing the University of Massachusetts basketball program to national prominence in the '90s and resurrecting the Memphis basketball program in the 2000s, Calipari became the 22nd coach in UK history and seventh in the last 80 years.

Calipari's overall on-court record is 662-187 (.780) following his seventh season at UK. He entered the 2015-16 season with the third-highest winning percentage among active NCAA Division I coaches with

five years of experience at college basketball's Division I level, trailing only Mark Few and Roy Williams.

Calipari is one of only two coaches (Williams) in NCAA Division I history to have 400 or more wins in his first 16 years as a head coach, and his 173 victories from 2008-12 are the most ever for a coach over a five-year span in Division I history. Since the 2005-06 season, he has the best winning percentage among all Division I coaches. On the NCAA Division I list for best on-court winning percentage to start a career (minimum 10 years), Calipari entered the 2016-17 season in fifth place and ahead of Krzyzewski, Bill Self, Jim Boenheim, Bob Huggins, Lute Olson, Dean Smith and Phog Allen.

His nine 30-win seasons are third most for a head coach in NCAA Division I history, and he is the first coach in NCAA Division I history to record five straight on-court 30-win seasons. For his college career (24 years), Calipari has 22 20-win seasons and 15 25-win campaigns. The 22 consecutive 20-win seasons is the second-longest streak in NCAA history,



John Calipari was inducted into the Naismith Memorial Basketball Hall of Fame in 2015.

CALIPARI'S DRAFT PICKS

In 24 seasons as a head coach, John Calipari has coached 39 NBA Draft picks, including 27 first-round selections, with 15 of those going in the top 10. He's had four players draft No. 1 overall, twice as many as any other coach. Here's a list of all of his draft picks:

PLAYER (SCHOOL)	ROUND	OVERALL	YEAR
Eric Bledsoe (UK)	First	18th	2010
Devin Booker (UK)	First	13th	2015
Antonio Burks (MEM)	Second	36th	2004
Marcus Camby (UMASS)	First	2nd	1996
Rodney Carney (MEM)	First	16th	2006
DeMarcus Cousins (UK)	First	5th	2010
Willie Cauley-Stein (UK)	First	6th	2015
Anthony Davis (UK)	First	1st	2012
Joey Dorsey (MEM)	Second	33rd	2008
Chris Douglas-Roberts (MEM)	Second	40th	2008
Robert Dozier (MEM)	Second	60th	2009
Tyreke Evans (MEM)	First	4th	2009
Archie Goodwin (UK)	First	29th	2013
Josh Harrellson (UK)	Second	45th	2011
Andrew Harrison (UK)	Second	44th	2015
Dakari Johnson (UK)	Second	48th	2015
Terrence Jones (UK)	First	18th	2012
Enes Kanter (UK)	First	3rd	2011
Michael Kidd-Gilchrist (UK)	First	2nd	2012
Brandon Knight (UK)	First	8th	2011
Skal Labissiere	First	28th	2016
Doron Lamb (UK)	Second	42nd	2012
DeAndre Liggins (UK)	Second	53rd	2011
Trey Lyles (UK)	First	12th	2015
Darius Miller (UK)	Second	46th	2012
Jamal Murray (UK)	First	7th	2016
Nerlens Noel (UK)	First	6th	2013
Daniel Orton (UK)	First	29th	2010
Patrick Patterson (UK)	First	14th	2010
Julius Randle (UK)	First	7th	2014
Lou Roe (UMASS)	Second	30th	1995
Derrick Rose (MEM)	First	1st	2008
Marquis Teague (UK)	First	29th	2012
Karl-Anthony Towns (UK)	First	1st	2015
Tyler Ulis (UK)	Second	34th	2016
Dajuan Wagner (MEM)	First	6th	2002
John Wall (UK)	First	1st	2010
Shawne Williams (MEM)	First	17th	2006
James Young (UK)	First	17th	2014

trailing only Dean Smith, who had 27.

His NCAA Tournament record is 48-16, a .750 winning percentage. His six Final Four appearances are tied for seventh most by a coach all-time, and his 11 straight NCAA Tournament wins prior to the 2014 national championship loss was the longest winning streak in the tournament since the Florida Gators won 12 straight in 2006 and 2007.

Calipari got his first taste of international basketball when he accepted the head coaching position of the Dominican Republic National Team in 2011. His impact on the country was immediate and unprecedented.

In his first year with the team, Coach Cal led the Dominican Republic to a bronze-medal finish at the 2011 FIBA Americas Championship in Mar del Plata, Argentina, defeating archrival Puerto Rico and world power Brazil along the way. The Dominicans came within one win in the semifinal round of qualifying for the country's first-ever appearance in the Olympics. The third-place finish secured a spot at the 2012 FIBA World Olympic Qualifying Tournament as one of 12 teams vying for three open spots to the 2012 Olympic Games in London. There, again, the Dominicans came within one win of making history and qualifying for the Olympics.

Calipari also led the Dominican Republic to a gold medal at the 2012 Centrobasket. It was the first

Centrobasket title in eight years for the Dominican Republic and just the third in the country's history.

Coach Cal started his head-coaching career at UMass in 1988-89, guiding a struggling program to the top of college basketball, capped off by a Final Four appearance in 1996.

At 29, when he was named head coach, Calipari began building a program from the ground up, going 10-18 his first season before posting a 17-14 record his second year (receiving a bid to the NIT). The Minutemen won their first Atlantic 10 championship in 1992 with a 30-5 record, including a 13-3 mark in league play. With a 77-71 overtime win over Syracuse in an East Regional second-round game, UMass made its first NCAA Sweet 16 appearance.

From there, the program skyrocketed under Coach Cal.

Calipari compiled a 193-71 on-court record (.731) during his eight-year career at Massachusetts, including a 108-44 mark (.684) in A-10 play. In addition to five straight NCAA Tournaments and a Final Four appearance in 1996, UMass also made two appearances in the NIT, advancing to the NIT semifinals in 1991. The 1990-91 season was the first of six straight seasons in which the Minutemen won at least 20 games.

In his final season at UMass, Calipari was named the 1996 Naismith National Coach of the Year and The Sporting News National Coach of the Year. He

was also named the A-10 Coach of the Year for the third time in four years, as well as Basketball Times East Region Coach of the Year.

During the Minutemen's 35-2 Final Four season in 1995-96, UMass posted wins over Kentucky, Maryland, Wake Forest, Georgia Tech, Syracuse, Virginia Tech and Louisville. UMass ended the regular season ranked No. 1 in the nation in the final regular-season poll after being the top-ranked team for nine weeks earlier in the year. The Minutemen also won

THE CALIPARI FILE

COACHING CAREER

Kansas, assistant coach	1983-85
Pittsburgh, assistant coach	1986-88
Massachusetts, head coach	1989-96
New Jersey Nets (NBA), head coach	1997-99
Philadelphia 76ers (NBA), assistant coach	2000
Memphis, head coach	2001-09
Kentucky, head coach	2010-pres.

UMASS, HEAD COACH

1988-89	10-18
1989-90	(NIT) 17-14
1990-91	(NIT Final Four) 20-13
1991-92	(A-10 Champ (R/T); NCAA Sweet 16) 30-5
1992-93	(A-10 Champ (R/T); NCAA 2nd Rd.) 24-7
1993-94	(A-10 Champ (R/T); NCAA 2nd Rd.) 28-7
1994-95	(A-10 Champ (R/T); NCAA Elite Eight) 29-5
1995-96*	(A-10 Champ (R/T); NCAA Final Four) 31-1
Totals:	189-70

NEW JERSEY NETS, HEAD COACH

1996-97:	26-56
1997-98:	(NBA Playoffs) 43-39
1998-99:	3-17
Totals:	72-112

MEMPHIS, HEAD COACH

2000-01	(NIT Final Four) 21-15
2001-02	(C-USA Nat'l Div. Champ; NIT Champ) 27-9
2002-03	(C-USA Nat'l Div. Champ; NCAA) 23-7
2003-04	(C-USA Champ (R); NCAA 2nd Rd.) 22-8
2004-05	(NIT Final Four) 22-16
2005-06	(C-USA Champ (R/T); NCAA Elite Eight) 33-4
2006-07	(C-USA Champ (R/T); NCAA Elite Eight) 33-4
2007-08*	(C-USA Champ (R/T); NCAA Finals) 0-1
2008-09	(C-USA Champ (R/T); NCAA Sweet 16) 33-4
Totals:	214-68

KENTUCKY, HEAD COACH

2009-10	(SEC Champ (R/T); NCAA Elite Eight) 35-3
2010-11	(SEC Champ (T); NCAA Final Four) 29-9
2011-12	(SEC Champ (R); NCAA Champion) 38-2
2012-13	(NIT) 21-12
2013-14	(NCAA Runner-Up) 29-11
2014-15	(SEC Champ (R/T); NCAA Final Four) 38-1
2015-16	(SEC Champ (R/T); NCAA 2nd Rd.) 27-9
Totals	217-47

NCAA Totals: (14 conference titles, 14 NAAs)
..... 620-185

*-season includes games later vacated due to NCAA sanctions; actual on-court records were 35-2 in 1995-96 and 38-2 in 2007-08. NCAA Tournament appearances were also vacated in 1996 and 2008. Actual on-court won-lost record overall is 662-187 for a .780 winning percentage.

TOP 10 BEST CAREER STARTS BY WINS

24 Seasons

COACH (TEAMS)	SEASONS	W	L	Pct.
Roy Williams (Kansas, North Carolina)	1989-2012	675	169	.800
John Calipari (UMass, Memphis, Kentucky)*	1989-96, 2001-09, 10-15	662	187	.780
Jerry Tarkanian (Long Beach St., UNLV)	1969-92	625	122	.837
Jim Boeheim (Syracuse)	1977-2000	575	199	.743
Bob Huggins (Walsh, Akron, Cincinnati)	1981-2005	567	199	.740
Denny Crum (Louisville)	1972-95	565	212	.727
Rick Pitino (Hawaii, Boston, Providence, UK, Louisville)	1976, 79-83, 86-87, 90-97, 2002-09	554	201	.734
John Thompson (Georgetown)	1973-96	553	208	.727
Mike Krzyzewski (Army, Duke)	1976-99	542	214	.717
John Chaney (Cheyney, Temple)	1973-96	540	188	.742

* Includes on-court wins

TOP 10 BEST CAREER STARTS BY WINNING PCT.

24 Seasons

COACH (TEAMS)	SEASONS	W	L	Pct.
Adolph Rupp (Kentucky)	1931-52, 54-55	520	86	.858
Jerry Tarkanian (Long Beach St., UNLV)	1969-92	625	122	.837
Roy Williams (Kansas, North Carolina)	1989-2012	675	169	.800
Henry Iba (Northwest Mo. St., Colorado, Oklahoma St.)	1930-1953	516	139	.788
John Calipari (UMass, Memphis, Kentucky)*	1989-96, 2001-09, 10-16	662	187	.780
Dean Smith (North Carolina)	1962-85	551	165	.770
Frank Kearney (Rhode Island)	1922-45	333	104	.762
Phog Allen (Baker, Kansas, Haskell, Central Mo., Kansas)	1906-09, 13-32	370	116	.761
Nat Holman (CCNY)	1920-43	277	91	.753
Jim Boeheim (Syracuse)	1977-2000	575	199	.743

* Includes on-court wins





JOHN CALIPARI

The Wildcats have signed more top-25 players over the past seven seasons than any other school under John Calipari's leadership. A quarter of all Rivals' top-10 prospects nationally over the past eight classes have signed with Coach Cal and the Cats.

PLAYER (YEAR)	ESPN	RIVALDS	SCOUT	MCD	JB
Edrice Adebayo ('16)	5	7	11	Y	Y
Brad Calipari ('16)	NR	NR	NR		
De'Aaron Fox ('16)	6	6	6	Y	Y
Wenyen Gabriel ('16)	14	13	12		Y
Sacha Killeya-Jones ('16)	24	24	27	Y	
Malik Monk ('16)	9	9	13	Y	Y
Tai Wynyard ('16)	NR	NR	NR		
Isaiah Briscoe ('15)	13	9	15	Y	Y
Isaac Humphries ('15)	49*	35*	50		
Skal Labissiere ('15)	11	4	3		Y
Charles Matthews ('15)	47	57	62		Y
Jamal Murray ('15)	NA^	9	12		
Devin Booker ('14)	18	30	31	Y	Y
Trey Lyles ('14)	7	8	8	Y	Y
Karl Towns ('14)	6	11	11	Y	Y
Tyler Ulis ('14)	33	33	29	Y	Y
Aaron Harrison ('13)	9	7	6	Y	Y
Andrew Harrison ('13)	5	5	5	Y	Y
Dominique Hawkins ('13)	NR	NR	NR		
Dakari Johnson ('13)	7	9	17	Y	Y
Marcus Lee ('13)	25	19	24	Y	Y
Julius Randle ('13)	3	2	2	Y	Y
James Young ('13)	8	11	11	Y	Y
Derek Willis ('13)	NR	115	NR		
Archie Goodwin ('12)	15	14	14	Y	Y
Willie Cauley-Stein ('12)	40	40	48		
Julius Mays ('12)	NA#	NA#	NA#		
Nerlens Noel ('12)	1	2	1		Y
Alex Poythress ('12)	13	8	7	Y	Y
Twany Beckham ('11)	NA#	NA#	NA#		
Anthony Davis ('11)	1	2	1	Y	Y
Ryan Harrow ('11)	NA#	NA#	NA#		
M. Kidd-Gilchrist ('11)	4	3	6	Y	Y
Marquis Teague ('11)	8	5	8	Y	Y
Kyle Wiltjer ('11)	19	22	24	Y	Y
Terrence Jones ('10)	9	13	8	Y	Y
Enes Kanter ('10)	25	3	3		
Brandon Knight ('10)	4	6	6	Y	Y
Doron Lamb ('10)	29	21	28	Y	Y
Jarrod Polson ('10)	NA@	NA@	NA@		
Stacey Poole, Jr. ('10)	51	33	67		
Eloy Vargas ('10)	NA	NA	NA		
Eric Bledsoe ('09)	NR	23	37		
DeMarcus Cousins ('09)	4	2	3	Y	Y
Darnell Dodson ('09)	NA#	NA#	NA#		
Jon Hood ('09)	92	40	46		
Daniel Orton ('09)	13	22	17		Y
John Wall ('09)	5	1	2		Y
Top-10 Players	18	20	16		
Top-15 Players	22	25	24		
Top-25 Players	29	31	28		
Top-50 Players	34	37	35		
McDonald's All-Americans				25	
Jordan Brand Classic All-Americans					30

* - ranking according to the 2016 class
 ^ - reclassified after final rankings were released
 # - transfer
 @ - joined team as walk-on

their first 26 games of the season, setting a school record for most consecutive wins.

In addition to his Naismith National Coach of the Year honors in 1996, Calipari was a Naismith Coach of the Year finalist in 1994 and 1995. He was the USBWA District I Coach of the Year in 1993.

Calipari left UMass in June of 1996 to become executive vice president of basketball operations and head coach of the New Jersey Nets. He led the Nets to a second-place finish in the NBA's Atlantic Division and the playoffs in 1998, ending a five-year post-season drought for the franchise. The Nets' 17-game turnaround from the previous year was the best that season in the NBA.

He became a member of the Philadelphia 76ers coaching staff in 1999, rejoining head coach Larry Brown, for whom Calipari was an assistant at Kansas.

Calipari returned to the college game in 2000 at Memphis, where he led the Tigers to the 2008 NCAA title game. Memphis' 38 wins in 2007-08 made him the winningest coach for a single season in NCAA history. As a result, Calipari was named Naismith National Coach of the Year for a second time in his career. He is only the second coach to receive the honor multiple times since the award's inception in 1987. Krzyzewski is the other to do so.

Calipari, the 2009 Sports Illustrated National Coach of the Year, led the Tigers to nine straight 20-win campaigns and nine consecutive postseason appearances, the only Memphis coach to do that. He posted 252 on-court wins — 28.0 wins per season — as the Tigers' head coach, making him the winningest coach in school history.

Calipari, who is on the board of directors for the NABC, began his coaching career at Kansas as a volunteer assistant under Ted Owens. In 1983, he was hired as the recruiting coordinator at the University of Vermont, but he was swayed back to the nation's heartland when Brown was hired as head coach at KU. He spent three seasons at Kansas (1982-85) before another three-year stint as an assistant coach to Paul Evans at Pittsburgh (1985-88).

The 57-year-old lettered two years at UNC-Wilmington before transferring to Clarion State. He played point guard at Clarion during the 1981 and 1982 seasons, leading the team in assists and free-throw percentage. The Eagles were ranked in the Division II top 20 both years and participated in the 1981 NCAA Division II Tournament.

Calipari's foundation, The Calipari Foundation, has raised millions of dollars to help the lives of those in need in the Commonwealth and across the country, and in 2010, he used a telethon to raise more than \$1 million for victims of the devastating earthquake in Haiti. He followed that up with another telethon in 2012 that raised \$1 million for victims of Superstorm Sandy.

A year after helping raise \$350,000 for charity during the inaugural UK alumni weekend, Calipari was the driving force behind the more than \$1 million that was donated to local and national organizations

DEVELOPING TALENT

John Calipari hasn't just signed the best talent in the country while he's been at Kentucky; he's been the best at developing that talent and getting it ready for the next level.

Of the 25 top-25 Rivals.com players Kentucky has signed and have completed their college eligibility), 21 were drafted and 18 were selected in the first round. Those draft numbers don't include Isaiah Briscoe or any of the 2016 class, all of whom are still in school.

Of the 18 players who have declared for the NBA Draft after their freshman season at Kentucky, all 18 of them have been selected in the first round. Calipari is 22 for 22 in that regard when including his players from Memphis.

But that's only half the story. Calipari's players don't just make it to the pros; they're better prepared than anyone else. The proof is in the numbers.

Over the course of his career, Calipari's more than 40 NBA pros have made \$1.2 billion in NBA contracts alone, which doesn't include endorsement deals and overseas contracts.

Of the players currently playing in the NBA, they've earned approximately \$1 billion in guaranteed contracts.

during the second annual alumni weekend. Despite the absence of the alumni game — a large generator of the alumni weekend funds — in 2014, he and his basketball fantasy experience matched the \$1 million the following year. Then in 2015, Calipari helped organize an Alumni Game matching UK alums against North Carolina alums. That game, which was broadcast nationally on ESPNU, along with the fantasy experience, raised \$1.5 million with matching funds.

With Rupp Arena under construction in 2016, Calipari held a celebrity softball game during the annual UK alumni weekend. That game, with the fantasy experience, raised approximately \$1.5 million for charity with matching funds, including more than \$450,000 that went to Louisiana flood relief efforts.

Calipari's foundation has also worked with and donated money to Samaritan's Feet, the West Liberty Recovery Fund, 4 Paws for Ability, the Starkey Hearing Foundation, the Urban League of Lexington and the V Foundation. Calipari has also headed up the EverFi Financial Literacy Program, which teaches students across Kentucky the importance of money management.

Author of the New York Times Best Seller "Players First: Coaching from the Inside Out" Calipari is a master of communication and maximizing talent. He lives by the motto "that it's never a matter of how far you have fallen, but instead it's about how high you bounce back."

Calipari and his wife, Ellen, have two daughters, Erin and Megan, and a son, Bradley.

NCAA DIVISION I ACTIVE WINNINGEST COACHES

(On-Court By Percentage - Min. 10 yrs. at Division I level)

NO.	COACH/TEAM	YRS.	PCT.
1.	Mark Few	17	.808
2.	Roy Williams	28	.789
3.	John Calipari	24	.780
4.	Mike Krzyzewski	41	.765
5.	Bill Self	23	.759

SINCE 2005-06...

Since the 2005-06 season, John Calipari's on-court record ranks him as the winningest coach. Totals through the conclusion of the 2015-16 season.

	COACH	RECORD
1.	John Calipari	354-61
2.	Bill Self	338-67
3.	Mike Krzyzewski	322-75
4.	Roy Williams	313-93
5.	Mark Few	307-74

MISCELLANEOUS ON-COURT RECORDS

Overall On-Court Record:662-187 (.780)
March/April Record:145-41 (.780)
NCAA Tournament Record:48-16 (.750)
Record in Conference Games:303-91 (.769)
Record in Conference Tournament:50-12 (.806)

- Calipari owns the most single-season wins with 38, tying his own record (Memphis in '08 and UK in '12) in 2016
- Calipari is one of two coaches (Roy Williams) in NCAA Division I history to have 400 or more wins in the first 16 years as a head coach. Calipari had 416 wins in his first 16 years
- Calipari is the winningest coach in NCAA Division I history for a five-year span with 173 victories (2008-12)
- Calipari is the first coach in NCAA Division-I history to record five straight on-court 30-win seasons. Memphis hit the 30-win plateau from 2006-09
- Calipari is one of only two coaches (Rick Pitino) to lead three different schools to a Final Four
- Calipari is one of only three coaches (John Wooden, Mike Krzyzewski) to go to four Final Fours in five seasons
- Calipari started with a 54-0 record in Rupp Arena as head coach of the Wildcats
- Calipari has 28 players that have been chosen in the NBA Draft (21 first-round picks) over the last seven seasons
- Calipari has more wins (327) in a 10-year period (2006-15) than any other coach in college basketball history
- Calipari is the second-fastest Division I men's basketball coach to reach 200 victories at a single school, behind only LIU-Brooklyn's Claire Bee

CAL IN CONFERENCE

SEC COACHES	CONFERENCE	Tournament	Conference
	CHAMPIONSHIPS	Championships	Coach of the Year
Avery Johnson, Alabama	0	0	0
Mike Anderson, Arkansas	1	1	1
Bruce Pearl, Auburn	7	2	7
Michael White, Florida	3	0	2
Mark Fox, Georgia	4	0	3
John Calipari, Kentucky	14	13	9
Johnny Jones, LSU	1	2	0
Kim Anderson, Missouri	6	4	2
Andy Kennedy, Ole Miss	0	1	2
Ben Howland, Mississippi State	7	5	3
Frank Martin, South Carolina	0	0	1
Rick Barnes, Tennessee	3	1	5
Billy Kennedy, Texas A&M	5	2	4
Bryce Drew, Vanderbilt	4	2	3
TOTALS	55	33	42

CALIPARI VS. ALL OPPONENTS

Alabama 11-3	George Mason 1-0	Missouri 6-2	Southern Cal 3-0
Albany 1-0	Georgetown 2-1	Montana State 1-0	Southern Miss 15-4
Arizona 1-1	George Washington 8-9	Morehead State 2-0	Southwest Texas St. 1-0
Arizona State 0-1	Georgia 11-2	Murray State 1-0	St. Bonaventure 17-1
Arkansas 8-6	Georgia Tech 1-1	Nevada 1-0	St. John's 1-0
Arkansas-Little Rock 3-0	Gonzaga 4-0	New Hampshire 5-0	St. Joseph's 15-5
Arkansas-Pine Bluff 1-0	Grand Canyon 1-0	NJIT 1-0	St. Mary's 1-0
Arkansas State 4-0	Hampton 1-0	New Mexico 1-0	St. Peter's 1-0
Auburn 8-1	Hartford 2-0	New Orleans 1-0	Stanford 3-2
Austin Peay 6-1	Harvard 1-0	North Carolina 5-2	Stony Brook 1-0
Baylor 1-2	Holy Cross 4-1	North Carolina State 1-0	Syracuse 3-2
Belmont 2-0	Houston 17-3	North Texas 1-0	TCU 5-1
Boise State 1-0	Howard 1-0	Northeastern 2-1	Temple 13-11
Boston University 7-1	Illinois 1-1	Notern Kentucky 1-0	Tennessee 13-6
Boston College 2-0	Illinois State 1-0	Northwestern State 2-0	Tennessee Martin 4-0
Bradley 1-0	Indiana 3-2	Notre Dame 2-1	Tennessee Tech 1-0
Bucknell 1-0	Iowa 0-1	Oakland 1-0	Texas 2-2
Buffalo 2-0	Iowa State 2-0	Ohio State 1-2	Texas A&M 5-2
BYU 1-0	Jackson State 2-0	Oklahoma 4-1	Texas Arlington 3-0
Cal State Northridge 1-0	Kansas 3-4	Oklahoma State 0-2	Towson State 1-0
Central Conn. St. 2-0	Kansas State 2-0	Old Dominion 2-0	Tulane 15-0
Charlotte 2-3	Keene State 1-0	Oral Roberts 1-0	Tulsa 11-1
Chattanooga 2-0	Kentucky 2-4	Oregon State 1-0	UAB 14-3
Christian Brothers 2-0	Lafayette (Pa.) 1-0	Pennsylvania 3-0	UCF 6-0
Cincinnati 6-7	Lamar 4-0	Penn State 4-4	UCLA 3-2
Cleveland State 3-0	LaSalle 3-0	Pepperdine 1-0	UNC Asheville 2-0
Coastal Carolina 1-0	LIU-Brooklyn 1-0	Pittsburgh 2-1	UNC Greensboro 1-0
Colorado 1-1	Lipscomb 1-0	Portland 3-0	UNC Wilmington 1-0
Colorado State 1-1	Long Beach State 1-0	Princeton 2-0	USF 9-1
Columbia 1-0	Louisiana-Lafayette 2-0	Providence 3-1	Utah 1-1
Connecticut 2-5	Louisiana Tech 1-1	Purdue 2-1	UTEP 6-0
Coppin State 1-0	Louisville 14-6	Radford 1-0	Vanderbilt 11-4
Cornell 1-0	LSU 9-2	Rhode Island 16-2	Vermont 2-0
Dartmouth 1-0	Loyola 1-0	Rice 4-0	Villanova 2-0
Dayton 1-0	Lowell 2-1	Richmond 1-0	Virginia 0-1
DePaul 4-2	Manhattan 2-0	Rider 1-0	Virginia Tech 2-0
Detroit 1-0	Marist 2-0	Robert Morris 2-1	Wake Forest 2-1
Drexel 2-0	Marshall 6-0	Rutgers 11-4	Washington 1-0
Duke 1-2	Marquette 3-1	Saint Louis 4-3	Western Kentucky 2-0
Duquesne 11-4	Maryland 5-3	Sam Houston State 1-0	West Virginia 12-7
East Carolina 7-0	Massachusetts 1-0	Samford 3-0	Wichita State 1-0
East Tennessee State 3-0	Memphis 1-0	Santa Clara 1-0	Winthrop 2-0
Eastern Kentucky 3-0	Miami (Fla.) 0-1	Savannah State 1-0	Wisconsin 1-1
Eastern Michigan 2-0	Miami (Ohio) 2-0	Seton Hall 1-0	Wisconsin-Milwaukee . . 1-0
Fairfield 1-0	Michigan 1-0	Siena 4-0	Wofford 1-0
Florida 14-5	Michigan State 1-1	SMU 8-0	Wright State 1-0
Florida State 1-1	Middle Tennessee 3-0	South Carolina 11-2	Xavier 2-2
Florida Tech 0-1	Mississippi 12-4	South Connecticut 1-0	Yale 1-0
Fordham 5-0	Mississippi State 9-0	South Florida 1-0	
Furman 1-0	Mississippi Valley St. 1-0	S. Louisiana 1-0	

kenny PAYNE

Associate Head Coach | Seventh Season



Kenny Payne will enter his seventh year with John Calipari and the Kentucky men's basketball program in 2015-16. He was promoted to associate head coach in May of 2014 after serving his first four seasons as an assistant coach. Prior to his arrival at UK he served as an assistant at Oregon for six seasons.

Payne's work with Kentucky's big men has played an instrumental role in UK's NBA Draft success. Payne's development with Anthony Davis and Karl-Anthony Towns helped the Kentucky freshmen go No. 1 overall in their respective drafts.

Payne was also a key in the development of Julius Randle, who was taken seventh overall in the 2014 NBA Draft, Nerlens Noel, who was drafted sixth overall in 2013, Willie Cauley-Stein, who was selected sixth in 2016, and Josh Harrellson, who became a second-round draft pick following a breakout senior campaign in 2011.

Nationally recognized as one of the game's top recruiters, Payne's ability to recruit has continued to flourish at Kentucky. He played a key part in Calipari's last six recruiting classes. The 2011, 2012, 2013 and 2016 classes all ranked No. 1 in the country, according to the Recruiting Services Consensus Index. UK's 2014 class had four McDonald's All-Americans and was rated No. 2 overall. The 2013 class consisted of a record six McDonald's All-Americans and was heralded as one of the best classes ever assembled by many pundits.

Payne hasn't just helped recruit players to Kentucky; he's also helped develop them into stars. In five of the six years since Payne arrived at UK, the Cats have had a post player chosen in the top 10 of the NBA Draft. In all six, at least one has gone in the first round.

Kentucky has advanced to the Final Four in four of the six seasons in which Payne has been on staff, including in 2015, when, in his first year as an associate head coach, Payne helped guide the Wildcats to the first 38-0 record in college basketball history.

Payne's first season as part of the Kentucky staff came during the 2010-11 season as the Wildcats advanced to the Final Four, the first in the Calipari era.

Kentucky then captured the national championship during Payne's second season and Davis was the recipient of numerous national player of the year accolades.

Payne was instrumental in helping lead UK back to the national title game in 2014 behind the play of Randle, an All-American forward who broke fresh-

man records in rebounding, double-doubles and free throws made.

During his tenure at Oregon, Payne helped the Ducks burst onto the national scene with two NCAA Tournament appearances in 2007 and 2008. Oregon also claimed one Pacific-10 Tournament title and three Ducks were selected in the first and second rounds of the NBA Draft under Payne.

During the 2006-07 season, the Ducks recorded an 11-7 Pac-10 record and posted an undefeated mark in nonconference regular-season games, finishing with a 29-8 overall record. That season, Oregon captured the Pac-10 Tournament, and followed the tournament run with an impressive performance at the NCAA Tournament. The Ducks earned a No. 3 seed in the tournament and advanced to the Elite Eight, where they lost to eventual champions Florida.

The Ducks followed their Elite Eight run with another appearance in the 2008 NCAA Tournament. Payne and the Oregon coaching staff then reigned in a top-20 recruiting class for the 2008 season with six highly touted recruits.

Prior to coaching, Payne traveled the globe playing basketball for 10 different professional leagues. In 1989, Payne was chosen in the first round and 19th overall in the NBA Draft, playing four years for the Philadelphia 76ers.

Payne competed in the Continental Basketball Association (Tri-Cities, Washington) and overseas in Italy, Japan, Brazil, the Philippines, Cypress, China and Argentina. He finished his professional career in 2000 following a season with Team Taipans of Cairns in Australia.

A four-year letterwinner at Louisville from 1985-89, Payne joined the Cardinals from Northeast Jones High School in Laurel, Mississippi, where he was a Parade All-American and the state's player of the year.

Payne helped lead Louisville to the 1986 NCAA national championship as a sophomore when he appeared in 34 games and averaged 3.6 points per game. As a senior, Payne averaged 14.5 points and 5.7 rebounds and was named Second Team All-Metro Conference.

By the end of his Louisville career, Payne registered 1,083 points and shot 40 percent from 3-point range.

Payne earned a bachelor of science in sport administration from Louisville in 2003.

He and his wife, Michelle, have two children, Alexis and Alexander.

BIO BLAST

HOMETOWN: Laurel, Miss.
EDUCATION:..... Louisville, 2003
2005-10:..... Oregon, Assistant Coach
2011-14:..... Kentucky, Assistant Coach
2014-PRES:..... Kentucky, Associate Head Coach

tony BARBEE

Assistant Coach | Second Season



Tony Barbee is in his second season as an assistant coach at Kentucky after serving the 2014-15 season as special assistant to the head coach at UK.

In his first season as an assistant coach, Barbee helped the Wildcats to both the Southeastern Conference regular-season and tournament championships. On the road recruiting, he helped secure the No. 1 class in 2016, as designated by the Recruiting Services Consensus Index.

During the 2014-15 season, Barbee served as the special assistant to head coach John Calipari, where he assisted Calipari in a multitude of roles, including game-plan preparation, practice plans and administrative duties within everyday basketball operations. With Barbee's help the Wildcats enjoyed one of the most storied seasons in program history, becoming the first team in NCAA history to begin a season 38-0 while claiming the SEC regular-season and tournament crowns, advancing to the program's fourth Final Four in five seasons, and helping six players go in the NBA Draft.

Barbee was previously the head coach at UTEP and at Auburn and has served as an assistant coach under Calipari for a total of eight seasons in his career.

Barbee played for Calipari at UMass before starting his coaching career as a graduate assistant on the Massachusetts staff in 1995-96. The Minutemen advanced to the NCAA Final Four in Barbee's first season as a member of the coaching staff.

He served as an assistant coach for two seasons at UMass before taking an assistant coaching position at Wyoming. Barbee rejoined Calipari as an assistant at Memphis for six seasons from 2001-06.

The Tigers earned a 20-win season in each of his six years on staff. The Tigers claimed a pair of Conference USA titles and advanced to the NCAA Tournament three times during his tenure, including an Elite Eight run in his final season. During Barbee's tenure at Memphis, the Tigers won 148 games, an average of nearly 25 victories per season.

Memphis produced top-10 recruiting classes in each of Barbee's six years, including the 2001 class that was ranked No. 1 in the country.

Barbee was hired as UTEP's head coach in 2006. During his four-year tenure at the helm of the Miners program, he averaged 20.5 wins per seasons and ex-

ceeded his win total from year to year. His most prolific season at UTEP was his last in which he led the Miners to a 26-7 overall record, a C-USA regular-season title and an NCAA Tournament appearance in 2009-10.

He became Auburn's head coach prior to the start of the 2010-11 season. He spent four seasons as the head coach of the Tigers and has amassed an overall 131-127 record as a head coach.

Prior to Auburn, Barbee had advanced to postseason play in 18 of his 19 seasons as a head coach, assistant coach and player.

As a player, Barbee helped lead the Minutemen to a pair of Atlantic 10 championships and two NCAA Tournaments, including the Sweet 16 in 1992. UMass went 91-39 during his four-year career.

Barbee still ranks among the school's all-time leaders in numerous statistical categories, including scoring with 1,643 points. He was a Second Team All-Atlantic 10 player in 1991 and 1993 and All-Atlantic 10 Freshman Team selection in 1990.

The Indianapolis native played professionally in Spain and France after his playing career at UMass. He earned his bachelor of arts in sports management from UMass in 1993, with a minor in African-American studies.

He and his wife, Holly, have a daughter, Hayden Alexandra, and son, Andrew Marsh.

BIO BLAST

HOMETOWN: Indianapolis
EDUCATION:..... UMass, 1993
1996: UMass, Grad. Asst. Coach
1997-98: UMass, Assistant Coach
1999: Wyoming, Assistant Coach
2000: UMass, Assistant Coach
2001-06: Memphis, Assistant Coach
2007-10: UTEP, Head Coach
2011-14: Auburn, Head Coach
2015: Kentucky,
Special Assistant to the Head Coach
2016-PRES:..... Kentucky, Assistant Coach

joel JUSTUS

Assistant Coach | First Season



Joel Justus enters his first season as an assistant coach after serving two seasons on staff, first as the director of analytics and then as the special assistant to the head coach.

Justus joined the staff for the historic 2014-15 season as the director of analytics. Using Justus' analytics, Kentucky's players bought in to a two-platoon system that helped the Wildcats become one of the most efficient teams in the country, including the most dominant defensive team in recent history, as UK became the first team in college basketball history to start a season 38-0.

Justus analyzed player and team performance, utilizing various stats and data to help develop efficient strategies through video. He developed tools that streamlined the decision-making process of the coaching staff using advanced statistical modeling and analysis.

He also analyzed large data sets to aid the coaching staff's scouting reports as well as postgame analysis. He assisted in day-to-day operations of the program, which included coordinating with NBA

personnel while assisting in many areas of basketball operations.

After successfully integrating analytics into the daily culture of the program, he was elevated to special assistant to the head coach for the 2015-16 season. With his previous responsibilities remaining an active part of his duties, Justus' role expanded to include scouting future opponents, providing strategies to help advance the program and assisting with special projects assigned by Calipari.

Justus came to UK after serving as the head coach at Davidson Day High School in Davidson, North Carolina. In both years at the helm, he guided the Patriots to the Elite Eight in the state tournament.

Prior to his time at Davidson Day, Justus served as the head boys' basketball coach at Woodberry Forest School in Woodberry, Virginia, from 2008-12. During his time at Woodberry Forest, he guided his team to the Virginia Prep League regular-season championship in 2010 while advancing to the Virginia Prep League championship game in consecutive years, a first in more than two decades.

Justus has spent time in college basketball as an assistant coach at Elon University from 2004-08, where he helped guide the Phoenix to a Northern Division title in 2006 and the Southern Conference championship game in 2008.

A 2004 graduate of UNC Wilmington, Justus helped the Seahawks as a student-athlete capture two Colonial Athletic Association titles, made three postseason appearances (NIT in 2001 and NCAA in 2002 and 2003) and was team captain his senior season.

BIO BLAST

HOMETOWN: Winston-Salmen, N.C.
EDUCATION:.....UNC Wilmington, 2004
2004-08: Elon, Assistant Coach
2015: Kentucky, Director of Analytics
2016: Kentucky, Special Assistant
to the Head Coach
PRESENT:..... Kentucky, Assistant Coach

john ROBIC

Special Assistant to the Head Coach | First Season

John Robic is in his first season with the Kentucky basketball program as the special assistant to the head coach. He is a long-time associate of UK head coach John Calipari, including the first seven seasons at Kentucky as an assistant coach.

Robic will remain Calipari's right-hand man. He will continue to scout future opponents, help Calipari game plan, break down film with Calipari, and carry out special projects and assignments from the head coach.

Beginning with their first season together at UMass in 1988-89, where Robic was an assistant under Calipari, the two are entering their 20th season together. It seems as if the Calipari-Robic duo is a proven combination for thrilling basketball seasons.

Similar to those magical years he assisted in at UMass in the 1990s, Robic helped lead Memphis to the program's most storied era in school history in four seasons with the Tigers (2006-09), as well as helping return Kentucky back among the nation's elite since his arrival in Lexington.

Robic helped the Wildcats post a 35-3 mark in his inaugural season at Kentucky. The Cats made an appearance in the 2010 Elite Eight while claiming SEC regular-season and tournament championships along the way.

He helped UK make history when five Wildcats were drafted in the first round of the 2010 NBA Draft. In 2011, Kentucky returned to the Final Four for the first time since 1998. Four more players were taken in the 2011 NBA Draft under the watch of the Calipari-Robic combination.

During his third season at UK, the Wildcats set an NCAA record with 38 victories en route to the program's eighth national championship. Anthony Davis was tabbed the national player of the year by several outlets and went on to become the second No. 1 overall NBA Draft pick in three seasons for UK. Kentucky continued to make history when Michael Kidd-Gilchrist was chosen No. 2 overall to become the first teammates to go 1-2 in Draft history. The duo led a record-breaking six selections in the same draft year.

Despite missing the final nine game of his freshman season, Nerlens Noel became Kentucky's seventh top-10 selection during the 2013 NBA Draft. Classmate Archie Goodwin was taken in the opening round and became UK's 17th selection in four seasons.

Robic was instrumental in the game prep and scouting for the 2014 trek to the national championship game, a run that some national pundits called one of the greatest NCAA Tournament runs of all time. Seeded No. 8 in a region analysts called "the region of doom," UK knocked off previously undefeated and top-seeded Wichita State, downed defending national champion and archrival Louisville, and defeated defending national runner-up and Big 10 champion Michigan before edging Wisconsin in the Final Four. UK became the first team ever to knock off three of the previous season's Final Four teams.

History was once again the story during the 2014-15 season as the Wildcats won a record 38 games to start the season, reaching yet another Final Four while sending six players to the NBA Draft, including the top overall pick for the third time in six seasons.

Last season, UK won both the Southeastern Conference regular-season and tournament titles while sending three more players to the NBA Draft.

His last four years at Memphis, the Tigers won an NCAA record 137 games (137-14 record) while advancing to the 2006 and 2007 NCAA Elite Eights, the 2008

NCAA title game, and sweeping the 2006-09 Conference USA regular-season and tournament crowns. Memphis spent each week of the last four years in the national polls.

In 2007-08, Robic was a part of the Tigers' "Dream Season," which lasted through the NCAA championship game. Memphis set an NCAA record for victories with 38 wins (38-2 mark) and held down the No. 1 spot in both national polls for a school-record five straight weeks during the season.

Before 2005-06, Robic served as the head coach at Youngstown State from 1999-2005.

Prior to its move to the Horizon League, Youngstown State put together a tremendous year in the Mid-Con in 2000-01, Robic's second year at the helm. The Penguins posted a 19-11 overall mark and an 11-5 Mid-Con record. The 19 overall wins were the second most in 16 seasons, and the 11 league victories tied the school record for most conference wins.

Before taking over at Youngstown State, Robic served as an assistant for 11 years at UMass for both Calipari and Bruiser Flint.

After a 10-18 mark his first season on staff, Robic helped lead the Minutemen to nine consecutive winning campaigns.

From 1990-96, the Minutemen averaged 26 wins per year and had six straight 20-win seasons, including two 30-victory campaigns. UMass made the NCAA Tournament Sweet 16 in 1992, Elite Eight in 1995 and Final Four in 1996. It was UMass' first appearance on college basketball's largest stage.

After Calipari moved on to the NBA, Robic remained at UMass and was elevated to the associate head coach post under Flint from 1997-99. During his tenure at UMass, the Minutemen posted a 247-111 overall record (.690 winning percentage) and earned nine postseason tournament bids (seven NCAA, two NIT).

A graduate of North Hills High School in Pittsburgh, Robic attended Walsh College in Canton, Ohio, before transferring to Denison University in Granville, Ohio, where he earned his bachelor of arts in speech communication and physical education in 1986.

At Denison, Robic garnered Division III All-America accolades as a senior and was a two-time all-conference performer. He was one of 10 former players to be named to the 10th Anniversary All-Decade Team in the league in 1994. In the fall of 2006, he was inducted into the Denison Athletic Hall of Fame. Robic was inducted into the North Hills High School Hall of Fame in 2004.

Robic and his wife, Heidi, have three daughters; Hayley, a Kentucky graduate, Alli, a senior at UK, and Sophie, a sophomore at UAB and member of the UAB softball team.

BIO BLAST

HOMETOWN: Pittsburgh
EDUCATION:..... Denison, 1986
1987-88: Kansas, Graduate Assistant
1989-99: UMass, Assistant Coach
2000-05: Youngstown State, Head Coach
2006-09: Memphis, Assistant Coach
2010-16: Kentucky, Assistant Coach
PRESENT:..... Kentucky, Special Assistant
to the Head Coach



SUPPORT STAFF



CHRIS WOOLARD
ASSOCIATE AD FOR BASKETBALL OPERATIONS

Chris Woolard enters his sixth season as UK's associate athletics director for basketball operations.

Woolard brings a wealth of experience at both the school and conference levels.

He is involved with all aspects of the program and has an active role as a liaison between John Calipari and the basketball program with the campus and the Commonwealth.

Woolard joined the University of Kentucky staff after spending seven years at the Conference USA office where he was the associate commissioner for sports services.

At C-USA, Woolard's responsibilities focused extensively on the men's basketball programs as administrator and tournament director for the annual men's basketball championship. Woolard also served as the primary administrator for men's golf along with his duties to provide oversight to the C-USA Sports Services Department.

Prior to joining Conference USA, Woolard spent a year in private business after working eight years in the college basketball coaching ranks. He was an integral part of a highly successful Murray State men's basketball team from 1997-2003, serving as an assistant coach.

During Woolard's time at Murray State, the Racers won three conference championships and made three NCAA appearances. At MSU, he was the staff's lead recruiter and was also responsible for on-floor coaching, providing detailed opponent scouting reports and administrative duties such as academics, compliance, budget, scheduling, summer camps and team travel.

Woolard began his collegiate coaching career as a student assistant coach at UCLA. During his two years in Westwood, California, he was involved in recruiting, summer camps and also assisted with practice drills and scrimmages.

Prior to finishing his college career at UCLA, he studied at Washington State for two years and played one season as a member of the varsity basketball team at Chapman University.

A native of Carbondale, Illinois, Woolard earned a bachelor's degree in history from UCLA in August 1997. He and his wife, Courtney, were married in the summer of 2016.



ROBERT HARRIS
STRENGTH AND CONDITIONING COACH

Robert Harris is in his first season as the strength and conditioning coach for the men's basketball team after serving two seasons as the assistant strength coach.

Harris is responsible for the day-to-day fitness of the men's basketball team. In his first season with the program, he helped the Wildcats maintain peak physical condition as they reeled off an unprecedented 38 straight victories to start the 2014-15 season. He's also responsible for the skills and athletic testing at Kentucky's annual open practice, where scouts and general managers across the NBA attend two days of UK practice for a basis of physical measurements for future professional evaluations.

Harris came to the University of Kentucky after serving as an assistant strength and conditioning coach for football at the University of Arkansas.

Prior to his stint at Arkansas, Harris worked as an assistant strength and conditioning coach for the NFL's Cincinnati Bengals for three years. With the Bengals, Harris was responsible for assisting in the development of the programs and weight room operations.

He began his career as an intern with Kentucky's football strength and conditioning program in 2009, before joining the Velocity Sports Performance staff. With Velocity, he assisted head performance coaches with workouts and assisted with development programs for NFL draft prospects.

Harris then joined the staff as an intern with Ohio State's football program, assisting with the coordinating and implementation of strength training and conditioning programs for the Buckeyes.

He is certified as a Performance Enhancement Specialist by the National Academy of Sports Medicine, USA Weightlifting Club Coach, National Association of Speed and Explosion and Functional Movement Screen. He is also a certified Strength Abs Coach through the Collegiate Strength and Conditioning Coaches Association.

Harris is a 2009 graduate of Kentucky State University with a bachelor of arts in physical education. He earned a master's degree at Eastern Kentucky University in sports administration in 2010.

He and his wife, Maria, have two daughters, Anaya and Alaya.



WILL BARTON
DIRECTOR OF BASKETBALL ADMINISTRATION

Will Barton is in his second season with the Kentucky men's basketball team as the director of basketball administration and his eighth overall season with the program. Barton previously served as the assistant director of operations during the 2014-15 campaign and as a student manager in his first five seasons.

As the director of basketball administration, Barton assists the associate athletic director for basketball operations with the day-to-day operations of the men's basketball team, including the operations of the budget, academics, travel, meals, ticketing and team managers.

Barton also assists with the direction and planning of men's basketball camps. He hires and supervises all camp counselors of UK's highly popular camps.

Prior to the 2014-15 season, Barton served as the assistant director of operations. In that role, Barton assisted the head and assistant coaches with daily practices, performed in-game duties to assist coaches, prepare players and maintain equipment, and oversaw summer camp preparations, including transporting equipment and apparel, instructing participants on technique and skills, and camp retail management.

As a student, Barton was a vital member of the manager staff that went to Final Fours in 2011, 2012 and 2014, including the 2012 national championship.

Barton, a native of Lexington, graduated from UK in 2012 with a degree in business administration. He earned his master's in sports leadership in 2015 from Kentucky.



TIM ASHER
BASKETBALL VIDEO COORDINATOR

Tim Asher, a two-time winner of the Basketball Video Coordinator of the Year award, is in his 19th year as the Wildcats' basketball video coordinator after serving the previous 12 seasons as the team's traveling videographer.

Widely regarded among his peers as one of the hardest-working people in his field, Asher recently became the first two-time winner of the Basketball Video Coordinator of the Year honor – awarded annually to the video coordinator who displays innovation, determination, perseverance and technical skill – after winning the Collegiate Sports Video Association's pick for the 2014-15 season.

In his role, Asher oversees all of the basketball program's production, including maintaining the Wildcats' sophisticated editing system, managing the purchasing and implementation of new technologies, as well as overseeing the day-to-day operations of the UK men's basketball team's video needs. He is heavily involved in the design and integration of video throughout multiple UK athletic facilities, including the \$126 million makeover of Commonwealth Stadium.

Asher has also been the lead on the "This is Kentucky Basketball" coach's show, shooting all behind-the-scenes aspects as well as the majority of the Q&A's, "Inside the Play" segments and other features.

He has worked on the UK football team video staff for the past 30 years.

Asher started his own company in 1987, Idle Minds Productions, which provides video services for various networks, documentaries and commercials. He's been employed as a freelance trainer and demo artist on non-linear video systems for Sony Corporation since 1995, served as a field production specialist for WLEX-TV, and as a producer/director and then production manager for WDKY-TV.

A native of Olive Hill, Kentucky, Asher earned his bachelor's degree in communications from Morehead State University where he began his career

shooting 16mm film for the football team as well as video for the men's basketball program.

He and his wife, Cindy, have an 18-year-old daughter, Laura.



MARK EVANS

MEN'S BASKETBALL
EQUIPMENT MANAGER

Mark Evans is in his fourth season as UK men's basketball head equipment manager. He previously spent four seasons as a student manager.

Evans oversees order and inventory for all UK men's basketball equipment needs. Those responsibilities include, but are not limited to, the management of the UK men's basketball equipment budget, inventory reports, fitting of the team and laundry.

As the head supervisor of the managers, Evans coordinates the scheduling of student managers for laundry hours, practice hours, offseason workouts, game day and road trips.

He also oversees Kentucky's locker rooms, practice gyms and other rooms within the Joe Craft Center.

Evans began his career as a student manager at Memphis for one season before transferring to Kentucky upon John Calipari's hiring.

Evans graduated from Kentucky in May of 2013 with degrees in business management and corporate communications. He earned a master's degree in sport leadership from UK in May 2014.

Evans is a native of Elmira, New York.



ERIC LINDSEY

ASSOCIATE DIRECTOR
MEDIA RELATIONS

Eric Lindsey is in his ninth year working with Kentucky Athletics and his third season as the primary contact for UK's tradition-rich men's basketball program.

A native of Louisville, Kentucky, Lindsey has been an integral part of head coach John Calipari's support staff since taking over the management of CoachCal.com in 2011. His first season as the primary men's basketball communications contact came in 2014-15, when Kentucky made a historic run at a 40-0 season that culminated in a Final Four berth and a 38-1 overall record.

Lindsey is charged with managing the overall publicity and promotional efforts for Kentucky's men basketball program, which includes coordinating all needs with Calipari and the coaching staff, in addition to player availability. Kentucky's social media presence – under the direction of Lindsey – is regarded as one of the nation's leaders in popularity, ingenuity and creativity.

Under the guidance of Lindsey, the Wildcats have reeled in a number of honors, including national coach of the year honors for Calipari in 2015, All-America honors for Willie Cauley-Stein and Karl-Anthony Towns in 2015, and consensus First Team All-America, Bob Cousy Award and Southeast-

ern Conference Player of the Year distinctions for Tyler Ulis in 2016. The Kentucky men's basketball media guide was named Best in the Nation by the College Sports Information Directors of America in back-to-back seasons in 2015 and 2016.

Lindsey assists in production and content management for UK's official online home, UKathletics.com, in addition to serving as the media relations contact for the women's golf program.

Before joining Kentucky's media relations staff full time, Lindsey served as the editor of CoachCal.com from 2011-14. Lindsey managed all social media content and saw the site traffic increase by more than 400 percent. He worked directly with Calipari in providing exclusive content, while also assisting in the production of the New York Times Best Seller "Players First: Coaching From the Inside Out."

Lindsey, 30, took over CoachCal.com after a successful three-year stint as the assistant director of media relations and new media at UK. Lindsey conceptualized, directed and edited the official blog of UK Athletics. It was a ground-breaking in-house feature platform produced by the athletics staff that quickly spread throughout collegiate athletics, with nearly all major athletics departments producing a similar platform since Lindsey's creation in 2009.

He also headed up Kentucky's initial social media push, serving as the main content editor for Kentucky's highly-popular Twitter account.

During his collegiate days, Lindsey began his passion for sports journalism as an acclaimed editor and writer of UK's award-winning, student-run, daily independent newspaper. He joined the UK media relations staff as an undergraduate assistant at the end of his senior year. Lindsey also served as an intern sports reporter with Lexington's Herald-Leader, primarily focusing on UK basketball, Olympic coverage and youth sports in the region.

A Magna Cum Laude graduate of Kentucky's print journalism program, Lindsey was honored in 2009 by the Kentucky Press Association as having written the Best College Sports Story, Best College Sports Column and Best Sports Feature in the state. He had a story place fourth nationally in the Associate Collegiate Press Newspaper Awards in 2009.

Lindsey and his wife, Stephanie Wurdock Lindsey, reside in Lexington.



DEB MOORE

ASSISTANT DIRECTOR
MEDIA RELATIONS

Deb Moore is in her 10th year as assistant media relations director at Kentucky and her fifth season working with the men's basketball program.

Moore also serves as the full-time media relations contact for Kentucky's nationally ranked volleyball and men's golf teams.

In 2014, Moore was elevated to coordinator of men's basketball game-day media operations. Under the role, Moore supervises the game-day table crew, all media relations game-day staff and oversees the credentialing for home games in Rupp Arena. In addition, Moore continues to assist in the day-to-day media relations efforts for the men's basketball team, including overseeing interview requests for the student-athletes.

Under the direction of Moore, the Wildcats have garnered numerous national accolades, including consensus All-American Tyler Ulis, who became the school's first Bob Cousy Award winner in 2016. She was a part of the staff during the historic 2015 Final Four team that became the first team in college basketball history to go 38-0. With Moore's promotional assistance, UK reeled in a plethora of awards for its players, including All-America honors for Willie Cauley-Stein and Karl-Anthony Towns.

In her third season with the Wildcats, she was a part of the media relations effort for the 2014 national runner-up team and saw freshman Julius Randle earn All-America distinction. During her tenure with the team, 19 Wildcats have been selected by the NBA, including No. 1 overall selection Towns in 2015.

During the 2012 men's basketball championship season, Moore served as a secondary contact as Anthony Davis captured national player of the year accolades and UK brought home the school's eighth national title.

While working with the Kentucky volleyball team, Craig Skinner has led the Wildcats to 11 consecutive NCAA Tournament appearances, including Sweet 16 appearances in 2009, 2011 and 2013. In 2015-16, Moore helped direct the publicity efforts for the men's golf team that finished 13th at the NCAA Championships and sophomore Tyler "Chip" McDaniel earned All-America distinction becoming the first for coach Brian Craig since 2005.

During her tenure at Kentucky, Moore has served as the media coordinator for three NCAA volleyball regionals, six NCAA volleyball first and second rounds, an NCAA softball super regional, two NCAA softball regionals, the 2013 SEC Softball Tournament, and the 2007 SEC Swimming and Diving Championships.

Since coming to UK, she has also worked with the men's tennis, women's golf, the swimming and diving teams, football, and softball.

Prior to her arrival in Lexington, Moore earned a bachelor's degree in journalism/mass communication from St. Bonaventure University. While at SBU, Moore served as the media coordinator for the 2006 Atlantic 10 Swimming and Diving Championships, where the Bonnies captured the men's title for the first time in nearly a decade.

In the summer of 2005, Moore interned with the public relations staff of the WNBA's Washington Mystics.

Moore completed a master's of science degree in kinesiology and health promotion with an emphasis in sport leadership from the University of Kentucky in December of 2011. The Fredericksburg, Virginia, native is a member of the College Sports Information Directors of America and the United States Basketball Writers Association. She is the daughter of Dave and Jodi Moore, and has one sister, Kate, who is a 2013 graduate of Kentucky.





SUPPORT STAFF



DEWAYNE PEEVY
DEPUTY ATHLETICS DIRECTOR

DeWayne Peevy is in his ninth year at the University of Kentucky and his fourth as the deputy director of athletics.

Peevy, who joined UK in August 2008, plays a prominent role in the day-to-day administration of Kentucky's 22-sport intercollegiate athletics program, assisting UK Athletics Director Mitch Barnhart with strategic planning, key fund-raising and public relations initiatives. Peevy also oversees the men's basketball program, the UK Athletics senior staff, and is the liaison to the Southeastern Conference and SEC Network offices.

Upon his hiring, Peevy oversaw both the media relations department and the award-winning Kentucky sports publication department while serving as the primary media contact for the nationally renowned men's basketball team.

In 2010, Peevy was promoted to senior associate athletic director for communications and assumed oversight over the marketing and sports video departments.

During the spring of 2012, he was promoted to executive associate athletic director for external operations concluding his time as the primary media contact for men's basketball while adding supervision of the K Fund development office and men's basketball liaison duties. He still supervised the media relations, marketing, publications and sports video departments until his promotion to deputy athletics director in 2013.

The Birmingham, Alabama, native also served on the NCAA Division I Men's Basketball Final Four Media Coordination Committee through the 2013 NCAA Championship and he previously served as the sports information director representative on the board of the United States Basketball Writers Association.

Peevy came to UK after spending eight years at the Southeastern Conference. He was responsible for the day-to-day publicity of SEC men's basketball. A graduate of the University of Montevallo, Peevy served as the media director of the SEC Men's Basketball Tournament from 2004-08.

Prior to his time at the SEC, Peevy spent nearly three years at his alma mater where he oversaw and handled all media and promotional operations for all nine varsity sports. He received six national publication awards from the College Sports Information Directors of America at Montevallo.

Peevy also served as the assistant information director at the Gulf South Conference from September 1996 to October 1997.

Peevy received his bachelor of business administration degree in accounting from the University of Montevallo in 1996.

He and his wife, Allison, have two children, Kaitlyn, 16, and Braden, 9.



LUNETHA PRYOR
ADMINISTRATIVE ASSISTANT TO THE HEAD COACH

Lunetha Pryor begins her seventh season with the University of Kentucky men's basketball team and her 16th season as UK head coach John Calipari's administrative assistant.

Pryor works closely with Chris Woolard, associate athletic director for basketball operations, in coordinating Coach Calipari's calendar and assists Coach Calipari with all of his travel and recruiting responsibilities.

Pryor is also in charge of coordinating all of Coach Calipari's autograph requests in addition to the ticket requests that the basketball office receives and those of the coaching staff. She also worked for the University of Memphis in athletics.

A Memphis native, Pryor has one daughter, Kia Symone. She and her husband, Jason, were married in the summer of 2016.



CHRIS SIMMONS
HEAD ATHLETIC TRAINER

Chris Simmons is in his eighth season as head athletic trainer for men's basketball at the University of Kentucky. He reached the mountaintop in his third year in Lexington, assisting Kentucky to its

eighth national championship.

Under Simmons' guidance, 33 players have been selected in the NBA Draft, four NBA No. 1 overall selections and 16 NBA lottery picks.

Simmons has been on the bench of five NCAA Final Four appearances, including three national championship game appearances and the historic 2014-15 team that became the first team in college basketball to start a season 38-0.

Simmons was a member of a Tiger staff that helped direct Memphis to three consecutive record-setting seasons. In his first season, Memphis posted a 33-4 overall record, won the Conference USA regular season and tournament titles and advanced to the NCAA Elite Eight.

En route to the 2008 national championship game, Simmons' quick work on Derrick Rose's cut above his eye suffered in the NCAA South Regional semifinal game against Michigan State aided the Tigers' postseason run. Rose finished the Michigan State game and had a tremendous performance against Texas in the South Regional final to claim the NCAA Men's Basketball South Regional MVP honor.

Prior to his time at Memphis, he spent the 2005-06 basketball season as head athletic trainer/coordinator of basketball operations with the Arkansas RimRockers of the NBA Development League.

No stranger to the Southeastern Conference, Simmons earned his master's degree in 2004 from the University of Arkansas. During his tenure with the Razorbacks, he served as a graduate assistant athletic trainer with football.

Simmons is a 2002 graduate of the University of Memphis with his bachelor's degree and a certified member of the National Athletic Trainers' Association and National Academy of Sports Medicine.



TEAM MANAGERS - Back row left to right: Michael Boorman, Hank Curtis, Lucas Houchin, Jesse Clinger, Randy Gregory. Front Row: Brian McGee, Mark Evans and Michael Stump. Not Pictured: Johnny Moran.



MICHAEL STONE
DIRECTOR OF
ACADEMIC SERVICES

Michael Stone, director of academic services, is entering his 19th year working with student-athletes in the Center for Academic and Tutorial Services and his 16th year working with the men's basketball team.

Stone, a native of Clay City, Kentucky, has made a positive impact on the Kentucky men's basketball program during his tenure. A tireless worker, Stone has assisted current and former student-athletes in their academic responsibilities and post-graduation aspirations. He has been instrumental in the recent success of the Wildcats in the classroom.

In addition to his responsibilities with the men's basketball program, Stone serves as the academic counselor for Kentucky's baseball team.

Stone has helped 68 men's basketball student-athletes earn Southeastern Conference Academic Honor Roll honors during his time with the program, including seven more during the 2015-16 season. Prior to Stone's tenure with the men's basketball staff, 29 total student-athletes had earned All-SEC Academic honors, dating back to 1962.

Three times, as recently as 2015 and 2016, the UK men's basketball team has received an NCAA Academic Progress Rate recognition award for placing in the top 10 percent of the nation's Division I's men's basketball APR scores. During the John Calipari era, UK has posted one-year APR scores on 979 in 2009-10, 979 in 2010-11, 977 for the 2011-12 national championship season and 1,000 in each of the past three seasons. The NCAA's APR provides a real-time look at a team's academic success by the progress of each student-athlete on scholarship. The NCAA postseason cutoff score is 930.

Under Stone, UK has posted a 3.0 grade-point average or better in seven of the last 11 semesters, including a 3.4 GPA in the 2013 spring semester, the highest among all men's sports at UK that year.

As the Wildcats made history during the 2014-15 season by becoming the first team in college basketball history to start a season 38-0, the Wildcats took care of business in the classroom as 12 of UK's 16 players made the SEC Academic Honor Roll, a school record.

In 2014, Kentucky had nine basketball players earn the distinction, and Sam Malone earned the Elite 69 Award, which honors the player with the highest cumulative GPA at the Final Four. The Wildcats maintained a 3.0 GPA in both semesters during that Final Four run.

In addition to his duties as an academic counselor, Stone supervises the CATS study hall as well as oversees the nightly functions of the CATS facility.

Stone is an active member of the National Association of Academic Advisors for Athletics. He has served as the Region II Representative for the Student-Athlete Recognition Committee, which honors student-athletes who have overcome great obstacles to achieve academic success while participating in intercollegiate athletics.

Stone received both a B.S. in economics and a B.B.A. in marketing (1997), as well as his master's in sports management (2002) from UK.



Metz Camfield
Editor
CoachCal.com



Linda Carmack
Men's
Basketball
Administrative
Assistant



Shane Fannin
Director of
Sports Video



Monica Fowler
Nutritionist



Greg Gorham
Video Producer/
Director



Stephanie Guy
Media Relations
Office
Coordinator



Allie Harbolt
Men's
Basketball
Assistant



Craig Hornberger
Senior Director
of Creative
Services



Britney Howard
Athletics
Photographer



Brandon Kolditz
Creative
Director



Jake Most
Assistant Media
Relations
Director



Kevin Sergent
Associate AD for
Compliance



Chet White
Director
of Photography



Ryan Clark
Student
Athletic
Trainer



**Rob Hosey,
M.D.**
Head Team
Physician



**Darren Johnson,
M.D.**
Orthopaedic
Team
Physician



**Scott Mair,
M.D.**
Orthopaedic
Team
Physician



**Kyle Smoot,
M.D.**
Associate
Head Team
Physician



Charles Higginbotham
Committee
of 101
President



Patrick Whitmer
Public Address
Announcer



Marcia Stone
Statistics
Director



Kenny Bourne
Official Scorer



Donnie Adkins
Shot Clock



Mike Rogers
Scoreboard



Kevin Massie
DV Sports
Replay Official



Doug Hampton
Timeout
Coordinator



MITCH BARNHART, DIRECTOR OF ATHLETICS



IMPACT.

It's a word that can have a meaning of stark suddenness, as when a streaking meteor slams into an object in outer space. Or, as in the case of University of Kentucky Athletics Director Mitch Barnhart, impact comes as the result of a stream of accomplishments and service that grows steadily through the test of time.

Now in his 15th year at UK, Barnhart's influence is felt not only in Wildcat athletics, but in conference and national forums as well.

Already having served on numerous committees and boards for the NCAA and the National Association of Collegiate Directors of Athletics, Barnhart's national leadership will continue to expand as a new member of the NCAA Division I Men's Basketball Committee, which brings responsibility for selecting, seeding and bracketing teams, along with administration of the NCAA's highest-profile event.

With his extensive previous experience on the NCAA Division I Council, as chair of the NCAA Competition Oversight Committee and as a member of the NCAA Division I Baseball Committee, in addition to several other leadership groups, Barnhart is well-suited for his latest task.

On a league level, Barnhart has been active in South-eastern Conference projects. Of recent note is his work with the SEC Compliance Committee and the SEC Network Content Committee, which helped the highly successful launch of the largest new cable channel in television history.

Barnhart's acumen and achievements are being recognized. In 2015, he was named NCAA Division I Athletics Director of the Year, one of four Division I ADs selected for the honor, at the annual NACDA convention.

Barnhart also was one of four finalists for the Athletics Director of the Year as chosen by the SportsBusiness Journal and he received the Sports Business Award from the Bluegrass Sports Commission.

It is no coincidence that Barnhart's multiple accolades came in the same year as the completion of his 15 by 15 by 15 Plan, an ambitious blueprint set in 2008 in which Kentucky would rank in the nation's top 15 athletic programs and win 15 conference or national championships by 2015. At the same time, Barnhart set a goal of a 3.0 composite grade-point average for UK student-athletes and an even greater commitment to community service by Wildcat athletes and staff. All of the goals presented bold, unprecedented challenges for UK Athletics.

The academic goal was first achieved in the spring semester of 2010 and has an active streak of eight consecutive 3.0 semesters, hitting a peak in spring 2014 with a school-record 3.218 composite GPA. Community service has risen to more than 4,000 hours annually and includes outreach to the Lexington area, the Commonwealth of Kentucky and as far away as Ethiopia.

The Directors' Cup objective was reached a year early when UK checked in at a school-record No. 11 in the 2013-14 national all-sports standings. Kentucky has a current streak of five straight top-30 finishes in the Directors' Cup, including four of the top five rankings in school history.

The final goal was reached when UK men's basketball claimed the 2015 SEC Tournament title, the 15th championship won by Wildcat athletes since 2008.

Not content with reaching one set of goals, Barnhart has initiated a new objective – Elite 1-3-5. The aim is for each UK team to be No. 1 by winning a conference or national championship, continue a department-wide 3.0 GPA and rank in the top five of the Directors' Cup standings by 2022 – in the process making UK Athletics not just outstanding, but an elite national program.

In addition to attaining the 15 by 15 by 15 Plan, championship performance also has been reached in other levels of measurement. In Barnhart's term at UK, the Wildcats have won SEC titles for the first time in baseball, men's golf and women's tennis. More league crowns have been won by teams that hadn't done so in decades. National championships have been claimed in men's basketball and, for the first time, in rifle.

With team success growing, individual accolades have naturally followed. Since 2013, at least one Wildcat has won all four of the SEC's top individual awards – the Roy Kramer Athlete of the Year, Boyd McWhorter Scholar-Athlete of the Year, Brad Davis Community Service Leader of the Year and the SEC Sportsmanship Award. UK and Georgia are the only two league schools that can make that claim.

The impact of Barnhart is recognized by the award-winning Cats. In her acceptance speech for the SEC

Community Service Leader Award, golfer Megan Moir acknowledged the inspiration provided by the UK athletic director.

"I would like to thank Mr. Barnhart for the opportunity and the privilege of being a student-athlete at the University of Kentucky," Moir said. "I have so much respect for you and you have shown me what it means to be a true servant-leader. You are a man of high integrity and character and I have grown so much watching your leadership permeate throughout the entire athletic department. I think it is unique to find an athletic director like Mr. Barnhart – he can personally name each student-athlete and really takes the time to get to know us. It was not uncommon for Mr. Barnhart to stop and ask me about my family or for us to spend time talking about projects in the community we are involved in."

The team and individual accolades didn't happen overnight and they haven't occurred by accident, either. They have been the result of a steady, methodical process which Barnhart implemented upon his arrival at Kentucky in 2002.

Barnhart began by providing funds for full coaching staffs and scholarship allotments for all 22 UK sports.

Next, Barnhart directed the construction of new facilities, including the Joe Craft Center; new stadiums for track and field, softball and soccer; the UK Golf House; and the Wildcat Coal Lodge dormitory. Commonwealth Stadium had major renovations completed in 2015 and a new football practice/support complex opened in 2016. A new baseball stadium and indoor tennis facility are on the drawing board. All totaled, Barnhart has completed or is in the process of more than \$300 million of facility construction.

Additional milestones have occurred under Barnhart's guidance. UK athletes have set records for graduation rates and maintained a perfect mark in the 12-year history of the NCAA Academic Progress Rate.

Even with the department's growth and the increasingly competitive nature of college sports, UK Athletics has remained financially self-sufficient under Barnhart's management, operating with a balanced budget and with the help of no state or University funds. Seeing pressing facility needs on campus as well, Barnhart has made a \$65 million commitment for athletics to fund nearly two-thirds of the new Academic Science Building. He also directs an annual \$1.7-million contribution to the University's scholarship program. Millions more dollars from the athletics budget stay on campus each year through athletic scholarship payments, administrative support payments, merchandise royalties, and other avenues.

Barnhart's legacy at UK includes helping develop administrators who have gone on to become athletics directors at nationally prominent universities, including Greg Byrne of Arizona, Mark Coyle at Minnesota, Rob Mullens at Oregon and Scott Stricklin at Florida.

Barnhart arrived at UK from Oregon State, where he served four successful years (1998-2002) as athletics director. Before OSU, he worked in athletics administration posts at Tennessee (1986-98), Southern Methodist University (1983-86), Oregon (1983) and San Diego State (1982-83).

Barnhart is a native of Kansas City, Kansas. He earned his bachelor's degree from Ottawa University (Kansas) in 1981 and a master's in sports administration from Ohio University.

In addition to the extraordinary achievements of his work world, reaching new heights is also a theme of his personal life. An avid mountain climber, Barnhart has scaled Mount Kilimanjaro, the highest mountain in Africa, along with two of the most challenging peaks in the United States, Mount Rainier in Washington and the Grand Tetons in Wyoming. Impactful in community service, Barnhart has taken part in mission trips and is on the national advisory board of K-Love Radio.

Barnhart's family includes his wife, Connie; three children, Blaire, Scott, and Kirby Willoughby; Kirby's husband, McKenzie, and a grandson, Cooper.



Mitch Barnhart has led UK Athletics to five consecutive top-30 finishes in the Directors' Cup national all-sports standings.

DR. ELI CAPILOUTO, PRESIDENT



Dr. Eli Capilouto became the 12th President of the University of Kentucky on July 1, 2011. Under his leadership, the \$3.5 billion flagship and land grant research university has gained significant momentum in fulfilling its multi-faceted mission of teaching, research, service and health care.

To embolden the institution's enduring legacy, Dr. Capilouto has led a process to enrich UK's academic experience by increasing institutional investments in student financial aid, developing the Lewis Honors College, expanding Living-Learning Communities, and rebuilding academic and community spaces. Because of his priorities, the University has enrolled nearly 400 National Merit, National Achievement and National Hispanic Scholars in the last several years – tripling the number of incoming Scholars and putting UK in the Top 10 public institutions enrolling these students.

Under Dr. Capilouto's leadership, the University of Kentucky is undergoing a significant physical transformation of its academic, research, residential, health care and community spaces. Through partnership, increased philanthropy and effective financial management, UK is self-financing the vast majority of its more than \$1.9 billion infrastructure development.

Over the last five years, the University has completed, initiated or authorized construction on: 14 new residence halls; several dining facilities, including the 1,000-seat facility known as "the 90;" a \$65 million renovated and expanded Gatton College of Business and Economics supported by donors and private philanthropy; a new \$110 Academic Science Building financed, in-part, through a \$65 million partnership with UK Athletics; and a \$120 million revitalized Commonwealth Stadium funded with Athletics revenue; a renovated and expanded Nutter Training Center financed by philanthropy; a \$201 million renovation and expansion of the Student Center; \$150 million to continue the fit-out of Chandler Hospital; a new home for the School of Art and Visual Studies; a new \$265 million multi-disciplinary health sciences research facility in partnership with the state; and the renewal of the College of Law in partnership with donors and the state.

Research at the University of Kentucky is a dynamic enterprise encompassing a full spectrum of academic inquiry, including the humanities, social sciences, traditional scholarship and emerging technologies. UK's research faculty, staff and students are establishing UK as one of the nation's most prolific

public research universities in the nation. In 2013, UK's Markey Cancer Center was designated as a National Cancer Center by the National Cancer Institute; placing UK among an elite group of 22 research universities with the triple crown of federal research awards: NCI-designation, the Clinical and Translational Sciences Award and a federally supported Alzheimer's Disease Center.

Essential to the service mission of the University of Kentucky is the advanced patient care and outreach provided by UK HealthCare. As the flagship academic-medical center in the region, UK serves patients through a network of health care professionals around the Commonwealth while providing acute, sub-specialty medical care at UK Chandler Hospital. In 2013, UK HealthCare was distinguished as a Top Performer by the Joint Commission, the largest medical accreditation body in the nation, and won a Rising Star Award from the University Health System Consortium.

A native of Montgomery, Alabama, Dr. Capilouto previously served as Provost of the University of Alabama-Birmingham (UAB) and Dean of the UAB School of Public Health -- a period of remarkable growth and transformation at one of the leading academic and health sciences institutions in the South.

Dr. Capilouto holds several undergraduate and graduate degrees from schools within the University of Alabama system, and a Doctorate in Health Policy and Management from Harvard University. He and his wife, Dr. Mary Lynne Capilouto (D.M.D.) a former Dean of the UAB School of Dentistry, have one daughter.

UNIVERSITY OF KENTUCKY BOARD OF TRUSTEES

C.B. Akins, Sr, Vice Chair
Jennifer Yue Barber
Claude A. "Skip" Berry, III
Lee X. Blonder
James H. Booth
William C. Britton
Edward Britt Brockman, Chair
Mark P. Bryant
Michael A. Christian
Kelly Knight Craft
Angela L. Edwards
Carol Martin "Bill" Gatton
Cammie DeShields Grant
Robert Grossman
David V. Hawpe
Kelly Sullivan Holland, Secretary
Dave Melanson
Rowan Reid
C. Frank Shoop
Robert D. Vance
Barbara Young





KENTUCKY

UK



2016-17

OPPONENTS



2016-17 OPPONENTS

ALABAMA CRIMSON TIDE



Location..... Tuscaloosa, Ala.
 Enrollment 37,100
 Conference SEC
 Colors Crimson and White
 Arena..... Coleman Coliseum (15,383)
 Head Coach Aaron Jordan
 Record at School/Years 18-15/one year
 Overall Record/Years 18-15/one year
 2015-16 Record (Conference) 18-15 (8-10)
 2016 NCAA Postseason NIT first round
 SID Aaron Jordan
 SID Phone 205.348.6084
 SID Email ajordan@ia.ua.edu
 Website rolltide.com
 Series..... UK leads 108-37
 In Lexington..... UK leads 56-10
 In Tuscaloosa..... UK leads 30-23
 At Neutral Sites UK leads 22-4
 Current Win Streak UK, six games
 Longest UK Win Streak 15 games
 Longest UA Win Streak Two (seven times)
 Largest UK Win (42) 74-32 (2/14/1949)
 Largest UA Win (24) 101-77 (2/25/1956)
 John Calipari vs. Alabama 11-3
 UK vs. Avery Johnson 3-0
 Last Meeting Kentucky, 85-59 (3/11/2016)

Saturday, Feb. 11 1 p.m. ET (CBS)
 Tuscaloosa, Ala. Coleman Coliseum

ARIZONA STATE SUN DEVILS



Location..... Tempe, Ariz.
 Enrollment 91,322
 Conference Pac-12
 Colors Maroon and Gold
 Arena..... Wells Fargo Arena (10,734)
 Head Coach Bobby Hurley
 Record at School/Years 15-17/one year
 Overall Record/Years 57-37/three years
 2015-16 Record (Conference) 15-17 (5-13)
 2016 NCAA Postseason None
 SID Doug Tammara
 SID Phone 480.965.5799
 SID Email tammara@asu.edu
 Website thesundevils.com
 Series..... UK leads 4-0
 In Lexington..... UK leads 2-0
 In Tempe First meeting
 At Neutral Sites UK leads 2-0
 Current Win Streak UK, four games
 Longest UK Win Streak Four games
 Longest ASU Win Streak N/A
 Largest UK Win (26) 94-68 (12/14/1991)
 Largest ASU Win N/A
 John Calipari vs. Arizona State 1-1
 UK vs. Bobby Hurley 2-0
 Last Meeting Kentucky, 72-58 (12/12/2015)

Monday, Dec. 28..... 7 p.m. ET (ESPN2)
 Nassau, Bahamas Imperial Arena at Atlantis Resort

ARKANSAS RAZORBACKS



Location..... Fayetteville, Ark.
 Enrollment 26,754
 Conference SEC
 Colors Cardinal and White
 Arena..... Bud Walton Arena (19,200)
 Head Coach Mike Anderson
 Record at School/Years 102-64/five years
 Overall Record/Years 302-162/14 years
 2015-16 Record (Conference) 16-16 (9-9)
 2016 NCAA Postseason None
 SID David Beall
 SID Phone 479.445.5336
 SID Email jdb048@uark.edu
 Website ArkansasRazorbacks.com
 Series..... UK leads 28-11
 In Lexington..... UK leads 13-3
 In Fayetteville Tied 7-7
 At Neutral Sites UK leads 8-1
 Current Win Streak UK, three games
 Longest UK Win Streak 10 games
 Longest UA Win Streak Three games
 Largest UK Win (37) 76-39 (12/13/1948)
 Largest UA Win (17) 105-88 (1/25/1992)
 John Calipari vs. Arkansas 8-6
 UK vs. Mike Anderson 5-4
 Last Meeting Kentucky, 80-66 (1/21/16)

Saturday, Jan. 7..... 8:30 p.m. ET (SEC Network)
 Lexington, Ky. Rupp Arena

ASBURY EAGLES (EXH.)



Location..... Wilmore, Ky.
 Enrollment 1,854
 Conference Kentucky Intercollegiate Athletic Conference
 Colors Purple and White
 Arena..... Luce Center Gymnasium (2,500)
 Head Coach Will Shouse
 Record at School/Years 140-106 /eight years
 Overall Record/Years 191-130/10 years
 2015-16 Record (Conference) 15-16 (7-9)
 2016 NCAA Postseason None
 SID Josh Stewart
 SID Phone 859.858.2477
 SID Email josh.stewart@asbury.edu
 Website asburyeagles.com
 Series..... First meeting
 In Lexington..... N/A
 In Wilmore N/A
 At Neutral Sites N/A
 Current Win Streak N/A
 Longest UK Win Streak N/A
 Longest Asbury Win Streak N/A
 Largest UK Win N/A
 Largest Asbury Win N/A
 John Calipari vs. Asbury First meeting
 UK vs. Will Shouse First meeting
 Last Meeting N/A

Sunday, Nov. 6 7 p.m. ET (SEC Network)
 Lexington, Ky. Rupp Arena

AUBURN TIGERS



Location..... Auburn, Ala.
 Enrollment 27,287
 Conference SEC
 Colors Burnt Orange and Navy Blue
 Arena..... Auburn Arena (9,121)
 Head Coach Bruce Pearl
 Record at School/Years 26-40/two years
 Overall Record/Years 488-185/21 years
 2015-16 Record (Conference) 11-20 (5-13)
 2016 NCAA Postseason None
 SID Chuck Gallina
 SID Phone 334.844.9784
 SID Email chuckg@auburn.edu
 Website auburntigers.com
 Series..... UK leads 91-18
 In Lexington..... UK leads 46-2
 In Auburn UK leads 30-14
 At Neutral Sites UK leads 15-2
 Current Win Streak AU, one game
 Longest UK Win Streak 18 games
 Longest AU Win Streak Two (four times)
 Largest UK Win (66) 84-18 (2/28/1947)
 Largest AU Win (19) 88-69 (2/20/65); 82-63 (1/13/1994)
 John Calipari vs. Auburn 8-1
 UK vs. Bruce Pearl 11-5
 Last Meeting Auburn, 75-70 (1/16/2016)

Saturday, Jan. 14..... 4 p.m. ET (ESPN/ESPN2)
 Lexington, Ky. Rupp Arena

CANISIUS GOLDEN GRIFFINS



Location..... Buffalo, N.Y.
 Enrollment 3,171
 Conference Metro Atlantic Athletic Conference
 Colors Blue and Gold
 Arena..... Koessler Athletic Center (2,196)
 Head Coach Reggie Witherspoon
 Record at School/Years 0-0/first season
 Overall Record/Years 196-228/14 years
 2015-16 Record (Conference) 14-19 (8-12)
 2016 NCAA Postseason None
 SID Matt Reitnour
 SID Phone 716.888.8265
 SID Email reitnour@canisius.edu
 Website GoGriffs.com
 Series..... UK leads 2-0
 In Lexington..... UK leads 1-0
 In Buffalo UK leads 1-0
 At Neutral Sites N/A
 Current Win Streak UK, two games
 Longest UK Win Streak Two games
 Longest Canisius Win Streak N/A
 Largest UK Win (27) 81-54 (12/10/97)
 Largest Canisius Win N/A
 John Calipari vs. Canisius First meeting
 UK vs. Reggie Witherspoon First meeting
 Last Meeting Kentucky, 81-54 (12/10/97)

Sunday, Nov. 13 6 p.m. ET (ESPN2)
 Lexington, Ky. Rupp Arena

**CLARION
GOLDEN EAGLES (EXH.)**



Location..... Clarion, Pa.
Enrollment 5,300
Conference..... Pennsylvania State Athletic Conference
Colors Blue and Gold
Arena..... Waldo S. Tippin (3,500)
Head Coach Marcess Williams
Record at School/Years 24-32/two years
Overall Record/Years 24-32/two years
2015-16 Record (Conference) 14-16 (10-12)
2016 NCAA Postseason None
SID Sean Fagan
SID Phone..... 814.393.2651
SID Email sfagan@clarion.edu
Website clariongoldeneagles.com
Series..... Never met in regular season
In Lexington..... N/A
In Clarion..... N/A
At Neutral Sites..... N/A
Current Win Streak N/A
Longest UK Win Streak N/A
Longest Clarion Win Streak N/A
Largest UK Win..... N/A
Largest Clarion Win..... N/A
John Calipari vs. Clarion..... Never met in regular season
UK vs. Marcess Williams..... Never met in regular season
Last Meeting Kentucky, 117-52, exhibition (11/6/2009)

Sunday, Oct. 30.....7 p.m. ET (SEC Network)
 Lexington, Ky..... Rupp Arena

**CLEVELAND STATE
VIKINGS**



Location.....Cleveland
Enrollment 17,323
Conference..... Horizon League
Colors Forest Green and White
Arena..... Henry J. Goodman Arena (8,500)
Head Coach Gary Waters
Record at School/Years 185-150/10 years
Overall Record/Years 356-285/20 years
2015-16 Record (Conference) 9-23 (4-14)
2016 NCAA Postseason None
SID Greg Murphy
SID Phone..... g.j.murphy@csuohio.edu
SID Email 216.687.5288
Website csuvikings.com
Series..... UK leads 2-0
In Lexington..... 1-0
In Cleveland N/A
At Neutral Sites..... UK leads 1-0
Current Win Streak UK, two games
Longest UK Win Streak Two games
Longest CSU Win Streak N/A
Largest UK Win..... (24) 73-49 (11/24/2009)
Largest CSU Win..... N/A
John Calipari vs. Cleveland State..... 3-0
UK vs. Gary Waters 2-0
Last Meeting Kentucky, 68-61 (11/25/2014)

Wednesday, Nov. 231 p.m. ET (SEC Network)
 Lexington, Ky..... Rupp Arena

**DUQUESNE
DUKES**



Location.....Pittsburgh
Enrollment 9,984
Conference..... Atlantic 10
Colors Red and Blue
Arena..... A.J. Palumbo Center (4,390)
Head Coach Jim Ferry
Record at School/Years50-75/four years
Overall Record/Years 304-243/18 years
2015-16 Record (Conference) 17-17 (6-12)
2016 NCAA Postseason CBI second round
SID Dave Saba
SID Phone..... 412.396.5861
SID Email saba@duq.edu
Website goduquesne.com
Series..... UK leads 1-0
In Lexington..... UK leads 1-0
In Pittsburgh..... N/A
At Neutral Sites N/A
Current Win Streak UK, one game
Longest UK Win Streak One game
Longest DU Win Streak..... N/A
Largest UK Win..... (13) 55-42 (12/17/1982)
Largest DU Win N/A
John Calipari vs. Duquesne..... 11-4
UK vs. Jim Ferry..... First meeting
Last Meeting Kentucky, 55-42 (12/17/1982)

Sunday, Nov. 209 p.m. ET (ESPN)
 Lexington, Ky..... Rupp Arena

**FLORIDA
GATORS**



Location..... Gainesville, Fla.
Enrollment 53,744
Conference SEC
Colors Orange and Blue
Arena..... Exatech Arena at Stephen C. O'Connell Center (10,133)
Head Coach Mike White
Record at School/Years 21-15/one year
Overall Record/Years 122-55/five years
2015-16 Record (Conference) 21-15 (9-9)
2016 NCAA Postseason NIT quarterfinals
SID Denver Parler
SID Phone..... 352.692.6195
SID Email denverp@gators.ufl.edu
Website floridagators.com
Series..... UK leads 99-37
In Lexington..... UK leads 50-9
In Gainesville..... UK leads 35-24
At Neutral Sites..... UK leads 14-4
Current Win Streak UK, five games
Longest UK Win Streak 18 games
Longest UF Win Streak..... Six games
Largest UK Win..... (56) 87-31 (3/4/1948)
Largest UF Win (19) 84-65 (3/9/2014)
John Calipari vs. Florida 14-5
UK vs. Mike White 2-0
Last Meeting Kentucky, 88-79 (3/1/2016)

Saturday, Feb. 42-8 p.m. ET (ESPN/ESPN2)
 Gainesville, Fla..... O'Connell Center
 Saturday, Feb. 25 2 p.m. ET (CBS)
 Lexington, Ky..... Rupp Arena

**GEORGIA
BULLDOGS**



Location.....Athens, Ga.
Enrollment 36,130
Conference SEC
Colors Red and Black
Arena..... Stegeman Coliseum (10,523)
Head Coach Mark Fox
Record at School/Years 126-103/seven years
Overall Record/Years 249-146/12 years
2015-16 Record (Conference) 20-14 (10-8)
2016 NCAA Postseason NIT second round
SID Mike Mobley
SID Phone..... 706.542.1621
SID Email mmobley@sports.uga.edu
Website georgiadogs.com
Series..... UK leads 121-26
In Lexington..... UK leads 59-5
In Athens UK leads 41-17
At Neutral Sites UK leads 21-3
Current Win Streak UK, six games
Longest UK Win Streak 20 games
Longest UGA Win Streak..... Three games
Largest UK Win..... (77) 143-66 (2/27/1956)
Largest UGA Win (15) 106-91 (1/3/1990)
John Calipari vs. Georgia 11-2
UK vs. Mark Fox 11-3
Last Meeting Kentucky, 93-80 (3/12/2016)

Tuesday, Jan. 319 p.m. ET (ESPN)
 Lexington, Ky..... Rupp Arena
 Saturday, Feb. 184-8 p.m. ET (ESPN/ESPN2)
 Athens, Ga..... Stegeman Coliseum

**HOFSTRA
PRIDE**



Location..... Hempstead, N.Y.
Enrollment 10,870
Conference Colonial Athletic Association
Colors Gold, White and Blue
Arena.....David S. Mack Sports and Exhibition Complex (5,023)
Head Coach Joe Mihalich
Record at School/Years54-47/three years
Overall Record/Years 319-250/18 years
2015-16 Record (Conference) 24-10 (14-4)
2016 NCAA Postseason NIT first round
SID Stephen Gorchov
SID Phone..... 516.463.4933
SID Email stephen.a.gorchov@hofstra.edu
Website gohofstra.com
Series..... First meeting
In Lexington..... N/A
In Hempstead..... N/A
At Neutral Sites N/A
Current Win Streak N/A
Longest UK Win Streak N/A
Longest Hofstra Win Streak..... N/A
Largest UK Win..... N/A
Largest Hofstra Win N/A
John Calipari vs. Hofstra First meeting
UK vs. Joe Mihalich First meeting
Last Meeting N/A

Sunday, Dec. 113 p.m. ET (ESPN)
 Brooklyn, N.Y..... Barclays Center





2016-17 OPPONENTS

KANSAS JAYHAWKS



Location..... Lawrence, Kan.
 Enrollment 28,091
 Conference Big 12
 Colors Crimson and Blue
 Arena Allen Fieldhouse (16,300)
 Head Coach Bill Self
 Record at School/Years 385-82/13 years
 Overall Record/Years 592-188/23 years
 2015-16 Record (Conference) 33-5 (15-3)
 2016 NCAA Postseason NCAA Elite Eight
 SID Chris Theisen
 SID Phone 785.331.9356
 SID Email theisen@ku.edu
 Website KUAthletics.com
 Series UK leads 22-7
 In Lexington UK leads 7-1
 In Lawrence UK leads 7-5
 At Neutral Sites UK leads 8-1
 Current Win Streak KU, one game
 Longest UK Win Streak 11 games
 Longest KU Win Streak Three games
 Largest UK Win (37) 100-63 (12/23/74)
 Largest KU Win (55) 150-95 (12/9/1989)
 John Calipari vs. Kansas 3-4
 UK vs. Bill Self 4-4
 Last Meeting Kansas, 90-84, OT (1/30/2016)

Saturday, Jan. 28 6 p.m. ET (ESPN)
 Lexington, Ky Rupp Arena



The 50th meeting between Kentucky and Louisville will take place before Christmas for the first time since 2006.

LOUISVILLE CARDINALS



Location..... Louisville, Ky.
 Enrollment 22,000
 Conference Atlantic Coast
 Colors Red and Black
 Arena KFC Yum! Center (22,000)
 Head Coach Rick Pitino
 Record at School/Years 391-134/15 years
 Overall Record/Years 745-262/31 years
 2015-16 Record (Conference) 23-8 (12-6)
 2016 NCAA Postseason None
 SID Kenny Klein
 SID Phone 502.852.6581
 SID Email kenny@GoCards.com
 Website GoCards.com
 Series UK leads 34-15
 In Lexington UK leads 18-5
 In Louisville UK leads 12-8
 At Neutral Sites UK leads 4-2
 Current Win Streak UK, four games
 Longest UK Win Streak Five games
 Longest UL Win Streak Two (six times)
 Largest UK Win (34) 91-57 (3/27/1948)
 Largest UL Win 85-51 (12/27/1986)
 John Calipari vs. Louisville 14-6
 UK vs. Rick Pitino 12-5
 Last Meeting Kentucky, 75-73 (12/26/2015)

Wednesday, Dec. 21 7 p.m. ET (ESPN)
 Louisville, Ky KFC YUM! Center

LSU TIGERS



Location..... Baton Rouge, La.
 Enrollment 31,257
 Conference SEC
 Colors Purple and Gold
 Arena Pete Maravich Assembly Center (13,472)
 Head Coach Johnny Jones
 Record at School/Years 80-51/four years
 Overall Record/Years 285-213/16 years
 2015-16 Record (Conference) 19-14 (11-7)
 2016 NCAA Postseason None
 SID Kent Lowe
 SID Phone 225.578.8226
 SID Email clowe@lsu.edu
 Website LSUsports.net
 Series UK leads 87-26
 In Lexington UK leads 43-5
 In Baton Rouge UK leads 30-18
 At Neutral Sites UK leads 14-3
 Current Win Streak UK, one game
 Longest UK Win Streak 19 games
 Longest LSU Win Streak Three (four times)
 Largest UK Win (47) 1278-80 (3/4/1995)
 Largest LSU Win (35) 76-41 (1/18/1987)
 John Calipari vs. LSU 9-2
 UK vs. Johnny Jones 5-2
 Last Meeting Kentucky, 94-77 (3/5/2016)

Tuesday, Feb. 7 7 p.m. ET (ESPN)
 Lexington, Ky Rupp Arena

MICHIGAN STATE SPARTANS



Location..... East Lansing, Mich.
 Enrollment 50,085
 Conference Big Ten
 Colors Green and White
 Arena Breslin Center (14,797)
 Head Coach Tom Izzo
 Record at School/Years 524-205/21 years
 Overall Record/Years 524-205/21 years
 2015-16 Record (Conference) 29-6 (13-5)
 2016 NCAA Postseason NCAA first round
 SID Matt Larson
 SID Phone 517.355.2271
 SID Email larson@ath.msu.edu
 Website MSUSpartans.com
 Series UK leads 12-11
 In Lexington UK leads 7-3
 In East Lansing MSU leads 5-3
 At Neutral Sites MSU leads 3-2
 Current Win Streak MSU, two games
 Longest UK Win Streak Four games
 Longest MSU Win Streak Two games
 Largest UK Win (50) 86-36 (1/27/1947)
 Largest MSU Win (16) 66-50 (2/5/1945)
 John Calipari vs. Michigan State 1-1
 UK vs. Tom Izzo 2-5
 Last Meeting Michigan State, 78-74 (11/12/2013)

Tuesday, Nov. 15 7 p.m. ET (ESPN)
 New York Madison Square Garden

MISSISSIPPI STATE BULLDOGS



Location..... Starkville, Miss.
 Enrollment 20,873
 Conference.....SEC
 Colors Maroon and White
 Arena..... Humphrey Coliseum (10,575)
 Head Coach Ben Howland
 Record at School/Years 14-17/one year
 Overall Record/Years 415-223/20 years
 2015-16 Record (Conference) 14-17 (7-11)
 2016 NCAA Postseason None
 SID Gregg Ellis
 SID Phone 662.325.3595
 SID Email gellis@athletics.msstate.edu
 Website HailState.com
 Series..... UK leads 93-20
 In Lexington..... UK leads 47-5
 In Starkville UK leads 34-12
 At Neutral Sites UK leads 12-3
 Current Win Streak UK, nine games
 Longest UK Win Streak 17 games (two times)
 Longest MSU Win Streak Three games
 Largest UK Win (44) 110-66 (2/11/1952)
 Largest MSU Win (13) 82-69 (2/16/1985)
 John Calipari vs. Mississippi St. 9-0
 UK vs. Ben Howland..... 2-1
 Last Meeting Kentucky, 80-74 (1/12/2016)

Tuesday, Jan. 17 7 p.m. ET (ESPN)
 Starkville, Miss..... Humphrey Coliseum

OLE MISS REBELS



Location..... Oxford, Miss.
 Enrollment 24,250
 Conference.....SEC
 Colors Cardinal Red and Navy Blue
 Arena..... The Pavilion at Ole Miss (9,051)
 Head Coach Andy Kennedy
 Record at School/Years 212-126/10 years
 Overall Record/Years 233-139/11 years
 2015-16 Record (Conference) 20-12 (10-8)
 2016 NCAA Postseason None
 SID Daniel Snowden
 SID Phone 662.915.7526
 SID Email desnowde@olemiss.com
 Website OleMisssports.com
 Series..... UK leads 104-13
 In Lexington..... UK leads 53-2
 In Oxford UK leads 27-10
 At Neutral Sites UK leads 24-1
 Current Win Streak UK, seven games
 Longest UK Win Streak 39 games
 Longest OM Win Streak Two games
 Largest UK Win (58) 116-58 (1/3/1952)
 Largest OM Win (20) 37-17 (2/11/1927)
 John Calipari vs. Ole Miss 12-4
 UK vs. Andy Kennedy..... 11-2
 Last Meeting Kentucky, 83-61 (1/2/2016)

Thursday, Dec. 29 7 p.m. ET (ESPN2)
 Oxford, Miss. The Pavilion at Ole Miss

MISSOURI TIGERS



Location..... Columbia, Mo.
 Enrollment 35,050
 Conference.....SEC
 Colors Old Gold and Black
 Arena..... Mizzou Arena (15,061)
 Head Coach Kim Anderson
 Record at School/Years 19-44/two years
 Overall Record/Years 293-139/14 years
 2015-16 Record (Conference) 10-21 (3-15)
 2016 NCAA Postseason None
 SID Patrick Crawford
 SID Phone 573.882.2531
 SID Email crawfordpa@missouri.edu
 Website mutigers.com
 Series..... UK leads 9-0
 In Lexington..... UK leads 5-0
 In Columbia UK leads 2-0
 At Neutral Sites UK leads 2-0
 Current Win Streak UK, nine games
 Longest UK Win Streak Nine games
 Longest Missouri Win Streak N/A
 Largest UK Win (49) 86-37 (1/13/2015)
 Largest Missouri Win n/a
 John Calipari vs. Missouri 6-2
 UK vs. Kim Anderson 3-0
 Last Meeting Kentucky, 88-54 (1/27/2016)

Tuesday, Feb. 21 9 p.m. ET (SEC Network)
 Columbia, Mo. Mizzou Arena

SOUTH CAROLINA GAMECOCKS



Location..... Columbia, S.C.
 Enrollment 33,724
 Conference.....SEC
 Colors Garnet and Black
 Arena..... Colonial Life Arena (18,000)
 Head Coach Frank Martin
 Record at School/Years 70-63/four years
 Overall Record/Years 187-117/nine years
 2015-16 Record (Conference) 25-9 (11-7)
 2016 NCAA Postseason NIT second round
 SID Emily Miles (Feeney)
 SID Phone 803.777.7743
 SID Email efeeney@sc.edu
 Website GamecocksOnline.com
 Series..... UK leads 50-11
 In Lexington..... UK leads 26-2
 In Columbia UK leads 20-7
 At Neutral Sites UK leads 4-2
 Current Win Streak UK, Three games
 Longest UK Win Streak 12 games
 Longest USC Win Streak Two games
 Largest UK Win (45) 126-81 (12/10/1979)
 Largest USC Win (18) 77-59 (2/25/2009)
 John Calipari vs. South Carolina 12-2
 UK vs. Frank Martin 5-1
 Last Meeting Kentucky, 89-62 (2/13/2016)

Saturday, Jan. 21 4-8 p.m. ET (ESPN/ESPN2)
 Lexington, Ky. Rupp Arena

NORTH CAROLINA TAR HEELS



Location..... Chapel Hill, N.C.
 Enrollment 29,084
 Conference.....Atlantic Coast
 Colors Carolina Blue and White
 Arena..... Dean E. Smith Center (21,750)
 Head Coach Roy Williams
 Record at School/Years 365-108/13 years
 Overall Record/Years 783-209/28 years
 2015-16 Record (Conference) 33-7 (14-4)
 2016 NCAA Postseason NCAA runner-Up
 SID Steve Kirschner
 SID Phone 919.962.7258
 SID Email stevekirschner@unc.edu
 Website GoHeels.com
 Series..... UNC leads 23-14
 In Lexington..... UK leads 8-6
 In Chapel Hill UNC leads 6-2
 At Neutral Sites UNC leads 11-4
 Current Win Streak UK, one game
 Longest UK Win Streak Four games
 Longest UNC Win Streak Six games
 Largest UK Win (39) 83-44 (1/9/1950)
 Largest UNC Win (21) 41-20 (2/29/1924)
 John Calipari vs. North Carolina 5-2
 UK vs. Roy Williams 8-8
 Last Meeting Kentucky, 84-70 (12/13/2014)

Saturday, Dec. 17 5:45 p.m. ET (CBS)
 Las Vegas T-Mobile Arena

STEPHEN F. AUSTIN LUMBERJACKS



Location..... Nacogdoches, Texas
 Enrollment 12,999
 Conference.....Southland
 Colors Purple and White
 Arena..... William R. Johnson Coliseum (7,203)
 Head Coach Kyle Keller
 Record at School/Years 0-0/first season
 Overall Record/Years 0-0/first season
 2015-16 Record (Conference) 28-6 (18-0)
 2016 NCAA Postseason NCAA second round
 SID Charlie Hurley
 SID Phone 936.468.5800
 SID Email hurleycp@sfasu.edu
 Website SFAJacks.com
 Series..... First meeting
 In Lexington..... N/A
 In Nacogdoches N/A
 At Neutral Sites N/A
 Current Win Streak N/A
 Longest UK Win Streak N/A
 Longest SFA Win Streak N/A
 Largest UK Win N/A
 Largest SFA Win N/A
 John Calipari vs. SFA First meeting
 UK vs. Kyle Keller First meeting
 Last Meeting N/A

Friday, Nov. 11 7 p.m. ET (SEC Network)
 Lexington, Ky. Rupp Arena





2016-17 OPPONENTS

TENNESSEE VOLUNTEERS



Location..... Knoxville, Tenn.
Enrollment 27,845
Conference.....SEC
Colors Orange and White
Arena..... Thompson-Boling Arena (21,678)
Head Coach Rick Barnes
Record at School/Years 15-19/one year
Overall Record/Years 619-333/29 years
2015-16 Record (Conference) 15-19 (6-12)
2016 NCAA Postseason None
SID Tom Satkowiak
SID Phone 865.974.7501
SID Email tomsid@tennessee.edu
Website utsports.com
Series..... UK leads 152-68
In Lexington..... UK leads 91-16
In Knoxville..... UK leads 54-49
At Neutral Sites UK leads 7-3
Current Win Streak UK, one game
Longest UK Win Streak 20 games
Longest UT Win Streak Five (two times)
Largest UK Win..... (61) 101-40 (3/12/1993)
Largest UT Win..... (30) 88-58 (2/16/2013)
John Calipari vs. Tennessee 13-6
UK vs. Rick Barnes..... 3-2
Last Meeting Kentucky, 80-70 (2/18/2016)

Tuesday, Jan. 24 9 p.m. ET (ESPN)
 Knoxville, Tenn. Thompson-Boling Arena
 Tuesday, Feb. 14 7 p.m. ET (ESPN)
 Lexington, Ky. Rupp Arena

TEXAS A&M AGGIES



Location..... College Station, Texas
Enrollment 59,000
Conference.....SEC
Colors Maroon and White
Arena..... Reed Arena (12,989)
Head Coach Billy Kennedy
Record at School/Years 99-69/five years
Overall Record/Years 310-249/18 years
2015-16 Record (Conference) 28-9 (13-5)
2016 NCAA Postseason NCAA Sweet Sixteen
SID Adam Quisenberry
SID Phone 979.862.5453
SID Email aquisenberry@athletics.tamu.edu
Website 12thman.com
Series..... UK leads 6-3
In Lexington..... UK leads 3-2
In College Station..... UK leads 2-1
At Neutral Sites UK leads 1-0
Current Win Streak UK, one game
Longest UK Win Streak Two games (two times)
Longest A&M Win Streak One game (three times)
Largest UK Win..... (65) 83-18 (12/14/1946)
Largest A&M Win..... (12) 83-71 (1/12/2013)
John Calipari vs. Texas A&M 5-2
UK vs. Billy Kennedy 4-2
Last Meeting Kentucky, 82-77 OT (3/13/2016)

Tuesday, Jan. 3 9 p.m. ET (ESPN)
 Lexington, Ky. Rupp Arena
 Saturday, March 4 Noon ET (CBS)
 College Station, Texas Reed Arena

UCLA BRUINS



Location..... Los Angeles
Enrollment 43,239
Conference.....Pac-12
Colors Blue and Gold
Arena..... Pauley Pavilion (13,800)
Head Coach Steve Alford
Record at School/Years 65-40/three years
Overall Record/Years 528-275/25 years
2015-16 Record (Conference) 15-17 (6-12)
2016 NCAA Postseason None
SID Alex Timiraos
SID Phone 310.206.0524
SID Email atimiraos@athletics.ucla.edu
Website UCLABruins.com
Series..... UK leads 7-5
In Lexington..... UK leads 2-0
In Los Angeles Tied 1-1
At Neutral Sites Tied 4-4
Current Win Streak UCLA, one game
Longest UK Win Streak Three games
Longest UCLA Win Streak Two games
Largest UK Win..... (39) 83-44 (12/20/2014)
Largest UCLA Win..... (10) 87-77 (12/3/2015)
John Calipari vs. UCLA 3-2
UK vs. Steve Alford 2-2
Last Meeting UCLA, 87-77 (12/3/2015)

Saturday, Dec. 3 12:30 p.m. ET (CBS)
 Lexington, Ky. Rupp Arena

UT MARTIN SKYHAWKS



Location..... Martin, Tenn.
Enrollment 6,827
Conference Ohio Valley
Colors Navy Blue, Orange and White
Arena..... Kathleen and Tom Elam Center (4,300)
Head Coach Anthony Stewart
Record at School/Years 0-0/first season
Overall Record/Years 0-0/first season
2015-16 Record (Conference) 20-15 (10-6)
2016 NCAA Postseason CIT second round
SID Ryne Rickman
SID Phone 731.881.7632
SID Email rrickman@utm.edu
Website UTMsports.com
Series..... UK leads 1-0
In Lexington..... UK leads 1-0
In Martin N/A
At Neutral Sites N/A
Current Win Streak UK, one game
Longest UK Win Streak one game
Longest UT-Martin Win Streak N/A
Largest UK Win..... (74) 124-50 (11/26/1994)
Largest UT-Martin Win..... N/A
John Calipari vs. UT-Martin 4-0
UK vs. Anthony Stewart..... First meeting
Last Meeting Kentucky, 124-50 (11/26/1994)

Friday, Nov. 25 7 p.m. ET (SEC Network)
 Lexington, Ky. Rupp Arena

VALPARAISO CRUSADERS



Location..... Valparaiso, Ind.
Enrollment 4,520
Conference Horizon League
Colors Brown and Gold
Arena..... Athletics-Recreation Center (5,000)
Head Coach Matt Lottich
Record at School/Years 0-0/first season
Overall Record/Years 0-0/first season
2015-16 Record (Conference) 30-7 (16-2)
2016 NCAA Postseason NIT runner-up
SID Aaron Leavitt
SID Phone 219.464.6953
SID Email aaron.leavitt@valpo.edu
Website ValpoAthletics.com
Series..... UK leads 1-0
In Lexington..... N/A
In Valparaiso N/A
At Neutral Sites UK leads 1-0
Current Win Streak UK, one game
Longest UK Win Streak One game
Longest Valpo Win Streak N/A
Largest UK Win..... (15) 83-68 (3/14/2002)
Largest Valpo Win N/A
John Calipari vs. Valpo First meeting
UK vs. Matt Lottich First meeting
Last Meeting Kentucky, 83-68 (3/14/2002)

Wednesday, Dec. 7 8 p.m. ET (SEC Network)
 Lexington, Ky. Rupp Arena

VANDERBILT COMMODORES



Location..... Nashville, Tenn.
Enrollment 6,738
Conference SEC
Colors Black and Gold
Arena..... Memorial Gymnasium (14,316)
Head Coach Bryce Drew
Record at School/Years 0-0/first season
Overall Record/Years 124-49/five years
2015-16 Record (Conference) 19-14 (11-7)
2016 NCAA Postseason NCAA First Four
SID Andy Boggs
SID Phone 615.343.1847
SID Email andy.boggs@vanderbilt.edu
Website VUCommodores.com
Series..... UK leads 141-47
In Lexington..... UK leads 79-14
In Nashville UK Leads 55-29
At Neutral Sites UK Leads 7-4
Current Win Streak VU, one game
Longest UK Win Streak 19 games
Longest VU Win Streak Four (two times)
Largest UK Win..... (69) 98-29 (2/27/1947)
Largest VU Win..... (41) 93-52 (2/12/2008)
John Calipari vs. Vanderbilt 11-4
UK vs. Bryce Drew First meeting
Last Meeting Vanderbilt, 74-62 (2/27/2016)

Tuesday, Jan. 10 7 p.m. ET (ESPN)
 Nashville, Tenn. Memorial Gymnasium
 Tuesday, Feb. 28 9 p.m. ET (ESPN)
 Lexington, Ky. Rupp Arena

POSTSEASON TOURNAMENT INFORMATION

2017 SEC TOURNAMENT



Dates

March 8-12 (Bridgestone Arena | Nashville, Tenn.)

First Round • Wednesday, March 8

Game 1 - Seed #12 vs. Seed #13..... 7 p.m.
 Game 2 - Seed #11 vs. Seed #14..... 25 mins. after Gm. 1

Second Round • Thursday, March 9

Game 3 - Seed #9 vs. Seed #8..... 1 p.m.
 Game 4 - Gm. 1 Winner vs. Seed #5..... 25 mins. after Gm. 3
 Game 5 - Seed #10 vs. Seed #7..... 7 p.m.
 Game 6 - Gm. 2 Winner vs. Seed #6..... 25 mins. after Gm. 5

Quarterfinals • Friday, March 10

Game 7 - Gm. 3 Winner vs. Seed #1..... 1 p.m.
 Game 8 - Gm. 4 Winner vs. Seed #4..... 25 mins. after Gm. 7
 Game 9 - Gm. 5 Winner vs. Seed #2..... 7 p.m.
 Game 10 - Gm. 6 Winner vs. Seed #3..... 25 mins. after Gm. 9

Semifinals • Saturday, March 11

Game 11 - Gm. 7 Winner vs. Gm. 8 Winner 1 p.m.
 Game 12 - Gm. 9 Winner vs. Gm. 10 Winner 25 mins. after Gm. 11

Championship • Sunday, March 12

Game 13 - Gm. 11 Winner vs. Gm. 12 Winner 1 p.m.

All times are Eastern

2017 NCAA TOURNAMENT



First Four Games

March 14-15 (Univ. of Dayton Arena | Dayton, Ohio)

NCAA First & Second Rounds

March 16, 18 (First Niagara Center | Buffalo, N.Y.)
 March 16, 18 (BMO Harris Bradley Center | Milwaukee)
 March 16, 18 (Amway Center | Orlando, Fla.)
 March 16, 18 (EnergySolutions Arena | Salt Lake City)
 March 17, 19 (TBD)
 March 17, 19 (Bankers Life Fieldhouse | Indianapolis)
 March 17, 19 (Entertainment and Sports Center | Sacramento, Calif.)
 March 17, 19 (BOK Center | Tulsa, Okla.)

NCAA Regionals

March 23, 25 (Sprint Center | Kansas City, Mo.)
 March 23, 25 (SAP Center | San Jose, Calif.)
 March 24, 26 (FedEx Forum | Memphis, Tenn.)
 March 24, 26 (Madison Square Garden | New York)

NCAA Final Four

April 1-3 (University of Phoenix Stadium | Phoenix)

Future Final Four Sites

2018 (Alamodome | San Antonio)
 2019 (Minnesota Multi-Purpose Stadium | Minneapolis)
 2020 (Atlanta Stadium | Atlanta)
 2021 (Lucas Oil Stadium | Indianapolis)



The SEC Tournament will return to Bridgestone Arena in 2017.





UK



2015-16

REVIEW



2015-16 FINAL STATS

#	PLAYER	GP-GS	MIN/AVG	-----TOTAL-----		-----3-PTS-----		FT-FTA	PCT	--REBOUNDS--					PTS/AVG	
				FG-FGA	PCT	3FG-FGA	PCT			OFF-DEF-TOT-AVG	PF-FO	A	TO	BLK		STL
23	Jamal Murray	36-36	1267/35.2	244-538	.454	113-277	.408	119-152	.783	53-133-186-5.2	75-1	79	84	11	35	720-20.0
3	Tyler Ulis	35-35	1288/36.8	192-442	.434	55-160	.344	167-195	.856	19-86-105-3.0	64-2	246	69	4	51	606-17.3
22	Alex Poythress	31-23	732/23.6	119-198	.601	7-23	.304	72-102	.706	55-132-187-6.0	112-7	10	37	22	19	317-10.2
13	Isaiah Briscoe	34-33	1094/32.2	132-301	.439	5-37	.135	57-124	.460	49-132-181-5.3	96-2	107	66	5	35	326-9.6
35	Derek Willis	32-11	596/18.6	81-168	.482	53-120	.442	32-36	.889	30-97-127-4.0	55-2	12	22	24	21	247-7.7
1	Skal Labissiere	36-18	567/15.8	98-190	.516	0-2	.000	41-62	.661	35-78-113-3.1	108-5	11	33	59	9	237-6.6
00	Marcus Lee	36-20	785/21.8	102-150	.680	0-0	.000	25-62	.403	87-129-216-6.0	109-8	11	35	59	12	229-6.4
25	Dominique Hawkins	27-0	249/9.2	17-46	.370	8-29	.276	19-25	.760	13-9-22-0.8	30-0	13	6	3	6	61-2.3
15	Isaac Humphries	23-1	210/9.1	16-41	.390	0-0	.000	11-15	.733	20-36-56-2.4	46-2	2	10	16	2	43-1.9
4	Charles Matthews	36-3	370/10.3	23-52	.442	1-4	.250	14-34	.412	32-27-59-1.6	33-0	13	19	6	15	61-1.7
11	Mychal Mulder	24-0	90/3.8	4-20	.200	2-12	.167	2-2	1.000	9-18-27-1.1	6-0	8	2	0	1	12-0.5
10	Jonny David	11-0	11/1.0	0-2	.000	0-2	.000	2-2	1.000	0-0-0-0.0	1-0	0	1	0	0	2-0.2
24	EJ Floreal	13-0	16/1.2	0-1	.000	0-0	.000	0-2	.000	1-5-6-0.5	0-0	0	1	0	0	0-0.0
TM	TEAM.....									59-52-111-3.1						
	Total	36	7275	1028-2149	.478	244-666	.366	561-813	.690	462-934-1396-38.8	737-29	512	402	209	206	2861-79.5
	Opponents	36	7275	827-2082	.397	201-616	.326	596-849	.702	438-771-1209-33.6	713	334	447	111	156	2451-68.1

SCORE BY PERIODS:	1st	2ND	OT	OT2	TOTAL
Kentucky	1371	1462	28		2861
Opponents	1104	1316	31		2451

2015-16 FINAL SEC STATS

#	PLAYER	GP-GS	MIN/AVG	-----TOTAL-----		-----3-PTS-----		FT-FTA	PCT	--REBOUNDS--					PTS/AVG	
				FG-FGA	PCT	3FG-FGA	PCT			OFF-DEF-TOT-AVG	PF-FO	A	TO	BLK		STL
23	Jamal Murray	18-18	646/35.9	137-288	.476	67-151	.444	63-78	.808	28-70-98-5.4	35-1	33	31	6	18	404-22.4
3	Ulis, Tyler	18-18	672/37.3	104-237	.439	26-79	.329	96-114	.842	11-49-60-3.3	41-1	152	34	2	26	330-18.3
22	Alex Poythress	13-12	297/22.8	50-81	.617	0-5	.000	30-43	.698	18-50-68-5.2	48-4	4	22	8	4	130-10.0
35	Derek Willis	15-9	342/22.8	48-94	.511	35-70	.500	14-15	.933	17-60-77-5.1	29-0	5	11	12	8	145-9.7
13	Isaiah Briscoe	18-18	593/32.9	64-161	.398	1-18	.056	24-55	.436	29-62-91-5.1	55-1	55	25	1	15	153-8.5
00	Marcus Lee	18-12	390/21.7	47-69	.681	0-0	.000	9-30	.300	42-71-113-6.3	58-5	5	17	28	2	103-5.7
1	Labissiere, Skal	18-2	238/13.2	43-85	.506	0-2	.000	10-20	.500	20-35-55-3.1	51-2	4	14	27	4	96-5.3
15	Isaac Humphries	13-1	131/10.1	10-22	.455	0-0	.000	3-4	.750	13-25-38-2.9	33-2	1	4	11	1	23-1.8
25	Dominique Hawkins	11-0	84/7.6	4-12	.333	3-8	.375	4-4	1.000	3-1-4-0.4	9-0	5	3	2	2	15-1.4
4	Matthews, Charles	18-0	158/8.8	7-20	.350	0-0	.000	5-14	.357	16-14-30-1.7	14-0	4	6	3	5	19-1.1
11	Mychal Mulder	12-0	57/4.8	3-15	.200	2-8	.250	2-2	1.000	6-13-19-1.6	4-0	2	2	0	1	10-0.8
24	EJ Floreal	9-0	12/1.3	0-1	.000	0-0	.000	0-2	.000	0-5-5-0.6	0-0	0	1	0	0	0-0.0
10	Jonny David	6-0	5/0.8	0-1	.000	0-1	.000	0-0	.000	0-0-0-0.0	1-0	0	0	0	0	0-0.0
TM	TEAM.....									30-25-55-3.1	2		9			
	Total	18	3625	517-1086	.476	134-342	.392	260-381	.682	233-480-713-39.6	380-16	270	179	100	86	1428-79.3
	Opponents	18	3625	395-1015	.389	102-302	.338	328-470	.698	206-396-602-33.4	329	173	197	59	63	1220-67.8

SCORE BY PERIODS:	1st	2ND	OT	OT2	TOTAL
Kentucky	702	717	9		1428
Opponents	524	685	11		1220

2015-16 TEAM HIGHS AND LOWS

KENTUCKY - GAME HIGHS

POINTS

94 LSU (3/5/16)
 93 vs. Georgia (3/12/16)
 89 at #RV/20 South Carolina (2/13/16)
 88 at Florida (3/1/16)
 88 MISSOURI (1/27/16)
 88 EKU (12/9/15)

FIELD GOALS MADE

38 LSU (3/5/16)
 35 EKU (12/9/15)

FIELD GOALS ATTEMPTED

72 LSU (3/5/16)
 72 at Auburn (1/16/16)

FIELD-GOAL PERCENTAGE

.560 (28-50) ALBANY (11/13/15)
 .550 (33-60) VANDERBILT (1/23/16)

3-POINT FIELD GOALS MADE

13 vs. Alabama (3/11/16)
 12 FLORIDA (2/6/16)

3-POINT FIELD GOALS ATTEMPTED

25 at #RV/20 South Carolina (2/13/16)
 25 OLE MISS (1/2/16)
 25 at UCLA (12/3/15)

3-POINT FIELD-GOAL PERCENTAGE

.700 (7-10) at Florida (3/1/16)
 .600 (12-20) FLORIDA (2/6/16)

FREE THROWS MADE

29 ILLINOIS STATE (11/30/15)
 26 vs. Georgia (3/12/16)
 26 WRIGHT STATE (11/20/15)

FREE THROWS ATTEMPTED

46 ILLINOIS STATE (11/30/15)
 37 WRIGHT STATE (11/20/15)

FREE THROW PERCENTAGE

.882 (15-17) vs. Stony Brook (3/17/16)
 .867 (26-30) vs. Georgia (3/12/16)

REBOUNDS

54 NJIT (11/14/15)
 50 EKU (12/9/15)

ASSISTS

26 LSU (3/5/16)
 19 at Florida (3/1/16)
 19 FLORIDA (2/6/16)

STEALS

13 OLE MISS (1/2/16)
 12 BOSTON U. (11/24/15)

BLOCKED SHOTS

15 vs. Stony Brook (3/17/16)
 11 MISSOURI (1/27/16)

TURNOVERS

20 ALBANY (11/13/15)
 17 MISSISSIPPI STATE (1/12/16)
 17 EKU (12/9/15)

FOULS

33 at #4/3 Kansas (1/30/16)
 27 at Florida (3/1/16)
 27 at UCLA (12/3/15)

OPPONENT - GAME HIGHS

POINTS

90 at #4/3 Kansas (1/30/16)
 87 at UCLA (12/3/15)
 85 at LSU (1/5/16)
 84 at Tennessee (2/2/16)
 80 vs. Georgia (3/12/16)

FIELD GOALS MADE

30 at LSU (1/5/16)
 29 at Florida (3/1/16)

FIELD GOALS ATTEMPTED

76 vs. Stony Brook (03/17/16)
 72 at #RV/24 Texas A&M (02/20/16)

FIELD-GOAL PERCENTAGE

.529 (27-51) MISSISSIPPI STATE (1/12/16)
 .528 (28-53) at UCLA (12/3/15)

3-POINT FIELD GOALS MADE

12 at Auburn (1/16/16)
 9 vs. Alabama (3/11/16)

9 at #RV/24 Texas A&M (2/20/16)
 9 vs. Ohio State (12/19/15)

3-POINT FIELD GOALS ATTEMPTED

26 vs. Alabama (3/11/16)
 26 at Auburn (1/16/16)

3-POINT FIELD-GOAL PERCENTAGE

.500 (9-18) vs. Ohio State (12/19/15)
 .471 (8-17) at #4/3 Kansas (1/30/16)

FREE THROWS MADE

30 at Tennessee (2/2/16)
 30 at #4/3 Kansas (1/30/16)

FREE THROWS ATTEMPTED

47 at #4/3 Kansas (1/30/16)
 37 at Florida (3/1/16)

FREE THROW PERCENTAGE

.882 (30-34) at Tennessee (2/2/16)
 .882 (15-17) WRIGHT STATE (11/20/15)

REBOUNDS

46 vs. Stony Brook (3/17/16)
 46 at LSU (1/5/16)

ASSISTS

18 at #RV/24 Texas A&M (2/20/16)
 17 at LSU (1/5/16)

STEALS

9 vs. Ohio State (12/19/15)
 9 ALBANY (11/13/15)

BLOCKED SHOTS

8 at #RV/20 South Carolina (2/13/16)
 8 vs. #5/4 Duke (11/17/15)

TURNOVERS

19 MISSISSIPPI STATE (1/12/16)
 17 ARIZONA STATE (12/12/15)
 17 BOSTON U. (11/24/15)

FOULS

33 WRIGHT STATE (11/20/15)
 32 ILLINOIS STATE (11/30/15)

KENTUCKY - GAME LOWS

POINTS

62 at Vanderbilt (2/27/16)
 67 vs. Ohio State (12/19/15)
 67 at LSU (1/5/16)
 67 vs. #14/12 Indiana (03/19/16)
 70 at Auburn (1/16/16)

FIELD GOALS MADE

22 ILLINOIS STATE (11/30/15)
 23 at Vanderbilt (2/27/16)

FIELD GOALS ATTEMPTED

47 WRIGHT STATE (11/20/15)
 50 ALBANY (11/13/15)

FIELD-GOAL PERCENTAGE

.347 (25-72) at Auburn (1/16/16)
 .379 (25-66) at UCLA (12/3/15)

3-POINT FIELD GOALS MADE

2 WRIGHT STATE (11/20/15)
 2 ILLINOIS STATE (11/30/15)
 2 at Alabama (1/9/16)
 2 ALABAMA (2/23/16)

3-POINT FIELD GOALS ATTEMPTED

9 at Alabama (1/9/16)
 10 vs. #5/4 Duke (11/17/15)
 10 WRIGHT STATE (11/20/15)
 10 ALABAMA (2/23/16)
 10 at Florida (3/1/16)

3-POINT FIELD-GOAL PERCENTAGE

.167 (2-12) ILLINOIS STATE (11/30/15)
 .200 (2-10) WRIGHT STATE (11/20/15)
 .200 (2-10) ALABAMA (2/23/16)
 .200 (3-15) BOSTON U. (11/24/15)

FREE THROWS MADE

4 VANDERBILT (1/23/16)
 8 vs. Ohio State (12/19/15)
 8 FLORIDA (2/6/16)

FREE THROWS ATTEMPTED

6 VANDERBILT (1/23/16)
 14 vs. Ohio State (12/19/15)
 14 MISSOURI (1/27/16)
 14 FLORIDA (2/6/16)

FREE THROW PERCENTAGE

.435 (10-23) at Vanderbilt (2/27/16)
 .500 (10-20) OLE MISS (1/2/16)
 .500 (13-26) BOSTON U. (11/24/15)

REBOUNDS

29 #16/15 LOUISVILLE (12/26/15)
 31 at #4/3 Kansas (1/30/16)
 31 vs. Alabama (3/11/16)
 31 vs. Georgia (3/12/16)

ASSISTS

8 ILLINOIS STATE (11/30/15)
 8 at LSU (1/5/16)
 8 vs. #14/12 Indiana (03/19/16)

STEALS

2 at Alabama (1/9/16)
 2 at Tennessee (2/2/16)
 2 FLORIDA (2/6/16)
 2 TENNESSEE (2/18/16)
 2 at Vanderbilt (2/27/16)
 2 vs. Alabama (3/11/16)

BLOCKED SHOTS

1 WRIGHT STATE (11/20/15)
 1 at LSU (1/5/16)
 1 vs. Alabama (3/11/16)

TURNOVERS

4 ALABAMA (2/23/16)
 5 at Vanderbilt (2/27/16)
 5 vs. Georgia (3/12/16)

FOULS

12 MISSOURI (1/27/16)
 15 ALABAMA (2/23/16)

OPPONENT - GAME LOWS

POINTS

48 GEORGIA (2/9/16)
 53 ALABAMA (2/23/16)
 54 MISSOURI (1/27/16)
 57 NJIT (11/14/15)
 57 VANDERBILT (1/23/16)
 57 vs. Stony Brook (03/17/16)

FIELD GOALS MADE

11 GEORGIA (2/9/16)
 16 VANDERBILT (1/23/16)

FIELD GOALS ATTEMPTED

48 ALABAMA (2/23/16)
 48 vs. Alabama (3/11/16)

FIELD-GOAL PERCENTAGE

.220 (11-50) GEORGIA (2/9/16)
 .263 (20-76) vs. Stony Brook (03/17/16)

3-POINT FIELD GOALS MADE

1 ALBANY (11/13/15)
 2 vs. USF (11/27/15)
 2 at Arkansas (1/21/16)

3-POINT FIELD GOALS ATTEMPTED

10 vs. USF (11/27/15)
 11 at UCLA (12/3/15)
 11 GEORGIA (2/9/16)

3-POINT FIELD-GOAL PERCENTAGE

.071 (1-14) ALBANY (11/13/15)
 .167 (2-12) at Arkansas (1/21/16)

FREE THROWS MADE

8 ILLINOIS STATE (11/30/15)
 8 ARIZONA STATE (12/12/15)

FREE THROWS ATTEMPTED

10 ILLINOIS STATE (11/30/15)
 14 EKU (12/9/15)

FREE THROW PERCENTAGE

.432 (16-37) at Florida (3/1/16)
 .533 (8-15) ARIZONA STATE (12/12/15)

REBOUNDS

20 MISSISSIPPI STATE (1/12/16)
 23 NJIT (11/14/15)

ASSISTS

4 ALBANY (11/13/15)
 4 vs. Alabama (3/11/16)

STEALS

0 GEORGIA (2/9/16)
 0 ALABAMA (2/23/16)

2015-16 TEAM HIGHS AND LOWS

BLOCKED SHOTS

0ALBANY (11/13/15)
 0ARIZONA STATE (12/12/15)
 0MISSISSIPPI STATE (1/12/16)
 0GEORGIA (2/9/16)

TURNOVERS

5 at Vanderbilt (2/27/16)
 5 at Florida (3/1/16)

FOULS

10VANDERBILT (1/23/16)
 13 at Auburn (1/16/16)

KENTUCKY - INDIVIDUAL GAME HIGHS

POINTS

35Jamal Murray vs. Florida (2/6/16)
 33Jamal Murray at Vanderbilt (2/27/16)
 33Jamal Murray vs. Ohio State (12/19/15)
 30 Tyler Ulis vs. #17/17 Texas A&M (3/13/16)
 28Jamal Murray vs Tennessee (2/18/16)

FIELD GOALS MADE

13Jamal Murray vs. Florida (2/6/16)
 13Jamal Murray vs. Ohio State (12/19/15)

FIELD GOALS ATTEMPTED

23Jamal Murray vs. Ohio State (12/19/15)
 22Jamal Murray at Auburn (1/16/16)

FIELD-GOAL PERCENTAGE (MIN 5 MADE)

1.000 (5-5) Marcus Lee vs. EKV (12/9/15)
 .875 (7-8)Alex Poythress vs. Alabama (3/11/16)
 .875 (7-8) Alex Poythress vs. Boston U. (11/24/15)

3-POINT FIELD GOAL MADE

8Jamal Murray vs. Florida (2/6/16)
 7Derek Willis vs. Tennessee (2/18/16)
 7Jamal Murray vs. Ohio State (12/19/15)

3-POINT FIELD GOALS ATTEMPTED

12Jamal Murray at Tennessee (2/2/16)
 12Jamal Murray vs. Ole Miss (1/2/16)

3-POINT FIELD-GOAL PERCENTAGE (MIN 2 MADE)

1.000 (2-2) Derek Willis vs. Stony Brook (3/17/16)
 1.000 (2-2)Tyler Ulis vs. Alabama (3/11/16)
 1.000 (2-2) .Derek Willis vs. Mississippi State (1/12/16)
 1.000 (2-2)Tyler Ulis vs. USF (11/27/15)

FREE THROWS MADE

14Tyler Ulis at Arkansas (11/21/16)
 12 Tyler Ulis at Tennessee (2/2/16)

FREE THROWS ATTEMPTED

15Tyler Ulis at Arkansas (1/21/16)
 14 Tyler Ulis at Tennessee (2/2/16)

FREE-THROW PERCENTAGE (MIN 5 MADE)

1.000 (10-10) ...Jamal Murray vs. Wright St. (11/20/15)
 1.000 (8-8)Derek Willis vs. Georgia (3/12/16)
 1.000 (7-7) Tyler Ulis at Auburn (1/16/16)
 1.000 (6-6)Jamal Murray at Alabama (1/9/16)
 1.000 (6-6) Tyler Ulis vs. Boston U. (11/24/15)
 1.000 (6-6) Tyler Ulis vs. #5/4 Duke (11/17/15)
 1.000 (6-6)Skal Labissiere vs. NJIT (11/14/15)
 1.000 (5-5)Tyler Ulis vs Alabama (3/11/16)
 1.000 (5-5) Tyler Ulis vs. Mississippi State (1/12/16)

REBOUNDS

13 Marcus Lee at #RV/20 South Carolina (2/13/16)
 13Alex Poythress vs. EKV (12/9/15)

ASSISTS

14Tyler Ulis vs. LSU (3/5/16)
 12 Tyler Ulis at #RV/20 South Carolina (2/13/16)

STEALS

6 Tyler Ulis vs. Ole Miss (1/2/16)
 4Isaiah Briscoe vs. Ole Miss (1/2/16)
 4Jamal Murray vs. #5/4 Duke (11/17/15)

BLOCKED SHOTS

6Skal Labissiere vs. Stony Brook (3/17/16)
 6 Skal Labissiere vs. LSU (3/5/16)

TURNOVERS

7 Jamal Murray vs. #16/15 Louisville (12/26/15)
 5Isaiah Briscoe at #RV/20 South Carolina (2/13/16)
 5Isaiah Briscoe vs. Illinois State (11/30/15)
 5Jamal Murray vs. Wright State (11/20/15)
 5Tyler Ulis vs. Albany (11/13/15)
 5Jamal Murray vs. Albany (11/13/15)

FOULS

5 Tyler Ulis vs. #14/12 Indiana (3/19/16)
 5Alex Poythress vs. #17/17 Texas A&M (3/13/16)
 5Isaiah Briscoe at Florida (3/1/16)
 5Alex Poythress at Florida (3/1/16)



Jamal Murray scored a freshman record 30 or more points in three different games during the 2015-16 season.

5 Alex Poythress at Vanderbilt (2/27/16)
 5Marcus Lee at #RV/24 Texas A&M (2/20/16)
 5Isaac Humphries at #RV/24 Texas A&M (2/20/16)
 5 Isaac Humphries vs. Georgia (2/9/16)
 5Skal Labissiere vs. Georgia (2/9/16)
 5Marcus Lee vs. Florida (2/6/16)
 5 Alex Poythress at Tennessee (2/2/16)
 5 Tyler Ulis at Tennessee (2/2/16)
 5 Derek Willis at #4/3 Kansas (1/30/16)
 5Alex Poythress at #4/3 Kansas (1/30/16)
 5Skal Labissiere at #4/3 Kansas (1/30/16)
 5Marcus Lee at #4/3 Kansas (1/30/16)
 5Marcus Lee at Arkansas (1/21/16)
 5Jamal Murray at Auburn (1/16/16)
 5Marcus Lee vs. Mississippi State (1/12/16)
 5 Marcus Lee at LSU (1/05/16)
 5 Alex Poythress at LSU (1/5/16)
 5Skal Labissiere vs. Ole Miss (1/2/16)
 5 Marcus Lee vs. Ohio State (12/19/15)
 5Labissiere, Skal vs. Arizona State (12/12/15)
 5Alex Poythress at UCLA (12/3/15)
 5Derek Willis at UCLA (12/3/15)
 5Isaiah Briscoe vs. Illinois State (11/30/15)
 5 Marcus Lee vs. #5/4 Duke (11/17/15)
 5Skal Labissiere vs. #5/4 Duke (11/17/15)

MINUTES

45 Tyler Ulis vs. #17/17 Texas A&M (3/13/16)
 45 Tyler Ulis at #RV/24 Texas A&M (2/20/16)
 45Tyler Ulis at #4/3 Kansas (1/30/16)
 44 Jamal Murray vs #17/17 Texas A&M (3/13/16)
 42 Jamal Murray at #RV/24 Texas A&M (2/20/16)

OPPONENT - INDIVIDUAL GAME HIGHS

POINTS

33 Wayne Selden Jr. at #4/3 Kansas (1/30/16)
 32Danuel House vs. #17/17 Texas A&M (3/13/16)
 29Retin Obasohan vs. Alabama (2/23/16)
 27John Egbunu at Florida (3/1/16)
 27 Kevin Punter at Tennessee (2/2/16)
 27 Damion Lee vs. #16/15 Louisville (12/26/15)

FIELD GOALS MADE

12 John Egbunu at Florida (3/1/16)
 12 Wayne Selden Jr. at #4/3 Kansas (1/30/16)

FIELD GOALS ATTEMPTED

23Danuel House vs. #17/17 Texas A&M (3/13/16)
 21 Jameel Warney vs. Stony Brook (03/17/16)

FIELD-GOAL PERCENTAGE (MIN 5 MADE)

1.000 (5-5)Ben Simmons at LSU (1/5/16)
 .875 (7-8) Amile Jefferson vs. #5/4 Duke (11/17/15)

3-POINT FIELD GOAL MADE

6 Arthur Edwards vs. Alabama (3/11/16)
 5Kareem Canty at Auburn (1/16/16)

3-POINT FIELD GOALS ATTEMPTED

13Danuel House vs. #17/17 Texas A&M (3/13/16)
 12Kareem Canty at Auburn (1/16/16)

3-POINT FIELD-GOAL PERCENTAGE (MIN 2 MADE)

1.000 (3-3) Tyler Harris at Auburn (01/16/16)

1.000 (2-2) Devin Robinson at Florida (3/1/16)
 1.000 (2-2) Brandon Austin vs Alabama (02/23/16)
 1.000 (2-2) TJ Lang at Auburn (01/16/16)
 1.000 (2-2) Fred Thomas vs Miss. State (01/12/16)
 1.000 (2-2) Aaron Epps at LSU (01/05/16)
 1.000 (2-2) Aaron Holiday at UCLA (12/03/15)

FREE THROWS MADE

11 Michael Carrera at #RV/20 South Carolina (2/13/16)
 10Retin Obasohan vs Alabama (02/23/16)
 10 Kevin Punter at Tennessee (02/02/16)

FREE THROWS ATTEMPTED

15 Michael Carrera at #RV/20 South Carolina (2/13/16)
 14 Craig Victor II at LSU (01/05/16)

FREE-THROW PERCENTAGE (min 5 made)

1.000 (9-9) Stefan Moody vs Ole Miss (1/2/16)
 1.000 (8-8) Yante Maten vs Georgia (2/9/16)
 1.000 (6-6)DeShaun Thrower vs. Stony Brook (3/17/16)
 1.000 (6-6)Admiral Schofield at Tennessee (2/2/16)
 1.000 (6-6)Malik Newman vs. Miss. State (1/12/16)
 1.000 (5-5)Jarelle Reischel vs. EKV (12/9/15)

REBOUNDS

15 Jameel Warney vs. Stony Brook (3/17/16)
 15 Amile Jefferson vs. #5/4 Duke (11/17/15)

ASSISTS

8 Anthony Collins at #RV/24 Texas A&M (2/20/16)
 7Tim Quarterman at LSU (1/5/16)
 7 Aaron Holiday at UCLA (12/3/15)

STEALS

7 Ben Simmons vs. LSU (3/5/16)
 4Tim Coleman vs. NJIT (11/14/15)
 4Mike Rowley vs. Albany (11/13/15)

BLOCKED SHOTS

6Marshall Plumlee vs. #5/4 Duke (11/17/15)
 5Horace Spencer at Auburn (1/16/16)
 5 Trevor Thompson vs. Ohio State (12/19/15)

TURNOVERS

8 Kyle Foreman vs Boston U. (11/24/15)
 6 Ben Simmons vs LSU (3/5/16)
 6 .. Sindarius Thornwell at #RV/20 S. Carolina (2/13/16)
 6Charles Mann vs. Georgia (2/9/16)
 6 Cinmeon Bowers at Auburn (01/16/16)
 6 Roddy Peters vs. USF (11/27/15)

FOULS

5Charles Mann vs. Georgia (3/12/16)
 5 Devin Robinson at Florida (3/1/16)
 5 Jeff Roberson at Vanderbilt (2/27/16)
 5 J.J. Frazier vs. Georgia (2/9/16)
 5Trey Thompson at Arkansas (1/21/16)
 5Craig Sword vs. Mississippi State (1/12/16)
 5Paris Lee vs. Illinois State (11/30/15)
 5Roland Griffin vs. Illinois State (11/30/15)
 5Nick Havener vs. Boston U. (11/24/15)
 5Joe Thomason vs. Wright State (11/20/15)
 5 Michael Karen vs. Wright State (11/20/15)
 5Mike Rowley vs. Albany (11/13/15)

2015-16 POINTS-REBOUNDS-ASSISTS

OPPONENT	DATE	SCORE	W/L	00	01	03	04	10	11	13	15	22	23	24	25	35
				LEE	LABISSIERE	ULIS	MATTHEWS	DAVID	MULDER	BRISCOE	HUMPHRIES	POYTHRESS	MURRAY	FLOREAL	HAWKINS	WILLIS
ALBANY	11/13/15	78-65	W	12-8-3	9-5-0	12-4-2	4-2-0	DNP	2-0-0	DNP	4-2-0	2-3-0	19-3-8	DNP	0-1-0	14-5-3
NJIT	11/14/15	87-57	W	10-8-0	26-5-0	5-5-5	1-0-2	0-0-0	0-2-1	11-12-2	5-3-0	9-7-0	8-5-2	DNP	1-1-1	11-3-1
vs. #5/4 Duke	11/17/15	74-63	W	10-10-1	7-4-1	18-4-6	0-0-0	DNP	DNP	12-3-1	2-3-1	9-7-0	16-5-5	DNP	DNP	0-0-0
WRIGHT STATE	11/20/15	78-62	W	0-7-0	13-3-0	21-2-5	4-1-0	DNP	0-2-1	15-3-2	DNP	10-10-0	13-6-1	DNP	DNP	2-0-0
BOSTON U.	11/24/15	82-62	W	9-2-0	16-7-0	15-6-6	3-7-2	0-0-0	0-0-0	11-7-5	DNP	14-10-0	12-3-2	DNP	0-0-0	2-2-0
vs. South Florida	11/27/15	84-63	W	4-6-0	17-4-2	8-2-2	11-2-1	2-0-0	0-0-0	6-6-7	2-0-0	8-5-0	21-3-3	DNP	3-0-1	2-0-0
ILLINOIS STATE	11/30/15	75-63	W	13-12-0	2-2-0	DNP	5-3-2	DNP	0-0-0	18-7-3	DNP	9-7-2	16-5-1	DNP	7-0-0	5-2-0
at UCLA	12/3/15	87-77	L	2-2-0	6-1-0	9-2-9	2-3-1	DNP	DNP	20-2-1	4-6-0	4-5-1	17-5-0	DNP	2-3-0	11-6-0
EKU	12/9/15	88-67	W	11-8-0	10-4-2	9-4-8	7-2-0	DNP	DNP	10-6-1	DNP	21-13-0	16-7-4	DNP	2-2-2	2-1-1
ARIZONA STATE	12/12/15	72-58	W	14-7-0	0-0-0	12-5-6	0-1-1	0-0-0	0-2-1	9-4-2	3-1-0	10-6-0	17-3-5	0-1-0	0-0-0	7-3-0
vs. Ohio State	12/19/15	74-67	L	12-9-0	2-5-0	11-2-4	0-0-0	DNP	0-1-1	3-6-7	DNP	6-7-1	33-3-1	DNP	0-0-0	DNP
#16/15 LOUISVILLE	12/26/15	75-73	W	8-7-0	2-3-0	21-1-8	2-2-0	DNP	0-0-0	DNP	DNP	14-6-1	12-6-2	DNP	13-1-1	3-2-0
OLE MISS*	1/2/16	83-61	W	13-8-0	9-3-0	20-3-10	3-1-0	DNP	DNP	6-5-3	0-0-0	6-9-0	18-6-3	DNP	0-0-1	8-1-1
at LSU*	1/5/16	85-67	L	0-2-0	3-2-0	23-1-6	0-1-1	DNP	5-8-0	5-6-0	0-1-0	4-4-0	21-2-1	DNP	DNP	6-3-0
at Alabama*	1/9/16	77-61	W	8-11-0	0-1-0	8-5-8	0-0-0	DNP	3-4-0	12-5-4	DNP	25-7-0	21-5-0	0-0-0	DNP	0-2-0
MISSISSIPPI STATE*	1/12/16	80-74	W	2-9-0	5-4-0	21-3-5	0-0-0	DNP	2-0-2	14-4-5	DNP	6-8-0	22-1-3	DNP	DNP	8-2-1
at Auburn*	1/16/16	75-70	L	3-4-1	4-2-0	17-10-8	0-0-1	0-0-0	0-3-0	8-3-1	DNP	6-3-0	20-5-2	0-0-0	DNP	12-12-2
at Arkansas*	1/21/16	80-66	W	4-2-0	11-3-0	24-1-5	1-3-0	0-0-0	0-1-0	2-7-3	0-0-0	7-6-0	19-7-1	0-1-0	DNP	12-7-0
VANDERBILT*	1/23/16	76-57	W	6-5-0	0-0-0	21-3-5	2-2-1	DNP	DNP	6-4-4	DNP	16-2-0	18-7-2	0-0-0	DNP	7-9-0
MISSOURI*	1/27/16	88-54	W	2-3-0	12-0-0	20-2-8	2-3-0	0-0-0	0-0-0	15-6-6	0-1-0	8-7-1	11-9-2	0-1-0	DNP	18-12-1
at #4/3 Kansas	1/30/16	90-84	L ^{OT}	4-3-0	4-0-0	26-2-8	0-0-0	DNP	DNP	12-4-5	DNP	13-8-1	15-6-0	DNP	4-1-1	6-5-0
at Tennessee*	2/2/16	84-77	L	2-3-0	2-2-1	20-0-5	0-0-0	DNP	DNP	10-8-5	DNP	14-5-1	21-5-5	DNP	0-0-0	8-8-0
FLORIDA*	2/6/16	80-61	W	4-6-1	2-3-0	18-4-11	2-1-0	DNP	0-0-0	3-2-6	4-6-0	DNP	35-6-1	0-0-0	0-0-0	12-6-0
GEORGIA*	2/9/16	82-48	W	4-2-0	6-7-0	14-3-8	7-5-0	0-0-0	0-1-0	7-3-4	0-3-0	DNP	24-2-0	0-1-0	9-0-1	11-6-0
at #RV/20 S. Carolina*	2/13/16	89-62	W	11-13-0	4-1-0	27-0-12	2-5-1	DNP	DNP	10-5-3	0-1-0	DNP	26-5-1	DNP	0-0-0	9-2-0
TENNESSEE*	2/18/16	80-70	W	4-4-0	4-4-1	11-4-9	0-2-0	0-0-0	0-0-0	5-10-1	3-6-0	DNP	28-9-2	DNP	0-1-0	25-5-0
at rv/24 Texas A&M*	2/20/16	79-77	L ^{OT}	8-5-0	3-3-0	22-4-11	0-1-0	DNP	DNP	11-6-3	6-12-0	DNP	21-1-1	DNP	3-0-0	3-1-0
ALABAMA*	2/23/16	78-53	W	6-12-2	2-2-0	19-5-10	0-2-0	DNP	0-1-0	10-4-1	4-4-1	14-1-0	23-4-0	0-2-0	0-0-1	DNP
at Vanderbilt*	2/27/16	74-62	L	9-6-1	0-1-0	12-3-6	0-4-0	0-0-0	0-1-0	8-4-2	0-1-0	0-3-0	33-9-1	0-0-0	0-1-0	DNP
at Florida*	3/1/16	88-79	W	5-8-0	11-8-0	19-4-11	0-0-0	DNP	DNP	13-3-3	4-3-0	12-10-1	21-8-4	DNP	3-0-0	DNP
LSU*	3/5/16	94-77	W	12-10-0	18-9-2	14-5-14	0-0-0	DNP	0-0-0	8-6-3	2-0-0	12-3-1	22-7-4	DNP	0-2-2	6-1-0
vs. Alabama	3/11/16	85-59	W	2-5-1	7-5-0	17-1-5	0-0-0	DNP	0-0-1	4-4-6	0-0-0	20-7-0	23-3-4	0-0-0	7-2-1	5-1-0
vs. Georgia	3/12/16	93-80	W	2-1-1	2-0-0	25-1-5	0-3-0	DNP	0-0-0	12-7-2	0-1-0	10-2-0	26-6-2	0-0-0	2-0-0	14-7-0
vs. #17/17 Texas A&M	3/13/16	82-77	W ^{OT}	2-1-0	2-1-1	30-3-5	1-2-0	DNP	DNP	10-5-6	0-2-0	10-6-0	17-5-0	DNP	0-0-0	10-4-1
vs. Stony Brook	3/17/16	85-57	W	7-3-0	12-4-1	10-1-7	2-1-0	0-0-0	0-1-1	13-11-1	0-0-0	12-4-0	19-7-2	0-0-0	2-4-1	8-5-1
vs. Indiana	3/19/16	73-67	L	4-4-0	4-5-0	27-0-3	0-0-0	DNP	DNP	7-3-1	DNP	6-6-0	16-7-4	DNP	3-3-0	0-4-0



Kentucky led the nation with 23,361 fans per home game, the 18th time in the last 21 seasons UK has led the nation in average home attendance.

2015-16 RESULTS

Overall 27-9 • Home 17-0 • Away 4-7 • Neutral 6-2

DATE	OPPONENT	W/L	RESULT	HIGH SCORER	HIGH REBOUNDER
11/13/15	ALBANY	W	78-65	(19) Jamal Murray	(8) Marcus Lee
11/14/15	NJIT	W	87-57	(26) Skal Labissiere	(12) Isaiah Briscoe
11/17/15	1 vs. #5/4 Duke	W	74-63	(18) Tyler Ulis	(10) Marcus Lee
11/20/15	WRIGHT STATE	W	78-63	(21) Tyler Ulis	(10) Alex Poythress
11/24/15	BOSTON U.	W	82-62	(16) Skal Labissiere	(10) Alex Poythress
11/27/15	3 vs. USF	W	84-63	(21) Jamal Murray	(6) Isaiah Briscoe/(6) Marcus Lee
11/30/15	ILLINOIS STATE	W	75-63	(18) Isaiah Briscoe	(12) Marcus Lee
12/03/15	at UCLA	L	77-87	(20) Isaiah Briscoe	(6) Derek Willis/(6) Isaac Humphries
12/9/15	EKU	W	88-67	(21) Alex Poythress	(13) Alex Poythress
12/12/15	ARIZONA STATE	W	72-58	(17) Jamal Murray	(7) Marcus Lee
12/19/15	4 vs. Ohio State	L	67-74	(33) Jamal Murray	(9) Marcus Lee
12/26/15	#16/15 LOUISVILLE	W	75-73	(21) Tyler Ulis	(7) Marcus Lee
01/02/16	*OLE MISS	W	83-61	(20) Tyler Ulis	(9) Alex Poythress
01/05/16	*at LSU	L	67-85	(23) Tyler Ulis	(8) Mychal Mulder
1/9/16	*at Alabama	W	77-61	(25) Alex Poythress	(11) Marcus Lee
01/12/16	*MISSISSIPPI STATE	W	80-74	(22) Jamal Murray	(9) Marcus Lee
01/16/16	*at Auburn	L	70-75	(20) Jamal Murray	(12) Derek Willis
01/21/16	*at Arkansas	W	80-66	(24) Tyler Ulis	(7) Jamal Murray/(7) Derek Willis/(7) Isaiah Briscoe
01/23/16	*VANDERBILT	W	76-57	(21) Tyler Ulis	(9) Derek Willis
01/27/16	*MISSOURI	W	88-54	(20) Tyler Ulis	(12) Derek Willis
01/30/16	at #4/3 Kansas	L ^{ot}	84-90	(26) Tyler Ulis	(8) Alex Poythress
02/02/16	*at Tennessee	L	77-84	(21) Jamal Murray	(8) Derek Willis/(8) Isaiah Briscoe
02/06/16	*FLORIDA	W	80-61	(35) Jamal Murray	(6) Derek Willis/(6) Jamal Murray/(6) Isaac Humphries
02/09/16	*GEORGIA	W	82-48	(24) Jamal Murray	(7) Skal Labissiere
2/13/16	*at #RV/20 South Carolina	W	89-62	(27) Tyler Ulis	(13) Marcus Lee
02/18/16	*TENNESSEE	W	80-70	(28) Jamal Murray	(10) Isaiah Briscoe
02/20/16	*at #RV/24 Texas A&M	L ^{ot}	77-79	(22) Tyler Ulis	(12) Isaac Humphries
02/23/16	*ALABAMA	W	78-53	(23) Jamal Murray	(12) Marcus Lee
02/27/16	*at Vanderbilt	L	62-74	(33) Jamal Murray	(9) Jamal Murray
3/1/16	*at Florida	W	88-79	(21) Jamal Murray	(10) Alex Poythress
03/05/16	* LSU	W	94-77	(22) Jamal Murray	(10) Marcus Lee
03/11/16	5 vs. Alabama	W	85-59	(23) Jamal Murray	(7) Alex Poythress
03/12/16	5 vs. Georgia	W	93-80	(26) Jamal Murray	(7) Isaiah Briscoe/(7) Derek Willis
03/13/16	5 vs. #17/17 Texas A&M	W ^{ot}	82-77	(30) Tyler Ulis	(6) Alex Poythress
03/17/16	6 vs. Stony Brook	W	85-57	(19) Jamal Murray	(11) Isaiah Briscoe
03/19/16	6 vs. #14/12 Indiana	L	67-73	(27) Tyler Ulis	(7) Jamal Murray

* = Conference game

1 = Champions Classic - United Center | Chicago

2 = Miami Hoophall Invitational - American Airlines Arena | Miami

3 = CBS Sports Classic - Barclays Center | Brooklyn, N.Y.

4 = BIG 12/SEC Challenge

5 = SEC Tournament - Bridgestone Arena | Nashville, Tenn.

6 = NCAA Tournament - Wells Fargo Arena | Des Moines, Iowa

UK IN THE WEEKLY POLLS

Date	AP/USA	Date	AP/USA	Date	AP/USA
Preseason	2/1	Dec. 28	10/11	Feb. 15	14/14
Nov. 16	2/2	Jan. 4	9/8	Feb. 22	16/14
Nov. 23	1/1	Jan. 11	14/13	Feb. 29	22/19
Nov. 30	1/1	Jan. 18	23/19	March 7	16/16
Dec. 7	5/4	Jan. 25	20/19	March 14	10/13
Dec. 14	4/4	Feb. 1	20/19	Final	NA/16
Dec. 21	12/11	Feb. 8	22/21		

ATTENDANCE

Site	Games	Total	Avg/Game
HOME	17	397148	23361
AWAY	11	159501	14500
NEUTRAL	8	138163	17270
TOTAL	36	694812	19300

2015-16 GAME-BY-GAME STATISTICS

OPPONENT	DATE	SCORE	W/L	FG-FGA	PCT	3FG-FGA	PCT	FT-FTA	PCT	REBOUNDS						PTS
										OFF-DEF-TOT	PF	A	TO	BLK	STL	
UK ALBANY	11/13/15	78-65	W	28-50	.560	6-17	.353	16-24	.667	12-22-34	21	16	20	8	6	78
UK NJIT	11/14/15	87-57	W	32-69	.464	5-21	.238	18-24	.750	22-32-54	18	14	14	9	6	87
UK vs. Duke	11/17/15	74-63	W	30-67	.448	3-10	.300	11-18	.611	17-22-39	21	15	9	7	9	74
UK WRIGHT STATE	11/20/15	78-63	W	25-47	.532	2-10	.200	26-37	.703	7-30-37	17	9	12	1	5	78
UK BOSTON U.	11/24/15	82-62	W	33-64	.516	3-15	.200	13-26	.500	18-27-45	18	15	12	5	12	82
UK vs. USF	11/27/15	84-63	W	31-62	.500	6-13	.462	16-19	.842	12-25-37	17	16	8	5	9	84
UK ILLINOIS STATE	11/30/15	75-63	W	22-51	.431	2-12	.167	29-46	.630	12-27-39	19	8	15	9	6	75
UK at UCLA	12/3/15	87-77	L	25-66	.379	8-25	.320	19-25	.760	16-21-37	27	12	8	2	6	77
UK EASTERN KENTUCKY	12/9/15	88-67	W	35-64	.547	4-19	.211	14-20	.700	18-32-50	17	18	17	9	3	88
UK ARIZONA STATE	12/12/15	72-58	W	24-55	.436	6-21	.286	18-26	.692	11-25-36	20	15	14	8	6	72
UK vs. Ohio State	12/19/15	74-67	L	25-63	.397	9-19	.474	8-14	.571	13-27-40	17	14	12	5	6	67
UK LOUISVILLE	12/26/15	75-73	W	24-52	.462	11-23	.478	16-25	.640	10-19-29	19	12	15	6	4	75
UK OLE MISS*	1/2/16	83-61	W	33-66	.500	7-25	.280	10-20	.500	20-21-41	25	18	12	2	13	83
UK at LSU*	1/5/16	85-67	L	24-58	.414	7-20	.350	12-23	.522	11-21-32	25	8	14	1	3	67
UK at Alabama*	1/9/16	77-61	W	28-51	.549	2-9	.222	19-30	.633	14-29-43	23	12	11	5	2	77
UK MISSISSIPPI STATE*	1/12/16	80-74	W	28-55	.509	9-23	.391	15-20	.750	11-22-33	21	16	17	4	7	80
UK at Auburn*	1/16/16	75-70	L	25-72	.347	6-18	.333	14-18	.778	18-30-48	25	15	11	7	7	70
UK at Arkansas*	1/21/16	80-66	W	26-62	.419	5-16	.313	23-30	.767	16-27-43	25	9	6	9	5	80
UK VANDERBILT*	1/23/16	76-57	W	33-60	.550	6-19	.316	4-6	.667	6-26-32	19	12	7	3	6	76
UK MISSOURI*	1/27/16	88-54	W	34-65	.523	9-20	.450	11-14	.786	15-32-47	12	18	11	11	6	88
UK at Kansas	1/30/16	90-84ot	L	33-62	.532	5-23	.217	13-22	.591	6-25-31	33	15	16	6	10	84
UK at Tennessee*	2/2/16	84-77	L	26-62	.419	7-22	.318	18-23	.783	16-20-36	26	15	11	4	2	77
UK FLORIDA*	2/6/16	80-61	W	30-58	.517	12-20	.600	8-14	.571	11-26-37	18	19	10	5	2	80
UK GEORGIA*	2/9/16	82-48	W	29-56	.518	10-21	.476	14-22	.636	10-24-34	20	13	7	7	8	82
UK at South Carolina*	2/13/16	89-62	W	31-64	.484	11-25	.440	16-21	.762	14-24-38	21	17	12	5	6	89
UK at TENNESSEE*	2/18/16	80-70	W	26-62	.419	11-24	.458	17-23	.739	14-31-45	19	13	8	4	2	80
UK at Texas A&M*	2/20/16	79-77ot	L	27-54	.500	10-20	.500	13-17	.765	6-30-36	21	15	9	7	3	77
UK ALABAMA*	2/23/16	78-53	W	27-59	.458	2-10	.200	22-28	.786	15-26-41	15	15	4	5	6	78
UK at Vanderbilt*	2/27/16	74-62	L	23-55	.418	6-22	.273	10-23	.435	9-28-37	22	10	5	7	2	62
UK at Florida*	3/1/16	88-79	W	26-62	.419	6-16	.375	16-23	.696	11-28-39	16	11	5	3	1	74
UK at Florida*	3/1/16	88-79	W	29-55	.527	7-10	.700	23-32	.719	9-36-45	27	19	13	8	3	88
UK at Florida*	3/1/16	88-79	W	29-68	.426	5-18	.278	16-37	.432	16-19-35	24	15	5	2	4	79





Kentucky claimed its 29th SEC Tournament title with an 82-77 overtime victory over Texas A&M on March 13, 2016, in Nashville, Tenn.

OPPONENT	DATE	SCORE	W/L	FG-FGA	PCT	3FG-FGA	PCT	FT-FTA	PCT	REBOUNDS						PTS
										OFF-DEF-TOT	PF	A	TO	BLK	STL	
UK				38-72	.528	7-18	.389	11-17	.647	18-27-45	16	26	11	6	3	94
LSU*	3/5/16	94-77	W	28-62	.452	5-20	.250	16-21	.762	10-19-29	17	9	12	3	8	77
UK	3/11/16	85-59	W	30-55	.545	13-22	.591	12-16	.750	11-20-31	16	18	7	1	2	85
vs. Alabama (SEC Tournament)				19-48	.396	9-26	.346	12-19	.632	12-15-27	14	4	13	4	2	59
UK	3/12/16	93-80	W	29-58	.500	9-21	.429	26-30	.867	13-18-31	18	10	5	5	6	93
vs. Georgia (SEC Tournament)				28-57	.491	8-19	.421	16-21	.762	13-16-29	24	8	12	5	3	80
UK	3/13/16	82-77ot	W	28-58	.483	10-24	.417	16-24	.667	11-24-35	18	13	13	6	9	82
vs. Texas A&M (SEC Tournament)				28-66	.424	6-23	.261	15-22	.682	17-24-41	20	11	13	4	5	77
UK	3/17/16	85-57	W	33-63	.524	4-13	.308	15-17	.882	10-34-44	17	14	10	15	9	85
vs. Stony Brook (NCAA Tournament)				20-76	.263	3-13	.231	14-18	.778	25-21-46	14	10	14	3	6	57
UK	3/19/16	73-67	L	24-57	.421	4-16	.250	15-19	.789	10-24-34	24	8	16	2	6	67
vs. Indiana (NCAA Tournament)				25-52	.481	6-21	.286	17-23	.739	6-24-30	22	13	13	4	5	73
Kentucky		2861		1028-2149	.478	244-666	.366	561-813	.690	462-934-1396	737	512	402	209	206	2861
Opponents		2451		827-2082	.397	201-616	.326	596-849	.702	438-771-1209	713	334	447	111	156	2451

Home games in all CAPS

*SEC games

ADDITIONAL 2015-16 STATISTICS

KENTUCKY'S RECORD WHEN ...

	ALL	SEC
Leading at halftime:	24-5	13-4
Tied at the half:	1-0	0-0
Trailing at halftime:	2-4	0-1
Shoot 50% or higher:	17-2	9-1
Shoot less than 50%:	10-7	4-4
Shoot higher % than opponent:	26-3	12-2
Shoot lower % than opponent:	1-6	1-3
Opp. shoot worse than 50%:	26-8	12-5
Opp. shoot 50% or higher:	1-1	1-0
Score less than 60 points:	0-0	0-0
Score 60-69 points:	0-4	0-2
Score 70-79 points:	9-4	3-3
Score 80-89 points:	16-1	9-0
Score 90-99 points:	2-0	1-0
Score 100+ points:	0-0	0-0
Opp. score less than 60 points:	8-0	4-0
Opp. score 60-69 points:	12-0	5-0
Opp. score 70-79 points:	6-5	4-3
Opp. score 80-89 points:	1-3	0-2
Opp. score 90-99 points:	0-1	0-0
Opp. score 100+ points:	0-0	0-0
Outrebounded opponent:	19-3	10-1

	ALL	SEC
Outrebounded by opponent:	5-6	2-4
Equal number of rebounds:	3-0	1-0
Fewer turnovers than opponent:	17-3	9-2
Same turnovers as opponent:	5-1	1-1
More turnovers than opponent:	5-5	3-2
Make 8 or more 3-pointers:	10-3	6-1
Make 7 or fewer 3-pointers:	17-6	7-4
Games decided by 5 or fewer:	2-2	0-2
Overtime games:	1-2	0-1
On CBS/TBS:	4-3	2-1
On ESPN/ESPN2/ESPNU:	15-6	8-4
On Fox Sports1:	0-0	0-0
On SEC Network/(+):	8-0	3-0
On ABC:	0-0	0-0
On FSN:	0-0	0-0
On CSS:	0-0	0-0
vs. SEC at home:	9-0	9-0
vs. SEC on road:	4-5	4-5
Games vs. AP ranked opponent:	3-2	0-0
Games following a loss:	7-1	5-1
Games following a win:	19-8	8-4
More points in the paint:	18-3	7-2

	ALL	SEC
Fewer/same points in the paint:	9-6	6-3
More bench points than opponent:	18-2	6-1
Fewer or same bench points:	9-7	2-3
More second-chance points:	18-2	11-2
Fewer or same second-chance pts.:	9-7	7-4
More or same points off turnovers:	24-2	11-1
Fewer points off turnovers:	3-7	2-4
On Monday:	1-0	0-0
On Tuesday:	6-2	4-2
On Wednesday:	2-0	1-0
On Thursday:	3-1	2-0
On Friday:	4-0	0-0
On Saturday:	10-6	6-3
On Sunday:	1-0	0-0
In November:	7-0	0-0
In December:	3-2	0-0
In January:	6-3	6-2
In February:	5-3	5-3
In March:	6-1	2-0
In April:	0-0	0-0

FINAL STAT RANKINGS

TEAM	[National]	SEC	(Stat)
Category			
Scoring	[32nd]	1st	(79.5)
Scoring Defense	[81st]	4th	(68.1)
Scoring Margin	[17th]	1st	(+11.4)
Free Throw Percentage	[204th]	8th	(.690)
Field-Goal Percentage	[25th]	1st	(.478)
Field-Goal Percentage Defense	[24th]	3rd	(.397)
3-Point Field-Goal Percentage	[76th]	4th	(.366)
3-Point FG Percentage Defense	[76th]	2nd	(.326)
Rebounding Offense	[57th]	4th	(38.8)
Rebounding Defense		1st	(33.6)
Rebounding Margin	[39th]	2nd	(+5.2)
Blocked Shots Per Game	[6th]	1st	(5.8)
Assists Per Game	[111th]	5th	(14.2)
Steals Per Game	[213th]	9th	(5.7)
Turnover Margin	[101st]	6th	(+1.2)
Assist/TO Ratio	[56th]	4th	(1.3)
Offensive Rebounds Per Game	[40th]	4th	(12.8)
Defensive Rebounds Per Game	[122nd]	7th	(25.9)
Defensive Rebound Percentage		10th	(.681)
Offensive Rebound Percentage		2nd	(.375)
3-Point Field Goals Made Per Game	[195th]	9th	(6.8)

INDIVIDUAL	[National]	SEC	(Stat)
3-Point Field Goals Per Game			
Jamal Murray	[18th]	2nd	(3.1)
3-Point Field-Goal Percentage			
Jamal Murray	[55th]	4th	(.408)
Assists Per Game			
Tyler Ulis	[7th]	1st	(7.0)
Assist-to-Turnover Ratio			
Tyler Ulis	[6th]	2nd	(3.6)
Blocked Shots Per Game			
Skal Labissiere	[T87th]	T7th	(1.6)
Marcus Lee	[T87th]	T7th	(1.6)
Double-Doubles			
Tyler Ulis	[109th]	7th	(8)

Field-Goal Percentage			
Jamal Murray	[176th]	9th	(.454)
Tyler Ulis	[225th]	10th	(.434)
Free-Throw Percentage			
Tyler Ulis	[41st]	2nd	(.856)
Minutes Per Game			
Tyler Ulis	[27th]	1st	(36.8)
Jamal Murray	[80th]	2nd	(35.2)
Isaiah Briscoe		9th	(32.2)
Offensive Rebounds Per Game			
Marcus Lee	[163rd]	10th	(2.4)
Points Per Game			
Jamal Murray	[34th]	3rd	(20.0)
Tyler Ulis	[114th]	6th	(17.3)
Rebounds Per Game			
Alex Poythress		16th	(6.0)
Marcus Lee		17th	(6.0)
Steals Per Game			
Tyler Ulis	[154th]	7th	

DOUBLE-FIGURE GAMES
Points Murray 35, Ulis 30, Briscoe 19, Poythress 15, Labissiere 10, Lee 10, Willis 10, Hawkins 1, Matthews 1

Rebounds
Lee 8, Poythress 4, Briscoe 3, Willis 2, Humphries 1, Ulis 1

Double-doubles
Ulis 8, Lee 4, Poythress 4, Briscoe 2, Willis 2

WILDCATS VS. CONFERENCE	
American Athletic	1-0
American East	2-0
Atlantic Coast	2-0
Atlantic Sun	1-0
Big 10	0-2
Big 12	0-1
Horizon	1-0
Missouri Valley	1-0

Ohio Valley	1-0
PAC 12	1-1
Patriot League	1-0
Southeastern	16-5

RECORD BY LINEUPS	
Ulis, Murray, Briscoe, Poythress, Labissiere	8-2
Ulis, Murray, Briscoe, Willis, Lee	4-1
Ulis, Murray, Briscoe, Lee, Labissiere	4-1
Ulis, Murray, Briscoe, Poythress, Lee	3-3
Ulis, Murray, Briscoe, Willis, Poythress	3-2
Ulis, Murray, Briscoe, Lee, Humphries	1-0
Ulis, Murray, Matthews, Lee, Labissiere	1-0
Ulis, Murray, Willis, Lee, Labissiere	1-0
Briscoe, Murray, Matthews, Poythress, Labissiere	1-0
Ulis, Murray, Matthews, Poythress, Lee	1-0



Tyler Ulis set the UK single-season record with 246 assists.



DEPARTED WILDCATS

EJ FLOREAL • 6-4 • 203 • G • JR. • PALO ALTO, CALIF. (DUNBAR)

SEASON	G-S	MIN-AVG	FG-A	Pct	3PT-A	Pct	FT-A	Pct	Reb-Avg	PF-D	A	TO	BS	ST	PTS-AVG
2013-14	3-0	4-1.3	1-1	1.000	0-0	.000	0-0	.000	1-0.3	1-0	0	0	1	1	2-0.7
2014-15	13-0	20-1.5	0-1	.000	0-0	.000	1-2	.500	1-0.1	2-0	0	4	0	1	1-0.1
2015-16	13-0	16-1.2	0-1	.000	0-0	.000	0-2	.000	6-0.5	0-0	0	1	0	0	0-0.0
TOTAL	29-0	40-1.4	1-3	.333	0-0	.000	1-4	.250	8-0.3	3-0	0	5	1	2	3-0.1

SKAL LABISSIERE • 6-11 • 225 • F • FR. • PORT-A-PRINCE, HAITI (LAUSANNE COLLEGIATE)

SEASON	G-S	MIN-AVG	FG-A	Pct	3PT-A	Pct	FT-A	Pct	Reb-Avg	PF-D	A	TO	BS	ST	PTS-AVG
2015-16	36-18	567-15.8	98-190	.516	0-2	.000	41-62	.661	113-3.1	108-5	11	33	59	9	237-6.6
TOTAL	36-18	567-15.8	98-190	.516	0-2	.000	41-62	.661	113-3.1	108-5	11	33	59	9	237-6.6

MARCUS LEE • 6-9 • 224 • F • JR. • ANTIOCH, CALIF. (DEER VALLEY)

SEASON	G-S	MIN-AVG	FG-A	Pct	3PT-A	Pct	FT-A	Pct	Reb-Avg	PF-D	A	TO	BS	ST	PTS-AVG
2013-14	25-4	157-6.3	26-42	.619	0-0	.000	7-16	.438	36-1.4	19-0	2	4	14	0	59-2.4
2014-15	39-0	425-10.9	47-73	.644	0-0	.000	8-25	.320	107-2.7	61-1	12	18	27	3	102-2.6
2015-16	36-20	785-21.8	102-150	.680	0-0	.000	25-62	.403	216-6.0	109-8	11	35	59	12	229-6.4
TOTAL	100-24	1367-13.7	175-265	.660	0-0	.000	40-103	.388	359-3.6	189-9	25	57	100	15	390-3.9

CHARLES MATTHEWS • 6-6 • 189 • G • FR. • CHICAGO (SAINT RITA)

SEASON	G-S	MIN-AVG	FG-A	Pct	3PT-A	Pct	FT-A	Pct	Reb-Avg	PF-D	A	TO	BS	ST	PTS-AVG
2015-16	36-3	370-10.3	23-52	.442	1-4	.250	14-34	.412	59-1.6	33-0	13	19	6	15	61-1.7
TOTAL	36-3	370-10.3	23-52	.442	1-4	.250	14-34	.412	59-1.6	33-0	13	19	6	15	61-1.7

JAMAL MURRAY • 6-4 • 207 • G • FR. • KITCHENER, ONTARIO (ATHLETE INSTITUTE)

SEASON	G-S	MIN-AVG	FG-A	Pct	3PT-A	Pct	FT-A	Pct	Reb-Avg	PF-D	A	TO	BS	ST	PTS-AVG
2015-16	36-36	1267-35.2	244-538	.454	113-277	.408	119-152	.783	186-5.2	75-1	79	84	11	35	720-20.0
TOTAL	36-36	1267-35.2	244-538	.454	113-277	.408	119-152	.783	186-5.2	75-1	79	84	11	35	720-20.0

ALEX POYTHRESS • 6-8 • 230 • F • SR. • CLARKSVILLE, TENN. (NORTHEAST)

SEASON	G-S	MIN-AVG	FG-A	Pct	3PT-A	Pct	FT-A	Pct	Reb-Avg	PF-D	A	TO	BS	ST	PTS-AVG
2012-13	33-31	852-25.8	133-229	.581	14-33	.424	91-132	.689	199-6.0	88-6	22	66	14	9	371-11.2
2013-14	40-0	734-18.4	88-177	.497	8-33	.242	50-80	.625	181-4.5	85-2	17	38	29	12	234-5.9
2014-15	8-8	162-20.3	16-42	.381	0-7	.000	12-14	.857	30-3.8	17-1	2	8	12	4	44-5.5
2015-16	31-23	732-23.6	119-198	.601	7-23	.304	72-102	.706	187-6.0	112-7	10	37	22	19	317-10.2
TOTAL	112-62	2480-22.1	356-646	.551	29-96	.302	225-328	.686	597-5.3	302-16	51	149	77	44	966-8.6

TYLER ULIS • 5-9 • 160 • G • SO. • CHICAGO (MARIAN CATHOLIC)

SEASON	G-S	MIN-AVG	FG-A	Pct	3PT-A	Pct	FT-A	Pct	Reb-Avg	PF-D	A	TO	BS	ST	PTS-AVG
2014-15	37-0	882-23.8	67-165	.406	33-77	.429	42-52	.808	67-1.8	56-0	135	38	2	37	209-5.6
2015-16	35-35	1288-36.8	192-442	.434	55-160	.344	167-195	.856	105-3.0	64-2	246	69	4	51	606-17.3
TOTAL	72-35	2170-30.1	259-607	.427	88-237	.371	209-247	.846	172-2.4	120-2	381	107	6	88	815-11.3



EJ Floreal



Skal Labissiere




Marcus Lee



Charles Matthews



Jamal Murray



Alex Poythress



Tyler Ulis

Official Basketball Box Score - Game Totals - Final Statistics
Albany vs Kentucky
11/13/15 7:00 pm at Rupp Arena - Lexington, KY

Albany 65 • 0-1

Table with 15 columns: #, Player, Total FG-FGA, 3-Ptr FG-FGA, FT-FTA, Rebounds (Off, Def, Tot), PF, TP, A TO Blk, Stl, Min. Includes player stats for Rowley, Mike, Stire, Greig, etc.

FG % 1st Half: 9-25 36.0% 2nd half: 16-33 48.5% Game: 25-58 43.1%
3FG % 1st Half: 0-8 0.0% 2nd half: 1-6 16.7% Game: 1-14 7.1%
FT % 1st Half: 9-15 60.0% 2nd half: 5-7 71.4% Game: 14-22 63.6%

Kentucky 78 • 1-0

Table with 15 columns: #, Player, Total FG-FGA, 3-Ptr FG-FGA, FT-FTA, Rebounds (Off, Def, Tot), PF, TP, A TO Blk, Stl, Min. Includes player stats for Marcus Lee, Tyler Ulis, etc.

FG % 1st Half: 13-28 46.4% 2nd half: 15-22 68.2% Game: 28-50 56.0%
3FG % 1st Half: 4-11 36.4% 2nd half: 2-6 33.3% Game: 6-17 35.3%
FT % 1st Half: 8-11 72.7% 2nd half: 8-13 61.5% Game: 16-24 66.7%

Officials: Karl Hess, Brian Shey, Glenn Tuitt
Technical fouls: Albany-Charles, Travis; Singletary, Evan. Kentucky-Alex Poythress; Jamal Murray; Tyler Ulis.

Score by periods table with columns: 1st, 2nd, Total. Shows 27-38-65 for Albany and 38-40-78 for Kentucky.

Points in game table with columns: In, Off, 2nd, Fast, Bench. Shows points for ALBANY and UK.

Last FG - Albany 2nd-00:19, UK 2nd-00:59.
Largest lead - Albany None, UK by 21 2nd-08:33.
ALBANY led for 00:00. UK led for 38:35. Game was tied for 01:25.

Score tied - 0 times.
Lead changed - 0 times.

Official Basketball Box Score - Game Totals - Final Statistics
NJIT vs Kentucky
11/14/15 8:00 pm at Rupp Arena - Lexington, KY

NJIT 57 • 0-1

Table with 15 columns: #, Player, Total FG-FGA, 3-Ptr FG-FGA, FT-FTA, Rebounds (Off, Def, Tot), PF, TP, A TO Blk, Stl, Min. Includes player stats for Coleman, Tim, Smith, Terrence, etc.

FG % 1st Half: 11-27 40.7% 2nd half: 6-28 21.4% Game: 17-55 30.9%
3FG % 1st Half: 3-8 37.5% 2nd half: 2-11 18.2% Game: 5-19 26.3%
FT % 1st Half: 3-4 75.0% 2nd half: 15-18 83.3% Game: 18-22 81.8%

Kentucky 87 • 2-0

Table with 15 columns: #, Player, Total FG-FGA, 3-Ptr FG-FGA, FT-FTA, Rebounds (Off, Def, Tot), PF, TP, A TO Blk, Stl, Min. Includes player stats for Marcus Lee, Labissiere, Skal, etc.

FG % 1st Half: 14-34 41.2% 2nd half: 18-35 51.4% Game: 32-69 46.4%
3FG % 1st Half: 2-11 18.2% 2nd half: 3-10 30.0% Game: 5-21 23.8%
FT % 1st Half: 6-8 75.0% 2nd half: 12-16 75.0% Game: 18-24 75.0%

Officials: Joe DeRosa, Chuck Jones, Jacyn Goble
Technical fouls: NJIT-None. Kentucky-None.

Score by periods table with columns: 1st, 2nd, Total. Shows 28-29-57 for NJIT and 36-51-87 for Kentucky.

Points in game table with columns: In, Off, 2nd, Fast, Bench. Shows points for NJIT and UK.

Last FG - NJIT 2nd-04:35, UK 2nd-01:32.
Largest lead - NJIT by 6 1st-15:57, UK by 34 2nd-05:31.
NJIT led for 06:59. UK led for 30:05. Game was tied for 02:56.

Score tied - 2 times.
Lead changed - 1 time.

Official Basketball Box Score - Game Totals - Final Statistics
Kentucky vs Duke Blue Devils
11/17/15 6:30 pm at United Center - Chicago, IL

Kentucky 74 • 3-0

Table with 15 columns: #, Player, Total FG-FGA, 3-Ptr FG-FGA, FT-FTA, Rebounds (Off, Def, Tot), PF, TP, A TO Blk, Stl, Min. Includes player stats for Marcus Lee, Skal Labissiere, etc.

FG % 1st Half: 16-37 43.2% 2nd half: 14-30 46.7% Game: 30-67 44.8%
3FG % 1st Half: 2-6 33.3% 2nd half: 1-4 25.0% Game: 3-10 30.0%
FT % 1st Half: 3-6 50.0% 2nd half: 8-12 66.7% Game: 11-18 61.1%

Duke Blue Devils 63 • 2-1

Table with 15 columns: #, Player, Total FG-FGA, 3-Ptr FG-FGA, FT-FTA, Rebounds (Off, Def, Tot), PF, TP, A TO Blk, Stl, Min. Includes player stats for Brandon Ingram, Amile Jefferson, etc.

FG % 1st Half: 12-33 36.4% 2nd half: 10-21 47.6% Game: 22-54 40.7%
3FG % 1st Half: 2-7 28.6% 2nd half: 3-6 50.0% Game: 5-13 38.5%
FT % 1st Half: 5-9 55.6% 2nd half: 9-14 64.3% Game: 14-23 60.9%

Officials: Doug Simmons, Roger Ayers, Tony Greene
Technical fouls: Kentucky-None. Duke Blue Devils-None.

Score by periods table with columns: 1st, 2nd, Total. Shows 37-37-74 for Kentucky and 31-32-63 for Duke Blue Devils.

Points in game table with columns: In, Off, 2nd, Fast, Bench. Shows points for UK and DUKE.

Last FG - UK 2nd-04:09, DU 2nd-01:18.
Largest lead - UK by 16 2nd-04:09, DU by 2 1st-08:42.
UK led for 33:20. DU led for 00:05. Game was tied for 06:35.

Score tied - 6 times.
Lead changed - 2 times.

Official Basketball Box Score - Game Totals - Final Statistics
Wright State vs Kentucky
11/20/15 8:00 pm at Rupp Arena - Lexington, KY

Wright State 63 • 1-3

Table with 15 columns: #, Player, Total FG-FGA, 3-Ptr FG-FGA, FT-FTA, Rebounds (Off, Def, Tot), PF, TP, A TO Blk, Stl, Min. Includes player stats for Yoho, JT, Ernsthautsen, Parker, etc.

FG % 1st Half: 10-32 31.3% 2nd half: 11-26 42.3% Game: 21-58 36.2%
3FG % 1st Half: 3-6 50.0% 2nd half: 3-8 37.5% Game: 6-14 42.9%
FT % 1st Half: 3-4 75.0% 2nd half: 12-13 92.3% Game: 15-17 88.2%

Kentucky 78 • 4-0

Table with 15 columns: #, Player, Total FG-FGA, 3-Ptr FG-FGA, FT-FTA, Rebounds (Off, Def, Tot), PF, TP, A TO Blk, Stl, Min. Includes player stats for Marcus Lee, Labissiere, Skal, etc.

FG % 1st Half: 17-29 58.6% 2nd half: 8-18 44.4% Game: 25-47 53.2%
3FG % 1st Half: 1-5 20.0% 2nd half: 1-5 20.0% Game: 2-10 20.0%
FT % 1st Half: 4-6 66.7% 2nd half: 22-31 71.0% Game: 26-37 70.3%

Officials: Byron Jarrett, Don Dally, Marc Ellard
Technical fouls: Wright State-Thomasson, Joe. Kentucky-Jamal Murray.

Score by periods table with columns: 1st, 2nd, Total. Shows 26-37-63 for Wright State and 39-39-78 for Kentucky.

Points in game table with columns: In, Off, 2nd, Fast, Bench. Shows points for WSU and UK.

Last FG - WSU 2nd-00:26, UK 2nd-00:50.
Largest lead - WSU None, UK by 20 2nd-05:26.
WSU led for 00:00. UK led for 39:08. Game was tied for 00:52.

Score tied - 0 times.
Lead changed - 0 times.



Official Basketball Box Score - Game Totals - Final Statistics
EKU vs Kentucky
12/9/15 7:00 pm at Rupp Arena - Lexington, KY

Official Basketball Box Score - Game Totals - Final Statistics
Arizona State vs Kentucky
12/12/15 3:15 PM at Rupp Arena - Lexington, KY

EKU 67 • 7-3

Table with columns: #, Player, Total FG-FGA, 3-Ptr FG-FGA, FT-FTA, Rebounds Off Def Tot, PF, TP, A TO Blk, Stl, Min. Includes team totals and game statistics.

FG % 1st Half: 14-31 45.2% 2nd half: 12-34 35.3% Game: 26-65 40.0%
3FG % 1st Half: 1-8 12.5% 2nd half: 4-10 40.0% Game: 5-18 27.8%
FT % 1st Half: 7-9 77.8% 2nd half: 3-5 60.0% Game: 10-14 71.4%

Kentucky 88 • 8-1

Table with columns: #, Player, Total FG-FGA, 3-Ptr FG-FGA, FT-FTA, Rebounds Off Def Tot, PF, TP, A TO Blk, Stl, Min. Includes team totals and game statistics.

FG % 1st Half: 20-33 60.6% 2nd half: 15-31 48.4% Game: 35-64 54.7%
3FG % 1st Half: 2-9 22.2% 2nd half: 2-10 20.0% Game: 4-19 21.1%
FT % 1st Half: 8-10 80.0% 2nd half: 6-10 60.0% Game: 14-20 70.0%

Officials: Antonio Petty, Tony Henderson, Michael Roberts
Technical fouls: EKU-Reischel, Jarelle. Kentucky-Isaiah Briscoe.
Attendance: 22544

Score by periods table with columns: 1st, 2nd, Total. Includes points, in, off, 2nd, fast, bench.

Last FG - EKU 2nd-02:04, UK 2nd-01:06.
Largest lead - EKU None, UK by 21 2nd-01:06.
EKU led for 00:00. UK led for 39:42. Game was tied for 00:18.

Arizona State 58 • 6-3

Table with columns: #, Player, Total FG-FGA, 3-Ptr FG-FGA, FT-FTA, Rebounds Off Def Tot, PF, TP, A TO Blk, Stl, Min. Includes team totals and game statistics.

FG % 1st Half: 12-31 38.7% 2nd half: 11-31 35.5% Game: 23-62 37.1%
3FG % 1st Half: 2-8 25.0% 2nd half: 2-12 16.7% Game: 4-20 20.0%
FT % 1st Half: 5-6 83.3% 2nd half: 3-9 33.3% Game: 8-15 53.3%

Kentucky 72 • 9-1

Table with columns: #, Player, Total FG-FGA, 3-Ptr FG-FGA, FT-FTA, Rebounds Off Def Tot, PF, TP, A TO Blk, Stl, Min. Includes team totals and game statistics.

FG % 1st Half: 9-29 31.0% 2nd half: 15-26 57.7% Game: 24-55 43.6%
3FG % 1st Half: 1-11 9.1% 2nd half: 5-10 50.0% Game: 6-21 28.6%
FT % 1st Half: 13-16 81.3% 2nd half: 5-10 50.0% Game: 18-26 69.2%

Officials: Tony Greene, Doug Shows, Joe Lindsay
Technical fouls: Arizona State-None. Kentucky-None.
Attendance: 23665

Score by periods table with columns: 1st, 2nd, Total. Includes points, in, off, 2nd, fast, bench.

Last FG - ASU 2nd-00:19, UK 2nd-04:29.
Largest lead - ASU by 1 1st-17:21, UK by 23 2nd-04:29.
ASU led for 00:44. UK led for 37:55. Game was tied for 01:21.

Official Basketball Box Score - Game Totals - Final Statistics
Ohio State vs Kentucky
12/19/15 3:30 p.m. at Brooklyn, N.Y. (Barclays Center)

Official Basketball Box Score - Game Totals - Final Statistics
#16/15 Louisville vs Kentucky
12/26/15 12:00 pm at Rupp Arena - Lexington, KY

Ohio State 74 • 6-5

Table with columns: #, Player, Total FG-FGA, 3-Ptr FG-FGA, FT-FTA, Rebounds Off Def Tot, PF, TP, A TO Blk, Stl, Min. Includes team totals and game statistics.

FG % 1st Half: 14-33 42.4% 2nd half: 12-31 38.7% Game: 26-64 40.6%
3FG % 1st Half: 7-12 58.3% 2nd half: 2-6 33.3% Game: 9-18 50.0%
FT % 1st Half: 2-2 100.0% 2nd half: 11-15 73.3% Game: 13-17 76.5%

Kentucky 67 • 9-2

Table with columns: #, Player, Total FG-FGA, 3-Ptr FG-FGA, FT-FTA, Rebounds Off Def Tot, PF, TP, A TO Blk, Stl, Min. Includes team totals and game statistics.

FG % 1st Half: 11-36 30.6% 2nd half: 14-27 51.9% Game: 25-63 39.7%
3FG % 1st Half: 1-6 16.7% 2nd half: 8-13 61.5% Game: 9-19 47.4%
FT % 1st Half: 2-3 66.7% 2nd half: 6-11 54.5% Game: 8-14 57.1%

Officials: Tony Greene, Terry Wymer, Roger Ayers
Technical fouls: Ohio State-None. Kentucky-None.
Attendance: 16311
CBS Sports Classic Game 2
Intentional Foul KY #3 - 2:56 in 2nd Half

Score by periods table with columns: 1st, 2nd, Total. Includes points, in, off, 2nd, fast, bench.

Last FG - OSU 2nd-01:28, UK 2nd-00:08.
Largest lead - OSU by 16 2nd-14:17, UK by 3 1st-16:13.
OSU led for 35:31. UK led for 02:37. Game was tied for 01:52.

#16/15 Louisville 73 • 11-2

Table with columns: #, Player, Total FG-FGA, 3-Ptr FG-FGA, FT-FTA, Rebounds Off Def Tot, PF, TP, A TO Blk, Stl, Min. Includes team totals and game statistics.

FG % 1st Half: 12-32 37.5% 2nd half: 15-31 48.4% Game: 27-63 42.9%
3FG % 1st Half: 3-7 42.9% 2nd half: 1-7 14.3% Game: 4-14 28.6%
FT % 1st Half: 9-12 75.0% 2nd half: 6-10 60.0% Game: 15-22 68.2%

Kentucky 75 • 10-2

Table with columns: #, Player, Total FG-FGA, 3-Ptr FG-FGA, FT-FTA, Rebounds Off Def Tot, PF, TP, A TO Blk, Stl, Min. Includes team totals and game statistics.

FG % 1st Half: 13-30 43.3% 2nd half: 11-22 50.0% Game: 24-52 46.2%
3FG % 1st Half: 5-10 50.0% 2nd half: 6-13 46.2% Game: 11-23 47.8%
FT % 1st Half: 13-19 68.4% 2nd half: 3-6 50.0% Game: 16-25 64.0%

Officials: Doug Shows, Pat Adams, Michael Roberts
Technical fouls: #16/15 Louisville-TEAM. Kentucky-TEAM.
Attendance: 24412

Score by periods table with columns: 1st, 2nd, Total. Includes points, in, off, 2nd, fast, bench.

Last FG - LOU 2nd-01:39, UK 2nd-02:47.
Largest lead - LOU by 5 1st-06:36, UK by 16 2nd-17:54.
LOU led for 06:53. UK led for 30:22. Game was tied for 02:45.



Official Basketball Box Score -- Game Totals -- Final Statistics
Kentucky vs Auburn
01/16/16 3:00 p.m. at Auburn Arena -- Auburn, Ala.

Kentucky 70 • 13-4, 3-2

Box score table for Kentucky vs Auburn. Columns: #, Player, FG, 3-Ptr, FT-FTA, Rebounds (Off, Def, Tot), PF, TP, A, TO, Blk, Stl, Min. Rows include Marcus Lee, Alex Poythress, Uilis, Tyler, Isaiiah Briscoe, Jamal Murray, Labissiere, Skel, Matthews, Charles, Jonny David, Mychal Mulder, EJ Floreal, Derek Willis, Team, Totals.

FG % 1st Half: 14-37 37.8% 2nd half: 11-35 31.4% Game: 25-72 34.7%
3FG % 1st Half: 3-7 42.9% 2nd half: 3-11 27.3% Game: 6-18 33.3%
FT % 1st Half: 4-7 57.1% 2nd half: 10-11 90.9% Game: 14-18 77.8%

Auburn 75 • 8-8, 2-3

Box score table for Auburn vs Kentucky. Columns: #, Player, FG, 3-Ptr, FT-FTA, Rebounds (Off, Def, Tot), PF, TP, A, TO, Blk, Stl, Min. Rows include Bowers, Cinmeon, Harris, Tyler, Granger, Jordan, Canty, Kareem, Lang, TJ, Spencer, Horace, Brown, Bryce, Keim, Patrick, Waddell, Devin, Team, Totals.

FG % 1st Half: 9-32 28.1% 2nd half: 12-23 52.2% Game: 21-55 38.2%
3FG % 1st Half: 6-16 37.5% 2nd half: 6-10 60.0% Game: 12-26 46.2%
FT % 1st Half: 6-10 60.0% 2nd half: 15-21 71.4% Game: 21-31 67.7%

Officials: Tony Henderson, Brian Sheym Michael Roberts
Technical fouls: Kentucky-Labissiere,Skal. Auburn-None.
Attendance: 9121
*Auburn's 6th sellout in Bruce Pearl's 2nd season of the 11 total in 6 seasons of Auburn Arena.
*Auburn's Tyler Harris 7th double-double of the season.
*AU snaps 18 game losing streak to UK, 15 game losing streak to ranked teams.

Score by periods table with columns: 1st, 2nd, Total. Rows for Kentucky and Auburn.

Last FG - UK 2nd-00:13, AU 2nd-01:04.
Largest lead - UK by 12 2nd-15:41, AU by 7 2nd-00:20.
UK led for 23:32. AU led for 10:58. Game was tied for 00:30.

Official Basketball Box Score -- Game Totals -- Final Statistics
Kentucky vs Arkansas
01/21/16 6:00 p.m. at Fayetteville, Ark. (Bud Walton Arena)

Kentucky 80 • 14-4, 4-2 SEC

Box score table for Kentucky vs Arkansas. Columns: #, Player, FG, 3-Ptr, FT-FTA, Rebounds (Off, Def, Tot), PF, TP, A, TO, Blk, Stl, Min. Rows include Alex Poythress, Derek Willis, Tyler Uilis, Isaiiah Briscoe, Jamal Murray, Marcus Lee, Skel Labissiere, Charles Matthews, Jonny David, Mychal Mulder, Isaac Humphries, EJ Floreal, Team, Totals.

FG % 1st Half: 14-36 38.9% 2nd half: 12-26 46.2% Game: 26-62 41.9%
3FG % 1st Half: 2-9 22.2% 2nd half: 3-7 42.9% Game: 5-16 31.3%
FT % 1st Half: 6-7 85.7% 2nd half: 17-23 73.9% Game: 23-30 76.5%

Arkansas 66 • 9-9, 3-3 SEC

Box score table for Arkansas vs Kentucky. Columns: #, Player, FG, 3-Ptr, FT-FTA, Rebounds (Off, Def, Tot), PF, TP, A, TO, Blk, Stl, Min. Rows include Kingsley, Moses, Miles, Keaton, Hannahs, Dusty, Durham, Jabril, Bell, Anthon, Thompson, Trey, Watkins, Manuale, Whitt, Jimmy, Beard, Antony, Kouassi, Willy, Team, Totals.

FG % 1st Half: 9-25 36.0% 2nd half: 13-30 43.3% Game: 22-55 40.0%
3FG % 1st Half: 0-3 0.0% 2nd half: 2-9 22.2% Game: 2-12 16.7%
FT % 1st Half: 6-12 50.0% 2nd half: 14-19 73.7% Game: 20-31 64.5%

Officials: Tony Greene, Karl Hess, Olandis Poole
Technical fouls: Kentucky-None. Arkansas-Kingsley, Moses.
Attendance: 18588
Fouled out: Kentucky #00, Lee (2H 10:16)
Arkansas #1, Thompson (2H 1:55)

Score by periods table with columns: 1st, 2nd, Total. Rows for Kentucky and Arkansas.

Last FG - UK 2nd-01:21, AR 2nd-00:03.
Largest lead - UK by 18 2nd-09:15, AR by 1 1st-19:34.
UK led for 38:45. AR led for 00:28. Game was tied for 00:26.

Official Basketball Box Score -- Game Totals -- Final Statistics
Vanderbilt vs Kentucky
01/23/16 4:00 pm at Rupp Arena - Lexington, KY

Vanderbilt 57 • 11-8, 3-4

Box score table for Vanderbilt vs Kentucky. Columns: #, Player, FG, 3-Ptr, FT-FTA, Rebounds (Off, Def, Tot), PF, TP, A, TO, Blk, Stl, Min. Rows include Kornet, Luke, Robertson, Jeff, Jones, Damian, Baldwin Iv, Wade, LaChance, Riley, Justice, Camron, Toye, Joe, Fisher-Devis, Matthe, Josephs, Carter, Sehic, Samir, Cressler, Nolan, Henderson, Josh, Team, Totals.

FG % 1st Half: 7-21 33.3% 2nd half: 9-29 31.0% Game: 16-50 32.0%
3FG % 1st Half: 3-7 42.9% 2nd half: 2-8 25.0% Game: 5-15 33.3%
FT % 1st Half: 10-12 83.3% 2nd half: 10-13 76.9% Game: 20-25 80.0%

Kentucky 76 • 15-4, 5-2

Box score table for Kentucky vs Vanderbilt. Columns: #, Player, FG, 3-Ptr, FT-FTA, Rebounds (Off, Def, Tot), PF, TP, A, TO, Blk, Stl, Min. Rows include Alex Poythress, Derek Willis, Uilis, Tyler, Isaiiah Briscoe, Jamal Murray, Marcus Lee, Labissiere, Skel, Matthews, Charles, EJ Floreal, Team, Totals.

FG % 1st Half: 17-35 48.6% 2nd half: 16-25 64.0% Game: 33-60 55.0%
3FG % 1st Half: 2-9 22.2% 2nd half: 4-10 40.0% Game: 6-19 31.6%
FT % 1st Half: 1-3 33.3% 2nd half: 3-3 100.0% Game: 4-6 66.7%

Officials: Joe Lindsay, Ron Groover, Glenn Tuit
Technical fouls: Vanderbilt-None. Kentucky-None.
Attendance: 22975

Score by periods table with columns: 1st, 2nd, Total. Rows for Vanderbilt and Kentucky.

Last FG - VU 2nd-03:41, UK 2nd-03:15.
Largest lead - VU None, UK by 23 2nd-04:05.
VU led for 00:00. UK led for 39:46. Game was tied for 00:14.

Official Basketball Box Score -- Game Totals -- Final Statistics
Missouri vs Kentucky
01/27/16 9:00 PM at Rupp Arena - Lexington, KY

Missouri 54 • 8-12, 1-6

Box score table for Missouri vs Kentucky. Columns: #, Player, FG, 3-Ptr, FT-FTA, Rebounds (Off, Def, Tot), PF, TP, A, TO, Blk, Stl, Min. Rows include Puryear, Kevin, Rosburg, Ryan, Phillips, Terrence, Wright, Namon, Clark, Wes, Allen, D'Angelo, Walton, K.J., Barton, Jimmy, Gant, Jakeenan, Woods, Russell, Wolf, Adam, Vanleer, Cullen, Team, Totals.

FG % 1st Half: 7-27 25.9% 2nd half: 11-30 36.7% Game: 18-57 31.6%
3FG % 1st Half: 3-8 37.5% 2nd half: 1-6 16.7% Game: 4-14 28.6%
FT % 1st Half: 3-5 60.0% 2nd half: 11-14 78.6% Game: 14-19 73.7%

Kentucky 88 • 16-4, 6-2

Box score table for Kentucky vs Missouri. Columns: #, Player, FG, 3-Ptr, FT-FTA, Rebounds (Off, Def, Tot), PF, TP, A, TO, Blk, Stl, Min. Rows include Alex Poythress, Derek Willis, Uilis, Tyler, Isaiiah Briscoe, Jamal Murray, Marcus Lee, Labissiere, Skel, Matthews, Charles, Jonny David, Mychal Mulder, Isaac Humphries, EJ Floreal, Team, Totals.

FG % 1st Half: 19-35 54.3% 2nd half: 15-30 50.0% Game: 34-65 52.3%
3FG % 1st Half: 5-10 50.0% 2nd half: 4-10 40.0% Game: 9-20 45.0%
FT % 1st Half: 4-5 80.0% 2nd half: 7-9 77.8% Game: 11-14 78.6%

Officials: Anthony Jordan, Jeffery Clark, Jeffrey Anderson
Technical fouls: Missouri-None. Kentucky-None.
Attendance: 23933

Score by periods table with columns: 1st, 2nd, Total. Rows for Missouri and Kentucky.

Last FG - MU 2nd-00:59, UK 2nd-03:17.
Largest lead - MU by 2 1st-19:39, UK by 41 2nd-11:45.
MU led for 00:37. UK led for 39:02. Game was tied for 00:21.



Official Basketball Box Score - Game Totals - Final Statistics
Georgia vs Kentucky
03/12/16 2:15 pm CT at 2016 SEC Men's Tournament-Nashville, TN

Georgia 80 • 19-13, 10-8

Box score table for Georgia vs Kentucky game, showing player stats (FG, 3-Ptr, FT, Rebounds, PF, TP, A, TO, Blk, Stl, Min).

FG % 1st Half: 19-31 61.3% 2nd half: 9-26 34.6% Game: 28-57 49.1%
3FG % 1st Half: 6-12 50.0% 2nd half: 2-7 28.6% Game: 8-19 42.1%
FT % 1st Half: 5-6 83.3% 2nd half: 11-15 73.3% Game: 16-21 76.2%

Kentucky 93 • 25-8, 13-5

Box score table for Kentucky vs Georgia game, showing player stats (FG, 3-Ptr, FT, Rebounds, PF, TP, A, TO, Blk, Stl, Min).

FG % 1st Half: 14-31 45.2% 2nd half: 15-27 55.6% Game: 29-58 50.0%
3FG % 1st Half: 4-12 33.3% 2nd half: 5-9 55.6% Game: 9-21 42.9%
FT % 1st Half: 12-15 80.0% 2nd half: 14-15 93.3% Game: 26-30 86.7%

Officials: Joe Lindsay, Anthony Jordan, Olandis Poole
Technical fouls: Georgia-None. Kentucky-None.
Attendance: 19108
Session 6 Attendance is 19,108.

Score by periods table showing 1st, 2nd, and Total scores for Georgia and Kentucky.

Last FG - UK 2nd-00:12, UK 2nd-00:19.
Largest lead - UK by 10 1st-15:27, UK by 15 2nd-00:19.
UK led for 30:27, UK led for 08:43. Game was tied for 00:50.

Official Basketball Box Score - Game Totals - Final Statistics
Kentucky vs #17/17 Texas A&M
03/13/16 12:00 pm CT at 2016 SEC Men's Tournament-Nashville, TN

Kentucky 82 • 26-8, 13-5

Box score table for Kentucky vs #17/17 Texas A&M game, showing player stats (FG, 3-Ptr, FT, Rebounds, PF, TP, A, TO, Blk, Stl, Min).

FG % 1st Half: 13-25 52.0% 2nd half: 12-28 42.9% OT: 3-5 60.0% Game: 28-58 48.3%
3FG % 1st Half: 2-6 33.3% 2nd half: 5-14 35.7% OT: 3-4 75.0% Game: 10-24 41.7%
FT % 1st Half: 6-10 60.0% 2nd half: 8-10 80.0% OT: 2-4 50.0% Game: 16-24 66.7%

#17/17 Texas A&M 77 • 26-8, 13-5

Box score table for #17/17 Texas A&M vs Kentucky game, showing player stats (FG, 3-Ptr, FT, Rebounds, PF, TP, A, TO, Blk, Stl, Min).

FG % 1st Half: 13-30 43.3% 2nd half: 13-29 44.8% OT: 2-7 28.6% Game: 28-66 42.4%
3FG % 1st Half: 4-12 33.3% 2nd half: 1-7 14.3% OT: 1-4 25.0% Game: 6-23 26.1%
FT % 1st Half: 8-9 88.9% 2nd half: 6-11 54.5% OT: 1-2 50.0% Game: 15-22 68.2%

Officials: Tony Greene, Joe Lindsay, Olandis Poole
Technical fouls: Kentucky-None. #17/17 Texas A&M-None.
Attendance: 19613
Session 7 Attendance is 19,613.

Score by periods table showing 1st, 2nd, OT, and Total scores for Kentucky and #17/17 Texas A&M.

Last FG - UK OT-00:15, TAM OT-00:10.
Largest lead - UK by 7 2nd-04:01, TAM by 6 1st-02:42.
UK led for 22:16. TAM led for 16:55. Game was tied for 05:49.

Official Basketball Box Score - Game Totals - Final Statistics
Stony Brook vs Kentucky
03-17-16 8:58 p.m. at Wells Fargo Arena - Des Moines, Iowa

Stony Brook 57 • (13) 26-7

Box score table for Stony Brook vs Kentucky game, showing player stats (FG, 3-Ptr, FT, Rebounds, PF, TP, A, TO, Blk, Stl, Min).

FG % 1st Half: 7-37 18.9% 2nd half: 13-39 33.3% Game: 20-76 26.3%
3FG % 1st Half: 0-5 0.0% 2nd half: 3-8 37.5% Game: 3-13 23.1%
FT % 1st Half: 5-6 83.3% 2nd half: 9-12 75.0% Game: 14-18 77.8%

Kentucky 85 • (4) 27-8

Box score table for Kentucky vs Stony Brook game, showing player stats (FG, 3-Ptr, FT, Rebounds, PF, TP, A, TO, Blk, Stl, Min).

FG % 1st Half: 11-34 32.4% 2nd half: 22-29 75.9% Game: 33-63 52.4%
3FG % 1st Half: 0-7 0.0% 2nd half: 4-6 66.7% Game: 4-13 30.8%
FT % 1st Half: 11-11 100.0% 2nd half: 4-6 66.7% Game: 15-17 88.2%

Officials: Patrick Driscoll, Bert Smith, Thomas Nunez
Technical fouls: Stony Brook-None. Kentucky-None.
Attendance: 16774
2016 NCAA Men's Basketball Championship - First Round (East Region)
Fouled Out-None

Score by periods table showing 1st, 2nd, and Total scores for Stony Brook and Kentucky.

Last FG - SBU 2nd-00:58, UK 2nd-01:15.
Largest lead - SBU None, UK by 33 2nd-06:12.
SBU led for 00:00, UK led for 36:51. Game was tied for 03:09.

Official Basketball Box Score - Game Totals - Final Statistics
#14/12 Indiana vs Kentucky
03-19-16 4:16 p.m. at Wells Fargo Arena - Des Moines, Iowa

#14/12 Indiana 73 • (5) 27-7

Box score table for #14/12 Indiana vs Kentucky game, showing player stats (FG, 3-Ptr, FT, Rebounds, PF, TP, A, TO, Blk, Stl, Min).

FG % 1st Half: 12-28 42.9% 2nd half: 13-24 54.2% Game: 25-52 48.1%
3FG % 1st Half: 3-11 27.3% 2nd half: 3-10 30.0% Game: 6-21 28.6%
FT % 1st Half: 6-9 66.7% 2nd half: 11-14 78.6% Game: 17-23 73.9%

Kentucky 67 • (4) 27-9

Box score table for Kentucky vs #14/12 Indiana game, showing player stats (FG, 3-Ptr, FT, Rebounds, PF, TP, A, TO, Blk, Stl, Min).

Officials: Patrick Driscoll, D.J. Carstensen, Jeff Anderson
Technical fouls: #14/12 Indiana-None. Kentucky-None.
Attendance: 16824
2016 NCAA Men's Basketball Championship - Second Round (East Region)
Fouled Out: UK: #3 Ulis @ 0:02:0

Score by periods table showing 1st, 2nd, and Total scores for #14/12 Indiana and Kentucky.

Last FG - IND 2nd-01:16, UK 2nd-00:48.
Largest lead - IND by 10 2nd-04:10, UK by 7 1st-16:35.
IND led for 16:16, UK led for 20:39. Game was tied for 03:05.



2016 SEC HONORS

SEC COACHES' HONORS

FIRST TEAM

Retin Obasohan, Alabama
Jamal Murray, Kentucky
 Tyler Ulis, Kentucky
 Ben Simmons, LSU
 Stefan Moody, Ole Miss
 Michael Carrera, South Carolina
 Jalen Jones, Texas A&M
 Damian Jones, Vanderbilt

SECOND TEAM

Moses Kingsley, Arkansas
 Dorian Finney-Smith, Florida
 J.J. Frazier, Georgia
 Yante Maten, Georgia
 Kevin Punter Jr., Tennessee
 Alex Caruso, Texas A&M
 Danuel House, Texas A&M
 Wade Baldwin IV, Vanderbilt

ALL-FRESHMAN TEAM

KeVaughn Allen, Florida
Jamal Murray, Kentucky
 Antonio Blakeney, LSU
 Ben Simmons, LSU
 Quinndary Weatherspoon, Mississippi State
 Kevin Puryear, Missouri
 Tyler Davis, Texas A&M
 DJ Hogg, Texas A&M

ALL-DEFENSIVE TEAM

Retin Obasohan, Alabama
 Moses Kingsley, Arkansas
Tyler Ulis, Kentucky
 Sindarius Thornwell, South Carolina
 Alex Caruso, Texas A&M
 Luke Kornet, Vanderbilt

COACH OF THE YEAR

Billy Kennedy - Texas A&M

PLAYER OF THE YEAR

Tyler Ulis - Kentucky

FRESHMAN OF THE YEAR

Ben Simmons - LSU

SIXTH MAN OF THE YEAR

Duane Notice, South Carolina

DEFENSIVE PLAYER OF THE YEAR

Tyler Ulis - Kentucky

SCHOLAR ATHLETE OF THE YEAR

Retin Obasohan - Alabama

SEC TOURNAMENT RESULTS

March 9-13 Bridgestone Arena -
 Nashville, Tenn.

First Round — March 9
 (12) Tennessee 97, (13) Auburn 59

Second Round — March 10
 (8) Florida 68, (9) Arkansas 61
 (12) Tennessee 67, (5) Vanderbilt 65
 (10) Alabama 81, (7) Ole Miss 73
 (6) Georgia 79, (11) Mississippi State 69

Quarterfinals — March 13
 (1) Texas A&M 72, (8) Florida 66
 (4) LSU 75, (12) Tennessee 64
(2) Kentucky 85, (10) Alabama 59
 (6) Georgia 65, (3) South Carolina 64

Semifinals — March 14
 (1) Texas A&M 71, (4) LSU 38
 (2) Kentucky 93, (6) Georgia 80

Finals — March 15
(2) Kentucky 82, (1) Texas A&M 77 OT

SEC ALL-TOURNAMENT TEAM

Tyler Ulis (MVP) - Kentucky
Jamal Murray - Kentucky
 J.J. Frazier - Georgia
 Jalen Jones - Texas A&M
 Danuel House - Texas A&M

SEC PLAYER OF THE WEEK

Tyler Ulis (Nov. 23, 2015)
 Tyler Ulis (Dec. 28, 2015)
 Tyler Ulis (Feb. 15, 2016)
 Jamal Murray (March 7, 2016)

SEC FRESHMAN OF THE WEEK

Skal Labissiere (Nov. 16, 2015)
 Isaiah Briscoe (Dec. 7, 2015)
 Jamal Murray (Dec. 14, 2015)
 Jamal Murray (Jan. 25, 2016)
 Jamal Murray (Feb. 15, 2016)
 Jamal Murray (Feb. 29, 2016)
 Skal Labissiere (March 7, 2016)

ASSOCIATED PRESS ALL-SEC

FIRST TEAM

u - Tyler Ulis, Kentucky
 u - Ben Simmons, LSU
 Stefan Moody, Ole Miss
Jamal Murray, Kentucky
 Jalen Jones, Texas A&M

SECOND TEAM

Retin Obasohan, Alabama
 Michael Carrera, South Carolina
 Damian Jones, Vanderbilt
 Kevin Punter, Tennessee,
 Moses Kingsley, Arkansas



Tyler Ulis won SEC Player of the Year, SEC Defensive Player of the Year and the SEC Tournament MVP.

THIRD TEAM

Yante Maten, Georgia
 J.J. Frazier, Georgia
 Dorian Finney-Smith, Florida
 Danuel House, Texas A&M
 Alex Caruoso, Texas A&M

* u - unanimous

HONORABLE MENTION

Wade Baldwin IV, Vanderbilt
 Armani Moore, Tennessee
 Gavin Ware, Mississippi State

PLAYER OF THE YEAR

Tyler Ulis - Kentucky

COACH OF THE YEAR

Billy Kennedy - Texas A&M

NEWCOMER OF THE YEAR

Ben Simmons - LSU



NATIONAL
CHAMPIONS

1947-48 NATIONAL CHAMPIONS



Sitting: Coach Adolph Rupp, Johnny Stough, Ralph Beard, Kenneth Rollins, Cliff Barker Jr., Dale Barnstable, Assistant Coach Harry Lancaster **Standing:** Manager Humzey Yessin, Garland Townes, Jim Jordan, Joe Holland, Alex Groza, Wallace Jones, Jim Line, Roger Day, Trainer Wilbert Bud Berger



KENTUCKY 58, BAYLOR 42 | MARCH 23, 1948 • NEW YORK

GAME REVIEW

Kentucky	FG	FTM	FTA	PF	TP
Jones	4	1	1	3	9
Barker	2	1	3	4	5
Line	3	1	1	3	7
Groza	6	2	4	4	14
Holland	1	0	0	1	2
Beard	4	4	4	1	12
Rollins	3	3	5	3	9
Barnstable	0	0	1	0	0
Totals	23	12	19	19	58

Baylor	FG	FTM	FTA	PF	TP
Owen	2	1	2	0	5
DeWitt	3	2	4	3	8
Hickman	1	0	0	0	2
Pulley	0	1	1	0	1
Heathington	3	2	4	5	8
Preston	0	0	2	2	0
Johnson	3	4	7	5	10
Robinson	3	2	4	4	8
Brack	0	0	0	0	0
Totals	15	12	24	19	42

Halftime: UK 29, Baylor 16

SEASON RECAP

Behind the Fabulous Five of Ralph Beard, Wah Wah Jones, Alex Groza, Kenny Rollins and Cliff Barker, the 1947-48 Kentucky men's basketball team went 36-3 en route to win the school's first national championship.

Kentucky got off to a quick start to the season, winning its first seven games before falling to Temple in a one-point buzzer-beater. The Wildcats, however, won 27 of their next 28 games, including a 58-38 victory retribution matchup over the Temple Owls. All five of the Wildcat starters were recognized by the Southeastern Conference with Jones, Beard and Rollins being named to the first team. Beard was also named the True Magazine Player of the Year for the second consecutive season.

Following the regular season, the Wildcats breezed through the SEC Tournament, winning the four games by a total of 111 points, including a narrow 54-53 victory over Georgia Tech in the championship game. The NCAA Tournament went much as the conference tourney did. Jones scored 19 points in the opener over Columbia and then UK won an eight-point decision over Holy Cross in the second round to advance

to the championship game against Baylor. Groza poured in 23 points for the 58-42 victory over the Bears.

CHAMPIONSHIP GAME


Alex Groza and Ralph Beard combined for 26 points and the Wildcats' defense held the Bears to 16 first-half points to capture UK's first NCAA title.

The title victory enabled the Wildcats to become only the second team ever to win both the NIT and NCAA titles. UK, which finished the season at 34-2, won the NIT title in 1946.

Paced by Groza and Beard, the Wildcats turned a 29-16 halftime lead into a 44-28 bulge midway through the second half. After Baylor rallied to cut the lead to 11, UK put the game out of reach as Wallace "Wah Wah" Jones scored four points to give the Wildcats a 15-point lead.

In addition to Groza and Beard, the Wildcats also got nine points apiece from Jones and Kenneth Rollins.

1948-49 NATIONAL CHAMPIONS



Sitting: Coach Adolph Rupp, Johnny Stough, Ralph Beard, Kenneth Rollins, Cliff Barker Jr., Dale Barnstable, Assistant Coach Harry Lancaster **Standing:** Manager Humzey Yessin, Garland Townes, Jim Jordan, Joe Holland, Alex Groza, Wallace Jones, Jim Line, Roger Day, Trainer Wilbert Bud Berger



KENTUCKY 46, OKLAHOMA A&M 36 | MARCH 26, 1949 • SEATTLE

GAME REVIEW

Kentucky						
PLAYER	FG	FTM	FTA	PF	TP	
Jones	1	1	3	3	3	
Line	2	1	2	3	5	
Groza	9	7	8	5	25	
Beard	1	1	2	4	3	
Barker	1	3	3	4	5	
Barnstable	1	1	1	1	3	
Hirsch	1	0	0	1	2	
Totals	16	14	19	21	46	

Oklahoma A&M						
PLAYER	FG	FTM	FTA	PF	TP	
Yates	1	0	0	1	2	
Bradley	0	3	5	3	3	
Harris	3	1	1	5	7	
Parks	2	3	4	5	7	
Shelton	3	6	7	4	12	
Jaquet	0	1	2	0	1	
McArthur	0	2	2	1	2	
Pilgrim	0	2	2	1	2	
Smith	0	0	0	1	0	
Totals	9	18	23	21	36	

Halftime: UK 25, Oklahoma A&M 20

SEASON RECAP

With a familiar four starters returning from the Fabulous Five, the 1948-49 Kentucky men's basketball team appeared poised to make a second consecutive title run. The Wildcats raced through the regular season with only one loss, and only three teams throughout the year came within even 10 points of Kentucky. Alex Groza led the team in scoring in 13 of its last 15 games and he broke a UK and SEC record with 38 points in a 95-40 win over Georgia on Feb. 21.

The team concluded the regular season with a 70-37 win over Vanderbilt at Alumni Gym, including a last-second 65-foot shot by Cliff Barker. The Cats again swept through the SEC Tournament in nearby Louisville, winning their opening-round game over Florida, 73-36. Kentucky outscored its SEC Tournament opponents by a total of 123 points in a four-game span, including a 68-52 win over Tulane in the conference final.

After being surprisingly upset in the first round of the NIT Tournament, the Wildcats had no trouble in NCAA play. Kentucky defeated Villanova, 85-72, and Illinois, 76-47, to advance to the national title game. Groza, Ralph Beard and Wah Wah Jones were all named All-America and Groza was named the tournament's MVP.

It was no surprise that when the first-ever Associated Press poll was released the following year, the Cats were ranked preseason No. 1.

CHAMPIONSHIP GAME

Paced by Alex Groza's 25 points and a defense that limited the Aggies to a mere nine field goals, the Wildcats were crowned NCAA champions for the second straight year.

Groza, a unanimous selection as the "Player of the Tournament," scored more than twice as many points as any other player. A&M's Jack Shelton was the game's only other player to score in double figures. He finished with 12 points.



The Aggies, coached by Hank Iba, led 5-2, but the Wildcats scored seven straight points, five by Groza, and never trailed again as they took a 25-20 first-half lead.

UK extended the lead to 31-21 early in the second half and coasted the rest of the way.

1950-51 NATIONAL CHAMPIONS



Standing: Frank Ramsey, Shelby Linville, Bill Spivey, Roger Layne, Lou Tsiropoulos, Read Morgan. **Seated:** Coach Adolph Rupp, Cliff Hagan, C.M. Newton, Walt Hirsch, Paul Lansaw, Dwight Price, Assistant Coach Harry Lancaster **Bottom Row:** Lindle Castle, Lucian Whitaker, Bobby Watson, Guy Strong, T. Riddle



KENTUCKY 68, KANSAS STATE 58 | MARCH 27, 1951 • MINNEAPOLIS

GAME REVIEW

Kentucky						
PLAYER	FG	FTM	FTA	PF	TP	
Whitaker	4	1	0	2	9	
Linville	2	4	8	5	8	
Spivey	9	4	6	2	22	
Ramsey	4	1	3	5	9	
Watson	3	2	4	3	8	
Hagan	5	0	2	5	10	
Tsiropoulos	1	0	0	1	2	
Newton	0	0	0	0	0	
Totals	28	12	23	23	68	

Kansas State						
PLAYER	FG	FTM	FTA	PF	TP	
Head	3	2	2	5	8	
Stone	3	6	8	5	12	
Hitch	6	1	1	5	13	
Barrett	2	0	2	1	4	
Iverson	3	1	2	3	7	
Housey	2	0	0	3	4	
Gibson	0	1	1	5	1	
Upson	0	0	0	1	0	
Knostman	1	1	2	1	3	
Peck	2	0	1	1	4	
Schuyler	1	0	1	1	2	
Totals	23	12	20	31	58	

Halftime: Kansas State 29, UK 27

SEASON RECAP

Kentucky opened the 1950-51 season on an 84-game home winning streak and the Wildcats began the year by moving from the antiquated Alumni Gym to the new 11,500-seat Memorial Coliseum that was designed to commemorate the Kentuckians who died in World War I, World War II and the Korean War.

Though illness plagued the team and its coach throughout the season, Kentucky compiled a 32-2 record and its third national title in four years. UK defeated archrival Louisville by 11 points, 79-68, in the opening round of the NCAA Tournament before breezing by St. John's in the next round. After posting a narrow 76-74 victory over Illinois in the East Regional championship, the Cats toppled Kansas State, 68-58, in the championship game.

Seven-foot center Bill Spivey led Kentucky, scoring 19.2 points per game during the season. He was followed by the junior duo of Shelby Linville and Bobby Watson, who each averaged 10.4 points per game. The Cats outscored their opponents by 757 points in UK's third championship season.

CHAMPIONSHIP GAME

Bill Spivey scored 22 points and an ailing Cliff Hagan sparked the Wildcats to their third NCAA title.

With a squad consisting of only six healthy players — Walt Hirsch was ineligible and Hagan was plagued by an infected throat — the Wildcats hardly looked like championship material as Kansas State broke out to a 20-12 lead.

It was then that Rupp inserted the ailing Hagan. It was a move that may have proved the difference as the sophomore forward sparked a rally that saw UK cut the Kansas State lead to 29-27 at the half.

Led by Hagan and Spivey, who dominated the boards, UK outscored Kansas State 41-29 in the second half to complete the come-from-behind victory.

1957-58 NATIONAL CHAMPIONS



Sitting: Coach Adolph Rupp, Adrian Smith, John Crigler, Ed Beck, Don Mills, Johnny Cox, Vernon Hatton, Assistant Coach Harry Lancaster **Standing:** Student Manager Jay Atkerson, Earl Adkins, Billy Smith, Phil Johnson, Bill Cassady, Lincoln Collinsworth, Harold Ross



KENTUCKY 84, SEATTLE 72 | MARCH 22, 1958 • LOUISVILLE, KY.

GAME REVIEW

Kentucky							
PLAYER	FGM	FGA	FTM	FTA	REB	PF	TP
Crigler	5	12	4	7	14	4	14
Cox	10	23	4	4	16	3	24
Beck	0	1	0	1	3	4	0
A. Smith	2	8	3	5	6	4	7
Hatton	9	20	12	15	3	3	30
Mills	4	9	1	4	5	3	9
Totals	30	73	24	36	47	21	84

Seattle							
PLAYER	FGM	FGA	FTM	FTA	REB	PF	TP
Frizzell	4	6	8	11	5	3	16
Brown	6	17	5	7	5	5	17
Baylor	9	32	7	9	19	4	25
Harney	2	5	0	1	1	1	4
Saunders	0	2	0	0	2	3	0
Ogorek	4	7	2	2	11	5	10
Plasecki	0	0	0	0	0	0	0
Totals	25	69	22	30	43	21	72

Halftime: Seattle 39, UK 36

SEASON RECAP

After finishing the previous year with a second-round NCAA tournament loss on their home court, the 1957-58 Kentucky Wildcats, behind the starting lineup of Vernon Hatton, Johnny Cox, John Crigler, Adrian Smith and Ed Beck, lost two of their final five games and appeared an unlikely contender for the national championship.

The Cats were led by Hatton's 17.1 points per game and Cox's 14.9 points per game. Hatton proved his effectiveness as a clutch player by sinking a 47-foot shot at the end of regulation to send UK into overtime against Temple, a game that the Wildcats would win 85-83 after three extra periods. Kentucky breezed past the first two rounds of the NCAA Tournament, held in Lexington, with wins over Miami of Ohio and Notre Dame. UK then faced Temple in the next round and again won a close 61-60 decision.

The Wildcats defeated Seattle 84-72 in an anti-climactic national title, the fourth and final national championship for Adolph Rupp.

CHAMPIONSHIP GAME

Senior Vernon Hatton scored 30 points and the Wildcats overcame a 25-point, 19-rebound performance by Elgin Baylor to capture their fourth NCAA championship.

Led by Hatton and Johnny Cox, who finished with 24 points, the Wildcats twice battled back from 11-point deficits to gain the victory.


Trailing for much of the game, UK grabbed its first lead with 6:08 left when Don Mills hit a hook shot to give the Wildcats a 61-60 lead. Moments later, Cox hit a jump shot to make it 63-60 and UK never trailed again.

John Crigler added 14 points and 14 rebounds for the victors. Mills and Adrian Smith finished with nine and seven points, respectively.

Aside from Baylor, Seattle received 17 points from Charley Brown and 16 from Jerry Frizzell.



1977-78 NATIONAL CHAMPIONS



Sitting: Coach Joe Hall, Jay Shidler, Dwane Casey, Kyle Macy, Jack Givens, Tim Stephens, Chris Gettelfinger, Truman Claytor, Assistant Coach Dick Parsons **Standing:** Assistant Trainer Walt McCombs, Manager Don Sullivan, LaVon Williams, Scott Courts, Mike Phillips, Rick Robey, Chuck Aleksinas, Fred Cowan, James Lee, Assistant Coach Leonard Hamilton, Assistant Coach Joe Dean Jr.



KENTUCKY 94, DUKE 88 | MARCH 27, 1978 • ST. LOUIS

GAME REVIEW

Kentucky PLAYER	MIN	FG	FT	REB	A	PF	TP
Givens	37	18-27	5-8	8	3	4	41
Robey	32	8-11	4-6	11	0	2	20
Phillips	11	1-4	2-2	2	1	5	4
Macy	38	3-3	3-4	0	8	1	9
Claytor	24	3-5	2-4	0	3	2	8
Lee	20	4-8	0-0	4	2	4	8
Shidler	16	1-5	0-1	1	3	3	2
Aleksinas	1	0-0	0-0	0	0	1	0
Williams	10	1-3	0-0	4	0	2	2
Cowan	8	0-2	0-0	2	0	1	0
Stephens	1	0-0	0-0	0	0	0	0
Courts	1	0-0	0-0	0	0	0	0
Gettelfinger	1	0-0	0-0	0	0	0	0
Casey	1	0-0	0-0	0	0	1	0
Totals	200	39-68	16-25	32	20	26	94

Duke PLAYER	MIN	FG	FT	REB	A	PF	TP
Banks	37	6-12	10-12	8	2	2	22
Dennard	30	5-7	0-0	8	2	5	12
Gminski	37	6-16	8-8	12	2	3	20
Harrell	24	2-2	0-0	0	1	3	4
Spanarkel	40	8-16	5-6	2	3	4	21
Suddath	9	1-3	2-3	2	0	1	2
Bender	17	1-2	5-5	1	4	3	7
Goetsch	6	0-1	0-0	1	0	1	0
Totals	200	29-59	30-34	35	14	22	88

Technical — Duke bench
Halftime: UK 45, Duke 38

SEASON RECAP

Regular-season losses to Alabama and LSU were the only blemishes on Kentucky's 1977-78 record, as UK and senior Jack Givens, who averaged 18.1 points per game, went 30-2 for its first NCAA title in 20 years. UK outscored its opponents by 459 points during the season and were aided by 14.4 points per game from 6-foot-10 center Rick Robey.

Originally hailed as an underachieving team, Kentucky overcame obstacles to win the SEC championship and the first NCAA title under head coach Joe B. Hall. The Cats won their last eight regular-season games, including a 92-70 win over UNLV in the home finale, led by 26 points from Robey, and a 78-68 win over Vanderbilt in Nashville, Tennessee.

Characteristically, the Cats had no trouble with their early-round competition in the NCAA Tournament, as Florida State, Miami (Ohio) and Michigan State fell along the way. UK met up with Arkansas in the national semi-final game, which the Wildcats won 64-59, before defeating Duke, 94-88, in the championship final.

CHAMPIONSHIP GAME

Senior Jack Givens put on one of the finest individual performances in NCAA championship history in leading the Wildcats past the Blue Devils.

With many Kentucky fans among the crowd of 18,271 chanting "Goose, Goose," Givens scored 41 points, three short of the record for a championship game, to help the Wildcats to their fifth NCAA title and first in 20 years.

Givens' dominance was clearly evident in the first half as he scored 23 points, including UK's last 16 of the half, to turn a 29-28 UK lead into a 45-38 cushion. It was a deficit from which the Blue Devils would not recover.

Overall, Givens made 18 of 27 field goal attempts, 5 of 8 free throws, and added eight rebounds and three assists.

1995-96 NATIONAL CHAMPIONS



Sitting: Assistant Coach Delray Brooks, Head Coach Rick Pitino, Allen Edwards, Derek Anderson, Jeff Sheppard, Tony Delk, Anthony Epps, Cameron Mills, Wayne Turner, Associate Coach Jim O'Brien, Assistant Coach Winston Bennett **Standing:** Equipment Manager Bill Keightley, Administrative Assistant George Barber, Jason Lathrem, Oliver Simmons, Nazr Mohammed, Mark Pope, Walter McCarty, Antoine Walker, Jared Prickett, Ron Mercer, Trainer Eddie Jamiel, Assistant Strength Coach Layne Kaufman, Strength Coach Shaun Brown



KENTUCKY 76, SYRACUSE 67 | APRIL 1, 1996 • EAST RUTHERFORD, N.J.

GAME REVIEW

Kentucky												
PLAYER	MIN	FG	3FG	FT	R	F	A	TO	B	S	TP	
Anderson	16	4-8	2-3	1-1	4	2	1	2	0	3	11	
Walker	32	4-12	0-1	3-6	9	2	4	0	0	4	11	
McCarty	19	2-6	0-0	0-0	7	3	3	1	0	0	4	
Delk	37	8-20	7-12	1-2	7	2	2	3	1	2	24	
Epps	35	0-6	0-3	0-0	4	1	7	1	0	0	0	
Pope	27	1-6	0-2	2-2	3	3	2	4	0	1	4	
Mercer	24	8-12	3-4	1-1	2	3	2	0	0	1	20	
Sheppard	7	1-2	0-1	0-1	2	3	0	3	0	0	2	
Edwards	3	0-1	0-1	0-0	0	0	1	1	0	0	0	
Team							2					
Totals		28-73	12-27	8-13	40	19	22	15	1	11	76	

Syracuse												
PLAYER	MIN	FG	3FG	FT	R	F	A	TO	B	S	TP	
Burgan	39	7-10	3-5	2-5	8	5	1	5	0	1	19	
Wallace	38	11-19	2-3	5-5	10	5	1	6	1	0	29	
Hill	28	3-9	0-0	1-1	10	2	1	3	1	0	7	
Sims	39	2-5	1-4	1-2	2	2	7	7	0	1	6	
Cipolla	35	3-8	0-3	0-0	1	1	2	2	0	4	6	
Reafsnnyder	13	0-1	0-0	0-0	4	0	0	1	0	0	0	
Janulis	8	0-0	0-0	0-0	2	2	0	0	0	0	0	
Nelson	0	0-0	0-0	0-0	0	0	0	0	0	0	0	
Team							1					
Totals		26-52	6-15	9-13	38	17	12	24	2	6	67	

Halftime: UK 42, Syracuse 33

SEASON RECAP

Kentucky strung together 25 consecutive wins, including a 16-0 mark in Southeastern Conference play, midway through the 1995-96 season and rolled to its sixth national championship, the first under head coach Rick Pitino. The dynamic duo of Tony Delk (17.8 ppg) and Antoine Walker (15.2 ppg) led the team dubbed "The Untouchables" by Pitino.

A 10-point loss to UMass in the second game of the season would be the only smudge on the Wildcats' schedule as they entered SEC Tournament play. UK posted dominating wins over Florida (100-76) and Arkansas (95-75) in the first two rounds of the tournament, but an upstart Mississippi State team shot 60 percent from the 3-point arc to hand UK a shocking 84-73 loss in the title game.

Kentucky still earned a No. 1 seed in the NCAA Tournament's Dallas Regional and stomped San Jose State and Virginia Tech to easily advance to the Sweet 16. The competition proved no tougher in the next two rounds as the Wildcats outscored Utah and Wake Forest by a combined 62 points. A rematch with UMass awaited in the national semifinal, but Kentucky had no trouble with

John Calipari's Minutemen, surpassing them 81-74. The Wildcats, behind six first-half 3-pointers by Delk, defeated Syracuse, 76-67, in the national title game.

CHAMPIONSHIP GAME

Tony Delk tied a championship game record with seven 3-pointers and the Wildcats withstood a late Orangemen rally to win UK's sixth national title before a capacity crowd of 19,229 in the Continental Airlines Arena at the Meadowlands.

Delk, the Final Four's Most Outstanding Player, canned seven of 12 3-pointers to lead the Cats with 24 points. But after Syracuse had cut the lead to two, 64-62, with 4:46 remaining, a Delk misfire was tipped in by Walter McCarty to extend UK's lead to four. After holding the Orangemen on the next possession, Derek Anderson drained a 3 to push the lead to seven. SU would get no closer than five in the final minutes.

Delk was joined on the Final Four All-Tournament team by freshman Ron Mercer, who was sensational off the bench, scoring a career-high 20 points on 8-of-12 shooting from the field, including 3 of 4 from 3-point range.



1997-98 NATIONAL CHAMPIONS



Sitting: Assistant Coach Mike Sutton, Head Coach Orlando "Tubby" Smith, Saul Smith, Cameron Mills, Jeff Sheppard, Wayne Turner, Steve Masiello, Assistant Coach George Felton, Assistant Coach Shawn Finney **Standing:** Special Assistant Leon Smith, Administrative Assistant Simeon Mars, Equipment Manager Bill Keightley, Ryan Hogan, Heshimu Evans, Scott Padgett, Nazr Mohammed, Jamaal Magloire, Michael Bradley, Myron Anthony, Allen Edwards, Trainer Eddie Jamiel, Strength Coach Tom Boyd



KENTUCKY 78, UTAH 69 | MARCH 30, 1998 • SAN ANTONIO

GAME REVIEW

Kentucky												
PLAYER	MIN	FG	3FG	FT	R	F	A	TO	B	S	TP	
Edwards	24	2-7	0-3	0-0	1	0	5	0	0	1	4	
Padgett	33	6-11	1-5	4-4	5	4	1	0	0	0	17	
Mohammed	13	5-9	0-0	0-0	2	4	0	1	2	0	10	
Turner	27	2-5	0-1	2-4	2	0	0	4	5	0	3	6
Sheppard	34	7-14	0-2	2-2	4	1	3	2	0	2	16	
Magloire	22	2-3	0-0	3-3	2	4	1	0	3	0	7	
Evans	23	3-4	2-2	2-2	6	1	0	3	1	1	10	
Mills	12	2-4	2-4	2-2	0	0	1	0	0	0	8	
Smith	7	0-0	0-0	0-0	0	0	0	0	0	0	0	
Bradley	5	0-0	0-0	0-0	1	1	0	0	0	0	0	
Team						1						
Totals		29-57	5-17	15-17	24	15	15	11	6	7	78	

Utah												
PLAYER	MIN	FG	3FG	FT	R	F	A	TO	B	S	TP	
Mottola	28	4-10	1-3	6-6	8	4	0	3	0	0	15	
Jensen	35	5-6	1-1	3-3	2	2	2	1	0	0	14	
Doleac	34	5-12	1-1	4-6	10	2	1	1	2	3	15	
Miller	37	6-15	0-3	4-7	6	5	5	8	0	2	16	
Hansen	32	1-6	0-2	0-0	5	2	1	2	0	3	2	
Johnsen	16	3-4	1-2	0-0	4	0	0	3	0	0	7	
McTavish	3	0-0	0-0	0-0	0	1	2	0	0	0	0	
Jackson	10	0-1	0-1	0-0	0	2	1	0	0	0	0	
Caton	5	0-1	0-1	0-0	0	0	0	0	0	0	0	
Team						4						
Totals		24-55	4-14	17-22	39	18	12	18	2	8	69	

Halftime: Utah 41, UK 31

SEASON RECAP

The team that became known as the "Comeback Cats," the 1997-98 Kentucky Wildcats captured their second NCAA title in three years after overcoming a 10-point halftime deficit against Utah in the national championship game. UK was 10-3 in games decided by 10 points or less and 7-1 in games decided by three points or less during the season.

Kentucky's players provided a balanced attack, as all five starters averaged more than nine points per game with senior guard Jeff Sheppard averaging 13.7 points per game and junior center Nazr Mohammed averaging 12.0 points per game. The Wildcats rolled to an 86-56 victory over South Carolina in the SEC Tournament final and then sprinted past South Carolina State, St. Louis and UCLA in the first three rounds of the NCAA Tournament.

CHAMPIONSHIP GAME

Kentucky battled back from a 41-31 halftime deficit to Utah — the largest halftime margin ever overcome in an NCAA title game — to claim the school's seventh national championship before 40,509 fans in the Alamodome.

Utah was propelled to the early lead thanks to a 24-6 rebounding advantage in the first half. But Heshimu Evans sparked the "Comeback Cats" off the bench with seven straight points early in the second half. Later, Final Four Most Outstanding Player Jeff Sheppard canned a baseline jumper with 4:54 remaining to give UK a 65-64 lead. The exhausted Utes then missed 11 consecutive field goals as the Wildcats claimed their second NCAA championship in three years.

Scott Padgett joined Sheppard on the All-Final Four team after scoring 17 points. UK outrebounded the Utes 18-15 in the second half.

2011-12 NATIONAL CHAMPIONS



Sitting: Assistant Coach Kenny Payne, Assistant Coach Orlando Antigua, Brian Long, Sam Malone, Doron Lamb, Marquis Teague, Ryan Harrow, Jarrod Polson, Head Coach John Calipari, Assistant Coach John Robic **Standing:** Jon Hood, Michael Kidd-Gilchrist, Terrence Jones, Kyle Wiltjer, Anthony Davis, Eloy Vargas, Darius Miller, Twany Beckham



KENTUCKY 67, KANSAS 59 | APRIL 2, 2012 • NEW ORLEANS

GAME REVIEW

Kansas	MIN	FG	3FG	FT	R	F	A	TO	B	S	TP
Robinson	36	6-17	0-0	6-7	17	2	1	1	0	0	18
Withy	32	2-8	0-0	1-1	7	2	1	1	4	2	5
Taylor	36	8-17	1-1	2-3	4	1	3	5	0	1	19
Johnson	36	5-13	3-7	0-0	2	1	2	2	0	1	13
Releford	30	1-6	1-2	1-2	1	5	1	0	0	1	4
Teahan	17	0-1	0-1	0-0	0	1	1	0	0	1	0
Wesley	2	0-0	0-0	0-0	0	0	0	0	0	0	0
Young	11	0-0	0-0	0-2	3	4	0	0	1	0	0
Team					1						
Totals	22-62	5-11	10-15	35	16	9	9	5	6	59	

Kentucky	MIN	FG	3FG	FT	R	F	A	TO	B	S	TP
Jones	29	4-7	0-1	1-2	7	4	0	2	2	1	9
Davis	36	1-10	0-0	4-6	16	2	5	3	6	3	6
Kidd-Gilchrist	35	4-7	0-1	3-4	6	2	1	1	1	0	11
Lamb	35	7-12	3-6	5-6	2	2	3	1	0	0	22
Teague	34	5-14	2-3	2-3	2	2	3	2	0	0	14
Miller	25	2-5	1-2	0-0	6	2	0	2	2	0	5
Vargas	3	0-0	0-0	0-0	0	1	0	0	0	0	0
Wiltjer	3	0-1	0-1	0-0	0	0	0	0	0	0	0
Team					4						
Totals	23-56	6-14	15-21	43	15	12	11	11	4	67	

Halftime: UK 41, KU 27

SEASON RECAP

On the heels of a school record 30-win regular season, including a 24-game winning streak and 16-0 mark in league play, Kentucky earned the overall No. 1 seed in the NCAA Tournament. The Wildcats defeated in-state rival Louisville, 69-61, to earn a spot in the championship game en route to Kentucky's eighth national title and John Calipari's first.

The Wildcats scoring was as balanced as ever with five players averaging double figures, led by Anthony Davis' 14.2. Doron Lamb (13.7), Terrence Jones (12.3), Michael Kidd-Gilchrist (11.9) and Marquis Teague (10.0) rounded out UK's top five in scoring.

Davis finished with a 10.4 rebounding average and a national-best 4.7 blocks per game shattering the school, SEC and NCAA freshman records for blocks in a season.

CHAMPIONSHIP GAME

Kentucky's top freshman, Anthony Davis, had a rough shooting night, but John Calipari coached this team to a wire-to-wire victory to cap a season that cried for no less

than a championship for their ol' Kentucky home.

Doron Lamb led the Wildcats with 22 points, including back-to-back 3-pointers that put them up by 16 with 10 minutes left.

The Jayhawks, kings of the comeback all season, fought to the finish and trimmed that deficit to five with 1:37 left. But Kentucky made five free throws down the stretch to seal the win.

Michael Kidd-Gilchrist was another headliner, creating space for himself to score all 11 of his points in the first half.

Davis, meanwhile, might have had the most dominating six-point night in the history of college basketball, earning the nod as the most outstanding player. He finished with 16 rebounds, six blocks, five assists and three steals - and made his only field goal with 5:13 left in the game. It was a surefire illustration of how the 6-foot-10 freshman could exert his will on a game even on a rare night when the shots weren't falling.

HELMS NATIONAL TITLES



1933 HELMS NATIONAL TITLISTS


Front Row: Biggerstaff, Settle, Gates, Nugent, Tucker, Jackson, Lawrence **Middle Row:** Coach Rupp, Boles, Kercheval, Davis, Johnson, Darby, Mann, Asst. Coach Miller **Back Row:** Blair, Davis, Morris, Sale, DeMoisey, Yates, Kreuter, Maxson

THE HELMS ATHLETIC FOUNDATION

Founded in Los Angeles in the mid-1930s by Bill Schroader and Paul Helms, the Helms Foundation researched records to rank the nation's top teams dating back to 1901. From 1939, when the NCAA Tournament started, the Helms and NCAA champions were the same, except for 1939, '40, '44, '54. In addition to its NCAA Championship years of 1948, '49, '51, '58, '78, '96 and '98, Kentucky was named the Helms national champion in 1933 (20-3) and 1954 (25-0).


Kentucky players Forest Sale (1933) and Leroy Edwards (1935) were named Helms National Players of the Year.

NATIONAL HELMS PLAYER OF THE YEAR




1954 HELMS NATIONAL TITLISTS

Front Row: Coach Adolph Rupp, Linville Puckett, Jess Curry, Gayle Rose, Clay Evans, Willie Rouse, Dan Chandler, Pete Grigsby, Assistant Coach Harry Lancaster **Back Row:** Student Manager Mike Dolan, Hugh Coy, Cliff Hagan, Lou Tsiropoulos, Jerry Bird, Phil Grawemeyer, Harold Hurst, Bill Bibb, Frank Ramsey, Bill Evans



Forest Sale
1933



Leroy Edwards
1935

A former UK media guide began, "In the storied land of Kentucky Colonels, there dwelled but one Baron, a man of consummate pride and a molder of powerful teams which for more than four decades made the name University of Kentucky synonymous with the game of basketball."



ADOLPH RUPP

UK Record: 876-190 (82.2%), 41 years* | 1931-72
Alma Mater (Year): Kansas (1923)
Hometown: Halstead, Kan.
Born: Sept. 2, 1901 | **Died:** Dec. 10, 1977 (age 76)

Tutored by the great Phog Allen at Kansas and a student of the game under Dr. James Naismith, Rupp learned his craft at an early age. After leaving the high school ranks in Freeport, Illinois, to take the UK job in 1930, the "man in the brown suit" became the winningest coach in all of college basketball. He was an innovator of the fast break, a trademark of the Wildcats

even today. To become the winningest coach in his sport, Rupp passed his mentor, Coach Allen, on March 12, 1966, with his 747th victory against Dayton in the Mideast Regional. He achieved the top ranking when he passed Western Kentucky's E.A. Diddle with victory No. 760 on Feb. 18, 1967, at Mississippi State.

He finished with 876 wins when he retired in 1972, a mark that stood for 25 years until North Carolina's Dean Smith moved ahead in 1997.

Among the many UK victories were four NCAA ti-

ties (1948, '49, '51 and '58), one Olympic Gold Medal (1948), one NIT championship (1946), 27 Southeastern Conference titles, and his Wildcats were voted No. 1 in the final polls on six different occasions.

Rupp coached some of America's best – Sale, Beard, Groza, Hagan, Ramsey, Cox, Hattton, Nash, Riley and Issel. Thirty-two of his Cats were voted All-Americans 50 times and 52 players were honored 91 times as All-SEC performers.

His teams were unmatched in league play, earning a 400-74 (84.4 percent) record against SEC competition. In the conference tournament, Rupp's Wildcats were 57-6, winning 13 titles in 19 appearances.

Before the end of his 42-year career, the four-time National Coach of the Year was inducted into the Naismith Hall of Fame in 1969. Rupp also earned SEC Coach of the Year honors on seven occasions.

* 1952-53 no schedule

Joe B. Hall, who grew up just 20 minutes north of the University of Kentucky campus in Cynthiana, had the unenviable task of following the legendary Adolph Rupp, who was forced to retire at age 70. But Hall, the former Rupp assistant, met the challenge head on, coaching three teams to the Final Four (1975, '78 and '84) and winning the 1978 NCAA championship, the school's fifth title and first in 20 seasons.



JOE B. HALL

UK Record: 297-100 (74.8%), 13 years | 1973-85
Alma Mater (Year): Kentucky (1955)
Hometown: Cynthiana, Ky.
Born: Nov. 30, 1928

Hall began his association with Kentucky as a student-athlete during the "Fabulous Five era." He played one year of junior varsity and one year of varsity basketball before transferring to the University of the South in Seawane, Tennessee, where he finished his eligibility

and set a single-game scoring record. Following his college career, Hall toured Europe with the Harlem Globetrotters in 1951, but later returned to UK and completed his degree requirements.

His coaching career began at Shepherdsville (Kentucky) High School in 1956. It continued on to Regis College in Denver, where he spent five years (57-50 record), and Central Missouri State, where he recorded a 19-6 mark in one season before returning to UK as an assistant to Rupp on July 1, 1965.

As the UK head coach, Hall won National Coach of the Year honors in 1978 and four SEC Coach of the Year awards. He had seven players win All-America honors 11 times and nine Wildcats were voted All-SEC on 18 occasions.

Hall's squads recorded a 172-62 (73.5 percent) record versus SEC competition during the regular season, winning eight SEC titles in 13 seasons and one league tournament championship in six tries.

While Coach Rupp witnessed 37 of his players drafted by the NBA, Hall saw 23 players drafted during his 13-year tenure, five in the first round.

Retired, Hall still resides in Lexington.

Promising to win right away, the 36-year-old coach from the New York Knicks accepted the challenge of rebuilding the Kentucky basketball dynasty. Pitino came to UK with impressive credentials, having rebuilt Boston U., Providence and the Knicks. His first UK team, "Pitino's Bombinos," shocked the college basketball world by defeating Shaquille O'Neal, Chris Jackson and the No. 9-ranked LSU Tigers in Lexington en route to a surprising 14-14 record in 1989-90.



RICK PITINO

UK Record: 219-50 (81.4%), 8 years | 1990-97
Alma Mater (Year): Massachusetts (1974)
Hometown: New York
Born: Sept. 18, 1952

It was a glimpse into the future. The following year, UK finished with the best record in the SEC. Then in 1992, fresh off NCAA probation, the "Unforgettables" took eventual national champion Duke into overtime of the East Regional final before falling 104-103 in what

many have labeled "the greatest college basketball game ever played."

In 1993, with Jamal Mashburn leading the charge, UK advanced to the Final Four for the first time in nine years, losing to Michigan in overtime. After an Elite Eight finish in '95, Pitino's squad became the team to beat in '96. Highlights included the school's first league championship in 10 seasons, a 27-game win streak, a top-three ranking nearly the entire season, and the crowning jewel, the school's sixth NCAA title.

After UK lost four players to the NBA Draft, Pitino's

task of defending the national championship became more difficult after star-guard Derek Anderson severely injured his knee during the '97 season. But the Cats wouldn't fold, rolling to the title game before losing to Arizona in overtime.

Along the way, Pitino won five of six SEC Tournament championships, two ECAC Holiday Classics, the Maui Invitational and the Great Alaska Shootout. He had a 104-28 record versus SEC teams, winning two league crowns, and an amazing 17-1 record in the SEC tournament.

He coached three All-Americans and eight All-SEC performers. The NBA drafted eight of his Wildcats, six in the first round, including three lottery picks.

Following the national runner-up trophy in 1997, the former point guard at UMass left UK for the challenge of rebuilding the NBA's Boston Celtics.

As Kentucky made its run to the NCAA's 2005 Elite Eight, national media members began to notice unusual traits about Tubby Smith's latest group of Wildcats. For instance, no player scored 15 or more points a game. No one averaged eight rebounds. As many as 13 players routinely saw action, often in the first half alone.



ORLANDO "TUBBY" SMITH

UK Record: 263-83 (76.0%), 10 years | 1998-2007
Alma Mater (Year): High Point (N.C.) (1973)
Hometown: Scotland, Md.
Born: June 30, 1951

This team was selfless and versatile, yet extremely competitive, just like its coach, Orlando "Tubby" Smith.

In his 10 seasons in the Bluegrass, Smith won with McDonald's All-Americans and with unheralded prep

talent. He won with future NBA stars and with walk-ons from within the Commonwealth. He won with experience and with new players.

In a nutshell, he won.

He arrived in Lexington in 1997, and guided Kentucky to one national championship, five SEC crowns and five SEC Tournament titles, with six Sweet 16 finishes in his 10 seasons. At the time, he totaled 100 wins quicker

than any other Wildcat coach except Hall of Famer Adolph Rupp, reaching the plateau in 130 games. He won 76 percent of his games despite playing a schedule that annually ranked among the nation's best.

In NCAA Tournament play, Smith finished his career at UK with the sixth-best winning percentage (.690) among active coaches, trailing Duke's Mike Krzyzewski and Michigan State's Tom Izzo, among others, with a sterling 29-13 record.

Even more impressive, Smith averaged nearly 26 wins per season at Kentucky. In the SEC Tournament, he was 20-5 at UK, and he won a league championship seven times in his 10 years as head coach.



CHAMPIONSHIP COACHES

Kentucky head coach John Calipari reached the mountaintop in his third year in Lexington, guiding Kentucky to its eighth national championship and 15th Final Four. In doing so, he claimed his first national championship and his fourth appearance in the Final Four. He is one of only two coaches to lead three different schools to a Final Four (UMass-1996; Memphis-2008; Kentucky-2011, '12, '14, '15).



JOHN CALIPARI

UK Record: 217-47 (82.2%), 7 years | 2010-Pres.
Alma Mater (Year): Clarion (1982)
Hometown: Moon Township, Pa.
Born: Feb. 10, 1959

team (two to the draft, one to graduation), but Calipari reloaded with the nation's top-ranked recruiting class for the third straight season. Included in the class were eventual National Player of the Year Anthony Davis and All-American Michael Kidd-Gilchrist.

En route to the national championship, Calipari guided the Wildcats to an NCAA-record-tying 38 wins, a perfect 16-0 mark in the Southeastern Conference, the school's 45th SEC championship and extended his winning streak in Rupp Arena to 51 straight games.

Prior to guiding Kentucky to its eighth championship, Calipari quickly returned the greatest tradition in all of college basketball to its rightful spot.

Calipari also directed the 2015 squad to a 38-0 start, the best-ever in college basketball. He has led teams to four Final Fours in six seasons (2011-15) and won at least 25 games in all but one of his seven seasons. The Wildcats have claimed four regular-season SEC titles and four tournament titles.

Furthermore, 28 players have been drafted to the NBA with 21 going in the draft's opening round under his direction. All 14 players who have been eligible to graduate by the end of their senior years have received their degrees, including three players who have graduated in just three years.

COACHING SUMMARY

YEARS	NAME	TENURE	WON	LOST	PCT.	BEST SEASON
1903-09	W.W.H. Mustaine and Others	7	21	35	.375	
1910	E.R. Sweetland & R.E. Spahr	1	4	8	.333	
1911	H.J. Iddings	1	5	6	.454	5-6 in 1911
1912	E.R. Sweetland	1	9	0	1.000	9-0 in 1912
1913	J.J. Tigert	1	5	3	.625	5-3 in 1913
1914-15	Alpha Brumage	2	19	7	.731	12-2 in 1914
1916	James Park	1	8	6	.571	8-6 in 1916
1917	W.P. Tuttle	1	4	6	.400	4-6 in 1917
1918	S.A. Boles	1	9	*2-1	.792	9-2-1 in 1918
1919	Andrew Gill	1	6	8	.428	6-8 in 1919
1920-24	George Buchheit	5	44	27	.619	13-1 in 1921
1925	C.O. Applegran	1	13	8	.619	13-8 in 1925
1926	Ray Eklund	1	15	3	.833	15-3 in 1926
1927	Basil Hayden	1	3	13	.187	3-13 in 1927
1929-30	John Mauer	3	40	14	.740	16-3 in 1930
1931-72	Adolph Rupp	+42	876	190	.822	25-0 in 1954
1973-85	Joe B. Hall	13	297	100	.748	30-2 in 1978
1986-89	Eddie Sutton	4	# 88	39	.693	32-4 in 1986
1990-97	Rick Pitino	8	219	50	.814	34-2 in 1996
1998-07	Orlando "Tubby" Smith	10	263	83	.760	35-4 in 1998
2008-09	Billy Gillispie	2	40	27	.597	22-14 in 2009
2010-present	John Calipari	7	217	47	.822	38-1 in 2015

22 Coaches In 114 Seasons

Games Won—2,207, Lost—682, Tied—1

- Unique tie game resulted from scorer's error discovered after game
- + No schedule played in 1953 — Rupp's record for 41 seasons. Five wins in 1966 International Universities Tournament in Israel not included in team totals
- « Basketball at UK reportedly started when W.W.H. Mustaine called together some students, took up a collection totaling \$3 for a ball and told them to start playing. There was no official coach from 1903 until 1910. Managers ran the team
- # Three games from 1988 NCAA Tournament vacated by decree of NCAA



John Calipari was named the winner of the 2015 Naismith Men's College Coach of the Year award.

NATIONAL COACH OF THE YEAR

Adolph Rupp - 1959
(UPI)

Adolph Rupp - 1966
(UPI, USBWA, TSN)

Adolph Rupp - 1970
(TSN)

Joe B. Hall - 1978
(Kellogg's)

Eddie Sutton - 1986
(AP, NABC)

Rick Pitino - 1990
(Basketball Times)

Rick Pitino - 1991
(Sporting News)

Tubby Smith - 1998
(Basketball Weekly)

Tubby Smith - 2003
(AP, NABC, USBWA, Naismith, Sporting News, CBS/Chevrolet, Basketball Times)

Tubby Smith - 2005
(Jim Phelan Award)

John Calipari - 2010
(Adolph Rupp Cup)

John Calipari - 2015
(AP, Naismith, NABC, Sporting News, Adolph Rupp Cup)

SOUTHEASTERN CONFERENCE COACH OF THE YEAR

	AP	UPI	Coaches
Adolph Rupp	1964	1968	1964
	1966	1969	1966
	1968	1970	1968
	1970	1971	1969
	1971		1970
	1972		1971

	AP	UPI	Coaches
Joe B. Hall	1975		1973
			1975
			1978
			1983
Eddie Sutton	1986	1986	
Rick Pitino	1991	1990	1996

	AP	UPI	Coaches
Tubby Smith	1998		2003
	2003		2005
	2005		
Billy Gillispie			2008
John Calipari	2010		2012
	2012		2015
	2015		

WINGED FOOT AWARD

(Given annually since 1996 by the New York Athletic Club to the coach of the NCAA Champions)

Rick Pitino - 1996
Tubby Smith - 1998
John Calipari - 2012



WILDCATS AND THE
NBA

WILDCATS IN THE NBA

ANDERSON, Derek – Cleveland Cavaliers (1998-99), Los Angeles Clippers (2000), San Antonio Spurs (2001), Portland Trail Blazers (2002-05), Houston Rockets (2006), Miami Heat (2006), Charlotte Bobcats (2007-08)

AZUBUIKE, Kelenna – Golden State Warriors (2007-10), New York Knicks (2011), Dallas Mavericks (2012)

BARKER, Cliff – Indianapolis Olympians (1950-52)

BEARD, Ralph – Indianapolis Olympians (1950-51)

BENNETT, Winston – Cleveland Cavaliers (1990-92), Miami Heat (1992)

BIRD, Jerry – New York Knicks (1959)

BLEDSE, Eric – Los Angeles Clippers (2011-13); Phoenix Suns (2014-16)

BOGANS, Keith – Orlando Magic (2004), Charlotte Bobcats (2005-06), Houston Rockets (2006), Orlando Magic (2007-09), Milwaukee Bucks (2009), San Antonio Spurs (2010), Chicago Bulls (2011), New Jersey/Brooklyn Nets (2012-13); Boston Celtics (2014)

BOOKER, Devin – Phoenix Suns (2016)

BOWIE, Sam – Portland Trail Blazers (1985-89), New Jersey Nets (1990-93), Los Angeles Lakers (1994-95)

BURROW, Bob – Rochester Royals (1957), Minneapolis Lakers (1958)

CAULEY-STEIN, Willie – Sacramento Kings (2016)

CHAPMAN, Rex – Charlotte Hornets (1989-92), Washington Bullets (1992-95), Miami Heat (1996), Phoenix Suns (1997-2000)

CLUGGISH, Bob – New York Knicks (1947)

CONLEY, Larry – Kentucky Colonels [ABA] (1968)

CONNER, Jimmy Dan – Kentucky Colonels [ABA] (1976)

COUSINS, DeMarcus – Sacramento Kings (2011-16)

COX, Johnny – Chicago Zephyrs (1963)

CRAWFORD, Joe – New York Knicks (2009)

DAMPIER, Louie – Kentucky Colonels [ABA] (1968-76), San Antonio Spurs (1977-79)

DANIELS, Erik – Sacramento Kings (2005)

DAVIS, Anthony – New Orleans Pelicans (2013-16)

DELK, Tony – Charlotte Hornets (1997-98), Golden State Warriors (1998-99), Sacramento Kings (2000), Phoenix Suns (2000-01), Boston Celtics (2002-03), Dallas Mavericks (2004), Atlanta Hawks (2005-06), Detroit Pistons (2006)

FEIGENBAUM, George – Baltimore Bullets (1950), Milwaukee Bucks (1953)

FITCH, Gerald – Miami Heat (2006)

FLYNN, Mike – Indiana Pacers (1976-78) [ABA in 1976]

GIVEN, Jack – Atlanta Hawks (1979-80)

GOODWIN, Archie – Phoenix Suns (2014-16)

GREVEY, Kevin – Washington Bullets (1976-83), Milwaukee Bucks (1984-85)

GROZA, Alex – Indianapolis Olympians (1950-51)

HAGAN, Cliff – St. Louis Hawks (1957-66), Dallas Chaparrals [ABA] (1968-70)

HANSON, Reggie – Boston Celtics (1998)

HARRELLSON, Josh – New York Knicks (2012); Miami Heat (2013); Detroit Pistons (2014)

HARRISON, Aaron – Charlotte Hornets (2016)

HATTON, Vernon – Cincinnati Royals (1959), Philadelphia Warriors (1959-61), St. Louis Hawks (1962)

HAYES, Chuck – Houston Rockets (2005-11), Sacramento Kings (2012-13); Toronto Raptors (2014-15)

HOLLAND, Joe – Indianapolis Olympians (1950-52)

ISSEL, Dan – Kentucky Colonels [ABA] (1971-75), Denver Nuggets (1976-85) [ABA in 1976]

JOHNSON, Larry – Buffalo Braves (1978)

JONES, Terrence – Houston Rockets (2013-16)

JONES, Wah Wah – Indianapolis Olympians (1950-52)

KANTER, Enes – Utah Jazz (2012-15); Oklahoma City Thunder (2015-16)

KIDD-GILCHRIST, Michael – Charlotte Hornets (2013-16)

KNIGHT, Brandon – Detroit Pistons (2012-

13); Milwaukee Bucks (2014-15); Phoenix Suns (2015-16)

KRON, Tommy – St. Louis Hawks (1967), Seattle Supersonics (1968-69), Kentucky Colonels [ABA] (1970)

LAMB, Doron – Milwaukee Bucks (2013); Orlando Magic (2013-14)

LIGGINS, DeAndre – Orlando Magic (2012); Oklahoma City Thunder (2013)

LOCK, Rob – Los Angeles Clippers (1989)

LYLES, Trey – Utah Jazz (2016)

MACY, Kyle – Phoenix Suns (1981-85), Chicago Bulls (1986), Indiana Pacers (1987)

MAGLOIRE, Jamaal – Charlotte/New Orleans Hornets (2001-05), Milwaukee Bucks (2006), Portland Trailblazers (2007), New Jersey Nets (2008), Dallas Mavericks (2008), Miami Heat (2009-11), Toronto Raptors (2012)

MASHBURN, Jamal – Dallas Mavericks (1994-97), Miami Heat (1997-2000), Charlotte/New Orleans Hornets (2001-04)

MCCARTY, Walter – New York Knicks (1997), Boston Celtics (1998-2005), Phoenix Suns (2005), Los Angeles Clippers (2006)

MEEKS, Jodie – Milwaukee Bucks (2010), Philadelphia 76ers (2010-12); Los Angeles Lakers (2013-14), Detroit Pistons (2015-16)

MERCER, Ron – Boston Celtics (1998-99), Denver Nuggets (2000), Orlando Magic (2000), Chicago Bulls (2001-02), Indiana Pacers (2002-03), San Antonio Spurs (2004), New Jersey Nets (2005)

MILLER, Darius – New Orleans Pelicans (2013-15)

MINNIEFIELD, Dirk – Cleveland Cavaliers (1986-87), Houston Rockets (1987), Golden State Warriors (1988), Boston Celtics (1988)

MOHAMMED, Nazr – Philadelphia 76ers (1999-2001), Atlanta Hawks (2001-04), New York Knicks (2004-05), San Antonio Spurs (2005-06), Detroit Pistons (2007-08), Charlotte Bobcats (2008-11), Oklahoma City Thunder (2011-12); Chicago Bulls (2013-15), Oklahoma City Thunder (2016)

MORRIS, Randolph – New York Knicks (2007-08), Atlanta Hawks (2009-10)

NASH, Cotton – Los Angeles Lakers (1965), San Francisco Warriors (1965), Kentucky Colonels [ABA] (1968)

NOEL, Nerlens – Philadelphia 76ers (2014-16)

NOEL, Paul – New York Knicks (1948-50), Rochester Royals (1951-52)

ORTON, Daniel – Orlando Magic (2011-12); Oklahoma City Thunder (2013); Philadelphia 76ers (2014)

PADGETT, Scott – Utah Jazz (2000-03), Houston Rockets (2004-05), New Jersey Nets (2006)

PATTERSON, Patrick – Houston Rockets (2011-13); Sacramento Kings (2013); Toronto Raptors (2014-16)

PARKINSON, Jack – Indianapolis Olympians (1950)

PAYNE, Tom – Atlanta Hawks (1972)

POPE, Mark – Indiana Pacers (1998-99), Milwaukee Bucks (2001-02), Denver Nuggets (2004-05)

PRATT, Mike – Kentucky Colonels [ABA] (1971-72)

WILDCAT NBA CHAMPIONS

NOEL, Paul – Rochester Royals (1951)

TSIOROPOULOS, Lou – Boston Celtics (1957, '59)

RAMSEY, Frank – Boston Celtics (1957, '59, '60-'64)

HAGAN, Cliff – St. Louis Hawks (1958)

RILEY, Pat – Los Angeles Lakers (1972); Coach- 1982, '85, '87, '88); Miami Heat (Coach-2006)

STEELE, Larry – Portland Trailblazers (1977)

GREVEY, Kevin – Washington Bullets (1978)

ROBEY, Rick – Boston Celtics (1981)

PRINCE, Tayshaun – Detroit Pistons (2004)

MOHAMMED, Nazr – San Antonio Spurs (2005)

ANDERSON, Derek – Miami Heat (2006)

WALKER, Antoine – Miami Heat (2006)

RONDO, Rajon – Boston Celtics (2008)

PRINCE, Tayshaun – Detroit Pistons (2003-13, 15); Memphis Grizzlies (2013-15); Boston Celtics (2015); Minnesota Timberwolves (2016)

RAMSEY, Frank – Boston Celtics (1955-64)

RANDLE, Julius – Los Angeles Lakers (2015-16)

RILEY, Pat – San Diego Rockets (1968-70), Los Angeles Lakers (1971-76), Phoenix Suns (1976)

ROBEY, Rick – Indiana Pacers (1979), Boston Celtics (1979-83), Phoenix Suns (1984-86)

ROLLINS, Kenny – Chicago Stags (1949-50), Boston Celtics (1953)

RONDO, Rajon – Boston Celtics (2007-15), Dallas Mavericks (2015); Sacramento Kings (2016)

SHEPPARD, Jeff – Atlanta Hawks (1999)

SMITH, Adrian – Cincinnati Royals (1962-70), San Francisco Warriors (1970-71), Virginia Squires [ABA] (1972)

STEELE, Larry – Portland Trail Blazers (1972-80)

TEAGUE, Marquis – Chicago Bulls (2013); Brooklyn Nets (2014)

TINGLE, Jack – Washington Capitols (1948), Minneapolis Lakers (1949)

TOWNS, Karl-Anthony – Minnesota Timberwolves (2016)

TSIOROPOULOS, Lou – Boston Celtics (1957-59)

TURNER, Wayne – Boston Celtics (2000)

TURPIN, Melvin – Cleveland Cavaliers (1985-87), Utah Jazz (1988), Washington Bullets (1990)

WALKER, Antoine – Boston Celtics (1997-2003, 2005), Dallas Mavericks (2004), Atlanta Hawks (2005), Miami Heat (2006-07), Minneapolis Timberwolves (2008), Memphis Grizzlies (2009)

WALKER, Kenny – New York Knicks (1987-91), Washington Bullets (1994-95)

WALL, John – Washington Wizards (2011-16)

WATSON, Bobby – Milwaukee Bucks (1955)

WHITAKER, Lucian – Boston Celtics (1955)

YOUNG, James – Boston Celtics (2015-16)

* This list runs through the 2015-16 NBA season.



John Wall was a part of the historic 2010 NBA Draft class. He was the first No. 1 overall draft pick in school history.

KENTUCKY IN THE NBA DRAFT

YEAR	RND	PICK	NAME	TEAM	YEAR	RND	PICK	NAME	TEAM	YEAR	RND	PICK	NAME	TEAM
1947			Jack Tingle	Washington Capitols	1971	1	2	Tom Payne**	Atlanta Hawks	1997	1	6	Ron Mercer	Boston Celtics
1948			Joe Holland	Baltimore Bullets		3	37	Larry Steele	Portland Trail Blazers		1	13	Derek Anderson	Cleveland Cavaliers
			Jack Parkinson	Washington Capitols		10	163	Jim Dinwiddie	Philadelphia 76ers	1998	1	29	Nazr Mohammed	Utah Jazz
			Kenny Rollins	Fort Wayne Pistons	1972	6	83	Tom Parker	Cleveland Cavaliers	1999	1	28	Scott Padgett	Utah Jazz
1949			Cliff Barker	Indianapolis Olympians		10	146	Kent Hollenbeck	Detroit Pistons	2000	1	19	Jamaal Magloire	Charlotte Hornets
			Ralph Beard	Chicago Stags	1973	7	107	Jim Andrews	Seattle SuperSonics	2002	1	23	Tayshaun Prince	Detroit Pistons
			Alex Groza	Indianapolis Olympians	1975	1	18	Kevin Grevey	Washington Bullets	2003	2	43	Keith Bogans	Milwaukee Bucks
			Wah Wah Jones	Washington Capitols		2	36	Jimmy Dan Conner	Phoenix Suns	2006	1	21	Rajon Rondo	Phoenix Suns
1950			Dale Barnstable	Boston Celtics		3	49	Bob Guyette	K.C.-Omaha Kings	2008	2	58	Joe Crawford	Los Angeles Lakers
			Jim Line	Indianapolis Olympians		7	113	Mike Flynn	Philadelphia 76ers	2009	2	41	Jodie Meeke	Milwaukee Bucks
1952			Lucy Watson	Milwaukee Hawks	1977	2	24	Larry Johnson	Buffalo Braves	2010	1	1	John Wall	Washington Wizards
			Bobian Whitaker	Indianapolis Olympians	1978	1	3	Rick Robey	Indiana Pacers		1	5	DeMarcus Cousins	Sacramento Kings
						1	16	Jack Givens	Atlanta Hawks		1	14	Patrick Patterson	Houston Rockets
1953			Cliff Hagan	Boston Celtics		2	39	James Lee	Seattle SuperSonics		1	18	Eric Bledsoe	Oklahoma City Thunder
			Frank Ramsey	Boston Celtics		3	45	Mike Phillips	New Jersey Nets		1	29	Daniel Orton	Orlando Magic
			Lou Tsioropoulos	Boston Celtics	1979	1	22	Kyle Macy	Phoenix Suns	2011	1	3	Enes Kanter	Utah Jazz
1955	5	34	Bill Evans	Rochester Royals		6	111	Truman Claytor	Detroit Pistons		1	8	Brandon Knight	Detroit Pistons
1956			Jerry Bird	Minneapolis Lakers	1980	5	101	LaVon Williams	Cleveland Cavaliers		2	45	Josh Harrellson	New Orleans Hornets
			Bob Burrow	Rochester Royals		9	183	Jay Shidler	Chicago Bulls		2	53	DeAndre Liggins	Orlando Magic
			Phil Grawemeyer	Minneapolis Lakers	1981	6	127	Fred Cowan	Houston Rockets	2012	1	1	Anthony Davis	New Orleans Hornets
1957	10	73	Jerry Calvert	Philadelphia Warriors	1982	7	145	Chuck Verderber	Chicago Bulls		1	2	Michael Kidd-Gilchrist	Charlotte Bobcats
1958	2	10	Vernon Hatton	Cincinnati Royals	1983	2	33	Dirk Minniefield	Dallas Mavericks		1	18	Terrence Jones	Houston Rockets
	4	37	Johnny Cox*	New York Knicks		3	67	Derrick Hord	Cleveland Cavaliers		1	29	Marquis Teague	Chicago Bulls
	15	86	Adrian Smith	Cincinnati Royals		6	134	Charles Hurt	Milwaukee Bucks		2	42	Doron Lamb	Milwaukee Bucks
1959	4	30	Johnny Cox*	New York Knicks	1984	1	2	Sam Bowie	Portland Trail Blazers		2	46	Darius Miller	New Orleans Hornets
1960	4	32	Sid Cohen	Boston Celtics		1	6	Melvin Turpin	Washington Bullets		1	6	Nerlens Noel	New Orleans Pelicans
	6	48	Roger Newman*	Boston Celtics		4	81	Dickey Beal	Atlanta Hawks	2013	1	29	Archie Goodwin	Oklahoma City Thunder
	7	53	Bennie Coffman	Syracuse Nationals		6	127	Jim Master	Atlanta Hawks		1	7	Julius Randle	Los Angeles Lakers
	18	92	Don Mills	Cincinnati Royals	1986	1	5	Kenny Walker	New York Knicks		1	17	James Young	Boston Celtics
1961	5	45	Billy Ray Lickert	Los Angeles Lakers		5	115	Roger Harden	Los Angeles Lakers	2015	1	1	Karl-Anthony Towns	Minnesota Timberwolves
	5	64	Roger Newman*	Syracuse Nationals	1987	5	94	James Blackmon	New Jersey Nets		1	6	Willie Cauley-Stein	Sacramento Kings
	13	102	Ned Jennings	New York Knicks	1988	1	8	Rex Chapman	Charlotte Hornets		1	12	Trey Lyles	Utah Jazz
1962	8	61	Larry Pursiful	Chicago Zephyrs		3	51	Rob Lock	Los Angeles Clippers		1	13	Devin Booker	Phoenix Suns
1964	2	12	Cotton Nash	Los Angeles Lakers		3	60	Ed Davender	Washington Bullets		2	44	Andrew Harrison	Phoenix Suns
1966	3	24	Tommy Kron	St. Louis Hawks		3	64	Winston Bennett	Cleveland Cavaliers		2	48	Dakari Johnson	Oklahoma City Thunder
1967	1	7	Pat Riley	San Diego Rockets	1993	1	4	Jamal Mashburn	Dallas Mavericks	2016	1	7	Jamal Murray	Denver Nuggets
	4	38	Louie Dampier	Cincinnati Royals	1994	2	31	Rodney Dent	Orlando Magic		1	28	Skal Labissiere	Phoenix Suns
1968	5	60	Thad Jaracz	Boston Celtics	1996	1	6	Antoine Walker	Boston Celtics		2	34	Tyler Ulis	Phoenix Suns
	9	119	Cliff Berger	Milwaukee Bucks		1	16	Tony Delk	Charlotte Hornets					
1969	10	139	Phil Argento	Los Angeles Lakers		1	19	Walter McCarty	New York Knicks					
1970	8	122	Dan Issel	Detroit Pistons		2	52	Mark Pope	Indiana Pacers					
	8	130	Mike Casey	Chicago Bulls										

*-1st instance of name signifies junior-eligible draft
 **-Selected second overall in 1971 NBA supplemental hardship draft



From left to right: Dakari Johnson, Devin Booker, Trey Lyles, Karl-Anthony Towns and Willie Cauley-Stein, five of Kentucky's six 2015 NBA Draft picks.

NBA AWARD WINNERS

ALL-NBA TEAM

Ralph Beard	1950 (2nd), 1951 (1st)
Alex Groza	1950 (1st), 1951 (1st)
Cliff Hagan	1958 (2nd), 1959 (2nd)
Jamal Mashburn	2003 (3rd)
Rajon Rondo	2012 (3rd)
Anthony Davis	2015 (1st)
DeMarcus Cousins	2015 (2nd), 2016 (2nd)

NBA ALL-ROOKIE TEAM

Sam Bowie	1985 (1st)
Rex Chapman	1989 (2nd)
Jamal Mashburn	1994 (1st)
Antoine Walker	1997 (1st)
Derek Anderson	1998 (2nd)
Ron Mercer	1998 (1st)
Rajon Rondo	2007 (2nd)
Eric Bledsoe	2011 (2nd)
DeMarcus Cousins	2011 (1st)
John Wall	2011 (1st)
Brandon Knight	2012 (1st)
Anthony Davis	2013 (1st)
Michael Kidd-Gilchrist	2013 (2nd)
Nerlens Noel	2015 (1st)
Devin Booker	2016 (1st)
Willie Cauley-Stein	2016 (2nd)
Karl-Anthony Towns	2016 (1st)

NBA ALL-DEFENSIVE TEAM

Tayshaun Prince	2005 (2nd), 2006 (2nd)
	2007 (2nd), 2008 (2nd)
Rajon Rondo	2009 (2nd), 2010 (1st)
	2011 (1st), 2012 (2nd)
Anthony Davis	2015 (2nd)
John Wall	2015 (2nd)

NBA ROOKIE OF THE YEAR

Karl-Anthony Towns (unanimous)	2016
--------------------------------	------

NBA CARES COMMUNITY ASSIST AWARD

John Wall	2016
-----------	------

NBA COACH OF THE YEAR

Pat Riley (Los Angeles Lakers)	1990
Pat Riley (New York Knicks)	1993
Pat Riley (Miami Heat)	1997



DeMarcus Cousins (second from right) won a gold medal at the 2016 Olympics in Rio with Team USA.

NBA EXECUTIVE OF THE YEAR

Pat Riley (Miami Heat)	2011
------------------------	------

NBA J. WALTER KENNEDY CITIZENSHIP AWARD

Dan Issel	1985
-----------	------

NBA ALL-STAR TEAM SELECTIONS

Ralph Beard	1951
Alex Groza	1951
Cliff Hagan	1958, 1959, 1960, 1961, 1962
Adrian Smith	1966
Dan Issel	1977
Antoine Walker	1998, 2002, 2003
Jamal Mashburn	2003
Jamaal Magloire	2004
Rajon Rondo	2010, 2011, 2012, 2013
Anthony Davis	2014, 2015, 2016
John Wall	2014, 2015, 2016
DeMarcus Cousins	2015, 2016

NBA SLAM DUNK CONTEST WINNERS

Kenny Walker	1989
John Wall	2014

NBA SKILLS CHALLENGE WINNERS

Karl-Anthony Towns	2016
--------------------	------

NBA ALL-STAR WEEKEND

SLAM DUNK CONTEST PARTICIPANTS

Kenny Walker	1989, 1990
Rex Chapman	1990, 1991
Eric Bledsoe	2013
John Wall	2014

NBA ALL-STAR WEEKEND

3-POINT SHOOTING CONTEST PARTICIPANTS

Kyle Macy	1986
Antoine Walker	2003
Devin Booker	2016

NBA ALL-STAR WEEKEND

SKILLS CHALLENGE PARTICIPANTS

John Wall	2011, 2012
Rajon Rondo	2012
Brandon Knight	2013, 2015
DeMarcus Cousins	2016
Anthony Davis	2016
Karl-Anthony Towns	2016



Karl-Anthony Towns is the first-ever Kentucky Wildcat to win the NBA Rookie of the Year award.



HISTORY

RETIRED JERSEYS

As the videotape rolls through the history of the Kentucky basketball program, the highlights are countless.

Eight national championships. Numerous South-eastern Conference titles. Last-second shots. The trophies. The net cutting. Victory upon victory. The pictures and images continue to roll.

Year after year, the Wildcats have contended for national championships and produced a host of All-Americans. The UK program also has stocked the NBA with top young talent.

But the ultimate honor for a Wildcat player or coach is to have his jersey retired. Through the years, 43 former players, coaches and contributors have received this recognition.

According to former UK sports information director Russell Rice, the first jersey retired was Layton "Mickey" Rouse, an All-SEC guard who captained the

1940 UK squad. At the annual banquet following the season, Coach Adolph Rupp surprised Rouse when he presented him his entire uniform.

Following the 1949 season, Rupp honored the four seniors from the back-to-back national championship teams — Cliff Barker, Ralph Beard, Alex Groza and Wallace "Wah, Wah" Jones, along with 1948 team captain Kenny Rollins — by retiring their jerseys and stating that their numbers would never be worn again by a Kentucky player. It was then that they were tagged "the Fabulous Five" after Rupp made mention there would never be another team that "fabulous."

However, with the streamlining of jersey numbers by the NCAA, the jerseys are retired but the numbers remain active.

Two contributors have been selected for the basketball program's highest honor, including the late

Cawood Ledford, the radio "Voice of the Wildcats" for 39 years. In 1997, Bill Keightley, the lovable and dedicated equipment manager known as "Mr. Wildcat," also was selected. And the great coaches have been honored as well — Rupp, Hall and Pitino.

Each selection has been presented with a framed jersey and a banner proudly hung from the Rupp Arena rafters.

An individual must be a member of the Hall of Fame to be eligible for jersey retirement. A committee consisting of Hall of Famers, media members, campus representatives, and current coaches and administrators elects new inductees each year. A subcommittee also considers possible jersey retirements.

In recognition of outstanding contributions to the University of Kentucky basketball program, the UK Athletics Department has retired jerseys honoring the following:



Basil Hayden
1920-22



56 - Burgess Carey
1925-26



Carey Spicer
1929-31



Adolph Rupp
Head Coach —
1931-72



Forest "Aggie" Sale
1931-33




7 - John "Frenchy" DeMoisey
1932-34




4 - Layton "Mickey" Rouse
1938-40



***26 - Kenny Rollins**
1943, 47-48




***15 - Alex Groza**
1945, 47-49



***12 - Ralph Beard**
1946-49



***27 - Wallace Jones**
1946-49




***22 - Cliff Barker**
1947-49



77 - Bill Spivey
1950-51




***30 - Frank Ramsey**
1951-52, 54




***6 - Cliff Hagan**
1951-52, 54



***16 - Lou Tsioropoulos**
1951, 52-54




***42 - Billy Evans**
1952, 54-55




***20 - Gayle Rose**
1952, 54-55



Cawood Ledford "Voice of the Wildcats"
1953-92



***22 - Jerry Bird**
1954-56




***44 - Phil Grawmeyer**
1954-56



50 - Bob Burrow
1955-56



52 - Vernon Hattton
1956-58




24 - Johnny Cox
1957-59




Bill Keightley "Mr. Wildcat"
Equipment Manager
1962-2008




44 - Cotton Nash
1962-64



10 - Louie Dampier
1965-67



42 - Pat Riley
1965-67



44 - Dan Issel
1968-70




Joe B. Hall
Head Coach —
1973-85




35 - Kevin Grevey
1973-75




21 - Jack Givens
1975-78




53 - Rick Robey
1975-78




4 - Kyle Macy
1978-80




31 - Sam Bowie
1980-81, 84




34 - Kenny Walker
1983-86




32 - Richie Farmer
1989-92




12 - Deron Feldhaus
1989-92



34 - John Pelphrey
1989-92




11 - Sean Woods
1990-92



24 - Jamal Mashburn
1991-93



Rick Pitino
Head Coach —
1990-97




00 - Tony Delk
1993-96

★ Member of "The Fabulous Five," 1948 national champions & Olympic gold medalists


* Member of 1954 undefeated national champions

ALL-TIME WILDCATS

A




Desmond Allison
1999, 2000



Jim Andrews
1970, 71, 72, 73

Allan Abramson (Mgr.) (1944)
John Adams (1962, 63, 64, 65)
Skipper Adams (1956)
Don Adkins (Mgr.) (1974, 75)
Earl Adkins (1954, 55, 56, 57, 58)
Paul Adkins (1921, 22)
Marvin Akers (1941, 42, 43)
Charles Alberts (1924, 25, 26)
Charles Aleksinas (1978, 79)
Brooks Alexander (1964)
Ermal Allen (1940, 41, 42)
Shagari Alleyne (2004, 05, 06)
Ed Allin (1945, 46)
Desmond Allison (1999, 2000)
Sean Alteri (Mgr.) (1997)
Carl Althaus (1943)
Harold Amoss (1903, 04)
Derek Anderson (1996, 97)
Dwight Anderson (1979, 80)
Milerd Anderson (1934, 35, 36)
Jim Andrews (1970, 71, 72, 73)
Paul Andrews (1984, 85, 86, 87)
Lee Andrus (1903, 04)
Myron Anthony (1998, 99)
Phil Argento (1967, 68, 69)
Richard Arnett (1903, 04)
Jay Atkerson (Mgr.) (1957, 58, 59)
George Atkins (1960, 61, 62, 63)
Randy Azbill (Mgr.) (1984, 85)
Kelenna Azubuike (2003, 04, 05)

B



Ralph Beard
1946, 47, 48, 49




Sam Bowie
1980, 81, 82, 83, 84

H.A. Babb (Mgr.) (1911)
Adrian Back (1942)
Stanley Baer (1905, 06, 07)
Scotty Baesler (1960, 61, 62, 63)
Mike Ballenger (1982)
Richard Barbee (1906, 07, 08, 09, 10)
Antwain Barbour (2003, 04)
Clifford Barker (1947, 48, 49)
Bill Barlow (1943)
Marshall Barnes (1923)
Brinkley Barnett (1911, 12, 13)
Wayne Barnett (1963)
Dale Barnstable (1947, 48, 49, 50)
Bruce Bartee (1918, 19)
Bobby Barton (Mgr.) (1967)
Will Barton (Mgr.) (2010, 11, 12, 14)
Arthur Bash (1918)
Arthur Bastin (1918)
Jay Bayless (1955, 56, 57)
Dickey Beal (1981, 82, 83, 84)
Ralph Beard (1946, 47, 48, 49)

Bret Bearup (1981, 82, 83, 84, 85)
Todd Bearup (1991)
Thomas Beatty (1911, 12)
Ed Beck (1955, 56, 57, 58)
Twany Beckham (2012, 13)
Cecil Bell (1931, 32)
Maurice Bell (1944)
Tommy Belt (1956)
Winston Bennett (1984, 85, 86, 88)
Kerry Benson (2008)
Cliff Berger (1965, 66, 67, 68)
Jim Bersot (1962)
Jim Beshears (1962)
Henry Besuden (1925, 26)
Bill Bibb (1954, 55)
Arthur Bicknell (Mgr.) (1940)
Doug Billips (Mgr.) (1969, 70)
Calvin Bird (1958)
Jerry Bird (1954, 55, 56)
Darryl Bishop (1972)
Frank Blackard (1962)
James Blackmon (1984, 85, 86, 87)
Crittenden Blair (1932, 34)
Hubert Blakey (1920)
Zeb Blankenship (1946)
William Blanton (1923)
Eric Bledsoe (2010)
J.P. Blevins (1999, 2000, 01, 02)
Harry Bliss (1935, 36)
Bruce Boehler (1942)
Keith Bogans (2000, 01, 02, 03)
J. David Bolen (Mgr.) (1996, 97, 98)
Devin Booker (2015)
Ralph Boren (1923, 24)
Brad Bounds (1964, 65, 66, 67)
Sam Bowie (1980, 81, 82, 83, 84)
Junior Braddy (1990, 91, 92, 93)
Michael Bradley (1998, 99)
Ramel Bradley (2005, 06, 07, 08)
Bob Brannum (1944, 47)
Brandy Brandstetner (1912)
Bob Brannun (1944, 47)
Don Branson (1905, 06)
Jeff Brassow (1990, 91, 92, 93, 94)
Wayne Breeden (Mgr.) (1983)
John Brewer (1954, 55, 56, 57)
Leo Brewer (1907, 08)
Melvin Brewer (1941, 42, 43)
Leonard C. Bridges (Mgr.) (1910)
Chris Briggs (Mgr.) (2002, 03, 04)
Isaiah Briscoe (2016)
Dick Brodersen (1963)
Jake Bronston (1929, 30, 31)
Curt Brown (1964)
Dale Brown (1992, 93)
William Brown (1957)
Steve Bruce (1987)
Al Bruno (1949)
Thomson Bryant (1905, 06, 07)
Nathaniel Buis (1944)
Carey Burchett (Mgr.) (1934)
Carroll Burchett (1959, 60, 61, 62)
Lawrence Burnham (1919, 20, 22, 23)
Bob Burrow (1955, 56)
Bill Bussey (1967, 68, 69, 70)
Paul Bussee (1954)
John Butcher (1955)
Travis Butler (1967)
Bernie Butts (1960, 61)
Kirk Byars (Mgr.) (1963)
Leroy Byrd (1984, 85, 86)

C



Rex Chapman
1987, 88




Johnny Cox
1956, 57, 58, 59

Ronnie Cain (1956)
Craig Callihan (Mgr.) (2008, 09, 10)
Gerry Calvert (1954, 55, 56, 57)
Jules Camara (1999, 2000, 01, 02, 03)
Albert Campbell (1948)
George Campbell (Mgr.) (1935)
John Campbell (1910, 11)
Kenton Campbell (1945, 46, 47, 48)
Patrick Campbell (1917, 18)
Will Campbell (Mgr.) (2007, 08, 09, 10)
Burgess Carey (1925, 26)
Ralph Carlisle (1935, 36, 37)
Armiel Carman (Mgr.) (1916)
Josh Carrier (2002, 03, 04, 05)
Rashaad Carruth (2002)
Jared Carter (2006, 07, 08, 09)
Dwane Casey (1976, 77, 78, 79)
Mike Casey (1967, 68, 69, 71)
Billy Ray Cassidy (1955, 56, 57, 58)
Billy Cassity (1963)
Lindle Castle (1951)
Willie Cauley-Stein (2013, 14, 15)
Milton Cavana (1931)
Bill Chambers (1945)
J.S. Chambers (Mgr.) (1909)
Jan Chancellor (1964)
Dan Chandler (1954, 55)
Rex Chapman (1987, 88)
Wayne Chapman (1964)
Adam Chiles (2002)
Kirk Chiles (1968, 72)
Ronald Clark (1952)
Truman Claytor (1976, 77, 78, 79)
Tom Clemmons (1968)
Steve Clevenger (1965, 66, 67, 68)
Marion Cluggish (1938, 39, 40)
Stan Cluggish (1940)
Sonny Cobb (1956)
Bennie Coffman (1959, 60)
Sid Cohen (1959, 60)
Lincoln Collinsworth (1955, 56, 57, 58)
Carl Combs (1940, 41)
Cecil Combs (1928, 29, 30)
Charles Combs (1936, 37, 38)
Larry Conley (1963, 64, 65, 66)
Jimmy Dan Conner (1972, 73, 74, 75)
George Cooke (1952)
Joe Coons (1903, 04, 05)
Clyde Cooper (1945)
Tony Cooper (1991)
Jim Corcoran (1956)
Earl Cornett (1962)
Paul Corum (1954, 55)
Nealel Cosby (1952)
Bernard Coté (2003, 04)
E.A. Couch (1957, 58)
Scott Courts (1978)
Mark Coury (2007, 08)
DeMarcus Cousins (2010)
Fred Cowan (1978, 79, 80, 81)
Jeremiah Cox (Mgr.) (2004, 05, 06)
Johnny Cox (1956, 57, 58, 59)
Hugh Coy (1954)
Gary Crabtree (1962)
John Craig (1936)

Mark Crain (1960)
Wes Cravens (1944)
Joe Crawford (2005, 06, 07, 08)
John Crigler (1955, 56, 57, 58)
Louis Crigler (1957)
George Critz (1961, 62, 63, 64)
Johnny Crockett (1946)
Larry Crosby (Mgr.) (1965)
John S. Crosthwaite (1910)
Lawrence Crump (1931)
Albert Cummins (1947)
Jess Curry (1954)
Fred Curtis (1937, 38, 39)

D



Louie Dampier
1964, 65, 66, 67




Rodney Dent
1993, 94

Tommy Dale (1964)
Louie Dampier (1964, 65, 66, 67)
Erik Daniels (2001, 02, 03, 04)
Darrell Darby (1931, 32, 33)
Howard Dardeen (1958, 59)
Ed Davender (1985, 86, 87, 88)
Jonny David (2016)
Anthony Davis (2012)
A.J. Davis (Mgr.) (2006)
Berkley Davis (1932, 34)
Bill Davis (1933, 34)
Bruce Davis (1935, 36)
Johnathon Davis (1988, 89, 90, 91)
Mulford Davis (1943, 46, 47)
Robert Davis (1936, 37, 38)
William Davis (1933, 34)
Gene Dauer (1968)
Roger Day (1948, 49, 50)
David Deaton (Mgr.) (1989)
Ted Deeken (1961, 62, 63, 64)
Claire Dees (1927, 28, 29)
Vince Del Negro (1961)
Tony Delk (1993, 94, 95, 96)
Adam Delph (2009)
John "Frenchy" DeMoisey (1932, 33, 34)
Truitt DeMoisey (1944)
Harry Denham (1938, 39, 40)
Rodney Dent (1993, 94)
Dickie Derrickson (1945)
Jim Dinwiddie (1967, 68, 69, 70, 71)
Joseph Dishman (1918, 19)
Darnell Dodson (2010)
Arthur Donan (1906)
Mike Dolan (Mgr.) (1952, 54)
Warfield Donohue (1935, 36, 37)
Tommy Dorsey (1956)
Harold Downing (1908)
Pat Doyle (1960, 61, 62, 63)
Rick Drewitz (1971, 72, 73, 74)
Chester Duff (1945)
Hunter Durham (Mgr.) (1961, 62)
James Durham (1945)
Cliff Dwyer (1952)




ALL-TIME WILDCATS

E




Allen Edwards
1995, 96, 97, 98




LeRon Ellis
1988, 89

David Eakins (1958)
Ray Edelman (1971, 72, 73, 74)
Allen Edwards (1995, 96, 97, 98)
Leroy Edwards (1935)
Michael Elgien (Mgr.) (2014)
Russell Ellington (1935, 36)
Cecil Ellis (1910)
LeRon Ellis (1988, 89)
Randy Embry (1962, 63, 64, 65)
Kenneth England (1941, 42)
Anthony Epps (1994, 95, 96, 97)
Marquis Estill (2000, 01, 02, 03)
Frank Etscorn (1941, 42)
Bill Evans (1951, 52, 54, 55)
Clay Evans (1954)
Heshimu Evans (1997, 98, 99)
Mark Evans (Mgr.) (2010, 11, 12)
William Evans (Mgr.) (1942)
John Everett (1919, 20)

F




Deron Feldhaus
1988, 89, 90, 91, 92




Travis Ford
1991, 92, 93, 94

H.L. Farmer (1912, 13)
John Farmer (1968)
Richie Farmer (1989, 90, 91, 92)
Keith Farnsely (1939, 40, 41)
John Farris (Mgr.) (1992, 94, 95)
J.B. Faulconer (Mgr.) (1939)
Allen Feldhaus (1959, 60, 61, 62)
Deron Feldhaus (1988, 89, 90, 91, 92)
John Ferguson (Mgr.) (1971)
Fred Fest (1921, 22, 23)
Gerald Fitch (2001, 02, 03, 04)
Garrett Fitzpatrick (Mgr.) (1941)
George Fletcher (Mgr.) (1980, 81)
EJ Floreal (2014, 15, 16)
Chigger Flynn (Mgr.) (1956)
Doug Flynn (1970)
James Flynn (1952)
Mike Flynn (1972, 73, 74, 75)
Travis Ford (1991, 92, 93, 94)
Wayne Foust (1923)
Bob Fowler (1976)
Walter Fox (1907, 08, 09, 10)
Mort Fraley (1967)
Don Frazier (1954)
Jeremy French (Mgr.) (2007, 08, 09)
Ray Frudenberger (1963)
Jim Fulcher (1962)
Clifford Fuller (1921)

G




Jack Givens
1975, 76, 77, 78




Alex Groza
1945, 47, 48, 49

Jake Gaiser (1910, 11, 12)
Kevin Galloway (2009)
Gary Gamble (1965, 66, 67, 68)
Sam Gates (1935, 36)
Kenneth Gayheart (Mgr.) (1990, 91, 92, 94)
Robert Gayheart (Mgr.) (1989)
D.J. Geddes (Mgr.) (2001, 02, 03, 04, 05)
Gordan George (1932)
Chris Gettelfinger (1978, 79, 80, 81)
Mickey Gibson (1963, 64)
Elmer Gilb (1927, 28, 29)
Jeff Ginnan (1989)
Logan Gipe (1954)
Jack Givens (1975, 76, 77, 78)
Max Glickman (1918)
Tom Gobel (1961)
Ed Godbey (1959)
Don Godby (1954)
James Goforth (1935, 36, 37)
Zach Goines (Mgr.) (1996, 97, 98, 99)
James Goodman (1938, 39)
Steve Goodson (Mgr.) (2002, 03, 04, 05)
Archie Goodwin (2013)
Buddy Goodwin (1958)
William Goodwin (1903)
Harry Gorham (1944)
Ed Gough (1938)
Edward Grant (1964)
Phil Grawemeyer (1954, 55, 56)
Sean Gray (Mgr.) (1994, 95, 96, 97)
Steve Green (1974)
Kevin Grevey (1972, 73, 74, 75)
Pete Grigsby (1954)
William Griffith (Mgr.) (1929)
Alex Groza (1945, 47, 48, 49)
George Gumbert (1914, 15, 16, 17)
Bob Guyette (1972, 73, 74, 75)
J. White Guyn (1903, 04)

H



Cliff Hagan
1951, 52, 54




Roger Harden
1983, 84, 85, 86

Charles Hadden (1955)
Cliff Hagan (1951, 52, 54)
Joseph Hagan (1936, 37, 38)
Jerry Hale (1972, 73, 74, 75)
Dan Hall (1975, 1976)
Mark Halsell (2009)
Bill Hamm (1943)
Reggie Hanson (1988, 89, 90, 91)
Roger Harden (1983, 84, 85, 86)
John Hardwick (1957)
Philip Haring (Mgr.) (1936, 38)
Sam Harper (1962, 63, 64)
Tom Harper (1961, 62, 63, 64)
Carson Harrell (Mgr.) (1965, 66)
Josh Harrellson (2009, 10, 11)
Jim Harris (1968, 69)

Ramon Harris (2007, 08, 09, 10)
Aaron Harrison (2014, 15)
Andrew Harrison (2014, 15)
Chris Harrison (1992, 93, 94, 95)
W.C. Harrison (1911, 12)
Ryan Harrow (2013)
Derrill Hart (1910, 11, 12, 16)
Merion Haskins (1974, 75, 76, 77)
Robert Hatchett (Mgr.) (2012, 13, 14)
Walter Hatcher (1937)
Vernon Hatton (1956, 57, 58)
Cliff Hawkins (2001, 02, 03, 04)
Dominique Hawkins (2014, 15, 16)
Basil Hayden (1920, 21, 22)
Chuck Hayes (2002, 03, 04, 05)
Elmo Head (1937, 38, 39)
Bob Hehl (1946)
Tom Heilbron (1958)
Bob Heinrich (1963)
Charles Heinrich (1963)
Charles Heinrich (1935)
Matt Heissenbuttel (2001, 02, 03, 04)
Tom Heitz (1980, 81, 82, 83, 84)
Bill Heizer (1927)
G. Foster Helm (1924, 25, 26, 27)
Robert Henne (1948, 49)
Joseph Herman (1906)
Will Herschelman (Mgr.) (2006, 07, 08, 09)
Arville Hickerson (1926)
Billy Hill (1956)
Darryl Hill (1962)
Walter Hirsch (1948, 49, 50, 51)
Walter Hodge (1937, 39)
Ryan Hogan (1998, 99)
Joe Holland (1946, 47, 48)
Joey Holland (1974, 75, 76)
Kent Hollenbeck (1969, 70, 71, 72)
Mike Homa (1948)
Jon Hood (2010, 11, 12, 13, 14)
Derrick Hord (1980, 81, 82, 83)
Aaron Howard (Mgr.) (1998, 99, 2000, 01, 02)
Mike Howard (Mgr.) (1996, 97, 98)
Dick Howe (1955, 57, 58)
Jim Howe (1945)
Lee Huber (1939, 40, 41)
Allen Hughes (1958)
Charles Hughes (1924, 25)
James Hughes (1932)
Lowell Hughes (1957, 58, 59)
Isaac Humphries (2016)
Harry Hurd (1959, 60, 61, 62)
Charles Hurt (1980, 81, 82, 83)


I




Dan Issel
1967, 68, 69, 70

Robert Ireland (1916, 17)
Charles Ishmael (1962, 63, 64)
Dan Issel (1967, 68, 69, 70)

J



Thad Jaracz
1965, 66, 67, 68



Larry Johnson
1974, 75, 76, 77

Ralph Jackowski (1938)
Maurice Jackson (1933)
Thad Jaracz (1965, 66, 67, 68)
James Jarrell (1969)
Derrick Jasper (2007, 08)
Ernie Jefferson (1939)
Irvine Jeffries (1928)
Cedric Jenkins (1985, 86, 87, 88)
Paul Jenkins (1926, 27, 28)
Ned Jennings (1958, 59, 60, 61)
Herbert Jerome (1934)
Bert Johnson (1935)
Danny Jett (Mgr.) (2003)
Dakari Johnson (2014, 15)
Ellis Johnson (1931, 32, 33)
Larry Johnson (1974, 75, 76, 77)
Phil Johnson (1955, 56, 58, 59)
Walter Johnson (1944)
Buck Jones (1968)
Chris Jones (1989)
Terrence Jones (2011, 12)
Wallace Jones (1946, 47, 48, 49)
James Jordan (1947, 48)
David Judy (Mgr.) (2000, 01, 02)

K



Michael Kidd-Gilchrist
2012




Mark Krebs
2008, 09, 10

Enes Kanter (2011)
Charles Keller (1952)
Charlie Keller (1919)
Pat Kelly (1905)
William P. Kemper (Mgr.) (1905)
Brady Kennedy (Mgr.) (2013, 14, 15)
Ron Kennett (1962, 63, 64, 65)
Ralph Kercheval (1933)
Stan Key (1969, 70, 71, 72)
Michael Kidd-Gilchrist (2012)
Jeff Kidder (Mgr.) (1989)
Henry Kimbrough (1912)
Arlan King (1950)
James King (1940, 41, 42)
Kenneth King (1922)
William King (1921, 22, 24, 25)
Howard Kinne (1915, 17)
A.M. Kirby (Mgr.) (1907)
James Kittrell (1926)
William Kleiser (1930, 31, 32)
Edwin Knadler (1927)
Brandon Knight (2011)
Nate Knight (2000)
Mark Krebs (2008, 09, 10)
Howard Kreuter (1932, 33)
Tommy Kron (1963, 64, 65, 66)

L



Dave Lawrence
1933, 34, 35




Preston LeMaster
2003, 04, 05, 06


Skal Labissiere (2016)
Art Laib (1968, 69, 70)
Doron Lamb (2011, 12)

George Lambros (1950)
 Ed Lander (1942, 43)
 Paul Lansow (1951)
 Bo Lanter (1980, 81, 82)
 Tod Lanter (2013, 14, 15)
 Jason Lathrem (1996)
 Allan Lavin (1931)
 Bob Lavin (1919, 20, 21, 22)
 Brad Lawless (1977)
 Dave Lawrence (1933, 34, 35)
 Roger Layne (1950, 51)
 James Lee (1975, 76, 77, 78)
 Marcus Lee (2014, 15, 16)
 Ken Lehkamp (Mgr.) (1956, 57)
 Alex Legion (2008)
 Jim LeMaster (1965, 66, 67, 68)
 Preston LeMaster (2003, 04, 05, 06)
 Larry Lentz (1963, 64, 65, 66)
 Morris Levin (Mgr.) (1931)
 Garland Lewis (1934, 35, 36)
 Billy Ray Lickert (1958, 59, 60, 61)
 DeAndre Liggins (2009, 10, 11)
 James Line (1947, 48, 49, 50)
 Shelby Linville (1950, 51, 52)
 Zach Lipson (Mgr.) (2011, 12)
 Ercel Little (1931, 32)
 Steve Lochmueller (1972, 73, 74, 75)
 Robert Lock (1985, 86, 87, 88)
 Brian Long (2012, 13, 14, 15)
 Wayland Long (1968)
 Lawrence Longworth (1916, 17)
 Darrell Loran (1946)
 Nick Lutz (1936)
 Trey Lyles (2015)
 June Lyons (1928)
 Ronnie Lyons (1971, 72, 73, 74)
 Wendell Lyons (1971, 72)

M



Cameron Mills
 1995, 96, 97, 98



Nazr Mohammed
 1996, 97, 98


Kyle Macy (1977, 78, 79, 80)
 Richard Madison (1985, 86, 87, 88)
 Jamaal Magloire (1997, 98, 99, 00)
 Sam Malone (2012, 13, 14, 15)
 Eric Manuel (1988, 89)
 Dustin Marr (Mgr.) (2006, 07, 08)
 Ben Marsh (1916, 17, 18, 19)
 Egbert Marshall (1927)
 Will Martin (Mgr.) (2009, 10, 11, 12)
 Gimel Martinez (1991, 92, 93, 94)
 Frank Marx (1910, 11)
 Jamal Mashburn (1991, 92, 93)
 Steve Masiello (1997, 98, 99, 2000)
 Luke Mason (Mgr.) (2007, 08)
 Jim Master (1981, 82, 83, 84)
 James Mathewson (1942)
 Tony Mathis (1989)
 Charles Matthews (2016)
 Harvey Mattingly (1932)
 Bill Maupin (1956)
 Charles Maxson (Mgr.) (1933)
 Jack May (Mgr.) (1935, 36)
 Todd May (1983)
 Julius Mays (2013)
 Robert Mayhall (1974)
 John McAdam (Mgr.) (1970)
 Paul McBrayer (1928, 29, 30)
 Cecil McCarty (1957)
 Walter McCarty (1993, 94, 95, 96)
 Bob McCowan (1968, 69, 70, 72)
 Jim McDonald (1959, 60, 61, 62)

James McFarland (1924, 25, 26)
 Skip McGaw (1990)
 Lawrence McGinnis (1928, 29, 30)
 Louis McGinnis (1929, 30, 31)
 Dan McHale (Mgr.) (1998, 99, 2000, 01)
 John McIntosh (1935, 36, 37)
 Garnett McKenney (1917, 18)
 Troy McKinley (1982, 83, 84, 85)
 J. McKinney (Mgr.) (1936, 37)
 Fred McLane (1928, 29, 30)
 Lewis McManus (1956, 57)
 Malcom McMulle (1946, 47)
 Jim Meek (1958)
 Giles Meadors (Mgr.) (1912)
 Jodie Meeks (2007, 08, 09)
 Ron Mercer (1996, 97)
 Hub Metry (Mgr.) (1964, 65)
 Brett Miller (Mgr.) (2010, 11, 12)
 Darius Miller (2009, 10, 11, 12)
 David Miller (1973, 74)
 Derrick Miller (1987, 88, 89, 90)
 Larry Miller (1972)
 Len Miller (1928, 29)
 Cameron Mills (1995, 96, 97, 98)
 Chris Mills (1989)
 Don Mills (1957, 58, 59, 60)
 Dusty Mills (2008)
 Ray Mills (1954, 55, 56, 57)
 Terry Mills (1967, 68, 69, 70, 71)
 Stanley Milward (1928, 29, 30)
 Will Milward (1924, 25)
 Dirk Minniefield (1980, 81, 82, 83)
 Billy Mitchell (1954)
 Donnie Mitts (1964)
 Terry Mobley (1962, 63, 64, 65)
 Nazr Mohammed (1996, 97, 98)
 Gayle Mohnney (1926)
 George Montgomery (1903)
 Joel Moody (1959)
 Bob Moore (Mgr.) (1950, 51, 52)
 Caleb Moore (Mgr.) (2000, 01, 02, 03)
 Eric Moore (Mgr.) (1989)
 Ralph Morgan (1913, 14, 15)
 Read Morgan (1950, 51)
 John Morris (1933)
 Jonathan Morris (Mgr.) (2005)
 Randolph Morris (2005, 06, 07)
 Walter Morris (1919)
 Jeff Morrow (Mgr.) (1989, 90, 91, 92)
 Marc Moseley (1973)
 Tom Moseley (1943, 44)
 Ravi Moss (2003, 04, 05, 06)
 Thomas Mossberger (1957)
Mychal Mulder (2016)
 Kevin Murphy (Mgr.) (1998, 99, 2000)
 Zach Murphy (Mgr.) (2005, 06, 07, 08)
 Jamal Murray (2016)

N



Cotton Nash
 1961, 62, 63, 64




Nerlens Noel
 2013

Cotton Nash (1961, 62, 63, 64)
 Gene Neff (1951, 52)
 Alonzo Nelson (1945)
 Charles Neville (1964)
 Roger Newman (1957, 61)
 C.M. Newton (1950, 51)
 David Nile (1961)
 Tommy Nichols (1936)
 Brad Noe (Mgr.) (2006)
 Nerlens Noel (2013)

Paul Noel (1943)
 Randy Noll (1969, 70)

O




Bernard Opper
 1937, 38, 39




Daniel Orton
 2010

Lukasz Obrzut (2004, 05, 06, 07)
 Mike O'Connell (1951)
 Dan Omlor (Mgr.) (1964)
 Bernard Opper (1937, 38, 39)
 Andrew Ortelli (Mgr.) (2012, 13, 14, 15)
 Donald Orme (1940, 41)
 Daniel Orton (2010)
 Hays Owens (1928, 29, 30)

P



Scott Padgett
 1995, 97, 98, 99



John Pelphrey
 1988, 89, 90, 91, 92

Scott Padgett (1995, 97, 98, 99)
 Harold Park (Mgr.) (1945)
 Randy Page (1968)
 James Park (1912, 14)
 Clyde Parker (1943)
 Ed Parker (Mgr.) (1919)
 Glen Parker (1944)
 J. Ed Parker (1944, 45, 46, 47)
 Jason Parker (2001, 02)
 Tom Parker (1969, 70, 71, 72)
 Jack Parkinson (1944, 45, 46, 48)
 Michael Parks (1990, 91)
 Dick Parsons (1958, 59, 60, 61)
 Patrick Patterson (2008, 09, 10)
 Tom Payne (1971)
 Bart Peak (1916, 17)
 Len Pearson (1950)
 John Pelphrey (1988, 89, 90, 91, 92)
 Doug Pendygraft (1961, 62)
 E.S. Penick (1943)
 Steve Penhorwood (1970, 71)
 Blake Perkins (Mgr.) (2013, 14, 15)
 Bobby Perry (2004, 05, 06, 07)
 Dan Perry (1970, 71, 72)
 Dwight Perry (2007, 08, 09)
 George Perry (Mgr.) (1954)
 Phil Phelps (1955)
 Mike Phillips (1975, 76, 77, 78)
 Frank Phipps (1927)
 Bill Pieratt (1960)
 Ed Pierce (1903)
 Matt Pilgrim (2009)
 Wayne Plummer (1909, 10)
 Jarrod Polson (2011, 12, 13, 14)
 Kenneth Polson (1927)
 Randy Pool (1967, 68, 69, 70)
 Stacey Poole (2011)
 Mark Pope (1994, 95, 96)
 Michael Porter (2007, 08, 09)
 Tommy Porter (1965, 66, 67, 68)
 Shelby Post (1908, 09, 10)
 Sam Potter (1934, 35)
 William Poyntz (1921, 22, 23)

Alex Poythress (2013, 14, 15, 16)
 Gerald Powell (1961)
 Dickie Prater (1951)
 Mike Pratt (1967, 68, 69, 70)
 R.C. Preston (1911, 12, 13, 14)
 Woodrow Preston (1952)
 Dwight Price (1951)
 Jared Prickett (1993, 94, 95, 97)
 Tayschaun Prince (1999, 2000, 01, 02)
 Linville Puckett (1954, 55)
Dillon Pulliam (2016)
 Larry Pursiful (1959, 60, 61, 62)

R



Pat Riley
 1964, 65, 66, 67




Rick Robey
 1975, 76, 77, 78

Denny Radabaugh (1962, 63)
 Henry Rambo (1957)
 Frank Ramsey (1951, 52, 54)
 Lloyd Ramsey (1941, 42)
 Tripp Ramsey (Mgr.) (1976, 77)
 Julius Randle (2014)
 Jeff Ray (1973)
 Robert Reynolds (Mgr.) (1932)
 Al Reynolds (1945)
 Rodrick Rhodes (1993, 94, 95)
 A.T. Rice (1922, 23, 24, 25)
 Bobby Rice (1960)
 Dick Richards (1933)
 Stanley Ridd (1912)
 S.H. Ridgeway (1920, 21)
 Andre Riddick (1992, 93, 94, 95)
 Sam Ridgway (1920, 21)
 Carl Riefkin (1923, 24)
 Pat Riley (1964, 65, 66, 67)
 Ruric Roark (1904)
 Roy Roberts (1959, 60, 61, 62, 63)
 Jess Robertson (1941)
 Louis Robertson (1941, 42)
 Rick Robey (1975, 76, 77, 78)
 Al Robinson (1958, 59, 60)
 William "Doc" Rodes (1917)
 William Rodes (1909, 10)
 Andrew Rogers (Mgr.) (2010)
 Karl Rohs (1924, 25)
 Don Rolfe (1962, 63)
 Kenneth Rollins (1943, 47, 48)
 Rajon Rondo (2005, 06)
 Van Buren Ropke (1927)
 Gayle Rose (1951, 52, 54, 55)
 Jimmy Rose (1963)
 Harold Ross (1955, 56, 57, 58)
 Ben Roth (Mgr.) (1915)
 Layton Rouse (1938, 39, 40)
 Willie Rouse (1951, 52, 54)
 Jerry Rump (1960)
 Joe Rupert (1933)
 Herky Rupp (1959, 60, 61, 62)
 Tony Russell (Mgr.) (1994, 95, 96, 97)




ALL-TIME WILDCATS

S



Jeff Sheppard
1994, 95, 96, 97, 98




Bill Spivey
1950, 51, 52


- Forest Sale (1931, 32, 33)
- Chad Sanders (Mgr.) (2007, 08, 09, 10)
- Matt Scherbenke (2008, 09)
- Jack Schiffl (1945)
- Steve Schmitt (1968)
- Charles Schrader (1914, 16, 17)
- Wilber Schu (1943, 44, 45, 46)
- Otto Schwant (1915, 16)
- Fred Scott (1956)
- Herschel Scott (1913, 14, 15)
- Mike Scott (1987, 88, 89)
- Leon Szczepanski (1955)
- Jason Seamonds (Mgr.) (1998, 99)
- Cory Sears (2001, 02)
- Brian Sensibaugh (Mgr.) (2014)
- Jim Server (1915, 16)
- Evan Settle (1932, 33, 34)
- Arthur Shanklin (1918)
- Shelby Shanklin (1907, 08, 10)
- Brown Sharp (1952)
- Roy Sharp (1957)
- James Sharpe (1927)
- Hubbard Shawhan (1910)
- Bobby Shepherd (1957)
- Jeff Sheppard (1994, 95, 96, 97, 98)
- Jay Shidler (1977, 78, 79, 80)
- Terry Shigg (1987)
- Oliver Simmons (1996, 97)
- Boone Simpson (1919)
- Larue Simpson (1962)
- Glenn Sims (Mgr.) (1973)
- Rekalin Sims (2006)
- George Skinner (1931, 32, 33)
- Landon Slone (2009)
- Bobby Slusher (1958, 59)
- Will Smether (1948)
- Adrian Smith (1957, 58)
- Bill Smith (1955, 56, 57, 58)
- Doug Smith (Mgr.) (2006)
- G.J. Smith (1972, 73, 74, 75)
- Gilbert Smith (1920, 21, 22, 23)
- Greg Smith (1972)
- Saul Smith (1998, 99, 00, 01)
- Mark Soderberg (1969, 70, 71)
- Bob Sparkman (1960)
- Ernest Sparkman (1945)
- Patrick Sparks (2005, 06)
- Devlin Sparrow (1961)
- Benny Spears (1967, 68)
- Larry Spears (1938)
- Bill Spicer (1936)
- Carey Spicer (1929, 30, 31)
- Charles Spilman (1923)
- Bill Spivey (1950, 51, 52)
- Vincent Splane (1942)
- Claire St. John (1904)
- Carl Staker (1940, 41, 42)
- Larry Stamper (1970, 71, 72, 73)
- Greg Starrick (1968, 69)
- John Steele (1954)
- Larry Steele (1968, 69, 70, 71)
- Oliver Steele (1926)
- Elmore Stephens (1972)
- Tim Stephens (1977, 78, 79)
- Warren Stephens (1957)
- Perry Stevenson (2007, 08, 09, 10)
- A.J. Stewart (2008, 09)
- Gene Stewart (1964, 65, 66, 67)
- Bobby Stiliz (1936)

- Brian Stocker (Mgr.) (1994, 95, 96, 97)
- Brandon Stockton (2003, 04, 05, 06)
- Marvin Stone (2000, 01, 02)
- Neville Stone (1908)
- John Strogh (1945, 48, 49)
- Robert Strohm (1937)
- Guy Strong (1950, 51)
- Michael Stump (Mgr.) (2014)
- Barkley Sturgill (1946)
- William Sturgill (1945, 46)
- Don Sullivan (Mgr.) (1978, 79)
- Anthony Summers (Mgr.) (1998, 99, 2000)
- Bill Surface (Mgr.) (1955)
- Mike Surface (1959)
- Sean Sutton (1988, 89)
- Todd Svoboda (1993)
- Dan Swartz (1952)
- Steve Swennes (1968)
- Johh Szalay (1964)

T



Henry Thomas
1990, 91, 92



Aminu Timberlake
1992, 93

- Todd Tackett (1999, 2000, 01)
- Bob Tallent (1965, 66, 67)
- Thomas Tanner (1910)
- Spencer Tatum (Mgr.) (1989, 90, 91, 92)
- Vincent Tatum (Mgr.) (1991, 92)
- Bob Taylor (1934, 35, 36)
- Marquis Teague (2012)
- Jackie Terrell (1954)
- Alan Theobald (Mgr.) (1968)
- H.C. Thomas (1918, 19)
- Henry Thomas (1990, 91, 92)
- Irving Thomas (1986, 87)
- Roger Thomas (Mgr.) (1982, 83)
- Sheray Thomas (2004, 05, 06, 07)
- Alvin Thompson (1917)
- Homer Thompson (1937, 38, 39)
- Tommy Thompson (Mgr.) (1960)
- Jody Thompson (1991)
- Polk Threlkeld (1910)
- Bob Tice (1937)
- Milton Ticco (1941, 42, 43)
- Edward Tierney (1934, 35)
- Clarence Tillman (1979)
- Aminu Timberlake (1992, 93)
- Jack Tingle (1944, 45, 46, 47)
- Ralph Tipton (1960)
- Carlos Toomer (1991, 92)
- Garland Townes (1948, 49, 50)
- Karl-Anthony Towns (2015)
- Len Tracy (1925)
- John Trivette (1938)
- Bill Trott (1929, 30, 31)
- Lou Tsiropoulos (1951, 52, 54)
- Jack Tucker (1933, 34, 35)
- Frank Tully (1965)
- Wayne Turner (1996, 97, 98, 99)
- Melvin Turpin (1981, 82, 83, 84)
- Paul Turrell (1935)
- William P. Tuttle (1912, 13, 14, 15)

U



Tyler Ulis
2015-16

- Tyler Ulis (2015, 16)
- Eiki Umezaki (Mgr.) (1989)
- Lovell Underwood (1924, 25, 26)
- Gary Utz (1974)


V




Eloy Vargas
2011, 12

- Eloy Vargas (2011, 12)
- Chuck Verderber (1979, 80, 81, 82)
- Frank Vogel (Mgr.) (1996)
- John Vogt (1903)
- George Vulich (1944, 45)

W



Kenny Walker
1983, 84, 85, 86



Robert Watson
1950, 51, 52

- George Waggoner (1961)
- Antoine Walker (1995, 96)
- Harris Walker (1938)
- J. Rice Walker (1936, 37, 38)
- Kenny Walker (1983, 84, 85, 86)
- John Wall (2010)
- Jay Wallace (1926)
- Reggie Warford (1973, 74, 75, 76)
- Lawrence Waters (1905)
- James Wathen (1957)
- Robert Watson (1950, 51, 52)
- Jim Weber (1943, 46)
- James Wells (1951)
- Jimmy Weiland (1951)
- A.J. Weisenberger (1911, 12, 13)
- Wylie B. Wendt (Mgr.) (1906)
- Leo Wenkey (Mgr.) (1930)
- Randy Whaley (1951)
- Clint Wheeler (1967, 68, 69, 70, 71)
- Larry Wheeler (1961)
- Lucian Whitaker (1950, 51, 52)
- Hubert White (1925)
- Waller White (1940, 41, 42)
- Don Whitehead (1944)
- Walter Whittaker (1950)
- Ernie Whitus (1974, 75)
- Ferdinand Wieman (1927)
- James Wilhelm (1920, 21, 22)
- William Wilkinson (1922, 23, 24)
- Adam Williams (2006)
- Donald Williams (2009)

- LaVon Williams (77, 78, 79, 80)
- Morakinyo Williams (2008)
- Steve Williams (1977)
- Derek Willis (2014, 15, 16)**
- Maury Wilson (1906, 07, 08)
- W.C. Wilson (Mgr.) (1913)
- Kyle Wiltjer (2012, 13)
- Bob Windsor (1966)
- Dwayne Wingler (1955)
- Roger Wood (1973, 74)
- Sean Woods (1990, 91, 92)
- Ron Woodward (1963)
- Charles Worthington (1931, 32)
- Charles Wright (1905)
- H.J. Wurtele (1904)
- Paul Wyatt (1961)
- Tai Wynyard (2016)**


Y



James Young
2014

- George Yates (1930, 31, 33)
- Humzey Yessin (Mgr.) (1946, 47, 48, 49)
- Singleton Yeary (1945)
- Rudy Yessin (1944)
- James Young (2014)

Z



Todd Ziegler
1985, 86, 77

- Sam Zeaman (1946)
- George Zerfoss (1916, 18, 19)
- Karl Zerfoss (1913, 14, 15, 16)
- Tom Zerfoss (1914)
- Todd Ziegler (1985, 86, 77)

** List includes known freshman team members
^ Special thanks to Jon Scott


ALL-AMERICANS

A total of 55 Wildcats have earned All-America honors, as recognized by the NCAA. Of those players, 21 have been named consensus First Team All-America 26 times. The following is a chronological listing of all UK basketball players who have been named to the NCAA-recognized All-America teams, beginning with forward Basil Hayden in 1921. The NCAA currently utilizes the Associated Press, the National Association of Basketball Coaches, the U.S. Basketball Writers Association and The Sporting News to determine consensus All-Americans.

PLAYER	YEAR	SELECTION BOARD
Basil Hayden	1921•	HF
Burgess Carey	1925•	HF
Carey Spicer	1929	HF
	1931	HF
Paul McBrayer	1930	HF
Louis McGuiness	1930	CH-3rd
Forest Sale	1932•	HF, CY, CH-1st
	1933•	HF, CY, CH-1st
Ellis Johnson	1933	HF
John DeMoisey	1934	HF
William Davis	1934	CY-3rd
LeRoy Edwards	1935•	HF, CY-2nd
Bernard Oppen	1939••	CY-1st
Lee Huber	1941	HF
Milt Tico	1943	Pic-3rd
Bob Brannum	1944•	HF, TSN-1st, CY-2nd, Pic-2nd
Wilber Schu	1945	DD-2nd
Jack Parkinson	1946••	HF-1st, CY-1st, TM-3rd
Jack Tingle	1946	CY-3rd
	1947	TM-2nd, NABC-2nd
Ralph Beard	1947•	HF-1st, CY-1st, TM-1st, NABC-2nd
	1948•	AP-1st, HF-1st, CY-1st, TM-1st, NABC-1st
	1949•	AP-1st, UPI-1st, LM-2nd, Col-1st, CY-1st, HF-1st, TSN-1st

PLAYER	YEAR	SELECTION BOARD
Alex Groza	1947•	HF-2nd, CY-2nd, TM-1st, NABC-1st
	1948••	AP-2nd, HF-2nd, CY-1st, TM-2nd, NABC-2nd
	1949•	AP-1st, UPI-1st, LM-1st, CY-1st, HF-1st, TSN-1st
Wah Wah Jones	1947	HF-2nd, CY-2nd
	1948	CY-3rd, TM-3rd
	1949••	AP-2nd, UPI-1st, CY-1st, TSN-2nd
Jim Line	1950	UPI-3rd
Bill Spivey	1950	AP-3rd, UPI-3rd, INS-3rd, HF-3rd
	1951•	AP-1st, UPI-1st, LM-1st, INS-1st, Col-1st, CY-1st, HF-1st, TSN-1st
Frank Ramsey	1951	AP-3rd, UPI-3rd, CY-3rd, TSN-2nd
	1952	AP-2nd, UPI-2nd, CY-1st, HF-2nd, Ath-1st
	1954•	AP-2nd, UPI-2nd, LM-1st, INS-2nd, CY-1st, HF-2nd, TM-2nd, NABC-2nd
Cliff Hagan	1952•	AP-1st, UPI-1st, Col-1st, INS-1st, CY-2nd, HF-1st, Ath-1st
	1954•	AP-1st, UPI-1st, LM-2nd, INS-1st, NEA-1st, Col-1st, CY-2nd, HF-1st, To-2nd, NABC-1st
Robert Watson	1952	Ath-3rd
Bob Burrow	1955	AP-3rd, HF-2nd
	1956••	AP-3rd, UPI-3rd, LM-1st, NEA-2nd, Col-2nd, CY-2nd, HF-2nd, NABC-1st
Johnny Cox	1957	UPI-3rd, HF-3rd
	1959•	AP-1st, UPI-2nd, NEA-2nd, NABC-1st, USBWA-1st, CY-1st, HF-1st, TSN-2nd
Vernon Hatton	1958	CY-1st, HF-1st
Billy Ray Lickert	1961	HF-2nd
Cotton Nash	1962••	AP-2nd, USBWA-1st, UPI-2nd, NABC-3rd, TSN-2nd, CA-1st
	1963••	AP-2nd, NABC-2nd, USBWA-1st, UPI-2nd, NEA-2nd, LM-2nd, CY-2nd, HF
	1964•	AP-1st, NABC-1st, USBWA-1st, UPI-1st, TSN-2nd, CY-1st, HF
Louie Dampier	1966••	AP-1st, NABC-2nd, UPI-2nd, CY-1st, HF
	1967••	AP-2nd, NABC-3rd, UPI-3rd, CY-2nd, HF
Thad Jurecz	1966	AP-3rd
Pat Riley	1966	AP-3rd, USBWA-1st, UPI-3rd, CY-2nd, HF
Dan Issel	1969••	AP-2nd, NABC-2nd, USBWA-1st, UPI-3rd, TSN-2nd, CY-1st, HF
	1970•	AP-1st, NABC-1st, USBWA-1st, UPI-1st, TSN-1st, CY-1st, HF
Mike Pratt	1970	CY-2nd
Kevin Grevey	1974	NABC-5th, HF
	1975••	AP-2nd, NABC-2nd, USBWA-1st, UPI-2nd, TSN-2nd, CY-2nd, HF

PLAYER	YEAR	SELECTION BOARD
Jack Givens	1976	HF
	1977	NABC-4th, HF
	1978••	AP-2nd, NABC-2nd, USBWA-2nd, UPI-2nd, CY-1st, WA-1st, HF
Rick Robey	1977	NABC-4th, CY-1st
	1978••	AP-3rd, NABC-1st, UPI-2nd, TSN-2nd, CY-1st, WA-1st, HF
Kyle Macy	1978	UPI-3rd
	1979	NABC-3rd, CY-2nd
	1980•	AP-1st, NABC-1st, USBWA-1st, UPI-1st, TSN-1st, CY-1st, WA-1st, HF
Sam Bowie	1981••	AP-3rd, NABC-2nd, USBWA-2nd, UPI-3rd, TSN-2nd, CY-1st, BT-2nd, HF
	1984	AP-2nd, TSN-2nd
Melvin Turpin	1983	HF
	1984••	AP-3rd, NABC-2nd, USBWA-2nd, UPI-3rd, BT-3rd
Kenny Walker	1985••	AP-2nd, NABC-2nd, USBWA-2nd, UPI-2nd, BT-2nd, WA-1st
	1986•	AP-1st, NABC-1st, USBWA-1st, UPI-1st, TSN-2nd, BT-1st, WA-1st
Rex Chapman	1988	NABC-3rd, BT-3rd
Jamal Mashburn	1992	BT-2nd
	1993•	AP-1st, NABC-1st, USBWA-1st, UPI-1st, TSN-1st, BT-1st, WA-1st
Tony Delk	1996•	AP-2nd, NABC-2nd, USBWA-1st, UPI-1st, TSN-2nd, BT-2nd, WA-1st



Pat Riley was named to the Associated Press All-America Third Team in 1966.






ALL-AMERICANS

PLAYER	YEAR	SELECTION BOARD
Ron Mercer	1997•	AP-1st, NABC-1st, USBWA-1st, TSN-2nd, BT-2nd, WA-1st
Scott Padgett	1999	WA-1st
Tayshaun Prince	2001••	AP-2nd, USBWA-2nd, NABC-3rd, BT-2nd, WA-1st
	2002	AP-3rd, NABC-2nd
Keith Bogans	2003	AP-3rd, NABC-2nd, TSN-3rd, BT-3rd
Jodie Meeks	2009••	AP-2nd, USBWA-2nd, NABC-2nd, TSN-2nd, ESPN-2nd, Rivals-2nd
DeMarcus Cousins	2010••	AP-1st, USBWA-2nd, NABC-2nd, TSN-2nd, WA-1st, CBS-1st, FOX-1st, Yahoo-1st, Rivals-1st, BT-2nd
John Wall	2010•	AP-1st, USBWA-1st, NABC-1st, TSN-1st, WA-1st, CBS-1st, FOX-1st, Yahoo!-1st, Rivals-1st, BT-1st
Terrence Jones	2011	Yahoo-3rd
Anthony Davis	2012•	AP-1st, USBWA-1st, NABC-1st, TSN-1st, CBS-1st, WA-1st
Michael Kidd-Gilchrist	2012••	AP-3rd, USBWA-2nd, NABC-3rd, TSN-2nd, CBS-2nd
Julius Randle	2014	AP-3rd, NABC-3rd

PLAYER	YEAR	SELECTION BOARD
Willie Cauley-Stein	2015•	AP-1st, USBWA-1st, NABC-1st, TSN-1st, NBC-1st, USA-1st, SI-2nd, CBS-1st, WA-1st
Karl-Anthony Towns	2015••	AP-2nd, NABC-2nd, TSN-3rd, USA-1st, CBS-2nd, SI-2nd
Tyler Ulis	2016•	AP-1st, USBWA-2nd, NABC-2nd, TSN-1st, USA-1st, CBS-1st, SI-1st, WA-1st
Jamal Murray	2016	AP-3rd, USA-2nd, CBS-3rd




Tayshaun Prince was tabbed an NCAA Consensus Third Team All-American in 2001.


Bold indicates the All-America selection was recognized by the NCAA that year

Key: • Consensus; ••2nd Team Consensus; AP: Associated Press; Ath: Athletic Publications; BT: Basketball Times; CA: Coach and Athlete; CBS: CBSSports.com CH: College Humor Magazine; Col: Colliers (Basketball Coaches); CY: Converse Yearbook; DD: Don Dunphy; ESPN: ESPN.com; FOX: FOX Sports; HF: Helms Foundation; INS: International News Service; LM: Look Magazine; NABC: National Association of Basketball Coaches; NBC: NBC Sports; NEA: Newspaper Enterprises Association; Pic: Pic Magazine; Rivals: Rivals.com; SI: Sports Illustrated; To: Tempo; TSN: The Sporting News; TM: True Magazine; USBWA: U.S. Basketball Writers Association; UPI: United Press International; USA: USA Today; WA: John R. Wooden Award; Yahoo: Yahoo! Sports


WILDCATS IN THE NAISMITH HALL OF FAME



Adolph Rupp
Inducted 1969




Cliff Hagan
Inducted 1978




Frank Ramsey
Inducted 1982



Dan Issel
Inducted 1993



C.M. Newton
Inducted 2000



Pat Riley
Inducted 2008




Adrian Smith*
Inducted 2010



Rick Pitino
Inducted 2013



John Calipari
Inducted 2015



Louie Dampier
Inducted 2015

* Smith was inducted as a part of the 1960 USA Olympic Team

AWARDS AND HONORS

INTERNATIONAL PLAY

OLYMPIC MEDAL WINNERS

(UK leads the nation with 10 collegiate gold medal winners)

PLAYERS

1948:	Wallace Jones	Gold
	Cliff Barker	Gold
	Ralph Beard	Gold
	Alex Groza	Gold
	Kenny Rollins	Gold
1956:	Billy Evans	Gold
1960:	Adrian Smith	Gold
1980:	Sam Bowie*	Gold
2008:	Tayshaun Prince	Gold
2012:	Anthony Davis	Gold
2016:	DeMarcus Cousins	Gold

*United States boycotted the Moscow Games.
Bowie awarded a medal by President Carter.

COACHES

1948:	Adolph Rupp	Gold
2000:	Tubby Smith	Gold

PAN AMERICA MEDAL WINNERS

1958:	Billy Evans	Gold
1959:	Adrian Smith	Gold
1975:	Rick Robey	Gold
1979:	Kyle Macy	Gold
1983:	Jim Master	Gold
1987:	Rex Chapman	Silver

FIBA WORLD CUP

2014:	DeMarcus Cousins	Gold
	Anthony Davis	Gold

TOURNAMENT OF AMERICAS

MEDAL WINNER

2000:	Tubby Smith	Gold
2011:	John Calipari	Bronze
	w/ Dominican Republic	

NATIONAL PLAYER OF THE YEAR

2010:	John Wall	Adolph Rupp Trophy Yahoo! Rivals
2012:	Anthony Davis	Adolph Rupp Trophy AP CBS Basketball Times Naismith TSN USBWA Wooden

NATIONAL POSITIONAL AWARD WINNERS

2012:	Anthony Davis	Pete Newell Big Man of the Year
2016:	Tyler Ulis	Bob Cousy Award

NATIONAL FRESHMAN OF THE YEAR

2010:	John Wall	USBWA
2012:	Anthony Davis	USBWA TSN CBS

NATIONAL DEFENSIVE PLAYER OF THE YEAR

2012:	Anthony Davis	NABC
2015:	Willie Cauley-Stein	NABC NBC

SEC PLAYER OF THE YEAR

(Since 1965 for the AP and UPI polls, 1987 for the Coaches poll)

1966:	Pat Riley	AP
1972:	Tom Parker	AP
1973:	Kevin Grevey*	AP
1975:	Kevin Grevey	AP
1980:	Kyle Macy	AP UPI

1985:	Kenny Walker	AP UPI
1986:	Kenny Walker	AP UPI
1993:	Jamal Mashburn#	Coaches AP
1996:	Tony Delk	Coaches AP
1997:	Ron Mercer	Coaches AP
2001:	Tayshaun Prince	Coaches AP
2003:	Keith Bogans	Coaches
2010:	John Wall	Coaches AP
2012:	Anthony Davis	Coaches AP
2016:	Tyler Ulis	Coaches AP

* shared AP's honor with Alabama's Wendell Hudson.
shared AP's honor with Vanderbilt's Billy McCaffrey.

SEC DEFENSIVE PLAYER OF THE YEAR

2005:	Chuck Hayes	Coaches
2012:	Anthony Davis	Coaches
2013:	Nerlens Noel	Coaches
2015:	Willie Cauley-Stein	Coaches
2016:	Tyler Ulis	Coaches

SEC FRESHMAN OF THE YEAR

2008:	Patrick Patterson*	Coaches
2010:	DeMarcus Cousins	Coaches
	John Wall	AP
2011:	Terrence Jones	Coaches AP
2012:	Anthony Davis	Coaches AP
2013:	Nerlens Noel	Coaches AP
2014:	Julius Randle	Coaches AP
2015:	Karl-Anthony Towns	Coaches AP

*shared honor with Florida's Nick Calathes

SEC SIXTH MAN OF THE YEAR

2012:	Darius Miller	Coaches
2013:	Kyle Wiltjer	Coaches
2015:	Devin Booker	Coaches

ALL-SEC

(from 1933-48 the SEC All-Tournament Team served as the All-SEC team)

1949:	Ralph Beard	1st AP	1st AP
	Alex Groza		1st AP
	Wah Wah Jones		1st AP
	Cliff Barker		2nd AP
	Dale Barnstable		3rd AP
1950:	Jim Line		1st AP
	Bill Spivey		1st AP
	Bill Spivey		1st AP
	Walt Hirsch		2nd AP
1951:	Frank Ramsey		1st AP
	Bill Spivey		1st AP
	Bobby Watson		1st AP
	Shelby Linville		2nd AP
1952:	Cliff Hagan		1st AP
	Frank Ramsey		1st AP
	Bobby Watson		1st AP
1954:	Cliff Hagan		1st AP
	Frank Ramsey		1st AP
	Lou Tsioropoulos		2nd AP
1955:	Bob Burrow		1st AP
	Bill Evans		3rd AP
1956:	Bob Burrow	1st AP & Coaches	
	Jerry Bird	2nd AP & Coaches	
1957:	Johnny Cox	1st AP & Coaches	
	Ed Beck		2nd AP
1958:	Johnny Cox	2nd AP Coaches	
	Vernon Hatten	2nd AP Coaches	
1959:	Johnny Cox	1st AP Coaches	
	Bill Lickert	3rd AP Coaches	
1960:	Bill Lickert	2nd AP Coaches	
	Don Mills	2nd AP Coaches	
1961:	Bill Lickert	1st AP Coaches	
1962:	Cotton Nash	1st AP Coaches	
	Larry Pursiful	1st AP Coaches	
	Caroll Burchett		3rd AP
1963:	Cotton Nash	1st AP Coaches	



Anthony Davis was named the 2012 Naismith Men's College Player of the Year.





AWARDS AND HONORS

1964:	Cotton Nash	1st AP Coaches
	Ted Deeken	2nd AP Coaches
	Larry Conley	3rd AP
1965:	Louie Dampier	2nd AP & UPI Coaches
	Tommy Kron	3rd AP
	Larry Conley	3rd UPI Coaches
1966:	Louie Dampier	1st AP & UPI Coaches
	Pat Riley	1st AP & UPI Coaches
	Thad Jaracz	2nd AP 3rd UPI
	Larry Conley	HM AP 3rd UPI Coaches
	Tommy Kron	HM AP 3rd UPI)
1967:	Louie Dampier	1st AP & UPI Coaches
	Pat Riley	2nd AP & UPI Coaches
1968:	Mike Casey	1st AP & UPI Coaches
	Dan Issel	2nd AP & UPI Coaches
	Thad Jaracz	3rd UPI
	Mike Pratt	HM AP
1969:	Dan Issel	1st AP & UPI Coaches
	Mike Casey	2nd AP & UPI Coaches
	Mike Pratt	2nd AP & UPI Coaches
1970:	Dan Issel	1st AP & UPI Coaches
	Mike Pratt	1st AP & UPI Coaches
	Larry Steele	3rd UPI
1971:	Tom Payne	1st AP 2nd UPI Coaches
	Mike Casey	2nd AP 1st UPI
	Larry Steele	2nd AP 3rd UPI Coaches
	Tom Parker	2nd AP & UPI Coaches
	Kent Hollenbeck	3rd UPI
1972:	Tom Parker	1st AP & UPI Coaches
	Jim Andrews	2nd AP 1st UPI Coaches
	Ronnie Lyons	3rd AP 2nd UPI

1973:	Jim Andrews	1st AP & UPI Coaches
	Kevin Grevey	1st AP & UPI Coaches
	Jimmy Dan Conner	3rd AP
1974:	Kevin Grevey	1st AP & UPI Coaches
1975:	Kevin Grevey	1st AP & UPI Coaches
	Jimmy Dan Conner	3rd AP & UPI
	Rick Robey	3rd AP
1976:	Jack Givens	2nd AP & UPI Coaches
	Mike Phillips	2nd AP & UPI
1977:	Jack Givens	1st AP & UPI Coaches
	Rick Robey	1st AP & UPI Coaches
	Larry Johnson	3rd AP
	Mike Phillips	3rd UPI
1978:	Jack Givens	1st AP & UPI Coaches
	Rick Robey	1st AP & UPI Coaches
	Kyle Macy	1st AP 2nd UPI Coaches
	James Lee	3rd AP
	Mike Phillips	3rd UPI
1979:	Kyle Macy	1st AP & UPI Coaches
	Dwight Anderson	3rd AP
1980:	Kyle Macy	1st AP & UPI Coaches
	Sam Bowie	2nd AP 3rd UPI Coaches
1981:	Sam Bowie	1st AP & UPI Coaches
	Dirk Minniefield	3rd AP & UPI
1982:	Derrick Hord	1st AP 2nd UPI Coaches
	Dirk Minniefield	2nd AP UPI
	Jim Master	3rd UPI
	Melvin Turpin	3rd UPI
1983:	Melvin Turpin	1st AP & UPI Coaches
	Jim Master	3rd UPI
	Melvin Turpin	3rd UPI
	Kenny Walker	3rd AP

1984:	Melvin Turpin	1st AP & UPI Coaches
	Kenny Walker	2nd AP 3rd UPI Coaches
	Sam Bowie	3rd AP 2nd UPI Coaches
1985:	Kenny Walker	1st AP & UPI Coaches
1986:	Kenny Walker	1st AP & UPI Coaches)
	Winston Bennett	2nd AP & UPI Coaches
	Roger Harden	3rd AP & UPI
1987:	Rex Chapman	2nd AP & UPI Coaches
	Ed Davender	3rd AP 2nd UPI
1988:	Rex Chapman	1st AP & UPI Coaches
	Winston Bennett	2nd AP & UPI Coaches
	Ed Davender	3rd AP 2nd UPI
1989:	LeRon Ellis	2nd AP & UPI
	Chris Mills	3rd AP
1990:	Reggie Hanson	2nd AP 3rd UPI
	Derrick Miller	2nd AP & UPI Coaches
1991:	Reggie Hanson	2nd AP & UPI Coaches
	John Pelphrey	2nd AP 1st UPI Coaches
	Jamal Mashburn	3rd AP & UPI
1992:	Jamal Mashburn	1st AP Coaches
1993:	Jamal Mashburn	1st AP & Coaches
	Travis Ford	2nd AP 1st Coaches
1994:	Travis Ford	2nd AP & Coaches
	Tony Delk	3rd AP 2nd Coaches
	Rodrick Rhodes	3rd AP & Coaches
1995:	Tony Delk	1st AP & Coaches
	Rodrick Rhodes	3rd AP 2nd Coaches
	Walter McCarty	3rd AP
1996:	Tony Delk	1st AP & Coaches
	Antoine Walker	1st AP & Coaches
	Walter McCarty	3rd AP 2nd Coaches
1997:	Ron Mercer	1st AP & Coaches
	Derek Anderson	3rd AP 2nd Coaches
	Anthony Epps	3rd Coaches
1998:	Nazr Mohammed	1st AP & Coaches
	Scott Padgett	3rd AP 2nd Coaches
	Jeff Sheppard	3rd AP
1999:	Scott Padgett	2nd AP 1st Coaches
	Wayne Turner	3rd Coaches
2000:	Jamaal Magloire	1st AP & Coaches
	Tayshaun Prince	2nd Coaches
2001:	Tayshaun Prince	1st AP & Coaches
	Keith Bogans	2nd AP & Coaches
2002:	Tayshaun Prince	1st AP & Coaches
2003:	Keith Bogans	1st AP & Coaches
	Marquis Estill	2nd AP & Coaches
2004:	Erik Daniels	2nd AP 1st Coaches
	Gerald Fitch	2nd AP 1st Coaches
	Chuck Hayes	3rd AP 2nd Coaches
	Cliff Hawkins	3rd AP
2005:	Kelenna Azubuike	2nd AP & Coaches
	Chuck Hayes	1st AP & Coaches
	Patrick Sparks	3rd AP 2nd Coaches
2006:	Rajon Rondo	3rd AP 2nd Coaches
	Randolph Morris	3rd AP
2007:	Randolph Morris	1st Coaches
2008:	Ramel Bradley	2nd AP 1st Coaches
	Joe Crawford	2nd Coaches
	Patrick Patterson	2nd AP & Coaches
2009:	Jodie Meeks	1st Coaches & AP
	Patrick Patterson	1st Coaches 2nd AP

2010:	DeMarcus Cousins	1st Coaches & AP
	John Wall	1st Coaches & AP
	Patrick Patterson	1st Coaches 2nd AP
2011:	Brandon Knight	1st Coaches 2nd AP
	Terrence Jones	1st Coaches & AP
2012:	Anthony Davis	1st Coaches & AP
	Michael Kidd-Gilchrist	1st Coaches & AP
	Terrence Jones	2nd Coaches & AP
	Doron Lamb	2nd Coaches
2013:	Nerlens Noel	1st Coaches & AP
2014:	Julius Randle	1st Coaches & AP
	James Young	2nd Coaches
2015:	Willie Cauley-Stein	1st Coaches & AP
	Karl-Anthony Towns	1st Coaches & AP
	Devin Booker	2nd Coaches
	Aaron Harrison	2nd Coaches & AP
2016:	Tyler Ulis	1st Coaches & AP
	Jamal Murray	1st Coaches & AP

SEC ALL-DEFENSIVE

2008:	Ramel Bradley	Coaches
2010:	Patrick Patterson	Coaches
2011:	DeAndre Liggins	Coaches
2012:	Anthony Davis	Coaches
	Michael Kidd-Gilchrist	Coaches
2013:	Nerlens Noel	Coaches
2014:	Willie Cauley-Stein	Coaches
2015:	Willie Cauley-Stein	Coaches
2016:	Tyler Ulis	Coaches

SEC ALL-FRESHMAN

1987:	Rex Chapman	Coaches
1988:	Eric Manuel	Coaches
1989:	Chris Mills	Coaches
1991:	Jamal Mashburn	Coaches
1993:	Rodrick Rhodes	Coaches
1996:	Ron Mercer	Coaches
1997:	Jamaal Magloire	Coaches
2000:	Keith Bogans	Coaches
2001:	Gerald Fitch	Coaches
	Jason Parker	Coaches
2002:	Chuck Hayes	Coaches
2005:	Rajon Rondo	Coaches
2007:	Jodie Meeks	Coaches
2008:	Patrick Patterson	Coaches
2010:	Eric Bledsoe	Coaches
	DeMarcus Cousins	Coaches
	John Wall	Coaches
2011:	Brandon Knight	Coaches
	Terrence Jones	Coaches
	Doron Lamb	Coaches
2012:	Anthony Davis	Coaches
	Michael Kidd-Gilchrist	Coaches
2013:	Willie Cauley-Stein	Coaches
	Archie Goodwin	Coaches
	Nerlens Noel	Coaches
	Alex Poythress	Coaches
2014:	Julius Randle	Coaches
	James Young	Coaches
2015:	Devin Booker	Coaches
	Trey Lyles	Coaches
	Karl-Anthony Towns	Coaches
	Tyler Ulis	Coaches
2016:	Jamal Murray	Coaches

ALL-SOUTHERN CONFERENCE

1926:	Paul Jenkins	Coaches
1929:	Carey Spicer	Coaches
1930:	Carey Spicer	Coaches
1931:	Carey Spicer	Coaches
	Louis McGinnis	Coaches
	George Yates	Coaches
1932:	Ellis Johnson	Coaches

ALL-NCAA TOURNAMENT FINAL FOUR

1948:	Alex Groza (MVP)
1949:	Alex Groza (MVP)
1951:	Bill Spivey (MVP)
	Shelby Linville
1958:	Vernon Hatten



Jamal Mashburn was a three-time All-SEC member (1991, 1992, 1993).



Tyler Ullis won Kentucky's first-ever Bob Cousy Award as the nation's best point guard in 2015-16.

1966:	Johnny Cox
	Pat Riley
	Louie Dampier
1975:	Kevin Grevey
1978:	Jack Givens (MVP)
	Rick Robey
1993:	Jamal Mashburn
1996:	Tony Delk (MVP)
	Ron Mercer
1997:	Ron Mercer
	Scott Padgett
1998:	Jeff Sheppard (MVP)
	Scott Padgett
2012:	Anthony Davis (MVP)
	Michael Kidd-Gilchrist
	Doron Lamb
2014:	Julius Randle
	James Young

NCAA REGIONAL TOURNAMENT

1948:	Alex Groza (MVP)
1949:	Alex Groza (MVP)
1951:	Bill Spivey
1955:	Bob Burrow
1956:	Bob Burrow
	Jerry Bird
1957:	Johnny Cox
	Gerry Calvert
1958:	Vernon Hatton
	Johnny Cox
1959:	Bennie Coffman
1961:	Bill Lickert
1962:	Larry Pursiful
	Cotton Nash
1966:	Pat Riley (MVP)
	Louie Dampier
1968:	Mike Casey
	Dan Issel
1969:	Dan Issel
1970:	Dan Issel
1972:	Jim Andrews
1973:	Jim Andrews
1975:	Jimmy Dan Conner
1977:	Jack Givens
1978:	Kyle Macy (MVP)
	Jack Givens
	Mike Phillips
1980:	Fred Cowan
1983:	Jim Master
	Melvin Turpin
1984:	Dickey Beal (MVP)
	Melvin Turpin
	Sam Bowie
1985:	Kenny Walker
1986:	Kenny Walker

1992:	Winston Bennett
	Jamal Mashburn
	Sean Woods
1993:	Travis Ford (MVP)
	Jamal Mashburn
	Jared Prickett
1995:	Tony Delk
1996:	Tony Delk (MVP)
	Derek Anderson
	Anthony Epps
	Antoine Walker
1997:	Ron Mercer (MVP)
	Wayne Turner
1998:	Wayne Turner (MVP)
	Scott Padgett
	Jeff Sheppard
1999:	Scott Padgett
2003:	Keith Bogans
	Marquis Estill
2005:	Chuck Hayes
2010:	DeMarcus Cousins
	John Wall
2011:	Brandon Knight (MVP)
	Josh Harrellson
	DeAndre Liggins
2012:	Michael Kidd-Gilchrist (MVP)
	Anthony Davis
	Doron Lamb
2014:	Julius Randle (MVP)
	Aaron Harrison
	Marcus Lee
2015:	Karl-Anthony Towns (MVP)
	Willie Cauley-Stein
	Andrew Harrison

ALL-SEC TOURNAMENT

1933:	Ellie Johnson	1st
	John DeMoisey	1st
	Aggie Sale	1st
	Bill Davis	2nd
1934:	John DeMoisey	1st
	Bill Davis	1st
1936:	Ralph Carlisle	1st
	Whitey Anderson	2nd
1937:	Ralph Carlisle	1st
	Warfield Dononue	1st
	Rice Walker	2nd
	Walter Hodge	2nd
1938:	Bernie Oppen	1st
	Joe Hagan	2nd
1939:	Bernie Oppen	1st
	Keith Farnsley	2nd
1940:	Layton Rouse	1st
	Keith Farnsley	2nd
1941:	Marvin Akers	1st

	Lee Huber	1st
	Keith Farnsley	2nd
	James King	2nd
1942:	Ermal Allen	1st
	James King	2nd
	Marvin Akers	2nd
1943:	Marvin Akers	1st
	Melvin Brewer	1st
	Milton Ticco	2nd
1944:	Bob Brannum	1st
	Jack Tingle	1st
	Jack Parkinson	1st
	Wilbur Schu	2nd
1945:	Ken Campbell	1st
	Jack Tingle	1st
	Jack Parkinson	1st
1946:	Wah Wah Jones	1st
	Ralph Beard	1st
	Jack Tingle	1st
	Jack Parkinson	1st
	Wilbur Schu	2nd
1947:	Wah Wah Jones	1st
	Ralph Beard	1st
	Jack Tingle	1st
	Joe Holland	1st
	Ken Rollins	1st
	Alex Groza	2nd
1948:	Wah Wah Jones	1st
	Ralph Beard	1st
	Ken Rollins	1st
	Alex Groza	2nd
	Cliff Barker	2nd
1949:	Wah Wah Jones	1st
	Ralph Beard	1st
	Alex Groza	1st
	Cliff Barker	2nd
1950:	Jim Line	1st
	Bill Spivey	2nd
1951:	Walter Hirsch	1st
	Bill Spivey	1st
	Cliff Hagan	2nd
1952:	Cliff Hagan	1st
	Frank Ramsey	1st
	Robert Watson	2nd
1979:	Kyle Macy (MVP)	
	Truman Claytor	
1980:	Kyle Macy	
	Sam Bowie	
1982:	Dirk Minniefield (MVP)	
1984:	Melvin Turpin	
1986:	Roger Harden	
1988:	Rex Chapman (MVP)	
	Winston Bennett	
1992:	Jamal Mashburn (MVP)	
	John Pelphrey	

1993:	Travis Ford (MVP)
	Andre Riddick
	Jamal Mashburn
1994:	Travis Ford (MVP)
	Tony Delk
	Jeff Brassow
1995:	Antoine Walker (MVP)
	Mark Pope
1996:	Antoine Walker
	Walter McCarty
1997:	Ron Mercer (MVP)
	Anthony Epps
	Jared Prickett
1998:	Wayne Turner (MVP)
	Heshimu Evans
	Nazr Mohammed
	Scott Padgett
1999:	Scott Padgett (MVP)
	Wayne Turner
2001:	Tayshaun Prince (MVP)
	Keith Bogans
2003:	Keith Bogans (MVP)
	Marquis Estill
2004:	Gerald Fitch (MVP)
	Kelenna Azubuike
	Chuck Hayes
2005:	Kelenna Azubuike
2010:	John Wall (MVP)
	Eric Bledsoe
	DeMarcus Cousins
2011:	Darius Milller (MVP)
	Brandon Knight
	Josh Harrellson
2012:	Anthony Davis
	Terrence Jones
2014:	Aaron Harrison
	Julius Randle
2015:	Willie Cauley-Stein (MVP)
	Aaron Harrison
	Andrew Harrison
2016:	Tyler Ullis (MVP)
	Jamal Murray

ALL-SIAA TOURNAMENT

1921:	Paul Adkins
	Bill King
	Bob Lavin



UK ATHLETICS HALL OF FAME

UK's Athletic Hall of Fame, organized in 2005, recognizes and honors persons whose participation and contributions enriched and strengthened the university athletic program. Athletes are required to wait five years after completing their Wildcat playing career before being eligible for the honor. The charter class was comprised of those individuals who had previously had their jersey retired at Rupp Arena, Commonwealth Stadium, Memorial Coliseum and Cliff Hagan Stadium.

MEMBER (SPORT, YEARS)

Jeff Abbott (BB 1991-94)
 Derek Abney (FB 2000-03)
 George Adams (FB 1981-84)
 Ermal Allen (FB 1939-41)
 Sam Ball (FB 1963-65)
 Cliff Barker (MBB 1947-49)
 Oliver Barnett (FB 1986-89)
 Ralph Beard (MBB 1946-49)
 Calvin Bird (FB 1958-60)
 Jerry Bird (MBB 1954-56)
 Rodger Bird (FB 1963-65)
 George Blanda (FB 1945-48)
 Keith Bogans (MBB 2000-03)
 Marsha Bond (VB 1980-83)
 Sam Bowie (MBB 1980-81, '84)
 Gay Brewer (MGolf 1952-54)
 Pam Brauning (WB 1974-78)
 Lisa Breiding Duerr (WXC, Track 1986-89)
 Rich Brooks (FB Coach 2003-09)
 Al Bruno (FB 1948-50)
 Paul "Bear" Bryant (FB Coach 1946-53)
 Warren Bryant (FB 1974-76)
 Bob Burrow (MBB 1955-56)
 Burgess Carey (MBB 1925-26)
 Mike Casey (MBB 1968-69, 71)
 Rex Chapman (MBB 1987-88)
 Jerry Claiborne (FB Coach 1982-89)
 Blanton Collier (FB Coach 1954-61)
 Sonny Collins (FB 1972-75)
 Larry Conley (MBB 1964-66)
 Ray Correll (FB 1951-53)
 Tim Couch (FB 1996-98)
 Johnny Cox (MBB 1957-59)
 Louie Dampier (MBB 1965-67)
 Bob Davis (FB 1935-37)
 Dermontti Dawson (FB 1984-87)
 Kathy DeBoer (VB 1984-02)
 Tony Delk (MBB 1993-96)
 John "Frenchy" DeMoisey (MBB 1932-34)
 Leroy Edwards (MBB 1935)
 Pat Etcheberry (TF 1963-89)
 Billy Evans (MBB 1952, '54-55)
 Richie Farmer (MBB 1989-92)
 Joe Federspiel (FB 1969-71)
 Deron Feldhaus (MBB 1989-92)
 Steve Flesch (MGOLF 1987-90)
 Dom Fucci (BB 1948-51)
 Bob Gain (FB 1947-50)
 Jack Givens (MBB 1975-78)
 Irv Goode (FB 1959-61)
 Phil Grawemeyer (MBB 1954-56)
 Andy Green (BB 1997-2000)

Jim Green (TF 1968-71)
 Kevin Grevey (MBB 1973-75)
 Alex Groza (MBB 1945, '47-49)
 Wilbur Hackett (FB 1967-70)
 Cliff Hagan (MBB 1951-52, '54)
 Joe B. Hall (MBB Coach 1973-85)
 Tim Harden (TF 1993-96)
 Jenny Hansen (GYM 1993-96)
 Vernon Hatton (MBB 1956-58)
 Basil Hayden (MBB 1920-22)
 Chuck Hayes (MBB 2002-05)
 Mark Higgs (FB 1984-87)
 J.B. Holmes (M Golf 2002-05)
 Jim Host (Contributor/BB 1957-59)
 Tom Hutchinson (FB 1960-62)
 Taryn Ignacio Patrick (Diving, 2004-07)
 Dan Issel (MBB 1968-70)
 Ilka Janttin (MSOC 1998-01)
 Clyde Johnson (FB 1940-42)
 Ellis Johnson (MBB, FB, BB, TF 1930-33)
 James Johnson (WR 1977-80)
 Molly Johnson-Belcher (SB 2007-10)
 Nancy Napolski Johnson (RIF 1993-96)
 Wah Wah Jones (MBB 1946-49, FB 1945-48)
 Cedric Kaufmann (MTEN 1995-98)
 Jeff Keener (BB 1980-81)
 Bill Keightley (Equipment Mgr. 1962-2008)
 John "Shipwreck" Kelly (FB 1929-31)
 Ralph Kercheval (FB 1931-33)
 Rick Kestner (FB 1963-65)
 Rachel Komisarz (SW 1996-99)
 Jim Kovach (FB 1974-76, '78)
 Harry Lancaster (Dir. of Athletics, 1968-75; BB Head Coach 1947, 1951-65; Asst. MBB Coach 1946-70)
 Cawood Ledford (Broadcaster 1953-92)
 Bill Lickert (MBB 1959-61)
 Jared Lorenzen (FB 2000-03)
 Dicky Lyons (FB 1966-68)
 Kyle Macy (MBB 1978-80)
 Bernadette Madigan-Dugan (CC, T&F 1981-85)
 Keith Madison (BB Coach 1979-2003)
 Jamal Mashburn (MBB 1991-93)
 Charlie McClendon (FB 1949-50)
 Steve Meilinger (FB 1951-53)
 Lou Michaels (FB 1955-57)
 Marty Moore (FB 1990-93)
 Doug Moseley (FB 1949-51)
 Clayton Moss (Diving 1999-2003)
 Cotton Nash (MBB 1962-64)
 C.M. Newton (MBB 1949-51; AD 1989-2000)
 Leslie Nichols (WBB 1983-86)

Nate Northington (FB 1966-67)
 Rick Norton (FB 1963-65)
 Rick Nuzum (FB 1972-74)
 Johnny Owens (MGolf 1947-50)
 Greg Page (FB 1966-67)
 Vito "Babe" Parilli (FB 1949-51)
 John Pelphrey (MBB 1989-92)
 Rick Pitino (MBB Coach 1990-97)
 Mike Pratt (MBB 1968-70)
 Tayshaun Prince (MBB 1999-02)
 Derrick Ramsey (FB 1975-77)
 Frank Ramsey (MBB 1951-52, '54)
 Bill Ransdell (FB 1983-86)
 Jay Rhodemyre (FB 1942, '46-47)
 Russell Rice (SID 1967-87)
 Passion Richardson (TF 1994-97, Coach 2001-05)
 Pat Riley (MBB 1965-67)
 Rick Robey (MBB 1975-78)
 Dave Roller (FB 1968-70)
 Kenny Rollins (MBB 1943, '47-48)
 Gayle Rose (MBB 1952, '54-55)
 Layton "Mickey" Rouse (MBB 1938-40)
 Adolph Rupp (MBB Coach 1931-72)
 Forest "Aggie" Sale (MBB 1931-33)
 Howard Schnellenberger (FB 1952-55)
 Nancy Scranton (WGolf 1983-84)
 Larry Seiple (FB 1964-66)
 Washington "Wash" Serini (FB 1944-47)
 Bernie Shively (AD '38-67, FB Coach 1945)
 Terry Shumpert (BB 1985-87)
 Adrian Smith (MBB, 1956-58)

Orlando "Tubby" Smith (MBB Coach, 1998-2007)
 Carey Spicer (MBB 1929-31)
 Bill Spivey (MBB 1950-51)
 Art Still (FB 1974-77)
 Valerie Still (WBB 1980-83)
 Claude Sullivan (Sportscaster 1948-67)
 Lou Tsioropoulos (MBB 1951-54)
 Herschel Turner (FB 1961-63)
 Harry Ulinski (FB 1946-49)
 Jeff Van Note (FB 1966-68)
 Kenny Walker (MBB 1983-86)
 Brandon Webb (BB 1998-00)
 Press Whelan (TF 1957-61, Coach 1967-73)
 Moe Williams (FB 1993-95)
 Jesse Witten (MTN 2002-05)
 Sarah Witten (WTN 2000-03)
 Sean Woods (MBB 1990-92)
 Wesley Woodyard (FB 2007-07)
 Tina Johnson Ybarra (Diving 1994-96)
 Craig Yeast (FB 1995-98)
 Valerie McGovern Young (WXC 1988-91)



Chuck Hayes (2002-05) was inducted into the UK Athletics Hall of Fame as a member of the 2016 class. Hayes is a fan favorite for relentless defense and tenacious rebounding.

KENTUCKY IN THE NCAA

NCAA SEASONAL STATISTICAL CHAMPIONS KENTUCKY

WON-LOST PCT.

1954 – 1.000 (25-0)
2015 – .974 (38-1)
2012 – .950 (38-2)
1978 – .938 (30-2)
2010 – .921 (35-3)
2003 – .889 (32-4)

SCORING OFFENSE

1952 – 82.3 PPG

SCORING MARGIN

1954 – 27.2 PPG (87.5 – 60.3)
1952 – 26.9 PPG (82.3 – 55.4)
1949 – 24.3 PPG (68.2 – 43.9)
1951 – 22.2 PPG (74.7 – 52.5)
1996 – 22.1 PPG (91.4 – 69.4)
1997 – 20.3 PPG (83.1 – 62.8)
2015 – 20.1 PPG (74.4 – 54.3)
1995 – 18.4 PPG (87.4 – 69.0)
2012 – 16.8 PPG (77.4 – 60.6)
1957 – 14.8 PPG (84.2 – 69.4)

REBOUNDS

1951 – 2,109

FG PCT.

1983 – .556

3FG MADE

1990 – 10.04 PG

ASSISTS

1996 – 21.8 PG
1997 – 19.4 PG

BLOCKED SHOTS

2012 – 8.6 BPG

FG PCT. DEFENSE

2012 – 37.4
2015 – 35.4

Kentucky has made *55 appearances in the NCAA Tournament — more than any other school. Kentucky has captured the NCAA title eight times. Through the years, the Wildcats have racked up an impressive 121-49 NCAA Tournament record.

Totals

- 55 appearances
- Won 121, lost 49
- Eight NCAA championships
- Four-time national runner-up
- 17 Final Four appearances
- 36 Elite Eight appearances

Years in NCAA Tourney

1942-45-48-49-51-52-55-56-57-58-59-61-62-64-66-68-69-70-71-72-73-75-77-78-80-81-82-83-84-85-86-87-*-92-93-94-95-96-97-98-99-2000-01-02-03-04-05-06-07-08-10-11-12-14-15-16.

* 1988 appearance vacated as part of NCAA sanctions

The Wildcats hold numerous records in NCAA play, both as a team and individually. Here are the NCAA records held by UK:

Fewest Points Allowed (single game, since 1938)

6 Kentucky (75) vs. Arkansas State, Jan. 8, 1945; and Tennessee (11) vs. Temple, Dec. 15, 1973

Fewest Field Goals (single game, since 1938)

2 Arkansas State vs. Kentucky, Jan. 8, 1945; Duke vs. N.C. State, March 8, 1968

Most Rebounds (single game)

108 Kentucky vs. Ole Miss, Feb. 8, 1964

Most Rebounds (season)

2,109 Kentucky, 1951 (34 games)

Most Consecutive Homecourt Victories

129 Kentucky, from Jan. 4, 1943, to Jan. 8, 1955 (ended by Georgia Tech, 59-58)

Unbeaten Teams

(since 1938, UK is one of 12 schools)

1954 Kentucky (25-0)

30-Game Winners (UK has registered more 30-game winning seasons, 14, than any other school)

38 Kentucky, 2015 (NCAA record)
38 Kentucky, 2012 (NCAA record)
36 Kentucky, 1948
35 Kentucky, 1997
Kentucky, 1998
Kentucky, 2010
34 Kentucky, 1947
32 Kentucky, 1949
Kentucky, 1951
Kentucky, 1986
Kentucky, 2003
30 Kentucky, 1978
Kentucky, 1993
Kentucky, 1996

Most Wins by a Coach in his

First Year at a School

35 Tubby Smith, Kentucky, 1998;
John Calipari, Kentucky, 2010



Julius Randle was named the 2014 Midwest Regional MVP.



KENTUCKY IN THE NCAA TOURNAMENT

All-Time

Most Tournament Appearances: 55 – Kentucky

Most Tournament Games: 170 – Kentucky

Most Tournament Wins: 121 – Kentucky

Series

Most Assists in a Tournament: 143 – Kentucky, 1996 (6 games)

Most Blocks in a Tournament: 48 – Kentucky, 1998 (6 games)

Team

Fewest Points in a Final Four Game: 28 – Kentucky vs. Dartmouth (47), 1942

Most Blocks in a Tournament Game: 14 – Kentucky vs. UCLA, 1998

Most Blocks in a Tournament Game (Two Teams): 20 – Kentucky (14) vs. UCLA (6), 1998

Most Personal Fouls by Two Final Four Teams: 61 – Syracuse (30) vs. Kentucky (31), 1975

Individual

Highest FG%: 100.0% (Tied) - Kenny Walker (11-11) vs. Western Kentucky, 1986

Team - Championship Game

Largest Halftime Deficit Overcome: 10 – Kentucky (31) vs. Utah (41), 1998

Most Points Scored by Two Teams: 182 – Kentucky (94) vs. Duke (88), 1978

Most FG Made by Two Teams: 71 – UCLA (38) vs. Kentucky (33), 1975

Most 3FG: 12 – Kentucky vs. Syracuse, 1996 (12-27)

Most Disqualifications: 4 – Kentucky vs. Arizona, 1997

Most Blocks: 11 – Kentucky vs. Kansas, 2012

Individual - Championship Game

Blocks: 6 (Tied) – Anthony Davis vs. Kansas, 2012

Most 3FG: 7 (Tied) – Tony Delk (7-12) vs. Syracuse, 1996



Anthony Davis holds the NCAA championship game record with six blocks.

NCAA BASKETBALL'S ELITE

NCAA CHAMPIONSHIPS

1.	UCLA	11
2.	KENTUCKY	8
3.	Duke	5
	Indiana	5
	North Carolina	5

NCAA FINAL FOURS

1.	North Carolina	19
2.	KENTUCKY	17
	UCLA	17
4.	Duke	16
5.	Kansas	14

NCAA FINAL FOUR WINS

1.	UCLA	25
2.	KENTUCKY	20
3.	Duke	17
4.	North Carolina	16
5.	Kansas	12
	Indiana	12

NCAA TOURNAMENT APPEARANCES

1.	KENTUCKY	55
2.	North Carolina	47
3.	Kansas	45
	UCLA	45
5.	Louisville	41

TOURNAMENT GAMES

1.	KENTUCKY	170
2.	North Carolina	162
3.	Kansas	144
4.	Duke	142
5.	UCLA	137

TOURNAMENT WINS

1.	KENTUCKY	121
2.	North Carolina	117
3.	Duke	107
4.	Kansas	100
5.	UCLA	99

TOURNAMENT WINNING PERCENTAGE


1.	Duke	.754 (107-35)
2.	UCLA	.723 (99-38)
3.	Florida	.722 (39-15)
	North Carolina	.722 (117-45)
5.	KENTUCKY	.712 (121-49)

ALL-TIME WINNINGEST TEAMS

SCHOOL NAME	FIRST YEAR	YRS.	WON	LOST	TIED	PCT.	SCHOOL NAME	FIRST YEAR	YRS.	WON	LOST	TIED	PCT.
1. Kentucky	1903	113	2,205	682	1	.764	14. Illinois	1906	111	1,744	958	0	.645
2. Kansas	1899	118	2,186	836	0	.723	15. Texas	1906	110	1,739	1,032	0	.628
3. North Carolina	1911	106	2,173	774	0	.737	16. Arizona	1905	111	1,737	918	0	.654
4. Duke	1906	111	2,087	864	0	.707	17. Washington	1896	114	1,735	1,140	0	.603
5. Syracuse	1901	115	1,943	865	0	.692	18. Penn.	1897	116	1,734	1,076	2	.617
6. Temple	1895	120	1,870	1,037	0	.643	19. Western Kentucky	1915	97	1,733	884	0	.662
7. Notre Dame	1898	111	1,819	984	1	.649	20. Cincinnati	1902	115	1,727	997	0	.634
8. UCLA	1920	97	1,818	819	0	.689	21. Purdue	1897	118	1,720	1,011	0	.630
9. St. John's (N.Y.)	1908	109	1,803	980	0	.648	22. Oregon State	1902	116	1,706	1,294	0	.569
10. Indiana	1901	116	1,783	1,003	0	.640	23. West Virginia	1904	107	1,702	1,057	0	.617
11. Louisville	1912	102	1,778	892	0	.666	24. Princeton	1901	116	1,695	1,055	0	.616
12. BYU	1903	114	1,764	1,059	0	.625	25. Villanova	1921	96	1,681	916	0	.647
13. Utah	1909	108	1,759	966	0	.646							

ALL-TIME WINNING PERCENTAGE

SCHOOL NAME	FIRST YEAR	YRS.	WON	LOST	TIED	PCT.	SCHOOL NAME	FIRST YEAR	YRS.	WON	LOST	TIED	PCT.
1. Kentucky	1903	113	2,205	682	1	.764	14. Villanova	1921	96	1,681	916	0	.647
2. North Carolina	1911	106	2,173	774	0	.737	15. Utah	1909	108	1,759	966	0	.646
3. Kansas	1899	118	2,186	836	0	.723	16. Illinois	1906	111	1,744	958	0	.645
4. Duke	1906	111	2,087	864	0	.707	17. Connecticut	1901	113	1,666	922	0	.644
5. UNLV	1959	57	1,214	509	0	.705	Murray State	1926	91	1,570	866	0	.644
6. Syracuse	1901	115	1,943	865	0	.692	19. Temple	1895	120	1,870	1,037	0	.643
7. UCLA	1920	97	1,818	819	0	.689	20. Indiana	1901	116	1,783	1,003	0	.640
8. Louisville	1912	102	1,778	892	0	.666	21. Arkansas	1924	93	1,621	917	0	.639
9. Western Kentucky	1915	97	1,733	884	0	.662	22. Weber State	1963	54	1,003	573	0	.636
10. Arizona	1905	111	1,737	918	0	.654	23. Cincinnati	1902	115	1,727	997	0	.634
11. St. John's (N.Y.)	1908	109	1,803	980	0	.649	24. Missouri State	1909	104	1,619	944	0	.632
Notre Dame	1898	111	1,819	984	1	.649	25. Memphis	1921	95	1,502	877	0	.631
VCU	1971	46	895	485	0	.649							



Kenny Walker is among a select group who was perfect from the field (11 of 11) in an NCAA Tournament game



UK'S NCAA TOURNAMENT GAME HIGHS

TEAM POINTS

- 113 Mount Saint Mary's (1995, 1st Rd)
- 110 San Jose State (1996, 1st Rd)
- 109 Notre Dame (1970, Sweet 16)
- 106 Florida State (1993, Elite 8)
- 106 Iowa State (1992, 2nd Rd)
- 106 Austin Peay (1973, Sweet 16) [OT]

BY OPPONENT

- 107 by Western Kentucky (1971, Sweet 16)
- 106 by Jacksonville (1970, Elite 8)
- 104 by Duke (1992, Elite 8) [OT]

WINNING MARGIN

- +46 Mount St. Mary's, 1995 (1st Rd) [113-67]
- +39 West Virginia, 2015 (Sweet 16) [78-39]
- +44 Rider, 1993 (1st Rd) [96-52]
- +38 Montana, 1997 (1st Rd) [92-54]
- +38 San Jose State, 1996 (1st Rd) [110-72]
- +34 Wake Forest, 1993 (Sweet 16) [103-69]

INDIVIDUAL POINTS

- 44 Dan Issel vs. Notre Dame (1970, Sweet 16)
- 41 Tayshaun Prince vs. Tulsa (2002, 2nd Rd)
- 41 Jack Givens vs. Duke (1978, Finals)
- 36 Dan Issel vs. Miami, Ohio (1969, Reg. Cons.)
- 36 Dan Issel vs. Marquette (1968, Sweet 16)

BY OPPONENT

- 52 by Austin Carr, Notre Dame (1970, Sweet 16)
- 36 by Henry Finkel, Dayton (1966, Sweet 16)
- 35 by Jim McDaniels, Western Kentucky (1971, Sweet 16)
- 34 by Carl Cain, Iowa (1956, Elite 8)
- 33 by Kent Benson, Indiana (1975, Elite 8)
- 33 by Jerry Lucas, Ohio State (1962, Elite 8)
- 33 by Jerry Lucas, Ohio State (1961, Elite 8)

FIELD GOALS

- 18 Jack Givens vs. Duke (1978 Champ.) [27 att.]
- 17 Dan Issel vs. Notre Dame (1970 Sweet 16) [28 att.]
- 15 Jim Andrews vs. Austin Peay (1973 Sweet 16) [19 att.]
- 14 Tayshaun Prince vs. Tulsa (2002 2nd Rd) [21 att.]
- 14 Dan Issel vs. Marquette (1968 Sweet 16) [18 att.]
- 14 Louie Dampier vs. Dayton (1966 Sweet 16) [23 att.]
- 14 Bob Brown vs. Wayne State (1956 Sweet 16)

BY OPPONENT

- 22 by Austin Carr, Notre Dame (1970, 1st Rd) [35 att.]
- 15 by Henry Finkel, Dayton (1966, Sweet 16) [26 att.]

FIELD-GOAL ATTEMPTS

- 30 Kevin Grevey vs. UCLA (1975 Champ.) [13 made]
- 29 Bill Spivey vs. Kansas State (1951 Champ.) [9 made]
- 28 Dan Issel vs. Notre Dame (1970 Sweet 16) [17 made]
- 27 Jack Givens vs. Duke (1978 Championship) [18 made]
- 27 Pat Riley vs. Michigan (1966 Elite 8) [13 made]
- 27 Cotton Nash vs. Loyola (1964 Reg. Cons.) [11 made]

BY OPPONENT

- 35 by Austin Carr, Notre Dame (1970, 1st Rd) [22 made]
- 32 by Elgin Baylor, Seattle (1958, Nat. Champ.) [9 made]
- 31 by James Williams, Austin Peay (1973, Sweet 16) [13]
- 29 by Don Hennon, Pittsburgh (1957, Sweet 16) [11 made]
- 26 by Ron Carter, VMI (1977, Sweet 16) [13 made]
- 26 by Henry Finkel, Dayton (1966, Sweet 16) [15 made]
- 26 by Bob Brown, Louisville (1951, 1st Rd) [7 made]

FIELD-GOAL PERCENTAGE (MIN. 8 ATTEMPTS)

- 1.000 Kenny Walker vs. W. Kentucky (1986, 2nd Rd) [11-11]
- .909 Travis Ford vs. Wake Forest (1993, Sweet 16) [10-11]
- .900 DeMarcus Cousins vs. Wake Forest (2010, 2nd Rd) [9-10]
- .900 Patrick Patterson vs. E. Tenn. St. (2010, 1st Rd) [9-10]

- .875 Josh Harrellson vs. Princeton (2011, 2nd Rd) [7-8]
- .875 Anthony Davis vs. Louisville (2012, Final Four) [7-8]

BY OPPONENT

- 1.000 by Christian Laettner, Duke (1992, Elite 8) [10-10]
- .900 by Ben Caton, Utah (1996, Sweet 16) [9-10]
- .875 by Ric Cobb, Marquette (1969, Sweet 16) [7-8]
- .818 by Randy Ayers, Miami, Ohio (1978, Sweet 16) [9-11]

3-POINT FIELD GOALS

- 8 Eric Bledsoe vs. E. Tenn. State (2010, 1st Rd) [9 att.]
- 7 Tony Delk vs. Syracuse (1996 Championship) [12 att.]
- 6 Tayshaun Prince vs. Tulsa (2002 2nd Rd) [8 att.]
- 6 Tayshaun Prince vs. Iowa (2001 2nd Rd) [8 att.]
- 5 13 players (Last Doron Lamb 2012 3rd Rd) [7 att.]

BY OPPONENT

- 6 by David Bluthenthal, USC (2001, Sweet 16) [9 att.]
- 6 by Dean Oliver, Iowa (2001, 2nd Rd) [9 att.]
- 6 by Jeff Boschee, Kansas (1999, 2nd Rd) [18 att.]
- 6 by Tyler Brown, S. Carolina St. (1998, 1st Rd) [10 att.]

3-POINT FIELD-GOAL ATTEMPTS

- 14 Tony Delk vs. North Carolina (1995 Elite 8) [5 made]
- 12 Scott Padgett vs. Arizona (1997 Champ.) [3 made]
- 12 Tony Delk vs. Syracuse (1996 Championship) [7 made]
- 12 Tony Delk vs. Marquette (1994 2nd Rd) [5 made]
- 11 Brandon Knight vs. UNC (2011 2nd Rd) [5 made]

BY OPPONENT

- 18 by Jeff Boschee, Kansas (1999, 2nd Rd) [6 made]

3-POINT FIELD-GOAL PERCENTAGE (MIN. 5 ATTEMPTS)

- 1.000 Jamal Mashburn vs. Wake Forest (1993, Sweet 16) [5-5]
- .889 Eric Bledsoe vs. E. Tenn. State (2010 1st Rd) [8-9]
- .833 Cameron Mills vs. St. Joseph's (1997, Sweet 16) [5-6]
- .833 Travis Ford vs. Wake Forest (1993, Sweet 16) [5-6]
- .800 John Pelphrey vs. Iowa State (1992, 2nd Rd) [4-5]

BY OPPONENT

- .833 by Shannon Brown, Michigan St. (2005, Elite 8) [5-6]
- .714 by Kirk Penney, Wisconsin (2003, Sweet 16) [5-7]
- .667 seven players

FREE THROWS

- 17 Roger Newman vs. Ohio State (1961 Elite 8) [22 att.]
- 13 Scott Padgett vs. Kansas (1999 2nd Rd) [17 att.]
- 13 Rodrick Rhodes vs. Tenn. St. (1994 1st Rd) [19 att.]
- 13 Ed Davender vs. Maryland (1988 2nd Rd) [14 att.]
- 13 Kenny Walker vs. Washington (1985 1st Rd) [15 att.]

BY OPPONENT

- 16 by John Riser, Pittsburgh (1957, Sweet 16) [17 att.]
- 15 by Ron Bayless, Iowa State (1992, 2nd Rd) [16 att.]
- 14 by Miles Simon, Arizona (1997 Championship) [17 att.]
- 14 by Dean Meminger, Marquette (1971, Reg. Consol.) [17 att.]
- 14 by Jim Coleman, Loyola (1964, Elite 8) [17 att.]

FREE-THROW ATTEMPTS


- 22 Roger Newman vs. Ohio State (1961 Elite 8) [17 made]
- 19 Rodrick Rhodes vs. Tenn. St. (1994 1st Rd) [13 made]
- 17 Scott Padgett vs. Kansas (1999 2nd Rd) [13 made]
- 15 Kenny Walker vs. Washington (1985 1st Rd) [13 made]
- 15 Vernon Hatton vs. Seattle (1958 Champ.) [12 made]

BY OPPONENT

- 18 by Robert Kendrick, Wayne St. (1956 Sweet 16) [10 made]
- 17 by Miles Simon, Arizona (1997 Champ.) [14 made]



Eric Bledsoe set the school record for made 3-pointers in an NCAA Tournament game with eight against ETSU in 2010.



Bill Spivey recorded 21 rebounds to help Kentucky win the national championship over Kansas State in 1951.

- 17 by Dean Meminger, Marquette (1971, Reg. Consol.) [14 made]
- 17 by Jim Coleman, Loyola (1964, Elite 8) [14 made]
- 17 by John Riser, Pittsburgh (1957, Sweet 16) [16 made]

FREE-THROW PERCENTAGE (MIN. 8 ATTEMPTS)

- 1.000 Dan Issel vs. Miami, Ohio (1969, Reg. Cons.) [12-12]
- 1.000 Bobby Perry vs. UAB (2006, 1st Rd) [10-10]
- 1.000 Mike Casey vs. Marquette (1969, Sweet 16) [10-10]
- 1.000 Cliff Hawkins vs. Utah (2003, 2nd Rd) [8-8]
- 1.000 Nazr Mohammed vs. S. Carolina St. (1998, 1st Rd) [8-8]
- 1.000 Derek Anderson vs. Utah (1996, Sweet 16) [8-8]
- 1.000 Travis Ford vs. Tennessee State (1994, 1st Rd) [8-8]
- 1.000 Adrian Smith vs. Notre Dame (1958, Elite 8) [8-8]
- 1.000 Doron Lamb vs. Indiana (2012, Sweet 16) [8-8]

BY OPPONENT

- 1.000 by Jim McDaniels, W. Kentucky (1971 Sweet 16) [11-11]
- 1.000 by Christian Laettner, Duke (1992 Elite 8) [10-10]
- 1.000 by Justin Thigpen, Iowa State (1992, 2nd Rd) [9-9]
- 1.000 by Arthur Lee, Stanford (1998 Championship) [9-9]
- 1.000 by Otto Petty, Florida State (1972, Elite 8) [9-9]
- 1.000 by Cazzie Russell, Michigan (1966 Elite 8) [9-9]
- 1.000 by Marc Jackson, Utah (2003, 2nd Rd) [8-8]
- 1.000 by Oliver Robinson, UAB (1981, 2nd Rd) [8-8]
- 1.000 by Mike Gminski, Duke (1978, Championship) [8-8]
- 1.000 by Steve Krafscin, N. Carolina (1977, Sweet 16) [8-8]
- 1.000 by Quincy Acy, Baylor (2012, Elite 8) [8-8]
- 1.000 by Sam Dekker, Wisconsin (2014, Final Four) [8-8]

REBOUNDS

- 21 Bill Spivey vs. Kansas State (1951, Finals)
- 16 Jim Andrews vs. Marquette (1972, Sweet 16)
- 16 Dan Issel vs. Marquette (1968, Sweet 16)
- 16 Bill Lickert vs. Morehead State (1961, Sweet 16)
- 16 Johnny Cox vs. Seattle (1958, Finals)

- 16 Ed Beck vs. Michigan State (1957, Elite 8)
 - 16 Bill Spivey vs. Illinois (1951, Final Four)
- BY OPPONENT**
- 30 by Jerry Lucas, Ohio State (1961, Elite 8)
 - 23 by Kent Benson, Indiana (1975, Elite 8)
 - 20 by Artis Gilmore, Jacksonville (1970, Elite 8)
 - 19 by Elgin Baylor, Seattle (1958, National Championship)
 - 18 by Caswell Cyrus, St. Bonaventure (2000, 1st Rd)
 - 18 by Howard Jackson, Austin Peay (1973, Sweet 16)
 - 18 by Les Hunter, Loyola (1964, Regional Consolation)
 - 18 by Johnny Green, Michigan State (1957, Sweet 16)
 - 18 by Bob Lochmuller, Louisville (1951, 1st Rd)

ASSISTS

- 14 Dicky Beal vs. BYU (1984, 2nd Rd)
- 11 John Wall vs. E. Tennessee State (2010, 1st Rd)
- 9 Wayne Turner vs. Saint Louis (1998, 2nd Rd)
- 9 Sean Woods vs. Duke (1992, Elite 8) [OT]
- 9 Sean Woods vs. Iowa State (1992, 2nd Rd)
- 9 Roger Harden vs. Alabama (1986, Sweet 16)
- 9 Dicky Beal vs. Louisville (1984, Sweet 16)
- 9 Scotty Baesler vs. Ohio State (1962, Elite 8)

BY OPPONENT

- 14 by Andre McCarter, UCLA (1975, National Champ.)
- 12 by Edgar Padilla, Massachusetts (1996, Final Four)
- 11 by Dwayne Wade, Marquette (2003, Elite 8)
- 11 by Mateen Cleaves, Michigan State (1999, Elite 8)
- 11 by Bruce Douglass, Illinois (1984, Elite 8)

BLOCKS

- 7 Anthony Davis vs. Western Kentucky (2012, 2nd Rd)
- 6 Skal Labissiere vs. Stony Brook (2016, 1st Rd)
- 6 Anthony Davis vs. Kansas (2012, National Champ.)
- 6 Anthony Davis vs. Indiana (2012, Sweet 16)
- 6 Jamaal Magloire vs. UCLA (1998, Sweet 16)
- 6 Nazr Mohammed vs. UCLA (1998, Sweet 16)

- 4 Willie Cauley-Stein vs. Kansas State (2014, 2nd Rd)
- 4 DeMarcus Cousins vs. E. Tennessee St. (2010, 1st Rd)
- 4 Jamaal Magloire vs. Saint Louis (1998, 2nd Rd)
- 4 Jamaal Magloire vs. Montana (1997, 1st Rd)
- 4 Mark Pope vs. San Jose State (1996, 1st Rd)
- 4 Andre Riddick vs. Rider (1993, 1st Rd)
- 4 Melvin Turpin vs. Middle Tennessee (1982, 1st Rd)

STEALS

- 6 Anthony Epps vs. San Jose State (1996, 1st Rd)
- 6 Antoine Walker vs. San Jose State (1996, 1st Rd)
- 6 Dicky Beal vs. Louisville (1984, Sweet 16)
- 5 Patrick Sparks vs. Connecticut (2006, 2nd Rd)
- 5 Rajon Rondo vs. Eastern Kentucky (2005, 1st Rd)
- 5 Anthony Epps vs. Minnesota (1997, Final 4)
- 5 Wayne Turner vs. Minnesota (1997, Final 4)
- 5 Wayne Turner vs. Utah (1997, Elite 8)
- 5 Wayne Turner vs. Montana (1997, 1st Rd)
- 5 Anthony Epps vs. Tulane (1995, 2nd Rd)
- 5 Rodrick Rhodes vs. Tennessee State (1994, 1st Rd)



YEAR-BY-YEAR IN THE NCAA TOURNAMENT

1942	New Orleans	Illinois (Regional Semifinals)	46-44	W	
		Dartmouth (Regional Finals)	28-47	L	
1945	New York	Ohio State (Regional Semifinals)	37-45	L	
		Tufts (Consolation)	66-56	W	
1948	New York	Columbia (Regional Semifinals)	76-53	W	
		Holy Cross (Regional Finals)	60-52	W	
		Baylor (National Finals)	58-42	W	
1949	New York	Villanova (Regional Semifinals)	85-72	W	
		Illinois (Regional Finals)	76-47	W	
	Seattle	Oklahoma State (National Finals)	46-36	W	
1951	Raleigh	Louisville (1st Round)	79-68	W	
	New York	St. John's (Regional Semifinals)	59-43	W	
		Illinois (Regional Finals)	76-74	W	
	Minneapolis	Kansas State (National Finals)	68-58	W	
1952	Raleigh	Penn State (Regional Semifinals)	82-54	W	
		St. John's (Regional Finals)	57-64	L	
1955	Evanston	Marquette (Regional Semifinals)	71-79	L	
		Penn State (Consolation)	84-59	W	
1956	Iowa City	Wayne State (Regional Semifinals)	84-64	W	
		Iowa (Regional Finals)	77-89	L	
1957	Lexington	Pittsburgh (Regional Semifinals)	98-92	W	
		Michigan State (Regional Finals)	68-80	L	
1958	Lexington	Miami, Ohio (Regional Semifinals)	94-70	W	
		Notre Dame (Regional Finals)	89-56	W	
		Louisville	Tempe (National Semifinals)	61-60	W
		Seattle (National Finals)	84-72	W	
1959	Evanston	Louisville (Regional Semifinals)	61-76	L	
		Marquette (Consolation)	98-69	W	
1961	Louisville	Morehead State (Regional Semifinals)	71-64	W	
		Ohio State (Regional Finals)	74-87	L	
1962	Iowa City	Butler (Regional Semifinals)	81-60	W	
		Ohio State (Regional Finals)	64-74	L	
1964	Minneapolis	Ohio (Regional Semifinals)	69-85	L	
		Loyola, Chi. (Consolation)	91-100	L	
1966	Iowa City	Dayton (Regional Semifinals)	86-79	W	
		Michigan (Regional Finals)	84-77	W	
		College Park	Duke (National Semifinals)	83-79	W
		UTEP (National Finals)	65-72	L	
1968	Lexington	Marquette (Regional Semifinals)	107-89	W	
		Ohio State (Regional Finals)	81-82	L	
1969	Madison	Marquette (Regional Semifinals)	74-81	L	
		Miami, Ohio (Consolation)	72-71	W	
1970	Columbus	Notre Dame (Regional Semifinals)	109-99	W	
		Jacksonville (Regional Finals)	100-106	L	
1971	Athens	Western Ky. (Regional Semifinals)	83-107	L	
		Marquette (Consolation)	74-91	L	
1972	Dayton	Marquette (Regional Semifinals)	85-69	W	
		Florida State (Regional Finals)	54-73	L	
1973	Nashville	Austin Peay [OT] (Regional Semifinals)	106-100	W	
		Indiana (Regional Finals)	65-72	L	
1975	Tuscaloosa	Marquette (1st Round)	76-54	W	
		Dayton	Central Michigan (Regional Semifinals)	90-73	W
			Indiana (Regional Finals)	92-90	W
	San Diego	Syracuse (National Semifinals)	95-79	W	
		UCLA (National Finals)	85-92	L	
1977	Philadelphia	Princeton (1st Round)	72-58	W	
		College Park	VMI (Regional Semifinals)	93-78	W
		North Carolina (Regional Finals)	72-79	L	
1978	Knoxville	Florida State (1st Round)	85-76	W	
		Dayton	Miami, Ohio (Regional Semifinals)	91-69	W
			Michigan State (Regional Finals)	52-49	W
	St. Louis	Arkansas (National Semifinals)	64-59	W	
		Duke (National Finals)	94-88	W	
1980 ¹	Bowling Green	⁸ Florida State (2nd Round)	97-78	W	
		Lexington	⁴ Duke (Regional Semifinals)	54-55	L

WHAT'S WHAT?

UK Seed	Site	Opp. Seed	Round	Score	Result
1998 ²	Atlanta	¹⁵ S.C. State	(1st Round)	82-67	W

1981 ²	Tuscaloosa	⁷ UAB	(2nd Round)	62-69	L
1982 ⁶	Nashville	¹¹ Middle Tennessee	(1st Round)	44-50	L
1983 ³	Tampa	¹¹ Ohio	(2nd Round)	57-40	W
		Knoxville	² Indiana (Regional Semifinals)	64-59	W
		¹ Louisville [OT]	(Regional Finals)	68-80	L
1984 ¹	Birmingham	⁸ BYU	(2nd Round)	93-68	W
		Lexington	⁵ Louisville (Regional Semifinals)	72-67	W
		² Illinois	(Regional Finals)	54-51	W
	Seattle	¹ Georgetown	(National Semifinals)	40-53	L
1985 ¹²	Salt Lake City	⁵ Washington	(1st Round)	66-58	W
		⁴ UNLV	(2nd Round)	64-61	W
		Denver	¹ St. John's (Regional Semifinals)	70-86	L
1986 ¹	Charlotte	¹⁶ Davidson	(1st Round)	75-55	W
		⁸ Western Ky.	(2nd Round)	71-64	W
	Atlanta	⁵ Alabama	(Regional Semifinals)	68-63	W
		¹¹ LSU	(Regional Finals)	57-59	L
1987 ⁸	Atlanta	⁹ Ohio State	(1st Round)	77-91	L
1988 ²	Cincinnati	¹⁵ Southern	(1st Round)	99-84	W
		⁷ Maryland	(2nd Round)	90-81	W
	Birmingham	⁶ Villanova	(Regional Semifinals)	74-80	L
1992 ²	Worcester	¹⁵ Old Dominion	(1st Round)	88-69	W
		¹⁰ Iowa State	(2nd Round)	106-98	W
	Philadelphia	³ Massachusetts	(Regional Semifinals)	87-77	W
		¹ Duke [OT]	(Regional Finals)	103-104	L
1993 ¹	Nashville	¹⁶ Rider	(1st Round)	96-52	W
		⁸ Utah	(2nd Round)	83-62	W
	Charlotte	⁵ Wake Forest	(Regional Semifinals)	103-69	W
		³ Florida State	(Regional Finals)	106-81	W
	New Orleans	¹ Michigan [OT]	(National Semifinals)	78-81	L
1994 ³	St. Petersburg	¹⁴ Tennessee State	(1st Round)	83-70	W
		⁶ Marquette	(2nd Round)	63-75	L
1995 ¹	Memphis	¹⁶ Mt. St. Mary's	(1st Round)	113-67	W
		⁹ Tulane	(2nd Round)	82-60	W
	Birmingham	⁵ Arizona State	(Regional Semifinals)	97-73	W
		² North Carolina	(Regional Finals)	61-74	L
1996 ¹	Dallas	¹⁶ San Jose State	(1st Round)	110-72	W
		⁹ Virginia Tech	(2nd Round)	84-60	W
	Minneapolis	⁴ Utah	(Regional Semifinals)	101-70	W
		² Wake Forest	(Regional Finals)	83-63	W
	E. Rutherford	¹ Massachusetts	(National Semifinals)	81-74	W
		⁴ Syracuse	(National Finals)	76-67	W
1997 ¹	Salt Lake City	¹⁶ Montana	(1st Round)	92-54	W
		⁸ Iowa	(2nd Round)	75-69	W
	San Jose	⁴ St. Joseph's	(Regional Semifinals)	83-68	W
		² Utah	(Regional Finals)	72-59	W
	Indianapolis	¹ Minnesota	(National Semifinals)	78-69	W
		⁴ Arizona [OT]	(National Finals)	79-84	L
1998 ²	Atlanta	¹⁵ S.C. State	(1st Round)	82-67	W
		¹⁰ Saint Louis	(2nd Round)	88-61	W
	St. Petersburg	⁶ UCLA	(Regional Semifinals)	94-68	W
		¹ Duke	(Regional Finals)	86-84	W
	San Antonio	³ Stanford [OT]	(National Semifinals)	86-85	W
		³ Utah	(National Finals)	78-69	W
1999 ³	New Orleans	¹⁴ New Mexico State	(1st Round)	82-60	W
		⁶ Kansas [OT]	(2nd Round)	92-88	W

YEAR-BY-YEAR IN THE NCAA TOURNAMENT

	St. Louis	¹⁰ Miami, Ohio (Regional Semifinals)	58-43	W
		¹ Michigan State (Regional Finals)	66-73	L
2000⁵	Cleveland	¹² St. Bonaventure [2OT] (1st Round)	85-80	W
		⁴ Syracuse (2nd Round)	50-52	L
2001²	Long Island	¹⁵ Holy Cross (1st Round)	72-68	W
		⁷ Iowa (2nd Round)	92-79	W
	Philadelphia	⁶ Southern Cal (Regional Semifinals)	76-80	L
2002⁴	St. Louis	¹³ Valparaiso (1st Round)	83-68	W
		¹² Tulsa (2nd Round)	87-82	W
	Syracuse	¹ Maryland (Regional Semifinals)	68-78	L
2003³	Nashville	¹⁶ IUPUI (1st Round)	95-64	W
		⁹ Utah (2nd Round)	74-54	W
	Minneapolis	⁵ Wisconsin (Regional Semifinals)	63-57	W
		³ Marquette (Regional Finals)	69-83	L
2004⁴	Columbus	¹⁶ Florida A&M (1st Round)	96-76	W
		⁹ UAB (2nd Round)	75-76	L
2005²	Indianapolis	¹⁵ Eastern Kentucky (First Round)	72-64	W
		⁷ Cincinnati (2nd Round)	69-60	W
	Austin	⁶ Utah (Regional Semifinals)	62-52	W
		⁵ Michigan State [2ot] (Regional Finals)	88-94	L
2006⁶	Philadelphia	⁹ UAB (1st Round)	69-64	W
		¹ UConn (2nd Round)	83-87	L
2007⁸	Chicago	⁹ Villanova (1st Round)	67-58	W
		¹ Kansas (2nd Round)	76-88	L
2008¹¹	Anaheim	⁶ Marquette (1st Round)	66-74	L
2010¹	New Orleans	¹⁶ East Tennessee St. (1st Round)	100-71	W
		⁹ Wake Forest (2nd Round)	90-60	W
	Syracuse	¹² Cornell (Regional Semifinals)	62-45	W
		² West Virginia (Regional Finals)	66-73	L
2011⁴	Tampa	¹³ Princeton (2nd Round)	59-57	W
		⁵ Wake Forest (3rd Round)	71-63	W
	Newark	¹ Ohio State (Regional Semifinals)	62-60	W
		² North Carolina (Regional Finals)	76-69	W
	Houston	³ Connecticut (National Semifinals)	56-55	L
2012¹	Louisville	¹⁶ Western Kentucky (2nd Round)	81-66	W
		⁹ Iowa State (3rd Round)	87-71	W

	Atlanta	⁴ Indiana (Regional Semifinals)	102-90	W
		³ Baylor (Regional Finals)	82-70	W
	New Orleans	⁴ Louisville (National Semifinals)	69-61	W
		² Kansas (National Finals)	67-59	W
2014⁶	St. Louis	⁹ Kansas State (2nd Round)	56-49	W
		¹ Wichita State (3rd Round)	78-76	W
	Indianapolis	⁴ Louisville (Regional Semifinals)	74-69	W
		² Michigan (Regional Finals)	75-72	W
	Dallas	² Wisconsin (National Semifinals)	74-73	W
		⁷ UConn (National Finals)	60-54	L
2015¹	Louisville	¹⁶ Hampton (2nd Round)	79-56	W
		⁸ Cincinnati (3rd Round)	64-51	W
	Cleveland	⁵ West Virginia (Regional Semifinals)	78-39	W
		³ Notre Dame (Regional Finals)	68-66	W
	Indianapolis	¹ Wisconsin (National Semifinals)	71-64	L
2016⁴	Des Moines	¹³ Stony Brook (1st Round)	85-57	W
		⁵ Indiana (2nd Round)	73-67	L



Brandon Knight's game-winning layup vs. Princeton in the opening round of the 2011 NCAA Tournament propelled Kentucky to its first Final Four appearance since 1998.



UK VS. NCAA TOURNAMENT OPPONENTS

OPPONENT	FIRST MEETING	LAST MEETING	W-L
Alabama	1986		1-0
UAB	1981	2006	1-2
Arizona	1997		0-1
Arizona State	1995		1-0
Arkansas	1978		1-0
Austin Peay	1973		1-0
Baylor	1948	2012	2-0
BYU	1984		1-0
Butler	1962		1-0
Central Michigan	1975		1-0
Cincinnati	2005	2015	2-0
Columbia	1948		1-0
Connecticut	2006	2014	0-3
Cornell	2010		1-0
Dartmouth	1942		0-1
Davidson	1986		1-0
Dayton	1966		1-0
Duke	1966	1998	3-2
Eastern Kentucky	2005		1-0
East Tennessee State	2010		1-0
Florida A&M	2004		1-0
Florida State	1972	1993	3-1
Georgetown	1984		0-1
Hampton	2015		1-0
Holy Cross	1948	2001	2-0
Illinois	1942	1984	4-0
Indiana	1973	2016	3-2
IUPUI	2003		1-0
Iowa	1956	2001	2-1
Iowa State	1992	2012	2-0
Jacksonville	1970		0-1
Kansas	1999	2012	2-1
Kansas State	1951	2014	2-0
LSU	1986		0-1
Louisville	1951	2014	4-2
Loyola, Ill.	1964		0-1
Marquette	1955	2008	4-6
Maryland	2002		0-1
Massachusetts	1992	1996	2-0
Miami, Ohio	1958	1999	4-0
Michigan	1966	2014	2-1
Michigan State	1957	2005	1-3
Middle Tennessee	1982		0-1
Minnesota	1997		1-0
Montana	1997		1-0
Morehead State	1961		1-0
Mount St. Mary's	1995		1-0
UNLV	1985		1-0
New Mexico State	1999		1-0
North Carolina	1977	2011	1-2
Notre Dame	1958	2015	3-0
Ohio	1964	1983	1-1
Ohio State	1945	2011	1-5
Oklahoma State	1949		1-0
Old Dominion	1992		1-0
Penn State	1952	1955	2-0
Pittsburgh	1957		1-0
Princeton	1977	2011	2-0
Rider	1993		1-0
St. Bonaventure	2000		1-0
St. John's	1951	1985	1-2
St. Joseph's	1997		1-0



Kentucky presented President Barack Obama with a jersey following its 2012 NCAA national championship.

OPPONENT	FIRST MEETING	LAST MEETING	W-L
Saint Louis	1998		1-0
San Jose State	1996		1-0
Seattle	1958		1-0
South Carolina St.	1998		1-0
Southern Cal	2001		0-1
Stanford	1998		1-0
Stony Brook	2016		1-0
Syracuse	1975	2000	2-1
Temple	1958		1-0
Tennessee State	1994		1-0
UTEP	1966		0-1
Tufts	1945		1-0
Tulane	1995		1-0
Tulsa	2002		1-0
UCLA	1975	1998	1-1
Utah	1993	2005	6-0
Valparaiso	2002		1-0
Villanova	1949	2007	2-0
VMI	1977		1-0
Virginia Tech	1996		1-0
Wake Forest	1993	2010	3-0
Washington	1985		1-0
Wayne	1956		1-0
West Virginia	2010	2015	2-1
Western Kentucky	1971	2012	2-1
Wichita State	2014		1-0
Wisconsin	2003	2015	2-1
Totals			121-49

NCAA FINAL FOUR RESULTS

YEAR	CHAMPION	SCORE	RUNNER-UP	3RD PLACE	4TH PLACE	SITE OF FINALS	COACH OF CHAMPIONS	OUTSTANDING PLAYER
1939	Oregon	46-33	Ohio State	*Oklahoma	*Villanova	Evanston, Ill.	Howard Hobson, Oregon	None Selected
1940	Indiana	60-42	Kansas	*Duquesne	*Southern Cal	Kansas City, Mo.	Branch McCracken, Indiana	Marvin Huffman, Indiana
1941	Wisconsin	39-34	Washington State	*Pittsburgh	*Arkansas	Kansas City, Mo.	Harold Foster, Wisconsin	John Kotz, Wisconsin
1942	Stanford	53-38	Dartmouth	*Kentucky	*Colorado	Kansas City, Mo.	Everett Dean, Stanford	Howard Dallmar, Stanford
1943	Wyoming	46-34	Georgetown	*Texas	*DePaul	New York	Everett Shelton, Wyoming	Ken Sailors, Wyoming
1944	Utah	42-40 ⁵	Dartmouth	*Iowa State	*Ohio State	New York	Vadal Peterson, Utah	Arnold Ferrin, Utah
1945	Oklahoma State	49-45	New York U.	*Arkansas	*Ohio State	New York	Henry Iba, Oklahoma State	Bob Kurland, Oklahoma State
1946	Oklahoma State	43-40	North Carolina	Ohio State	California	New York	Henry Iba, Oklahoma State	Bob Kurland, Oklahoma State
1947	Holy Cross	58-47	Oklahoma	Texas	CCNY	New York	Alvin Julian, Holy Cross	George Kaftan, Holy Cross
1948	Kentucky	58-42	Baylor	Holy Cross	Kansas State	New York	Adolph Rupp, Kentucky	Alex Groza, Kentucky
1949	Kentucky	46-36	Oklahoma State	Illinois	Oregon State	Seattle	Adolph Rupp, Kentucky	Alex Groza, Kentucky
1950	CCNY	71-68	Bradley	N.C. State	Baylor	New York	Nat Holman, CCNY	Irwin Dambrot, CCNY
1951	Kentucky	68-58	Kansas State	Illinois	Oklahoma St.	Minneapolis	Adolph Rupp, Kentucky	Bill Spivey, Kentucky
1952	Kansas	80-63	St. John's	Illinois	Santa Clara	Seattle	Clyde Allen, Kansas	Clyde Lovellette, Kansas
1953	Indiana	69-68	Kansas	Washington	LSU	Kansas City, Mo.	Branch McCracken, Indiana	B.H. Born, Kansas
1954	LaSalle	92-76	Bradley	Penn State	Southern Cal	Kansas City, Mo.	Kenneth Loeffler, LaSalle	Tom Gola, LaSalle
1955	San Francisco	77-63	LaSalle	Colorado	Iowa	Kansas City, Mo.	Phil Woolpert, San Francisco	Bill Russell, San Francisco
1956	San Francisco	83-71	Iowa	Temple	SMU	Evanston, Ill.	Phil Woolpert, San Francisco	Hal Lear, Temple
1957	North Carolina	54-53 ^{&}	Kansas	San Francisco	Michigan State	Kansas City, Mo.	Frank McGuire, North Carolina	Wilt Chamberlain, Kansas
1958	Kentucky	84-72	Seattle	Temple	Kansas State	Louisville, Ky.	Adolph Rupp, Kentucky	Elgin Baylor, Seattle
1959	California	71-70	West Virginia	Cincinnati	Louisville	Louisville, Ky.	Pete Newell, California	Jerry West, West Virginia
1960	Ohio State	75-55	California	Cincinnati	New York U.	San Francisco	Fred Taylor, Ohio State	Jerry Lucas, Ohio State
1961	Cincinnati	70-65 ⁵	Ohio State	Vacated	Utah	Kansas City, Mo.	Edwin Jucker, Cincinnati	Jerry Lucas, Ohio State
1962	Cincinnati	71-59	Ohio State	Wake Forest	UCLA	Louisville, Ky.	Edwin Jucker, Cincinnati	Paul Hogue, Cincinnati
1963	Loyola (Ill.)	60-58 ⁵	Cincinnati	Duke	Oregon State	Louisville, Ky.	George Ireland, Loyola (Ill.)	Art Heyman, Duke
1964	UCLA	98-83	Duke	Michigan	Kansas State	Kansas City, Mo.	John Wooden, UCLA	Walt Hazzard, UCLA
1965	UCLA	91-80	Michigan	Princeton	Wichita State	Portland, Ore.	John Wooden, UCLA	Bill Bradley, Princeton
1966	Texas Western	72-65	Kentucky	Duke	Utah	College Park, Md.	Don Haskins, Texas Western	Jerry Chambers, Utah
1967	UCLA	79-64	Dayton	Houston	North Carolina	Louisville, Ky.	John Wooden, UCLA	Lew Alcindor, UCLA
1968	UCLA	78-55	North Carolina	Ohio State	Houston	Los Angeles	John Wooden, UCLA	Lew Alcindor, UCLA
1969	UCLA	92-72	Purdue	Drake	North Carolina	Louisville, Ky.	John Wooden, UCLA	Lew Alcindor, UCLA
1970	UCLA	80-69	Jacksonville	New Mexico St.	St. Bonaventure	College Park, Md.	John Wooden, UCLA	Sidney Wicks, UCLA
1971	UCLA	68-62	Vacated **	Vacated **	Kansas	Houston	John Wooden, UCLA	Vacated **
1972	UCLA	81-76	Florida State	North Carolina	Louisville	Los Angeles	John Wooden, UCLA	Bill Walton, UCLA
1973	UCLA	87-66	Memphis State	Indiana	Providence State	St. Louis	John Wooden, UCLA	Bill Walton, UCLA
1974	N.C. State	76-64	Marquette	UCLA	Kansas	Greensboro, N.C.	Norman Sloan, N.C. State	David Thompson, N.C. State
1975	UCLA	92-85	Kentucky	Louisville	Syracuse	San Diego	John Wooden, UCLA	Richard Washington, UCLA
1976	Indiana	86-68	Michigan	UCLA	Rutgers	Philadelphia	Bob Knight, Indiana	Kent Benson, Indiana
1977	Marquette	67-59	North Carolina	UNLV	Charlotte	Atlanta	Al McGuire, Marquette	Butch Lee, Marquette
1978	Kentucky	94-88	Duke	Arkansas	Notre Dame	St. Louis	Joe B. Hall, Kentucky	Jack Givens, Kentucky
1979	Michigan State	75-64	Indiana State	DePaul	Penn	Salt Lake City	Jud Heathcote, Michigan State	Earvin Johnson, Michigan St.
1980	Louisville	59-54	Vacated **	Purdue	Iowa	Indianapolis	Denny Crum, Louisville	Darrell Griffith, Louisville
1981	Indiana	63-50	North Carolina	Virginia	LSU	Philadelphia	Bob Knight, Indiana	Isiah Thomas, Indiana
1982	North Carolina	63-62	Georgetown	*Houston	*Louisville	New Orleans	Dean Smith, North Carolina	James Worthy, UNC
1983	N.C. State	54-52	Houston	*Georgia	*Louisville	Albuquerque, N.M.	Jim Valvano, N.C. State	Akeem Olajuwon, Houston
1984	Georgetown	84-75	Houston	*Kentucky	*Virginia	Seattle	John Thompson, Georgetown	Patrick Ewing, Georgetown
1985	Villanova	66-64	Georgetown	*St. John's	*Memphis State	Lexington, Ky.	Rollie Massimino, Villanova	Ed Pinckney, Villanova
1986	Louisville	72-69	Duke	*LSU	*Kansas	Dallas	Denny Crum, Louisville	Pervis Ellison, Louisville
1987	Indiana	74-73	Syracuse	*Providence	*UNLV	New Orleans	Bob Knight, Indiana	Keith Smart, Indiana
1988	Kansas	83-79	Oklahoma	*Arizona	*Duke	Kansas City, Mo.	Larry Brown, Kansas	Danny Manning, Kansas
1989	Michigan	80-79 ⁵	Seton Hall	*Duke	*Illinois	Seattle	Steve Fisher, Michigan	Glen Rice, Michigan
1990	UNLV	103-73	Duke	*Arkansas	*Georgia Tech	Denver	Jerry Tarkanian, UNLV	Anderson Hunt, UNLV
1991	Duke	72-65	Kansas	*UNLV	*North Carolina	Indianapolis	Mike Krzyzewski, Duke	Christian Laettner, Duke
1992	Duke	71-51	Michigan	*Cincinnati	*Indiana	Minneapolis	Mike Krzyzewski, Duke	Bobby Hurley, Duke
1993	North Carolina	77-71	Michigan	*Kentucky	*Kansas	New Orleans	Dean Smith, North Carolina	Donald Williams, UNC
1994	Arkansas	76-72	Duke	*Florida	*Arizona	Charlotte, N.C.	Nolan Richardson, Arkansas	Corliss Williamson, Arkansas
1995	UCLA	89-78	Arkansas	*Oklahoma State	*North Carolina	Seattle	Jim Harrick, UCLA	Ed O'Bannon, UCLA
1996	Kentucky	76-67	Syracuse	*Massachusetts	*Mississippi State	East Rutherford, N.J.	Rick Pitino, Kentucky	Tony Delk, Kentucky
1997	Arizona	84-79 ⁵	Kentucky	*Minnesota	*North Carolina	Indianapolis	Lute Olsen, Arizona	Miles Simon, Arizona
1998	Kentucky	78-69	Utah	*North Carolina	*Stanford	San Antonio	Tubby Smith, Kentucky	Jeff Sheppard, Kentucky
1999	Connecticut	77-74	Duke	*Michigan State	*Ohio State	St. Petersburg, Fla.	Jim Calhoun, Connecticut	Richard Hamilton, UConn
2000	Michigan State	89-76	Florida	*North Carolina	*Wisconsin	Indianapolis	Tom Izzo, Michigan State	Mateen Cleaves, Michigan St.
2001	Duke	82-72	Arizona	*Maryland	*Michigan State	Minneapolis	Mike Krzyzewski, Duke	Shane Battier, Duke
2002	Maryland	64-52	Indiana	*Kansas	*Oklahoma	Atlanta	Gary Williams, Maryland	Juan Dixon, Maryland
2003	Syracuse	81-78	Kansas	*Marquette	*Texas	New Orleans	Jim Boeheim, Syracuse	Carmelo Anthony, Syracuse





NCAA FINAL FOUR RESULTS

YEAR	CHAMPION	SCORE	RUNNER-UP	3RD PLACE	4TH PLACE	SITE OF FINALS	COACH OF CHAMPIONS	OUTSTANDING PLAYER
2004	Connecticut	82-73	Georgia Tech	*Duke	*Oklahoma State	San Antonio	Jim Calhoun, Connecticut	Emeka Okafor, Connecticut
2005	North Carolina	75-70	Illinois	*Louisville	*Michigan State	St. Loui.	Roy Williams, North Carolina	Sean May, North Carolina
2006	Florida	73-57	UCLA	*George Mason	*LSU	Indianapolis	Billy Donovan, Florida	Joakim Noah, Florida
2007	Florida	84-75	Ohio State	*Georgetown	*UCLA	Atlanta	Billy Donovan, Florida	Corey Brewer, Florida
2008	Kansas	75-68	Memphis	*North Carolina	*UCLA	San Antonio	Bill Self, Kansas	Mario Chalmers, Kansas
2009	North Carolina	89-72	Michigan State	*Connecticut	*Villanova	Detroit	Roy Williams, North Carolina	Wayne Ellington, N. Carolina
2010	Duke	61-59	Butler	*Michigan State	*West Virginia	Indianapolis	Mike Krzyzewski, Duke	Kyle Singler, Duke
2011	Connecticut	53-41	Butler	*Kentucky	*VCU	Houston	Jim Calhoun, Connecticut	Kemba Walker, Connecticut
2012	Kentucky	67-59	Kansas	*Louisville	*Ohio State	New Orleans	John Calipari, Kentucky	Anthony Davis, Kentucky
2013	Louisville	82-76	Michigan	*Syracuse	*Wichita St.	Atlanta	Rick Pitino, Louisville	Luke Hancock, Louisville
2014	Connecticut	60-54	Kentucky	*Florida	*Wisconsin	Arlington, Texas	Kevin Ollie, Connecticut	Shabazz Napier, Connecticut
2015	Duke	68-63	Wisconsin	*Kentucky	*Michigan State	Indianapolis	Mike Krzyzewski, Duke	Tyus Jones, Duke
2016	Villanova	77-74	North Carolina	*Oklahoma	*Syracuse	Houston	Jay Wright, Villanova	Ryan Arcidiacono, Villanova

*-Tied for third place §-Overtime &-Three Overtimes

** Student-athletes representing Villanova (1971), Western Kentucky (1971) and UCLA (1980) were declared ineligible subsequent to the tournament. Under NCAA rules, the teams' and ineligible student-athletes' records were deleted and the teams' places in the standings were vacated.



Final Four MVP Jack Givens and UK head coach Joe B. Hall in 1978.

KENTUCKY IN THE SEC

SEC CHAMPIONSHIPS

Team	Titles	Last Title
KENTUCKY	47	2016
LSU	10	2009
Tennessee	9	2008
Alabama	7	2002
Florida	7	2014
Mississippi State	6	2004
Vanderbilt	3	1993
Arkansas	2	1994
Auburn	2	1999
Georgia	1	1990
•Georgia Tech	1	1938
South Carolina	1	1997
Texas A&M	1	2016

•Former SEC Member

SEC TOURNAMENT CHAMPIONSHIPS

Team	Titles	Last Title
KENTUCKY	29	2016
Alabama	6	1991
Florida	4	2014
Tennessee	4	1979
Mississippi State	3	2009
Georgia	2	2008
Ole Miss	2	2013
Vanderbilt	2	2012
Arkansas	1	2000
Auburn	1	1985
•Georgia Tech	1	1938
LSU	1	1980

•Former SEC Member

SEC ALL-TIME STANDINGS

REGULAR-SEASON GAMES ONLY 1933-2013

Team	Yrs.	Won	Lost	Pct.	Titles
KENTUCKY	83	956	268	.781	47
Alabama	83	765	588	.565	7
Tennessee	83	708	554	.561	9
Texas A&M	4	39	33	.542	1
Vanderbilt	84	675	613	.524	3
Arkansas	25	213	195	.522	2
LSU	84	662	644	.507	10
Florida	83	607	632	.490	7
Auburn	83	579	719	.446	2
Mississippi St.	83	571	749	.432	6
Georgia	84	531	753	.414	1
Ole Miss	83	497	802	.383	0
South Carolina	25	155	253	.380	1
Missouri	4	26	46	.361	0

FORMER MEMBERS

Georgia Tech	32	201	207	.493	1
Tulane	34	195	252	.436	0
Sewanee	8	3	76	.038	0

NOTE: Sewanee withdrew after the 1940 season, Georgia Tech after the 1964 season and Tulane after the 1966 campaign. During World War II, Alabama, Auburn, Florida, Ole Miss, Mississippi State and Tennessee suspended intercollegiate basketball for the 1944 season. Kentucky did not compete for the title during the 1953, 1989 and 1990 seasons due to NCAA suspension.

ANNUAL SOUTHEASTERN CONFERENCE CHAMPIONS

YEAR	CHAMPION (SEC W-L)	EAST CHAMP	WEST CHAMP	CHAMP	SITE	CHAMPIONSHIP GAME RESULT
1933	Kentucky (8-0)			Kentucky	Atlanta	Kentucky 46, Mississippi State 27
1934	Alabama (13-2)			Alabama	Atlanta	Alabama 41, Florida 25
1935	LSU (12-0), Kentucky (11-0)			No Tournament		
1936	Tennessee (8-4)			Tennessee	Knoxville, Tenn.	Tennessee 29, Alabama 25
1937	Kentucky (5-3)			Kentucky	•Knoxville, Tenn.	Kentucky 39, Tennessee 25
1938	Georgia Tech (9-2)			Georgia Tech	Baton Rouge, La.	Georgia Tech 58, Ole Miss 47
1939	Kentucky (5-2)			Kentucky	Knoxville, Tenn.	Kentucky 46, Tennessee 38
1940	Kentucky (4-4)			Kentucky	Knoxville, Tenn.	Kentucky 51, Georgia 43
1941	Tennessee (8-3)			Tennessee	Louisville, Ky.	Tennessee 36, Kentucky 33
1942	Kentucky (6-2)			Kentucky	Louisville, Ky.	Kentucky 36, Alabama 34
1943	Tennessee (6-3)			Tennessee	Louisville, Ky.	Tennessee 33, Kentucky 30
1944	Kentucky (0-0)			Kentucky	•Louisville, Ky.	Kentucky 62, Tulane 46
1945	Kentucky (4-1)			Kentucky	Louisville, Ky.	Kentucky 39, Tennessee 35
1946	Kentucky (6-0)			Kentucky	Louisville, Ky.	Kentucky 59, LSU 36
1947	Kentucky (11-0)			Kentucky	Louisville, Ky.	Kentucky 55, Tulane 38
1948	Kentucky (9-0)			Kentucky	Louisville, Ky.	Kentucky 54, Georgia Tech 43
1949	Kentucky (13-0)			Kentucky	Louisville, Ky.	Kentucky 68, Tulane 52
1950	Kentucky (11-2)			Kentucky	Louisville, Ky.	Kentucky 95, Tennessee 58
1951	Kentucky (14-0)			Vanderbilt	Louisville, Ky.	Vanderbilt 61, Kentucky 57
1952	Kentucky (14-0)			Kentucky	Louisville, Ky.	Kentucky 44, LSU 43
1953	LSU (13-0)			No Tournament		
1954	Kentucky/LSU (14-0)			No Tournament		
1955	Kentucky (12-2)			No Tournament		
1956	Alabama (14-0)			No Tournament		
1957	Kentucky (12-2)			No Tournament		
1958	Kentucky (12-2)			No Tournament		
1959	Mississippi State (13-1)			No Tournament		
1960	Auburn (12-2)			No Tournament		





ANNUAL SOUTHEASTERN CONFERENCE CHAMPIONS

YEAR	CHAMPION (SEC W-L)	EAST CHAMP	WEST CHAMP	CHAMP	SITE	CHAMPIONSHIP GAME RESULT
1961	Mississippi State (11-3)			No Tournament		
1962	Kentucky /Mississippi State (13-1)			No Tournament		
1963	Mississippi State (13-1)			No Tournament		
1964	Kentucky (11-3)			No Tournament		
1965	Vanderbilt (15-1)			No Tournament		
1966	Kentucky (15-1)			No Tournament		
1967	Tennessee (15-3)			No Tournament		
1968	Kentucky (15-3)			No Tournament		
1969	Kentucky (16-2)			No Tournament		
1970	Kentucky (17-1)			No Tournament		
1971	Kentucky (16-2)			No Tournament		
1972	Kentucky /Tennessee (14-4)			No Tournament		
1973	Kentucky (14-4)			No Tournament		
1974	Alabama/Vanderbilt (15-3)			No Tournament		
1975	Kentucky /Alabama (15-3)			No Tournament		
1976	Alabama (15-3)			No Tournament		
1977	Kentucky /Tennessee (16-2)			No Tournament		
1978	Kentucky (16-2)			No Tournament		
1979	LSU (14-4)			Tennessee	Birmingham, Ala.	Tennessee 75, Kentucky 69^{OT}
1980	Kentucky (15-3)			LSU	Birmingham, Ala.	LSU 80, Kentucky 78
1981	LSU (17-1)			Ole Miss	Birmingham, Ala.	Ole Miss 66, Georgia 62
1982	Kentucky /Tennessee (13-5)			Alabama	Lexington, Ky.	Alabama 48, Kentucky 46
1983	Kentucky (13-5)			Georgia	Birmingham, Ala.	Georgia 86, Alabama 71
1984	Kentucky (14-4)			Kentucky	Nashville, Tenn.	Kentucky 51, Auburn 49
1985	LSU (13-5)			Auburn	Birmingham, Ala.	Auburn 53, Alabama 49 ^{OT}
1986	Kentucky (17-1)			Kentucky	Lexington, Ky.	Kentucky 83, Alabama 72
1987	Alabama (16-2)			Alabama	Atlanta	Alabama 69, LSU 62
1988	Vacated			Vacated	Baton Rouge, La.	Kentucky 62, Georgia 57
1989	Florida (13-5)			Alabama	Knoxville, Tenn.	Alabama 72, Florida 60
1990	Georgia (13-5)			Alabama	Orlando, Fla.	Alabama 70, Ole Miss 51
1991	Mississippi State/LSU (13-5)			Alabama	Nashville, Tenn.	Alabama 88, Tennessee 64
1992	Arkansas (13-3)	Kentucky (12-4)	Arkansas (13-3)	Kentucky	Birmingham, Ala.	Kentucky 80, Alabama 54
1993	Vanderbilt (14-2)	Vanderbilt (14-2)	Arkansas (10-6)	Kentucky	Lexington, Ky.	Kentucky 82, LSU 65
1994	Arkansas (14-2)	Kentucky /Florida (12-4)	Arkansas (14-2)	Kentucky	Memphis, Tenn.	Kentucky 73, Florida 60
1995	Kentucky (14-2)	Kentucky (14-2)	Arkansas/ Mississippi St. (12-4)	Kentucky	Atlanta	Kentucky 95, Arkansas 93^{OT}
1996	Kentucky (16-0)	Kentucky (16-0)	Mississippi State (10-6)	Mississippi St.	New Orleans	Mississippi St. 84, Kentucky 73
1997	South Carolina (15-1)	South Carolina (15-1)	Ole Miss (11-5)	Kentucky	Memphis, Tenn.	Kentucky 95, Georgia 68
1998	Kentucky (14-2)	Kentucky (14-2)	Ole Miss (12-4)	Kentucky	Atlanta	Kentucky 86, South Carolina 56
1999	Auburn (14-2)	Tennessee (12-4)	Auburn (14-2)	Kentucky	Atlanta	Kentucky 76, Arkansas 63
2000	Kentucky /Florida/ Tenn./LSU (12-4)	Kentucky /Fla./ Tenn. (12-4)	LSU (12-4)	Arkansas	Atlanta	Arkansas 75, Auburn 67
2001	Kentucky /Florida (12-4)	Kentucky /Florida (12-4)	Ole Miss (11-5)	Kentucky	Nashville, Tenn.	Kentucky 77, Ole Miss 55
2002	Alabama (12-4)	Kentucky /Florida (10-6)	Alabama (12-4)	Mississippi St.	Atlanta	Mississippi State 61, Alabama 58
2003	Kentucky (16-0)	Kentucky (16-0)	Mississippi State (9-7)	Kentucky	New Orleans	Kentucky 64, Mississippi St. 57
2004	Mississippi State (14-2)	Kentucky (13-3)	Mississippi State (14-2)	Kentucky	Atlanta	Kentucky 89, Florida 73
2005	Kentucky (14-2)	Kentucky (14-2)	Alabama/LSU (12-4)	Florida	Atlanta	Florida 70, Kentucky 53
2006	LSU (14-2)	Tennessee (12-4)	LSU (14-2)	Florida	Nashville, Tenn.	Florida 49, South Carolina 47
2007	Florida (13-3)	Florida (13-3)	Ole Miss/ Mississippi St. (8-8)	Florida	Atlanta	Florida 77, Arkansas 56
2008	Tennessee (14-2)	Tennessee (14-2)	Mississippi St. (12-4)	Georgia	Atlanta (Alexander)	Georgia 66, Arkansas 57
2009	LSU (13-3)	Tennessee/ South Carolina (10-6)	LSU (13-3)	Mississippi St.	Tampa, Fla.	Mississippi State 64, Tennessee 61
2010	Kentucky (14-2)	Kentucky (14-2)	Mississippi State (9-7)	Kentucky	Nashville, Tenn.	Kentucky 75, Mississippi St. 74^{OT}
2011	Florida (13-3)	Florida (13-3)	Alabama (12-2)	Kentucky	Atlanta	Kentucky 70, Florida 54
2012	Kentucky (16-0)	Kentucky (16-0)	Alabama (9-7)	Vanderbilt	New Orleans	Vanderbilt 71, Kentucky 64
2013	Florida (14-4)			Ole Miss	Nashville, Tenn.	Ole Miss 66, Florida 63
2014	Florida (18-0)			Florida	Atlanta	Florida 61, Kentucky 60
2015	Kentucky (18-0)			Kentucky	Nashville, Tenn.	Kentucky 78, Arkansas 63
2016	Kentucky /Texas A&M (13-5)			Kentucky	Nashville, Tenn.	Kentucky 82, Texas A&M 77^{OT}

NOTES:

- From 1933-1950 the SEC champion was determined by a tournament, except for 1935
- Only eight teams invited to participate
- Only six teams participated due to World War II
- Since 1951, when the round-robin schedule was introduced, the title has been decided by a winning percentage on the conference schedule. From 1951-1964 the round-robin schedule was 14 games
- From 1965-1966 and since 1992 the round-robin schedule has been 16 games. From 1967-1990 the round-robin schedule was 18 games. In 1979 the SEC Tournament was renewed with the winner receiving an automatic bid to the NCAA Tournament
- In 2008, the tournament was moved to Georgia Tech's Alexander Memorial Coliseum after a tornado hit the Georgia Dome during second round action on Friday, March 14
- In 2013, the league discontinued divisions with the addition of Missouri and Texas A&M

KENTUCKY IN THE SEC TOURNAMENT

SEC TOURNAMENT RECORD

TEAM	YRS.	WON	LOST	PCT.	TITLES
KENTUCKY	55	127	25	.836	29
Tennessee	56	65	52	.556	4
Alabama	57	62	50	.554	6
Arkansas	25	22	24	.478	1
Florida	51	43	47	.478	4
LSU	57	47	56	.456	1
Georgia	56	44	54	.449	2
South Carolina	25	20	25	.444	0
Texas A&M	4	3	4	.429	0
Vanderbilt	55	37	53	.411	2
Missouri	3	2	3	.400	0
Ole Miss	54	30	52	.366	2
Auburn	54	30	53	.361	1
Mississippi State	56	29	53	.354	3

FORMER MEMBERS

Georgia Tech	19	14	18	.438	1
Tulane	16	12	16	.429	0
Sewanee	2	0	2	.000	0

UK VS. SEC TOURNAMENT FIELD

Team	All	1st Rd	Quarters	Semis	Finals
Alabama	14-2	1-0	5-1	5-0	3-1
Arkansas	8-1	0-0	0-1	5-0	3-0
Auburn	13-1	1-0	7-1	4-0	1-0
Florida	13-4	4-1	4-1	2-0	3-2
Georgia	10-1	0-0	4-1	3-0	3-0
LSU	16-2	0-0	5-1	8-0	3-1
Ole Miss	15-0	5-0	6-0	3-0	1-0
Mississippi State	8-2	1-0	3-1	1-0	3-1
Missouri	0-0	0-0	0-0	0-0	0-0
South Carolina	3-2	0-0	1-1	1-1	1-0
Tennessee	11-4	0-0	2-0	5-1	4-3
Texas A&M	1-0	0-0	0-0	0-0	1-0
Vanderbilt	4-5	1-1	3-2	0-0	0-2
Former members	11-1	2-0	2-1	3-0	4-0
Totals	127-25	15-2	42-11	40-2	30-10

KENTUCKY'S SEC TOURNAMENT HISTORY

YEAR	LOCATION	OPPONENT	SCORE	W/L
1933	Atlanta	Ole Miss (1st)	49-31	W
		Florida (QF)	48-24	W
		LSU (SF)	51-38	W
		Mississippi State (F)	46-27	W
1934	Atlanta	Florida (1st)	32-38	L
1936	Knoxville	Mississippi State (QF)	41-39	W
		Tennessee (SF)	28-39	L
1937	Knoxville	LSU (QF)	57-37	W
		Georgia Tech (SF)	40-30	W
		Tennessee (F)	39-25	W
1938	Baton Rouge	Tulane (QF)	36-38	L
1939	Knoxville	Ole Miss (QF)	49-30	W
		LSU (SF)	53-34	W
		Tennessee (F)	46-38	W
1940	Knoxville	Vanderbilt (QF)	44-34	W
		Tennessee (SF) [2OT]	30-29	W
		Georgia (F)	51-43	W
		Tennessee (F)	33-36	L
1941	Louisville	Ole Miss (1st)	62-52	W
		Tulane (QF)	59-30	W
		Alabama (SF)	39-37	W
		Tennessee (F)	33-36	L
1942	Louisville	Florida (1st)	42-36	W
		Ole Miss (QF)	59-32	W
		Auburn (SF)	40-31	W
		Alabama (F)	36-34	W
1943	Louisville	Tulane (1st)	48-31	W
		Georgia (QF)	59-30	W
		Mississippi State (SF)	52-43	W
		Tennessee (F)	30-33	L
1944	Louisville	Georgia (QF)	57-29	W
		LSU (SF)	55-28	W
		Tulane (F)	62-46	W
		Florida (1st)	57-35	W
1945	Louisville	LSU (QF)	68-37	W
		Alabama (SF)	52-41	W
		Tennessee (F)	39-35	W
		Auburn (1st)	69-24	W
1946	Louisville	Florida (QF)	69-32	W
		Alabama (SF)	59-30	W
		LSU (F)	59-36	W
		Vanderbilt (1st)	98-29	W
1947	Louisville	Auburn (QF)	84-18	W
		Georgia Tech (SF)	75-53	W

YEAR	LOCATION	OPPONENT	SCORE	W/L
1948	Louisville	Tulane (F)	55-38	W
		Florida (1st)	87-31	W
		LSU (QF)	63-47	W
1949	Louisville	Tennessee (SF)	70-47	W
		Georgia Tech (F)	54-43	W
		Florida (1st)	73-36	W
1949	Louisville	Auburn (QF)	70-39	W
		Tennessee (SF)	83-44	W
		Tulane (F)	68-52	W
1950	Louisville	Mississippi State (QF)	56-46	W
		Georgia (SF)	79-63	W
		Tennessee (F)	95-58	W
1951	Louisville	Mississippi State (1st)	92-70	W
		Auburn (QF)	84-54	W
		Georgia Tech (SF)	82-56	W
1952	Louisville	Vanderbilt (F)	57-61	L
		Georgia Tech (1st)	80-59	W
		Tulane (QF)	85-61	W
		Tennessee (SF)	81-66	W
1952	Louisville	LSU (F)	44-43	W
		Ole Miss (1st)	82-77	W
		Alabama (QF)	101-100	W
1952	Louisville	LSU (SF)	80-67	W
		Tennessee (F) [OT]	69-75	L
		Auburn (QF)	69-61	W
1952	Louisville	Ole Miss (SF)	70-67	W
		LSU (F)	78-80	L
		Vanderbilt (QF)	55-60	L
1981	Birmingham	Auburn (QF)	89-66	W
		Ole Miss (SF)	62-58	W
		Alabama (F)	46-48	L
1983	Birmingham	Alabama (QF)	64-69	L
1984	Nashville	Georgia (QF)	92-79	W
		Alabama (SF)	48-46	W
		Auburn (F)	51-49	W
1985	Birmingham	Florida (QF)	55-58	L
1986	Lexington	Ole Miss (QF)	95-69	W
		LSU (SF)	61-58	W
		Alabama (F)	83-72	W
1987	Atlanta	Auburn (QF)	72-79	L
1988	Baton Rouge	Ole Miss (QF)	82-64	W
		LSU (SF)	86-80	W
		Georgia (F)	62-57	W



KENTUCKY'S SEC TOURNAMENT HISTORY

YEAR	LOCATION	OPPONENT	SCORE	W/L
1989	Knoxville	Vanderbilt (QF)	63-77	L
1992	Birmingham	Vanderbilt (QF)	76-57	W
		LSU (SF)	80-74	W
		Alabama (F)	80-54	W
1993	Lexington	Tennessee (QF)	101-40	W
		Arkansas (SF)	92-81	W
		LSU (F)	82-65	W
1994	Memphis	Mississippi State (QF)	95-76	W
		Arkansas (SF)	90-78	W
		Florida (F)	73-60	W
1995	Atlanta	Auburn (QF)	93-81	W
		Florida (SF)	86-72	W
		Arkansas (F) [OT]	95-93	W
1996	New Orleans	Florida (QF)	100-76	W
		Arkansas (SF)	95-75	W
		Mississippi State (F)	73-84	L
1997	Memphis	Auburn (QF)	92-50	W
		Ole Miss (SF)	88-70	W
		Georgia (F)	95-68	W
1998	Atlanta	Alabama (QF)	82-71	W
		Arkansas (SF)	99-74	W
		South Carolina (F)	86-56	W
1999	Atlanta	Ole Miss (QF)	83-73	W
		Auburn (SF)	69-57	W
		Arkansas (F)	76-63	W
2000	Atlanta	Arkansas (QF)	72-86	L

YEAR	LOCATION	OPPONENT	SCORE	W/L
2001	Nashville	South Carolina (QF)	78-65	W
		Arkansas (SF)	87-78	W
		Ole Miss (F)	77-55	W
2002	Atlanta	South Carolina (QF)	57-70	L
2003	New Orleans	Vanderbilt (QF)	81-63	W
		Auburn (SF)	78-58	W
		Mississippi State (F)	64-57	W
2004	Atlanta	Georgia (QF)	69-60	W
		South Carolina (SF)	78-63	W
		Florida (F)	89-73	W
2005	Atlanta	Tennessee (QF)	76-62	W
		LSU (SF) [OT]	79-78	W
		Florida (F)	53-70	L
2006	Nashville	Ole Miss (1st)	71-57	W
		Alabama (QF)	68-61	W
		South Carolina (SF)	61-65	L
2007	Atlanta	Alabama (1st)	79-67	W
		Mississippi St.(QF)[OT]	82-84	L
2008	Atlanta	Georgia(QF)[OT]	60-56	L
2009	Tampa	Mississippi (1st)	71-58	W
		LSU (QF)	58-67	L
2010	Nashville	Alabama (QF)	73-67	W
		Tennessee (SF)	74-45	W
		Mississippi St. (F)	75-74 ^{OT}	W
2011	Atlanta	Ole Miss (QF)	75-66	W
		Alabama (SF)	72-58	W

YEAR	LOCATION	OPPONENT	SCORE	W/L
2012	New Orleans	Florida (F)	70-54	W
		LSU (QF)	60-51	W
2013	Nashville	Florida (SF)	74-71	W
		Vanderbilt (F)	71-64	L
2013	Nashville	Vanderbilt (QF)	64-48	L
2014	Atlanta	LSU (QF)	85-67	W
		Georgia (SF)	70-58	W
2015	Nashville	Florida (F)	61-60	L
		Florida (QF)	64-49	W
		Auburn (SF)	91-67	W
2016	Nashville	Arkansas (F)	78-63	W
		Alabama (QF)	85-59	W
		Georgia (SF)	93-80	W
		Texas A&M (F)	82-77 ^{OT}	W

* As part of sanctions imposed upon the UK basketball program in 1989, the NCAA ordered Kentucky to erase from the record three NCAA tournament games from the 1987-88 season. The presidents of the Southeastern Conference institutions voted to strip Kentucky of the 1987-88 SEC regular season and SEC Tournament championships. Kentucky was not forced to forfeit any of those regular season or tournament games.



John Wall, Patrick Patterson and the 2009-10 Wildcats celebrate the 2010 SEC Tournament title.

KENTUCKY IN THE NATIONAL RANKINGS

YEAR	PS	1	2	3	4	5	6	7	8	9	10	11	12	13	14	15	16	17	18	*DATES	
1948-49		2	2	1	1	1	1	1	1											1/20-3/8	
1949-50		2	2	5	4	6	7	5	5	4	3									1/5-3/7	
1950-51		1	1	3	3	2	1	1	1	1	1	1	1							12/19-3/7	
1951-52		1	2	1	4	3	3	3	1	1	1	1	1	1						12/11-3/4	
1952-53	% - Not Applicable																				
1953-54		2	2	2	1	1	1	1	1	1	1	2	2	1	1	1				12/8-3/23	
1954-55		2	2	1	1	1	1	1	1	1	2	2	2	2	2					12/7-3/8	
1955-56		2	12	9	13	6	5	4	3	8	7	7	8	12	9					12/6-3/6	
1956-57		3	7	3	3	3	4	5	4	3	3	3	3	3	3					12/11-3/12	
1957-58		3	5	9	10	9	9	9	8	12	12	13	12	9	9					12/10-3/11	
1958-59		2	2	1	1	1	2	1	1	1	1	3	1	1	2					12/9-3/9	
1959-60		13	13	-	17	16	15	-	-	-	-	-	-	-						12/12-3/8	
1960-61		20	-	19	-	-	-	-	-	-	-	-	-	-						12/13-3/7	
1961-62		-	-	6	3	3	2	2	2	2	3	4	4	3						12/19-3/13	
1962-63		3	9	-	9	5	6	-	-	-	-	-	-	-	-	-				12/4-3/12	
1963-64		9	5	2	2	1	2	4	5	4	3	3	2	3	4					12/10-3/10	
1964-65		11	9	8	-	-	-	-	-	-	-	-	-	-	-					12/8-3/9	
1965-66		-	-	-	10	5	2	2	2	2	1	1	1	1	1					12/7-3/8	
1966-67		3	3	4	-	-	-	-	-	-	-	-	-	-	-					12/6-3/7	
1967-68		-	9	4	7	6	5	4	8	9	10	8	8	5	5	4	5			12/5-3/12	
1968-69		3	3	4	4	4	3	7	5	5	5	4	4	6	6	7				12/3-3/4	
1969-70		2	1	1	1	1	2	2	2	2	3	3	2	1	2	1				12/9-3/10	
1970-71		3	5	3	7	8	11	10	t12	11	8	8	12	10	8	8				12/8-3/16	
1971-72		10	7	7	11	12	19	15	-	-	-	-	17	18	-	-	18			12/7-3/14	
1972-73		13	8	-	-	-	-	-	-	-	-	-	-	-	t19	17				12/5-3/13	
1973-74		10	10	-	-	-	-	-	-	-	-	-	-	-	-	-	-	-	-	12/4-3/27	
1974-75		16	15	-	20	17	9	7	10	11	5	5	4	7	4	6	6	5	2	2	12/3-4/2
1975-76		6	7	14	20	18	-	-	-	-	-	-	-	-	-	-	-	-	-	12/2-3/16	
1976-77		6	4	3	7	6	3	2	6	6	3	3	2	2	2	6	3			11/30-3/15	
1977-78		2	1	1	1	1u	1u	1u	1u	1u	1	1	3	2	1	1	1			11/29-3/13	
1978-79		11	10	10	6	11	13	9	17	-	-	-	-	-	-	-	-			11/28-3/13	
1979-80		2	5	5	3	2	2	4	6	5	3	6	5	3	2	4				12/4-3/4	
1980-81		1	2	2	2	2	5	4	3	6	7	6	11	10	9	7	8			12/2-3/10	
1981-82		3	2	2	2	2	4	3	6	9	7	9	12	10	7	15	15			12/1-3/9	
1982-83		4	3	2	2	2	3	3	6	11	10	15	13	11	10	7	10	12		11/30-3/15	
1983-84		2	1	2	2	2	2	2	3	3	3	6	6	4	3	3	3			11/29-3/13	
1984-85		18	-	-	-	-	-	-	-	-	-	-	-	-	-	-	-	-	-	11/27-3/12	
1985-86		11	10	9	9	13	13	12	11	11	11	8	12	11	8	5	3	3		11/26-3/11	
1986-87		11	13	19	18	18	11	9	-	-	-	-	-	-	-	-	-			12/2-3/10	
1987-88		5	2	1	1	2	2	1	5	4	9	10	10	9	12	8	6	6		12/1-3/15	
1988-89		-	-	-	-	-	-	-	-	-	-	-	-	-	-	-	-	-	-	11/22-3/14	
1989-90		-	-	-	-	-	-	-	-	-	-	-	-	-	-	-	-	-	-	11/22-3/14	
1990-91		-	-	25	18	18	18	16	11	9	8	10	10	16	12	13	10	9		11/27-3/12	
1991-92		4	13	14	9	8	17	17	15	10	8	14	19	19	13	11	10	9	6	11/25-3/16	
1992-93		5	5	5	3	3	3	3	2	1	4	4	2	2	2	5	4	2		11/23-3/15	
1993-94		2	2	1	6	5	5	5	4	8	7	9	7	4	11	7	7	10	7	11/22-3/14	
1994-95		4	4	3	7	6	5	5	8	7	5	5	6	5	4	6	5	3	2	11/21-3/13	
1995-96		1	1	1	5	5	4	2	2	2	2	2	2	2	2	1	1	2		11/20-3/12	
1996-97		3	8	8	6	3	3	3	3	3	5	3	3	3	4	3	3	6	5	11/19-3/11	
1997-98		8	9	8	7	4	4	4	6	6	6	7	7	8	7	8	7	7	5	11/18-3/10	
1998-99		4	4	4	8	5	3	3	7	6	6	7	6	5	8	6	13	14	8	11/15-3/8	
1999-00		14	14	11	13	23	-	-	-	25	20	18	16	14	11	19	18	22	16	19	11/15-3/13
2000-01		12	20	22	-	-	-	-	-	-	-	-	-	-	22	13	15	15	9	11/13-3/12	
2001-02		4	-	10	13	11	9	7	6	6	8	12	8	10	7	10	12	11	12	16	11/12-3/11
2002-03		17	17	15	18	12	18	14	20	18	16	8	7	6	3	2	2	2	2	1	11/18-3/17
2003-04		11	10	10	9	8	2	2	8	7	5	9	5	9	8	9	9	9	8	2	11/17-3/15
2004-05		9	9	8	8	10	9	8	8	8	9	8	7	6	5	3	5	3	4	7	11/15-3/14
2005-06		9	8	7	10	15	23	19	18	19	-	-	-	-	-	-	-	-	-	-	11/14-3/13
2006-07		22	22	20	-	-	-	-	-	-	-	25	-	-	20	20	-	-	-	-	11/13-3/12
2007-08		20	-	-	-	-	-	-	-	-	-	-	-	-	-	-	-	-	-	-	11/05-3/31
2008-09		-	-	-	-	-	-	-	-	-	24	-	-	-	-	-	-	-	-	-	11/17-3/16





John Calipari has led four of his six Kentucky teams to the No. 1 ranking in the Associated Press Top 25 poll.

YEAR	PS	1	2	3	4	5	6	7	8	9	10	11	12	13	14	15	16	17	18	*DATES
2009-10	4	4	5	5	4	3	3	3	3	2	2	1u	4	3	2	2	3	2	-	11/16-3/15
2010-11	11	12	8	10	17	17	13	11	10	13	12	14	10	18	22	22	20	15	11	11/15-3/14
2011-12	2	2	2	1	1	3	3	3	2	2	2	1	1	1	1	1	1	1	1	11/14-3/12
2012-13	3	3	8	8	-	-	-	-	-	-	-	-	-	-	25	-	-	-	-	11/5-3/18
2013-14	1	1	4	3	3	11	18	15	14	13	14	11	18	14	18	17	25	-	-	11/4-3/17
2014-15	1	1	1	1	1u	1u	1u	1u	1u	1	1	1	1u	1u	1u	1u	1u	1u	1u	11/10-3/9
2015-16	2	2	1	1	5	4	12	10	9	14	23	20	20	22	14	16	22	16	10	11/2-3/14

Note: AP polls were ranked 1-20 until 1989-90, when they were changed to the top 25. Release dates and the number of weekly rankings per season varied from year-to-year.
 * Dates do not include preseason rankings • PS - Preseason rankings (started in 1962); % - UK was suspended from play by the NCAA; u - Unanimous

KENTUCKY FINISHES IN NATIONAL RANKINGS

AP TOP-10 FINISHES

1.	Kentucky	42
2.	Duke	35
	North Carolina	35
4.	Kansas	28
5.	UCLA	25
6.	Indiana	17
7.	Ohio State	16
8.	Louisville	15
9.	Arizona	14
	Notre Dame	14

AP NO. 1 FINISHES

1.	Kentucky	10
2.	UCLA	8
3.	Duke	7
4.	North Carolina	6
5.	Ohio State	4
6.	Indiana	3
	Kansas	3


*COACHES' TOP-10 FINISHES

1.	Kansas	16
2.	Duke	14
3.	Kentucky	13
5.	North Carolina	12
6.	Arizona	11
	Connecticut	11
	Michigan State	11
9.	Louisville	9
10.	Florida	8

*COACHES' NO. 1 FINISHES

1.	Connecticut	4
2.	Duke	3
	Kentucky	3
4.	Florida	2
	North Carolina	2

*Final poll began being released in 1994



Kentucky 76, Ohio 73

Nov. 28, 1989

LEXINGTON, Ky — The long-awaited debut of Coach Rick Pitino and the Wildcats was worth waiting for as Reggie Hanson scored 24 points and UK held off the Bobcats.

Ohio	30	43	—	73
Kentucky	44	32	—	76

Kentucky 100, LSU 95

Feb. 15, 1990

LXINGTON, Ky — Described by many as one of the most exciting games ever played at Rupp Arena, the Wildcats burst out to an early lead and then held off Chris Jackson and the Tigers.

LSU	36	59	—	95
Kentucky	48	52	—	100

Kentucky 90, Florida 74

Feb. 23, 1991

LXINGTON, Ky — Kentucky beat the Gators to become one of two schools (along with North Carolina) to win 1,500 basketball games.

Kentucky	37	53	—	90
Florida	29	45	—	74

Kentucky 114, Auburn 93

March 2, 1991

LXINGTON, Ky — Before the then-largest crowd in Rupp Arena history, the Wildcats closed out the 1990-91 season with a 22-6 overall record. Although UK was ineligible for the SEC title because of probation, the Wildcats secured the best record in the league (14-4) with the win over Auburn. A ceremony and parade followed.

Auburn	43	50	—	93
Kentucky	65	49	—	114

Kentucky 80, Alabama 54

March 15, 1992

BIRMINGHAM, Ala. — Kentucky roared back from a 32-29 halftime deficit to crush Alabama, 80-54, and take the SEC Tournament championship after being banned from the event for two years.

Kentucky	29	51	—	80
Alabama	32	22	—	54

Duke 104, Kentucky 103 (OT)

March 28, 1992

PHILADELPHIA — In what many called the “greatest NCAA Tournament game ever played,” Kentucky took top-ranked defending champion Duke to overtime before a desperation shot by Christian Laettner sent the Blue Devils to the Final Four.

Kentucky	45	48	10	—	103
Duke	50	43	11	—	104

Kentucky 106, Florida St. 81

March 27, 1993

CHARLOTTE, N.C. — Kentucky beat Florida State to advance to the NCAA Final Four in New Orleans. The victory completed a string of four games in which the Wildcats blitzed their Southeast Region opponents by an average of 31.0 points — the largest margin of victory by a team through four games en route to the Final Four.

Florida St.	46	35	—	81
Kentucky	54	52	—	106

Michigan 81, Kentucky 78 (OT)

April 3, 1993

NEW ORLEANS — Kentucky faced Michigan in the NCAA semifinals, marking UK’s 10th Final Four appearance. An 81-78 overtime loss to the Wolverines ended the Cats’ season at 30-4 and marked All-American Jamal Mashburn’s last game in UK blue.

Kentucky	35	36	7	—	78
Michigan	40	31	10	—	81

Kentucky 99, LSU 95

Feb. 15, 1994

BATON ROUGE, La. — Trailing by 31 points with 15:34 remaining in the game, the Wildcats went on a tear. They hit 11 3-pointers and outscored the Tigers 62-27 during the final 15:34. UK’s 99-95 win marked the greatest comeback in school history.

Kentucky	32	67	—	99
LSU	48	47	—	95

Kentucky 73, Florida 60

March 13, 1994

MEMPHIS, Tenn. — Kentucky faced Florida for the second time in 11 days, and for the second time, the Wildcats beat the Gators. The triumph in Memphis gave UK its third consecutive SEC Tournament title and improved the Pitino-era SEC Tourney mark to a perfect 9-0.

Kentucky	33	40	—	73
Florida	27	33	—	60

Kentucky 95, Arkansas 93 (OT)

March 12, 1995

ATLANTA — Kentucky repeatedly clawed its way back in the SEC Tournament final — finding itself trailing by 19 in the first half, 12 points with nine minutes left in the second half and nine points with 1:33 remaining in overtime.

Kentucky	44	36	15	—	95
Arkansas	50	30	13	—	93

Kentucky 81, Massachusetts 74

March 30, 1996

EAST RUTHERFORD, N.J. — In a rematch from an early season loss, the Wildcats fought off a late rally in the national semifinals to advance to the championship game for the first time in 18 years.

Kentucky	36	45	—	81
UMass	28	46	—	74

Kentucky 76, Syracuse 67

April 1, 1996

EAST RUTHERFORD, N.J. — Behind an NCAA title game record-tying seven 3-pointers from Tony Delk, UK won its sixth national title.

Kentucky	42	34	—	76
Syracuse	33	34	—	67

Arizona 84, Kentucky 79 (OT)

March 31, 1997

INDIANAPOLIS — Trying to become the second team in 24 years to repeat as national champion, Ron Mercer and Anthony Epps nailed 3-pointers inside the last minute to force overtime. But with four Wildcats fouling out, Arizona outscored UK in the extra period in Rick Pitino’s final game as coach at Kentucky.

Arizona	33	41	10	—	84
Kentucky	32	42	5	—	79

Kentucky 86, Duke 84

March 22, 1998

ST. PETERSBURG, Fla. — The Wildcats fell behind by 18 points in the first half and by 17 points with 9:38 remaining in the game before avenging a 1992 loss to the Blue Devils. Cameron Mills’ 3-pointer with 2:15 left gave UK its first lead, 80-79, before Scott Padgett’s trey with 39.4 seconds remaining broke an 81-81 tie as Kentucky advanced to the Final Four for the third consecutive year.

Kentucky	39	47	—	86
Duke	49	35	—	84

Kentucky 86, Stanford 85 (OT)

March 28, 1998

SAN ANTONIO — Kentucky rallied from a 10-point second-half deficit, then grabbed a five-point overtime lead, before fending off the Cardinal to advance to the title game for the third straight season. Jeff Sheppard canned three long-range 3-pointers — two in the final three minutes and one in overtime — en route to a career-high 27 points.

Stanford	37	36	12	—	85
Kentucky	32	41	13	—	86

Kentucky 78, Utah 69

March 30, 1998

SAN ANTONIO — After being outbounded 24-6 in the first half and trailing 41-31 at the break, the “Comeback Cats” charged from behind to win the school’s seventh national title, its second in three years. It was the largest halftime deficit overcome in a title game.

Utah	41	28	—	69
Kentucky	31	47	—	78



Aaron Harrison sent UK to the Final Four with late-game heroics in 2014.





Kentucky 103, Maryland 91

Dec. 12, 1998
LEXINGTON, Ky — The senior trio of Heshimu Evans, Scott Padgett and Wayne Turner combined to tally 73 points, 22 rebounds and 14 assists as the fifth-ranked Cats knocked off the No. 2 Terrapins, ending their 13-game win streak.

Maryland	41	50	—	91
Kentucky	54	49	—	103

Kentucky 82, Louisville 62

Dec. 29, 2001
LEXINGTON, Ky — Rick Pitino returned to Rupp Arena for the first time as coach of archrival Louisville but watched as Tayshaun Prince scored a game-high 18 points as UK won by 20. UK dedicated the new playing floor as “Cawood’s Court” before chants of “Tub-by, Tub-by” filled the arena throughout the game.

Kentucky	36	46	—	82
Louisville	32	30	—	62

Kentucky 70, Florida 55

Feb. 4, 2003
LEXINGTON, Ky — Florida came to Lexington sporting a No. 1 ranking for the first time in school history, but the Gators were quickly stifled by UK’s defense. The Wildcats were able to jump out to a 23-point lead at halftime, which grew to as much as 29 points during the final half as a Rupp Arena-record crowd of 24,459 watched UK earn the 70-55 victory.

Kentucky	45	23	—	70
Florida	22	33	—	55

Kentucky 79, Michigan St. 74

Dec. 13, 2003
DETROIT — A basketball world-record crowd of 78,129 watched No. 8 Kentucky beat No. 21 Michigan State at Ford Field. Unlike basketball games at domes that have attracted 40,000-plus fans, the court was not tucked into an end zone, but instead placed on the 50-yard line in the Detroit Lions’ home stadium — a true site to see.

Kentucky	49	30	—	79
Michigan St.	43	31	—	74

Kentucky 90, Tennessee 72

Jan. 13, 2009
KNOXVILLE, Tenn. — Jodie Meeks had a night to remember when he broke the UK single-game scoring record scoring 54 points in leading the Wildcats to victory. Meeks finished the night 15 of 22 from the field (10 of 15 from 3-point range) and 14 for 14 from the free-throw line.

Kentucky	41	49	—	90
Tennessee	37	35	—	72

Kentucky 75, Morehead St. 59

Nov. 13, 2009
LEXINGTON, Ky — The Wildcats kicked off the John Calipari era in emphatic style with a 16-point win over the Eagles. Leading a highly-touted recruiting class, freshman Eric Bledsoe scored 24 points while starting in place of John Wall.

Morehead State	25	34	—	59
Kentucky	33	42	—	75

Kentucky 88, Drexel 44

Dec. 21, 2009
LEXINGTON, Ky — Kentucky became the first program in college basketball history to reach the 2,000-win plateau. The Wildcats defeated Drexel 88-44 to achieve the milestone.

Drexel	20	24	—	44
Kentucky	56	32	—	88

Kentucky 62, Ohio State 60

March 25, 2011
NEWARK, N.J. — Kentucky knocked off No. 1 overall seed Ohio State in the Sweet 16. Brandon Knight’s jumper with five seconds remaining led the fourth-seeded Wildcats over the top-seeded Buckeyes.

Kentucky	30	32	—	62
Ohio State	30	30	—	60

Kentucky 76, North Carolina 69

March 27, 2011
NEWARK, N.J. — Kentucky’s Elite Eight victory over North Carolina sent the Wildcats to their first Final Four in 13 years. Brandon Knight led UK with 22 points as the Cats advanced to the Final Four on a 10-game win streak.

Kentucky	38	38	—	76
North Carolina	30	39	—	69

Kentucky 69, Louisville 61

March 31, 2012
NEW ORLEANS — Kentucky and Louisville met in the Final Four for the first time in history. Behind an 18-point, 14-rebound, five-block effort from Anthony Davis, the Wildcats defeated the Cardinals for the second time in the season.

Louisville	28	33	—	61
Kentucky	35	34	—	69

Kentucky 67, Kansas 59

April 2, 2012
NEW ORLEANS — Kentucky claimed the eighth national title in program history with its second defeat of Kansas in the season. Doron Lamb led all scorers with 22 points, while Anthony Davis pulled down 16 rebounds, blocked six shots and dished out five assists.

Kansas	27	32	—	59
Kentucky	41	26	—	67

Kentucky 87, Ole Miss 74

Jan. 29, 2013
OXFORD, Miss. — Freshman Nerlens Noel set the single-game UK blocks record with 12 swats in an upset of No. 16 Ole Miss in 2013. Noel logged six of those blocks after registering his fourth foul in the game.

Kentucky	37	50	—	87
Ole Miss	38	36	—	74

Kentucky 78, Wichita State 76

March 23, 2014
ST. LOUIS — Kentucky came back from a double-digit deficit to knock off No. 1 seed and undefeated Wichita State in one of the greatest games ever played to advance to the Sweet 16.

Kentucky	31	47	—	78
Wichita St.	37	39	—	76

Kentucky 75, Michigan 72

March 30, 2014
INDIANAPOLIS — Freshman Aaron Harrison knocked down a 3-pointer with less than four seconds remaining to propel the Wildcats to their 16th Final Four in school history.

Kentucky	37	38	—	75
Michigan	37	35	—	72

Kentucky 74, Wisconsin 73

April 5, 2014
ARLINGTON, Texas — Freshman Aaron Harrison provided heroics once again by knocking down a 3-pointer from nearly the identical spot as his previous game winner with less than 10 seconds remaining to lift UK to the national championship game with five freshman starters. Kentucky won its fifth straight game by five points or less.

Kentucky	36	38	—	74
Wisconsin	40	33	—	73

Kentucky 67, Florida 50

March 7, 2015
LEXINGTON, Ky — Already off to the best start in school and SEC history, the Wildcats put an exclamation point on a historic regular season with a perfect 31-0 record. The Wildcats became the first team from a power five conference to go undefeated in the regular season since Indiana did so in 1976. UK also marched through the SEC with an undefeated mark for the 15th time in school history and set a Rupp Arena record with 19 wins.

Florida	27	23	—	50
Kentucky	30	37	—	67

Kentucky 68, Notre Dame 66

March 28, 2015
CLEVELAND — Calling on their late-game heroics of a season ago, the Wildcats held off a hungry Notre Dame squad thanks to Karl-Anthony Towns’ dominating post play, Andrew Harrison’s late-game free throws and Willie Cauley-Stein’s last-second defense. With the win, UK advanced to its fourth Final Four in the last five seasons while becoming the first team in the history of college basketball to start a season 38-0.

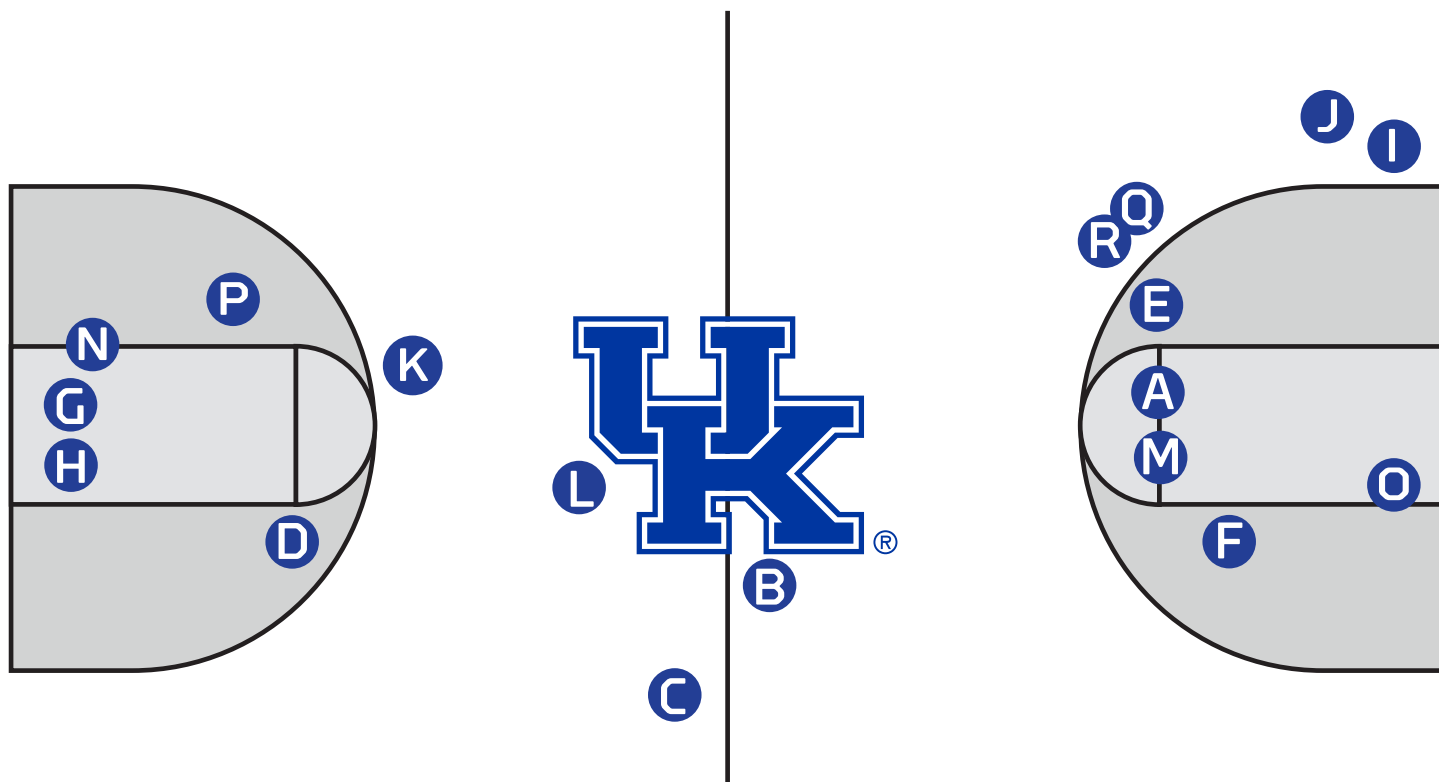
Notre Dame	31	35	—	66
Kentucky	31	37	—	68

Wisconsin 71, Kentucky 64

April 4, 2015
INDIANAPOLIS — Seeking revenge from the 2014 Final Four loss to the Wildcats, Wisconsin ended Kentucky’s pursuit of perfection when UK shockingly let a late four-point lead slip away. The Wildcats twice rallied from deficits of eight points or more but ultimately came up short, ending the season 38-1, one game short of the national championship.

Wisconsin	36	35	—	71
Kentucky	36	28	—	64

BIGGEST SHOTS



A. Ralph Beard

March 20, 1946 vs. Rhode Island

This free throw with 43 seconds left gave Adolph Rupp his first national title, 46-45.

B. Ralph Beard

Feb. 14, 1948 vs. Tennessee

The buzzer-beater is still one of the longest shots (52.5 feet) in UK history.

C. Vernon Hatton

Dec. 7, 1957 vs. Temple

Hatton's 47-foot bomb from midcourt tied the game at the end of the first overtime.

D. Terry Mobley

Dec. 31, 1963 vs. Duke

Mobley's shot, with seven seconds left, propelled UK past No. 1 Duke, 81-79.

E. Kyle Macy

Feb. 24, 1980 vs. LSU

Macy's jumper gave the Cats the 1980 SEC crown, 76-74 in overtime.

F. Kenny Walker

March 10, 1984 vs. Auburn

The sophomore's 15-footer at the buzzer defeated Charles Barkley's squad for the SEC tourney title.

G. Cedric Jenkins

Dec. 12, 1987 vs. Louisville

Jenkins' tip-in gave UK a 76-75 win against its arch rival.

H. Jeff Brassow

Dec. 23, 1993 vs. Arizona

Brassow tipped in a Rodrick Rhodes' miss as UK won the Maui Invitational, 93-92.

I. Walter McCarty

Feb. 15, 1994 vs. LSU

McCarty's 3-pointer capped a 31-point comeback against the Tigers.

J. Tony Delk

April 1, 1996 vs. Syracuse

His 3-pointer was part of a four-point play that lifted UK to its sixth NCAA title.

K. Scott Padgett

March 22, 1998 vs. Duke

The 3-pointer broke an 81-81 tie with 39.4 seconds left and capped a 17-point comeback.

L. Tayshaun Prince

Dec. 8, 2001 vs. North Carolina

This nearly 30-foot 3-point field goal from just inside the mid-court logo capped five consecutive 3-pointers by Prince to open the game.

M. Patrick Sparks

Dec. 18, 2004 at Louisville

Sparks' three free throws with no time remaining helped UK overcome a 16-point halftime deficit for a 60-58 win.

N. DeMarcus Cousins

March 14, 2010 vs. Mississippi State

Cousins' tip-in at the buzzer sent the game in overtime en route to UK's 26th SEC tourney title.

O. Brandon Knight

March 17, 2011 vs. Princeton

Knight's driving layup with two seconds remaining lifts UK to a 59-57 win in its NCAA tourney opener.

P. Brandon Knight

March 25, 2011 vs. Ohio State

Knight knocked down a jumper with five seconds remaining to beat No. 1 and top-seeded Ohio State 62-60 to advance to the Elite Eight.

Q. Aaron Harrison

March 30, 2014 vs. Michigan

Harrison hit a 3-pointer with less than four seconds remaining to beat No. 7 Michigan, 75-72, and advance to the Final Four.

R. Aaron Harrison

April 5, 2014 vs. Wisconsin

Harrison's heroics yet again lifted UK to the national championship game with a win over Wisconsin with a 3-pointer from nearly the identical spot as the one he hit against Michigan.



UNPARALLELED TRADITION

FEB. 18, 1903

State College (Kentucky) records its first win, an 11-10 decision over Lexington YMCA. The Wildcats finish the first season with a 1-2 record.

FEB. 18, 1909

With a 28-23 win over Cincinnati, Kentucky clinches its first winning season in school history. Following a "Senior Day" loss to Central University, the Wildcats end the year with a 5-4 record.

JANUARY 1910

E. R. Sweetland signs a three-year pact as State's director of athletics and its first basketball coach.

MARCH 1, 1912

Kentucky defeats Georgetown College, 19-18, to complete the season with a perfect 9-0 record and earn its first title as Southern champions.

MARCH 1, 1921

Kentucky upsets Tulane, Mercer, Mississippi A&M and Georgia to win the first Southern Intercollegiate Athletic Association basketball championship. Hundreds of Wildcats fans await "play-by-play" via telegraph and greet the team's train with a celebration and parade in downtown Lexington. It is believed to be the first college basketball tournament ever played.

SPRING 1921

Basil Hayden becomes UK's first All-America basketball player.

JAN. 26, 1921

The Wildcats beat Cincinnati, 26-19, for their 100th victory in program history.

DEC. 13, 1924

The Wildcats defeat Cincinnati in their first game in the new 2,800-seat, \$100,000 Alumni Gymnasium.

MARCH 21, 1930

A Freeport, Illinois, high school coach named Adolph Rupp is named head basketball coach at the University of Kentucky.

DEC. 18, 1930

UK defeats Georgetown College, 67-19, for the first of Adolph Rupp's 876 victories.

FEB. 28, 1933

UK wins the first Southeastern Con-

ference Tournament championship by defeating Mississippi State, 46-27, in Atlanta.

FEB. 17, 1934

UK establishes a national record with its 23rd consecutive win (47-27 over Vanderbilt). Near riot erupts as fans vie for seats in Alumni Gym.

FEB. 14, 1938

Joe Hagan's 48-foot shot with 12 seconds left lifts the Wildcats over Marquette, 35-33. After the game, Gov. A. B. "Happy" Chandler pounds a nail into the floor to mark the spot where the shot was taken.

MARCH 20, 1942

After winning its sixth SEC championship, UK wins its first NCAA Tournament game, 46-44, over Illinois.

MARCH 20, 1946

UK wins Rupp's first national title with a 46-45 victory over Rhode Island.

MARCH 24, 1947

Before a Madison Square Garden record crowd of 18,493, Wat Misaka holds Ralph Beard to two points and Utah ends the Wildcats' bid for back-to-back NIT championships.

MARCH 23, 1948

Adolph Rupp's "Fabulous Five" wins UK's first NCAA championship, 58-42, over Baylor. The team is met in Lexington by 15,000 fans and given a parade on a fire truck.

AUG. 13, 1948

The U.S. Olympic basketball team, featuring Kentucky's "Fabulous Five," wins the gold medal by defeating France, 64-21, at Wembley Stadium in London.

MARCH 8, 1949

Kentucky ends the year ranked No. 1 in the first season of the Associated Press basketball poll.

MARCH 26, 1949

UK wins its second consecutive NCAA championship, defeating Oklahoma A&M, 46-36, in Seattle.

DEC. 1, 1950

UK plays its first game in the new, \$3.9 million, 11,500-seat Memorial Coliseum. Skeptics label the building a "white elephant."

MARCH 27, 1951

UK wins its third NCAA title, defeating Kansas State, 68-58, in the finals in Minneapolis.

1952-53

UK's season is suspended by the NCAA.

DEC. 5, 1953

Cawood Ledford broadcasts his first game as the radio "Voice of the Wildcats."

MARCH 9, 1954

Kentucky beats LSU, 63-56, in an SEC playoff game to cap a perfect 25-0 season and finish with the nation's No. 1 ranking.

JAN. 8, 1955

Fans are stunned as Georgia Tech defeats UK, 59-58, in Memorial Coliseum, ending a 129-game home winning streak that still stands as a national record.

DEC. 7, 1957

What was then referred to as "the longest game in UK history" proves fruitful for the Wildcats as they defeat Temple 85-83 in three overtimes. Vernon Hatton scores UK's final six points, including a half-court shot, to edge the Owls

MARCH 21, 1958

In the Wildcats' first game in Freedom Hall, Vernon Hatton's layup with 17 seconds left pushes the Wildcats past Temple, 61-60, and into the NCAA championship game.

MARCH 22, 1958


UK wins its fourth NCAA title by defeating Seattle, 84-72, in Louisville. The "Fiddlin' Five" is led by Vernon Hatton's 30 points. The win gives Rupp his most coveted title, the one he vowed to win after the NCAA had suspended UK's 1953 season.

MARCH 19, 1966

In one of the biggest upsets in NCAA Tournament history, top-ranked UK, featuring "Rupp's Runts," loses in the NCAA championship game, 72-65, to Texas Western.

JAN. 27, 1968

At the time, it was believed that Adolph Rupp became college basketball's all-time winningest coach when the Wildcats overcome a record-setting 52-point performance by LSU's Pete Maravich to defeat the Tigers, 121-95. Years later, it is discovered that he had achieved that feat on Feb. 18, 1967, with a 103-74 win over Mississippi State.



Vernon Hatton hit one of the most memorable shots in Kentucky basketball history when he sunk a shot from half court in a triple-overtime win over Temple on Dec. 7, 1957.

JAN. 18, 1969

On the road against its longtime rival, UK becomes the first team in college basketball history to win 1,000 games, defeating Tennessee, 69-66.

JUNE 9, 1969

Tom Payne, a 7-foot All-American from Louisville, Kentucky, becomes the first black player to sign with the University of Kentucky.

FEB. 28, 1970

Dan Issel becomes UK's first player to score 2,000 career points as UK defeats Vanderbilt, 90-86.

MARCH 14, 1970

Dan Issel scores his 2,138th point, etching his name into the record books as UK's all-time leading scorer. The top-ranked Wildcats are upset by Jacksonville, 106-100, in the NCAA Tournament.

MARCH 18, 1972

Adolph Rupp coaches his last game at UK, a 73-54 loss to Florida State in the NCAA Tournament.

DEC. 2, 1972

Joe B. Hall coaches his first game as head coach at UK, a 75-66 win at Michigan State. UK goes on to win the SEC championship and finish 22-8 during Hall's inaugural season.

MARCH 22, 1975

UK upsets undefeated Indiana in the Midwest Regional semifinals to earn a trip to the Final Four. Before the title game with UCLA, legendary coach John Wooden announces his retirement. The Bruins go on to defeat UK, 92-85, on March 31.

MARCH 8, 1976

Jack Givens keys a late rally as UK outlasts Mississippi State, 94-93, in overtime, in the last game played at Memorial Coliseum.

MARCH 21, 1976

UK wins its second NIT championship by defeating North Carolina-Charlotte, 71-67, in New York.

Nov. 27, 1976

UK defeats Wisconsin, 72-64, in the new 23,000-seat, \$53 million Rupp Arena. Rick Robey scores the first field goal in Rupp with 19:30 left to play in the first half.

DEC. 10, 1977

As top-ranked UK is defeating Kansas on "Adolph Rupp Night" in Allen Field House on Naismith Drive in Law-

rence, Kansas, Rupp dies. Thousands participate in the funeral procession in Lexington.

MARCH 27, 1978

Jack "Goose" Givens scores 41 points as UK wins its fifth NCAA championship, 94-88, over Duke in St. Louis. More than 10,000 fans greet the team at Blue Grass Airport and 15,000 more celebrate at Memorial Coliseum.

MARCH 26, 1983

In the first meeting between the schools in 24 years, Louisville defeats UK 80-68 in overtime to earn a trip to the Final Four.

MARCH 31, 1984

Georgetown outscores UK 23-2 at the start of the second half to defeat the Wildcats, 53-40, in the NCAA semifinal game in Seattle.

MARCH 22, 1985

Joe B. Hall announces his retirement after UK loses to St. John's, 86-70, in the NCAA West Regional in Denver.

Nov. 22, 1985

Eddie Sutton coaches his first game at Kentucky, a 77-58 win over Northwestern (Louisiana) State.

DEC. 29, 1986

Following the Wildcats' 85-51 win at Louisville on Dec. 27, more than 19,000 fans fill Freedom Hall for a Kentucky practice to usher in the era of school-boy legend Rex Chapman.

MARCH 10, 1989

Kentucky finishes the year with a 13-19 record, its first losing mark in 61 seasons.

MARCH 19, 1989

In the wake of an NCAA investigation, Eddie Sutton resigns as UK basketball coach.

MAY 19, 1989

The NCAA places Kentucky's basketball program on probation.

JUNE 2, 1989

Rick Pitino is named head basketball coach at Kentucky.

JUNE 13, 1990

Rick Pitino makes history by naming Bernadette Locke, a former assistant for the Georgia Lady Bulldogs basketball team, to his coaching staff at Kentucky.

MARCH 2, 1991

Before a crowd of 24,310 at Rupp Arena, Kentucky defeats Auburn, 114-93,

to claim the best record in the SEC and end its two-year probation.

MARCH 15, 1992

Eligible for postseason play for the first time in three years, Kentucky dominates Alabama, 80-54, to take its 16th SEC Tournament championship.

MARCH 28, 1992

In what many call the "best NCAA Tournament game ever," Kentucky takes defending NCAA champion Duke into overtime before losing 104-103 in the East Regional finals in Philadelphia. A last-second shot by Christian Laettner sends Duke to the Final Four and breaks the hearts of Wildcat fans everywhere. It is Cawood Ledford's last game as the "Voice of the Wildcats."

APRIL 3, 1993

Kentucky faces Michigan in the NCAA semifinals, marking UK's 10th Final Four appearance. An 81-78 overtime loss to the Wolverines ends Kentucky's season at 30-4 and marks All-American Jamal Mashburn's last game in UK blue.

FEB. 15, 1994

Trailing by 31 points with 15:34 remaining in the game at LSU, the Wildcats pull off a "Mardi Gras" miracle. Connecting on 11 three-pointers and outscoring the Bayou Bengals 62-27 during the final 15:34, UK storms back to a 99-95 victory, the greatest comeback in UK history.

MARCH 2, 1996

With a 101-63 victory over Vanderbilt in Rupp Arena on Senior Day, UK becomes the first team in 40 years to finish with a perfect record in the SEC, a 16-0 sweep. It marks the Wildcats' 25th win in a row, tying the school record for consecutive wins in a season. Two games later, they set the new record at 27 games.

APRIL 1, 1996

After avenging an early-season loss to UMass with a win in the NCAA semifinals two days before, UK squashes a late Syracuse rally to win its sixth national title, 76-67.

MAY 20, 1996

The championship squad makes an official visit to the White House at the invitation of President Clinton. Tony Delk and Mark Pope present President Clinton and Vice President Al Gore with UK jerseys.

MARCH 31, 1997

Despite losing its star, Derek Anderson, to a knee injury on Jan. 18, UK

returns to defend its NCAA title in the national championship game, falling in overtime to Arizona, 84-79. It would be the final game with Rick Pitino as coach.

MAY 6, 1997

Rick Pitino announces his resignation at Kentucky to take the challenge of rebuilding one of the NBA's most storied franchises, the Boston Celtics.

MAY 12, 1997

UK's director of athletics, C.M. Newton, introduces Orlando "Tubby" Smith as head coach.

Nov. 20, 1997

It is the dawning of an era as new head coaches Tubby Smith and Morehead State's Kyle Macy tip off the season in Rupp Arena. Smith wins his first game at UK, 88-49, over the former UK All-American and his Eagles.

MARCH 22, 1998

In one of the most anticipated matchups of the NCAA Tournament, UK roars back from a 17-point deficit with 9:38 remaining to defeat Duke, 86-84. The victory buries the nightmare of UK-Duke '92 and advances the Wildcats to their third straight Final Four.

MARCH 30, 1998

The "Comeback Cats" rally from a 10-point halftime deficit to defeat Utah, 78-69, winning UK's second national title in three years, its seventh overall.

SEPT. 5, 2001

After a long illness, Cawood Ledford dies at his home in Harlan, Kentucky. A planned tribute at Rupp Arena is canceled following the "9/11" terrorists attacks.

MARCH 16, 2003

After running the table in regular-season SEC play, Kentucky defeats Mississippi State, 64-57, in the finals of the SEC Tournament to secure its 24th league tourney crown and complete a 19-0 season sweep of conference opponents. It marks the first time the feat had been accomplished in 51 seasons.

APRIL 6, 2007

Billy Gillispie is named Kentucky's new head basketball coach. He is introduced to a crowd of more than 4,000 fans at a pep rally announcing his hiring. Gillispie replaces Tubby Smith, who left after 10 seasons at the helm of Kentucky basketball to become the head coach at Minnesota.





Jodie Meeks scored a record-setting 54 points vs. Tennessee on Jan. 13, 2009.

MARCH 31, 2008

Longtime Kentucky basketball manager Bill Keightley passes away at the age of 81 in Cincinnati. Affectionately known as "Mr. Wildcat," he had been associated with the Wildcats' basketball program since 1962. Keightley, manned the "Bill Keightley Equipment Room" in Memorial Coliseum. A crowd of more than 3,000 pay their respects at a tribute to Mr. Keightley held in Rupp Arena. Former players, coaches and managers travel from across the country to eulogize him.

JAN. 13, 2009

In one of the most memorable individual moments in program history, Jodie Meeks rewrites the record books in a 90-72 win at Tennessee, pouring in 54 points on 15-of-22 shooting. Meeks' historic night breaks Dan Issel's 39-year school record for most points in a single game.

APRIL 1, 2009

The University of Kentucky names John Calipari the 22nd coach in UK basketball history. Calipari vows to make Kentucky a "players-first" program.

DEC. 21, 2009

Kentucky becomes the first program in college basketball history to reach the 2,000-win plateau. The Wildcats defeat Drexel, 88-44, to achieve the milestone.

MARCH 22, 2010

John Wall, who averages 16.6 points and 6.5 assists en route to leading UK to the Elite Eight, becomes the first player in UK's illustrious history to win one of the primary national player of the year awards when he's awarded the Adolph Rupp Trophy.

JUNE 24, 2010

Kentucky makes history again when the Wildcats send five players to the first round of the NBA Draft. John Wall becomes the first No. 1 pick in program history when he is selected by the Washington Wizards with the top overall pick. DeMarcus Cousins is selected fifth by the Sacramento Kings, Patrick Patterson goes 14th to the Houston Rockets, Eric Bledsoe is picked 18th by the Oklahoma City Thunder and Daniel Orton is selected 29th by the Orlando Magic.

APRIL 2, 2011

Kentucky makes its 14th Final Four appearance in school history. The Wildcats face Connecticut in the

semifinal matchup, falling 55-56 to the eventual 2011 NCAA champion.

Nov. 11, 2011

Kentucky defeats Marist 108-58 in the season opener to secure the 34th consecutive win in Rupp Arena under John Calipari, setting a new record for consecutive wins in the building. Calipari would go on to win his first 54 games in Rupp Arena as UK's coach, the longest win streak in venue history.

MARCH 4, 2012

Kentucky closes out the 2011-12 season with a 74-59 win at Florida capping a perfect 16-0 run through the SEC. It marks the third time a UK team has gone 16-0 in league play and the first time since the 2003 squad turned the trick.

APRIL 2, 2012

The Wildcats bring home the school's eighth national championship after posting a 67-59 win over the Kansas Jayhawks. Doron Lamb leads all scorers on 7-of-12 shooting. National Player of the Year Anthony Davis tallies only six points, but he earns Final Four Most Outstanding honors after pulling down 16 rebounds.

JUNE 28, 2012

The Wildcats set an NBA Draft record with six players picked in the 2012 NBA Draft. Anthony Davis becomes the second UK player to be picked No. 1 overall.

JAN. 29, 2013

Nerlens Noel has a night for the ages, registering a school-record 12 blocked shots a victory at Ole Miss. Noel collects his fourth foul with 9:52 left in the game and then proceeds to register six blocks over the final 5:28 to help the Cats preserve an 87-74 victory over the 16th-ranked Rebels.

APRIL 7, 2014

Kentucky sparks an exciting run to the national championship game with five freshman starters. UK, playing as an eight seed, knocks off four straight top-five seeds all by five points or less to become the first team to win five games in an NCAA Tournament by such a small margin. Freshman sharpshooter Aaron Harrison hits the game-winning 3-pointer in successive victories over Louisville, Michigan and Wisconsin in the final minute of play of each contest. UK eventually loses to UConn in the title game by a 60-54 score.

MARCH 7, 2015

Playing under a two-platoon system for most of the year, the Wildcats complete the regular season 31-0 with a victory over Florida, becoming the first team from a "power five" conference to go undefeated in the regular season since Indiana did it in 1976. UK completes the SEC season with an 18-0 record and goes on to win the SEC Tournament championship, its 28th title. The Wildcats eventually post a 38-0 record to reach the Final Four, the first team in college basketball history to record such a record, before losing to Wisconsin in the national semifinals.

JUNE 25, 2015

Continuing a record-setting recent run of draft picks, six more Wildcats are selected in the 2015 NBA Draft, tying UK's own 2012 record mark. Karl-Anthony Towns becomes the third UK player in program history to go No. 1, and an NBA-record-tying four Wildcats are taken in the lottery.



VENUES

RUPP ARENA



Adolph Rupp was synonymous with winning. As coach of Kentucky, he was a pioneer in the Wildcats' fast-break offense while becoming the winningest coach the game had ever seen.

The site that now serves as a tribute to his outstanding coaching accomplishments – Rupp Arena – has become one of the most recognizable gymnasiums in the world while serving as home to college basketball's most storied program.

Now in its 41st season as the Kentucky Wildcats' home court, the facility has seen UK win nearly 90 percent of its home games since it was opened in 1976.

Long considered the mecca of college basketball, Rupp Arena received a \$16 million upgrade over the 2014-15 and 2015-16 seasons that has enhanced the fan experience and once again made it one of the premier venues in all of college basketball. The most notable updates include:

- State-of-the-art Daktronics center-hung video board
- 15mm ribbon boards
- Replaced 16mm LED corner video boards with 6mm LED video boards to produce HD quality image
- L Acoustic Line Array audio speaker system
- Total sanding and repainting of the floor to reflect UK's updated branding and logo
- New basketball goals and new shot clocks
- Added press box seating to the east side of the arena
- Replaced LED scorer's table with 6mm version and moved the old 10mm scorer's table to the

opposite side of the floor for radio broadcast seating

- Replaced static ad panels in lower four corners of the arena with LED ad panels

Following the 2012 season, the Wildcats received a \$3.1 million renovation to their locker room. Funded with private donations, the facility features the actual floor from the 2012 championship game. It has its own kitchen and dining area, as well as hot and cold tubs inlaid with the UK logo. There is also a recruiting room that is available to all 22 sports at the University of Kentucky.

Since the fall of 1976, the arena in downtown Lexington has served as home to four national championship teams at Kentucky. Six others have advanced to the Final Four. Thirteen seasons have witnessed the Cats go unbeaten at home.

It has played host to more than 600 UK games, more than 30 KHSAA Sweet Sixteens, a number of NBA exhibitions, 12 Men's NCAA Tournaments, three Southeastern Conference Tournaments and two Ohio Valley Conference Tournaments.

A new floor was installed in 2001. With so many unforgettable moments, the old floor still maintained a value to hoop fans across the Bluegrass and beyond. Therefore, officials made pieces of the relic available for public sale, with proceeds going to the UK Basketball Museum, the KHSAA and to help offset the costs of the new playing floor. Thanks to an auction of additional sections, like coaching boxes and lettered end zones, the old floor generated more than \$250,000. Midcourt of the old floor rests in the main entrance of the Lexington Center.

When assembled, the court lies 118 feet below the ceiling and is made of a high-grade northern maple. The floor can be removed and an ice rink can be constructed for ice shows or hockey games thanks to a \$2.5 million renovation during the summer of 1996.

But the playing surface is just one aspect of the impressive home of the Cats. Situated in downtown Lexington, Rupp Arena has played host to several premier basketball events. In March of 1985, all roads led to Lexington for the NCAA Final Four as Villanova shocked Georgetown in a memorable finale.

In 1986, Rupp played host to both the SEC Tournament and the NCAA Women's Final Four. On numerous other occasions, the arena has served as one stop en route to the NCAA title game. Starting in 2016, Rupp Arena will host three straight NCAA women's regional rounds.

An awesome structure in sight and scope, the arena is divided into two seating areas. The lower level features 10,000 cushioned theater seats. The upper level has 13,000 seats on epoxy-coated metal bleachers. The latter can be visually isolated to provide more natural setting for small shows.

Built by the city of Lexington, the arena is the major portion of the \$53 million Lexington Center complex, which includes an expanded convention-exhibition hall, a 50-store tri-level enclosed shopping mall and a Hyatt Regency Hotel.

In January 2001, the Wildcats began utilizing a new lights-out introduction, featuring a video presentation and indoor fireworks.

NOW IN ITS
41ST SEASON
 AS THE HOME COURT OF
KENTUCKY BASKETBALL,
 THE FACILITY HAS SEEN UK WIN NEARLY
90 PERCENT
 OF ITS HOME GAMES SINCE
 IT OPENED IN
1976.

RUPP ARENA FACTS

Capacity: 23,000

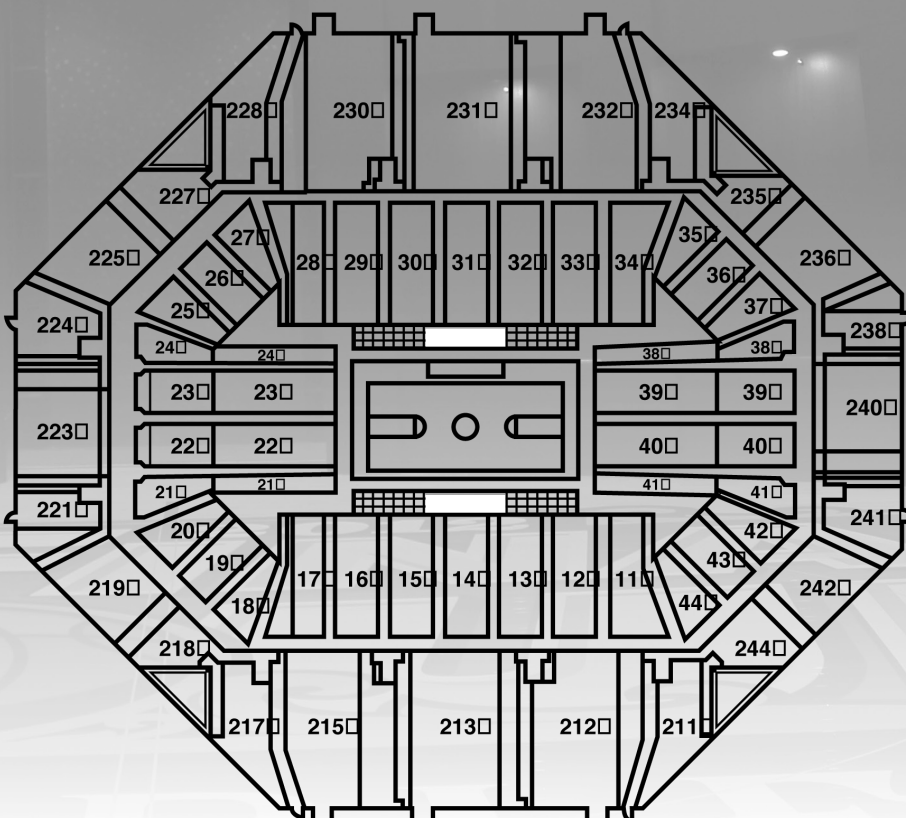
UK's record: 546-64 (.895)

Most Wins in a Season: 19 (2014-15)

Longest Winning Streak:
 54 (11/13/09 to 12/1/12)

PACKED TO THE RAFTERS

- Kentucky has led the nation in average home attendance in 18 of the last 21 seasons
- Since Rupp Arena opened for the 1976-77 season, UK has ranked either first or second in average attendance every season
- The Wildcats led the nation in average home attendance during the 2015-16 season with an average of 23,361 fans
- UK has averaged more than 23,000 fans per game in six of John Calipari's seven seasons at Kentucky



RUPP ARENA RECORDS

TEAM	KENTUCKY	OPPONENT
Points in a Game	127 vs. LSU (3-4-1995)	116, UL Lafayette (12-23-1989)
Points in a Half	68 (2nd) vs. Eastern Kentucky (12-8-1993) 68 (2nd) vs. Tennessee State (12-30-2002)	67, (2nd) UL Lafayette (12-23-1989)
Margin of Victory	74 vs. Tennessee-Martin (11-26-1994)	35, LSU (1-18-1987)
Field Goals Made	49 vs. Kentucky State (12-15-2001)	41, UL Lafayette (12-23-1989)
Field Goals Attempted	103 vs. UL Lafayette (12-23-1989)	89, UL Lafayette (12-23-1989)
Field-Goal Percentage	.722 vs. Mississippi State (2-15-1986)	.650, Northwestern State (11-22-1985)
3-Pointers Made	20 vs. LSU (3-4-1995)	18, Sam Houston State (11-19-2009)
3-Pointers Attempted	53 vs. UL Lafayette (12-23-1989)	38, Sam Houston State (11-19-2009)
3-Point Goal Percentage	.692 vs. Drexel (12-21-2009)	.714, Austin Peay (11-29-1986) .714 Alabama (1-21-2012)
Free Throws Made	44 vs. Vanderbilt (1-19-1980)	41, Arkansas (1-25-1992)
Free Throws Attempted	56 vs. Mississippi State (2-28-1977)	49, Arkansas (1-25-1992)
Free-Throw Percentage	1.000 vs. Austin Peay (12-19-2009) 1.000 vs. Florida (2-7-2012)	1.000, East Tennessee State (12-21-1984) 1.000, Hartford (12-29-2009) 1.000, Boise State (12-10-2013)
Rebounds	62 vs. Bowling Green (12-17-1976) 62 vs. Morehead State (12-16-1995)	62, UL Lafayette (12-23-1989)
Assists	33 vs. Kentucky State (12-15-2001)	25, Georgia (2-24-1985)
Turnovers	29 vs. Eastern Kentucky (12-5-2000)	42, Tennessee-Martin (11-26-1994)
Blocked Shots	18 vs. St. John's (12-1-2011)	19, Villanova (12-4-1982)
Steals	23 vs. Mississippi State (2-3-1991) 23 vs. Tennessee-Martin (11-26-1994)	19, Villanova (12-4-1982)
Personal Fouls	35 vs. Auburn (2-4-1981)	36, LSU (1-25-1982)

INDIVIDUAL	KENTUCKY	OPPONENT
Points	40, Derrick Miller vs. Vanderbilt (2-7-1990)	45, David Robinson, Navy (1-25-1987)
Field Goals Made	15, Patrick Patterson vs. Tenn St. (12-22-2008) 15, Derrick Miller vs. Vanderbilt (2-7-1990)	17, Freeman Williams, Portland State (1-16-1977)
Field Goals Attempted	28, Derrick Miller vs. Vanderbilt (2-7-1990)	40, Freeman Williams, Portland St. (1-16-1977)
3-Pointers Made	9, Tony Delk vs. TCU (1-20-1996)	11, Corey Allmond, Sam Houston St. (11-19-2009)
3-Pointers Attempted	18, Derrick Miller vs. Tennessee Tech (12-6-1989)	17, Chris Jackson, LSU (2-15-1990) 17, Vincent Yarbrough, Tennessee (2-19-2002)
Free Throws Made	18, Dwight Anderson vs. Miss.State (2-12-1979)	16, Dan Cross, Florida (2-18-1995)
Free Throws Attempted	23, Dwight Anderson vs. Miss. State (2-12-1979)	18, Ronnie Williams, Florida (1-17-1983)
Rebounds	20, Chris Mills vs. Miami (Ohio) (12-17-1988) 20, Jared Prickett vs. Arkansas (2-9-1994)	19, Bernard King, Tennessee (1-12-1977)
Assists	16, John Wall vs. Hartford (12-29-2009)	11, Spud Webb, N.C. State (1-5-1985)
Blocked Shots	9, Willie Cauley-Stein vs. Boise State (12-10-2013) 9, Sam Bowie vs. Vanderbilt (2-21-1981) 9, Andre Riddick vs. LSU(3-14-1993)	10, David Robinson, Navy (1-25-1987)
Steals	8, Rajon Rondo vs. Mississippi State (2-19-2005)	7, Michael Johnson, Alaska (12-28-1987) 7, Arizona Reid, High Point (11-29-2005) 7, Ben Simmons, LSU (3-5-2016)

MISCELLANEOUS	
Win-Loss	546-64 (.895)
Most Combined Points	229 vs. UL Lafayette, (12-23-1989; ULL 116, UK 113 ot)
Most Wins in a Season	19 - 2014-15
Most Losses in a Season	6 - 2008-09, 1988-89
Longest Winning Streak	54 - Nov. 13, 2010 to Dec. 1, 2012
Longest Losing Streak	2 - Feb. 11, 1989 to Feb. 22, 1989; Dec. 23, 1989 to Jan. 10, 1990; Jan. 10, 2006 to Jan. 14, 2006; Jan. 31, 2009 to Feb. 3, 2009; Feb. 28, 2009 to March 4, 2009
100-Point Games by Kentucky	56 last, Auburn (2/21/2015)
Largest Attendance	24,479 vs. Louisville (1/2/2010)

KENTUCKY GAME ATTENDANCE

ANNUAL HOME ATTENDANCE

YEAR	SITE	GMS	ATT.	AVG.	YEAR	SITE	GMS	ATT.	AVG.	YEAR	SITE	GMS	ATT.	AVG.
2015-16	Rupp	17	397,148•	23,361•	1993-94	Rupp	14	326,474	23,320	1971-72	Memorial	13	150,297	11,561
2014-15	Rupp	19	447,874•*	23,572	1992-93	Rupp	16	382,869	23,929	1970-71	Memorial	13	152,471	11,728
2013-14	Rupp	18	413,350	22,964	1991-92	Rupp	17	403,847	23,755	1969-70	Memorial	15	181,295	12,086
2012-13	Rupp	18	415,775	23,099•	1990-91	Rupp	13	312,329	24,025	1968-69	Memorial	13	165,600	11,821
2011-12	Rupp	18	426,978	23,721•	1989-90	Rupp	15	346,869	23,125	1967-68	Memorial	16	178,000	11,333
2010-11	Rupp	15	354,046	23,603•	1988-89	Rupp	14	306,524	21,895	1966-67	Memorial	13	136,588	10,502
2009-10	Rupp	18	433,989	24,110 •*	1987-88	Rupp	17	393,725	23,160	1965-66	Memorial	13	149,571	11,505
2008-09	Rupp	19	422,547	22,239•	1986-87	Rupp	15	345,718	23,048	1964-65	Memorial	14	151,000	10,786
2007-08	Rupp	18	405,964	22,554•	1985-86	Rupp	18^	407,290	22,627	1963-64	Memorial	14	165,650	11,117
2006-07	Rupp	16	374,737	23,421•	1984-85	Rupp	14	320,926	22,923	1962-63	Memorial	15	153,132	10,208
2005-06	Rupp	15	341,445	22,763•	1983-84	Rupp	16	380,453•	23,778•	1961-62	Memorial	16	165,495	10,343
2004-05	Rupp	15	337,796	22,520	1982-83	Rupp	15^	356,766	23,785•	1960-61	Memorial	14	129,978	9,284
2003-04	Rupp	13	295,227	22,710•	1981-82	Rupp	16	371,093•	23,193•	1959-60	Memorial	13	138,995	10,692
2002-03	Rupp	13	289,526	22,271•	1980-81	Rupp	15	354,996•	23,666•	1958-59	Memorial	15	177,824	11,855
2001-02	Rupp	15	315,203	21,014•	1979-80	Rupp	15	352,511•	23,501•	1957-58	Memorial	13	124,461	9,574
2000-01	Rupp	12	261,435	21,786•	1978-79	Rupp	15	351,042•	23,338•	1956-57	Memorial	14	129,733	9,266
1999-00	Rupp	14	314,267	22,448•	1977-78	Rupp	16	373,403	23,338•	1955-56	Memorial	13	126,104	9,700
1998-99	Rupp	13	303,771	23,367•	1976-77	Rupp	14	312,527•	22,323•					
1997-98	Rupp	12	287,354	23,946•	1975-76	Memorial	12	138,135	11,511					
1996-97	Rupp	13	309,457	23,804•	1974-75	Memorial	12	138,098	11,539					
1995-96	Rupp	13	310,633	23,895•	1973-74	Memorial	12	130,755	10,896					
1994-95	Rupp	13	309,477	23,806	1972-73	Memorial	12	150,856	11,604					

• Nation's season high
 ^ Includes 3 SEC Tournament games
 * Rupp Arena Record



Julius Randle serves as the celebrity "Y," a Rupp Arena tradition.

LARGEST RUPP ARENA CROWDS (UK GAMES)

No.	ATT.	DATE	OPPONENT	SCORE	W/L
1.	24,479	Jan. 2, 2010	Louisville	71-62	W
2.	24,468	Dec. 5, 2009	North Carolina	68-66	W
3.	24,465	Feb. 10, 2007	Florida	61-64	L
4.	24,459	Feb. 4, 2003	Florida	70-55	W
5.	24,432	Dec. 17, 2005	Louisville	73-61	W
6.	24,428	March 7, 2015	Florida	67-50	W
7.	24,425	Feb. 15, 2014	Florida	69-59	L
8.	24,416	Feb. 28, 2015	Arkansas	84-67	W
9.	24,414	March 5, 2016	LSU	94-77	W
10.	24,412	Dec. 26, 2015	Louisville	75-73	W
11.	24,411	Feb. 28, 2009	LSU	70-73	L
12.	24,406	Feb. 6, 2016	Florida	80-61	W
	24,406	Dec. 13, 2014	North Carolina	84-70	W
14.	24,402	Feb. 13, 2010	Tennessee	73-62	W
15.	24,399	Jan. 2, 2016	Ole Miss	83-61	W



KENTUCKY GAME ATTENDANCE

HIGH SCHOOL GAMES

NO.	ATT.	DATE	GAME(S)
1.	24,041	Mar. 27, 1987	LaRue Co. vs. Clay Co. Madison Central vs. Oldham Co.
2.	23,965	Mar. 12, 1999	Scott Co. vs. Madison Central Fleming Co. vs. Paducah Tilghman
3.	23,275	Mar. 16, 1991	Lou. Fairdale vs. Lex. Tates Creek
4.	22,344	Mar. 17, 2000	Iroquois vs. Scott Co. Lexington Catholic vs. Male
5.	22,175	Mar. 20, 1993	Marion Co. vs. Paul Dunbar
6.	22,001	Mar. 20, 2004	Mason Co. vs. Warren Central
7.	21,048	Mar. 19, 2009	Elliott Co. vs. Anderson Co. Shelby Valley vs. Mason Co.
8.	20,904	Mar. 26, 1982	Laurel Co. vs. Oldham Co. Virgie vs. Mason Co.
9.	20,764	Mar. 21, 1981	Simon Kenton vs. Mason Co.
10.	20,707	Mar. 20, 2009	Elliott Co. vs. Shelby Valley Holmes vs. Lexington Catholic

LARGEST CROWDS AT ANY UK GAME

NO.	ATT.	ARENA	DATE	GAME/SCORE
1.	79,444	AT&T Stadium, Arlington, Texas	April 5, 2014	UK 74, Wisconsin 73
2.	79,238	AT&T Stadium, Arlington, Texas	April 7, 2014	UConn 60, UK 54
3.	78,129	Ford Field, Detroit	Dec. 13, 2003	UK 79, Michigan State 74
4.	75,421	Reliant Stadium, Houston	April 2, 2011	UConn 56, UK 55
5.	73,361	Mercedes-Benz Superdome	March 31, 2012	UK 69, Louisville 61
6.	72,238	Lucas Oil Stadium, Indianapolis	April 4, 2015	Wisconsin 71, UK 64
7.	70,913	Mercedes-Benz Superdome	April 2, 2012	UK 67, Kansas 59
8.	64,151	Superdome, New Orleans	April 3, 1993	Michigan 81, UK 78 (OT)
9.	47,028	RCA Dome, Indianapolis	March 29, 1997	UK 78, Minnesota 69
	47,028	RCA Dome, Indianapolis	March 31, 1997	Arizona 84, UK 79*
11.	45,217	RCA Dome, Indianapolis	Dec. 3, 1988	Notre Dame 81, UK 65
12.	43,601	RCA Dome, Indianapolis	Dec. 5, 1987	UK 82, Indiana 76
13.	42,519	Edward Jones Dome, St. Louis	March 21, 1999	Michigan St. 73, UK 66
14.	42,440	Edward Jones Dome, St. Louis	March 19, 1999	UK 58, Miami (OH) 43
15.	41,072	Lucas Oil Stadium, Indianapolis	March 28, 2014	UK 74, Louisville 69



COLLEGE TOURNAMENTS IN RUPP ARENA

NCAA TOURNAMENTS

1977: Midwest Region

Michigan 86, Detroit 81 (semi)
Charlotte 81, Syracuse 59 (semi)
Charlotte 75, Michigan 68 (final)

1980: Midwest Region

Duke 55, Kentucky 54 (semi)
Purdue 76, Indiana 69 (semi)
Purdue 68, Duke 60 (final)

1984: Midwest Region

Kentucky 72, Louisville 67 (semi)
Illinois 72, Maryland 70 (semi)
Kentucky 54, Illinois 51 (final)

1985: NCAA Final Four

Georgetown 77, St. John's 59 (semi)
Villanova 52, Memphis 45 (semi)
Villanova 66, Georgetown 64 (final)

1989: Southeast Region

Virginia 86, Oklahoma 80 (semi)
Michigan 92, North Carolina 87 (semi)
Michigan 102, Virginia 65 (final)

1992: Southeast Region

Ohio State 80, North Carolina 73 (semi)
Michigan 75, Oklahoma St. 72 (semi)
Michigan 75, Ohio State 71 (OT) (final)

1994: Southeast Region

Purdue 98, Central Florida 67 (1st Rd)
Alabama 76, Providence 70 (1st Rd)
WF 68, Col. Of Charleston 58 (1st Rd)
Kansas 102, Chattanooga 73 (1st Rd)
Purdue 83, Alabama 73 (2nd Rd)
Kansas 69, Wake Forest 58 (2nd Rd)

1996: Southeast Region

Mississippi St. 60, UConn 55 (semi)
Cincinnati 87, Georgia Tech 70 (semi)
Mississippi St. 73, Cincinnati 63 (final)

1998: South Region

Duke 99, Radford 63 (1st Rd)
Oklahoma St. 74, GW 59 (1st Rd)
Syracuse 63, Iona 61 (1st Rd)
New Mexico 79, Butler 62 (1st Rd)
Duke 79, Oklahoma St. 73 (2nd Rd)
Syracuse 56, New Mexico 62 (2nd Rd)

2002: South Region

Indiana 73, Duke, 72 (semi)
Kent State 78, Pittsburgh 73 (semi)
Indiana 81, Kent State 69 (final)

2007: South Region

Louisville 78, Stanford 58 (1st Rd)
Texas A&M 68, Penn 52 (1st Rd)
Ohio State 78, C. Conn. St. 57 (1st Rd)
Xavier 79, BYU 77 (1st Rd)
Ohio State 78, Xavier 71 [OT] (2nd Rd)
Texas A&M 72, Louisville 69 (2nd Rd)

2013: Midwest Region

Louisville 79, N.C. A&T 48 (1st Rd)

Colorado St. 84, Missouri 72 (1st Rd)
Louisville 82, Colorado St. 56 (2nd Rd)

East Region

Butler 68, Bucknell 56 (1st Rd)
Marquette 59, Davidson 58 (1st Rd)
Marquette 74, Butler 72 (2nd Rd)

OHIO VALLEY CONFERENCE TOURNAMENTS

1992: Tenn. Tech 89, Austin Peay 68 (1st Rd)
Eastern Ky. 88, Tenn. State 67 (1st Rd)
Morehead St. 81, MTSU 80 (1st Rd)
Eastern Ky. 72, Tenn. Tech 67 (semi)
Murray St. 109, Morehead St. 77 (semi)
Murray St. 81, Eastern Ky. 60 (final)

1993: Tenn. Tech 97, Morehead 89 (1st Rd)
Murray St. 82, Austin Peay 66 (1st Rd)
Tenn. State 77, Tenn. Tech 70 (semi)
Murray St. 74, Eastern Ky. 73 (semi)
Tenn. State 82, Murray State 68 (final)

SEC TOURNAMENTS

1982: Vanderbilt 47, Florida 46 (2OT) (1st Rd)
Auburn 38, Mississippi 36 (OT) (1st Rd)
Alabama 85, Georgia 74 (2nd Rd)
Ole Miss 59, LSU 52 (2nd Rd)
Tennessee 57, Vanderbilt 54 (2nd Rd)
Kentucky 89, Auburn 66 (2nd Rd)
Alabama 56, Tennessee 50 (semi)
Kentucky 62, Ole Miss 58 (semi)
Alabama 48, Kentucky 46 (final)

1986: Miss. State 62, Vanderbilt 54 (1st Rd)
Ole Miss 73, Tennessee 56 (1st Rd)
Alabama 79, Georgia 59 (2nd Rd)
LSU 72, Florida 66 (2nd Rd)
Miss. State 65, Auburn 63 (2nd Rd)
Kentucky 95, Ole Miss 69 (2nd Rd)
Alabama 77, Mississippi State 65 (semi)
Kentucky 61, LSU 58 (semi)
Kentucky 83, Alabama 72 (final)

1993: Alabama 87, S. Carolina 79 (1st Rd)
Georgia 87, Miss. State 56 (1st Rd)
Ole Miss 67, Florida 62 (1st Rd)
Tennessee 78, Auburn 76 (1st Rd)
Vanderbilt 76, Alabama 59 (2nd Rd)
Arkansas 65, Georgia 60 (2nd Rd)
LSU 89, Ole Miss 70 (2nd Rd)
Kentucky 101, Tennessee 40 (2nd Rd)
LSU 72, Vanderbilt 62 (semi)
Kentucky 92, Arkansas 81 (semi)
Kentucky 82, LSU 65 (final)



Rupp Arena has hosted 13 NCAA Tournaments since its opening in 1976.



YEAR-BY-YEAR AT RUPP ARENA

YEAR	W-L	PCT.	YEAR	W-L	PCT.	YEAR	W-L	PCT.
1976-77	12-2	.857	1990-91	13-0	1.000	2004-05	14-1	.933
1977-78	16-0	1.000	1991-92	15-2	.882	2005-06	10-5	.667
1978-79	11-4	.733	1992-93	16-0	1.000	2006-07	14-2	.875
1979-80	12-3	.800	1993-94	13-1	.929	2007-08	14-4	.778
1980-81	15-0	1.000	1994-95	12-1	.923	2008-09	12-6	.667
1981-82	15-1	.938	1995-96	13-0	1.000	2009-10	18-0	1.000
1982-83	14-1	.933	1996-97	12-1	.923	2010-11	15-0	1.000
1983-84	16-0	1.000	1997-98	9-3	.750	2011-12	18-0	1.000
1984-85	11-3	.786	1998-99	12-1	.923	2012-13	16-2	.889
1985-86	18-0	1.000	1999-00	14-0	1.000	2013-14	16-2	.889
1986-87	13-2	.867	2000-01	11-1	.917	2014-15	19-0	1.000
1987-88	14-2	.875	2001-02	12-3	.800	2015-16	17-0	1.000
1988-89	8-6	.571	2002-03	12-1	.923	Totals	546-64	.895
1989-90	13-2	.867	2003-04	11-2	.846			

KENTUCKY AT HOME THROUGH THE YEARS

HOME ARENA	SEASONS	W-L	PCT.
Pre-Alumni Gym (1903 through 1924)	22	91-46	.664
Alumni Gym (1924-25 through 1949-50)	26	247-24	.911
Memorial Coliseum (1950-51 through 1975-76, 2009)	26*	307-38	.890
Rupp Arena (1976-77 through present)	40	546-64	.895
Totals	113	1,191-172	.873

*UK hosted UNLV in the opening round of the 2009 NIT



Al McGuire once called UK's Senior Day "the most touching moment in all of sports."

ALUMNI GYM



ALUMNI GYM FACTS

Lexington, Ky.
Won 247, Lost 24

Memorial Coliseum is often referred to as “the house that Rupp built,” but Alumni Gym is actually where Kentucky basketball began. The Wildcats’ current home, Rupp Arena, was dedicated to the legendary coach in 1976, but the rich Kentucky basketball tradition began 26 years before the ink was even dry on the Memorial Coliseum plans.

In 1923, the Athletics Council members argued to the Board of Trustees that the old gym in Barker Hall’s Buell Armory was unsafe for even the small number of people it could accommodate. Large crowds that had to be turned away and the probability that the popular state high school tournament would be moved away were two major factors that convinced the Board members that a new gym was in order.

Soon, the 2,800-seat structure was approved and the Alumni Association began efforts to raise the

\$100,000 needed for the Wildcats’ new home.

Alumni Gym, which was complete for the 1924-25 season, holds claim to the birth of Wildcat basketball mania. The building served as the home floor for Wildcat squads until 1950. During that time, Kentucky lost only 24 of its 271 games, while laying the groundwork to become the winningest college basketball team in the nation.

When Rupp took the reins of the program in 1930, his squads established a home record of 201 victories against just eight losses in 19 seasons. He led the Cats to 84 consecutive wins in the confines of Alumni, including 64 consecutive victories in the Southeastern Conference.

During the last 17 seasons in the gym, the Wildcats won 12 conference tournament crowns and three Sugar Bowl championships. Through 26 seasons at

the corner of the Avenue of Champions and South Limestone, Kentucky suffered only one losing season, while having 12 campaigns with three or fewer losses.

Kentucky basketball became a dynasty in 1948 after winning the SEC and NCAA championships and the coveted Olympic gold for the United States in London. Led by All-Americans Alex Groza, Ralph Beard and Wallace “Wah Wah” Jones, with Rupp coaching from the sidelines, the United States squad soundly defeated France 65-21 in the gold medal game to become the 1948 World Champions.

In 1950, Kentucky’s reign in Alumni Gym came to an end following the completion of the new Memorial Coliseum.

YEAR-BY-YEAR AT ALUMNI GYM

YEAR	W-L	PCT.
1924-25	8-2	.800
1925-26	9-1	.900
1926-27	2-8	.250
1927-28	6-2	.750
1928-29	7-2	.778
1929-30	12-1	.923
1930-31	9-0	1.000
1931-32	10-1	.909
1932-33	10-1	.909
1933-34	10-0	1.000

YEAR	W-L	PCT.
1934-35	13-0	1.000
1935-36	11-1	.917
1936-37	9-1	.900
1937-38	9-0	1.000
1938-39	9-1	.900
1939-40	8-1	.889
1940-41	9-1	.900
1941-42	10-0	1.000
1942-43	8-1	.889
1943-44	8-0	1.000

YEAR	W-L	PCT.
1944-45	10-0	1.000
1945-46	12-0	1.000
1946-47	17-0	1.000
1947-48	11-0	1.000
1948-49	10-0	1.000
1949-50	10-0	1.000
Totals	247-24	.911



MEMORIAL COLISEUM



MEMORIAL FACTS
 Lexington, Ky.
 Won 307, Lost 38

For 26 years, the pulsating cries of “Rip ‘em Up, Tear ‘em Up, Give ‘em Hell Wildcats” rang through one of the grandest and most historic of all basketball palaces — UK’s Memorial Coliseum.

In 1941, when Dr. H.L. Donovan became president of the University, one of his first recommendations was for a building “that will properly take care of our athletics, our health service, physical education and recreation.” From this beginning came the plan that culminated in the construction of 11,500-seat Memorial Coliseum, a then-unparalleled edifice costing \$3,925,000 by the time it was completed in 1950.

The Wildcats got off to a fine start in the Coliseum, winning every game played in the building for the first three seasons. When Georgia Tech upset Ken-

tucky 59-58 on Jan. 8, 1955, it marked the first time the Wildcats had lost on their home court since the days of Alumni Gym, dating back more than 12 years to Jan. 2, 1943.

The loss ended a streak of 129 consecutive wins at home for Kentucky, an NCAA record that still stands today. In 26 years, Kentucky came away a loser only 38 times in 344 games.

From the early 1960s on, the sale of UK basketball season tickets was closed to the public with season ticket holders taking all the allotment other than student seating.

The huge building, which serves as a memorial to the nearly 10,000 Kentuckians who lost their lives in World War I, World War II and the Korean War, covers

an entire city block and contains as much space as a seven-story office building. Situated along the Avenue of Champions, the Coliseum still houses UK Athletics offices and is the home to Kentucky women’s basketball, gymnastics and volleyball. The arena’s current capacity is 8,500.

History was rewritten on March 17, 2009 when the Wildcats hosted UNLV in the first round of the NIT. Due to a scheduling conflict with Rupp Arena, Kentucky played its first game in Memorial Coliseum in over 30 years. In front of a capacity crowd, the Wildcats “rechristened” the venerable gym with a 70-60 win over the Running Rebels.

YEAR-BY-YEAR AT MEMORIAL

YEAR	W-L	PCT.
1950-51	14-0	1.000
1951-52	12-0	1.000
1952-53#	-	-
1953-54	14-0	1.000
1954-55	13-1	.929
1955-56	11-2	.909
1956-57*	14-2	.875
1957-58*	14-1	.933
1958-59	14-0	1.000
1959-60	10-3	.769
1960-61	12-2	.857

YEAR	W-L	PCT.
1961-62	14-2	.875
1962-63	10-5	.667
1963-64	13-1	.929
1964-65	12-2	.857
1965-66	13-0	1.000
1966-67	8-7	.533
1967-68*	14-1	.933
1968-69	12-1	.923
1969-70	15-0	1.000
1970-71	12-1	.923
1971-72	12-1	.923

YEAR	W-L	PCT.
1972-73	11-2	.846
1973-74	9-3	.750
1974-75	12-0	1.000
1975-76	11-1	.917
2008-09!	1-0	1.000
Totals	307-38	.890

#-UK was suspended from play by the NCAA
 *-Record includes two NCAA Tournament games
 !-NIT game vs. UNLV

FREEDOM HALL



FREEDOM HALL FACTS

Louisville, Ky.
Won 60, Lost 18

The University of Kentucky has built an impressive record playing in Louisville. Besides winning 27 of their last 32 there, the Wildcats have won an NCAA Championship (1958), nine Southeastern Conference Tournament titles, and have defeated some of the best teams from around the country before Wildcats fans in Louisville.

Kentucky began playing in Louisville in 1908, when the Cats lost to Louisville, 30-18. UK defeated the University of Louisville 26-13 in 1914, lost to the Cards 26-15 the following year and then defeated them 32-24 in 1916. Two years later, UK lost to Centre College, 22-12, in the state championship game played in Louisville. The Cats defeated the Cards there in 1922 and then did not play again in the Derby City until the 1936-37 season, when they dropped a 41-28 decision to Notre Dame.

Most of those early games were played in the Armory downtown before Freedom Hall was opened (1957). The Cats christened the new facility by capturing the 1958 NCAA title with victories over Temple and Seattle. The spacious arena has played host to Kentucky teams every year since. Kentucky's record at Freedom Hall now stands at 60-18.

The Wildcats' overall record in Louisville is 131-34. Kentucky's most impressive string of victories in Louisville came when the Cats won 32 straight games between 1946 and 1951. Only 13 of the 41 teams Kentucky has faced in Louisville have been able to knock off the Cats. The longest running series has been with Notre Dame, with the Wildcats holding a 24-9 advantage over the Fighting Irish.

Kentucky established a then-Freedom Hall attendance record in 1993 as 20,060 fans jammed the arena

to watch the Cats down the Indiana Hoosiers, 81-78. Seven years earlier, 20,053 fans looked on as the Cats faced SEC-rival Georgia on Dec. 30, 1986. UK fans continued a Wildcat tradition as more than 19,000 arrived the night before for a brief Kentucky shooting practice and to catch a glimpse of super-freshman Rex Chapman in December 1986. Three days earlier, the Wildcats had handed Louisville its worst defeat ever at Freedom Hall, 85-51.

UK played in the Derby City in its 2012 NCAA championship run, opening up the tournament with wins over Western Kentucky and Iowa State in the KFC Yum! Center. Kentucky returned in 2015 en route to its fourth Final Four in five seasons.



KENTUCKY RESULTS IN LOUISVILLE

YEAR	OPPONENT	SCORE	W-L
1907-08	Louisville Coliseum	18-30	L
1913-14	Louisville	26-13	W
1914-15	St. Andrews	25-50	L
	Louisville	15-26	L
1915-16	Louisville	32-24	W
1917-18	Centre	12-24	L
1921-22	Louisville	38-14	W
1936-37	Notre Dame	28-41	L
1938-39	Notre Dame	37-42	L
1940-41	Notre Dame	47-48	L
	Ole Miss [SEC]	62-52	W
	Tulane [SEC]	59-30	W
	Alabama [SEC]	39-37	W
	Tennessee [SEC]	33-36	L
1941-42	Florida [SEC]	42-36	W
	Ole Miss [SEC]	59-32	W
	Auburn [SEC]	40-31	W
	Alabama [SEC]	36-34	W
	Great Lakes	47-58	L
1942-43	Indiana	52-58	L
	Notre Dame	60-55	W
1942-43	Tulane [SEC]	48-31	W
	Georgia [SEC]	59-30	W
	Miss. State [SEC]	52-43	W
	Tennessee [SEC]	30-33	L
	Great Lakes	39-53	L
1943-44	Indiana	66-41	W
	Notre Dame	55-54	W
	Georgia [SEC]	57-29	W
	LSU [SEC]	55-28	W
	Tulane [SEC]	62-46	W
1944-45	Indiana	61-43	W
	Notre Dame	58-59 ^{OT}	L
	Florida [SEC]	57-35	W
	LSU [SEC]	68-37	W
	Alabama [SEC]	52-41	W
	Tennessee [SEC]	39-35	W
1945-46	Notre Dame	47-56	L
	Auburn [SEC]	69-24	W
	Florida [SEC]	69-32	W
	Alabama [SEC]	59-30	W
	LSU [SEC]	59-36	W
	Temple	54-43	W
1946-47	DePaul	65-45	W
	Notre Dame	60-30	W
	Vanderbilt [SEC]	98-29	W
	Auburn [SEC]	84-18	W
	Georgia Tech [SEC]	75-53	W
	Tulane [SEC]	55-38	W
1946-47	Temple	68-29	W
1947-48	DePaul	74-50	W
	Creighton	65-23	W
	Temple	58-38	W
	Florida [SEC]	87-31	W
	LSU [SEC]	63-47	W
	Tennessee [SEC]	70-47	W
	Georgia Tech [SEC]	54-43	W
1948-49	DePaul	67-36	W
	Tulane	51-47	W
	Notre Dame	62-38	W
	Florida [SEC]	73-36	W
	Auburn [SEC]	70-39	W
	Tennessee [SEC]	83-44	W
	Tulane [SEC]	68-52	W
1949-50	DePaul	49-47	W
	Miss. State [SEC]	56-46	W
	Georgia [SEC]	79-63	W

YEAR	OPPONENT	SCORE	W-L
	Tennessee [SEC]	95-58	W
1950-51	Miss. State [SEC]	92-70	W
	Auburn [SEC]	84-54	W
	Georgia Tech [SEC]	82-56	W
	Vanderbilt [SEC]	57-61	L
1951-52	Georgia	95-55	W
	Georgia Tech [SEC]	80-59	W
	Tulane [SEC]	85-61	W
	Tennessee [SEC]	81-66	W
	LSU [SEC]	44-43	W
1953-54	Georgia Tech	99-48	W
1955-56	Georgia	143-66	W

FREEDOM HALL ERA

YEAR	OPPONENT	SCORE	W-L
1957-58	Temple [NCAA]	61-60	W
	Seattle [NCAA]	84-72	W
1958-59	Illinois	76-75	W
1959-60	Temple	97-92	W
1960-61	Notre Dame	68-62	W
	Morehead [NCAA]	71-64	W
	Ohio State [NCAA]	74-87	L
1961-62	Notre Dame	100-53	W
1962-63	Notre Dame	78-70	W
1963-64	Notre Dame	101-81	W
1964-65	Notre Dame	97-111	L
1965-66	Notre Dame	103-69	W
1966-67	Notre Dame	96-85	W
1967-68	Notre Dame	81-73	W
1968-69	Notre Dame	110-90	W
1969-70	Notre Dame	102-100	W
1970-71	Notre Dame	92-99	L
1971-72	Indiana	89-90 ^{2OT}	L
	Notre Dame	83-67	W
1972-73	North Carolina	70-78	L
	Notre Dame	65-63	W
1973-74	Indiana	68-77	L
	Notre Dame	79-94	L
1974-75	North Carolina	90-78	W
	Kansas	100-63	W
	Notre Dame	113-96	W
1975-76	Indiana	68-77 ^{OT}	L
	Notre Dame	79-77	W
1976-77	Notre Dame	102-78	W
	Florida State	97-57	W
1977-78	Notre Dame	73-68	W
1978-79	Notre Dame	81-76	W
1979-80	Notre Dame	⁸⁶⁻⁸⁰	W
1980-81	Notre Dame	61-67	L
1981-82	Notre Dame	34-28 ^{OT}	W
1982-83	Kansas	83-62	W
1983-84	Purdue	86-67	W
1984-85	Louisville	64-71	L
	Kansas	92-89	W
1985-86	VMI	93-55	W
1986-87	Louisville	85-51	W
	Georgia	65-69	L
1987-88	Notre Dame	78-69	W
1988-89	Austin Peay	85-77	W
	Louisville	75-97	L
1989-90	North Carolina	110-121	L
1990-91	Western Kentucky	84-70	W
	Louisville	93-85	W
1991-92	Morehead State	101-84	W
1992-93	Louisville	88-68	W
	Indiana	81-78	W

YEAR	OPPONENT	SCORE	W-L
1993-94	Ole Miss	98-64	W
1994-95	Indiana	73-70	W
	Louisville	86-88	L
1995-96	Marshall	118-99	W
1996-97	Indiana	99-65	W
	Louisville	74-54	W
1997-98	Alabama	70-67	W
1998-99	Indiana	70-61 ^{OT}	W
	Louisville	74-83	L
1999-00	Georgia Tech	80-71	W
2000-01	Indiana	88-74	W
	Louisville	64-62	W
2001-02	Tulane	101-67	W
2002-03	Indiana	70-64	W
	Louisville	63-81	L
2003-04	Austin Peay	61-53	W
2004-05	Indiana	73-58	W
	Louisville	60-58	W
2005-06	Iona	73-67	W
2006-07	Chattanooga	79-63	W
	Louisville	61-49	W
2007-08	UAB	76-79	L
2008-09	Appalachian State	93-69	W
	Louisville	71-74	L
2009-10	UNC Asheville	94-57	W
2010-11	Notre Dame	72-58	W
2011-12	Arkansas-Little Rock	73-51	W

KFC YUM! CENTER ERA

YEAR	OPPONENT	SCORE	W-L
2010-11	Louisville	78-63	W
2011-12	WKU [NCAA]	81-66	W
	Iowa St. [NCAA]	87-71	W
2012-13	Louisville	80-77	L
2014-15	Louisville	58-50	W
	Hampton [NCAA]	79-56	W
	Cincinnati [NCAA]	64-51	W

Freedom Hall record: 60-18
 KFC YUM! Center record: 6-1
 UK's overall record in Louisville: 130-34



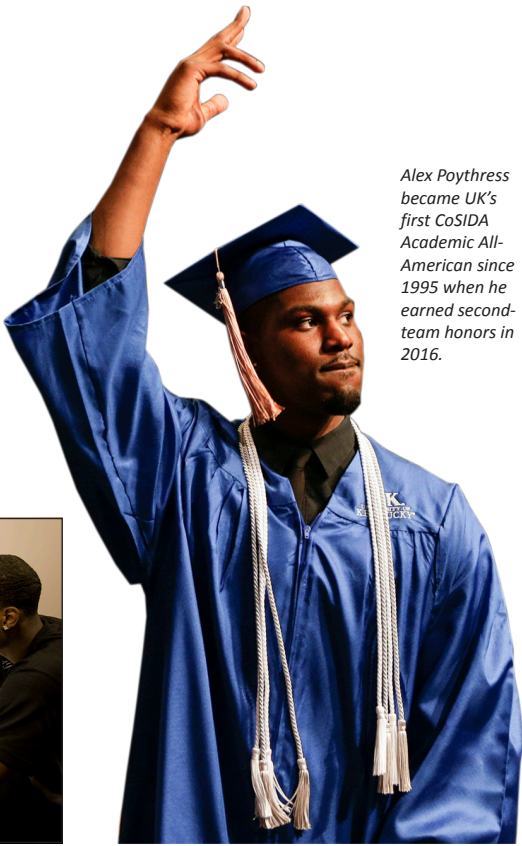
DAY IN THE LIFE OF A
WILDCAT

HIGH MARKS

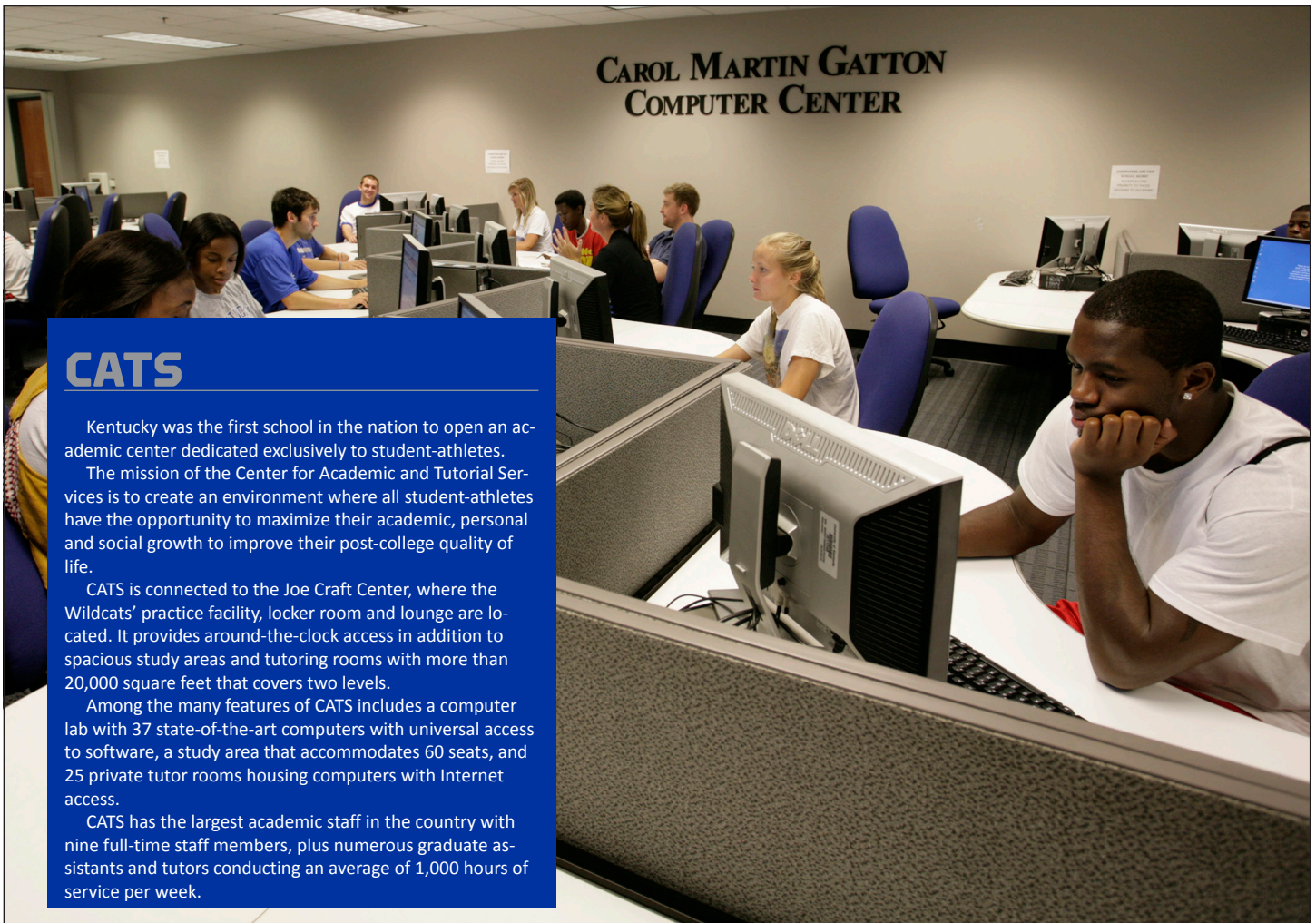
A day in the life of a Kentucky basketball player can be exhausting. Between practices, games, classes and mandatory tutors, a Kentucky Wildcat's schedule can get pretty busy pretty quickly. That doesn't mean the expectations are lowered. Quite the opposite. Just as they're expected to compete at the highest level on the basketball court, the Wildcats are expected to maintain exemplary grades in the classroom. Under John Calipari's watch, the Wildcats have done exactly that.

Following a 3.4 grade-point average in the 2013 spring semester – the highest in Coach Cal's tenure at UK – the Wildcats have continued to perform at high levels in the classroom. In seven of the last 11 semesters, including the spring of 2016, the Wildcats have topped a 3.0 grade point average as a team.

The Wildcats have around-the-clock access to the Center for Academic and Tutorial Services to help them manage their schoolwork while working with one of the best academic advisers in the country in Michael Stone.



Alex Poythress became UK's first CoSIDA Academic All-American since 1995 when he earned second-team honors in 2016.



CAROL MARTIN GATTON
COMPUTER CENTER

CATS

Kentucky was the first school in the nation to open an academic center dedicated exclusively to student-athletes. The mission of the Center for Academic and Tutorial Services is to create an environment where all student-athletes have the opportunity to maximize their academic, personal and social growth to improve their post-college quality of life.

CATS is connected to the Joe Craft Center, where the Wildcats' practice facility, locker room and lounge are located. It provides around-the-clock access in addition to spacious study areas and tutoring rooms with more than 20,000 square feet that covers two levels.

Among the many features of CATS includes a computer lab with 37 state-of-the-art computers with universal access to software, a study area that accommodates 60 seats, and 25 private tutor rooms housing computers with Internet access.

CATS has the largest academic staff in the country with nine full-time staff members, plus numerous graduate assistants and tutors conducting an average of 1,000 hours of service per week.



While playing in the NBA, Jodie Meeks returned to Kentucky during several offseasons to complete his degree in business marketing in 2014.

SUCCEED AND PROCEED

John Calipari’s “Succeed and Proceed” mentality is far more than just a way of saying Kentucky has a whole lot of NBA players. It encompasses the very essence of what it means to come to college at UK – to prepare young people for the rest of their lives.

Twenty-eight NBA Draft picks is only part of the story. An equally important piece is the 14 players who have graduated from Kentucky in Calipari’s seven years in Lexington. Not a single player who went through his senior year of eligibility has failed to graduate from UK during Coach Cal’s tenure.

Included in the remarkable graduation numbers are the success stories of Patrick Patterson, Jarrod Polson and Alex Poythress. All three of those players graduated in just three years.

And the recent success of players walking across the commencement stage with a degree in hand doesn’t just pertain to Calipari’s players. The current head coach has welcomed and even encouraged all players who haven’t graduated to come back and get their degrees, offering a lifetime scholarship for all Wildcats. Jodie Meeks and Kelenna Azubuikwe have taken him up on the offer and have graduated during Calipari’s tenure. Others are either working on their degree or have inquired about coming back.

Kentucky’s emphasis on getting a diploma has shown up in the NCAA’s recent Academic Progress Rates. In May, the Wildcats received an NCAA academic award for the second year in a row for finishing in the top 10 percent of Division I men’s basketball programs with a four-year composite APR score of 1,000 (out of 1,000).

The Wildcats’ score of 1,000 was both well above the NCAA postseason cutoff score of 930 as well as the Division I men’s basketball average of 964.

The NCAA’s APR provides a real-time look at a team’s academic success by the progress of each student-athlete on scholarship. The APR scores are a four-year composite, the most recent of which cover the 2011-12 through 2014-15 school years, which measure eligibility and retention and graduation.

The men’s basketball team was one of 12 teams at UK to notch a perfect score of 1,000 for the 2014-15 school year (the 2015-16 scores won’t be released until May 2017). Since Calipari arrived at Kentucky, his teams have posted one-year APR scores of 979 in 2009-10, 979 in 2010-11, 977 for the 2011-12 national championship season and 1,000 in each of the past three seasons.

KENTUCKY’S SINGLE-YEAR APR RATES IN THE CAL ERA

YEAR	APR	DI Avg.
2009-10	979	950
2010-11	979	953
2011-12	977	960
2012-13	1,000	964
2013-14	1,000	961
2014-15	1,000	964

ACADEMIC HONORS

ACADEMIC ALL-AMERICANS

- 1966: Louie Dampier
- 1967: Louie Dampier
- 1969: Larry Conley
- 1970: Dan Issel
Mike Pratt
- 1971: Mike Casey
- 1974: Bob Guyette
- 1975: Jimmy Dan Conner
Bob Guyette
- 1979: Kyle Macy (1st)
- 1981: Chuck Verderber (HM)
- 1995: Mark Pope (3rd)
- 2016: Alex Poythress (2nd)

ACADEMIC ALL-SEC

- 1962: Roy Roberts
- 1964: Larry Conley
- 1965: Larry Conley
- 1966: Louie Dampier
Cliff Berger
- 1968: Cliff Berger
- 1970: Mike Pratt
Dan Issel
- 1971: Mike Casey
Tom Parker
- 1974: Bob Guyette
- 1975: Jimmy Dan Conner
- 1979: Kyle Macy
- 1980: Chuck Verderber
- 1981: Chuck Verderber
- 1982: Chuck Verderber
- 1985: Winston Bennett
Bret Bearup
- 1988: Rex Chapman
Cedric Jenkins
- 1990: John Pelphrey
- 1992: Travis Ford
- 1993: Travis Ford
- 1994: Travis Ford
- 1995: Mark Pope
Jeff Sheppard
- 1998: Steve Masiello
Scott Padgett
- 1999: Scott Padgett
- 2000: J.P. Blevins
- 2001: J.P. Blevins
- 2002: J.P. Blevins
- 2006: Rajon Rondo
- 2007: Randolph Morris
Bobby Perry
- 2008: Mark Coury
Derrick Jasper
Mark Krebs
Jodie Meeks
Dwight Perry
- 2009: Mark Krebs
Jodie Meeks
Dwight Perry
Michael Porter
Matt Scherbenske
- 2010: Mark Krebs
John Wall
- 2011: Brandon Knight
Jarrod Polson
Eloy Vargas
- 2012: Twany Beckham
Ryan Harrow
Terrence Jones
Brian Long
Sam Malone
Darius Miller
Jarrod Polson
Kyle Wiltjer

- 2013: Twany Beckham
Willie Cauley-Stein
Archie Goodwin
Tod Lanter
Brian Long
Sam Malone
Julius Mays
Nerlens Noel
Jarrod Polson
Alex Poythress
Kyle Wiltjer
- 2014: Dominique Hawkins
Dakari Johnson
Tod Lanter
Marcus Lee
Brian Long
Sam Malone
Jarrod Polson
Alex Poythress
Derek Willis
- 2015: Devin Booker
EJ Floreal
Dominique Hawkins
Tod Lanter
Marcus Lee
Brian Long
Trey Lyles
Sam Malone
Alex Poythress
Karl-Anthony Towns
Tyler Ulis
Derek Willis
- 2016: Jonny David
EJ Floreal
Dominique Hawkins
Isaac Humphries
Charles Matthews
Alex Poythress
Dillon Pulliam

WORLD-CLASS FACILITIES

While Rupp Arena serves as the mecca of college basketball arenas, Kentucky student-athletes also experience the finest practice facilities in the country.

The Wildcats have unlimited access to the practice facilities on campus, which include multiple practice courts, weight room, training room, lounge area and more. All are located at the Joe Craft Center, situated just a hop and a skip from the Wildcat Coal Lodge and the classroom buildings.



JOE CRAFT CENTER WEIGHT ROOM

Kentucky utilizes the best basketball weight room in the country, where every piece of equipment is individually selected to train athletes to their fullest.

The 3,000-square-foot Joe Craft Center weight room – under the direction of strength and conditioning coach Robert Harris – contains top-of-the-line equipment such as Power Lift, Pit Shark, Vertimax, Iron Grip, Woodway, Sorinex and Hammer Strength, in addition to

an AlterG Anti-Gravity Treadmill that enables athletes to train harder without putting extra stress on joints and muscles.

The weight room was renovated prior to the 2009-10 season with contributions from donors, including Jesse and Patricia Rice. Every piece of weight room equipment in the Joe Craft Center is customized for the length and height of the UK men's basketball players.

JOE CRAFT CENTER

As the headquarters of UK Athletics and Kentucky basketball, the Joe Craft Center provides the Wildcats with a multi-purpose practice and training center unlike any other in the nation. Located right next to the Wildcat Coal Lodge and just minutes from Rupp Arena, it brings together the various aspects of UK's practice, athletics training and treatment, strength training and conditioning, team meetings, and film review – all under one roof.

The building is named after Hazard, Kentucky, native Joe Craft, who gave \$6 million towards the \$30 million state-of-the-art facility.



JOE CRAFT CENTER TRAINING CENTER

Wildcat student-athletes receive the very best care and treatment from a knowledgeable staff working with cutting-edge facilities.

With nearly 3,500 square feet, the UK training room at the Joe Craft Center provides Kentucky basketball players with the resources to stay in top physical shape, including a physician's office for private consultations.

In addition to rehabilitation and treatment equipment, UK's training room features a state-of-the-art hydrotherapy room with a Hydroworx unit (underwater treadmill), an eight-person hot tub and an eight-person cold tub.



WILDCAT COAL LODGE

Just steps away from the Joe Craft Center, the Wildcat Coal Lodge provides living space for Kentucky basketball players and managers, as well as other UK students.

Outside the Wildcat Coal Lodge is a 400-pound bronze statue of former Kentucky head coach Joe B. Hall (1973-85) meant to honor and commemorate the national championship coach, who helped bring about the idea of the Wildcat Lodge.

The Wildcat Coal Lodge opened before the 2012-13 season, replacing the previous Wildcat Lodge located on the other side of the Joe Craft Center.

Equipped with an eating area, pool table and a theater-style lounge area, the lodge is located just across the street from UK's academic buildings.



WILDCATS EXPOSURE

As the nation's most-watched college basketball program, the Kentucky Wildcats are televised from coast-to-coast on a regular basis. Almost every game since 1991 has been televised – nationally, regionally or statewide. During the 2016-17 season, every regular-season UK game will be televised on a national network, giving the Big Blue Nation access to Kentucky basketball game no matter what part of the country fans are located.



From left to right: Shannon Spake, formerly of ESPN, with Tyler Ulis; Jim Nantz, CBS, following 2012 national championship; Allie LaForce, CBS, with Aaron Harrison.

SOCIAL MEDIA PRESENCE

From the moment John Calipari stepped on Kentucky's campus and created a Twitter account, the University of Kentucky basketball team has been at the forefront of social media.


UK's team accounts are close behind with more than 400,000 Twitter followers, more than 500,000 Facebook likes and more than 150,000 Instagram followers.

With more than 1.5 million Twitter followers, more than 550,000 Facebook likes and 250,000 Instagram followers, Coach Calipari is the leader in college athletics social media – and really it's not even close.

Rather than run away from social media, Calipari has encouraged the men's basketball program to embrace it and to use it as a tool. The Wildcats go through an annual class to learn the dos and don'ts of social media, how to use social media to build a brand, how to use it to reach others, and more.



We want to cut another net down! #BBN with @devinbook



RETWEETS 1,669 LIKES 3,509

FOLLOW THE WILDCATS

PLAYER	TWITTER	INSTAGRAM
Kentucky Basketball	@KentuckyMBB	@kentuckybbb
John Calipari	@UKCoachCalipari	@ukcoachcalipari
Bam Adebayo	@IAmBam13	@bam1of1
Isaiah Briscoe	@ZayBriscoe	@zaaay_
Brad Calipari	@bradcalipari	@bradcalipari
Jonny David	@jddavid010	@jddavid010
De'Aaron Fox	@Swipathefox	@swipathefox
Wenyen Gabriel	@WenyenGabriel	@weynyengabriel
Dominique Hawkins	@Dhawk_25	@dhawk_25
Isaac Humphries	@IsaacHumphries7	@isaachumphries7
Sacha Killeya-Jones	@The_SKJ	@the_skj
Malik Monk	@AhmadMonk	@ahmad_monk
Mychal Mulder	@MychalMulder	@mikemulder11
Dillon Pulliam	@DPull32	@dpull32
Derek Willis	@derek_willis33	@dwillsssss
Tai Wynyard	@WynyardTai	@taiwynyard


NIKE SWAG

Thanks to Nike's extensive research and product development, the Kentucky Wildcats stay on the cutting edge of quality and style with all of their gear.

All 22 sports at the University of Kentucky use Nike shoes and equipment. Over the course of a newly signed eight-year contract, one of the lengthiest contracts in collegiate sports, the Wildcats will receive millions of dollars worth of clothing and equipment.

In 2016-17, Kentucky will wear two new uniforms, which include a new all-white look for its home uniforms and a new all-blue look for its away games. Both uniforms will don the blue and white "pattern of excellence" checkerboard, which pays tribute to Kentucky's rich history of horse racing and is inspired from racking silks worn by 1973 Triple Crown winner Secretariat. As in years past, Kentucky will be one of a few, select schools to wear Nike's custom iD shoes, which coincide with its uniforms. Later in the season, UK and Nike will unveil an alternate third uniform.

"We've got a state that is all about hard work and effort, and we want people to understand that that's what it takes. If you put that jersey on, that's part of what it means at the University of Kentucky to represent the Commonwealth." – Mitch Barnhart, UK Athletics Director



THE UNIVERSITY OF KENTUCKY

DID YOU KNOW...

- More than 30,000 students on campus
- Record retention and graduation rates and bold goals for continued growth in our strategic plan
- Diverse, inclusive campus community with students from all 120 Kentucky counties, all 50 states and more than 100 countries
- Top 10 public institution for students who are National Merit, National Achievement and National Hispanic Finalists
- Nearly \$2 billion in campus construction, much of it paid with private dollars or in partnership, focused on student living and learning spaces; innovative, high-tech teaching and research space; and expansion of one of the fastest growing academic medical centers in the country
- One of eight institutions in the country with the full range of undergraduate, professional, health care and medical colleges and programs on a contiguous campus
- One of 22 institutions in the country with the trifecta of research designations for excellence in cancer, aging and translational science
- Nearly 100 national rankings for excellence in teaching, research and service
- Twenty-eight Top 10 ranked programs
- One of the world's leading research library systems - UK Libraries - boasting one of the largest book endowments in the United States
- UK HealthCare and UK Chandler Medical Center is one of the nation's finest academic medical centers with its state-of-the-art patient care facility and emergency rooms, advanced research and network of affiliate health care agencies to serve the Commonwealth and region
- UK is a cultural hub for arts engagement in the Commonwealth; through performances, exhibitions and educational programs, thousands are exposed to fine arts across the Commonwealth, region and world
- UK alumni see success too. A shining example of that success is Matt Cutts (A&S and Engineering 1995), a native of Morehead, Ky., who is one of Google's first 100 employees ever and was on the ground floor of what is today the world's largest search engine



OPEN UP A WORLD OF PROMISE

For more than 150 years, the University of Kentucky has served the people of the Commonwealth and our region. Through the education we provide, the creative research we conduct, and the care and service we render, we are the university for Kentucky -- the institution our Commonwealth has charged with asking and addressing the most penetrating questions confronting our state and her people, the vexations that challenge us in education, economic development, health care, and cultural and societal advance.

What does that commitment mean to you?

It means that from day one on our campus you can study with faculty who are leaders in their fields. You can walk 10 minutes in any direction and work with a world-class clinician, chemist, historian, poet, engineer, business specialist, and others. We hold fast to our first priority -- the development of our students, the young men and women who come here with bright, uncompromising potential and who we expect to leave here ready to lead lives of leadership, meaning and purpose.

We have a deep sense of service, along with an uncommon position as both the state's flagship and land-grant institution. Strong linkages exist among graduate education, academic research and our clinical medical enterprise. Those partnerships have helped build a nationally respected medical center that increasingly provides access to advanced subspecialty care for those most in need across the state and region.

Together, our campus is at the forefront of creativity and discovery. UK is currently one of only 22 public institutions with a trifecta of federal designations of excellence -- for aging, in cancer and with

respect to translational science. We have been home or educational proving ground for Nobel Laureates and the National Book Award winner; state poet laureates and winners of the Pulitzer Prize. Our faculty members across disciplines are working in communities to improve cancer-screening rates; are using the latest computational science technology to unlock the treasures of the Dead Sea Scrolls in Paris; or are providing their skills to improve drinking water in Central and South America.

To support our work, the University is investing more than \$1.7 billion in its academic, research, health care, athletic and community infrastructure, the vast majority of which is the result of private fund-raising efforts, public-private partnerships, and the support of university athletics. The physical transformation -- combined with our traditional mission of service, discovery and teaching -- has given us a sense of momentum and a renewed sense of purpose.

Our campus is the Commonwealth. Though we are in and of Lexington, we have a footprint through our extension network in all 120 Kentucky counties. Our health care enterprise partners with 170 clinical outreach practices reaching some 4,300 beds. The economic impact of our research exceeds \$580 million, creates jobs, generates tax revenue and addresses the seemingly intractable challenges we face.

As an institution, collectively, we represent a powerful pairing of global reach, but enduring commitment to one state. We have a vision to be one of the handful of truly outstanding residential public research campuses in the United States, a special place that elevates a commonwealth and impacts a larger world beyond its borders.



WE INVITE YOU TO COME SEE BLUE WITH US!



The physical transformation of the UK campus features academic, research, health care, athletic and community infrastructure.



CITY OF LEXINGTON

Lexington is considered one of the best college towns in America.


In fact, the American Institute for Economic Research ranked Lexington the ninth best small metro college town in its 2013-14 survey. Livability.com agreed, ranking Lexington a Top 5 College Town.

But what makes Lexington so great? Nestled in the heart of the Bluegrass, Lexington is a bustling, thriving city with Midwestern sensibilities and small-town Southern charm.

Lexington is within a day's drive of two-thirds of the U.S. population. Here, you will find a unique

blend of rural aesthetics with cosmopolitan amenities. The heart of downtown is just a 10-minute walk from campus residence halls, while a 10-minute drive from campus leads you to acres of rolling hills, bluegrass and picturesque horse farms.

Lexington is clean, safe and home to dozens of local eateries, shops and stores that make up our city's unique vibe. Within a short walk or a quick ride on the COLT Trolley from campus, you will find dozens of top-notch restaurants, coffee shops, pizza places, live music venues, dance clubs, unique book stores and more.





RECORDS

YEAR-BY-YEAR SCORING

YEAR	PLAYER	CL.	G	PTS	AVG.
1922-23	Carl Riefkin	Jr.	13	133	10.2
1923-24	Jim McFarland	So.	16	157	9.8
1924-25	Jim McFarland	Jr.	20	143	7.2
1925-26	Gayle Mohny	Jr.	18	200	11.1
1926-27	Paul Jenkins	Jr.	16	98	6.1
1927-28	Cecil Combs	So.	18	186	10.3
1928-29	Stan Milward	So.	17	116	6.8
1929-30	Cecil Combs	Sr.	19	125	6.6
1930-31	Carey Spicer	Sr.	18	190	10.6
1931-32	Aggie Sale	Jr.	17	235	13.8
1932-33	Aggie Sale	Sr.	24	324	13.5
1933-34	John "Frenchy" De Moisey	Sr.	17	212	12.5
1934-35	Leroy Edwards	So.	21	343	16.3
1935-36	Ralph Carlisle	So.	21	241	11.5
1936-37	Ralph Carlisle	Jr.	21	208	9.9
1937-38	Joe Hagan	Sr.	18	184	10.2
1938-39	Fred Curtis	Sr.	20	183	9.2
1939-40	Mickey Rouse	Sr.	21	175	8.3
1940-41	Jim King	Jr.	25	151	6.0
1941-42	Marvin Akers	Jr.	25	190	7.6
1942-43	Milt Ticco	Sr.	23	233	10.1
1943-44	Bob Brannum	Fr.	21	254	12.1
1944-45	Jack Tingle	So.	26	293	11.3
1945-46	Jack Parkinson	Jr.	30	339	11.3
1946-47	Alex Groza	So.	37	393	10.6
1947-48	Ralph Beard	Jr.	38	476	12.5
1948-49	Alex Groza	Sr.	34	698	20.5
1949-50	Bill Spivey	So.	30	578	19.3
1950-51	Bill Spivey	Jr.	33	635	19.2
1951-52	Cliff Hagan	Jr.	32	692	21.6
1953-54	Cliff Hagan	Sr.	25	600	24.0
1954-55	Bob Burrow	Jr.	26	495	19.0
1955-56	Bob Burrow	Sr.	25	528	21.1
1956-57	Johnny Cox	So.	28	544	19.4
1957-58	Vernon Hatton	Sr.	29	496	17.1
1958-59	Johnny Cox	Sr.	27	485	17.9
1959-60	Billy Ray Lickert	Jr.	20	288	14.4
1960-61	Billy Ray Lickert	Sr.	28	450	16.0
1961-62	Cotton Nash	So.	26	608	23.4
1962-63	Cotton Nash	Jr.	25	514	20.6
1963-64	Cotton Nash	Sr.	27	648	24.0
1964-65	Louie Dampier	So.	25	426	17.0
1965-66	Pat Riley	Jr.	29	637	22.0
1966-67	Louie Dampier	Sr.	26	537	20.6
1967-68	Mike Casey	So.	27	541	20.1
1968-69	Dan Issel	Jr.	28	746	26.6
1969-70	Dan Issel	Sr.	28	948	33.9
1970-71	Tom Parker	Jr.	28	492	17.6
1971-72	Jim Andrews	Jr.	28	602	21.5
1972-73	Jim Andrews	Sr.	28	562	20.1
1973-74	Kevin Grevey	Jr.	25	547	21.9
1974-75	Kevin Grevey	Sr.	31	730	23.6
1975-76	Jack Givens	So.	30	602	20.1
1976-77	Jack Givens	Jr.	30	566	18.9
1977-78	Jack Givens	Sr.	32	578	18.1
1978-79	Kyle Macy	Jr.	31	470	15.2
1979-80	Kyle Macy	Sr.	35	540	15.4
1980-81	Sam Bowie	So.	28	488	17.4
1981-82	Derrick Hord	Jr.	30	490	16.3
1982-83	Melvin Turpin	Jr.	31	468	15.1
1983-84	Melvin Turpin	Sr.	34	518	15.2
1984-85	Kenny Walker	Jr.	31	710	22.9
1985-86	Kenny Walker	Sr.	36	721	20.0
1986-87	Rex Chapman	Fr.	29	464	16.0
1987-88	Rex Chapman	So.	32	609	19.0
1988-89	LeRon Ellis	So.	32	511	16.0

QUICKEST TO 1,000 POINTS

	NAME	YEARS	GAMES TO 1,000	OPP. (DATE)
1.	Cotton Nash	1962-64	45	Florida (2-2-63)
2.	Dan Issel	1968-70	49	LSU (2-22-69)
3.	Bob Burrow	1955-56	51	Iowa (3-17-56)
4.	Mike Casey	1968-69, 71	51	Vandy (3-1-69)
5.	Kevin Grevey	1973-75	51	Florida (2-25-74)
6.	Bill Spivey	1950-51	52	Tenn. (2-17-51)
7.	Louie Dampier	1965-67	53	Duke (3-18-66)
8.	Pat Riley	1965-67	54	UTEP (3-19-66)
9.	Cliff Hagan	1951-52, 54	57	Duke (12-21-53)
10.	Patrick Patterson	2008-09	58	Creighton (3-23-09)

YEAR	PLAYER	CL.	G	PTS	AVG.
1989-90	Derrick Miller	Sr.	28	538	19.2
1990-91	John Pelphrey	Jr.	28	404	14.4
1991-92	Jamal Mashburn	So.	36	767	21.3
1992-93	Jamal Mashburn	Jr.	34	714	21.0
1993-94	Tony Delk	So.	34	564	16.6
1994-95	Tony Delk	Jr.	33	551	16.7
1995-96	Tony Delk	Sr.	36	639	17.8
1996-97	Ron Mercer	So.	40	725	18.1
1997-98	Jeff Sheppard	Sr.	39	521	13.7
1998-99	Scott Padgett	Sr.	37	467	12.6
1999-00	Jamaal Magloire	Sr.	33	435	13.2
2000-01	Keith Bogans	So.	34	577	17.0
2001-02	Tayshaun Prince	Sr.	32	560	17.5
2002-03	Keith Bogans	Sr.	36	564	15.7

YEAR	PLAYER	CL.	G	PTS	AVG.
2003-04	Gerald Fitch	Sr.	29	470	16.2
2004-05	Kelenna Azubuike	Jr.	34	499	14.7
2005-06	Rajon Rondo	So.	34	380	11.2
2006-07	Randolph Morris	Jr.	34	546	16.1
2007-08	Joe Crawford	Sr.	30	538	17.9
2008-09	Jodie Meeks	Jr.	36	854	23.7
2009-10	John Wall	Fr.	37	616	16.6
2010-11	Brandon Knight	Fr.	38	657	17.3
2011-12	Anthony Davis	Fr.	40	567	14.2
2012-13	Archie Goodwin	Fr.	33	466	14.1
2013-14	Julius Randle	Fr.	40	599	15.0
2014-15	Aaron Harrison	So.	39	430	11.0
2015-16	Jamal Murray	Fr.	36	720	20.0




It took Patrick Patterson 58 games to reach 1,000 points.




ALL-TIME LEADING SCORERS - VARSITY CAREER (THE 1,000-POINT CLUB)

	PLAYER (POSITION)	YEARS	SEASONS	POINTS	GAMES	AVERAGE
1.	Dan Issel (C)	3	1968-70	2,138	83	25.8
2.	Kenny Walker (F)	4	1983-86	2,080	132	15.8
3.	Jack Givens (F)	4	1975-78	2,038	123	16.6
4.	Keith Bogans (G)	4	2000-03	1,923	135	14.2
5.	Tony Delk (G)	4	1993-96	1,890	133	14.2
6.	Jamal Mashburn (F)	3	1991-93	1,843	98	18.8
7.	Kevin Grevey (F)	3	1973-75	1,801	84	21.4
8.	Tayshaun Prince (F)	4	1999-02	1,775	135	13.1
9.	Cotton Nash (C-F)	3	1962-64	1,770	78	22.6
10.	Alex Groza (C)	4	1945-47, 49	1,744	120	14.4
11.	Ed Davender (G)	4	1985-88	1,637	129	12.7
12.	Louie Dampier (G)	3	1965-67	1,575	80	19.7
13.	Patrick Patterson (F)	3	2008-10	1,564	97	16.1
14.	Mike Casey (G)	3	1968-69, 71	1,535	82	18.7
15.	Ralph Beard (G)	4	1946-49	1,517	139	10.8
16.	Melvin Turpin (C)	4	1981-84	1,509	123	12.3
17.	Cliff Hagan (C)	3	1951-52, 54	1,475	77	19.2
18.	Pat Riley (F)	3	1965-67	1,464	80	18.3
19.	Johnny Cox (F)	3	1957-59	1,461	84	17.3
20.	Joe Crawford (G)	4	2005-08	1,438	127	11.3
21.	Kyle Macy (G)	3	1978-80	1,411	98	14.4
22.	Winston Bennett (F)	4	1984-88	1,399	133	10.5
23.	Rick Robey (F-C)	4	1975-78	1,395	105	13.3
24.	Gerald Fitch (G)	4	2001-04	1,391	127	11.0
25.	Mike Phillips (C)	4	1975-78	1,367	120	11.4
26.	Mike Pratt (F)	3	1968-70	1,359	81	16.8
27.	Frank Ramsey (G)	3	1951-52, 54	1,344	91	14.7
28.	Ramel Bradley	4	2005-08	1,326	128	10.4
29.	Jim Andrews (C)	3	1971-73	1,320	80	16.5
30.	Sam Bowie (C-F)	3	1980-81, 84	1,285	86	14.7
31.	Jim Master (G)	4	1981-84	1,283	121	10.6
32.	John Pelphrey (F)	4	1988-92	1,257	114	11.0
33.	Scott Padgett (F)	4	1995-99	1,252	122	10.3
34.	Darius Miller (G-F)	4	2008-12	1,248	152	8.2
35.	Jodie Meeks (G)	3	2007-09	1,246	81	15.4
36.	Tom Parker (F)	3	1970-72	1,238	80	15.5
37.	Deron Feldhaus (F)	4	1988-92	1,232	124	9.6
38.	Derrick Hord (F)	4	1980-83	1,220	124	9.3
39.	Bill Spivey (C)	2	1950-51	1,213	63	19.3
40.	Chuck Hayes (F)	4	2002-05	1,211	134	9.0
41.	Rodrick Rhodes (F)	3	1993-95	1,208	99	12.2
42.	Wayne Turner (G)	4	1996-99	1,170	151	7.7
43.	Reggie Hanson (C)	4	1988-91	1,167	101	11.6
44.	Derrick Miller (G)	4	1987-90	1,156	105	11.0
45.	Vernon Hatton (G)	3	1956-58	1,153	76	15.1
46.	Wallace Jones (F)	4	1946-49	1,151	127	9.0
47.	Randolph Morris (C)	3	2005-07	1,123	89	12.6
48.	Jeff Sheppard (G)	4	1994-96, 98	1,091	134	8.1
49.	Bill Lickert (F-G)	3	1959-61	1,076	73	14.7
50.	Rex Chapman (G)	2	1987-88	1,073	61	17.6
51.	Dirk Minniefeld (G)	4	1980-83	1,069	123	8.7
52.	Terrence Jones (F)	2	2010-12	1,064	76	14.0
52.	Jamaal Magloire (C)	4	1997-00	1,064	145	7.3
54.	Erik Daniels (F)	4	2001-04	1,053	127	8.3
55.	Jim Line (F)	4	1947-50	1,041	135	7.7
56.	Bob Burrow (C)	2	1955-56	1,023	51	20.0
57.	Doron Lamb (G)	2	2010-12	1,018	76	11.9
58.	Ron Mercer (G-F)	2	1996-97	1,013	76	13.3
59.	Jimmy Conner (F-G)	3	1973-75	1,009	85	11.9
60.	Bobby Watson (G)	3	1950-52	1,001	96	10.4




Mike Casey scored 1,535 points from 1968-69, 1971.

1,000-POINT SCORERS




1 - DAN ISSEL - 2,138 POINTS

YEAR	G	FGM	FGA	Pct.	FTM	FTA	Pct.	TP	Avg.
1967-68	27	171	390	43.8	102	154	66.2	444	16.4
1968-69	28	285	534	53.4	176	232	75.9	746	26.6
1969-70	28	369	667	55.3	210	275	76.4	948	33.9
Totals	83	825	1591	51.9	488	661	73.8	2138	25.8




2 - KENNY WALKER - 2,080 POINTS

YEAR	G	FGM	FGA	Pct.	FTM	FTA	Pct.	TP	Avg.
1982-83	31	88	144	61.1	51	77	66.2	227	7.3
1983-84	34	171	308	55.5	80	109	73.4	422	12.4
1984-85	31	246	440	55.9	218	284	76.8	710	22.9
1985-86	36	260	447	58.2	201	263	76.4	721	20.0
Totals	132	765	1339	57.1	550	733	75.0	2080	15.8




3 - JACK GIVENS - 2,038 POINTS

YEAR	G	FGM	FGA	Pct.	FTM	FTA	Pct.	TP	Avg.
1974-75	31	126	255	49.4	40	54	74.1	292	9.4
1975-76	30	243	494	49.2	116	140	82.9	602	20.1
1976-77	30	236	459	51.4	94	113	83.2	566	18.9
1977-78	32	238	430	55.4	102	134	76.2	578	18.1
Totals	123	843	1638	51.5	352	441	79.8	2038	16.6




4 - KEITH BOGANS - 1,923 POINTS

YEAR	G	FGM	FGA	Pct.	3FG	3FGA	Pct.	FTM	FTA	Pct.	TP	Avg.
1999-00	33	138	339	40.7	48	164	29.3	87	135	64.4	411	12.5
2000-01	34	210	444	47.3	74	205	36.1	83	119	69.7	577	17.0
2001-02	32	129	327	39.4	52	165	31.5	61	91	67.0	371	11.6
2002-03	36	194	425	45.6	80	209	38.3	96	130	73.8	564	15.7
Totals	135	671	1535	43.7	254	743	34.2	327	475	68.8	1923	14.2



5 - TONY DELK - 1,890 POINTS

YEAR	G	FGM	FGA	Pct.	3FG	3FGA	Pct.	FTM	FTA	Pct.	TP	Avg.
1992-93	30	47	104	45.2	18	51	35.3	24	33	72.7	136	4.6
1993-94	34	200	440	45.5	95	254	37.4	69	108	63.9	564	16.6
1994-95	33	207	433	47.8	77	197	39.1	60	89	67.4	551	16.7
1995-96	36	229	464	49.4	93	210	44.3	88	110	80.0	639	17.8
Totals	133	683	1441	47.4	283	712	39.7	241	340	70.9	1890	14.2



6 - JAMAL MASHBURN - 1,843 POINTS

YEAR	G	FGM	FGA	Pct.	3FG	3FGA	Pct.	FTM	FTA	Pct.	TP	Avg.
1990-91	28	137	289	47.4	24	82	29.3	64	88	72.7	362	12.9
1991-92	36	279	492	56.7	58	132	43.9	151	213	70.9	767	21.3
1992-93	34	259	526	49.2	66	180	36.7	130	194	67.0	714	21.0
Totals	98	675	1307	51.6	148	394	37.6	345	495	69.7	1843	18.8




7 - KEVIN GREVEY - 1,801 POINTS

YEAR	G	FGM	FGA	Pct.	FTM	FTA	Pct.	TP	Avg.
1972-73	28	236	441	53.5	52	76	68.4	524	18.7
1973-74	25	232	457	50.8	83	100	83.0	547	21.9
1974-75	31	303	592	51.2	124	157	79.0	730	23.6
Totals	84	771	1490	51.7	259	333	77.8	1801	21.4




1,000-POINT SCORERS




8 - TAYSHAUN PRINCE - 1,775 POINTS												
YEAR	G	FGM	FGA	Pct.	3FG	3FGA	Pct.	FTM	FTA	Pct.	TP	Avg.
1998-99	37	82	198	41.4	29	101	28.7	21	32	65.6	214	5.8
1999-00	32	153	362	42.3	46	150	30.7	74	105	70.5	426	13.3
2000-01	34	207	418	49.5	64	179	35.8	97	115	84.3	575	16.9
2001-02	32	206	441	46.7	65	191	34.0	83	118	70.3	560	17.5
Totals	135	648	1419	45.7	204	621	32.9	275	370	74.3	1775	13.1




9 - COTTON NASH - 1,770 POINTS									
YEAR	G	FGM	FGA	Pct.	FTM	FTA	Pct.	TP	Avg.
1961-62	26	221	489	45.2	166	218	76.1	608	23.4
1962-63	25	176	471	37.3	162	236	68.6	514	20.6
1963-64	27	248	588	42.1	152	198	76.7	648	24.0
Totals	78	645	1548	41.7	480	652	73.6	1770	22.7



10 - ALEX GROZA - 1,744 POINTS									
YEAR	G	FGM	FGA	Pct.	FTM	FTA	Pct.	TP	Avg.
1944-45	10	62			41	57	71.9	165	16.5
1946-47	37	146	372	38.2	101	160	63.1	393	10.6
1947-48	39	200	530	37.7	88	140	62.9	488	12.5
1948-49	34	259	612	42.3	180	248	72.6	698	20.5
Totals	120	667			410	605	67.8	1744	14.5




11 - ED DAVENDER - 1,637 POINTS												
YEAR	G	FGM	FGA	Pct.	3FG	3FGA	Pct.	FTM	FTA	Pct.	TP	Avg.
1984-85	31	93	226	41.2	0	0	0.0	78	106	73.6	264	8.5
1985-86	36	155	354	43.8	0	0	0.0	104	131	79.4	414	11.5
1986-87	29	160	357	44.8	15	59	25.4	107	145	73.8	442	15.2
1987-88	33	173	371	46.6	22	72	30.6	149	171	87.1	517	19.0
Totals	129	581	1308	44.4	37	131	26.0	438	553	79.2	1637	12.7




12 - LOUIE DAMPIER - 1,575 POINTS									
YEAR	G	FGM	FGA	Pct.	FTM	FTA	Pct.	TP	Avg.
1964-65	25	171	334	51.2	84	100	84.0	426	17.0
1965-66	29	249	482	51.6	114	137	83.2	612	21.1
1966-67	26	219	443	49.4	99	119	83.1	537	20.6
Totals	80	639	1259	50.8	297	356	83.4	1575	19.7




13 - PATRICK PATTERSON - 1,564 POINTS												
YEAR	G	FGM	FGA	Pct.	3FG	3FGA	Pct.	FTM	FTA	Pct.	TP	Avg.
2007-08	25	162	282	57.4	0	3	0.0	87	119	73.1	411	16.4
2008-09	34	240	398	60.3	0	1	0.0	129	168	76.8	609	17.9
2009-10	38	215	374	57.5	24	69	34.8	90	130	69.2	544	14.3
Totals	97	617	1054	58.5	24	73	32.9	306	417	73.4	1564	16.1



14 - MIKE CASEY - 1,535 POINTS									
YEAR	G	FGM	FGA	Pct.	FTM	FTA	Pct.	TP	Avg.
1967-68	27	231	474	48.9	79	96	82.3	541	20.0
1968-69	28	228	494	46.2	78	103	75.7	534	19.1
1970-71	27	188	373	50.4	84	108	77.8	460	17.0
Totals	82	647	1341	48.2	241	307	78.5	1535	18.7




15 - RALPH BEARD - 1,517 POINTS									
YEAR	G	FGM	FGA	Pct.	FTM	FTA	Pct.	TP	Avg.
1945-46	30	111			57	110	51.8	279	9.3
1946-47	37	157	469	33.5	78	115	76.8	392	10.6
1947-48	38	194	536	36.2	88	149	59.1	476	12.5
1948-49	34	144	481	29.9	82	115	71.3	370	10.9
Totals	139	606			305	289	62.4	1517	10.9




16 - MELVIN TURPIN - 1,509 POINTS

YEAR	G	FGM	FGA	Pct.	FTM	FTA	Pct.	TP	Avg.
1980-81	28	50	95	52.6	31	44	70.5	131	4.7
1981-82	30	160	275	58.2	72	106	67.9	392	13.1
1982-83	31	192	311	61.7	84	125	67.2	468	15.1
1983-84	34	224	378	59.3	70	94	74.5	518	15.2
Totals	123	626	1059	59.1	257	369	69.6	1509	12.3




17 - CLIFF HAGAN - 1,475 POINTS

YEAR	G	FGM	FGA	Pct.	FTM	FTA	Pct.	TP	Avg.
1950-51	20	69	188	36.7	45	61	73.8	183	9.2
1951-52	32	264	633	41.7	164	235	69.8	692	21.6
1953-54	25	234	514	45.5	132	191	69.1	600	24.0
Totals	77	567	1335	42.5	341	487	70.0	1475	19.2



18 - PAT RILEY - 1,464 POINTS

YEAR	G	FGM	FGA	Pct.	FTM	FTA	Pct.	TP	Avg.
1964-65	25	160	370	43.2	55	89	61.8	375	15.0
1965-66	29	265	514	51.5	107	153	69.9	637	21.9
1966-67	26	165	373	44.2	122	156	78.2	452	17.4
Totals	80	590	1257	46.9	284	398	71.4	1464	18.3




19 - JOHNNY COX - 1,461 POINTS

YEAR	G	FGM	FGA	Pct.	FTM	FTA	Pct.	TP	Avg.
1956-57	28	203	490	41.4	138	180	76.7	544	19.4
1957-58	29	173	471	36.7	86	115	74.8	432	14.9
1958-59	27	188	464	40.5	109	146	74.6	485	17.9
Totals	84	564	1425	40.0	333	441	75.5	1461	17.4




20 - JOE CRAWFORD - 1,438 POINTS

YEAR	G	FGM	FGA	Pct.	3FG	3FGA	Pct.	FTM	FTA	Pct.	TP	Avg.
2004-05	31	35	97	36.1	13	49	26.5	15	26	57.7	98	3.2
2005-06	32	111	270	41.1	47	130	36.2	56	78	71.8	325	10.2
2006-07	34	178	401	44.4	63	180	35.0	58	91	63.7	477	14.0
2007-08	30	188	401	46.9	63	173	36.4	99	130	76.2	538	17.9
Totals	127	512	1169	43.8	186	532	35.0	228	325	70.2	1,438	11.3



21 - KYLE MACY - 1,411 POINTS

YEAR	G	FGM	FGA	Pct.	FTM	FTA	Pct.	TP	Avg.
1977-78	32	143	267	53.6	115	129	89.2	401	12.5
1978-79	31	179	355	50.4	112	129	86.8	470	15.2
1979-80	35	218	415	52.5	104	114	91.2	540	15.4
Totals	98	540	1037	52.1	331	372	89.0	1411	14.4



22 - WINSTON BENNETT - 1,399 POINTS

YEAR	G	FGM	FGA	Pct.	3FG	3FGA	Pct.	FTM	FTA	Pct.	TP	Avg.
1983-84	34	67	156	42.9	0	0	0.0	88	126	69.8	222	6.5
1984-85	30	82	191	42.9	0	0	0.0	52	77	67.5	216	7.2
1985-86	36	171	338	50.6	0	0	0.0	115	158	72.8	457	12.7
1987-88	33	195	380	51.3	1	2	50.0	113	155	72.9	504	15.3
Totals	133	515	1065	48.4	1	2	50.0	368	516	71.3	1399	10.5



23 - RICK ROBEY - 1,395 POINTS

YEAR	G	FGM	FGA	Pct.	FTM	FTA	Pct.	TP	Avg.
1974-75	31	135	248	54.4	51	63	81.0	321	10.4
1975-76	12	73	130	56.2	41	56	73.2	187	15.6
1976-77	30	158	276	57.3	111	161	68.9	427	14.2
1977-78	32	167	263	63.5	126	175	72.0	460	14.4
Totals	105	533	917	58.1	329	455	72.3	1395	13.3



1,000-POINT SCORERS




24 - GERALD FITCH - 1,391 POINTS

YEAR	G	FGM	FGA	Pct.	3FG	3FGA	Pct.	FTM	FTA	Pct.	TP	Avg.
2000-01	34	76	167	45.5	29	71	40.9	49	71	69.0	230	6.8
2001-02	28	85	187	45.5	30	87	34.5	48	69	69.6	248	8.9
2002-03	36	152	322	47.2	61	147	41.5	78	102	76.5	443	12.3
2003-04	29	148	343	43.1	79	197	40.1	95	125	76.0	470	16.2
Totals	127	461	1019	45.2	199	502	39.6	270	367	73.6	1391	11.0



25 - MIKE PHILLIPS - 1,367 POINTS

YEAR	G	FGM	FGA	Pct.	FTM	FTA	Pct.	TP	Avg.
1974-75	31	108	212	50.9	26	47	55.3	242	7.8
1975-76	30	199	367	54.2	69	117	59.0	467	15.6
1976-77	28	144	261	55.2	54	88	61.4	342	12.2
1977-78	31	125	210	59.5	66	87	75.9	316	10.2
Totals	120	576	1050	54.9	215	339	63.4	1367	11.4



26 - MIKE PRATT - 1,359 POINTS

YEAR	G	FGM	FGA	Pct.	FTM	FTA	Pct.	TP	Avg.
1967-68	27	152	334	45.5	76	111	68.5	380	14.1
1968-69	26	173	321	53.9	93	132	70.5	439	16.9
1969-70	28	219	470	46.6	102	145	70.3	540	19.3
Totals	81	544	1125	48.4	271	388	69.8	1359	16.8



27 - FRANK RAMSEY - 1,344 POINTS

YEAR	G	FGM	FGA	Pct.	FTM	FTA	Pct.	TP	Avg.
1950-51	34	135	413	32.7	75	123	60.9	345	10.1
1951-52	32	185	470	39.3	139	214	64.9	509	15.9
1953-54	25	179	430	41.6	132	181	72.9	490	19.6
Totals	91	499	1313	38.0	346	518	66.8	1344	14.8




28 - RAMEL BRADLEY - 1,326 POINTS

YEAR	G	FGM	FGA	Pct.	3FG	3FGA	Pct.	FTM	FTA	Pct.	TP	Avg.
2004-05	34	51	134	38.1	22	65	33.8	31	44	70.5	155	4.6
2005-06	30	81	201	40.3	28	93	30.1	46	59	78.0	236	7.9
2006-07	34	141	336	42.0	69	188	36.7	106	130	81.5	457	13.4
2007-08	30	139	330	42.1	58	153	37.9	142	171	83.0	478	15.9
Totals	128	412	1001	41.2	177	499	35.5	325	404	80.4	1326	10.4




29 - JIM ANDREWS - 1,320 POINTS

YEAR	G	FGM	FGA	Pct.	FTM	FTA	Pct.	TP	Avg.
1970-71	24	64	122	52.5	28	45	62.2	156	6.5
1971-72	28	236	409	57.7	130	186	69.9	602	21.5
1972-73	28	243	434	56.0	76	110	69.1	562	20.1
Totals	80	543	965	56.3	234	341	68.6	1320	16.5




30 - SAM BOWIE - 1,285 POINTS

YEAR	G	FGM	FGA	Pct.	FTM	FTA	Pct.	TP	Avg.
1979-80	34	165	311	53.1	110	144	76.4	440	12.9
1980-81	28	185	356	52.0	118	164	72.0	488	17.4
1983-84	34	133	258	51.6	91	126	72.2	357	10.5
Totals	96	483	925	52.2	319	434	73.5	1285	13.4




31 - JIM MASTER - 1,283 POINTS

YEAR	G	FGM	FGA	Pct.	FTM	FTA	Pct.	TP	Avg.
1980-81	27	64	142	45.1	48	56	85.7	176	6.5
1981-82	30	153	315	48.1	95	106	89.6	401	13.4
1982-83	31	166	313	53.0	56	69	81.2	388	12.5
1983-84	33	129	284	45.4	60	74	81.1	318	9.6
Totals	121	512	1054	48.6	259	305	84.9	1283	10.6

**32 - JOHN PELPHREY - 1,257 POINTS**

YEAR	G	FGM	FGA	PCT.	3FG	3FGA	PCT.	FTM	FTA	PCT.	TP	AVG.
1988-89	22	14	24	40.0	2	5	40.0	8	13	61.5	38	1.7
1989-90	28	112	259	43.2	44	120	36.7	97	129	75.2	365	13.0
1990-91	28	131	303	43.2	62	164	37.8	80	102	78.4	404	14.4
1991-92	36	145	296	49.0	52	144	36.1	108	139	77.7	450	12.5
Totals	114	402	882	45.6	160	433	37.0	293	383	76.5	1257	11.0

**33 - SCOTT PADGETT - 1,252 POINTS**


YEAR	G	FGM	FGA	PCT.	3FG	3FGA	PCT.	FTM	FTA	PCT.	TP	AVG.
1994-95	14	7	27	25.9	4	13	30.8	10	12	83.3	28	2.0
1996-97	32	100	244	41.0	47	138	34.1	61	80	76.3	308	9.6
1997-98	39	161	338	47.6	40	107	37.4	87	102	85.3	449	11.5
1998-99	37	156	335	46.6	61	160	38.1	94	138	68.1	467	12.6
Totals	122	424	944	44.9	152	418	36.4	252	332	75.9	1252	10.3

**34 - DARIUS MILLER - 1,248 POINTS**


YEAR	G	FGM	FGA	PCT.	3FG	3FGA	PCT.	FTM	FTA	PCT.	TP	AVG.
2008-09	36	66	161	41.0	18	54	33.3	41	51	80.4	191	5.3
2009-10	38	86	215	40.0	43	128	33.6	31	39	79.5	246	6.5
2010-11	38	149	312	47.8	58	131	44.3	58	68	85.3	414	10.9
2011-12	40	143	302	47.4	56	149	37.9	55	69	79.7	397	9.9
Totals	152	444	990	44.8	175	462	37.9	185	227	81.5	1248	8.2

**35 - JODIE MEEKS - 1,246 POINTS**


YEAR	G	FGM	FGA	PCT.	3FG	3FGA	PCT.	FTM	FTA	PCT.	TP	AVG.
2006-07	34	95	227	41.9	44	121	36.4	61	68	89.7	295	8.7
2007-08	11	27	88	30.7	16	50	32.0	27	34	79.4	97	8.8
2008-09	36	263	568	46.3	117	288	40.6	211	234	90.2	854	23.7
Totals	81	385	883	43.6	177	459	38.6	299	336	89.0	1246	15.4

**36 - TOM PARKER - 1,238 POINTS**


YEAR	G	FGM	FGA	PCT.	FTM	FTA	PCT.	TP	AVG.
1969-70	25	117	232	50.4	26	35	74.3	260	10.4
1970-71	28	209	413	50.6	74	91	81.3	492	17.6
1971-72	27	203	429	47.3	80	101	79.2	486	18.0
Totals	80	529	1074	49.3	180	227	79.3	1238	15.5

**37 - DERON FELDHAUS - 1,231 POINTS**

YEAR	G	FGM	FGA	PCT.	3FG	3FGA	PCT.	FTM	FTA	PCT.	TP	AVG.
1988-89	32	48	100	48.0	2	6	33.3	20	31	64.5	118	3.7
1989-90	28	135	273	49.5	32	88	36.4	101	134	75.4	403	14.4
1990-91	28	106	203	52.2	29	74	39.2	60	88	69.3	301	10.8
1991-92	36	138	290	47.6	48	128	37.5	85	107	79.4	409	11.4
Totals	124	427	866	49.3	111	296	37.5	267	360	74.2	1231	9.6

**38 - DERRICK HORD - 1,220 POINTS**

YEAR	G	FGM	FGA	PCT.	FTM	FTA	PCT.	TP	AVG.
1979-80	35	78	166	47.0	49	64	76.6	205	5.9
1980-81	28	97	239	40.6	54	72	75.0	248	8.9
1981-82	30	194	394	49.2	102	131	77.9	490	16.3
1982-83	31	106	211	50.2	65	79	82.3	277	8.9
Totals	124	475	1010	47.0	270	346	78.0	1220	9.8

**39 - BILL SPIVEY - 1,213 POINTS**


YEAR	G	FGM	FGA	PCT.	FTM	FTA	PCT.	TP	AVG.
1949-50	30	255	619	36.3	128	176	72.7	578	19.3
1950-51	33	252	632	39.9	131	211	62.0	635	19.2
Totals	63	477	1251	38.1	259	387	66.9	1213	19.3




1,000-POINT SCORERS




40 - CHUCK HAYES - 1,211 POINTS												
YEAR	G	FGM	FGA	PCT.	3FG	3FGA	PCT.	FTM	FTA	PCT.	TP	AVG.
2001-02	32	67	145	46.2	6	22	27.3	48	65	73.8	188	5.9
2002-03	36	110	225	48.9	8	33	24.2	82	104	78.8	310	8.6
2003-04	32	131	246	53.3	3	12	25.0	77	113	68.1	342	10.7
2004-05	34	144	283	50.9	2	11	18.2	81	111	73.0	371	10.9
Totals	134	452	899	50.3	19	78	24.4	288	393	73.3	1211	9.0




41 - RODRICK RHODES - 1,209 POINTS												
YEAR	G	FGM	FGA	PCT.	3FG	3FGA	PCT.	FTM	FTA	PCT.	TP	AVG.
1992-93	33	101	224	45.1	27	70	38.6	70	101	69.3	299	9.1
1993-94	33	142	326	43.6	32	117	27.4	167	215	77.7	483	14.6
1994-95	33	130	333	39.0	39	110	35.5	128	164	78.0	427	12.9
Totals	99	373	883	42.2	98	297	32.9	365	480	76.0	1209	12.2



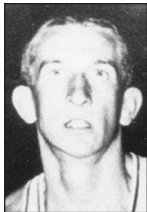
42 - WAYNE TURNER - 1,170 POINTS												
YEAR	G	FGM	FGA	PCT.	3FG	3FGA	PCT.	FTM	FTA	PCT.	TP	AVG.
1995-96	35	65	122	53.3	1	4	25.0	25	40	62.5	156	4.5
1996-97	40	112	240	46.7	4	15	26.7	36	68	52.9	264	6.6
1997-98	39	137	285	48.1	21	57	36.8	67	108	62.0	362	9.3
1998-99	37	141	285	49.5	12	43	27.9	94	137	68.6	388	10.5
Totals	151	455	932	48.8	38	119	31.9	222	353	62.9	1170	7.7



43 - REGGIE HANSON - 1,167 POINTS												
YEAR	G	FGM	FGA	PCT.	3FG	3FGA	PCT.	FTM	FTA	PCT.	TP	AVG.
1987-88	16	6	17	35.3	0	0	0.0	9	10	90.0	21	1.3
1988-89	29	114	222	51.4	0	0	0.0	57	76	75.0	285	9.8
1989-90	28	165	332	49.7	35	96	36.5	94	127	74.0	459	16.4
1990-91	28	142	274	51.8	15	47	31.9	103	145	71.0	402	14.4
Totals	101	427	845	50.5	50	143	34.9	263	357	73.7	1167	11.6



44 - DERRICK MILLER - 1,156 POINTS												
YEAR	G	FGM	FGA	PCT.	3FG	3FGA	PCT.	FTM	FTA	PCT.	TP	AVG.
1986-87	29	55	141	39.0	35	81	43.2	6	14	42.9	151	5.2
1987-88	16	8	38	21.1	3	24	12.5	2	3	66.7	21	1.3
1988-89	32	170	373	45.6	54	139	38.8	52	71	73.2	446	13.9
1989-90	28	198	502	39.4	99	289	34.3	43	57	75.4	538	19.2
Totals	105	431	1054	40.9	191	533	35.8	103	145	71.0	1156	11.0




45 - VERNON HATTON - 1,153 POINTS												
YEAR	G	FGM	FGA	PCT.	FTM	FTA	PCT.	TP	AVG.			
1955-56	26	123	249	49.4	100	150	66.7	346	13.3			
1956-57	21	112	255	43.9	87	119	73.1	311	14.8			
1957-58	29	192	458	41.9	112	144	77.8	496	17.1			
Totals	76	427	962	44.4	299	413	72.4	1153	15.2			




46 - WALLACE JONES - 1,151 POINTS												
YEAR	G	FGM	FGA	PCT.	FTM	FTA	PCT.	TP	AVG.			
1945-46	30	105			80	126	63.5	290	9.7			
1946-47	29	87	302	28.8	43	78	55.1	217	7.5			
1947-48	36	133	427	31.3	69	103	67.0	335	9.3			
1948-49	32	130	440	29.5	49	75	65.3	309	9.7			
Totals	127	455			241	382	63.1	1151	9.1			




47 - RANDOLPH MORRIS - 1,123 POINTS												
YEAR	G	FGM	FGA	PCT.	3FG	3FGA	PCT.	FTM	FTA	PCT.	TP	AVG.
2004-05	34	105	199	52.8	0	0	0.0	88	143	61.5	298	8.8
2005-06	21	110	181	60.8	0	0	0.0	59	86	68.6	279	13.3
2006-07	34	202	341	59.2	0	1	0.0	142	208	68.3	546	16.1
Totals	89	417	721	57.8	0	1	0.0	289	437	66.1	1123	12.6




48 - JEFF SHEPPARD - 1,091 POINTS												
YEAR	G	FGM	FGA	PCT.	3FG	3FGA	PCT.	FTM	FTA	PCT.	TP	Avg.
1993-94	29	40	72	55.6	7	19	36.8	20	31	64.5	107	3.7
1994-95	33	99	225	44.0	28	78	35.9	49	65	75.4	275	8.3
1995-96	34	65	125	52.0	22	44	50.0	36	58	62.1	188	5.5
1997-98	38	186	419	44.4	71	189	37.6	78	111	70.3	521	13.7
Totals	134	390	841	46.4	128	330	38.8	183	265	69.1	1091	8.1



49 - BILLY RAY LICKERT - 1,076 POINTS										
YEAR	G	FGM	FGA	PCT.	FTM	FTA	PCT.	TP	Avg.	
1958-59	25	126	291	43.2	86	117	73.5	338	12.5	
1959-60	20	110	274	40.1	68	95	71.6	288	14.4	
1960-61	28	166	395	42.0	118	152	77.6	450	16.0	
Totals	73	402	960	41.9	272	364	74.7	1076	14.7	




50 - REX CHAPMAN - 1,073 POINTS												
YEAR	G	FGM	FGA	PCT.	3FG	3FGA	PCT.	FTM	FTA	PCT.	TP	Avg.
1986-87	29	173	390	44.4	68	176	38.6	50	68	73.5	464	16.0
1987-88	32	231	461	50.1	66	159	41.5	81	102	79.4	609	19.0
Totals	61	404	851	47.5	134	335	40.0	131	170	77.1	1073	17.6



51 - DIRK MINNIEFIELD - 1,069 POINTS										
YEAR	G	FGM	FGA	PCT.	FTM	FTA	PCT.	TP	Avg.	
1979-80	34	68	142	47.9	35	49	71.4	171	5.0	
1980-81	28	118	213	55.4	55	63	87.3	291	10.4	
1981-82	30	128	251	51.0	84	111	75.7	340	11.3	
1982-83	31	108	199	54.3	51	68	75.0	267	8.6	
Totals	123	422	805	52.4	225	291	77.3	1069	8.7	




52 - TERENCE JONES - 1,064 POINTS												
YEAR	G	FGM	FGA	PCT.	3FG	3FGA	PCT.	FTM	FTA	PCT.	TP	Avg.
2010-11	38	206	466	44.2	26	79	32.9	157	243	64.6	595	15.7
2011-12	38	177	354	50.0	16	49	32.7	99	158	62.7	469	12.3
Totals	76	383	820	46.7	42	128	32.8	256	401	63.8	1064	14.0



53 - JAMAAL MAGLOIRE - 1,064 POINTS										
YEAR	G	FGM	FGA	PCT.	FTM	FTA	PCT.	TP	Avg.	
1996-97	40	75	153	49.0	45	82	54.9	195	4.9	
1997-98	38	77	158	48.7	43	64	67.2	197	5.2	
1998-99	34	94	177	53.1	49	85	57.6	237	7.0	
1999-00	33	148	296	50.0	139	203	68.5	435	13.2	
Totals	145	394	784	50.3	276	434	63.6	1064	7.3	



54 - ERIK DANIELS - 1,053 POINTS												
YEAR	G	FGM	FGA	PCT.	3FG	3FGA	PCT.	FTM	FTA	PCT.	TP	Avg.
2000-01	33	64	133	56.6	5	18	27.8	38	63	60.3	171	5.2
2001-02	36	46	110	41.8	3	19	15.8	17	31	54.8	112	3.7
2002-03	32	136	240	56.7	4	13	30.8	29	46	63.0	305	9.5
2003-04	32	201	346	58.1	7	23	30.4	56	89	62.9	465	14.5
Totals	127	447	809	55.3	19	73	26.0	140	229	61.1	1053	8.3



55 - JIM LINE - 1,041 POINTS												
YEAR	G	FGM	FGA	PCT.	FTM	FTA	PCT.	TP	Avg.			
1946-47	35	86	209	41.1	27	40	67.5	199	5.7			
1947-48	38	107	296	36.1	51	62	82.2	265	7.0			
1948-49	32	70	195	35.8	43	51	84.3	183	5.7			
1949-50	30	155	369	42.0	84	122	69.6	394	13.1			
Totals	135	418	1069	39.1	205	275	74.5	1041	7.7			



1,000-POINT SCORERS




56 - BOB BURROW - 1,023 POINTS

YEAR	G	FGM	FGA	PCT.	FTM	FTA	PCT.	TP	AVG.
1954-55	26	198	473	41.9	99	159	62.3	495	19.0
1955-56	25	207	463	44.7	114	171	66.7	528	21.1
Totals	51	405	936	43.3	213	330	64.5	1023	20.1




57 - DORON LAMB - 1,018 POINTS

YEAR	G	FGM	FGA	PCT.	3FG	3FGA	PCT.	FTM	FTA	PCT.	TP	AVG.
2010-11	38	161	324	49.7	68	140	48.6	79	100	79.0	469	12.3
2011-12	40	175	369	47.4	76	163	46.6	123	149	82.6	549	13.7
Totals	78	336	693	48.5	144	303	47.5	202	249	81.1	1018	13.1




58 - RON MERCER - 1,013 POINTS

YEAR	G	FGM	FGA	PCT.	3FG	3FGA	PCT.	FTM	FTA	PCT.	TP	AVG.
1995-96	36	107	234	45.7	23	68	33.8	51	65	78.5	288	8.0
1996-97	40	297	603	49.3	49	141	34.8	82	105	78.1	725	18.1
Totals	76	404	837	48.3	72	209	34.4	133	170	78.2	1013	13.3



59 - JIMMY DAN CONNER - 1,009 POINT

YEAR	G	FGM	FGA	PCT.	FTM	FTA	PCT.	TP	AVG.
1972-73	28	136	286	47.6	41	66	62.1	313	11.2
1973-74	26	128	246	52.0	56	83	67.5	312	12.0
1974-75	31	171	338	50.6	42	69	60.9	384	12.4
Totals	85	435	870	50.0	139	218	63.8	1009	11.9



60 - BOBBY WATSON - 1,001 POINTS

YEAR	G	FGM	FGA	PCT.	FTM	FTA	PCT.	TP	AVG.
1949-50	30	84	269	31.2	59	90	65.5	227	7.6
1950-51	34	151	460	32.8	51	68	75.0	353	10.4
1951-52	32	184	517	35.6	53	80	66.2	421	13.1
Totals	96	419	1246	33.6	163	238	68.5	1001	10.4

YEAR-BY-YEAR FIELD-GOAL PERCENTAGE

YEAR	PLAYER	CL.	FGM	FGA	PCT.
1946-47	James Line	Fr.	86	209	.411
1947-48	Alex Groza	Jr.	200	530	.377
1948-49	Alex Groza	Sr.	259	612	.423
1949-50	James Line	Sr.	155	369	.420
1950-51	Bill Spivey	Jr.	252	632	.399
1951-52	Cliff Hagan	Jr.	264	633	.417
1953-54	Cliff Hagan	Sr.	234	514	.455
1954-55	Bob Burrow	Jr.	198	473	.419
1955-56	Vernon Hatton	So.	123	249	.494
1956-57	Vernon Hatton	Jr.	112	255	.439
1957-58	Vernon Hatton	Sr.	192	458	.419
1958-59	Bennie Coffman	Jr.	110	216	.509
1959-60	Billy Ray Lickert	Jr.	110	274	.401
1960-61	Billy Ray Lickert	Sr.	166	395	.420
1961-62	Larry Pursiful	Sr.	204	400	.510
1962-63	Don Rolfes	So.	68	134	.507
1963-64	Larry Conley	So.	114	231	.493
1964-65	Louie Dampier	So.	171	334	.512
1965-66	Louie Dampier	Jr.	249	482	.516
1966-67	Cliff Berger	Jr.	98	176	.556
1967-68	Mike Casey	So.	231	474	.489
1968-69	Mike Pratt	Jr.	173	321	.539
1969-70	Dan Issel	Sr.	369	667	.553
1970-71	Kent Hollenbeck	Jr.	113	212	.533
1971-72	Jim Andrews	Jr.	236	409	.577
1972-73	Jim Andrews	Sr.	243	434	.560
1973-74	Bob Guyette	Jr.	138	248	.557
1974-75	Rick Robey	Fr.	135	248	.544
1975-76	Mike Phillips	So.	199	367	.542
1976-77	Rick Robey	Jr.	158	276	.573
1977-78	Rick Robey	Sr.	167	263	.635
1978-79	LaVon Williams	Jr.	119	219	.543
1979-80	Sam Bowie	Fr.	165	311	.531
1980-81	Dirk Minniefield	So.	118	213	.554
1981-82	Melvin Turpin	So.	160	275	.582
1982-83	Charles Hurt	Sr.	102	162	.630

YEAR	PLAYER	CL.	FGM	FGA	PCT.
1983-84	Melvin Turpin	Sr.	224	378	.593
1984-85	Kenny Walker	Jr.	246	440	.559
1985-86	Kenny Walker	Sr.	260	447	.582
1986-87	Rob Lock	Jr.	91	161	.565
1987-88	Rob Lock	Sr.	123	219	.562
1988-89	LeRon Ellis	So.	200	385	.519
1989-90	Reggie Hanson	Jr.	165	332	.497
1990-91	Deron Feldhaus	Jr.	106	203	.522
1991-92	Jamal Mashburn	So.	279	492	.567
1992-93	Travis Ford	Jr.	129	245	.527
1993-94	Andre Riddick	Jr.	117	207	.565
1994-95	Andre Riddick	Sr.	68	123	.553
1995-96	Walter McCarty	Sr.	152	280	.543
1996-97	Jared Prickett	Sr.	116	211	.550
1997-98	Nazr Mohammed	Jr.	190	318	.597
1998-99	Michael Bradley	So.	157	239	.657
1999-00	Jamaal Magloire	Sr.	148	296	.500
2000-01	Marquis Estill	So.	85	141	.603
2001-02	Marquis Estill	Jr.	111	178	.624
2002-03	Marquis Estill	Sr.	169	288	.587
2003-04	Erik Daniels	Sr.	201	346	.581
2004-05	Randolph Morris	Fr.	105	199	.528
2005-06	Randolph Morris	So.	110	181	.608
2006-07	Randolph Morris	Jr.	202	341	.592
2007-08	Perry Stevenson	So.	69	120	.575
2008-09	Patrick Patterson	So.	240	398	.603
2009-10	Patrick Patterson	Jr.	215	374	.575
2010-11	Josh Harrellson	Sr.	127	208	.611
2011-12	Anthony Davis	Fr.	210	337	.623
2012-13	Willie Cauley-Stein	Fr.	105	169	.621
2013-14	Willie Cauley-Stein	So.	106	178	.596
2014-15	Willie Cauley-Stein	Jr.	135	236	.572
2015-16	Marcus Lee	Jr.	102	150	.680

INDIVIDUAL RECORDS

FIELD GOALS MADE

Game: 23

Dan Issel at Ole Miss (2-7-1970)

Season: 369

Dan Issel (1969-1970)

Career: 843

Jack Givens (1975-1978)

FIELD GOALS ATTEMPTED

Game: 42

Bill Spivey (2-18-1950)

Season: 667

Dan Issel (1969-1970)

Career: 1,638

Jack Givens (1975-1978)

HIGHEST FIELD-GOAL PERCENTAGE

Game (min. 10 made): 1.000

Rodney Dent vs. Morehead State (12-17-1993) [12 of 12]

Kenny Walker vs. Western Kentucky (3-16-1986) [11 of 11]

Season (min. 100 att.): .680

Marcus Lee (2015-16) [102 of 150]

Career (min. 400 att.): .602

Marquis Estill (2001-03) [365 of 606]

LONGEST FIELD GOAL MADE

Game: 63 feet, 7 inches

Cliff Barker vs. Vanderbilt (2-26-1949 in Alumni Gym)

Other Long Shots on Record

53 ft. 9 in., Ralph Beard vs. Tennessee in 1947-48

53 ft. 6 in., Linville Puckett vs. Mississippi State in 1953-54

48 ft. 2 in., Red Hagan vs. Marquette in 1937-38

47-feet, Vernon Hatton vs. Temple [12-7-1957] that tied the score at the end of the first overtime. UK later won the game in three overtimes, 85-83



Jack Givens holds the career field-goal mark. He made 843 field goals in 1,683 attempts from 1975-78.

FREE THROWS

CAREER LEADERS

FREE THROWS MADE

Player	Seasons	G	FTA	FTM
1. Kenny Walker	1983-86	132	733	550
2. Dan Issel	1968-70	83	661	488
3. Cotton Nash	1962-64	78	652	480
4. Ed Davender	1985-88	129	553	438
5. Alex Groza	1947-49	120	548	410
6. Winston Bennett	1984-86, 88	133	516	368
7. Rodrick Rhodes	1993-95	99	480	365
8. Jack Givens	1975-78	132	441	352
9. Frank Ramsey	1951-52, 54	91	518	346
10. Jamal Mashburn	1991-93	98	495	345

FREE THROWS ATTEMPTED

Player	Seasons	G	FTM	FTA
1. Kenny Walker	1983-86	132	550	733
2. Dan Issel	1968-70	83	488	661
3. Cotton Nash	1962-64	78	480	652
4. Alex Groza	1947-49	120	410	548
5. Ed Davender	1985-88	129	438	553
6. Frank Ramsey	1951-52, 54	91	346	518
7. Winston Bennett	1984-86, 88	133	368	516
8. Jamal Mashburn	1991-93	98	345	495
9. Ralph Beard	1946-49	139	305	489
10. Cliff Hagan	1951-52, 54	77	341	487

FREE-THROW PERCENTAGE (MIN. 200 ATTEMPTS)

Player	Seasons	FTM	FTA	Pct
1. Jodie Meeks	2007-09	299	336	.890
Kyle Macy	1978-80	331	372	.890
3. Travis Ford	1993-94	239	271	.882
4. Jim Master	1981-84	259	305	.849
5. Tyler Ulis	2014-16	209	247	.846
6. Richie Farmer	1989-92	207	247	.838
7. Louie Dampier	1965-67	297	356	.834
8. Anthony Epps	1994-97	208	254	.819
9. Darius Miller	2008-12	185	227	.815
10. Larry Pursiful	1960-62	214	263	.814

SINGLE-SEASON LEADERS

FREE THROWS MADE

Player	Season	G	FTA	FTM
1. Kenny Walker	1984-85	31	284	218
2. Jodie Meeks	2008-09	36	234	211
3. Dan Issel	1969-70	28	275	210
4. Julius Randle	2013-14	40	289	204
5. Kenny Walker	1985-86	36	263	201
6. Alex Groza	1948-49	34	248	180
7. Dan Issel	1968-69	28	232	176
8. John Wall	2009-10	37	232	175
9. Tyler Ulis	2015-16	35	195	167
Rodrick Rhodes	1993-94	33	215	167

FREE THROWS ATTEMPTED

Player	Season	G	FTM	FTA
1. Julius Randle	2013-14	40	204	289
2. Kenny Walker	1984-85	31	218	284
3. Dan Issel	1969-70	28	210	275
4. DeMarcus Cousins	2009-10	38	162	268
5. Kenny Walker	1985-86	36	201	263
6. Alex Groza	1948-49	34	180	248
7. Cotton Nash	1962-63	25	162	236
8. Cliff Hagan	1951-52	32	164	235
9. Jodie Meeks	2008-09	36	211	234
10. John Wall	2009-10	37	175	232
Dan Issel	1968-69	28	176	232

FREE-THROW PERCENTAGE (MIN. 50 ATTEMPTS)

Player	Season	FGM	FGA	Pct
1. Travis Ford	1994	103	113	.912
Kyle Macy	1980	104	114	.912
3. Jodie Meeks	2009	211	234	.902
4. Jodie Meeks	2007	61	68	.897
5. Jim Master	1982	95	106	.896
6. Kyle Macy	1978	115	129	.892
7. Gimel Martinez	1992	68	77	.883
8. Kent Hollenbeck	1971	82	93	.882

Bennie Coffman	1960	67	76	.882
10. Travis Ford	1993	104	118	.881

CONSECUTIVE FREE THROWS MADE

Player (Seasons)	FT
1. Travis Ford (1992-93 to 1993-94)	50
2. Jim Master (1981-82)	40
3. Jodie Meeks (2008-09)	36
4. Ed Davender (1987-88)	33
5. Kyle Macy (1978-79 to 1979-80)	32

SINGLE-GAME LEADERS

FREE THROWS MADE

Player, Opponent (Date)	FTM
1. Dwight Anderson vs. Mississippi State (2-12-1979)	18
2. Cotton Nash at Vanderbilt (1-8-1962)	17
Roger Newman vs. Ohio State (3-18-1961)	17
Cliff Hagan vs. Temple (12-5-1953)	17
Cliff Hagan vs. Ole Miss (1-3-1952)	17
6. Rodrick Rhodes vs. Ole Miss (1-18-1995)	16
Jamal Mashburn vs. Eastern Kentucky (12-8-1992)	16
Kenny Walker vs. Alabama (3-8-1986)	16
Scotty Baesler at Vanderbilt (1-7-1963)	16
10. Nine players with (Tyler Ulis at Arkansas, 1-21-16)	14

FREE THROWS ATTEMPTED

Player, Opponent (Date)	FTA
1. Cliff Hagan vs. Temple (12-5-1953)	24
2. Dwight Anderson vs. Mississippi State (2-12-1979)	23
3. Roger Newman vs. Ohio State (3-18-1961)	22
4. Alex Groza vs. Tulane (3-5-1949)	21
5. Heshimu Evans vs. Ole Miss (3-5-1999)	20
Rodrick Rhodes vs. Ole Miss (1-18-1995)	20
Kenny Walker vs. Kansas (12-31-1984)	20
Jim Andrews vs. Kentucky (1-10-1972)	20
Dan Issel vs. Notre Dame (12-27-1969)	20
Dan Issel vs. Navy (12-19-1969)	20

FREE-THROW PERCENTAGE (MIN. 12 ATTEMPTS)

Player, Opponent (Date)	Pct
1. Jodie Meeks at Tennessee (1-13-2009) [14 of 14]	1.000
Jodie Meeks vs. West Virginia (11-29-2008) [12 of 12]	1.000
Ramel Bradley vs. Gardner-Webb (11-7-2007) [14 of 14]	1.000
Travis Ford vs. Ohio State (12-22-1993) [13 of 13]	1.000
Kyle Macy vs. Vanderbilt (1-19-1980) [12 of 12]	1.000
Rick Robey vs. Vanderbilt (3-1-1975) [12 of 12]	1.000
Kevin Grevey at Georgia (2-19-1973) [12 of 12]	1.000
Dan Issel vs. Miami, Ohio (3-15-1969) [12 of 12]	1.000
Louie Dampier vs. Oregon State (12-22-1966) [14 of 14]	1.000
Louie Dampier vs. Florida (1-30-1965) [13 of 13]	1.000
Cotton Nash vs. Notre Dame (12-29-1962) [12 of 12]	1.000
Larry Pursiful vs. Kansas State (12-23-1961) [12 of 12]	1.000
Johnny Cox vs. Maryland (12-15-1956) [12 of 12]	1.000
Phil Grawemeyer vs. Florida (2-3-1955) [12 of 12]	1.000

TEAM

RECORDS

FREE THROWS MADE

Game: 46

at Vanderbilt (1-7-1963)

Season: 678

2011-12

MOST FREE THROWS ATTEMPTED

Game: 56

vs. Mississippi State (2-12-1979)

Season: 971

2009-10

HIGHEST FREE-THROW PERCENTAGE

Game (min. 10 attempts): 1.000

vs. Mississippi St. (2-8-1983) [19 of 19]

vs. Duke (3-3-1930) [19 of 19]

vs. Austin Peay (12-19-2009) [18 of 18]

at Ole Miss (1-28-1989) [13 of 13]

vs. Georgia (3-13-1988) [12 of 12]

vs. Florida (2-7-2012) [11 of 11]

vs. Auburn (2-27-1983) [11 of 11]

at Vanderbilt (3-2-1974) [11 of 11]

vs. Alabama (2-1-1934) [11 of 11]

at Alabama (1-18-1989) [10 of 10]

FEWEST FREE THROWS ATTEMPTED

Game: 1

vs. Auburn (3-10-1984)

at Tennessee (1-5-1980)

vs. Georgia (2-8-1975)



YEAR-BY-YEAR FREE-THROW PERCENTAGE

YEAR	PLAYER	CL.	FT	FTA	PCT.
1945-46	Wilbur Schu	Sr.	58	82	.707
1946-47	Kenneth Rollins	Jr.	86	107	.803
1947-48	Kenneth Rollins	Jr.	67	92	.728
1948-49	Alex Groza	Sr.	180	248	.725
1949-50	Bill Spivey	So.	128	176	.727
1950-51	Shelby Linville	Jr.	53	70	.757
1951-52	Cliff Hagan	Jr.	164	235	.697
1953-54	Bill Evans	Jr.	49	63	.778
1954-55	Bill Evans	Sr.	81	109	.743
1955-56	Bob Burrow	Sr.	114	171	.667
	Vernon Hatton	So.	100	150	.667
1956-57	Johnny Cox	So.	138	180	.766
1957-58	Vernon Hatton	Sr.	112	144	.777
1958-59	Don Mills	Jr.	101	122	.827
1959-60	Bennie Coffman	Sr.	67	76	.882
1960-61	Larry Pursiful	Jr.	99	118	.838
1961-62	Larry Pursiful	Sr.	89	109	.816
1962-63	Scotty Baesler	Sr.	59	69	.855
1963-64	Terry Mobley	Jr.	43	56	.767
1964-65	Louie Dampier	So.	84	100	.840
1965-66	Tommy Kron	Sr.	57	67	.851
1966-67	Louie Dampier	Sr.	99	119	.831
1967-68	Mike Casey	So.	79	96	.823
1968-69	Dan Issel	Jr.	176	232	.759
1969-70	Dan Issel	Sr.	210	275	.764
1970-71	Kent Hollenbeck	Jr.	82	93	.882
1971-72	Ronnie Lyons	So.	70	80	.875
1972-73	Mike Flynn	So.	55	75	.733
1973-74	Kevin Grevey	Jr.	83	100	.830
1974-75	Rick Robey	Fr.	51	63	.810
1975-76	Jack Givens	So.	116	140	.829
1976-77	Jack Givens	Jr.	94	113	.832
1977-78	Kyle Macy	So.	115	129	.892
1978-79	Kyle Macy	Jr.	112	129	.868
1979-80	Kyle Macy	Sr.	104	114	.912
1980-81	Dirk Minniefield	So.	55	63	.873

YEAR	PLAYER	CL.	FT	FTA	PCT.
1981-82	Jim Master	So.	95	106	.896
1982-83	Derrick Hord	Sr.	65	79	.823
1983-84	Jim Master	Sr.	60	74	.811
1984-85	Kenny Walker	Jr.	218	284	.768
1985-86	Ed Davender	So.	104	131	.794
1986-87	Ed Davender	Jr.	107	145	.738
1987-88	Ed Davender	Sr.	149	171	.871
1988-89	Reggie Hanson	So.	57	76	.750
1989-90	Richie Farmer	So.	50	59	.847
1990-91	Richie Farmer	Jr.	64	76	.842
1991-92	Gimel Martinez	So.	68	77	.883
1992-93	Travis Ford	Jr.	104	118	.881
1993-94	Travis Ford	Sr.	103	113	.912
1994-95	Anthony Epps	So.	58	80	.850
1995-96	Tony Delk	Sr.	88	110	.800
1996-97	Anthony Epps	Sr.	75	90	.833
1997-98	Scott Padgett	Jr.	87	102	.853
1998-99	Heshimu Evans	Sr.	94	128	.734
1999-00	Desmond Allison	So.	53	68	.779
2000-01	Tayshaun Prince	Jr.	97	115	.843
2001-02	Chuck Hayes	Fr.	48	65	.738
2002-03	Chuck Hayes	So.	82	104	.788
2003-04	Kelenna Azubuike	So.	58	76	.763
2004-05	Chuck Hayes	Sr.	81	111	.730
2005-06	Ramel Bradley	So.	46	59	.780
2006-07	Jodie Meeks	Fr.	61	68	.897
2007-08	Ramel Bradley	Sr.	142	171	.830
2008-09	Jodie Meeks	Jr.	211	234	.902
2009-10	John Wall	Fr.	175	232	.754
2010-11	Darius Miller	Jr.	58	68	.853
2011-12	Doron Lamb	So.	123	149	.826
2012-13	Julius Mays	Sr.	55	65	.846
2013-14	Aaron Harrison	Fr.	139	176	.790
2014-15	Devin Booker	Fr.	53	64	.828
2015-16	Tyler Ulis	So.	167	195	.856

INDIVIDUAL RECORDS

FREE THROWS MADE

Game: 18

Dwight Anderson vs. Mississippi State (1-15-1979)

Season: 218

Kenny Walker (1984-1985)

Career: 550

Kenny Walker (1983-1986)

FREE THROWS ATTEMPTED

Game: 24

Cliff Hagan vs. Temple (12-18-1954)

Season: 289

Julius Randle (2013-14)

Career: 733

Kenny Walker (1983-1986)

HIGHEST FREE-THROW PERCENTAGE

Game (min. 10 att.): 1.000

(35 times), most by Louie Dampier vs. Oregon State (12-22-1966); last by Jamal Murray vs. Wright State (11-20-2015) [10-10]

Game (min. 15 att.): .944

Cliff Hagan vs. Ole Miss (1-2-1952) [17 of 18]

Season (min. 50 att.): .912

Kyle Macy (1979-80) [104 of 114]

Career (min. 200 att.): .890

Jodie Meeks (2007-09) [299-336]

Kyle Macy (1978-80) [331 of 372]



Kenny Walker (1983-86) is Kentucky's career and season leader in most free throws made.

3-POINT FIELD GOALS

CAREER LEADERS

3-POINT FIELD GOALS MADE

Player	Seasons	Pct	3FGA	3FG
1. Tony Delk	1993-96	.398	712	283
2. Keith Bogans	2000-03	.342	743	254
3. Tayshaun Prince	1999-02	.329	621	204
4. Gerald Fitch	2001-04	.396	502	199
5. Derrick Miller	1986-90	.358	533	191
6. Travis Ford	1992-94	.445	427	190
7. Joe Crawford	2004-08	.350	532	186
8. Jodie Meeks	2007-09	.386	459	177
9. Ramel Bradley	2004-08	.355	499	177
10. Darius Miller	2008-12	.379	462	175

3-POINT FIELD GOALS ATTEMPTED

Player	Seasons	Pct	3FG	3FGA
1. Keith Bogans	2000-03	.342	254	743
2. Tony Delk	1993-96	.398	283	712
3. Tayshaun Prince	1999-02	.329	204	621
4. Derrick Miller	1986-90	.358	191	533
5. Joe Crawford	2004-08	.350	186	532
6. Gerald Fitch	2001-04	.396	199	502
7. Ramel Bradley	2004-08	.355	177	499
8. Darius Miller	2008-12	.379	175	462
9. Jodie Meeks	2007-09	.386	177	459
10. John Pelphey	1989-92	.370	160	433

3-POINT FIELD GOALS PERCENTAGE (MIN. 150 ATTEMPTS)

Player	Seasons	3FG	3FGA	Pct
1. Doron Lamb	2010-12	144	303	.4752
2. Cameron Mills	1995-98	81	171	.4737
3. Jamal Murray	2015-16	113	277	.4079
4. Walter McCarty	1994-96	75	187	.4011
5. Travis Ford	1992-94	190	427	.4450
6. Rex Chapman	1987-88	134	335	.4000
7. Derek Anderson	1994-96	61	153	.3987
8. Tony Delk	1993-96	283	712	.3975
9. Gerald Fitch	2001-04	199	502	.3964
10. Anthony Epps	1994-97	155	391	.3964

SINGLE-SEASON LEADERS

3-POINT FIELD GOALS MADE

Player	Season	Pct	3FGA	3FG
1. Jodie Meeks	2008-09	.406	288	117
2. Jamal Murray	2015-16	.408	277	113
3. Travis Ford	1992-93	.529	191	101
4. Derrick Miller	1989-90	.332	298	99
5. Tony Delk	1993-94	.374	254	95
6. Tony Delk	1995-96	.443	210	93
7. Brandon Knight	2010-11	.377	231	87
8. James Young	2013-14	.349	235	82
Patrick Sparks	2004-05	.376	218	82
10. Keith Bogans	2002-03	.383	209	80
11. Gerald Fitch	2003-04	.401	197	79
12. Tony Delk	1994-95	.391	197	77
13. Doron Lamb	2011-12	.466	163	76
14. Keith Bogans	2000-01	.361	205	74
15. Jeff Sheppard	1997-98	.376	189	71
16. Ramel Bradley	2006-07	.367	188	69
Patrick Sparks	2005-06	.385	179	69
Anthony Epps	1996-97	.388	178	69
19. Doron Lamb	2010-11	.486	140	68
Rex Chapman	1986-87	.386	176	68

3-POINT FIELD GOALS ATTEMPTED

Player	Season	Pct	3FG	3FGA
1. Derrick Miller	1989-90	.332	99	298
2. Jodie Meeks	2008-09	.406	117	288
3. Jamal Murray	2015-16	.408	113	277
4. Tony Delk	1993-94	.374	95	254
5. James Young	2013-14	.349	82	235
6. Brandon Knight	2010-11	.377	87	231
7. Patrick Sparks	2004-05	.376	82	218
8. Tony Delk	1995-96	.443	93	210
9. Keith Bogans	2002-03	.383	80	209
10. Keith Bogans	2000-01	.361	74	205
11. Gerald Fitch	2003-04	.401	79	197
12. Tony Delk	1994-95	.391	77	197

13. Tayshaun Prince	2001-02	.340	65	191
Travis Ford	1992-93	.529	101	191
15. Jeff Sheppard	1997-98	.376	71	189
16. Ramel Bradley	2006-07	.367	69	188
Dale Brown	1992-93	.340	64	188
18. Aaron Harrison	2014-15	.316	59	187
19. Joe Crawford	2006-07	.350	63	180
Jamal Mashburn	1992-93	.439	66	180

HIGHEST 3-POINT FIELD-GOAL PERCENTAGE (MIN. 100 ATT.)

Player	Season	3FG	3FGA	Pct
1. Travis Ford	1992-93	101	191	.529
2. Doron Lamb	2010-11	68	140	.486
3. Doron Lamb	2011-12	76	163	.466
4. Darius Miller	2010-11	58	131	.443
Tony Delk	1995-96	93	210	.443
6. Derek Willis	2015-16	53	120	.442
7. Jamal Mashburn	1991-92	58	132	.439
8. Rex Chapman	1987-88	66	159	.415
9. Devin Booker	2014-15	58	141	.411
Jeff Brassow	1993-94	46	112	.411

SINGLE-GAME LEADERS

3-POINT FIELD GOALS MADE

Player, Opponent (Date)	3FGA	3FG
1. Jodie Meeks, at Tennessee (1-13-2009)	15	10
2. Eric Bledsoe, East Tennessee St (3-18-2010)	11	9
Jodie Meeks, Appalachian State (12-20-2008)	14	9
Tony Delk, TCU (1-20-1996)	12	9
4. Jamal Murray, Florida (2-6-2016)	10	8
Cameron Mills, Florida (2-1-1998)	14	8
Derrick Miller, Tennessee (1-20-1990)	13	8
Derrick Miller, North Carolina (12-27-1989)	16	8
Derrick Miller, Kansas (12-9-1989)	19	8

3-POINT FIELD GOALS ATTEMPTED

Player, Opponent (Date)	3FGM	3FGA
1. Derrick Miller, Kansas (12-9-1989)	8	19
2. Derrick Miller, Tennessee Tech (12-6-1989)	7	18
3. Derrick Miller, LSU (2-15-1990)	7	16
Derrick Miller, North Carolina (12-27-1989)	7	16
Derrick Miller, UL Lafayette (12-23-1989)	7	16
6. Jodie Meeks, at Tennessee (1-13-2009)	10	15
Jodie Meeks, Tennessee State (12-22-2009)	8	15
Jamal Mashburn, South Carolina (1-4-1992)	5	15
Derrick Miller, Vanderbilt (2-7-1990)	6	15
Derrick Miller, Ole Miss (1-27-1990)	4	15

CONSECUTIVE GAMES WITH 3-POINT FIELD GOAL

Player	Streak
1. Jamal Murray	36 (36 in 2015-16)
2. Tony Delk	34 (32 in 1993-94, 2 in 1994-95)
3. Travis Ford	32 (27 in 1992-93, 5 in 1993-94)
4. Keith Bogans	29 (3 in 2001-02, 27 in 2002-03)
5. Jodie Meeks	27 (1 in 2007-08, 26 in 2008-09)

TEAM RECORDS

MOST 3-POINT FIELD GOALS MADE

Game: 21

North Carolina (12-27-1989) [21 of 48]

Season: 340

1992-93 [340 of 862 in 34 games]

MOST 3-POINT FIELD GOALS ATTEMPTED

Game: 53

vs. UL Lafayette (12-23-1989) [15 of 53]

Season: 888

1991-92 [317 of 888 in 36 games]

HIGHEST 3-POINT FIELD-GOAL PERCENTAGE

Game (min. 10 made): .667

vs. Wake Forest (3-25-1993) [16 of 24]

Game (min. 20 made): .571

vs. LSU (3-4-1995) [20 of 35]

Season: .397

1995-96 [266 of 670 in 36 games]



YEAR-BY-YEAR 3-POINT FIELD GOALS MADE

YEAR	PLAYER	CL.	3FG	3FGA	PCT.
1986-87	Derrick Miller	Fr.	35	81	.432
1987-88	Rex Chapman	So.	66	159	.415
1988-89	Derrick Miller	Jr.	54	139	.388
1989-90	John Pelphrey	So.	44	120	.367
1990-91	John Pelphrey	Jr.	62	164	.378
1991-92	Jamal Mashburn	So.	58	132	.439
1992-93	Travis Ford	Jr.	101	191	.529
1993-94	Jeff Brassow	Sr.	46	112	.411
1994-95	Tony Delk	Jr.	77	197	.391
1995-96	Tony Delk	Sr.	93	210	.443
1996-97	Cameron Mills	Jr.	42	79	.532
1997-98	Cameron Mills	Sr.	38	87	.437
1998-99	Scott Padgett	Sr.	61	160	.381
1999-00	Tayshaun Prince	So.	46	150	.307
2000-01	Keith Bogans	So.	74	205	.361
2001-02	Tayshaun Prince	Sr.	65	191	.340

YEAR	PLAYER	CL.	3FG	3FGA	PCT.
2002-03	Gerald Fitch	Jr.	61	147	.415
2003-04	Gerald Fitch	Sr.	79	197	.401
2004-05	Patrick Sparks	Jr.	82	218	.376
2005-06	Patrick Sparks	Sr.	69	179	.385
2006-07	Ramel Bradley	Jr.	69	188	.367
2007-08	Ramel Bradley	Sr.	58	153	.379
2008-09	Jodie Meeks	Jr.	117	288	.406
2009-10	Darnell Dodson	So.	50	144	.347
2010-11	Brandon Knight	Fr.	87	231	.377
2011-12	Doron Lamb	So.	76	163	.466
2012-13	Julius Mays	Sr.	65	175	.371
2013-14	James Young	Fr.	82	235	.349
2014-15	Aaron Harrison	So.	59	159	.316
2015-16	Jamal Murray	Fr.	113	277	.408



Jodie Meeks holds the school single-season 3-point field goals made record with 117 in 288 attempts in 2008-09.

INDIVIDUAL RECORDS

MOST 3-POINT FIELD GOALS MADE

Half: 7

Jamal Murray vs. Ohio State (12-19-2015)
 Jodie Meeks at Tennessee (1-3-2009)
 Tayshaun Prince vs. North Carolina (12-8-2001)
 Derrick Miller vs. Kansas (12-9-1989)

Game: 10

Jodie Meeks at Tenn. (1-3-2009) [10 of 15]

Season: 117

Jodie Meeks (2008-09) [117 of 288]

Career: 283

Tony Delk (1993-96) [283 of 712]

MOST 3-POINT FIELD GOALS ATTEMPTED

Game: 19

Derrick Miller vs. Kansas (12-8-1990)
 [8 of 19]

Season: 289

Derrick Miller (1989-90) [99 of 289]

Career: 712

Tony Delk (1993-96) [283 of 712]

HIGHEST 3-POINT FIELD-GOAL PERCENTAGE

Game (min. 5 att.): 1.000

Ramel Bradley vs. South Carolina (1-26-2008) [5 of 5]; Keith Bogans vs. Tulane (12-10-2002) [5 of 5]; Tayshaun Prince vs. South Carolina (2-3-2001) [5 of 5]; Jamal Mashburn vs. Wake Forest (3-25-1993) [5 of 5]

Season (min. 75 att.): .532

Cameron Mills (1996-97) [42 of 79]

Season (min. 100 att.): .529

Travis Ford (1992-93) [101 of 191]

Career (min. 150 att.): .474

Cameron Mills (1995-98) [81 of 171]

REBOUNDING

CAREER LEADERS

REBOUNDS

Player	Seasons	G	Avg	Reb
1. Dan Issel	1968-70	83	13.0	1,078
2. Frank Ramsey	1951-52, 54	91	11.4	1,038
3. Cliff Hagan	1951-52, 54	77	13.4	1,035
4. Johnny Cox	1957-59	84	12.0	1,004
5. Cotton Nash	1962-64	78	12.3	962
6. Kenny Walker	1983-86	132	7.1	942
7. Chuck Hayes	2002-05	134	6.8	910
8. Sam Bowie	1980-81, 84	96	8.8	843
9. Rick Robey	1975-78	105	8.0	838
10. Bob Burrow	1955-56	51	16.1	823

REBOUNDING AVERAGE (MIN. 60 GAMES)

Player	Seasons	G	Reb	Avg
1. Cliff Hagan	1951-52, 54	77	1,035	13.4
2. Dan Issel	1968-70	83	1,078	13.0
3. Cotton Nash	1962-64	78	962	12.3
4. Johnny Cox	1957-59	84	1,004	12.0
5. Frank Ramsey	1951-52, 54	91	1,038	11.4
6. Ed Beck	1956-58	78	783	10.0
7. Phil Grawemeyer	1953-56	71	703	9.9
8. Jim Andrews	1971-73	80	783	9.8
9. Don Mills	1957-59	71	669	9.4
10. Bill Spivey	1949-51	63	567	9.0

SINGLE-SEASON LEADERS

REBOUNDS

Player	Season	G	Avg	Reb
1. Bill Spivey	1950-51	33	17.2	567
2. Cliff Hagan	1951-52	32	16.5	528
3. Bob Burrow	1954-55	26	17.7	459

4. Frank Ramsey	1950-51	34	12.8	434
5. Julius Randle	2013-14	40	10.4	417
6. Anthony Davis	2011-12	40	10.4	415
7. Frank Ramsey	1951-52	32	12.0	383
8. Dan Issel	1968-69	28	13.6	381
9. Ed Beck	1956-57	27	14.1	380
10. DeMarcus Cousins	2009-10	38	9.8	374

REBOUNDING AVERAGE

Player	Season	G	Reb	Avg
1. Bob Burrow	1954-55	26	459	17.7
2. Bill Spivey	1950-51	33	567	17.2
3. Cliff Hagan	1951-52	32	528	16.5
4. Bob Burrow	1955-56	25	364	14.6
5. Ed Beck	1956-57	27	380	14.1
6. Dan Issel	1968-69	28	381	13.6
7. Cliff Hagan	1953-54	25	338	13.5
8. Cotton Nash	1961-62	26	345	13.3
9. Dan Issel	1969-70	28	369	13.2
10. Don Mills	1959-60	25	323	12.9

SINGLE-GAME LEADERS

REBOUNDS

Player, Opponent (Date)	Reb
1. Bob Burrow, Temple (12-10-1955)	34
Bill Spivey, Xavier (2-13-1951)	34
3. Cotton Nash, Ole Miss (2-8-1964)	30
Cotton Nash, Temple (12-18-1961)	30
5. Dan Issel, LSU (2-22-1969)	29
6. Mike Phillips, Tennessee (1-10-1976)	28
7. Dan Issel, Xavier (11-30-1968)	24
Dan Issel, Florida (12-4-1967)	24
Don Mills, Southern California (12-5-1959)	24

YEAR-BY-YEAR REBOUND LEADERS

YEAR	PLAYER	CL.	G	REB	AVG
1950-51	Bill Spivey	Jr.	33	567	17.2
1951-52	Cliff Hagan	Jr.	32	528	16.5
1953-54	Cliff Hagan	Sr.	25	338	13.5
1954-55	Bob Burrow	Jr.	26	459	17.7
1955-56	Bob Burrow	Sr.	25	364	14.6
1956-57	Ed Beck	Jr.	27	380	14.1
1957-58	Johnny Cox	Jr.	29	365	12.6
1958-59	Johnny Cox	Sr.	27	329	12.2
1959-60	Don Mills	Sr.	25	323	12.9
1960-61	Roger Newman	Sr.	28	265	9.5
1961-62	Cotton Nash	So.	26	345	13.2
1962-63	Cotton Nash	Jr.	25	300	12.0
1963-64	Cotton Nash	Sr.	27	317	11.7
1964-65	John Adams	Sr.	25	214	8.6
1965-66	Pat Riley	Jr.	29	259	8.9
1966-67	Thad Jaracz	Jr.	26	215	8.3
1967-68	Dan Issel	So.	27	328	12.1
1968-69	Dan Issel	Jr.	28	381	13.6
1969-70	Dan Issel	Sr.	28	369	13.2
1970-71	Tom Payne	So.	28	283	10.1
1971-72	Jim Andrews	Jr.	28	315	11.3
1972-73	Jim Andrews	Sr.	28	348	12.4
1973-74	Bob Guyette	Jr.	26	205	7.9
1974-75	Rick Robey	Fr.	31	214	6.9
1975-76	Mike Phillips	So.	30	295	9.8
1976-77	Rick Robey	Jr.	30	273	9.1
1977-78	Rick Robey	Sr.	32	261	8.2
1978-79	LaVon Williams	Jr.	31	213	6.9
1979-80	Sam Bowie	Fr.	34	276	8.1
1980-81	Sam Bowie	So.	28	254	9.1
1981-82	Melvin Turpin	So.	30	212	7.1
1982-83	Melvin Turpin	Jr.	31	195	6.3
1983-84	Sam Bowie	Sr.	34	313	9.2
1984-85	Kenny Walker	Jr.	31	315	10.2

YEAR	PLAYER	CL.	G	REB	AVG
1985-86	Kenny Walker	Sr.	36	276	7.7
1986-87	Richard Madison	Jr.	29	216	7.4
1987-88	Winston Bennett	Sr.	33	258	7.8
1988-89	Chris Mills	Fr.	32	277	8.7
1989-90	Reggie Hanson	Jr.	28	200	7.1
1990-91	Reggie Hanson	Sr.	28	201	7.2
1991-92	Jamal Mashburn	So.	36	281	7.8
1992-93	Jamal Mashburn	Jr.	34	284	8.3
1993-94	Jared Prickett	So.	33	232	7.0
1994-95	Mark Pope	Jr.	33	271	6.3
1995-96	Antoine Walker	So.	36	302	8.4
1996-97	Jared Prickett	Sr.	38	225	5.9
1997-98	Nazr Mohammed	Jr.	39	282	7.2
1998-99	Scott Padgett	Sr.	37	217	5.9
1999-00	Jamaal Magloire	Sr.	33	300	9.1
2000-01	Tayshaun Prince	Jr.	34	221	6.5
2001-02	Tayshaun Prince	Sr.	32	202	6.3
2002-03	Chuck Hayes	So.	36	244	6.8
2003-04	Chuck Hayes	Jr.	32	260	8.1
2004-05	Chuck Hayes	Sr.	34	263	7.7
2005-06	Rajon Rondo	So.	34	209	6.1
2006-07	Randolph Morris	Jr.	34	264	7.8
2007-08	Patrick Patterson	Fr.	25	192	7.7
2008-09	Patrick Patterson	So.	34	316	9.3
2009-10	DeMarcus Cousins	Fr.	38	374	9.8
2010-11	Terrence Jones	Fr.	38	336	8.8
2011-12	Anthony Davis	Fr.	40	415	10.4
2012-13	Nerlens Noel	Fr.	24	227	9.5
2013-14	Julius Randle	Fr.	40	417	10.4
2014-15	Karl-Anthony Towns	Fr.	39	261	6.7
2015-16	Marcus Lee	Jr.	36	216	6.0

TEAM RECORDS

MOST REBOUNDS

Game: 108
vs. Ole Miss (2-8-1964)

Season: 2,109
1950-51

HIGHEST REBOUNDING AVERAGE

Season: 64.6
1955-56 [1,680 in 26 games]

HIGHEST REBOUNDING MARGIN

Season: 21.5
1955-56

INDIVIDUAL RECORDS

MOST REBOUNDS

Game: 34
Bob Burrow vs. Temple (12-10-1955)
Billy Spivey vs. Xavier (2-13-1951)

Season: 567

Bill Spivey (1950-51)

Career: 1,078

Dan Issel (1968-70)

HIGHEST REBOUNDING AVERAGE

Season: 17.7
Bob Burrow (1954-55) [459 in 26 games]

Career: 16.1

Bob Burrow (1955-56) [823 in 51 games]



STEALS

CAREER LEADERS

STEALS

Player	Seasons	G	Avg	Stls
1. Wayne Turner	1996-99	151	1.6	238
2. Tony Delk	1993-96	133	1.5	201
3. Cliff Hawkins	2001-04	126	1.6	199
4. Ed Davender	1985-88	129	1.5	191
5. Jared Prickett	1993-97	143	1.3	187
6. Anthony Epps	1994-97	141	1.3	184
7. John Pelphrey	1989-92	114	1.5	173
8. Chuck Hayes	2002-05	134	1.3	170
9. Rodrick Rhodes	1993-95	99	1.6	163
10. Rajon Rondo	2005-06	68	2.3	156
Dirk Minniefield	1980-83	123	1.3	156

STEALS PER GAME (MIN. 75 STEALS)

Player	Seasons	G	Stls	Avg
1. Rajon Rondo	2005-06	68	156	2.294
2. Derek Anderson	1996-97	55	98	1.782
3. Rodrick Rhodes	1993-95	99	163	1.646
4. Sean Woods	1990-92	91	144	1.582
5. Cliff Hawkins	2001-04	126	199	1.579
6. Wayne Turner	1996-99	151	238	1.576
7. Jamal Mashburn	1991-93	98	153	1.561
8. John Pelphrey	1989-92	114	173	1.518
9. Reggie Hanson	1988-91	101	153	1.515
10. Tony Delk	1993-96	133	201	1.511

SINGLE-SEASON LEADERS

STEALS

Player	Season	G	Avg	Stls
1. Rajon Rondo	2004-05	34	2.6	87
2. Wayne Turner	1996-97	40	2.0	79

3. Rodrick Rhodes	1993-94	33	2.3	76
4. Cliff Hawkins	2003-04	32	2.3	74
5. Rajon Rondo	2005-06	34	2.0	69
Kyle Macy	1978-79	31	2.2	69
7. Anthony Epps	1996-97	40	1.7	68
8. Tony Delk	1995-96	36	1.9	67
9. John Wall	2009-10	38	1.8	66
Jared Prickett	1996-97	38	1.7	66
Ron Mercer	1996-97	40	1.7	66

STEALS PER GAME (MIN. 30 STEALS)

Player	Season	G	Stls	Avg
1. Rajon Rondo	2004-05	34	87	2.559
2. Cliff Hawkins	2003-04	32	74	2.313
3. Rodrick Rhodes	1993-94	33	76	2.303
4. Kyle Macy	1978-79	31	69	2.226
5. John Pelphrey	1991-92	28	61	2.179
Reggie Hanson	1989-90	28	61	2.179
7. Nerlens Noel	2012-13	24	50	2.083
8. Rajon Rondo	2005-06	34	69	2.029
9. Wayne Turner	1996-97	40	79	1.975
10. Tony Delk	1993-94	34	64	1.882

SINGLE-GAME LEADERS

STEALS

Player, Opponent (Date)	Stls
1. Rajon Rondo, Mississippi State (2-19-2005)	8
Wayne Turner, George Washington (11-24-1997)	8
3. Jared Prickett, Tennessee (3-12-1993)	7
Reggie Hanson, Ole Miss (2-16-1991)	7
John Pelphrey, LSU (2-15-1990)	7
Winston Bennett, Mississippi State (1-16-1985)	7

YEAR-BY-YEAR STEALS LEADERS

YEAR	PLAYER	CL.	G	STLS	AVG
1978-79	Kyle Macy	Jr.	31	69	2.2
1979-80	Kyle Macy	Sr.	35	58	1.7
1980-81	Dirk Minniefield	So.	28	35	1.3
1981-82	Dirk Minniefield	Jr.	30	42	1.4
1982-83	Dirk Minniefield	Sr.	31	45	1.5
1983-84	Kenny Walker	So.	34	31	0.9
1984-85	Ed Davender	Fr.	31	33	1.1
1985-86	Ed Davender	So.	36	59	1.6
1986-87	James Blackmon	Sr.	29	50	1.7
1987-88	Rex Chapman	So.	32	53	1.7
1988-89	Reggie Hanson	So.	29	47	1.6
1989-90	Reggie Hanson	Jr.	28	61	2.2
	John Pelphrey	So.	28	61	2.2
1990-91	Sean Woods	Jr.	27	50	1.9
1991-92	Jamal Mashburn	So.	36	61	1.7
	John Pelphrey	Sr.	36	61	1.7
1992-93	Travis Ford	Jr.	34	56	1.6
1993-94	Rodrick Rhodes	So.	33	76	2.3
1994-95	Tony Delk	Jr.	33	53	1.6
1995-96	Tony Delk	Sr.	36	67	1.9
1996-97	Wayne Turner	So.	40	79	2.0
1997-98	Wayne Turner	Jr.	39	62	1.6
1998-99	Wayne Turner	Sr.	37	57	1.5
1999-00	Keith Bogans	Fr.	33	47	1.4
2000-01	Saul Smith	Sr.	34	51	1.5
2001-02	Cliff Hawkins	So.	32	48	1.5
2002-03	Keith Bogans	Sr.	36	42	1.2
	Chuck Hayes	So.	36	42	1.2
	Cliff Hawkins	Jr.	29	42	1.4
2003-04	Cliff Hawkins	Sr.	32	74	2.3
2004-05	Rajon Rondo	Fr.	34	87	2.6
2005-06	Rajon Rondo	So.	34	69	2.0
2006-07	Ramel Bradley	Jr.	34	44	1.3
2007-08	Ramel Bradley	Sr.	31	48	1.5

YEAR	PLAYER	CL.	G	STLS	AVG
2008-09	Jodie Meeks	Jr.	36	48	1.3
2009-10	John Wall	Fr.	38	66	1.8
2010-11	DeAndre Liggins	Jr.	38	46	1.2
2011-12	Anthony Davis	Fr.	40	54	1.4
2012-13	Nerlens Noel	Fr.	24	50	2.1
2013-14	Willie Cauley-Stein	So.	37	44	1.2
2014-15	Willie Cauley-Stein	Jr.	39	47	1.2
2015-16	Tyler Ulis	So.	35	51	1.5

TEAM RECORDS

MOST STEALS

Game: 23

vs. Tennessee-Martin (11-26-1994)
vs. Mississippi State (1-9-1991)

Season: 480

1996-97

INDIVIDUAL RECORDS

MOST STEALS

Game: 8

Rajon Rondo vs. Mississippi State (2-19-2005)

Wayne Turner vs. George Washington (11-24-1997)

Season: 87

Rajon Rondo (2004-05)

Career: 238

Wayne Turner (1996-99)

MOST STEALS PER GAME

Season: 2.56

Rajon Rondo (2004-05) [87 in 34 games]

Career: 2.29

Rajon Rondo (2005-06) [156 in 68 games]

BLOCKS

CAREER LEADERS

BLOCKS				
Player	Seasons	G	Avg	Blks
1. Jamaal Magloire	1997-00	145	1.8	268
2. Willie Cauley-Stein	2013-15	105	2.2	233
3. Melvin Turpin	1981-84	123	1.8	226
4. Sam Bowie	1980-81, 84	96	2.3	218
5. Andre Riddick	1992-95	126	1.7	212
6. Anthony Davis	2011-2012	40	4.7	186
7. Perry Stevenson	2007-10	134	1.2	159
8. Jules Camara	1999-00, 02-03	136	1.1	155
9. Patrick Patterson	2008-10	97	1.6	152
10. Marquis Estill	2001-03	100	1.4	143

BLOCKS PER GAME (MIN. 75 BLOCKS)

Player	Seasons	G	Blks	Avg
1. Anthony Davis	2012	40	186	4.650
2. Nerlens Noel	2013	24	106	4.417
3. Sam Bowie	1980-81, 84	96	218	2.271
4. Karl-Anthony Towns	2014-15	39	88	2.256
5. Willie Cauley-Stein	2013-15	105	233	2.219
6. Jamaal Magloire	1997-00	145	268	1.848
7. Melvin Turpin	1981-84	123	226	1.837
8. Andre Riddick	1992-95	126	212	1.683
9. Patrick Patterson	2008-10	97	152	1.567
10. Nazr Mohammed	1996-98	94	135	1.436

SINGLE-SEASON LEADERS

BLOCKS				
Player	Season	G	Avg	Blks
1. Anthony Davis	2011-12	40	4.7	186
2. Willie Cauley-Stein	2013-14	37	2.9	106
Nerlens Noel	2012-13	24	4.4	106
4. Karl-Anthony Towns	2014-15	39	2.3	88
5. Andre Riddick	1993-94	34	2.4	83
Melvin Turpin	1982-83	31	2.7	83
7. Sam Bowie	1980-81	28	2.9	80
8. Jamaal Magloire	1996-97	40	2.0	79
9. Nazr Mohammed	1997-98	39	1.9	75
10. Sam Bowie	1979-80	34	2.1	73

BLOCKS PER GAME (MIN. 30 BLOCKS)

Player	Season	G	Blks	Avg
1. Anthony Davis	2011-12	40	186	4.650
2. Nerlens Noel	2012-13	24	106	4.417
3. Willie Cauley-Stein	2013-14	37	106	2.864
4. Sam Bowie	1980-81	28	80	2.857
5. Melvin Turpin	1982-83	31	83	2.677
6. Andre Riddick	1993-94	34	83	2.441
7. Karl-Anthony Towns	2014-15	39	88	2.256
8. Melvin Turpin	1981-82	30	67	2.233
9. Sam Bowie	1979-80	34	73	2.147
10. Willie Cauley-Stein	2012-13	29	60	2.069

SINGLE-GAME LEADERS

BLOCKS			Blks
Player	Opponent (Date)		
1. Nerlens Noel	Ole Miss (1-29-2013)		12
2. Willie Cauley-Stein	Boise State (12-10-2013)		9
Willie Cauley-Stein	Providence (12-1-2013)		9
Andre Riddick	LSU (3-14-1993)		9
Sam Bowie	Vanderbilt (2-21-1981)		9
6. Nerlens Noel	Alabama (1-22-2013)		8
Anthony Davis	Tennessee (1-31-2012)		8
Anthony Davis	St. John's (12-1-2011)		8
Patrick Patterson	Georgia (3-4-2009)		8
Andre Riddick	Morehead State (12-17-1993)		8

YEAR-BY-YEAR BLOCK LEADERS

YEAR	PLAYER	CL.	G	BLKS	AVG
1978-79	Freddie Cowan	So.	31	36	1.2
1979-80	Sam Bowie	Fr.	34	73	2.1
1980-81	Sam Bowie	So.	28	80	2.9
1981-82	Melvin Turpin	So.	30	67	2.2
1982-83	Melvin Turpin	Jr.	31	83	2.7
1983-84	Sam Bowie	Sr.	34	65	1.9
1984-85	Kenny Walker	Jr.	31	37	1.2
1985-86	Kenny Walker	Sr.	36	43	1.2
1986-87	Rob Lock	Jr.	29	31	1.1
1987-88	Rob Lock	Sr.	33	32	1.0
1988-89	LeRon Ellis	So.	32	35	1.1
1989-90	Reggie Hanson	Jr.	28	40	1.4
1990-91	Reggie Hanson	Sr.	28	53	1.9
1991-92	Andre Riddick	Fr.	28	33	1.2
1992-93	Andre Riddick	So.	31	52	1.7
1993-94	Andre Riddick	Jr.	34	83	2.4
1994-95	Andre Riddick	Sr.	33	44	1.3
1995-96	Walter McCarty	Sr.	36	51	1.4
1996-97	Jamaal Magloire	Fr.	40	79	2.0
1997-98	Nazr Mohammed	Jr.	39	75	1.9
1998-99	Jamaal Magloire	Jr.	34	66	1.9
1999-00	Jamaal Magloire	Sr.	33	57	1.7
2000-01	Tayshaun Prince	Jr.	34	37	1.1
2001-02	Marquis Estill	Jr.	32	43	1.3
Tayshaun Prince	Sr.	32	43	1.3	
2002-03	Marquis Estill	Sr.	36	64	1.8
Tayshaun Prince	Sr.	32	43	1.3	

YEAR	PLAYER	CL.	G	BLKS	AVG
2003-04	Chuck Hayes	Jr.	32	45	1.4
2004-05	Shagari Alleyne	So.	29	44	1.5
2005-06	Randolph Morris	So.	21	24	1.1
2006-07	Randolph Morris	Jr.	34	70	2.1
2007-08	Perry Stevenson	So.	31	46	1.5
2008-09	Patrick Patterson	So.	34	70	2.1
2009-10	DeMarcus Cousins	Fr.	38	67	1.8
2010-11	Terrence Jones	Fr.	38	72	1.9
2011-12	Anthony Davis	Fr.	40	186	4.7
2012-13	Nerlens Noel	Fr.	24	106	4.4
2013-14	Willie Cauley-Stein	So.	37	106	2.9
2014-15	Karl-Anthony Towns	Fr.	39	88	2.3
2015-16	Skal Labissiere	Fr.	36	59	1.6
Marcus Lee	Jr.	36	59	1.6	

TEAM RECORDS

MOST BLOCKS

Game: 18
vs. St. John's (12-1-2011)

Season: 344
2011-12

INDIVIDUAL RECORDS

MOST BLOCKS

Game: 12
Nerlens Noel at Ole Miss (1-29-2013)

Season: 186
Anthony Davis (2011-12)

Career: 268
Jamaal Magloire (1997-2000)

MOST BLOCKS PER GAME

Season: 4.65
Anthony Davis (2011-12) [186 in 40 games]

Career: 4.65
Anthony Davis (2011-12) [186 in 40 games]





ASSISTS

CAREER LEADERS

ASSISTS				
Player	Seasons	G	Avg	Asst
1. Dirk Minniefield	1980-83	123	5.3	646
2. Anthony Epps	1994-97	141	3.9	544
3. Roger Harden	1983-86	122	4.1	498
4. Wayne Turner	1996-99	151	3.3	494
5. Sean Woods	1990-92	91	5.3	482
6. Kyle Macy	1978-80	98	4.8	470
7. Cliff Hawkins	2001-04	126	3.7	468
8. Ed Davender	1985-88	129	3.4	436
9. Travis Ford	1992-94	100	4.3	428
10. Tyler Ulis	2015-16	72	5.3	381
11. Saul Smith	1998-01	143	2.5	363
12. John Pelphrey	1989-92	114	2.9	327
13. Larry Johnson	1974-77	112	2.8	319
14. Ramel Bradley	2004-08	128	2.5	316
15. Keith Bogans	2000-03	135	2.3	314

ASSISTS PER GAME (MIN. 60 GAMES)

Player	Seasons	G	Asst	Avg
1. Sean Woods	1990-92	91	482	5.30
2. Tyler Ulis	2015-16	72	381	5.29
3. Dirk Minniefield	1980-83	123	646	5.25
4. Kyle Macy	1978-80	98	470	4.80
5. Travis Ford	1992-94	100	428	4.28
6. Rajon Rondo	2005-06	68	285	4.19
7. Roger Harden	1983-86	122	498	4.08
8. Anthony Epps	1994-97	141	544	3.86
9. Andrew Harrison	2013-15	79	298	3.77
10. Cliff Hawkins	2001-04	126	468	3.71

SINGLE-SEASON LEADERS

ASSISTS					
Player	Season	G	Avg	Asst	
1. Tyler Ulis	2015-16	35	7.0	246	
2. John Wall	2009-10	37	6.5	241	
3. Roger Harden	1985-86	36	6.4	232	
4. Anthony Epps	1996-97	40	4.8	193	
	Travis Ford	1993-94	33	5.9	193
6. Marquis Teague	2011-12	40	4.8	191	
7. Dirk Minniefield	1981-82	30	6.3	188	
8. Dirk Minniefield	1982-83	31	5.8	181	
9. Kyle Macy	1977-78	32	5.6	178	

10. Anthony Epps	1995-96	36	4.9	175	
11. Wayne Turner	1997-98	39	4.4	173	
12. Rajon Rondo	2005-06	34	4.9	167	
	Sean Woods	1991-92	36	4.6	167
14. Cliff Hawkins	2003-04	32	5.2	166	
	Travis Ford	1992-93	34	4.9	166
16. Sean Woods	1989-90	28	5.9	164	
17. Kyle Macy	1979-80	35	4.7	163	
18. Andrew Harrison	2013-14	40	4.0	159	
	Brandon Knight	2010-11	38	4.2	159
20. Sean Woods	1990-91	27	5.6	151	
	Dirk Minniefield	1980-81	28	5.4	151

ASSISTS PER GAME

Player	Season	G	Asst	Avg
1. Tyler Ulis	2015-16	35	246	7.03
2. John Wall	2009-10	37	241	6.50
3. Roger Harden	1985-86	36	232	6.44
4. Dirk Minniefield	1981-82	30	188	6.27
5. Sean Woods	1989-90	28	164	5.86
6. Travis Ford	1993-94	33	193	5.85
7. Dirk Minniefield	1982-83	31	181	5.84
8. Sean Woods	1990-91	27	151	5.59
9. Kyle Macy	1977-78	32	178	5.56
10. Dirk Minniefield	1980-81	28	151	5.39

SINGLE-GAME LEADERS

ASSISTS		Asst
Player, Opponent (Date)		
1. John Wall, Hartford (12-29-2009)		16
2. Travis Ford, Eastern Kentucky (12-8-1993)		15
3. Tyler Ulis, LSU (3-5-2016)		14
	John Wall, UNC Asheville (11-30-2009)	14
	Dickey Beal, BYU (3-17-1984)	14
	Dirk Minniefield, Villanova (12-4-1982)	14
6. Anthony Epps, LSU (3-4-1995)		13
	Rodrick Rhodes, Morehead State (12-19-1992)	13
	Dirk Minniefield, Auburn (2-3-1982)	13
	Dirk Minniefield, Mississippi State (1-23-1980)	13

YEAR-BY-YEAR ASSIST LEADERS

YEAR	PLAYER	CL.	G	ASST	AVG
1961-62	Scotty Baesler	Jr.	26	112	4.3
1962-63	Cotton Nash	Jr.	25	66	2.6
1963-64	Larry Conley	So.	27	112	4.2
1964-65	Larry Conley	Jr.	25	81	3.2
1965-66	Larry Conley	Sr.	29	100	3.4
1966-67	Pat Riley	Sr.	26	68	2.6
1967-68	Mike Pratt	So.	27	82	3.0
1968-69	Mike Casey	Jr.	28	129	4.6
1969-70	Mike Pratt	Sr.	28	99	3.5
1970-71	Larry Steele	Sr.	24	93	3.9
1971-72	Stan Key	Sr.	28	89	3.2
1972-73	Jimmy Dan Conner	So.	28	83	3.0
1973-74	Mike Flynn	Jr.	26	83	3.2
1974-75	Jimmy Dan Conner	Sr.	31	106	3.4
	Mike Flynn	Sr.	31	106	3.4
1975-76	Larry Johnson	Jr.	30	98	3.3
1976-77	Larry Johnson	Sr.	30	143	4.8
1977-78	Kyle Macy	So.	32	178	5.6
1978-79	Kyle Macy	Jr.	31	129	4.2
1979-80	Kyle Macy	Sr.	35	163	4.7
1980-81	Dirk Minniefield	So.	28	151	5.4
1981-82	Dirk Minniefield	Jr.	30	188	6.3
1982-83	Dirk Minniefield	Sr.	31	181	5.8
1983-84	Dickey Beal	Sr.	30	133	4.4
1984-85	Roger Harden	Jr.	30	142	4.7

YEAR	PLAYER	CL.	G	ASST	AVG
1985-86	Roger Harden	Sr.	36	232	6.4
1986-87	Rex Chapman	Fr.	29	103	3.6
1987-88	Ed Davender	Sr.	33	131	4.0
1988-89	Sean Sutton	So.	31	146	4.7
1989-90	Sean Woods	So.	28	164	5.9
1990-91	Sean Woods	Jr.	27	151	5.6
1991-92	Sean Woods	Sr.	36	167	4.6
1992-93	Travis Ford	Jr.	34	166	4.9
1993-94	Travis Ford	Sr.	33	193	5.8
1994-95	Anthony Epps	So.	33	138	4.2
1995-96	Anthony Epps	Jr.	36	175	4.9
1996-97	Anthony Epps	Sr.	40	193	4.8
1997-98	Wayne Turner	Jr.	39	173	4.4
1998-99	Wayne Turner	Sr.	37	145	3.9
1999-00	Saul Smith	Jr.	33	115	3.5
2000-01	Saul Smith	Sr.	34	134	3.9
2001-02	Cliff Hawkins	So.	32	136	4.3
2002-03	Cliff Hawkins	Jr.	29	111	3.8
2003-04	Cliff Hawkins	Sr.	32	166	5.2
2004-05	Patrick Sparks	Jr.	34	122	3.6
2005-06	Rajon Rondo	So.	34	167	4.9
2006-07	Ramel Bradley	Jr.	34	129	3.8
2007-08	Ramel Bradley	Sr.	30	101	3.7
2008-09	DeAndre Liggins	Fr.	33	92	2.8
	Michael Porter	Jr.	36	92	2.6

TEAM RECORDS

MOST ASSISTS
Game: 35
 vs. San Jose State (3-14-1996)
Season: 783
 1995-96

INDIVIDUAL RECORDS

MOST ASSISTS
Game: 16
 John Wall vs. Hartford (12-29-2009)
Season: 246
 Tyler Ulis (2015-16)
Career: 646
 Dirk Minniefield (1980-83)

MOST ASSISTS PER GAME
Season: 7.0
 Tyler Ulis (2015-16) [246 in 35 games]
Career: 5.30
 Sean Woods (1990-92) [482 in 91 games]

YEAR	PLAYER	CL.	G	ASST	AVG
2009-10	John Wall	Fr.	37	241	6.5
2010-11	Brandon Knight	Fr.	38	159	4.2
2011-12	Marquis Teague	Fr.	40	191	4.8
2012-13	Julius Mays	Sr.	33	63	2.9
2013-14	Andrew Harrison	Fr.	40	159	4.0
2014-15	Andrew Harrison	So.	39	139	3.6
2015-16	Tyler Ulis	So.	35	246	7.0

MISCELLANEOUS

INDIVIDUAL RECORDS

MOST GAMES PLAYED

Season: 40

Anthony Epps, Jamaal Magloire, Ron Mercer and Wayne Turner (1996-97); Anthony Davis, Michael-Kidd Gilchrist, Doron Lamb, Darius Miller, Marquis Teague, Kyle Wiltjer (2011-12); Aaron Harrison, Andrew Harrison, Alex Poythress, Julius Randle, James Young (2013-14)

Career: 152

Darius Miller (2008-12)

Career (SEC): 72

Kenny Walker (1983-86)

MOST GAMES STARTED

Season: 40

Ron Mercer (1996-97); Anthony Davis, Marquis Teague (2011-12); Aaron Harrison, Julius Randle (2013-14)

Career: 136

Ralph Beard (1946-49)

MOST CONSECUTIVE GAMES STARTED

Career: 110

Chuck Hayes (Feb. 19, 2002 to Mar. 27, 2005); Alex Groza (Nov. 28, 1946 to Mar. 26, 1949)

Career (SEC): 54

Dan Issel (1968-70); Mike Pratt (1968-70); Jack Givens (1975-78)

MOST WINS

Career: 132

Wayne Turner (1996-99)

CAREER LEADERS

DOUBLE-DOUBLES

Player	Seasons	G	DD
1. Dan Issel	1968-70	83	64
2. Cotton Nash	1962-64	78	44
3. Jim Andrews	1971-73	80	43
4. Kenny Walker	1983-86	132	31
Tom Parker	1970-72	80	31
6. Patrick Patterson	2008-10	97	30
Rick Robey	1975-78	105	30
8. Mike Pratt	1968-70	81	29
9. Sam Bowie	1980-81, 84	96	27
10. Jamal Mashburn	1991-93	98	26

30-POINT GAMES

Player	Seasons	G	30+
1. Dan Issel	1968-70	83	31
2. Cotton Nash	1962-64	78	21
3. Louie Dampier	1965-67	80	12
4. Kevin Grevey	1973-75	84	11
5. Kenny Walker	1983-86	132	9
6. Cliff Hagan	1951-54	77	8
7. Jodie Meeks	2007-09	81	7
Jamal Mashburn	1991-93	98	7
Jim Andrews	1971-73	80	7
Bob Burrow	1955-56	51	7
Alex Groza	1945-49	120	7

GAMES PLAYED

Player	Seasons	G
1. Darius Miller	2008-12	152
2. Wayne Turner	1996-99	151
3. Jamaal Magloire	1997-00	145
4. Saul Smith	1998-01	143
Jared Prickett	1993-97	143
6. Anthony Epps	1994-97	141
7. Ralph Beard	1946-49	139
8. Jules Camara	1999-00, 02-03	136
9. Keith Bogans	2000-03	135
Tayshaun Prince	1999-02	135
Jim Line	1947-50	135

GAMES STARTED

Player	Seasons	GS
1. Ralph Beard	1946-49	136
2. Keith Bogans	2000-03	122
3. Chuck Hayes	2002-05	111
4. Alex Groza	1947-49	110
5. Tayshaun Prince	1999-02	109
Ed Davender	1985-88	109
7. Gerald Fitch	2000-03	107
Dirk Minniefield	1980-83	107
9. Tony Delk	1993-96	103
Kenny Walker	1983-86	103

SINGLE-SEASON LEADERS

DOUBLE-DOUBLES

Player	Season	G	DD
1. Dan Issel	1969-70	28	26
2. Julius Randle	2013-14	40	24
3. Dan Issel	1968-69	28	22
4. Jim Andrews	1972-73	28	21
5. Anthony Davis	2011-12	40	20
DeMarcus Cousins	2009-10	38	20
7. Jim Andrews	1971-72	28	19
8. Cotton Nash	1961-62	26	18
9. Dan Issel	1967-68	27	16
10. Patrick Patterson	2008-09	34	15
Jamaal Magloire	1999-00	33	15
Tom Parker	1971-72	27	15

30-POINT GAMES

Player	Season	G	30+
1. Dan Issel	1969-70	28	19
2. Dan Issel	1968-69	28	10
3. Cotton Nash	1963-64	27	9
Cotton Nash	1961-62	26	9
5. Jodie Meeks	2008-09	36	7
6. Louie Dampier	1966-67	26	6
Bob Burrow	1955-56	25	6
Alex Groza	1948-49	34	6
9. Kenny Walker	1984-85	31	5
Kevin Grevey	1974-75	31	5
Jim Andrews	1971-72	28	5
Cliff Hagan	1951-52	32	5

SINGLE-GAME HIGHS

TRIPLE-DOUBLES

Player, Opponent (Date)	P	R	A
1. Chris Mills, Austin Peay (12-27-88)	19	10	10

TEAM RECORDS

MOST GAMES PLAYED

Season: 40

1996-97, 2011-12, 2013-14

MOST WINS

Season: 38

2011-12, 2014-15

FEWEST WINS

Season (20 or more games): 13

1966-67, 1973-74, 1988-89

LONGEST WIN STREAK

Overall: 38 games

Nov. 14, 2014-April 4, 2015

SEC: 51 games

Jan. 28, 1950-Jan. 8, 1955

MOST LOSSES

Season: 19

1988-89 [13-19]

LONGEST LOSING STREAK

Overall: 9 games

1922-23

SEC: 6 games

1988-89

MOST PERSONAL FOULS

Game: 41

vs. Tennessee (1-21-1992)

vs. Ohio (1-12-1948)

Season: 847

1991-92

FEWEST PERSONAL FOULS

Season: 307

1944-45

UK VS. EACH STATE/PROVINCE/COUNTRY

STATE	RECORD	PCT	STATE	RECORD	PCT	STATE	RECORD	PCT	STATE	RECORD	PCT
Alabama	204-58	.779	Illinois	46-13	.780	Missouri	19-9	.679	Pennsylvania	44-8	.846
Alaska	5-0	1.000	Indiana	97-52	.651	Montana	2-0	1.000	Rhode Island	4-0	1.000
Arizona	7-3	.700	Iowa	8-3	.727	Nebraska	10-5	.667	South Carolina	68-15	.819
Arkansas	31-11	.738	Kansas	32-7	.821	Nevada	4-0	1.000	South Dakota	1-0	1.000
California	17-9	.607	Kentucky	172-69-1	.710	New Hampshire	3-1	.750	Tennessee	338-117	.743
Colorado	3-0	1.000	Louisiana	133-34	.796	New Jersey	9-2	.818	Texas	38-9	.809
Connecticut	3-4	.429	Maine	1-0	1.000	New Mexico	1-0	1.000	Utah	13-2	.867
Delaware	1-0	1.000	Maryland	15-6	.714	New York	41-13	.759	Virginia	34-8	.810
D.C.	2-2	.500	Massachusetts	14-1	.933	North Carolina	49-34	.590	Washington	5-0	1.000
Florida	114-41	.735	Mexico	4-0	1.000	Ohio	130-40	.765	West Virginia	28-5	.848
Georgia	183-42	.813	Michigan	23-14	.622	Oklahoma	11-2	.846	Wisconsin	12-9	.571
Hawaii	3-0	1.000	Minnesota	4-1	.800	Ontario	4-0	1.000	Wyoming	2-0	1.000
Idaho	3-0	1.000	Mississippi	201-33	.859	Oregon	9-0	1.000	Total	2,205-682-1	.764



CALIPARI ERA INDIVIDUAL SINGLE-GAME RECORDS

MOST POINTS

Pts.	Player vs. Opponent	Date
35	Jamal Murray vs. FLORIDA	2-6-16
35	Terrence Jones vs. AUBURN	1-11-11
33	Jamal Murray at Vanderbilt	2-27-16
33	Jamal Murray vs. Ohio State	12-19-15
32	Doron Lamb vs. WINTHROP	12-22-10
30	Tyler Ulis vs. Texas A&M	3-13-16
30	Brandon Knight vs. West Virginia	3-19-11
29	Julius Randle vs. BELMONT	12-21-13
29	Terrence Jones vs. Oklahoma	11-22-10
29	Eric Bledsoe vs. East Tennessee State	3-18-10
28	Aaron Harrison vs. ROBERT MORRIS	11-17-13
28	Archie Goodwin vs. MOREHEAD STATE	11-21-12
28	Anthony Davis vs. VANDERBILT	2-25-12
27	Tyler Ulis vs. Indiana	3-19-16
27	Tyler Ulis at South Carolina	2-13-16
27	Julius Randle vs. Michigan State	11-12-13
27	Terrence Jones at LSU	1-28-12
27	Anthony Davis vs. ARKANSAS	1-17-12
27	Terrence Jones vs. Notre Dame	12-8-10
27	DeMarcus Cousins at South Carolina	1-26-10
27	DeMarcus Cousins vs. SAM HOUSTON STATE	11-19-09

Active: 25, Derek Willis vs. TENNESSEE, 2-18-16
SEC: 35, Jamal Murray vs. FLORIDA, 2-6-16
Postseason: 30, Tyler Ulis vs. Texas A&M, 3-13-16
SEC Tourney: 30, Tyler Ulis vs. Texas A&M, 3-13-16
NCAA Tourney: ... 30, Brandon Knight vs. West Virginia, 3-19-11
Rupp Arena: 35, Jamal Murray vs. FLORIDA, 2-6-16
On the Road: 33, Jamal Murray at Vanderbilt, 2-27-16
Neutral: 33, Jamal Murray vs. Ohio State, 12-19-15
SEC Road: 33, Jamal Murray at Vanderbilt, 2-27-16
Ranked Opp.: 30, Tyler Ulis vs. Texas A&M, 3-13-16
Freshman: 35, Jamal Murray vs. FLORIDA, 2-6-16
Sophomore: 30, Tyler Ulis vs. Texas A&M, 3-13-16
Junior: 25, Derek Willis vs. TENNESSEE, 2-18-16
Senior: 25, Alex Poysthast at Alabama, 1-19-16
Opener: 25, Terrence Jones vs. EAST TENN. STATE, 11-12-10
SEC Opener: 26, Aaron Harrison vs. OLE MISS, 1-6-15
***In some cases, the most recent occurrence is listed*

MOST POINTS IN AN SEC GAME

Pts.	Player vs. Opponent	Date
35	Jamal Murray vs. FLORIDA	2-6-16
35	Terrence Jones vs. AUBURN	1-11-11
33	Jamal Murray at Vanderbilt	2-27-16
28	Jamal Murray vs. TENNESSEE	2-18-16
28	Anthony Davis vs. VANDERBILT	2-25-12
27	Tyler Ulis at South Carolina	2-13-16
27	Terrence Jones at LSU	1-28-12
27	Anthony Davis vs. ARKANSAS	1-17-12
27	DeMarcus Cousins at South Carolina	1-26-10
26	Jamal Murray at South Carolina	2-13-16
26	Aaron Harrison vs. OLE MISS	1-6-15
26	Andrew Harrison vs. TENNESSEE	1-18-14
26	James Young vs. MISSISSIPPI STATE	1-8-14
26	Kyle Wiltjer at Ole Miss	1-29-13
26	Brandon Knight at Arkansas	2-23-11

MOST POINTS IN A HALF

Pts.	Player vs. Opponent	Date
27	Jamal Murray ² vs. Ohio State	12-19-15
23	Julius Randle ² vs. Michigan State	11-12-13
22	Terrence Jones ² vs. AUBURN	1-11-11
22	Eric Bledsoe ² vs. MOREHEAD STATE	11-13-09
21	Jamal Murray ¹ at Vanderbilt	2-27-16
20	Jamal Murray ¹ vs. FLORIDA	2-6-16
20	Terrence Jones ² at Georgia	1-8-11
20	DeMarcus Cousins ² vs. UNC Asheville	11-30-09
19	Jamal Murray ¹ vs. Georgia	3-12-16
19	Aaron Harrison ¹ vs. ROBERT MORRIS	11-17-13
19	Archie Goodwin ² at Louisville	12-29-12
19	John Wall ² vs. UConn	12-9-09
18	Jamal Murray ² at Florida	3-1-16
18	Skal Labissiere ² vs. NJIT	11-14-15
18	Aaron Harrison ² at Florida	2-7-15

18	Aaron Harrison ² vs. BELMONT	12-21-13
18	Anthony Davis ¹ at South Carolina	2-4-12
18	Anthony Davis ² vs. LOUISVILLE	12-31-11
18	Kyle Wiltjer ² vs. LOYOLA	12-22-11
18	Josh Harrellson ² at Louisville	12-31-10
18	DeMarcus Cousins ¹ vs. SAM HOUSTON STATE	11-19-09
<i>1 - First Half; 2 - Second Half</i>		

MOST POINTS OFF THE BENCH

Pts.	Player vs. Opponent	Date
35	Terrence Jones vs. AUBURN	1-11-11
32	Doron Lamb vs. WINTHROP	12-22-10
26	Kyle Wiltjer at Ole Miss	1-29-13
24	Kyle Wiltjer vs. LOYOLA	12-22-11
24	Doron Lamb at North Carolina	12-4-10
23	Kyle Wiltjer vs. LIPSCOMB	12-15-12
20	Doron Lamb at Ole Miss	2-1-11
20	Doron Lamb vs. EAST TENNESSEE STATE	11-12-10

MOST 3-POINTERS MADE

3's	Player vs. Opponent	Date
8	Jamal Murray vs. FLORIDA	2-6-16
8	Eric Bledsoe vs. East Tennessee State	3-18-10
7	Derek Willis vs. TENNESSEE	2-18-16
7	Jamal Murray vs. Ohio State	12-19-15
7	Kyle Wiltjer vs. LIPSCOMB	12-15-12
7	Kyle Wiltjer vs. LAFAYETTE	11-16-12
7	Doron Lamb vs. WINTHROP	12-22-10

MOST FREE THROWS

FTs	Player vs. Opponent	Date
14	Tyler Ulis at Arkansas	1-21-16
13	Julius Randle at Ole Miss	2-18-14
13	Julius Randle vs. BELMONT	12-21-13
12	Tyler Ulis at Tennessee	2-2-16
12	Dakari Johnson vs. UT ARLINGTON	11-25-14
12	Archie Goodwin at Ole Miss	1-29-13
12	Archie Goodwin vs. MOREHEAD STATE	11-21-12
12	Anthony Davis vs. LOUISVILLE	12-31-11

MOST REBOUNDS

Rebs	Player vs. Opponent	Date
19	Michael Kidd-Gilchrist vs. LOUISVILLE	12-31-11
18	Anthony Davis vs. CHATTANOOGA	12-17-11
18	DeMarcus Cousins vs. LOUISVILLE	1-2-10
18	Patrick Patterson vs. RIDER	11-21-09
18	DeMarcus Cousins vs. SAM HOUSTON STATE	11-19-09
17	Terrence Jones vs. Notre Dame	12-8-10
17	Terrence Jones at Washington	11-23-10
16	Julius Randle vs. LSU	3-14-14
16	Julius Randle vs. UNC ASHEVILLE	11-8-13
16	Nerlens Noel vs. BAYLOR	12-1-12
16	Anthony Davis vs. Kansas	4-2-12
16	Anthony Davis vs. LITTLE ROCK	1-3-12
15	Julius Randle vs. Kansas State	3-21-14
15	Julius Randle at South Carolina	3-1-14
15	Julius Randle vs. LSU	2-22-14
15	Julius Randle vs. CLEVELAND STATE	11-25-13
15	Julius Randle vs. ROBERT MORRIS	11-17-13
15	Anthony Davis vs. ST. JOHN'S	12-1-11
15	Terrence Jones vs. UConn	4-2-11
15	DeMarcus Cousins vs. Tennessee	3-13-10

Active: 12, Isaac Humphries, at Texas A&M, 2-20-16
SEC: 15, Julius Randle vs. LSU, 2-22-14
Postseason: 16, Julius Randle vs. LSU, 3-14-14
SEC Tourney: 16, Julius Randle vs. LSU, 3-14-14
NCAA Tourney: 16, Anthony Davis vs. Kanaz, 4-2-12
Rupp Arena: . 19, M. Kidd-Gilchrist vs. LOUISVILLE, 12-31-11
On the Road: ... 17, Terrence Jones at Washington, 11-23-10
SEC Road: 15, Julius Randle at South Carolina, 3-1-14
Ranked Opp.: 19, M. Kidd-Gilchrist vs. LOUISVILLE, 12-31-11
Freshman: ... 19, M. Kidd-Gilchrist vs. LOUISVILLE, 12-31-11
Sophomore: ... 13, D. Johnson vs. GRAND CANYON, 11-14-14
Junior: 18, Patrick Patterson vs. RIDER, 11-21-09
Senior: 14, Josh Harrellson at Arkansas, 2-23-11
Opener: 16, Julius Randle vs. UNC ASHEVILLE, 11-8-13

SEC Opener: 12, Willie Cauley-Stein vs. OLE MISS, 1-6-15

***In some cases, the most recent occurrence is listed*

MOST OFFENSIVE REBOUNDS

Rebs	Player vs. Opponent	Date
9	Willie Cauley-Stein vs. ARKANSAS	2-27-14
9	DeMarcus Cousins vs. OLE MISS	2-2-10
9	Patrick Patterson vs. RIDER	11-21-09
8	Dakari Johnson vs. GRAND CANYON	11-14-14
8	DeMarcus Cousins vs. VANDERBILT	1-30-10
8	Patrick Patterson at Indiana	12-12-09
8	DeMarcus Cousins vs. SAM HOUSTON STATE	11-19-09

MOST DEFENSIVE REBOUNDS

Rebs	Player vs. Opponent	Date
15	Terrence Jones vs. Notre Dame	12-8-10
14	DeMarcus Cousins vs. LOUISVILLE	1-2-10
13	Anthony Davis vs. LSU	3-9-12
13	Michael Kidd-Gilchrist vs. LOUISVILLE	12-31-11
13	Anthony Davis vs. CHATTANOOGA	12-17-11
13	Terrence Jones vs. Washington	11-23-10
12	Karl-Anthony Towns vs. GEORGIA	2-3-15
12	Julius Randle vs. Kansas State	3-21-14
12	Anthony Davis vs. Kansas	4-2-12
12	Anthony Davis vs. Louisville	3-31-12
12	Anthony Davis vs. ARKANSAS-LITTLE ROCK	1-3-12

MOST ASSISTS

Assts.	Player vs. Opponent	Date
16	John Wall vs. HARTFORD	12-29-09
14	Tyler Ulis vs. LSU	3-5-16
14	John Wall vs. UNC Asheville	11-30-09
12	Tyler Ulis at South Carolina	2-13-16
11	Tyler Ulis at Florida	3-1-16
11	Tyler Ulis at Texas A&M	2-20-16
11	Tyler Ulis vs. FLORIDA	2-6-16
11	John Wall vs. East Tennessee State	3-18-10
11	John Wall vs. RIDER	11-21-09
10	Tyler Ulis vs. ALABAMA	2-23-16
10	Tyler Ulis vs. OLE MISS	1-2-16
10	Julius Mays vs. LAFAYETTE	11-16-12
10	Marquis Teague vs. FLORIDA	2-7-12

Active: 7, Isaiah Briscoe, vs. Ohio State, 12-14-15
SEC: 14, Tyler Ulis vs. LSU, 3-5-16
Postseason: 11, John Wall vs. East Tennessee State, 3-18-10
SEC Tourney: 9, Andrew Harrison vs. Georgia, 3-15-14
NCAA Tourney: 11, John Wall vs. East Tennessee St., 3-18-10
Rupp Arena: 16, John Wall vs. HARTFORD, 12-29-09
On the Road: 12, Tyler Ulis, at South Carolina, 2-13-16
SEC Road: 12, Tyler Ulis, at South Carolina, 2-13-16
Ranked Opp.: 12, Tyler Ulis, at South Carolina, 2-13-16
Freshman: 16, John Wall vs. HARTFORD, 12-29-09
Sophomore: 14, Tyler Ulis vs. LSU, 3-5-16
Junior: 9, DeAndre Liggins vs. WINTHROP, 12-22-10
Senior: 10, Julius Mays vs. LAFAYETTE, 11-16-12
Opener: 8, Jamal Murray vs. ALBANY, 11-13-15
SEC Opener: 10, Tyler Ulis vs. OLE MISS, 1-2-16
***In some cases, the most recent occurrence is listed*

MOST POINTS-REBOUNDS-ASSISTS

P-R-A	Player vs. Opponent	Date
47 (27-17-3)	Terrence Jones vs. Notre Dame	12-8-10
45 (29-13-3)	Terrence Jones vs. Oklahoma	11-22-10
45 (27-18-0)	DeMarcus Cousins vs. SAM HOUSTON	11-19-09
44 (24-19-1)	Michael Kidd-Gilchrist vs. LOUISVILLE	12-31-11
43 (33-9-2)	Jamal Murray at Vanderbilt	2-27-16
43 (35-8-0)	Terrence Jones vs. AUBURN	1-11-11
42 (35-6-1)	Jamal Murray vs. FLORIDA	2-6-16
41 (26-10-5)	James Young vs. MISSISSIPPI STATE	1-8-14
41 (27-13-1)	Julius Randle vs. Michigan State	11-12-13
41 (27-14-0)	Anthony Davis vs. ARKANSAS	1-17-12
40 (23-16-1)	Julius Randle vs. UNC ASHEVILLE	11-8-13
40 (22-9-9)	Archie Goodwin vs. LIU-BROOKLYN	11-23-12
39 (28-9-2)	Jamal Murray vs. TENNESSEE	2-18-16
39 (27-0-12)	Tyler Ulis at South Carolina	2-13-16
39 (29-10-0)	Julius Randle vs. BELMONT	12-21-13

CALIPARI ERA INDIVIDUAL SINGLE-GAME RECORDS

39 (22-14-3)	Julius Randle vs. NORTHERN KY.	11-10-13
39 (28-11-0)	Anthony Davis vs. VANDERBILT	2-25-12
39 (22-16-1)	Anthony Davis vs. LITTLE ROCK	1-3-12
39 (26-8-5)	Brandon Knight at Arkansas	2-23-11
39 (23-14-2)	Josh Harrellson at Louisville	12-31-10
39 (25-12-2)	Terrence Jones vs. EAST TENN. ST.	11-12-10
39 (27-12-0)	DeMarcus Cousins at South Carolina	1-26-10
39 (18-18-3)	DeMarcus Cousins vs. LOUISVILLE	1-2-10

MOST MINUTES WITHOUT A TURNOVER

Mins.	Player vs. Opponent	Date
44	Darius Miller at Arkansas	2-23-11
41	Aaron Harrison vs. LSU	2-22-14
40	Tyler Ulis vs. Duke	11-17-15
40	Aaron Harrison vs. OLE MISS	1-6-15
40	Alex Poythress vs. MISSOURI	2-23-13
39	Nerlens Noel vs. TEXAS A&M	1-12-13
39	Ryan Harrow at Louisville	12-29-12
39	Anthony Davis vs. ALABAMA	1-21-12
39	Michael Kidd-Gilchrist vs. LOUISVILLE	12-31-11
38	Aaron Harrison at LSU	1-28-14
38	Patrick Patterson vs. Mississippi State	3-14-10

MOST BLOCKED SHOTS

Blks.	Player vs. Opponent	Date
12	Nerlens Noel at Ole Miss	1-29-13
9	Willie Cauley-Stein vs. BOISE STATE	12-10-13
9	Willie Cauley-Stein vs. Providence	12-1-13
8	Nerlens Noel at Alabama	1-22-13
8	Anthony Davis at South Carolina	2-4-12
8	Anthony Davis vs. ST. JOHN'S	12-1-11
7	Karl-Anthony Towns vs. VANDERBILT	1-20-15
7	Willie Cauley-Stein vs. EASTERN MICHIGAN	11-27-13

7	Willie Cauley-Stein vs. MISSOURI	2-23-13
7	Nerlens Noel at Auburn	1-19-13
7	Nerlens Noel vs. TEXAS A&M	1-12-13
7	Nerlens Noel vs. LIPSCOMB	12-15-12
7	Nerlens Noel vs. PORTLAND	12-8-12
7	Anthony Davis vs. Western Kentucky	3-15-12
7	Anthony Davis at Vanderbilt	2-11-12
7	Anthony Davis vs. TENNESSEE	1-31-12
7	Anthony Davis vs. ARKANSAS	1-17-12
7	Anthony Davis vs. SOUTH CAROLINA	1-7-12
7	Anthony Davis vs. Kansas	11-15-11


Active:4, Derek Willis vs. GEORGIA, 2-9-16
SEC:12, Nerlens Noel at Ole Miss, 1-29-13
Postseason: 7, Anthony Davis vs. Western Kentucky, 3-15-12
SEC Tourney:6, Anthony Davis vs. LSU, 3-11-12
NCAA Tourney: 7, Anthony Davis vs. Western Kent., 3-15-12
Rupp Arena: ...9, Willie Cauley-Stein vs. BOISE ST., 12-10-13
On the Road:12, Nerlens Noel at Ole Miss, 1-29-13
SEC Road:12, Nerlens Noel at Ole Miss, 1-29-13
Ranked Opp.:12, Nerlens Noel at Ole Miss, 1-29-13
Freshman:12, Nerlens Noel at Ole Miss, 1-29-13
Sophomore: ...9, Willie Cauley-Stein vs. BOISE ST., 12-10-13
Junior:4, Willie Cauley-Stein vs. ARKANSAS, 2-28-15
Senior:6, Josh Harrellson vs. PENN., 1-3-11
Opener:5, Anthony Davis vs. MARIST, 11-11-11
SEC Opener: 7, Anthony Davis vs. SOUTH CAROLINA, 1-7-12
***In some cases, the most recent occurrence is listed*

MOST STEALS

Stls.	Player vs. Opponent	Date
6	Tyler Ulis vs. OLE MISS	1-2-16
6	Willie Cauley-Stein vs. GEORGIA	1-25-14

6	Nerlens Noel vs. BAYLOR	12-1-12
6	John Wall vs. UConn	12-9-09
6	John Wall vs. UNC Asheville	11-30-09
5	Aaron Harrison vs. ARKANSAS	2-28-15
5	Willie Cauley-Stein vs. Texas	12-5-14
5	DeAndre Liggins vs. TENNESSEE	2-8-11
5	Darius Miller at Portland	11-19-10

Active:4, Isaiah Briscoe vs. OLE MISS, 1-2-16
SEC:6, Tyler Ulis vs. OLE MISS, 1-2-16
Postseason:5, John Wall vs. Mississippi State, 3-14-10
SEC Tourney:5, John Wall vs. Mississippi State, 3-14-10
NCAA Tourney: ...4, Andrew Harrison vs. W. Virginia, 3-26-15
Rupp Arena:6, Tyler Ulis vs. OLE MISS, 1-2-16
On the Road:5, Darius Miller at Portland, 11-19-10
SEC Road:3, Derek Willis at Tennessee, 2-2-16
Ranked Opp.:5, Aaron Harrison vs. ARKANSAS, 2-28-15
Freshman:6, Nerlens Noel vs. BAYLOR, 12-1-12
Sophomore:6, Tyler Ulis vs. OLE MISS, 1-2-16
Junior:5, Willie Cauley-Stein vs. TEXAS, 12-5-14
Senior:4, Josh Harrellson vs. Princeton, 3-17-11
Opener:4, Aaron Harrison vs. UNC ASHEVILLE, 11-8-13
SEC Opener:6, Tyler Ulis vs. OLE MISS, 1-2-16
***In some cases, the most recent occurrence is listed*



Nerlens Noel broke the UK single-game record for blocks with 12 at Ole Miss in 2013.

CALIPARI ERA INDIVIDUAL SEASON RECORDS

8.	Willie Cauley-Stein	1.205	2015
9.	Willie Cauley-Stein	1.189	2014
10.	Terrence Jones	1.132	2011

BLOCKED SHOTS

Rk.	Player	Blks.	Year
1.	Anthony Davis	186	2012
2.	Willie Cauley-Stein	106	2014
	Nerlens Noel	106	2013
4.	Karl-Anthony Towns	88	2015
5.	Terrence Jones	72	2011
6.	Terrence Jones	68	2012
7.	Willie Cauley-Stein	67	2015
	DeMarcus Cousins	67	2010
9.	Willie Cauley-Stein	60	2013
10.	Skal Labissiere	59	2016
	Marcus Lee	59	2016
12.	Josh Harrellson	57	2011
13.	Daniel Orton	52	2010
14.	Patrick Patterson	51	2010
15.	Darius Miller	43	2011

BLOCKED SHOTS PER GAME

Rk.	Player	Avg.	Year
1.	Anthony Davis	4.650	2012
2.	Nerlens Noel	4.167	2013
3.	Willie Cauley-Stein	2.865	2014
4.	Karl-Anthony Towns	2.256	2015
5.	Willie Cauley-Stein	2.069	2013
6.	Terrence Jones	1.895	2011
7.	Terrence Jones	1.789	2012
8.	DeMarcus Cousins	1.763	2010
8.	Willie Cauley-Stein	1.718	2015
9.	Skal Labissiere	1.639	2016

Marcus Lee	1.639	2016
------------	-------	------

MINUTES PLAYED

Rk.	Player	Mins.	Year
1.	Brandon Knight	1363	2011
2.	Aaron Harrison	1303	2014
	Marquis Teague	1303	2012
4.	James Young	1296	2014
5.	Tyler Ulis	1288	2016
	John Wall	1288	2010
7.	Anthony Davis	1281	2012
8.	Jamal Murray	1267	2016
	Andrew Harrison	1267	2014
10.	Patrick Patterson	1255	2010
11.	Doron Lamb	1249	2012
12.	Michael Kidd-Gilchrist	1245	2012
13.	Julius Randle	1233	2014
14.	DeAndre Liggins	1201	2011
15.	Terrence Jones	1196	2011

DOUBLE-FIGURE SCORING GAMES

Rk.	Player	No.	Year
1.	Jamal Murray	35	2016
	Julius Randle	35	2014
	Brandon Knight	35	2011
4.	John Wall	34	2010
5.	Anthony Davis	32	2012
	Terrence Jones	32	2011
7.	DeMarcus Cousins	31	2010
8.	Tyler Ulis	30	2016
	Aaron Harrison	30	2014
	James Young	30	2014

Doron Lamb	30	2012	
Patrick Patterson	30	2010	
13.	Terrence Jones	26	2012
14.	Archie Goodwin	25	2013
	Michael Kidd-Gilchrist	25	2012

20-POINT SCORING GAMES

Rk.	Player	No.	Year
1.	Jamal Murray	18	2016
2.	Tyler Ulis	15	2016
3.	Brandon Knight	14	2011
4.	James Young	9	2014
5.	Aaron Harrison	8	2014
	Terrence Jones	8	2011
	John Wall	8	2010
8.	Julius Randle	7	2014
9.	Alex Poythress	6	2013
	Anthony Davis	6	2012
	Patrick Patterson	6	2010

DOUBLE-FIGURE REBOUNDING GAMES

Rk.	Player	No.	Year
1.	Julius Randle	27	2014
2.	Anthony Davis	23	2012
3.	DeMarcus Cousins	21	2010
4.	Josh Harrellson	16	2011
5.	Terrence Jones	13	2011
6.	Patrick Patterson	11	2010
7.	Karl-Anthony Towns	10	2015
8.	Willie Cauley-Stein	9	2015
	Nerlens Noel	9	2013
10.	Willie Cauley-Stein	8	2014

Michael Kidd-Gilchrist	8	2012
------------------------	---	------

GAMES WITH 5+ ASSISTS

Rk.	Player	No.	Year
1.	Tyler Ulis	31	2016
2.	John Wall	29	2010
3.	Marquis Teague	20	2012
4.	Andrew Harrison	14	2014
	Brandon Knight	14	2011
6.	Tyler Ulis	12	2015
7.	Isaiah Briscoe	9	2016
	Andrew Harrison	9	2015
9.	Eric Bledsoe	8	2010
10.	Julius Mays	5	2013

GAMES WITH 3+ 3-POINTERS

Rk.	Player	No.	Year
1.	Jamal Murray	20	2016
2.	Brandon Knight	16	2011
3.	James Young	15	2014
4.	Doron Lamb	11	2012
	Darius Miller	11	2012
6.	Julius Mays	10	2013
7.	Devin Booker	9	2015
	Aaron Harrison	9	2014
	Doron Lamb	9	2011
10.	Kyle Wiltjer	7	2013
	Eric Bledsoe	7	2010
	Darius Miller	7	2010

CALIPARI ERA INDIVIDUAL CAREER RECORDS

POINTS

Rk.	Player	Years	GP	Pts.
1.	Terrence Jones	2011-12	76	1064
2.	Darius Miller	2010-12	116	1057
3.	Doron Lamb	2011-12	78	1018
4.	Aaron Harrison	2014-15	79	979
5.	Alex Poythress	2013-16	81	966
6.	Willie Cauley-Stein	2013-15	105	843
7.	Tyler Ulis	2015-16	72	815
8.	Andrew Harrison	2014-15	79	798
9.	Jamal Murray	2016	36	720
10.	Brandon Knight	2011	38	657

HIGHEST REBOUNDING AVERAGE

Rk.	Player	Years	Rebs.	Avg.
1.	Julius Randle	2014	417	10.4
	Anthony Davis	2012	415	10.4
3.	DeMarcus Cousins	2010	376	9.9
4.	Nerlens Noel	2013	227	9.5
5.	Terrence Jones	2011-12	608	8.0
6.	Michael Kidd-Gilchrist	2012	297	7.4
	Patrick Patterson	2010	283	7.4
8.	Karl-Anthony Towns	2015	261	6.7
9.	Willie Cauley-Stein	2013-15	655	6.2
10.	Josh Harrellson	2010-11	356	5.9

3-POINTERS

Rk.	Player	Years	3PM
1.	Darius Miller	2010-12	157
2.	Doron Lamb	2011-12	144
3.	Aaron Harrison	2014-15	121
4.	Jamal Murray	2016	113
5.	Kyle Wiltjer	2012-13	90
6.	Tyler Ulis	2015-16	88
7.	Brandon Knight	2011	87
8.	James Young	2014	82
9.	Andrew Harrison	2014-15	69
10.	Julius Mays	2013	65

HIGHEST SCORING AVERAGE

Rk.	Player	Years	Pts.	Avg.
1.	Jamal Murray	2016	720	20.0
2.	Brandon Knight	2011	657	17.3
3.	John Wall	2010	515	16.6
4.	DeMarcus Cousins	2010	575	15.1
5.	Julius Randle	2014	599	15.0
6.	James Young	2014	573	14.3
	Patrick Patterson	2010	544	14.3
8.	Anthony Davis	2012	567	14.2
9.	Archie Goodwin	2013	466	14.1
10.	Terrence Jones	2011-12	1064	14.0

FIELD GOALS

Rk.	Player	Years	FGs.
1.	Terrence Jones	2011-12	383
2.	Darius Miller	2010-12	378
3.	Alex Poythress	2013-16	356
4.	Willie Cauley-Stein	2013-15	346
5.	Doron Lamb	2011-12	336
6.	Aaron Harrison	2014-15	320
7.	Tyler Ulis	2015-16	259
8.	Jamal Murray	2016	244
9.	Andrew Harrison	2014-15	222
10.	Brandon Knight	2011	217

3-POINT FIELD-GOAL PERCENTAGE

Rk.	Player	Years	3PM	3PA	Pct.
1.	Doron Lamb	2011-12	144	303	.475
2.	Derek Willis	2014-16	59	141	.418
3.	Devin Booker	2015	58	141	.411
4.	Jamal Murray	2016	113	277	.408
5.	Kyle Wiltjer	2012-13	90	231	.390
6.	Darius Miller	2010-12	157	408	.385
7.	Eric Bledsoe	2010	49	128	.383
8.	Brandon Knight	2011	87	231	.377
9.	Julius Mays	2013	65	175	.371
	Tyler Ulis	2015-16	88	237	.371

REBOUNDS

Rk.	Player	Years	Rebs.
1.	Willie Cauley-Stein	2013-15	655
2.	Terrence Jones	2011-12	608
3.	Alex Poythress	2013-16	597
4.	Julius Randle	2014	417
5.	Anthony Davis	2012	415
6.	Darius Miller	2010-12	376
	DeMarcus Cousins	2010	376
8.	Marcus Lee	2014-16	390
9.	Josh Harrellson	2010-11	356
10.	Dakari Johnson	2014-15	333

FIELD-GOAL PERCENTAGE

Rk.	Player	Years	FGM	FGA	Pct.
1.	Marcus Lee	2014-16	175	265	.660
2.	Anthony Davis	2012	210	337	.623
3.	Josh Harrellson	2010-11	139	234	.594
4.	Willie Cauley-Stein	2013-15	346	583	.593
5.	Patrick Patterson	2010	215	374	.575
6.	Karl-Anthony Towns	2015	145	256	.566
7.	DeMarcus Cousins	2010	206	369	.558
8.	Alex Poythress	2013-16	356	646	.551
9.	Dakari Johnson	2014-15	161	300	.537
10.	Skal Labissiere	2016	98	190	.516

FREE THROWS

Rk.	Player	Years	FTM
1.	Andrew Harrison	2014-15	285
2.	Terrence Jones	2011-12	256
3.	Alex Poythress	2013-16	225
4.	Aaron Harrison	2014-15	218
5.	Tyler Ulis	2015-16	209
6.	Julius Randle	2014	204
7.	Doron Lamb	2011-12	202
8.	John Wall	2010	175
9.	DeMarcus Cousins	2010	162
10.	Willie Cauley-Stein	2013-15	151



CALIPARI ERA INDIVIDUAL CAREER RECORDS

FREE-THROW PERCENTAGE

Rk.	Player	Years	FTM	FTA	Pct.
1.	Tyler Ulis	2015-16	209	247	.846
	Julius Mays	2013	55	65	.846
3.	Devin Booker	2015	53	64	.828
4.	Darius Miller	2010-12	144	176	.818
5.	Doron Lamb	2011-12	202	249	.811
6.	Karl-Anthony Towns	2015	109	134	.813
7.	Kyle Wiltjer	2012-13	69	85	.812
8.	Brandon Knight	2011	136	171	.795
9.	Aaron Harrison	2014-15	218	277	.787
10.	Jamal Murray	2016	119	152	.783

min. 50 made attempts

ASSISTS

Rk.	Player	Years	Assts.
1.	Tyler Ulis	2015-16	381
2.	Andrew Harrison	2014-15	298
3.	John Wall	2010	241
4.	Darius Miller	2010-12	206
5.	Marquis Teague	2012	191
6.	Brandon Knight	2011	159
7.	Aaron Harrison	2014-15	129
8.	Doron Lamb	2011-12	122
9.	DeAndre Liggins	2010-11	120
10.	Terrence Jones	2011-12	111

ASSISTS PER GAME

Rk.	Player	Years	Assts.	Avg.
1.	John Wall	2010	241	6.514
2.	Tyler Ulis	2015-16	381	5.292
3.	Marquis Teague	2012	191	4.775
4.	Brandon Knight	2011	159	4.184
5.	Andrew Harrison	2014-15	298	3.772
6.	Isaiah Briscoe	2016	107	3.147
7.	Eric Bledsoe	2010	107	2.892
8.	Julius Mays	2013	95	2.879
9.	Ryan Harrow	2013	82	2.828
10.	Archie Goodwin	2013	88	2.667

min. 30 assists

ASSIST-TO-TURNOVER RATIO

Rk.	Player	Years	Assts.	TO	Ratio
1.	Tyler Ulis	2015-16	381	107	3.561
2.	Julius Mays	2013	95	38	2.500
3.	Dominique Hawkins	2014-16	39	17	2.294
4.	Marquis Teague	2012	191	109	1.752
5.	Andrew Harrison	2014-15	298	173	1.723
6.	Ryan Harrow	2013	82	48	1.708
7.	DeAndre Liggins	2010-11	120	72	1.667
8.	Isaiah Briscoe	2016	107	66	1.621
9.	John Wall	2010	241	149	1.617
10.	Darius Miller	2010-12	206	150	1.373

min. 30 assists

BLOCKED SHOTS

Rk.	Player	Years	Blks.
1.	Willie Cauley-Stein	2013-15	233
2.	Anthony Davis	2012	186
3.	Terrence Jones	2011-12	140
4.	Nerlens Noel	2013	106
5.	Marcus Lee	2014-16	100
6.	Karl-Anthony Towns	2015	88
7.	Darius Miller	2010-12	78
8.	Alex Poythress	2013-16	77
9.	DeMarcus Cousins	2010	67
10.	Josh Harrellson	2010-11	64

BLOCKED SHOTS PER GAME

Rk.	Player	Years	Blks.	Avg.
1.	Anthony Davis	2012	186	4.650
2.	Nerlens Noel	2013	106	4.417
3.	Karl-Anthony Towns	2015	88	2.256
4.	Willie Cauley-Stein	2013-15	233	2.219
5.	Terrence Jones	2011-12	137	1.842
6.	DeMarcus Cousins	2010	67	1.763
7.	Skal Labissiere	2016	59	1.639
8.	Daniel Orton	2010	52	1.368
9.	Patrick Patterson	2010	51	1.342
10.	Josh Harrellson	2010-11	64	1.067

min. 30 blocks

STEALS

Rk.	Player	Years	Stls.
1.	Willie Cauley-Stein	2013-15	115
2.	Terrence Jones	2011-12	92
3.	Tyler Ulis	2015-16	88
4.	Darius Miller	2010-12	87
5.	Aaron Harrison	2014-15	86
6.	DeAndre Liggins	2010-11	66
	John Wall	2010	66
8.	Andrew Harrison	2014-15	61
9.	Anthony Davis	2012	54
10.	Eric Bledsoe	2010	52

STEALS AVERAGE

Rk.	Player	Years	Stls.	Avg.
1.	Nerlens Noel	2013	50	2.083
2.	John Wall	2010	66	1.784
3.	Eric Bledsoe	2010	52	1.405
4.	Anthony Davis	2012	54	1.350
5.	Tyler Ulis	2015-16	88	1.222
6.	Terrence Jones	2011-12	92	1.211
7.	Willie Cauley-Stein	2013-15	115	1.095
8.	Archie Goodwin	2013	36	1.091
9.	Aaron Harrison	2014-15	86	1.089
10.	Isaiah Briscoe	2016	35	1.029

min. 30 steals

GAMES PLAYED

Rk.	Player	Years	GP
1.	Darius Miller	2010-12	116
2.	Alex Poythress	2013-16	112
3.	Willie Cauley-Stein	2013-2015	105
4.	Marcus Lee	2014-16	100
5.	Jarrod Polson	2011-14	94
6.	Jon Hood	2010-14	86
7.	Dominique Hawkins	2014-16	83
8.	Aaron Harrison	2014-15	79
	Andrew Harrison	2014-15	79
10.	Dakari Johnson	2014-15	78
	Doron Lamb	2011-12	78

TOP SCORING SINGLE-SEASON DUOS BY POINTS

Pts.	Avg.	Player	Player	Year
1,326	36.833	Jamal Murray	Tyler Ulis	2016
1,252	32.947	Brandon Knight	Terrence Jones	2011
1,191	32.189	DeMarcus Cousins	John Wall	2010
1,172	29.300	Julius Randle	James Young	2014
1,116	27.900	Anthony Davis	Doron Lamb	2012
837	25.364	Archie Goodwin	Alex Poythress	2013
831	21.308	Aaron Harrison	Karl-Anthony Towns	2015

TOP SCORING SINGLE-SEASON FRESHMAN DUOS BY POINTS

Pts.	Avg.	Player	Player	Year
1,252	32.947	Brandon Knight	Terrence Jones	2011
1,191	32.189	DeMarcus Cousins	John Wall	2010
1,172	29.300	Julius Randle	James Young	2014
1,046	29.056	Jamal Murray	Isaiah Briscoe	2016
1,043	26.075	Anthony Davis	Michael Kidd-Gilchrist	2012
837	25.364	Archie Goodwin	Alex Poythress	2013
811	20.795	Karl-Anthony Towns	Devin Booker	2015

TOP SCORING SINGLE-SEASON TRIOS BY POINTS

Pts.	Avg.	Player	Player	Player	Year
1,735	46.892	DeMarcus Cousins	Patrick Patterson	John Wall	2010
1,721	45.289	Brandon Knight	Terrence Jones	Doron Lamb	2011
1,721	43.025	Julius Randle	James Young	Aaron Harrison	2014
1,652	45.889	Jamal Murray	Tyler Ulis	Isaiah Briscoe	2016
1,585	39.625	Anthony Davis	Doron Lamb	Terrence Jones	2012
1,212	31.077	Aaron Harrison	Karl-Anthony Towns	Devin Booker	2015
1,088	32.970	Archie Goodwin	Alex Poythress	Nerlens Noel	2013

TOP SCORING SINGLE-SEASON FRESHMAN CLASS

Pts.	PPG	Year	Players
2,459	61.475	2014	Randle (599), Young (573), Aa. Harrison (549), An. Harrison (434), Johnson (202), Lee (59), Hawkins (25), Willis (16), Floreal (2)
1,759	47.541	2010	Wall (616), Cousins (575), Bledsoe (419), Orton (129), Hood (20)
1,731	45.553	2011	Knight (657), Jones (595), Lamb (469), Polson (6), Poole (4)
1,651	41.275	2012	Davis (567), Kidd-Gilchrist (476), Teague (401), Wiltjer (199),

1,389	38.583	2016	Malone (6), Long (2) Murray (720), Briscoe (326), Labissiere (237), Matthews (61), Humphries (43), David (2)
1,330	40.303	2013	Goodwin (466), Poythress (371), Noel (251), Cauley-Stein (242)
1,304	33.436	2015	Towns (401), Booker (381), Lyles (313), Ulis (209)

TOP SCORING SINGLE-SEASON SOPHOMORE CLASS

Pts.	PPG	Year	Players
1,199	30.744	2015	Aa. Harrison (430), An. Harrison (364), Johnson (248), Lee (102), Hawkins (29), Willis (25), Floreal (1)
1,019	25.475	2012	Lamb (549), Jones (469), Polson (1)
623	18.879	2013	Wiltjer (336), Harrow (287)
606	17.314	2016	Ulis (606)
564	15.243	2010	Miller (246), Dodson (209), Liggins (109)
486	12.150	2014	Cauley-Stein (252), Poythress (234)
26	0.684	2011	Hood (26)

TOP SCORING SINGLE-SEASON JUNIOR CLASS

Pts.	PPG	Year	Players
799	21.023	2011	Miller (414), Liggins (328), Vargas (57)
572	15.459	2010	Patterson (544), Harrellson (28)
549	15.250	2016	Willis (247), Lee (229), Hawkins (61), Mulder (12)
393	10.077	2015	Cauley-Stein (349), Poythress (44)
135	4.091	2013	Polson (101), Hood (34)

TOP SCORING SINGLE-SEASON SENIOR CLASS

Pts.	PPG	Year	Players
425	10.625	2012	Miller (397), Vargas (28)
317	10.226	2016	Poythress (317)
308	9.333	2013	Mays (306), Beckham (2)
289	7.605	2011	Harrellson (289)
117	3.162	2010	Harris (67), Stevenson (44), Krebs (6)
47	1.175	2014	Polson (32), Hood (15)
4	0.103	2015	Lanter (3), Malone (1)

CALIPARI ERA TEAM GAME SCORING RECORDS

MOST POINTS

Pts.(Score)	Opp.	Date
110 (110-75)	AUBURN	2-21-15
108 (108-58)	MARIST	11-11-11
105 (105-76)	UT ARLINGTON	11-19-13
104 (104-75)	LIU BROOKLYN	11-23-12
104 (104-61)	HARTFORD	12-29-09
102 (102-90)	vs. Indiana	3-23-12
102 (102-92)	SAM HOUSTON ST.	11-19-09
101 (101-49)	LAFAYETTE	11-16-12
101 (101-70)	ARKANSAS	1-23-10
100 (100-71)	vs. East Tennessee St.	3-18-10

MOST POINTS IN A LOSS

Pts.(Score)	Opp.	Date
85 (85-87)	at Arkansas	1-14-14
84 (90-84)	at Kansas	1-30-16
82 (82-87)	at LSU	1-28-14
77 (79-77)	at Texas A&M	2-20-16
77 (87-77)	at UCLA	12-3-15
77 (77-82)	at North Carolina	12-14-13
77 (77-80)	at Louisville	12-19-12
76 (76-77)	at Arkansas	2-23-11
74 (74-78)	vs. Michigan State	11-12-13
73 (73-75)	at North Carolina	12-4-10

MOST POINTS IN A WIN OVER AP RANKED TEAM

Pts.(Score)	Opp.	Date
102 (102-90)	vs. Indiana	3-23-12
87 (87-74)	at Ole Miss	1-29-13
85 (85-75)	OLE MISS	2-2-10
85 (85-72)	VANDERBILT	1-30-10
84 (84-67)	ARKANSAS	2-28-15
84 (84-70)	NORTH CAROLINA	12-13-14
82 (82-77)	vs. Texas A&M	3-13-16
82 (82-70)	vs. Baylor	3-25-12
78 (78-39)	vs. West Virginia	3-26-15
78 (78-63)	vs. Arkansas	3-15-15
78 (78-76)	vs. Wichita State	3-23-14
78 (78-58)	FLORIDA	2-7-12
78 (78-63)	at Louisville	12-31-10

MOST PTS. AT NEUTRAL SITE

Pts.(Score)	Opp.	Date
102 (102-90)	vs. Indiana	3-23-12
100 (100-71)	vs. East Tennessee St.	3-18-10
94 (94-57)	vs. UNC Asheville	11-30-09
93 (93-80)	vs. Georgia	3-12-16
91 (91-67)	vs. Auburn	3-14-15
90 (90-60)	vs. Wake Forest	3-20-10
87 (87-71)	vs. Iowa State	3-17-12
85 (85-57)	vs. Stony Brook	3-17-16
85 (85-59)	vs. Alabama	3-11-16
85 (85-67)	vs. LSU	3-14-14
85 (85-47)	vs. Penn State	11-19-11

MOST PTS. IN NCAA TOURNEY

Pts.(Score)	Opp.	Date
102 (102-90)	vs. Indiana	3-23-12
100 (100-71)	vs. East Tennessee St.	3-18-10
90 (90-60)	vs. Wake Forest	3-20-10
87 (87-71)	vs. Iowa State	3-17-12
85 (85-57)	vs. Stony Brook	3-17-16
82 (82-70)	vs. Baylor	3-25-12
81 (81-66)	vs. Western Kentucky	3-15-12
79 (79-56)	vs. Hampton	3-19-15
78 (78-39)	vs. West Virginia	3-26-15
78 (78-76)	vs. Wichita St.	3-23-14

MOST PTS. IN SEC TOURNEY

Pts.(Score)	Opp.	Date
93 (93-80)	vs. Georgia	3-12-16
91 (91-67)	vs. Auburn	3-14-15
85 (85-59)	vs. Alabama	3-11-16
85 (85-67)	vs. LSU	3-14-14
82 (82-77)	vs. Texas A&M	3-13-16
78 (78-63)	vs. Arkansas	3-15-15
75 (75-66)	vs. Ole Miss	3-11-11
75 (75-74)	vs. Miss. State	3-14-10
74 (74-71)	vs. Florida	3-10-12
74 (74-45)	vs. Tennessee	3-13-10

MOST PTS. IN RUPP ARENA WIN

Pts.(Score)	Opp.	Date
110 (110-75)	AUBURN	2-21-15
108 (108-58)	MARIST	11-11-11

105 (105-76)	UT ARLINGTON	11-19-13
104 (104-75)	LIU BROOKLYN	11-23-12
104 (104-61)	HARTFORD	12-29-09
102 (102-92)	SAM HOUSTON ST.	11-19-09
101 (101-49)	LAFAYETTE	11-16-12
101 (101-70)	ARKANSAS	1-23-10
94 (94-77)	LSU	3-5-16
93 (93-80)	BELMONT	12-21-13
93 (93-63)	NORTHERN KENT.	11-10-13

MOST PTS. IN ROAD GAME WIN

Pts.(Score)	Opp.	Date
90 (90-73)	at Indiana	12-12-09
89 (89-62)	at South Carolina	2-13-16
89 (89-77)	at Florida	1-12-10
88 (88-79)	at Florida	3-1-16
87 (87-74)	at Ole Miss	1-29-13
86 (86-52)	at South Carolina	2-4-12
84 (84-70)	at Ole Miss	2-18-14
84 (84-79)	at Missouri	2-1-14
81 (81-75)	at Mississippi State	2-16-10
81 (81-55)	at LSU	2-6-10

MOST POINTS IN A HALF

Pts.	Opp.	Date
63 ²	UT ARLINGTON	11-19-13
63 ²	MARIST	11-11-11
58 ²	AUBURN	2-21-15
57 ¹	ARKANSAS	1-23-10
57 ¹	HARTFORD	12-29-09
56 ¹	DREXEL	12-21-09
55 ¹	UT ARLINGTON	11-25-14
55 ¹	LIU-BROOKLYN	11-23-12
54 ¹	vs. East Tennessee St.	3-18-10
53 ²	LSU	3-5-16
53 ²	PENN	1-3-11
53 ¹	SAM HOUSTON ST.	11-19-09

FEWEST POINTS

Pts.(Score)	Opp.	Date
48 (48-64)	vs. Vanderbilt	3-15-13
50 (50-64)	at Notre Dame	11-29-12
52 (52-69)	at Florida	2-12-13
54 (54-60)	vs. UConn	4-7-14
55 (55-48)	ALABAMA	3-4-14
55 (55-59)	at Alabama	1-22-13
55 (55-64)	BAYLOR	12-1-12
55 (55-56)	vs. UConn	4-2-11
56 (56-49)	vs. Kansas State	3-21-14
56 (56-46)	COLUMBIA	12-10-14

FEWEST POINTS IN A WIN

Pts.(Score)	Opp.	Date
55 (55-48)	ALABAMA	3-4-14
56 (56-49)	vs. Kansas State	3-21-14
56 (56-46)	COLUMBIA	12-10-14
57 (57-44)	at Georgia	1-24-12
58 (58-50)	at Louisville	12-27-14
58 (58-38)	PROVIDENCE	11-30-14
58 (58-43)	at South Carolina	1-24-14
58 (58-56)	at Vanderbilt	2-20-10
59 (59-57)	vs. Princeton	3-1-11
60 (60-58)	at Vanderbilt	1-10-13
60 (60-51)	vs. LSU	3-9-12

FEWEST PTS. AT NEUTRAL SITE

Pts.(Score)	Opp.	Date
48 (48-64)	vs. Vanderbilt	3-15-13
54 (54-60)	vs. UConn	4-7-14
55 (55-56)	vs. UConn	4-2-11
56 (56-49)	vs. Kansas State	3-21-14
59 (59-57)	vs. Princeton	3-17-11
60 (60-61)	vs. Florida	3-16-14
60 (60-51)	vs. LSU	3-9-12
62 (62-67)	vs. Baylor	12-6-13
62 (62-60)	vs. Ohio State	3-25-11

62 (62-45)	vs. Cornell	3-25-10
62 (62-52)	vs. Old Dominion	11-20-11

FEWEST POINTS IN NCAA

Pts.(Score)	Opp.	Date
54 (54-60)	vs. UConn	4-7-14
55 (55-56)	vs. UConn	4-2-11
56 (56-49)	vs. Kansas State	3-21-14
59 (59-57)	vs. Princeton	3-17-11
62 (62-60)	vs. Ohio State	3-25-11
62 (62-45)	vs. Cornell	3-25-10
64 (64-71)	vs. Wisconsin	4-4-15
64 (64-51)	vs. Cincinnati	3-21-15
66 (66-73)	vs. West Virginia	3-27-10
67 (67-73)	vs. Indiana	3-19-16
67 (67-59)	vs. Kansas	4-2-12

FEWEST PTS. IN SEC TOURNEY

Pts.(Score)	Opp.	Date
48 (48-64)	vs. Vanderbilt	3-15-13
60 (60-61)	vs. Florida	3-16-14
60 (60-51)	vs. LSU	3-9-12
64 (64-49)	vs. Florida	3-13-15
64 (64-71)	vs. Vanderbilt	3-11-12
70 (70-58)	vs. Georgia	3-15-14
70 (70-54)	vs. Florida	3-13-11
72 (72-58)	vs. Alabama	3-12-11
74 (74-71)	vs. Florida	3-10-12
74 (74-45)	vs. Tennessee	3-13-10

FEWEST PTS. IN RUPP ARENA

Pts.(Score)	Opp.	Date
55 (55-64)	BAYLOR	12-1-12
56 (56-46)	COLUMBIA	12-10-14
58 (58-38)	PROVIDENCE	11-30-14
61 (61-57)	FLORIDA	3-9-13

FEWEST PTS. IN ROAD GAME

Pts.(Score)	Opp.	Date
50 (50-64)	at Notre Dame	11-29-12
52 (52-69)	at Florida	2-12-13
55 (55-48)	at Alabama	3-4-14
55 (55-59)	at Alabama	1-22-13
57 (57-59)	at Robert Morris	3-19-13
57 (57-44)	at Georgia	1-24-12
58 (58-50)	at Louisville	12-27-14
58 (58-43)	at South Carolina	1-24-14
58 (58-88)	at Tennessee	2-16-13
58 (58-56)	at Vanderbilt	2-20-10

FEWEST POINTS IN A HALF

Pts.	Opp.	Date
19 ²	at Georgia	1-24-12
21 ¹	vs. UConn	4-2-11
22 ¹	at Louisville	12-27-14
22 ²	at Alabama	1-22-13
22 ¹	at Tennessee	3-6-11
23 ¹	COLUMBIA	12-10-14
23 ²	vs. UConn	4-7-14
23 ¹	vs. Vanderbilt	3-15-13
23 ²	vs. Maryland	11-9-12
23 ¹	vs. UConn	12-9-09

¹ - First Half; ² - Second Half



Jamal Murray scored a UK single-season-high 720 points in the John Calipari era in 2015-16.

CALIPARI ERA TEAM GAME RECORDS

MOST FIELD GOALS

FGs.	Opp.	Date
46	MARIST	11-11-11
44	AUBURN	2-21-15
42	LIU-BROOKLYN	11-23-12
41	HARTFORD	12-29-09
40	LAFAYETTE	11-16-12
38	LSU	3-5-16
38	vs. Wake Forest	3-20-10
37	ARKANSAS	1-23-10
36	at Florida	1-12-10
36	vs. UNC Asheville	11-30-09
36	SAM HOUSTON STATE	11-19-09

FEWEST FIELD GOALS

FGs.	Opp.	Date
14	at South Carolina	3-1-14
16	ALABAMA	3-4-14
17	LOUISVILLE	12-31-11
17	at Auburn	2-12-14
18	vs. LSU	3-9-12
18	vs. Vanderbilt	3-15-13
18	vs. Florida	3-16-14
18	vs. UConn	4-7-14
18	at Texas A&M	1-10-15
18	at South Carolina	1-24-15

MOST FIELD-GOAL ATTEMPTS

FGs.	Opp.	Date
77	ARKANSAS	1-23-10
76	ARKANSAS	2-27-14
75	MARIST	11-11-11
73	at LSU	1-28-14
72	LSU	3-5-16
72	at Auburn	1-16-16
71	BAYLOR	12-1-12
71	at Arkansas	2-23-11
71	at Georgia	1-8-11
70	GRAND CANYON	11-14-14
70	LSU	1-15-11
70	at Florida	1-12-10

FEWEST FIELD-GOAL ATTEMPTS

FGs.	Opp.	Date
39	at South Carolina	1-24-15
40	at Robert Morris	3-19-13
41	ALABAMA	1-31-15
41	TENNESSEE	1-31-12
42	FLORIDA	2-15-14
42	vs. Providence	12-1-13
42	vs. LSU	3-9-12
42	vs. Cleveland State	11-24-09
43	at Arkansas	3-2-13
43	at Auburn	1-16-10

MOST FREE THROWS

Fts.	Opp.	Date
35	vs. Indiana	3-23-12
33	at South Carolina	3-1-14
32	LOUISVILLE	12-31-11
31	MOREHEAD STATE	11-21-12
31	INDIANA	12-11-10
30	vs. Auburn	3-14-15
30	UNC ASHEVILLE	11-8-13
30	vs. Baylor	3-25-12
29	ILLINOIS STATE	11-30-15
29	at North Carolina	12-14-13

FEWEST FREE THROWS

Fts.	Opp.	Date
4	vs. UConn	4-2-11
4	VANDERBILT	1-23-16
6	vs. Michigan	3-30-14
6	at Florida	2-12-13
6	at Alabama	1-22-13
6	vs. Princeton	3-17-11

7	at LSU	2-10-15
7	vs. UCLA	12-20-14
7	at Florida	3-4-12
7	at Georgia	1-24-12
7	vs. Wake Forest	3-20-10

MOST FREE-THROW ATTEMPTS

Fts.	Opp.	Date
48	UNC ASHEVILLE	11-8-13
46	ILLINOIS STATE	11-30-15
44	vs. Baylor	3-25-12
44	INDIANA	12-11-10
43	at North Carolina	12-14-13
43	LOUISVILLE	12-31-11
42	at South Carolina	3-1-14
41	vs. LSU	3-14-14
41	MOREHEAD STATE	11-21-12

FEWEST FREE-THROW ATTEMPTS

Fts.	Opp.	Date
6	VANDERBILT	1-23-16
10	vs. Wisconsin	4-4-15
11	at LSU	2-10-15
11	vs. Michigan	3-30-14
11	MISSISSIPPI STATE	2-27-13
11	at Florida	2-12-13
11	at Alabama	1-22-13
11	at Florida	3-4-12
11	GEORGIA	3-1-12
11	FLORIDA	2-7-12
11	vs. Princeton	3-17-11

MOST 3-POINTERS

3s.	Opp.	Date
15	GEORGIA	3-1-12
15	vs. East Tennessee State	3-18-10
14	HARTFORD	12-29-09
13	vs. Alabama	3-11-16
13	EAST TENNESSEE STATE	11-12-10
12	FLORIDA	2-6-16
12	vs. UCLA	12-20-14
12	CHATTANOOGA	12-17-11
12	vs. North Carolina	3-27-11
12	WINTHROP	12-22-10
12	VANDERBILT	1-30-10

FEWEST 3-POINTERS

3s.	Opp.	Date
1	vs. Alabama	3/12/10
1	Tennessee	1/31/12
1	vs. LSU	3/9/12
1	LSU	2/22/14
1	Texas	12/5/14

MOST 3-POINT ATTEMPTS

3s.	Opp.	Date
33	CHATTANOOGA	12-17-11
33	vs. East Tennessee State	3-18-10
33	ARKANSAS	1-23-10
32	vs. West Virginia	3-27-10
28	at Texas A&M	1-10-15
28	ALABAMA	3-4-14
28	vs. Vanderbilt	3-11-12
28	HARTFORD	12-29-09
27	GEORGIA	3-1-12
27	vs. UConn	4-2-11

FEWEST 3-POINT ATTEMPTS

3s.	Opp.	Date
5	vs. Wisconsin	4-4-15
5	vs. Wisconsin	4-5-14
5	at Tennessee	1-14-12
6	FLORIDA	3-7-15
6	Vanderbilt	1-20-15
7	at Missouri	1-29-15

7	PROVIDENCE	11-30-14
7	vs. Louisville	3-31-12
7	at Indiana	12-10-11

MOST REBOUNDS

Rebs.	Opp.	Date
59	ARKANSAS	1-23-10
57	LOUISVILLE	12-31-11
56	ROBERT MORRIS	11-17-13
54	NJIT	11-14-15
53	at Texas A&M	1-10-15
53	MONTANA STATE	11-23-14
53	at Mississippi State	2-16-10
53	at LSU	2-6-10
52	EASTERN MICHIGAN	11-27-13
52	EASTERN MICHIGAN	1-2-13

FEWEST REBOUNDS

Rebs.	Opp.	Date
21	ALABAMA	1-31-15
21	at Tennessee	2-16-13
22	vs. Wisconsin	4-4-15
24	GEORGIA	2-3-15
24	NORTH CAROLINA	12-13-14
24	TENNESSEE	1-18-14
25	vs. Baylor	12-6-13
25	at Robert Morris	3-19-13
26	vs. Princeton	3-17-11
26	MISSISSIPPI STATE	2-15-11

MOST OFFENSIVE REBOUNDS

Rebs.	Opp.	Date
26	ARKANSAS	2-27-14
24	GRAND CANYON	11-14-14
24	vs. West Virginia	3-27-10
22	NJIT	11-14-15
22	at Auburn	2-2-14
22	ARKANSAS	1-23-10
21	COLUMBIA	12-10-14
21	at South Carolina	3-1-14
21	BAYLOR	12-1-12
21	at Indiana	12-12-09

FEWEST OFFENSIVE REBOUNDS

Rebs.	Opp.	Date
3	at South Carolina	1-24-14
5	GEORGIA	2-3-15
5	ALABAMA	1-31-15
5	MISSISSIPPI STATE	2-15-11
5	GEORGIA	1-29-11

MOST DEFENSIVE REBOUNDS

Rebs.	Opp.	Date
39	ROBERT MORRIS	11-17-13
39	EASTERN MICHIGAN	1-2-13
38	vs. Hampton	3-19-15
38	EASTERN KENTUCKY	12-7-14
38	vs. Cleveland State	11-24-09
37	at Texas A&M	1-10-15
37	LOUISVILLE	12-31-11
37	ARKANSAS	1-23-10
36	at Florida	3-1-16
36	RADFORD	11-23-11
36	MARIST	11-11-11

FEWEST DEFENSIVE REBOUNDS

Rebs.	Opp.	Date
9	at Tennessee	2-16-13
13	NORTH CAROLINA	12-13-14
15	vs. Baylor	12-6-13
15	at Alabama	1-18-11
16	vs. Wisconsin	4-4-15
16	ALABAMA	1-31-15
16	TEXAS A&M	1-12-13
16	at Auburn	1-11-12
16	vs. UConn	11-24-10

MOST ASSISTS

Assts.	Opp.	Date
30	HARTFORD	12-29-09
28	LIU-BROOKLYN	11-23-12
28	vs. UNC Asheville	11-30-09
25	AUBURN	2-21-15
25	vs. UCLA	12-20-14
24	BOSTON	11-21-14
24	MARIST	11-11-11
24	vs. East Tennessee State	3-18-10
23	SAMFORD	12-4-12
23	LAFAYETTE	11-16-12

FEWEST ASSISTS

Assts.	Opp.	Date
5	LSU	2-22-14
6	VANDERBILT	3-1-11
7	vs. Wisconsin	4-4-15
7	vs. Florida	3-13-15
7	ARKANSAS	2-27-14
7	at Auburn	2-12-14
7	BOISE STATE	12-10-13
7	vs. Vanderbilt	3-15-13
7	VANDERBILT	2-20-13
7	at Tennessee	1-14-12
7	vs. Washington	11-23-10

MOST TURNOVERS

Tos.	Opp.	Date
24	MOREHEAD STATE	11-13-09
23	SAM HOUSTON STATE	11-19-09
21	LOUISVILLE	12-31-11
21	vs. Old Dominion	11-20-11
21	NORTH CAROLINA	12-5-09
20	EASTERN MICHIGAN	11-27-13
20	ALBANY	11-13-15
20	vs. Cleveland State	11-24-09

FEWEST TURNOVERS

Tos.	Opp.	Date
3	at Georgia	3-3-15
3	at South Carolina	2-4-12
4	ALABAMA	2-23-16
4	COLUMBIA	12-10-14
4	vs. Wisconsin	4-5-14
4	PORTLAND	11-26-11
5	vs. Georgia	3-12-16
5	at Vanderbilt	2-27-16
5	ALABAMA	1-31-15

MOST BLOCKS

Blks.	Opp.	Date
18	ST. JOHN'S	12-1-11
15	vs. Stony Brook	3-17-16
14	at Georgia	3-3-10
13	vs. UCLA	12-20-14
13	at Ole Miss	1-29-13
13	ARKANSAS	1-17-12
13	vs. Kansas	11-15-11
13	MARIST	11-11-11

FEWEST BLOCKS

Blks.	Opp.	Date
1	vs. Alabama	3-11-16
1	at LSU	1-5-16
1	WRIGHT STATE	11-20-15
1	ALABAMA	1-31-15
1	at Missouri	1-29-15
1	vs. Wisconsin	4-5-14
1	at Florida	3-8-14

MOST STEALS

Stls.	Opp.	Date
15	LAFAYETTE	11-16-12
13	OLE MISS	1-2-16
13	vs. UConn	12-9-09

CALIPARI ERA TEAM GAME RECORDS

12	BOSTON	11-24-15
12	NORTH CAROLINA	12-13-14
12	PROVIDENCE	11-30-14
12	LIPSCOMB	12-15-12
12	PORTLAND	11-26-11
12	vs. Cornell	3-25-10
12	GEORGIA	1-9-10
12	vs. UNC Asheville	11-30-09

FEWEST STEALS

Stls.	Opp.	Date
0	vs. Baylor	12-6-13
1	vs. Michigan State	11-12-13
1	at Robert Morris	3-19-13
1	vs. West Virginia	3-19-11
1	FLORIDA	2-26-11

MOST PERSONAL FOULS

Fls.	Opp.	Date
33	at Kansas	1-30-16
31	at Arkansas	1-14-14
31	at North Carolina	12-14-13
29	at South Carolina	3-1-14
28	VANDERBILT	1-30-10
27	at Florida	3-1-16
27	at UCLA	12-3-15
27	vs. West Virginia	3-27-10

FEWEST PERSONAL FOULS

Fls.	Opp.	Date
7	HARTFORD	12-29-09
8	MONTANA STATE	11-23-14
8	LAFAYETTE	11-16-12
8	vs. Florida	3-10-12
8	vs. Princeton	3-17-11
8	WINTHROP	12-22-10
8	DREXEL	12-21-09
8	vs. UNC Asheville	11-30-09

HIGHEST FIELD-GOAL PCT.

Pct.	Opp.	Date
.677	LIU-BROOKLYN	11-23-12
.647	AUBURN	2-21-15
.645	LAFAYETTE	11-16-12
.643	vs. Providence	12-1-13
.614	SOUTH CAROLINA	2-5-13
.613	MARIST	11-11-11
.603	vs. Wake Forest	3-20-10
.603	HARTFORD	12-29-09
.600	SAM HOUSTON STATE	11-19-09
.593	BOSTON	11-30-10

LOWEST FIELD-GOAL PCT.

Pct.	Opp.	Date
.269	at South Carolina	3-1-14
.281	at Texas A&M	1-10-15
.296	BAYLOR	12-1-12
.298	LOUISVILLE	12-31-11
.309	at Auburn	2-12-14
.327	ALABAMA	3-4-14
.339	vs. UConn	4-2-11
.342	ARKANSAS	2-27-14
.343	vs. West Virginia	3-27-10
.346	vs. Vanderbilt	3-15-13

HIGHEST FREE-THROW PCT.

Pct.	Opp.	Date
1.000	FLORIDA	2-7-12
1.000	AUSTIN PEAY	12-19-09
.958	TENNESSEE	1-18-14
.955	at Florida	2-7-15
.946	vs. Indiana	3-23-12
.923	at Mississippi State	2-25-15
.900	vs. Wisconsin	4-4-15
.900	at Ole Miss	2-18-14
.895	DREXEL	12-21-09
.889	at Alabama	1-17-15
.889	TENNESSEE	1-31-12

min 10 attempts

LOWEST FREE-THROW PCT.

Pct.	Opp.	Date
.333	vs. UConn	4-2-11
.391	EAST TENNESSEE ST.	11-12-10
.412	vs. Wake Forest	3-20-10
.435	at Vanderbilt	2-27-16
.471	PROVIDENCE	11-30-14
.478	at Louisville	12-29-12
.500	OLE MISS	1-2-16
.500	BOSTON	11-24-15
.500	vs. Georgia	3-15-14
.500	vs. Vanderbilt	3-15-13
.500	vs. Oklahoma	11-22-10

min 10 attempts

HIGHEST 3-POINT PERCENTAGE

Pct.	Opp.	Date
.700	at Florida	3-1-16
.692	DREXEL	12-21-09
.667	AUSTIN PEAY	12-19-09
.636	vs. Michigan	3-30-14
.625	BOSTON	11-30-10
.600	FLORIDA	2-6-16
.600	FLORIDA	2-7-12
.591	vs. Alabama	3-11-16
.583	vs. Arkansas	3-15-15
.583	at Florida	2-5-11

min 10 attempts

LOWEST 3-POINT PERCENTAGE

Pct.	Opp.	Date
.077	vs. Alabama	3-12-10
.083	TEXAS	12-5-14
.091	at Tennessee	2-27-10
.100	TENNESSEE	1-31-12
.118	COLUMBIA	12-10-14
.125	vs. LSU	3-9-12
.125	vs. West Virginia	3-27-10
.125	vs. Cornell	3-25-10

.143	GEORGIA	1-9-10
.143	LOUISVILLE	1-2-10

min 10 attempts

HIGHEST REBOUND MARGIN

Mg.	Opp.	Date
+31	NJIT	11-14-15
+30	GRAND CANYON	11-14-14
+28	NORTHERN KENT.	11-10-13
+27	vs. Little Rock	1-3-12
+26	LOUISVILLE	12-31-11
+25	EASTERN KENTUCKY	12-9-15
+25	EASTERN MICHIGAN	1-2-13
+25	at Indiana	12-12-09
+24	SOUTH CAROLINA	2-14-15
+23	ROBERT MORRIS	11-17-13
+23	DREXEL	12-21-09

LOWEST REBOUND MARGIN

Mg.	Opp.	Date
-18	at Tennessee	2-16-13
-16	vs. Baylor	12-6-13
-16	vs. Maryland	11-9-12
-15	TENNESSEE	1-18-14
-14	at LSU	1-5-16
-12	vs. Wisconsin	4-4-15
-12	GEORGIA	2-3-15
-12	at South Carolina	1-24-14
-12	vs. Alabama	3-12-10
-11	at Kansas	1-30-16
-11	TEXAS	12-5-14

CALIPARI ERA LARGEST MARGINS

VICTORY MARGINS

Margin (Score)	Opponent	Date
+58 (86-28)	MONTANA STATE	11-13-14
+52 (101-49)	LAFAYETTE	11-16-12
+50 (108-58)	MARIST	11-11-11
+49 (86-37)	MISSOURI	1-13-15
+48 (92-44)	UT ARLINGTON	11-25-14
+48 (88-40)	RADFORD	11-23-11
+44 (88-44)	DREXEL	12-21-09
+43 (104-61)	HARTFORD	12-29-09
+40 (85-45)	GRAND CANYON	11-14-14
+39 (78-39)	vs. West Virginia	3-26-15
+39 (83-44)	vs. UCLA	12-20-14

IN RUPP ARENA

Margin (Score)	Opponent	Date
+58 (86-28)	MONTANA STATE	11-13-14
+52 (101-49)	LAFAYETTE	11-16-12
+50 (108-58)	MARIST	11-11-11
+49 (86-37)	MISSOURI	1-13-15
+48 (92-44)	UT ARLINGTON	11-25-14
+48 (88-40)	RADFORD	11-23-11
+44 (88-44)	DREXEL	12-21-09
+43 (104-61)	HARTFORD	12-29-09
+40 (85-45)	GRAND CANYON	11-14-14
+38 (87-49)	ROBERT MORRIS	11-17-13
+38 (88-50)	LIPSCOMB	12-15-12
+38 (82-44)	LSU	1-15-11

IN SEC PLAY

Margin (Score)	Opponent	Date
+49 (86-37)	MISSOURI	1-13-15
+38 (82-44)	LSU	1-15-11
+35 (110-75)	AUBURN	2-21-15
+34 (82-48)	GEORGIA	2-9-16

+34 (88-54)	MISSOURI	1-27-16
+34 (77-43)	SOUTH CAROLINA	2-14-15
+34 (86-52)	at South Carolina	2-4-12
+31 (90-59)	SOUTH CAROLINA	2-19-11
+31 (101-70)	ARKANSAS	1-23-10
+30 (43-36)	MISSISSIPPI STATE	2-27-13
+30 (79-49)	GEORGIA	3-1-12

ON THE ROAD

Margin (Score)	Opponent	Date
+34 (86-52)	at South Carolina	2-4-12
+31 (79-48)	at Portland	11-19-10
+27 (89-62)	at South Carolina	2-13-16
+26 (81-55)	at LSU	2-6-10
+24 (74-50)	at LSU	1-28-12
+22 (70-48)	at Alabama	1-17-15
+22 (75-53)	at Auburn	1-19-13
+18 (74-56)	at Mississippi State	2-25-15
+18 (66-48)	at Tennessee	2-17-15
+17 (90-73)	at Indiana	12-12-09

NEUTRAL SITE

Margin (Score)	Opponent	Date
+39 (78-39)	vs. West Virginia	3-26-15
+39 (83-44)	vs. UCLA	12-20-14
+38 (85-47)	vs. Penn State	11-19-11
+32 (72-40)	vs. Kansas	11-18-14
+30 (90-60)	vs. Wake Forest	3-20-10
+29 (100-71)	vs. East Tennessee St.	3-18-10
+29 (74-45)	vs. Tennessee	3-13-10
+28 (85-57)	vs. Stony Brook	3-17-16
+26 (85-59)	vs. Alabama	3-11-16
+24 (91-67)	vs. Auburn	3-14-15

ON THE ROAD IN THE SEC

Margin (Score)	Opponent	Date
+34 (86-52)	at South Carolina	2-4-12
+27 (89-62)	at South Carolina	2-13-16
+26 (81-55)	at LSU	2-6-10
+24 (74-50)	at LSU	1-28-12
+22 (70-48)	at Alabama	1-17-15
+22 (75-53)	at Auburn	1-19-13
+18 (74-56)	at Mississippi State	2-25-15
+18 (66-48)	at Tennessee	2-17-15
+16 (77-61)	at Alabama	1-9-16
+16 (69-53)	at Missouri	1-29-15

SEC TOURNAMENT

Margin (Score)	Opponent	Date
+29 (74-45)	vs. Tennessee	3-13-10
+26 (85-59)	vs. Alabama	3-11-16
+24 (91-67)	vs. Auburn	3-14-15
+18 (85-67)	vs. LSU	3-14-14
+16 (70-54)	vs. Florida	3-13-11
+15 (78-63)	vs. Arkansas	3-15-15
+15 (64-49)	vs. Florida	3-13-15
+14 (72-58)	vs. Alabama	3-12-11
+13 (93-80)	vs. Georgia	3-12-16
+12 (70-58)	vs. Georgia	3-15-14

NCAA TOURNAMENT

Margin (Score)	Opponent	Date
+39 (78-39)	vs. West Virginia	3-26-15
+30 (90-60)	vs. Wake Forest	3-20-10
+29 (100-71)	vs. East Tennessee St.	3-18-10
+28 (85-57)	vs. Stony Brook	3-17-16
+23 (79-56)	vs. Hampton	3-19-15
+17 (62-45)	vs. Cornell	3-25-10
+16 (87-71)	vs. Iowa State	3-17-12

+15 (81-66)	vs. Western Ky.	3-15-12
+13 (64-51)	vs. Cincinnati	3-21-15
+12 (82-70)	vs. Baylor	3-25-12
+12 (102-90)	vs. Indiana	3-23-12

KENTUCKY'S 100-POINT GAMES

Points (Score)	Opponent	Date
110 (110-75)	Auburn	2/21/15
108 (108-58)	Marist	11/11/11
105 (105-76)	UT Arlington	11/19/13
104 (104-75)	LIU Brooklyn	11/23/12
104 (104-61)	Hartford	12/29/09
102 (102-90)	Indiana	3/23/12
102 (102-92)	Rider	11/21/09
101 (101-49)	Lafayette	11/16/12
101 (101-70)	Arkansas	1/23/10
100 (100-71)	E. Tennessee St.	3/18/10

YEAR BY YEAR 100-POINT SCORING GAMES

Year	No.
2010	4
2011	0
2012	2
2013	2
2014	1
2015	1
2016	0





CALIPARI ERA TEAM SEASON RECORDS

MOST WINS

Wins	Year
38	2015
38	2012
35	2010
29	2014
29	2011
27	2016
21	2013

FEWEST LOSSES

Losses	Year
1	2015
2	2012
3	2010
9	2016
9	2011
11	2014
12	2013

MOST POINTS

Points	Year
3,095	2012
3,012	2010
2,992	2014
2,900	2015
2,861	2016
2,845	2011
2,396	2013

HIGHEST POINTS PER GAME AVERAGE

Avg.	Year
79.5	2016
79.3	2010
77.4	2012
74.9	2011
74.8	2014
74.4	2015
72.6	2013

FEWEST OPPONENT POINTS

Points	Year
2,118	2015
2,127	2013
2,412	2011
2,423	2012
2,451	2016
2,468	2010
2,665	2014

LOWEST OPPONENT POINTS PER GAME AVG.

Avg.	Year
54.3	2015
60.6	2012
63.5	2011
64.5	2013
64.9	2010
66.6	2014
68.1	2016

HIGHEST SCORING MARGIN

Margin	Year
20.1	2015
16.8	2012
14.4	2010
11.4	2016
11.4	2011
8.2	2014
8.1	2013

MOST FIELD GOALS

FGs	Year
1,096	2012
1,066	2010
1,028	2016
1,006	2015
1,004	2014
1,002	2011
863	2013

MOST FIELD GOALS ATTEMPTED

Atts.	Year
2,248	2012
2,228	2010
2,214	2014
2,183	2011
2,150	2015
2,149	2016
1,815	2013

HIGHEST FIELD-GOAL PERCENTAGE

Pct.	Year
.488	2012
.478	2016
.478	2010
.475	2013
.468	2015
.459	2011
.453	2014

LOWEST OPPONENT FIELD-GOAL PCT.

Pct.	Year
.354	2015
.374	2012
.378	2010
.392	2013
.394	2011
.397	2016
.411	2014

MOST 3-POINTERS

3's	Year
281	2011
244	2016
231	2010
225	2012
203	2015
203	2014
184	2013

MOST 3-POINTERS ATTEMPTED

Atts.	Year
707	2011
697	2010
666	2016
611	2014
595	2012
582	2015
532	2013

HIGHEST 3-POINT FIELD-GOAL PCT.

Pct.	Year
.397	2011
.378	2012
.366	2016
.349	2015
.346	2013
.332	2014
.331	2010

LOWEST OPPONENT 3-POINT FG PCT.

Pct.	Year
.271	2015
.313	2010
.318	2012
.322	2014
.324	2013
.324	2011
.326	2016

MOST FREE THROWS MADE

FTs	Year
781	2014
685	2015
678	2012
649	2010
561	2016
560	2011
486	2013

MOST FREE THROWS ATTEMPTED

Atts.	Year
1,146	2014
971	2010
943	2015
938	2012
813	2016
789	2011
757	2013

HIGHEST FREE-THROW PERCENTAGE

Pct.	Year
.726	2015
.723	2012
.710	2011
.690	2016
.682	2014
.668	2010
.642	2013

MOST REBOUNDS

Rebs.	Year
1,608	2014
1,584	2010
1,556	2012
1,482	2015
1,420	2011
1,396	2016
1,249	2013

HIGHEST REBOUNDS PER GAME AVERAGE

Avg.	Year
41.7	2010
40.2	2014
38.9	2012
38.8	2016
38.0	2015
37.8	2013
37.4	2011

HIGHEST REBOUND MARGIN

Margin	Year
9.4	2014
8.1	2010
6.8	2015
6.7	2012
5.2	2016
4.3	2013

MOST ASSISTS

Assts.	Year
573	2010
553	2015
531	2012
512	2016
482	2011
446	2014
441	2013

HIGHEST ASSISTS PER GAME AVERAGE

Avg.	Year
15.08	2010
14.22	2016
14.18	2015
13.36	2013
13.28	2012
12.68	2011
11.15	2014

MOST STEALS

Stls.	Year
279	2010
253	2015
242	2012
211	2011
206	2016
189	2014
185	2013

HIGHEST STEALS PER GAME AVERAGE

Avg.	Year
7.34	2010
6.49	2015
6.05	2012
5.72	2016
5.61	2013
5.55	2011
4.72	2014

MOST BLOCKS

Blks.	Year
344	2012
273	2010
268	2015
239	2011
236	2014
217	2013
209	2016

HIGHEST BLOCKS PER GAME AVERAGE

Avg.	Year
8.60	2012
7.18	2010
6.87	2015
6.58	2013
6.29	2011
5.90	2014
5.81	2016

FEWEST TURNOVERS

TOs	Year
402	2016
406	2011
408	2015
430	2013
453	2012
481	2014
547	2010

LOWEST TURNOVERS PER GAME AVERAGE

Avg.	Year
10.46	2015
10.68	2011
11.17	2016
11.32	2012
12.03	2014
13.03	2013
14.39	2010

MOST OPPONENT TURNOVERS

TOs	Year
533	2015
531	2010
466	2012
458	2011
447	2016
428	2014
390	2013

FEWEST FOULS

Fls.	Year
566	2013
593	2012
601	2011
641	2010
665	2015
732	2014
737	2016

MOST PLAYERS TO AVG. DOUBLE-FIGURES

Players	Year
5	2012
4	2014
4	2013
4	2011
4	2010
3	2015
3	2016

MOST PLAYERS TO START (5+ GAMES)

Players	Year
7	2013
7	2015
7	2016
6	2014
6	2012
6	2011
6	2010



RESULTS



YEAR-BY-YEAR RESULTS

YEAR	W	L	T	PCT.	RANK	H	A	N	SEC				SEC TOURNAMENT			NCAA/NIT TOURNAMENT			COACH				
									W	L	PCT.	FINISH	W	L	FINISH	W	L	FINISH					
1903	1	2		.333		1-2																	
1904	1	4		.250		1-1	0-3													Andrus			
1905	1	4		.250		1-3	0-1																
1906	5	9		.357		2-3	3-6													Wendt			
1907	3	6		.333		3-2														Kirby			
1908	5	6		.455		4-1	1-5													Chambers			
1909	5	4		.556		4-1	1-3													Chambers			
1910	4	8		.333		3-2	1-6													Spahr/Sweetland			
1911	5	6		.455		3-2	2-4													Iddings			
1912	9	0		1.000		7-0	2-0													Sweetland			
1913	5	3		.625		5-3														Tigert			
1914	12	2		.857		9-0	3-2													Brumage			
1915	7	5		.583		6-1	1-4													Brumage			
1916	8	6		.571		4-6	4-0													Park			
1917	4	6		.400		3-2	1-4													Tuttle			
1918	9	2	1	.792		5-0	4-1-1	0-1												Boles			
1919	6	8		.429		3-4	3-4													Gill			
1920	5	7		.417		3-2	2-5													Buchheit			
1921	13	1		.929		7-0	2-1	4-0					4	0	&-SIAA Champions					Buchheit			
1922	10	6		.625		5-1	4-4	1-1		3	1	.750	5th		1	1	&-Quarterfinals			Buchheit			
1923	3	10		.231		2-7	1-3			0	5	.000	18th							Buchheit			
1924	13	3		.813		10-1	3-2	0-1		6	2	.750	5th		0	1	&-1st Round			Buchheit			
1925	13	8		.619		8-2	4-5	1-1		6	2	.750	3rd		1	1	%-Quarterfinals			Applegran			
1926	15	3		.833		9-1	4-1	2-1		8	0	1.000	1st		2	1	%-Semifinals			Eklund			
1927	3	13		.188		2-7	1-6			1	6	.143	18th							Hayden			
1928	12	6		.667		6-2	4-3	2-1		8	1	.889	5th		2	1	%-Semifinals			Mauer			
1929	12	5		.706		7-2	3-2	2-1		7	4	.636	6th		1	1	%-Quarterfinals			Mauer			
1930	16	3		.842		12-1	2-1	2-1		9	1	.900	t2nd		2	1	%-Semifinals			Mauer			
1931	15	3		.833		9-0	3-2	3-1		8	2	.800	4th		3	1	%-Runner-Up			Rupp			
1932	15	2		.882		10-1	4-0	1-1		9	1	.900	t1st		1	1	%-Quarterfinals			Rupp			
1933	21	3		.875		10-1	5-2	6-0		8	0	1.000	1st		4	0	SEC Champions			Rupp			
1934	16	1		.941		10-0	5-0	1-1		11	0	1.000	1st		0	1	Quarterfinals			Rupp			
1935	19	2		.905		13-0	5-2	1-0		11	0	1.000	1st							Rupp			
1936	15	6		.714		11-1	3-4	1-1		6	2	.750	1st		1	1	Semifinals			Rupp			
1937	17	5		.773		9-1	3-3	5-1		5	3	.625	1st		3	0	Champions			Rupp			
1938	13	5		.722		9-0	2-4	2-1		6	0	1.000	2nd		0	1	Quarterfinals			Rupp			
1939	16	4		.800		8-1	5-1	3-2		5	2	.714	1st		3	0	Champions			Rupp			
1940	15	6		.714		8-1	2-4	5-1		4	4	.500	7th		3	0	Champions			Rupp			
1941	17	8		.680		9-1	5-4	3-3		8	1	.889	1st		3	1	Runner-Up			Rupp			
1942	19	6		.760		10-0	4-4	5-2		6	2	.750	3rd		4	0	Champions		1	1	Final Four-3rd	Rupp	
1943	17	6		.739		8-1	5-2	4-3		8	1	.889	1st		3	1	Runner-Up			2	1		Rupp
1944	19	2		.905		8-0	3-1	8-1		0	0	.000	--		3	0	Champions			2	1	3rd (NIT)	Rupp
1945	22	4		.846		9-0	6-2	7-2		4	1	.800	1st		4	0	Champions			1	1	Elite Eight	Rupp
1946	28	2		.933		12-0	7-1	9-1		6	0	1.000	1st		4	0	Champions			3	0	Champions (NIT)	Rupp
1947	34	3		.919		16-0	8-1	10-2		11	0	1.000	1st		4	0	Champions			2	1	Runner-Up (NIT)	Rupp
1948	36	3		.923		11-0	13-2	12-1		9	0	1.000	1st		4	0	Champions			3	0	Final Four-Champions	Rupp
Kentucky also won the 1948 World Championships, claiming the gold medal at the '48 Olympic Games in London.																							
1949	32	2		.941	1st/--	10-0	8-0	14-2		13	0	1.000	1st		4	0	Champions			3	0	Final Four-Champions	Rupp
1950	25	5		.833	3rd/--	10-0	6-4	9-1		11	2	.846	1st		3	0	Champions			0	1	1st Round (NIT)	Rupp
1951	32	2		.941	1st/1st	14-0	8-1	10-1		14	0	1.000	1st		4	0	Champions			4	0	Final Four-Champions	Rupp
1952	29	3		.906	1st/1st	12-0	8-1	9-2		14	0	1.000	1st		4	0	Champions			1	1	Elite Eight	Rupp
1953	<i>Under suspension by NCAA...No official games played</i>																						
1954	25	0		1.000	1st/2nd	16-0	5-0	4-0		14	0	1.000	t1st		Declined NCAA berth							Rupp	
1955	23	3		.885	2nd/2nd	13-1	8-1	2-1		12	2	.857	1st		1	1	Sweet 16						Rupp
1956	20	6		.769	9th/NR	11-2	6-2	3-2		12	2	.857	2nd		1	1	Elite Eight						Rupp
1957	23	5		.821	3rd/3rd	14-2	6-3	3-0		12	2	.857	1st		1	1	Elite Eight						Rupp
1958	23	6		.793	9th/14th	14-1	5-4	4-1		12	2	.857	1st							4	0	Final Four-Champions	Rupp
1959	24	3		.889	2nd/2nd	13-0	7-2	4-1		12	2	.857	t2nd		1	1	Sweet 16						Rupp
1960	18	7		.720	NR/NR	11-3	4-4	3-0		10	4	.714	3rd										Rupp
1961	19	9		.679	NR/18th	12-2	2-5	5-2		10	4	.714	t2nd							1	1	Elite Eight	Rupp
1962	23	3		.885	3rd/3rd	14-2	6-0	3-1		13	1	.929	t1st		1	1	Elite Eight						Rupp
1963	16	9		.640	NR/NR	10-5	4-4	2-0		8	6	.571	5th										Rupp
1964	21	6		.778	4th/3rd	13-1	4-3	4-2		11	3	.786	1st							0	2	Sweet 16	Rupp
1965	15	10		.600	NR/NR	11-3	4-5	0-2		10	6	.625	5th										Rupp
1966	27	2		.931	1st/1st	13-0	10-1	4-1		15	1	.938	1st							3	1	Final Four-Runner-Up	Rupp
1967	13	13		.500	NR/NR	8-7	4-6	1-0		8	10	.444	t5th										Rupp
1968	22	5		.815	4th/4th	14-1	7-3	1-1		15	3	.833	1st		1	1	Elite Eight						Rupp
1969	23	5		.821	7th/7th	12-1	9-2	2-2		16	2	.889	1st		1	1	Sweet 16						Rupp
1970	26	2		.929	1st/1st	15-0	8-1	3-1		17	1	.944	1st		1	1	Elite Eight						Rupp
1971	22	6		.786	10th/--	12-1	10-2	0-3		16	2	.889	1st		0	2	Sweet 16						Rupp
1972	21	7		.750	18th/14th	12-1	7-4	2-2		14	4	.778	t1st		1	1	Elite Eight						Rupp
1973	20	8		.714	17th/15th	11-2	7-4	2-2		14	4	.889	1st		1	1	Elite Eight						Hall

YEAR-BY-YEAR RESULTS

YEAR	W	L	T	PCT.	RANK	H	A	N	SEC			SEC TOURNAMENT			NCAA/NIT TOURNAMENT			COACH	
									W	L	PCT.	FINISH	W	L	FINISH	W	L		FINISH
1974	13	13		.500	NR/NR	9-3	4-7	0-3	9	9	.500	t4th						Hall	
1975	26	5		.839	2nd/4th	12-0	7-4	7-1	15	3	.833	t1st			4	1	Final Four-Runner-Up	Hall	
1976	20	10		.667	NR/NR	11-1	4-7	5-2	11	7	.611	t4th			4	0	Champion (NIT)	Hall	
1977	26	4		.867	6th/5th	12-2	10-1	4-1	16	2	.889	t1st			2	1	Elite Eight	Hall	
1978	30	2		.938	1st/1st	16-0	8-2	6-0	16	2	.889	1st			5	0	Final Four-Champion	Hall	
1979	19	12		.613	NR/NR	11-3	4-7	4-2	10	8	.556	6th	3	1	Runner-Up	0	1	1st Round (NIT)	Hall
1980	29	6		.829	4th/3rd	12-3	9-1	8-2	15	3	.833	1st	2	1	Semifinals	1	1	Sweet 16	Hall
1981	22	6		.786	8th/8th	15-0	7-3	0-3	15	3	.833	2nd	0	1	Quarterfinals	0	1	2nd Round	Hall
1982	22	8		.733	8th/9th	15-1	6-5	1-2	13	5	.722	t1st	2	1	Semifinals	0	1	1st Round	Hall
1983	23	8		.742	12th/12th	14-1	6-5	3-2	13	5	.722	1st	0	1	Quarterfinals	2	1	Elite Eight	Hall
1984	29	5		.853	3rd/3rd	16-0	8-4	5-1	14	4	.778	1st	3	0	Champions	3	1	Final Four	Hall
1985	18	13		.581	NR/NR	11-3	4-8	3-2	11	7	.611	t3rd	0	1	Quarterfinals	2	1	Sweet 16	Hall
1986	32	4		.889	3rd/3rd	18-0	10-3	4-1	17	1	.944	1st	3	0	Champions	3	1	Elite Eight	Sutton
1987	18	11		.621	NR/NR	13-2	5-6	0-3	10	8	.556	t3rd	0	1	Quarterfinals	0	1	1st Round	Sutton
1988	25	5		.833	6th/6th	14-2	6-3	5-0	13	5	.722	1st*	3	0	Champions*				Sutton
1989	13	19		.406	NR/NR	8-5	2-10	3-4	8	10	.444	t6th	0	1	Quarterfinals				Sutton
1990	14	14		.500	NR/NR	13-2	1-10	0-2	10	8	.556	t4th@							Pitino
1991	22	6		.786	9th/--	13-0	7-6	2-0	14	4	.778	2nd SEC/1st East							Pitino
1992	29	7		.806	6th/6th	15-2	5-4	9-1	12	4	.750	2nd SEC/1st East	3	0	Champions	3	1	Elite Eight	Pitino
1993	30	4		.882	6th/3rd	16-0	7-3	7-1	13	3	.813	2nd SEC/2nd East	3	0	Champions	4	1	Final Four	Pitino
1994	27	7		.794	7th/8th	13-1	5-4	9-2	12	4	.750	2nd SEC/1st East	3	0	Champions	1	1	2nd Round	Pitino
1995	28	5		.848	2nd/5th	12-1	7-2	9-2	14	2	.875	1st SEC/1st East	3	0	Champions	3	1	Elite Eight	Pitino
1996	34	2		.944	1st/2nd	13-0	8-0	13-2	16	0	1.000	1st SEC/1st East	2	1	Runner-Up	6	0	Champions	Pitino
1997	35	5		.825	2nd/5th	12-1	7-3	16-1	13	3	.813	2nd SEC/2nd East	3	0	Champions	5	1	Final Four-Runner-Up	Pitino
1998	35	4		.897	5th/1st	9-3	11-0	15-1	14	2	.875	1st SEC/1st East	3	0	Champions	6	0	Champions	Smith
1999	28	9		.757	8th/t5th	12-1	4-5	12-3	11	5	.688	3rd SEC/2nd East	3	0	Champions	3	1	Elite Eight	Smith
2000	23	10		.757	19th/20th	14-0	5-5	4-5	12	4	.750	t1st SEC/t1st East	0	1	Quarterfinals	1	1	2nd Round	Smith
2001	24	10		.706	9th/8th	11-1	7-5	6-4	12	4	.750	t1st SEC/t1st East	3	0	Champions	2	1	Sweet 16	Smith
2002	22	10		.688	16th/13th	12-3	5-4	5-3	10	6	.625	t2nd SEC/t1st East	0	1	Quarterfinals	2	1	Sweet 16	Smith
2003	32	4		.889	1st/4th	12-1	10-1	10-2	16	0	1.000	1st SEC/1st East	3	0	Champions	3	1	Elite Eight	Smith
2004	27	5		.844	2nd/8th	11-2	7-2	9-1	13	3	.813	2nd SEC/1st East	3	0	Champions	1	1	2nd Round	Smith
2005	28	6		.824	7th/5th	14-1	7-3	7-2	14	2	.875	1st SEC/1st East	2	1	Runner-Up	3	1	Elite Eight	Smith
2006	22	13		.629	NR/RV	10-5	6-4	6-4	9	7	.563	6th SEC/3rd East	2	1	Semifinals	1	1	2nd Round	Smith
2007	22	12		.647	RV/RV	14-2	4-6	4-4	9	7	.563	4th SEC/4th East	1	1	Quarterfinals	1	1	2nd Round	Smith
2008	18	13		.581	NR/NR	14-4	4-6	0-3	12	4	.750	3rd SEC/2nd East	0	1	Quarterfinals	0	1	First Round	Gillispie
2009	22	14		.611	NR/NR	13-6	5-7	4-1	8	8	.500	7th SEC/4th East	1	1	Quarterfinals	2	1	Quarterfinals (NIT)	Gillispie
2010	35	3		.921	2nd/5th	18-0	7-2	10-1	14	2	.875	1st SEC/1st East	3	0	Champions	3	1	Elite Eight	Calipari
2011	29	9		.763	11th/3rd	15-0	4-7	10-2	10	6	.625	3rd SEC/2nd East	3	0	Champions	4	1	Final Four	Calipari
2012	38	2		.950	1st/1st	18-0	8-1	12-1	16	0	1.000	1st SEC/1st East	2	1	Runner-Up	6	0	Champions	Calipari
2013	21	12		.636	NR/NR	16-2	4-8	1-2	12	6	.667	2nd SEC	0	1	Quarterfinals	0	1	First Round (NIT)	Calipari
2014	29	11		.725	RV/2nd	16-2	5-5	8-4	12	6	.667	2nd SEC	2	1	Runner-Up	5	1	Final Four-Runner-Up	Calipari
2015	38	1		.974	1st/3rd	19-0	10-0	9-1	18	0	1.000	1st SEC	3	0	Champions	4	1	Final Four	Calipari
2016	27	9		.750	10th/16th	17-0	4-7	6-2	13	5	.722	t1st SEC	3	0	Champions	1	1	2nd Round	Calipari

&- Southern Intercollegiate Athletic Association

%-Southern Conference

*-Vacated due to NCAA sanctions

From 1933-50 the SEC Champion was determined by a tournament, except for 1935.

Rankings - AP/UPI (Coaches Poll)

@-Not eligible for title due to NCAA sanctions



Kentucky advanced to its fourth Final Four in five years under head coach John Calipari in 2015.





ALL-TIME RESULTS

1903 (1-2)

Coach: Unnamed			
Starters: J. White Guyn & R.H. Arnett, G. Joe Coons, C. H.J. Wurtele & Lee Andrews, F			
F.6	GEORGETOWN	6-15	L
F.18	LEXINGTON YMCA	11-10	W
F.20	TRANSYLVANIA	2-42	L
19-67			

1904 (1-4)

Coach: Leander E. Andrus, Mgr.			
Captain: St. John			
Starters: Guyn, Arnett, St. John, Wurtele, Coons			
F.4	at Georgetown	11-26	L
F.12	at Transylvania#	5-12	L
F.13	GEORGETOWN	10-22	L
F.26	at Transylvania	12-14	L
M.4	CINCINNATI	25-21	W
63-95			

Transylvania (formerly known as Kentucky University) game at UK was called off because of failure to agree on a referee. State College (University of Kentucky) team was present and agreed to play. The offer was accepted and KU won 12-5.

1905 (1-4)

Coach:			
Captain: J.M.Coons			
J.13	GEORGETOWN	9-14	L
J.21	CINCINNATI YMCA	22-43	L
J.27	TRANSYLVANIA	30-29	W
F.4	at Transylvania	1-22	L
F.22	TRANSYLVANIA	23-33	L
85-141			

1906 (5-9)

Coach: W.B. Wendt (Mgr.)			
Captain: D.P. Branson			
Starters: Baer, Donan, Barbee, Wilson, Herman			
J.11	LEXINGTON YMCA#		W
J.12	MIAMI, OHIO	10-15	L
J.19	CENTRAL U.	15-14	W
J.20	at Georgetown	9-34	L
J.26	at Central U.	17-15	W
J.27	CINCINNATI YMCA	16-23	L
F.3	Christ Church, Cin.	24-38	L
F.9	GEORGETOWN	22-28	L
F.12	at New Albany YMCA	12-29	L
F.13	at Vernon College	34-14	W
F.14	at Moores Hill	32-11	W
F.15	at Christ Church, Cin.	17-54	L
F.16	at Cincinnati	6-48	L
F.17	at Miami, Ohio	19-29	L
236-348			

W.B. Wendt on J.9, 1969 verified that State College (UK) opened the 1906 season against Kentucky U. (Transylvania) in the YMCA. Athletic committees of the two schools had canceled all games after a fight at a football game in November 1905. Wendt and the Kentucky U. manager agreed to play at the YMCA and list the State College foe as YMCA instead of Kentucky U. State College won but Mr. Wendt didn't remember the score, which he hadn't listed.

1907 (3-6)

Coach: A.M. Kirby (Mgr.)			
Captain: J.M. Wilson			
Starters: Shanklin, Baer, Bryant, Barbee			
J.16	LEXINGTON YMCA	17-25	L
J.19	GEORGETOWN	16-15	W
J.25	CENTRAL U.	22-9	W
F.12	at Central U.	23-25	L OT
F.15	TRANSYLVANIA	16-14	W
F.21	at Georgetown	8-19	L
M.1	at Lexington YMCA	22-41	L
M.7	at Transylvania	5-19	L
M.9	CENTRAL U.	13-15	L
142-182			

1908 (5-6)

Coach: J.S. Chambers (Mgr.)			
Captain: Richard Barbee			
J.10	at Lexington YMCA	19-29	L
J.21	TRANSYLVANIA	20-15	W
J.25	at Central U.	21-32	L
F.4	at Transylvania	20-15	W
F.8	LOUISVILLE COLISEUM	29-28	W
F.10	at Georgetown	22-30	L
F.13	CENTRAL U.	31-20	W
F.15	LEXINGTON YMCA	19-23	L
F.22	at Louisville Coliseum	18-30	L
M.3	GEORGETOWN	18-13	W
M.7	at Central U.	10-29	L
227-264			

1909 (5-4)

Mgr: J.S. Chambers			
Captain: W.C. Fox			
J.9	LEXINGTON HIGH	28-9	W
J.18	at Advent Memorial Club	27-41	L
J.19	at Cincinnati	25-41	L
J.27	CENTRAL U.	24-23	W
F.6	at Central U.	20-35	L
F.8	GEORGETOWN	43-32	W
F.15	at Georgetown	48-19	W
F.18	CINCINNATI	28-23	W
F.26	CENTRAL U.	20-26	L
263-249			

1910 (4-8)

Coach: R.E. Spahr and E.R. Sweetland			
Captain: Bill Rodes			
J.8	at Kentucky Wesleyan	14-12	W OT
J.22	GEORGETOWN	31-11	W
J.24	DePAUW	11-24	L
J.28	at Central	17-87	L
F.4	at Georgetown	16-34	L
F.7	at Cincinnati	17-47	L
F.9	at DePauw	16-28	L
F.10	at Rose Poly Technic	11-52	L
F.16	TENNESSEE	26-5	W
M.5	CENTRAL U.	13-31	L
M.8	GEORGETOWN	24-23	W
M.11	at Central	9-51	L
205-405			

1911 (5-6)

Coach: H.J. Iddings			
Captain: J.H. Gaiser			
J.13	LEXINGTON HIGH	29-36	L
J.20	TRANSYLVANIA	18-23	L
J.27	at Kentucky Wesleyan	19-25	L
F.4	BETHANY	24-11	W
F.9	at Ohio Wesleyan	19-37	L
F.10	at Otterbein	27-41	L
F.11	at Christ Church, Cin.	21-32	L
F.17	at Georgetown	47-22	W
F.23	BUTLER	21-16	W
F.27	at Transylvania	22-19	W
M.3	TRANSYLVANIA	30-24	W
277-286			

1912 (9-0)

Southern Champions			
Coach: E.R. Sweetland			
Captain: W.C. Harrison			
J.5	GEORGETOWN	38-9	W
J.12	at Central U.	32-13	W
J.19	MIAMI, OHIO	31-14	W
J.27	LEXINGTON YMCA	32-20	W
F.1	CENTRAL U.	52-10	W
F.7	TENNESSEE	27-15	W
F.22	VANDERBILT	28-17	W
F.23	VANDERBILT	22-18	W
M.1	at Georgetown	19-18	W
281-134			

LEADING SCORERS

Binkley Barnett (Jr. F)	7.1
D.W. Hart (Jr. F)	5.4
W.C. Harrison (Sr. C)	4.0
Jake Gaiser (Sr. G)	3.9
R.C. Preston (So. G)	2.7
H.L. Farmer (Jr. F)	2.2

1913 (5-3)

Coach: J.J. Tigert			
Captain: B. Barnett			
J.24	LEXINGTON YMCA	25-27	L
F.8	CINCINNATI	20-18	W
F.13	MARIETTA	42-16	W
F.15	LOUISVILLE	34-10	W
F.19	VANDERBILT	17-24	L
F.20	VANDERBILT	42-29	W
F.27	MIAMI, OHIO	24-16	W
M.1	CHRIST CHURCH, CIN.	19-30	L
223-170			

LEADING SCORERS

R.C. Preston (Jr. C)	9.1
Binkley Barnett (Sr. F)	8.4
Ralph Morgan (So. F)	4.0
H.L. Farmer (Sr. F)	3.9
William Tuttle (So. F)	1.0

1914 (12-2)

Coach: Alpha Brumage			
Captain: William Tuttle			
J.10	ASHLAND YMCA	28-15	W
J.17	LOUISVILLE YMCA	30-21	W
J.20	at Ashland YMCA	30-19	W
J.21	at Marshall	46-6	W
J.22	at Virginia	23-39	L
J.24	at VMI	18-32	L
J.31	LOUISVILLE YMHA	59-12	W
F.7	LOUISVILLE	22-17	W
F.11	TENNESSEE	21-14	W
F.12	TENNESSEE	20-18	W
F.21	CINCINNATI	20-18	W
F.23	CHATTANOOGA	40-7	W
F.28	MARIETTA	19-17	W
M.3	at Louisville	26-13	W
402-248			

LEADING SCORERS

R.C. Preston (Sr. F)	6.1
#Tom Zerfoss (Sr. F)	6.0
Karl Zerfoss (So. G)	4.7
William Tuttle (Jr. F)	3.9
Herschel Scott (Jr. G)	3.2

Only played in first six games.

1915 (7-5)

Coach: Alpha Brumage			
Captain: Ralph Morgan			
J.16	MARYVILLE	37-17	W
J.23	LOUISVILLE	18-14	W
J.30	ST. ANDREWS	32-15	W
F.4	at Maryville	23-22	W
F.5	at Tennessee	21-36	L
F.6	at Tennessee	22-27	L
F.12	VANDERBILT	34-39	L
F.13	VANDERBILT	36-24	W
F.17	TENNESSEE	22-13	W
F.18	TENNESSEE	20-18	W
F.26	vs. St. Andrews	25-50	L
F.27	at Louisville	15-26	L
305-301			

LEADING SCORERS

Ralph Morgan (Sr. F)	8.3
Jim Server (Jr. C)	5.3
William Tuttle (Sr. F)	3.8
Karl Zerfoss (Jr. F)	3.7
Herschel Scott (Sr. G)	2.9

1916 (8-6)

Coach: James Park			
Captain: K.P. Zerfoss			
J.14	at Cincinnati	39-24	W
J.18	at Georgetown	29-22	W
J.31	GEORGETOWN	30-22	W
F.4	VANDERBILT	25-39	L
F.5	VANDERBILT	20-23	L
F.12	LOUISVILLE	22-28	L
F.15	at Centre	38-5	W
F.19	CINCINNATI	34-10	W
F.22	at Louisville	32-24	W
F.23	TENNESSEE	17-28	L
F.26	MARYVILLE	36-25	W
F.29	CENTRE	38-14	W
M.3	MARIETTA	22-27	L
M.4	MARIETTA	23-27	L
405-318			

LEADING SCORERS

Derrill Hart (Sr. F)	13.3
Jim Server (Sr. C)	5.7
Robert Ireland (Jr. F)	5.6
Karl Zerfoss (Sr. F)	3.3
George Gumbert (Sr. G)	2.4

1917 (4-6)

Coach: W.P. Tuttle			
Captain: Robert Y. Ireland			
J.17	CENTRE	31-21	W
J.27	at Georgetown	19-22	L
J.30	ROSE POLY TECH	33-12	W
F.9	TENNESSEE	20-23	L
F.10	TENNESSEE	19-22	L
F.16	at Centre	24-28	L
F.21	GEORGETOWN	32-18	W
M.1	at Cumberland	48-20	W
M.2	at Tennessee	26-27	L
M.3	at Tennessee	10-30	L
262-223			

LEADING SCORERS

C.C. Shrader (Sr. F)	7.1
Robert Ireland (Sr. F)	5.4
"Dutch" Longworth (Sr. C-F)	4.4
Pat Campbell (Jr. F)	4.2
William Rodes (Sr. G)	1.3

1918 (9-2-1)

Coach: S.A. Boles			
Captain: Patrick Campbell			
J.9	KENTUCKY WESLEYAN	23-13	W
J.17	at Centre	21-29	L
J.24	GEORGETOWN	22-18	W
F.7	TENNESSEE	33-26	W
F.8	TENNESSEE	40-12	W
F.9	at Kentucky Wesleyan#	21-21	T
F.14	at Georgetown	25-16	W
F.21	CENTRE	22-20	W 3OT
F.28	Cumberland	42-21	W
M.1	at Tennessee	29-18	W
M.2	at Tennessee	32-20	W
State Championship (Louisville, Ky.)			
M.9	Centre	12-24	L
322-238			

Unique tie game resulted from scorer's error which wasn't discovered until after the teams' departures. Contest was rescheduled, but never played for unknown reasons.

LEADING SCORERS

H.C. Thomas (Jr. C-F)	10.8
Arthur Bastin (Jr. G)	4.0
A.P. Shanklin (Sr. F)	3.5
Pat Campbell (Sr. F)	3.2
George Zerfoss (Jr. F)	2.8

1919 (6-8)

Coach: Andrew Gill			
Captain: J.A. Dishman			
J.13	KENTUCKY WESLEYAN	46-5	W
J.18	GEORGETOWN	30-32	L
J.25	at Centre	30-38	L
J.31	at Cincinnati	18-28	L
F.6	at Chattanooga	28-25	W
F.7	at Tennessee	22-40	L
F.8	at Cumberland	22-21	W
F.14	VANDERBILT	26-36	L
F.15	at Georgetown	18-22	L
F.21	CINCINNATI	34-21	W
F.22	at Kentucky Wesleyan	18-13	W
F.24	CENTRE	10-21	L
F.28	TENNESSEE	30-14	W
M.8	MIAMI, OHIO	14-38	L
346-354			

LEADING SCORERS

H.C. Thomas (Sr. F)	7.1
J.C. Everett (Jr. F)	6.6
Bob Lavin (Fr. G)	5.0
Tony Dishman (Sr. G)	3.3
Ed Parker (Sr. F)	3.3



ALL-TIME RESULTS

Southern Conference Tournament (Atlanta)
F.26 Tulane 50-30 W
F.27 North Carolina 42-43 L

LEADING SCORERS

Aggie Sale (Jr. F) 13.6
John DeMoisey (So. C-F) 10.0
Darrell Darby (Jr. F) 8.4
Howard Kreuter (Jr. F) 3.9
Ellis Johnson (Jr. G) 3.6

1932-33 (21-3, 8-0 SEC)

SEC Champions, SEC Tournament Champions

Coach: Adolph Rupp
Captain: Forest Sale

D.9 ALUMNI 52-17 W
D.12 GEORGETOWN 62-21 W
D.17 1 Marshall 57-23 W
D.20 TULANE 53-17 W
D.21 TULANE 42-11 W
D.30 at Chicago 58-26 W
J.2 OHIO STATE 30-46 L
J.6 at Creighton 32-26 W
J.7 at Creighton 22-34 L
J.10 SOUTH CAROLINA 44-36 W
J.14 at Tennessee 42-21 W
J.16 CLEMSON 67-18 W
J.28 TENNESSEE 44-23 W
J.31 at Vanderbilt 40-29 W
F.1 at Clemson 42-32 W
F.2 at South Carolina 38-44 L
F.6 MEXICO 81-22 W
F.11 GEORGIA TECH 45-22 W
F.13 2 Alabama 35-31 W
F.18 VANDERBILT 45-28 W

SEC Tournament (Atlanta)

F.24 3 Ole Miss 49-31 W
F.25 3 Florida 48-24 W
F.27 3 LSU 51-38 W
F.28 3 Mississippi State 46-27 W

1125-647

- 1 Ashland High School Gymnasium (Ashland, Ky.)
2 Birmingham Athletic Club (Birmingham, Ala.)
3 Atlanta Memorial Auditorium (Atlanta)

LEADING SCORERS

Aggie Sale (Sr. C-F) 13.8
John DeMoisey (Jr. C-F) 12.0
Bill Davis (Jr. G) 7.0
Darrell Darby (Sr. F) 4.0
Ellis Johnson (Sr. G) 3.8

1933-34 (16-1, 11-0 SEC)

Coach: Adolph Rupp
Captain: John DeMoisey

D.5 ALUMNI 53-20 W
D.9 GEORGETOWN 41-12 W
D.14 MARSHALL 48-26 W
D.16 CINCINNATI 31-25 W
D.21 * at Tulane 32-22 W
D.22 * at Tulane 42-29 W
J.12 * at Sewanee 55-16 W
J.13 * at Tennessee 44-23 W
J.19 CHATTANOOGA 47-20 W
J.27 * TENNESSEE 53-26 W
F.1 1 Alabama 33-28 W
F.2 * at Vanderbilt 48-26 W
F.8 * ALABAMA 26-21 W
F.10 * GEORGIA TECH 49-25 W
F.15 * SEWanee 60-15 W
F.17 * VANDERBILT 47-27 W

SEC Tournament (Atlanta)

F.24 2 Florida 32-38 L

741-399

- 1 Birmingham Athletic Club (Birmingham, Ala.)
2 Atlanta Memorial Auditorium (Atlanta)

LEADING SCORERS

John "Frenchy" DeMoisey (Sr. C) 12.5
Bill Davis (Sr. G) 8.3
Dave Lawrence (Jr. F) 7.9
Garland Lewis (So. C) 4.9
Jack Tucker (Jr. F) 3.0

1934-35 (19-2, 11-0 SEC)

SEC Co-Champions
Coach: Adolph Rupp
Captain: Dave Lawrence and Jack Tucker

D.10 ALUMNI 55-8 W
D.13 OGLETHORPE 81-12 W
D.21 * at Tulane 38-9 W
D.22 * at Tulane 52-12 W
J.2 CHICAGO 42-16 W
J.5 at New York U. 22-23 L

J.14 CHATTANOOGA 66-19 W
J.18 * TULANE 63-22 W
J.19 * TULANE 55-12 W
J.26 * TENNESSEE 48-21 W
F.1 1* Alabama 33-26 W
F.2 * at Vanderbilt 58-22 W
F.5 at Xavier 40-27 W
F.9 * GEORGIA TECH 57-30 W
F.11 * ALABAMA 25-16 W
F.13 at Michigan State 26-32 L
F.16 * at Tennessee 38-36 W
F.22 CREIGHTON 63-42 W
F.23 CREIGHTON 24-13 W
M.2 * VANDERBILT 53-19 W
M.7 XAVIER 46-29 W

985-446

1 Birmingham Athletic Club (Birmingham, Ala.)

LEADING SCORERS

Leroy Edwards (So. C) 16.3
Dave Lawrence (Jr. F) 9.1
Garland Lewis (Jr. C-F) 5.8
Jack Tucker (Sr. F) 3.7
Warfield Donohue (So. G) 3.5

1935-36 (15-6, 6-2 SEC)

Coach: Adolph Rupp
Captain: Milner Anderson

D.6 GEORGETOWN 42-17 W
D.17 BERA 58-30 W
D.23 PITTSBURGH 35-17 W
J.8 at New York U. 28-41 L
J.14 at Xavier 36-32 W
J.17 * TULANE 49-24 W
J.18 * TULANE 39-21 W
J.21 MICHIGAN STATE 27-19 W
J.25 * TENNESSEE 40-31 W
F.1 * at Vanderbilt 24-33 L
F.3 * at Alabama 32-30 W
F.7 * ALABAMA 40-34 W
F.10 at Notre Dame 20-41 L
F.11 at Butler 39-28 W
F.15 * at Tennessee 28-39 L
F.18 XAVIER 49-40 W
F.21 CREIGHTON 68-38 W
F.22 CREIGHTON 29-31 L
F.24 * VANDERBILT 61-41 W

SEC Tournament (Knoxville, Tenn.)

F.28 1 Mississippi State 41-39 W
F.29 1 at Tennessee 28-39 L

813-587

1 Alumni Memorial Gymnasium (Knoxville, Tenn.)

LEADING SCORERS

Ralph Carlisle (So. F) 11.5
Joe Hagan (So. F) 8.0
Garland Lewis (Sr. C) 7.5
Warfield Donohue (Jr. G) 3.0
J. Rice Walker (So. C-F) 2.4

1936-37 (17-5, 5-3 SEC)

SEC Champions, SEC Tournament Champions

Coach: Warfield Donohue
Captain: Warfield Donohue

D.9 GEORGETOWN 46-21 W
D.12 BERA 70-26 W
D.15 at Xavier 34-28 W
D.21 CENTENARY 37-19 W
J.2 MICHIGAN STATE 28-21 W
J.5 1 Notre Dame 28-41 L
J.8 CREIGHTON 59-36 W
J.14 at Michigan State 23-24 L
J.16 2 Akron 32-22 W
J.23 * TENNESSEE 43-26 W
J.30 * at Vanderbilt 41-26 W
F.1 3* Alabama 38-27 W
F.3 * at Tulane 28-35 L
F.4 * at Tulane 28-25 W
F.8 MEXICO 58-30 W
F.10 * ALABAMA 31-34 L
F.13 * at Tennessee 24-26 L
F.20 * VANDERBILT 51-19 W
F.22 XAVIER 23-15 W

SEC Tournament (Knoxville, Tenn.)

F.26 4 LSU 57-37 W
F.27 4 Georgia Tech 40-30 W
M.1 4 at Tennessee 39-25 W

858-593

- 1 Jefferson County Armory (Louisville, Ky.)
2 Schmidt Fieldhouse (Cincinnati, Ohio)
3 Birmingham Athletic Club (Birmingham, Ala.)
4 Alumni Memorial Gymnasium (Knoxville, Tenn.)

LEADING SCORERS

Ralph Carlisle (Jr. F) 9.9

Joe Hagan (Jr. F) 7.3
Homer Thompson (So. C) 4.9
Walter Hodge (Sr. G) 3.7
Bernie Opper (So. G) 3.5

1937-38 (13-5, 6-0 SEC)

Coach: Adolph Rupp
Captain: J. Rice Walker

D.15 BERA 69-35 W
D.18 CINCINNATI 38-21 W
D.22 CENTENARY 35-25 W
D.29 1 Pittsburgh 40-29 W
J.8 at Michigan State 38-43 L
J.10 at Detroit 26-34 L
J.15 at Notre Dame 37-47 L
J.22 * TENNESSEE 52-27 W
J.29 * at Vanderbilt 42-19 W
J.31 2* Alabama 57-31 W
F.5 at Xavier 32-39 L
F.7 MICHIGAN STATE 44-27 W
F.12 * ALABAMA 28-21 W
F.14 MARQUETTE 35-33 W
F.17 XAVIER 45-29 W
F.21 * VANDERBILT 48-24 W
F.26 * at Tennessee 29-26 W

SEC Tournament (Baton Rouge, La.)

M.3 3 Tulane 36-38 L

F.10 * ALABAMA 46-18 W
F.12 XAVIER 37-29 W
F.13 * MISSISSIPPI STATE 45-37 W
F.17 * at Tennessee 23-27 L
F.19 * at Georgia Tech 39-44 L
F.24 * VANDERBILT 43-38 W

SEC Tournament (Knoxville, Tenn.)

F.29 4 Vanderbilt 44-34 W
M.1 4 at Tennessee 30-29 W
M.2 4 Georgia 51-43 W

892-724

- 1 American Enka Gymnasium (Asheville, N.C.)
2 Sugar Bowl Classic (Municipal Auditorium, New Orleans)
3 Birmingham City Auditorium (Birmingham, Ala.)
4 Alumni Memorial Gymnasium (Knoxville, Tenn.)

LEADING SCORERS

Mickey Rouse (Sr. G) 8.3
Keith Farnsley (Jr. F) 7.2
Marion Cluggish (Sr. C) 7.2
Lee Huber (Jr. G) 5.4
Jim King (So. C) 3.9
Carl Combs (Jr. G) 3.9

1940-41 (17-8, 8-1 SEC)

Coach: Adolph Rupp
Captain: Lee Huber

D.7 ALUMNI 62-25 W
D.12 WEST VIRGINIA 46-34 W
D.13 MARYVILLE 53-14 W
D.18 at Nebraska 39-40 L
D.19 at Creighton 45-54 L
D.20 at Kansas State 28-25 W
D.27 CENTENARY 70-18 W
D.30 1 Indiana 45-48 L
J.4 2 Notre Dame 47-48 L
J.9 at Xavier 48-43 W
J.11 at West Virginia 43-56 L
J.18 * at Tennessee 22-32 L
J.20 * at Georgia Tech 47-37 W
J.25 XAVIER 44-49 L
F.1 * at Vanderbilt 51-50 W
F.3 * at Alabama 38-36 W
F.8 * ALABAMA 46-38 W
F.10 * OLE MISS 60-41 W
F.15 * TENNESSEE 37-28 W
F.17 * GEORGIA TECH 60-41 W
F.24 * VANDERBILT 58-31 W

SEC Tournament (Louisville, Ky.)

F.27 2 Ole Miss 62-52 W
F.28 2 Tulane 59-30 W
M.1 2 Alabama 39-37 W
M.1 2 Tennessee 33-36 L

1182-943

- 1 Sugar Bowl Classic (Municipal Auditorium, New Orleans)
2 Jefferson County Armory (Louisville, Ky.)

LEADING SCORERS

Jim King (Jr. C) 6.0
Lee Huber (Sr. G) 5.9
Keith Farnsley (Sr. F) 5.8
Mel Brewer (So. C) 5.1
Milt Ticco (So. C-F) 4.8

1941-42 (19-6, 6-2 SEC)

NCAA Final Four, SEC Champions, SEC Tournament Champions

Coach: Adolph Rupp
Captain: Carl Staker

D.6 MIAMI, OHIO 35-21 W
D.13 at Ohio State 41-43 L
D.16 NEBRASKA 42-27 W
D.22 SOUTH CAROLINA 64-25 W
D.30 TEXAS A&M 49-29 W
J.2 WASHINGTON & LEE 62-32 W
J.10 at Xavier 40-39 W
J.17 * at Tennessee 40-46 L
J.19 * at Georgia 51-26 W
J.20 * at Georgia Tech 63-53 W
J.24 MEXICO 56-26 W
J.31 * GEORGIA 55-38 W
F.2 * at Alabama 35-41 L
F.7 at Notre Dame 43-46 L
F.9 * ALABAMA 50-34 W
F.14 * TENNESSEE 36-33 W
F.16 * GEORGIA TECH 57-51 W
F.21 XAVIER 44-36 W

SEC Tournament (Louisville, Ky.)

F.26 Florida 42-36 W
F.27 Ole Miss 59-32 W
F.28 Auburn 40-31 W
F.28 Alabama (finals) 36-34 W



ALL-TIME RESULTS

1949-50 (25-5, 11-2 SEC)

SEC Champions, SEC Tournament Champions, Sugar Bowl Champions, Ranked 3rd AP, Coach: Adolph Rupp, Captain: Dale Barnstable. Results include Indiana Central, Western Ontario, Villanova, Bradley (finals), Arkansas, Mississippi State, North Carolina, Tennessee, Georgia Tech, Georgia, DePaul, Notre Dame, Xavier, Georgia, Vanderbilt, Alabama, Ole Miss, Tennessee, Alabama, Ole Miss, Georgia Tech, Xavier, Vanderbilt. SEC Tournament (Louisville, Ky.), NIT (New York).

Jefferson County Armory (Louisville, Ky.), Sugar Bowl Classic (Municipal Auditorium, New Orleans), Little Rock, Ark., Owensboro Sportscenter (Owensboro, Ky.), Ellis Auditorium (Memphis, Tenn.), Madison Square Garden (New York). LEADING SCORERS: Bill Spivey (7-0 So. C) 19.3, Jim Line (6-2 Sr. F) 13.1, Walt Hirsch (6-4 Jr. F) 9.9, Bobby Watson (5-10 So. G) 7.5, Dale Barnstable (6-3 Sr. G) 5.9.

MEMORIAL COLISEUM ERA (1950-1975)

1950-51 (32-2, 14-0 SEC)

National Champions, SEC Champions, Ranked 1st AP, 1st UPI, Coach: Adolph Rupp, Captain: Walt Hirsch. Results include West Texas St., Purdue, Xavier, Florida, Kansas, St. John's, Saint Louis, Syracuse, Auburn, DePaul, Alabama, Notre Dame, Tennessee, Georgia Tech, Vanderbilt, Tulane, LSU, Ole Miss, Georgia Tech, Xavier, Tennessee, DePaul, Georgia, Vanderbilt. SEC Tournament (Louisville, Ky.), NCAA Eastern Regional (Raleigh, N.C.), 1952-53 - NO SCHEDULE. Under suspension by NCAA Intra-Squad Scrimmage Results. Coach: Adolph Rupp, Co-Captains: Cliff Hagan and Frank Ramsey.

NCAA First Round (Raleigh, N.C.), NCAA Eastern Regional (New York), NCAA National Finals (Minneapolis), 2540-1783. 1 Sugar Bowl Classic (Municipal Auditorium, New Orleans), 2 Owensboro Sportscenter (Owensboro, Ky.), 3 Jefferson County Armory (Louisville, Ky.), 4 Reynolds Coliseum (Raleigh, N.C.), 5 Madison Square Garden (New York), 6 Williams Arena (Minneapolis). Exhibition Game: KY ALL-STARS 92-49 W. Puerto Rico Exhibition Tour: San German Ath. 86-38 W, Ponce Lions 83-43 W, San Turce 93-40 W, Univ. of Puerto Rico 91-44 W, U.S. Navy 52-23 W, Puerto Rico 75-46 W. LEADING SCORERS: Bill Spivey (7-0 Jr. C) 19.2, Shelby Linville (6-5 Jr. F) 10.4, Bobby Watson (5-10 Jr. G) 10.4, Frank Ramsey (6-3 So. G) 10.1, Cliff Hagan (6-4 So. C) 9.2, Walt Hirsch (6-3 Sr. F) 9.1.

1951-52 (29-3, 14-0 SEC)

SEC Champions; SEC Tournament Champions; Runner-Up Sugar Bowl; Ranked 1st AP, 1st UPI, Coach: Adolph Rupp, Captain: Robert Watson. Results include Washington & Lee, Xavier, Minnesota, St. John's, DePaul, UCLA, Brigham Young, Saint Louis, Ole Miss, LSU, Xavier, Florida, Tennessee, Georgia Tech, Alabama, Vanderbilt, Auburn, Notre Dame, Tulane, Ole Miss, Georgia Tech, Mississippi State, Tennessee, Vanderbilt, DePaul.

SEC Tournament (Louisville, Ky.), NCAA Eastern Regional (Raleigh, N.C.), 2635-1774. 1 Sugar Bowl Classic (Municipal Auditorium, New Orleans), 2 Owensboro Sportscenter (Owensboro, Ky.), 3 Jefferson County Armory (Louisville, Ky.), 4 Chicago Stadium (Chicago), 5 Reynolds Coliseum (Raleigh, N.C.). LEADING SCORERS: Cliff Hagan (6-4 Jr. C) 21.6, Frank Ramsey (6-3 Jr. G) 15.9, Bobby Watson (5-10 Sr. G) 13.1, Lou Tsiioropoulos (6-5 Jr. F) 7.9, Lucian Whitaker (6-0 Sr. F) 7.8.

1952-53 - NO SCHEDULE

Under suspension by NCAA Intra-Squad Scrimmage Results. Coach: Adolph Rupp, Co-Captains: Cliff Hagan and Frank Ramsey.

D.13 Varsity 76 Freshman 45, J.19 Ramsey's 71 Hagan's 50, F.4 Hagan's 68 Ramsey's 55, F.28 Blues 49 Whites 47, 264 197

1953-54 (25-0, 14-0 SEC)

SEC Champions, UKIT Champions, Ranked 1st AP, 2nd UPI, Declined NCAA Berth, Coach: Adolph Rupp, Co-Captains: Cliff Hagan and Frank Ramsey. Results include Temple, Xavier, Wake Forest, Saint Louis, Duke, LaSalle, Minnesota, Xavier, Georgia Tech, DePaul, Tulane, Tennessee, Vanderbilt, Georgia Tech, Georgia, Georgia, Florida, Ole Miss, Mississippi State, Tennessee, DePaul, Vanderbilt, Auburn, Alabama, LSU.

2187-1508

1 UK Invitation Tournament (Lexington, Ky.), 2 Jefferson County Armory (Louisville, Ky.), 3 Owensboro Sportscenter (Owensboro, Ky.), 4 Garrett Coliseum (Montgomery, Ala.), 5 SEC Playoff (Memorial Gym, Nashville, Tenn.). Kentucky and LSU tied for league title due to a schedule disagreement. Kentucky won but declined NCAA bid. LEADING SCORERS: Cliff Hagan (6-4 Sr. C) 24.0, Frank Ramsey (6-3 Sr. G) 19.6, Lou Tsiioropoulos (6-5 Sr. F) 14.5, Billy Evans (6-1 Jr. F) 8.4, Gayle Rose (6-0 Jr. G) 6.7.

1954-55 (23-3, 12-2 SEC)

SEC Champions, UKIT Champions, Ranked 2nd AP, 2nd UPI, Coach: Adolph Rupp, Captain: Bill Evans. Results include LSU, Xavier, Temple, Utah, LaSalle, Saint Louis, Temple, Georgia Tech, DePaul, Tulane, LSU, Tennessee, Vanderbilt, Georgia Tech, Florida, Ole Miss, Mississippi St., Georgia, Xavier, DePaul, Vanderbilt, Florida, Ole Miss, Georgia St., Auburn, Vanderbilt, Alabama, Tennessee.

1987-1588

1 UK Invitation Tournament (Lexington, Ky.), 2 Ellis Auditorium (Memphis, Tenn.), 3 McGaw Memorial Hall (Evanston, Ill.). LEADING SCORERS: Bob Burrow (6-7 Jr. C) 19.0, Billy Evans (6-1 Jr. F) 13.9.

Phil Grawemeyer (6-7 Jr. F) 13.0, Jerry Bird (6-6 Jr. F) 10.7, Gayle Rose (6-0 Sr. G) 7.4

1955-56 (20-6, 12-2 SEC)

UKIT Runner-Up, Ranked 9th AP, 12th UPI, Coach: Adolph Rupp, Captain: Phil Grawemeyer. Results include LSU, Temple, DePaul, Maryland, Idaho, Minnesota, Dayton, Saint Louis, Georgia Tech, Tulane, LSU, Tennessee, Vanderbilt, Georgia Tech, Duke, Auburn, Florida, Ole Miss, Mississippi State, DePaul, Vanderbilt, Alabama, Tennessee.

2197-1802

1 UK Invitation Tournament (Lexington, Ky.), 2 Garrett Coliseum (Montgomery, Ala.), 3 Jefferson County Armory (Louisville, Ky.), 3 Iowa Fieldhouse (Iowa City, Iowa). LEADING SCORERS: Bob Burrow (6-7 Sr. C) 21.1, Jerry Bird (6-6 Sr. F) 16.2, Vernon Hatton (6-3 So. G) 13.3, Gerry Calvert (5-11 Jr. G) 11.2, Phil Grawemeyer (6-7 Sr. F) 8.4.

1956-57 (23-5, 12-2 SEC)

SEC Champions, UKIT Champions, Sugar Bowl Champions, Ranked 3rd AP, 3rd UPI, Coach: Adolph Rupp, Honorary Co-Captains: Ed Beck and Gerry Calvert. Results include Washington & Lee, Miami, Fla., Temple, Saint Louis, Maryland, SMU, Illinois, Virginia Tech, Houston, Georgia Tech, Loyola, Chicago, LSU, Tulane, Tennessee, Vanderbilt, Georgia Tech, Florida, Ole Miss, Mississippi St., Auburn, Vanderbilt, Florida, Tennessee.

NCAA Midwest Regional (Lexington, Ky.)

M.15 Pittsburgh 3/NR 98-92 W, M.16 Michigan State 3/11 68-80 L. 2357-1953. 1 UK Invitation Tournament (Lexington, Ky.), 2 Sugar Bowl Classic (Loyola Fieldhouse, New Orleans), 3 Ellis Auditorium (Memphis, Tenn.). LEADING SCORERS: Johnny Cox (6-4 So. F) 19.4, Gerry Calvert (5-11 Sr. G) 15.2, Vernon Hatton (6-3 Jr. G) 14.8, John Crigler (6-3 Jr. F) 10.3.



ALL-TIME RESULTS

1965-66 (27-2, 15-1 SEC)

National Runner-Up, SEC Champions, UKIT Champions
Ranked 1st in Polls
Coach: Adolph Rupp
Honorary Captain:

Table with columns: Rank, Team, Opponent, Score, Result. Lists games from 1965-66 season.

NCAA Midwest Regional (Iowa City, Iowa)
M.11 3 Dayton # 1/NR 86-79 W
M.12 3 Michigan 1/9 84-77 W

NCAA Final Four (College Park, Md.)
M.18 4 Duke 1/2 83-79 W
M.19 4 UTEP 1/3 65-72 L

2519-2028

1 UK Invitation Tournament (Lexington, Ky.)
2 Freedom Hall (Louisville, Ky.)
3 Iowa Fieldhouse (Iowa City, Iowa)
4 Cole Field House (College Park, Md.)
Rupp wins his 747th game to pass Phog Allen of Kansas.

LEADING SCORERS
Pat Riley (6-4 Jr. F) 22.0
Louie Dampier (6-0 Jr. G) 21.1
Thad Jaracz (6-5 So. C) 13.2
Larry Conley (6-3 Sr. F) 11.5
Tommy Kron (6-5 Sr. G) 10.2

International Universities Tournament (Tel Aviv, Israel) (Not counted in won-loss record)
Aug.3 Warsaw University 67-58 W
Aug.4 Cambridge University 104-45 W
Aug.6 Salonika University 91-60 W
Aug.10 Istanbul University 82-36 W
Aug.11 Warsaw University 87-57 W

1966-67 (13-13, 8-10 SEC)

UKIT Champions
Coach: Adolph Rupp

Table with columns: Rank, Team, Opponent, Score, Result. Lists games from 1966-67 season.

2151-2012

NCAA Midwest Regional (Madison, Wis.)
M.13 4 Marquette 7/14 74-81 L
M.15 4 Miami, Ohio 7/NR 72-71 W (consolation)

1 UK Invitation Tournament (Lexington, Ky.)
2 Freedom Hall (Louisville, Ky.)
Rupp passes Western Kentucky's E.A. Diddle to become the all-time winningest coach with 760 victories.

LEADING SCORERS
Louie Dampier (6-0 Sr. G) 20.6
Pat Riley (6-4 Sr. F) 17.4
Thad Jaracz (6-5 Jr. C-F) 11.3
Cliff Berger (6-8 Jr. C) 11.3
Phil Argento (6-0 So. G) 5.2

1967-68 (22-5, 15-3 SEC)

SEC Champions, UKIT Champions
Ranked 4th in Polls
Coach: Adolph Rupp
Captain: Thad Jaracz

Table with columns: Rank, Team, Opponent, Score, Result. Lists games from 1967-68 season.

NCAA Midwest Regional (Lexington, Ky.)
M.15 MARQUETTE 5/NR 107-89 W
M.16 OHIO STATE 5/NR 81-82 L

2400-2103

1 Greensboro Coliseum (Greensboro, N.C.)
2 UK Invitation Tournament (Lexington, Ky.)
3 Freedom Hall (Louisville, Ky.)

LEADING SCORERS
Mike Casey (6-4 So. G) 20.1
Dan Issel (6-8 So. C) 16.4
Mike Pratt (6-4 So. F) 14.1
Phil Argento (6-2 Jr. G) 12.3
Thad Jaracz (6-5 Sr. F) 11.3

1968-69 (23-5, 16-2 SEC)

SEC Champions, UKIT Champions
Ranked 7th in Polls
Coach: Adolph Rupp
Captain: Phil Argento

Table with columns: Rank, Team, Opponent, Score, Result. Lists games from 1968-69 season.

NCAA Midwest Regional (Madison, Wis.)
M.13 4 Marquette 7/14 74-81 L
M.15 4 Miami, Ohio 7/NR 72-71 W (consolation)

2542-2199

1 UK Invitation Tournament (Lexington, Ky.)
2 Freedom Hall (Louisville, Ky.)
3 Chicago Stadium (Chicago)
4 Wisconsin Field House (Madison, Wisc.)

LEADING SCORERS
Dan Issel (6-8 Jr. C) 26.6
Mike Casey (6-4 Jr. G) 19.1
Mike Pratt (6-4 Jr. F) 16.9
Phil Argento (6-2 Sr. G) 10.0
Larry Steele (6-5 So. F) 8.6

1969-70 (26-2, 17-1 SEC)

SEC Champions, UKIT Champions
Ranked 1st AP, 1st UPI
Coach: Adolph Rupp
Co-Captains: Dan Issel and Mike Pratt

Table with columns: Rank, Team, Opponent, Score, Result. Lists games from 1969-70 season.

NCAA Midwest Regional (Columbus, Ohio)
M.12 4 Notre Dame 1/9 109-99 W
M.14 4 Jacksonville 1/4 100-106 L

2709-2253

1 Charlotte Coliseum (Charlotte, N.C.)
2 UK Invitation Tournament (Lexington, Ky.)
3 Freedom Hall (Louisville, Ky.)
4 St. John Arena (Columbus, Ohio)

LEADING SCORERS
Dan Issel (6-8 Sr. C) 33.9
Mike Pratt (6-4 Sr. F) 19.3
Tom Parker (6-6 So. F) 10.4
Larry Steele (6-5 Jr. F) 8.8
Terry Mills (6-2 Jr. G) 8.1

1970-71 (22-6, 16-2 SEC)

SEC Champions, UKIT Runner-Up
Ranked 8th AP; 8th UPI
Coach: Adolph Rupp
Honorary Co-Captains: Mike Casey and Larry Steele

Table with columns: Rank, Team, Opponent, Score, Result. Lists games from 1970-71 season.

NCAA Midwest Regional (Athens, Ga.)
M.18 3 Western Kentucky 8/NR 83-107 L
M.20 3 Marquette 8/7 74-91 L (consolation)

2670-2373

1 UK Invitation Tournament (Lexington, Ky.)
2 Freedom Hall (Louisville, Ky.)
3 Stegeman Coliseum (Athens, Ga.)

LEADING SCORERS
Tom Parker (6-7 Jr. F) 17.6
Mike Casey (6-4 Sr. G) 17.0
Tom Payne (7-2 So. C) 16.9
Kent Hollenbeck (6-4 Jr. G) 14.0
Larry Steele (6-5 Sr. F) 13.1

1971-72 (21-7, 14-4 SEC)

SEC Champions, UKIT Champions
Ranked 18th AP, 14th UPI
Coach: Adolph Rupp
Honorary Co-Captains: Stan Key and Tom Parker

Table with columns: Rank, Team, Opponent, Score, Result. Lists games from 1971-72 season.

NCAA Midwest Regional (Dayton, Ohio)
M.16 3 Marquette 18/7 85-69 W
M.18 3 Florida State 18/10 54-73 L

2311-2093

Earned NCAA bid by beating Tennessee twice.
1 Freedom Hall (Louisville, Ky.)
2 UK Invitation Tournament (Lexington, Ky.)
3 University of Dayton Arena (Dayton, Ohio)

LEADING SCORERS
Jim Andrews (6-11 Jr. C) 21.5
Tom Parker (6-7 Sr. F) 18.0
Ronnie Lyons (5-10 So. G) 13.2
Stan Key (6-3 Sr. G) 12.5
Larry Stamper (6-6 Jr. F) 10.3

JOE B. HALL ERA (1973-85)

1972-73 (20-8, 14-4 SEC)

SEC Champions, UKIT Champions
Ranked 17th AP, 15th UPI
Coach: Joe B. Hall
Honorary Captain: Jim Andrews

Table with columns: Rank, Team, Opponent, Score, Result. Lists games from 1972-73 season.

NCAA Midwest Regional (Nashville, Tenn.)
M.15 3 Austin Peay 17/19 106-100 W OT
M.17 3 Indiana 17/6 65-72 L

2341-2098

1 Freedom Hall (Louisville, Ky.)
 2 UK Invitation Tournament (Lexington, Ky.)
 3 Memorial Gymnasium (Nashville, Tenn.)

LEADING SCORERS

Jim Andrews (6-11 Sr. C)	20.1
Kevin Grevey (6-5 So. F)	18.7
Jimmy Dan Conner (6-4 So. G-F)	11.2
Ronnie Lyons (5-10 Jr. G)	9.2
Mike Flynn (6-3 So. G)	9.1

1973-74 (13-13, 9-9 SEC)

UKIT Champions
 Coach: Joe B. Hall
 Captain: Ronnie Lyons

D.1	MIAMI, OHIO	10/NR	81-68	W
D.3	at Kansas	10/13	63-71	L
D.8	1 Indiana	10/3	68-77	L
D.10	2 North Carolina	10/5	84-101	L
D.14	at Iowa	NR/NR	88-80	W
D.21	3 DARTMOUTH	NR/NR	102-77	W
D.22	3 STANFORD	NR/NR	78-77	W
D.29	1 Notre Dame	NR/3	79-94	L
J.5	* at LSU	NR/NR	84-95	L
J.7	* GEORGIA	NR/NR	80-74	W
J.12	* AUBURN	NR/NR	79-58	W
J.14	* at Tennessee	NR/NR	54-67	L
J.19	* OLE MISS	NR/NR	93-64	W
J.21	* at Alabama	NR/10	77-81	L
J.26	* at Florida	NR/NR	91-82	W
J.28	* VANDERBILT	NR/7	65-82	L
F.2	* at Mississippi St.	NR/NR	82-70	W
F.4	* LSU	NR/NR	73-70	W
F.9	* at Georgia	NR/NR	86-72	W
F.11	* at Auburn	NR/NR	97-99	L OT
F.16	* TENNESSEE	NR/NR	61-58	W
F.18	* at Ole Miss	NR/NR	60-61	L
F.23	* ALABAMA	NR/8	71-94	L
F.25	* FLORIDA	NR/NR	65-75	L
M.2	* at Vanderbilt	NR/6	69-71	L
M.4	* MISSISSIPPI STATE	NR/NR	108-69	W

2038-1987

1 Freedom Hall (Louisville, Ky.)
 2 Greensboro Coliseum (Greensboro, N.C.)
 3 UK Invitation Tournament (Lexington, Ky.)

LEADING SCORERS

Kevin Grevey (6-5 Jr. F)	21.9
Bob Guyette (6-9 Jr. C)	12.7
Jimmy Dan Conner (6-4 Jr. F-G)	12.0
Mike Flynn (6-3 Jr. G)	11.5
Ronnie Lyons (5-10 Sr. G)	7.8

1974 Australian Exhibition Tour (Not counted in win-loss record)

May13	Tahitian National Team	116-62	W
May17	Australia	87-97	L
May18	Newcastle	90-78	W
May19	N.S.W. All Stars	123-67	W
May21	Illawarra Hawks	115-57	W
May22	N.S.W. All Stars	106-50	W
May23	A.C.T.	96-69	W
May25	Bulleen Heidelberg	88-83	W
May26	St. Kilda Business House	80-67	W
May27	Nunawading	99-82	W
May28	Melbourne	79-86	L
May30	Gippsland All Stars	127-74	W
May31	Bulleen Heidelberg	72-71	W
Jun1	Laker All Stars	111-83	W
Jun3	South Australian All Stars	109-96	W
Jun4	South Australian All Stars	110-81	W
Jun5	South Australian All Stars	111-84	W
Jun6	Coburg	108-82	W
Jun7	St. Kilda Business House	96-85	W

1974-75 (26-5, 15-3 SEC)

National Runner-Up, SEC Co-Champions, UKIT Champions
 Ranked 2nd AP, 4th UPI
 Coach: Joe B. Hall
 Captain: Jimmy Dan Conner

N.30	NORTHWESTERN	16/NR	97-70	W
D.2	at Miami, Ohio	16/NR	80-73	W
D.7	at Indiana	15/3	74-98	L
D.9	1 North Carolina	15/9	90-78	W
D.20	2 WASHINGTON ST.	20/NR	97-75	W
D.21	2 OKLAHOMA STATE	20/NR	90-65	W
D.23	1 Kansas	20/18	100-63	W
D.28	1 Notre Dame	17/13	113-96	W
J.4	* LSU	9/NR	115-80	W
J.6	* at Georgia	9/NR	96-77	W
J.11	* at Auburn	7/NR	85-90	L
J.13	* TENNESSEE	7/18	88-82	W

J.18	* at Ole Miss	10/NR	85-82	W
J.20	* ALABAMA	10/7	74-69	W
J.25	* FLORIDA	11/NR	87-65	W
J.27	* at Vanderbilt	11/NR	91-90	W
F.1	* MISSISSIPPI STATE	5/NR	112-79	W
F.3	* at LSU	5/NR	77-76	W
F.8	* GEORGIA	5/NR	75-61	W
F.10	* AUBURN	5/NR	119-76	W
F.15	* at Tennessee	4/NR	98-103	L
F.17	* OLE MISS	4/NR	108-89	W
F.22	* at Alabama	7/5	84-79	W
F.24	* at Florida	7/NR	58-66	L
M.1	* VANDERBILT	4/NR	109-84	W
M.8	* at Mississippi St.	6/NR	118-80	W

NCAA First Round (Tuscaloosa, Ala.)

M.15	3 Marquette	6/5	76-54	W
------	-------------	-----	-------	---

NCAA Midwest Regional (Dayton, Ohio)

M.20	4 Central Michigan	5/NR	90-73	W
M.22	4 Indiana	5/3	92-90	W

NCAA Final Four (San Diego)

M.29	5 Syracuse	2/6	95-79	W
M.31	5 UCLA	2/1	85-92	L

2858-2434

1 Freedom Hall (Louisville, Ky.)
 2 UK Invitation Tournament (Lexington, Ky.)
 3 Coleman Coliseum (Tuscaloosa, Ala.)
 4 University of Dayton Arena (Dayton, Ohio)
 5 San Diego Sports Arena (San Diego)

LEADING SCORERS

Kevin Grevey (6-5 Sr. F)	23.6
Jimmy Dan Conner (6-4 Sr. G)	12.4
Rick Robey (6-10 Fr. C)	10.4
Jack Givens (6-4 Fr. F)	9.4
Mike Flynn (6-3 Sr. G)	9.0
Bob Guyette (6-9 Sr. F)	8.6

1975-76 (20-10, 11-7 SEC)

NIT Champions, UKIT Champions
 Coach: Joe B. Hall
 Captain: Jack Givens

D.1	at Northwestern	6/NR	77-89	L
D.8	1 North Carolina	7/4	77-90	L
D.10	MIAMI, OHIO	14/NR	91-69	W
D.13	at Kansas	14/NR	54-48	W
D.15	2 Indiana	14/1	68-77	L OT
D.19	3 GEORGIA TECH	20/NR	66-64	W
D.20	3 OREGON STATE	20/NR	82-74	W
D.30	2 Notre Dame	NR/5	79-77	W
J.3	* at Mississippi St.	NR/NR	73-77	L
J.5	* at Alabama	NR/8	63-76	L
J.10	* TENNESSEE	NR/9	88-90	L OT
J.12	* GEORGIA	NR/NR	92-76	W
J.17	* VANDERBILT	NR/NR	77-76	W
J.24	* at Florida	NR/NR	89-82	W
J.26	* at Auburn	NR/NR	84-91	L OT
J.31	* OLE MISS	NR/NR	89-81	W
F.2	* LSU	NR/NR	85-71	W
F.7	* at Tennessee	NR/58	85-92	L
F.9	* at Georgia	NR/NR	81-86	L
F.14	* at Vanderbilt	NR/NR	65-69	L
F.21	* FLORIDA	NR/NR	96-89	W
F.23	* AUBURN	NR/NR	93-82	W
F.28	* at Ole Miss	NR/NR	94-87	W
M.1	* at LSU	NR/NR	85-70	W
M.6	* ALABAMA	NR/16	90-85	W
M.8	* MISSISSIPPI STATE	NR/NR	94-93	W OT

NIT (New York)

M.13	4 Niagara	NR/NR	67-61	W
M.16	4 Kansas State	NR/NR	81-78	W
M.18	4 Providence	NR/NR	79-78	W
M.21	4 Charlotte	NR/17	71-67	W

2415-2345

1 Charlotte Coliseum (Charlotte, N.C.)
 2 Freedom Hall (Louisville, Ky.)
 3 UK Invitation Tournament (Lexington, Ky.)
 4 Madison Square Garden (New York)

LEADING SCORERS

Jack Givens (6-4 So. F)	20.1
Mike Phillips (6-10 So. C)	15.6
Larry Johnson (6-2 Jr. G)	11.2
James Lee (6-5 So. F)	9.3
Rick Robey (6-10 So. C-F)*	15.6
Reggie Warford (6-1 Sr. G)	6.5

* Played in 12 games.

RUPP ARENA ERA (1976-PRES.)

1976-77 (26-4, 16-2 SEC)

SEC Co-Champions
 Ranked 6th AP, 5th UPI
 Coach: Joe B. Hall
 Captains: Larry Johnson and Merion Haskins

N.27	WISCONSIN	6/NR	72-64	W
------	-----------	------	-------	---

D.2	TCU	5/NR	103-53	W
D.6	at Indiana	5/4	66-51	W
D.11	KANSAS	4/NR	90-63	W
D.13	at South Carolina	4/NR	98-67	W
D.17	1 BOWLING GREEN	3/NR	77-59	W
D.18	1 UTAH	3/NR	68-70	L
D.30	2 Notre Dame	6/2	102-78	W
J.3	* GEORGIA	6/NR	64-59	W OT
J.8	* at Vanderbilt	3/NR	64-62	W
J.12	* TENNESSEE	2/NR	67-71	L OT
J.15	* at Auburn	2/NR	75-68	W
J.17	* at Florida	2/NR	73-71	W
J.22	* LSU	6/NR	87-72	W
J.24	* OLE MISS	6/NR	100-73	W
J.29	* at Alabama	6/3	87-85	W
J.31	* at Mississippi St.	6/NR	92-85	W
F.5	* VANDERBILT	3/NR	113-73	W
F.7	2 Florida State	3/NR	97-57	W
F.12	* AUBURN	3/NR	89-82	W
F.14	* FLORIDA	3/NR	104-78	W
F.19	* at LSU	2/NR	90-76	W
F.21	* at Ole Miss	2/NR	81-69	W
F.26	* ALABAMA	2/8	85-70	W
F.28	* MISSISSIPPI STATE	2/NR	77-64	W
M.5	* at Tennessee	2/11	79-81	L
M.7	* at Georgia	2/NR	72-54	W

NCAA First Round (Philadelphia)

M.12	3 Princeton	6/NR	72-58	W
------	-------------	------	-------	---

NCAA East Regional (College Park, Md.)

M.17	4 VMI	3/20	93-78	W
M.19	4 North Carolina	3/5	72-79	L

2509-2070

1 UK Invitation Tournament (Lexington, Ky.)
 2 Freedom Hall (Louisville, Ky.)
 3 Palstra (Philadelphia)
 4 Cole Field House (College Park, Md.)

LEADING SCORERS

Jack Givens (6-4 Jr. F)	18.9
Rick Robey (6-10 Jr. F)	14.2
Mike Phillips (6-10 Jr. C)	12.2
Larry Johnson (6-3 Sr. G)	10.7
James Lee (6-5 Jr. F)	9.8
Jay Shidler (6-1 Fr. G)	7.8
Truman Claytor (6-1 So. G)	6.6

1977-78 (30-2, 16-2 SEC)

National Champions, SEC Champions, UKIT Champions
 Ranked 1st AP, 1st UPI
 Coach: Joe B. Hall
 Captains: Jack Givens and Rick Robey

N.26	SMU	2/NR	110-86	W
D.5	INDIANA	1/NR	78-64	W
D.10	at Kansas	1/19	73-66	W
D.12	SOUTH CAROLINA	1/NR	84-65	W
D.16	1 PORTLAND STATE	1/NR	114-88	W
D.17	1 ST. JOHN'S	1/NR	102-72	W
D.23	1 IONA	1/NR	104-65	W
D.31	2 Notre Dame	1/4	73-68	W
J.2	* VANDERBILT	1/NR	72-59	W
J.7	* at Florida	1/NR	86-67	W
J.9	* at Auburn	1/NR	101-77	W
J.14	* LSU	1/NR	96-76	W
J.16	* OLE MISS	1/NR	76-56	W
J.21	* at Mississippi St.	1/NR	75-65	W
J.23	* at Alabama	1/NR	62-78	L
J.30	* GEORGIA	1/NR	90-73	W
F.4	* FLORIDA	1/NR	88-61	W
F.6	* AUBURN	1/NR	104-81	W
F.11	* at LSU	1/NR	94-95	L OT
F.13	* at Ole Miss	1/NR	64-52	W
F.15	* TENNESSEE	3/NR	90-77	W
F.18	* MISSISSIPPI STATE	3/NR	58-56	W
F.20	* ALABAMA	3/NR	97-84	W
F.25	* at Tennessee	2/NR	68-57	W
F.27	* at Georgia	2/NR	78-67	W
M.4	UNLV	1/NR	92-70	W
M.6	* at Vanderbilt	1/NR	78-68	W

NCAA First Round (Knoxville, Tenn.)

M.11	3 Florida State	1/13	85-76	W
------	-----------------	------	-------	---

NCAA Midwest Regional (Dayton, Ohio)

M.16	4 Miami, Ohio	1/19	91-69	W
M.18	4 Michigan State	1/4	52-49	W

NCAA Final Four (St. Louis)

M.25	5 Arkansas	1/5	64-59	W
M.27	5 Duke	1/7	94-88	W

2693-2234

1 UK Invitation Tournament (Lexington, Ky.)
 2 Freedom Hall (Louisville, Ky.)
 3 Stokely Center (Knoxville, Tenn.)
 4 University of Dayton Arena (Dayton, Ohio)
 5 Checkerdome (St. Louis)

LEADING SCORERS

Jack Givens (6-4 Sr. F)	18.1
Rick Robey (6-10 Sr. F)	14.4
Kyle Macy (6-3 So. G)	12.5
James Lee (6-5 Sr. F)	11.3
Mike Phillips (6-10 Sr. C)	10.2
Truman Claytor (6-1 Jr. G)	6.9

1978 Japan Exhibition Tour (Not counted in win-loss record)

Jul.13	Japan National (at Tokyo)	104-71	W
Jul.15	Japan National (at Niigata)	102-89	W
Jul.18	Japan National (at Nagoya)	97-59	W
Jul.19	Japan National (at Osaka)	87-82	W
Jul.20	Japan National (at Fukuoka)	88-61	W
Jul.22	Japan National (at Nagasaki)	122-79	W
Jul.24	Japan National (at Tokyo)	125-57	W

705-498

1978-79 (19-12, 10-8 SEC)

Coach: Joe B. Hall
 Captains: Dwane Casey and Truman Claytor

D.2	LASALLE	10/NR	109-77	W
D.4	WEST TEXAS	10/NR	121-67	W
D.9	KANSAS	10/5	67-66	W OT
D.16	at Indiana	6/NR	67-68	L OT
D.22	1 TEXAS A&M	11/17	69-73	L
D.23	1 SYRACUSE	11/8	94-87	W
D.30	2 Notre Dame	13/2	81-76	W
J.3	* at Florida	9/NR	65-76	L
J.6	* LSU	9/7	89-93	L
J.8	* OLE MISS	9/NR	90-64	W
J.13	* at Alabama	17/NR	52-55	L
J.15	* at Mississippi St.	17/NR	61-63	L
J.20	* TENNESSEE	NR/NR	55-66	L
J.22	* GEORGIA	NR/NR	73-64	W
J.25	* at Auburn	NR/NR	86-83	W OT
J.27	* FLORIDA	NR/NR	87-81	W
J.29	* AUBURN	NR/NR	66-59	W
F.3	* at LSU	NR/9	61-70	L
F.5	* at Ole Miss	NR/NR	87-82	W
F.7	* at Vanderbilt	NR/17	58-68	L
F.10	* ALABAMA	NR/16	80-71	W
F.12	* MISSISSIPPI STATE	NR/NR	80-65	W
F.17	* at Tennessee	NR/NR	84-101	L
F.19	* at Georgia	NR/NR	90-74	W
F.23	* VANDERBILT	NR/NR	96-70	W
F.25	* at South Carolina	NR/19	79-74	W

SEC Tournament (Birmingham, Ala)

F.28	3 Ole Miss	NR/NR	82-77	W
M.1	3 Alabama	NR/NR	101-100	W
M.2	3 LSU	NR/8	80-67	W
M.3	3 Tennessee	NR/NR	69-75	L OT

NIT (Lexington, Ky.)

M.7	Clemson	NR/NR	67-68	L OT
-----	---------	-------	-------	------



ALL-TIME RESULTS

Table with columns: Rank, Team, Opponent, Score, Result. Rows include LSU, Auburn, Tennessee, Ole Miss, Alabama, Florida, Vanderbilt, UNLV, Mississippi State, and LSU again.

SEC Tournament (Birmingham, Ala.)
NCAA Second Round (Bowling Green, Ky.)
NCAA Midwest Regional (Lexington, Ky.)

2685-2323
1 Hall of Fame Classic (Springfield, Mass.)
2 Great Alaskan Shootout (Anchorage, Alaska)
3 Omni (Atlanta)
4 UK Invitation Tournament (Lexington, Ky.)
5 Freedom Hall (Louisville, Ky.)
6 Birmingham-Jefferson Civic Center (Birmingham, Ala.)
7 Diddle Arena (Bowling Green, Ky.)

LEADING SCORERS
Kyle Macy (6-3 Sr. G) 15.4
Sam Bowie (7-1 Fr. C) 12.9
Fred Cowan (6-8 Jr. F) 12.5
LaVon Williams (6-7 Sr. F) 7.5
Jay Sidler (6-1 Sr. G) 6.2

1980-81 (22-6, 15-3 SEC)
UKIT Champions
Ranked 8th AP, 8th UPI
Coach: Joe B. Hall
Captain: Chuck Verderber

Table with columns: Rank, Team, Opponent, Score, Result. Rows include East Tennessee St., Ohio State, Indiana, Kansas, Alaska, UAB, Notre Dame, Maine, Georgia, Auburn, Tennessee, Ole Miss, Alabama, LSU, Florida, Vanderbilt, Mississippi St., Georgia, Auburn, Tennessee, Ole Miss, Alabama, LSU.

SEC Tournament (Birmingham, Ala.)
NCAA Second Round (Tuscaloosa, Ala.)

2040-1760
1 UK Invitation Tournament (Lexington, Ky.)
2 Freedom Hall (Louisville, Ky.)
3 Birmingham-Jefferson Civic Center (Birmingham, Ala.)
4 Coleman Coliseum (Tuscaloosa, Ala.)

1981-82 (22-8, 13-5 SEC)
SEC Co-Champions, UKIT Champions
Ranked 8th AP, 9th UPI
Coach: Joe B. Hall
Captain: Chuck Verderber

Table with columns: Rank, Team, Opponent, Score, Result. Rows include North Carolina, Notre Dame, Georgia, Auburn, Tennessee, Ole Miss, Alabama, Florida, Vanderbilt, LSU, Mississippi St., Georgia, Auburn, Tennessee, Ole Miss, Alabama, Florida, Vanderbilt, LSU, Mississippi State.

SEC Tournament (Lexington, Ky.)
NCAA First Round (Nashville, Tenn.)

2199-1993
1 UK Invitation Tournament (Lexington, Ky.)
2 Continental Arena (East Rutherford, N.J.)
3 Freedom Hall (Louisville, Ky.)
4 Memorial Gymnasium (Nashville, Tenn.)

LEADING SCORERS
Derrick Hord (6-6 Jr. F) 16.3
Jim Master (6-5 So. G) 13.4
Melvin Turpin (6-10 So. C) 13.1
Dirk Minniefield (6-3 Jr. G) 11.3
Charles Hurt (6-6 Jr. F) 6.6

1982 Japan Exhibition Tour
(not counted in win-loss record)
Jul1 W. Germany (Kariya) 84-73 W
Jul2 France (Kyotta) 77-65 W
Jul4 W. Germany (Sapporo) 82-72 W
Jul7 Japan (Akita) 86-66 W
Jul10 France (Moebashi) 86-83 W
Jul11 Japan (Tokyo) 106-71 W

Note: the Wildcats also toured Taiwan and Hong Kong during the 1982 trip. The following are results of games played there:
Jul12 China #2 (Taipei) 86-63 W
Jul15 China #1 (Hong Kong) 119-48 W

1982-83 (23-8, 13-5 SEC)
SEC Champions, UKIT Champions
Ranked 12th AP, 12th UPI
Coach: Joe B. Hall
Captain: Charles Hurt

SEC Tournament (Birmingham, Ala.)
NCAA Second Round (Tampa, Fla.)
NCAA Midwest Region (Knoxville, Tenn.)

2186-1937

1 UK Invitation Tournament (Lexington, Ky.)
2 Freedom Hall (Louisville, Ky.)
3 Birmingham-Jefferson Civic Center (Birmingham, Ala.)
4 Sun Dome (Tampa, Fla.)
5 Stokely Center (Knoxville, Tenn.)

LEADING SCORERS
Melvin Turpin (6-11 Jr. C) 15.1
Jim Master (6-5 Jr. G) 12.5
Derrick Hord (6-6 Sr. F) 8.9
Dirk Minniefield (6-3 Sr. G) 8.6
Charles Hurt (6-6 Sr. F) 8.2

1983-84 (29-5, 14-4 SEC)
NCAA Final Four, SEC Champions,
SEC Tournament Champions, UKIT Champions
Ranked 3rd AP, 3rd UPI
Coach: Joe B. Hall
Captain: Dickey Beal

Table with columns: Rank, Team, Opponent, Score, Result. Rows include Louisville, Indiana, Kansas, Wyoming, BYU, Cincinnati, Illinois, Purdue, Ole Miss, Auburn, Alabama, Mississippi State, Vanderbilt, Houston, Georgia, Tennessee, Alabama, LSU.

SEC Tournament (Nashville, Tenn.)
NCAA Second Round (Birmingham, Ala.)
NCAA Midwest Region (Lexington, Ky.)
NCAA Final Four (Seattle)

2318-1975
1 UK Invitation Tournament (Lexington, Ky.)
2 Freedom Hall (Louisville, Ky.)
3 Memorial Gymnasium (Nashville, Tenn.)
4 Birmingham-Jefferson Civic Center (Birmingham, Ala.)
5 Kingdome (Seattle)

LEADING SCORERS
Melvin Turpin (6-11 Sr. C) 15.2
Kenny Walker (6-8 So. F) 12.4
Sam Bowie (7-1 Sr. F) 10.5
Jim Master (6-5 Sr. G) 9.6
Winston Bennett (6-7 Fr. F) 6.5

1984-85 (18-13, 11-7 SEC)
UKIT Champions
Coach: Joe B. Hall
Captains: Winston Bennett and Kenny Walker

Table with columns: Rank, Team, Opponent, Score, Result. Rows include Auburn, Vanderbilt, Ole Miss, Alabama, Mississippi St., Florida, Georgia, Tennessee, and LSU.

SEC Tournament (Birmingham, Ala.)
NCAA First/Second Round (Salt Lake City)
NCAA West Regional (Denver)

2037-1976
1 UK Invitation Tournament (Lexington, Ky.)
2 Freedom Hall (Louisville, Ky.)
3 Birmingham-Jefferson Civic Center (Birmingham, Ala.)
4 Huntsman Center (Salt Lake City)
5 McNichols Arena (Denver)

LEADING SCORERS
Kenny Walker (6-8 Jr. F) 22.9
Ed Davender (6-1 Fr. G) 8.5
Winston Bennett (6-7 So. F) 7.2
Bret Bearup (6-9 Sr. C) 6.3
James Blackmon (6-2 So. G) 5.4
Roger Harden (6-1 Jr. G) 5.3

EDDIE SUTTON ERA (1986-89)
1985-86 (32-4, 17-1 SEC)
SEC Champions, SEC Tournament Champions
Ranked 3rd AP, 3rd UPI
Coach: Eddie Sutton
Captains: Kenny Walker, Roger Harden and Leroy Byrd

Table with columns: Rank, Team, Opponent, Score, Result. Rows include Northwestern St., Chaminda, Hawaii, Cincinnati, Indiana, Kansas, East Carolina, Pepperdine, Louisville, VMI, Vanderbilt, Auburn, Ole Miss, Alabama, Mississippi St., Florida, Georgia, Tennessee, LSU, Auburn, North Carolina St., Vanderbilt, Ole Miss, Alabama, Mississippi St., Florida, Georgia, Tennessee, LSU.

SEC Tournament (Lexington, Ky.)
NCAA First/Second Round (Charlotte, N.C.)
NCAA Southeast Regional (Atlanta)

2666-2210
1 UK Invitation Tournament (Lexington, Ky.)
2 Freedom Hall (Louisville, Ky.)
3 Charlotte Coliseum (Charlotte, N.C.)
4 The Omni (Atlanta)

1986 Japan Tour
(Not counted in Win-Loss Record)
Jun21 *Japan 80-55 W
Jun22 *Finland 87-67 W

ALL-TIME RESULTS

Jun24	Finland (Sendai)	82-65	W
Jun26	Japan (Niigata)	79-73	W
Jun28	Finland (Ohtsu)	80-56	W
Jun29	Czechoslovakia (Sapporo)	74-80	L
Jul2	S. China (Hong Kong)	87-45	W
* Kirin World Tournament (Tokyo)			

1986-87 (18-11, 10-8 SEC)

UKIT Champions
Coach: Eddie Sutton
Captains: James Blackmon, Paul Andrews

N.29	AUSTIN PEAY	11/NR	71-69	W
D.2	TEXAS TECH	13/NR	66-60	W
D.6	at Indiana	13/3	66-71	L
D.13	LAMAR	19/NR	71-56	W
D.19	1 IONA	18/NR	75-59	W
D.20	1 BOSTON UNIV.	18/NR	81-69	W
D.27	at Louisville	18/NR	85-51	W
D.30	2* Georgia	11/NR	65-69	L
J.3	* at Auburn	11/5	63-60	W
J.7	* ALABAMA	9/NR	55-69	L
J.10	* at Tennessee	9/NR	68-75	L
J.12	* at Mississippi St.	9/NR	57-49	W
J.14	* FLORIDA	NR/NR	67-62	W
J.18	* LSU	NR/NR	41-76	L
J.21	* at Vanderbilt	NR/NR	71-65	W
J.25	NAVY	NR/18	80-69	W
J.29	* at Ole Miss	NR/NR	65-76	L
J.31	* MISSISSIPPI STATE	NR/NR	50-36	W
F.4	* AUBURN	NR/20	75-71	W
F.7	* at Alabama	NR/9	70-69	W
F.11	* TENNESSEE	NR/NR	91-84	W OT
F.14	* at Florida	NR/19	56-74	L
F.19	* VANDERBILT	NR/NR	65-54	W
F.21	* at LSU	NR/NR	52-65	L
F.25	* at Georgia	NR/NR	71-79	L
F.28	* OLE MISS	NR/NR	64-63	W
M.1	OKLAHOMA	NR/12	75-74	W

SEC Tournament (Atlanta)
M.6 3 Auburn NR/NR 72-79 L
NCAA First/Second Rounds (Atlanta)
M.13 3 Ohio State NR/NR 77-91 L

1965-1944

- 1 UK Invitation Tournament (Lexington, Ky.)
- 2 Freedom Hall (Louisville, Ky.)
- 3 The Omni (Atlanta)

LEADING SCORERS

Rex Chapman (6-4 Fr. G)	16.0
Ed Davender (6-3 Jr. G)	15.2
Richard Madison (6-7 Jr. F)	9.1
James Blackmon (6-3 Sr. G)	8.4
Robert Lock (6-11 Jr. C)	7.5

1987-88 (25-5, 13-5 SEC)*

UKIT Champions
Ranked 6th AP, 6th UPI
Coach: Eddie Sutton
Captains: Winston Bennett, Ed Davender, Cedric Jenkins, Rob Lock, Richard Madison

N.28	HAWAII	5/NR	86-59	W
D.1	CINCINNATI	2/NR	101-77	W
D.5	1 Indiana	2/5	82-76	W OT
D.12	LOUISVILLE	1/NR	76-75	W
D.18	2 MIAMI, OHIO	1/NR	85-71	W
D.19	2 CHARLOTTE	1/NR	84-81	W
D.28	ALASKA	2/NR	100-58	W
D.31	* VANDERBILT	2/NR	81-74	W
J.2	* at Georgia	2/NR	84-77	W
J.6	* MISSISSIPPI STATE	1/NR	93-52	W
J.9	* AUBURN	1/NR	52-53	L
J.13	* at Alabama	5/NR	63-55	W
J.16	* TENNESSEE	5/NR	83-65	W
J.20	* FLORIDA	4/NR	56-58	L
J.23	* at LSU	4/NR	76-61	W
J.27	* at Vanderbilt	9/NR	66-83	L
J.31	3 Notre Dame	9/NR	78-69	W
F.3	* OLE MISS	10/NR	94-65	W
F.6	* at Mississippi St.	10/NR	83-59	W
F.10	* at Auburn	10/NR	69-62	W
F.13	* ALABAMA	10/NR	82-68	W
F.17	* at Tennessee	9/NR	70-72	L
F.20	* at Florida	9/NR	76-83	L
F.24	* LSU	12/NR	95-69	W
F.28	SYRACUSE	12/10	62-58	W
M.2	* GEORGIA	8/NR	80-72	W
M.5	* at Ole Miss	8/NR	78-71	W

SEC Tournament (Baton Rouge)

M.11	4 Ole Miss	6/NR	82-64	W
M.12	4 LSU	6/NR	86-80	W
M.13	4 Georgia	6/NR	62-57	W

2365-2024

- 1 RCA Dome (Indianapolis, Ind.)
- 2 UK Invitation Tournament (Lexington, Ky.)
- 3 Freedom Hall (Louisville, Ky.)
- 4 Pete Maravich Assembly Center (Baton Rouge, La.)

LEADING SCORERS

Red Chapman (6-4 So. G)	19.0
Ed Davender (6-3 Sr. G)	15.7
Winston Bennett (6-7 Sr. F)	15.3
Rob Lock (6-11 Sr. C)	10.9
Eric Manuel (6-6 Fr. F)	7.1

*As part of sanctions imposed upon the UK basketball program in 1989, the NCAA ordered Kentucky to erase from the record three NCAA tournament games from the 1987-88 season. Kentucky's 99-84 win over Southern, a 90-81 win over Maryland and an 80-74 loss to Villanova have been deleted from the records, thus changing the 1987-88 season record from 27-6 to 25-5.

The presidents of the Southeastern Conference institutions voted to strip Kentucky of the 1987-88 SEC regular season and SEC Tournament championships. Kentucky was not forced to forfeit any of those regular season or tournament games.

1988-89 (13-19, 8-10 SEC)

Coach: Eddie Sutton
Captain: Mike Scott

N.19	1 Duke	NR/1	55-80	L
N.25	2 Iona	NR/NR	56-54	W
N.26	2 Seton Hall	NR/NR	60-63	L
N.28	2 California	NR/NR	89-71	W
D.3	3 Notre Dame	NR/NR	65-81	L
D.7	NORTHWESTERN ST.	NR/NR	82-85	L
D.10	WESTERN CAROLINA	NR/NR	78-60	W
D.16	4 Bowling Green	NR/NR	54-56	L
D.17	4 MARSHALL	NR/NR	91-78	W
D.20	INDIANA	NR/NR	52-75	L
D.27	5 Austin Peay	NR/NR	85-77	W
D.31	at Louisville	NR/14	75-97	L
J.4	* GEORGIA	NR/NR	76-65	W
J.7	* VANDERBILT	NR/NR	70-61	W
J.12	* at Florida	NR/NR	69-56	W
J.14	* LSU	NR/NR	62-64	L
J.18	* at Alabama	NR/NR	64-76	L
J.21	* at Tennessee	NR/17	66-65	W
J.25	* AUBURN	NR/NR	86-76	W
J.28	* at Ole Miss	NR/NR	65-70	L
F.1	* MISSISSIPPI STATE	NR/NR	73-61	W
F.5	* at Georgia	NR/NR	72-84	L
F.8	* at Vanderbilt	NR/NR	51-81	L
F.11	* FLORIDA	NR/NR	53-59	L
F.15	* at LSU	NR/NR	80-99	L
F.18	* ALABAMA	NR/NR	67-71	L
F.20	* at Auburn	NR/NR	75-77	L
F.22	* TENNESSEE	NR/NR	76-71	W
F.26	at Syracuse	NR/6	73-89	L
M.1	* OLE MISS	NR/NR	70-69	W
M.4	* at Mississippi St.	NR/NR	67-68	L

SEC Tournament (Knoxville, Tenn.)

M.10	6 Vanderbilt	NR/NR	63-77	L
------	--------------	-------	-------	---

2220-2316

- 1 Tip-off Classic (Springfield, Mass.)
- 2 Great Alaska Shootout (Anchorage, Alaska)
- 3 RCA Dome (Indianapolis)
- 4 UK Invitation Tournament (Lexington, Ky.)
- 5 Freedom Hall (Louisville, Ky.)
- 6 Thompson-Boling Arena (Knoxville, Tenn.)

LEADING SCORERS

LeRon Ellis (6-10 So. C)	16.0
Chris Mills (6-7 Fr. F)	14.3
Derrick Miller (6-5 Jr. G)	13.9
Reggie Hanson (6-7 So. F)	9.8
Sean Sutton (6-1 So. G)	5.9

RICK PITINO ERA (1990-97)

1989-90 (14-14, 10-8 SEC)
Coach: Rick Pitino
Captain: Derrick Miller

N.28	OHIO	NR/NR	76-73	W
D.2	1 Indiana	NR/14	69-71	L
D.4	* MISSISSIPPI STATE	NR/NR	102-97	W
D.6	TENNESSEE TECH	NR/NR	111-75	W
D.9	at Kansas	NR/2	95-150	L
D.19	FURMAN	NR/NR	104-73	W
D.22	2 PORTLAND	NR/NR	88-71	W
D.23	2 UL LAFAYETTE	NR/NR	113-116	W OT
D.27	3 North Carolina	NR/24	110-121	L
D.30	LOUISVILLE	NR/8	79-86	L

J.3	* at Georgia	NR/NR	91-106	L
J.6	* at Vanderbilt	NR/NR	85-92	L
J.10	* FLORIDA	NR/NR	89-81	W
J.13	* at LSU	NR/14	81-94	L
J.17	* ALABAMA	NR/25	82-65	W
J.20	* TENNESSEE	NR/NR	95-83	W
J.24	* at Auburn	NR/NR	70-74	L
J.27	* OLE MISS	NR/NR	98-79	W
J.31	* at Mississippi St.	NR/NR	86-87	L
F.3	* GEORGIA	NR/NR	88-77	W
F.7	* VANDERBILT	NR/NR	100-73	W
F.12	* at Florida	NR/NR	78-74	W
F.15	* LSU	NR/9	100-95	W
F.17	* at Alabama	NR/NR	58-83	L
F.21	* at Tennessee	NR/NR	100-102	L
F.24	* AUBURN	NR/NR	98-95	W
F.28	* at Ole Miss	NR/NR	74-88	L
M.5	at Notre Dame	NR/NR	67-80	L

2487-2461

- 1 RCA Dome (Indianapolis)
- 2 UK Invitation Tournament (Lexington, Ky.)
- 3 Freedom Hall (Louisville, Ky.)

LEADING SCORERS

Derrick Miller (6-5 Sr. G)	19.2
Reggie Hanson (6-7 Jr. C)	16.4
Deron Feldhaus (6-0 Sr. F)	14.4
John Pelphrey (6-7 So. F)	13.0
Sean Woods (6-2 So. G)	9.1

1990-91 (22-6, 14-4 SEC)

Best Record in SEC
Ranked 9th AP; 9th UPI
Coach: Rick Pitino
Captains: Deron Feldhaus, Reggie Hanson, John Pelphrey

N.24	PENNSYLVANIA	NR/NR	85-62	W
N.28	at Cincinnati	NR/NR	75-71	W
D.1	1 Notre Dame	NR/NR	98-90	W
D.8	KANSAS	25/NR	88-71	W
D.10	at North Carolina	25/10	81-84	L
D.15	CHATTANOOGA	18/NR	86-70	W
D.18	at Indiana	18/6	84-87	L
D.21	2 Western Kentucky	18/NR	84-70	W
D.27	EASTERN KENTUCKY	18/NR	74-60	W
D.29	at Louisville	18/NR	93-85	W
J.2	* at Georgia	16/NR	81-80	W
J.5	* LSU	16/14	93-80	W
J.9	* MISSISSIPPI STATE	11/NR	89-70	W
J.12	* at Tennessee	11/NR	78-74	W
J.16	* at Ole Miss	9/NR	95-85	W
J.19	* VANDERBILT	9/NR	58-50	W
J.23	* FLORIDA	8/NR	81-65	W
J.26	* at Alabama	9/NR	83-88	L
J.29	* at Auburn	10/NR	89-81	W
F.3	* GEORGIA	10/NR	96-84	W
F.5	* at LSU	10/19	88-107	L
F.9	* at Mississippi St.	10/NR	82-83	W
F.13	* TENNESSEE	16/NR	85-74	W
F.16	* OLE MISS	16/NR	89-77	W
F.20	* at Vanderbilt	12/NR	87-98	L
F.23	* at Florida	12/NR	90-74	W
F.26	* ALABAMA	13/NR	79-73	W
M.2	* AUBURN	13/NR	114-93	W

2405-2186

- 1 RCA Dome (Indianapolis, Ind.)
- 2 Freedom Hall (Louisville, Ky.)

LEADING SCORERS

John Pelphrey (6-7 Jr. F)	14.4
Reggie Hanson (6-8 Sr. C)	14.4
Jamal Mashburn (6-9 Fr. F)	12.9
Deron Feldhaus (6-7 Jr. F)	10.8
Richie Farmer (6-0 Jr. G)	10.1

1991-92 (29-7, 12-4 SEC)

SEC East Champions, SEC Tournament Champions
Ranked 6th AP, 6th CNN/USA Today
Coach: Rick Pitino
Captains: Richie Farmer, Deron Feldhaus, John Pelphrey and Sean Woods

N.20	1 WEST VIRGINIA	4/NR	106-80	W
N.22	1 PITTSBURGH	4/NR	67-85	L
D.4	MASSACHUSETTS	14/NR	90-69	W
D.7	2 Indiana	14/9	76-74	W
D.10	TEXAS STATE	9/NR	82-36	W
D.12	3 Morehead State	9/NR	101-84	W
D.14	ARIZONA STATE	9/NR	94-68	W
D.21	at Georgia Tech	8/13	80-81	L
D.23	4 Ohio	17/NR	73-63	W
D.28	LOUISVILLE	17/21	103-89	W
J.2	NOTRE DAME	17/NR	91-70	W
J.4	* at South Carolina	17/NR	80-63	W
J.7	* GEORGIA	15/NR	78-66	W
J.11	* FLORIDA	15/NR	81-60	W

J.15	* at Vanderbilt	10/NR	84-71	W
J.18	EASTERN KY	10/NR	85-55	W
J.21	* at Tennessee	8/NR	85-107	L
J.25	* ARKANSAS	8/9	88-105	L
J.29	* OLE MISS	14/NR	96-78	W
F.2	* at LSU	14/NR	53-74	L
F.8	* at Auburn	19/NR	85-67	W
F.12	* ALABAMA	19/16	107-83	W
F.15	WESTERN KY	19/NR	93-83	W
F.19	* at Mississippi St.	13/NR	89-84	W
F.23	* at Georgia	13/NR	84-73	W
F.26	* SOUTH CAROLINA	11/NR	74-56	W
M.1	* VANDERBILT	11/NR	80-56	W
M.4	* at Florida	10/NR	62-79	L
M.7	* TENNESSEE	10/NR	99-88	W

SEC Tournament (Birmingham, Ala.)

M.13	5 Vanderbilt	9/NR	76-57	W
M.14	5 LSU	9/23	80-74	W
M.15	5 Alabama	9/17	80-54	W

NCAA First/Second Rounds (Worcester, Mass.)

M.20	6 Old Dominion	6/NR	88-69	W
M.22	6 Iowa State	6/NR	106-98	W

NCAA East Regional (Philadelphia)

M.26	7 Massachusetts	6/17	87-77	W
M.28	7 Duke	6/1	103-104	L OT

3086-2680

- 1 Preseason NIT (Lexington, Ky.)
- 2 RCA Dome (Indianapolis)
- 3 Freedom Hall (Louisville, Ky.)
- 4 US Bank Arena (Cincinnati, Ohio)
- 5 Birmingham-Jefferson Civic Center (Birmingham, Ala.)
- 6 Centrum (Worcester, Mass.)
- 7 Spectrum (Philadelphia)

LEADING SCORERS

Jamal Mashburn (6-8 So. F)	21.3
John Pelphrey (6-7 Sr. F)	12.5
Deron Feldhaus (6-7 Sr. F)	11.4
Richie Farmer (6-0 Sr. G)	9.6
Sean Woods (6-2 Sr. G)	7.7

1992-93 (30-4, 13-3 SEC)

NCAA Final Four, SEC Tournament Champions, ECAC Holiday Festival Champions
Ranked 2nd AP, 3rd CNN/USA Today
Coach: Rick Pitino
Captains: Junior Braddy, Dale Brown

D.2	WRIGHT STATE	5/N
-----	--------------	-----

ALL-TIME RESULTS

LEADING SCORERS

Jamal Mashburn (6-8 Jr. F)	21.0
Travis Ford (5-9 Jr. G)	13.6
Dale Brown (6-2 Sr. G)	9.4
Rodrick Rhodes (6-6 Fr. F)	9.1
Rodney Dent (6-10 Jr. C)	6.4

1993-94 (27-7, 12-4 SEC)

SEC East Co-Champions, SEC Tournament Champions, Maui Invitational Champions Ranked 7th AP, 8th CNN/USA Today			
Coach: Rick Pitino			
Captains: Travis Ford, Gimel Martinez, Jeff Brassow			

N.27	LOUISVILLE	2/7	78-70	W
D.1	TENNESSEE TECH	1/NR	115-77	W
D.4	1 Indiana	1/21	84-96	L
D.8	EASTERN KY.	6/NR	107-78	W
D.17	MOREHEAD STATE	5/NR	97-61	W
D.21	2 Ohio	5/NR	86-61	W
D.22	2 Texas	5/NR	100-88	W
D.23	2 Arizona	5/13	93-92	W
D.28	SAN FRANCISCO	5/NR	110-83	W
D.30	ROBERT MORRIS	5/NR	92-67	W
J.4	* VANDERBILT	4/22	107-82	W
J.6	NOTRE DAME	4/NR	84-59	W
J.8	* at Georgia	4/NR	90-94	L OT
J.12	3* Ole Miss	8/NR	98-64	W
J.15	* TENNESSEE	8/NR	93-74	W
J.18	* at Florida	7/NR	57-59	L
J.22	* at Mississippi St.	7/NR	86-70	W
J.26	* SOUTH CAROLINA	9/NR	79-67	W
J.30	* at Auburn	9/NR	91-74	W
F.2	* ALABAMA	7/NR	82-67	W
F.6	4 Massachusetts	7/11	67-64	W
F.9	* ARKANSAS	4/3	82-90	L
F.12	at Syracuse	4/14	85-93	L
F.15	* at LSU	11/NR	99-95	W
F.19	* at Vanderbilt	11/NR	77-69	W
F.23	* at Tennessee	7/NR	77-73	W
F.27	* GEORGIA	7/NR	80-59	W
M.2	* FLORIDA	7/19	80-77	W
M.5	* at South Carolina	7/NR	74-75	L

SEC Tournament (Memphis, Tenn.)				
M.11	5 Mississippi State	10/NR	95-76	W
M.12	5 Arkansas	10/1	90-78	W
M.13	5 Florida	10/17	73-60	W
NCAA First/Second Rounds (St. Petersburg, Fla)				
M.18	6 Tennessee State	7/NR	83-70	W
M.20	6 Marquette	7/21	63-75	L

2954-2537			
1 RCA Dome (Indianapolis)			
2 Maui Invitational (Maui, Hawaii)			
3 Freedom Hall (Louisville, Ky.)			
4 Continental Arena (East Rutherford, N.J.)			
5 The Pyramid (Memphis, Tenn.)			
6 Tropicana Field (St. Petersburg, Fla.)			

LEADING SCORERS			
Tony Delk (6-1 So. G)	16.6		
Rodrick Rhodes (6-7 So., F)	14.6		
Travis Ford (5-9 Sr. G)	11.3		
Jared Prickett (6-9 So. F)	8.2		
Andre Riddick (6-9 Jr. C)	7.9		

1994-95 (28-5, 14-2 SEC)

SEC Champions, SEC East Champions, SEC Tournament Champions Ranked 2nd AP, 5th CNN/USA Today			
Coach: Rick Pitino			
Captains: Tony Delk, Mark Pope, Rodrick Rhodes			

N.26	UT-MARTIN	4/NR	124-50	W
N.30	OHIO	3/14	79-74	W
D.3	1 UCLA	3/5	81-82	L
D.7	2 Indiana	7/NR	73-70	W
D.10	BOSTON UNIV.	7/NR	90-49	W
D.17	3 Texas Tech	6/NR	83-68	W
D.27	MARSHALL	5/NR	116-75	W
J.1	at Louisville	5/NR	86-88	L
J.4	* AUBURN	8/NR	98-64	W
J.7	* at South Carolina	8/NR	80-55	W
J.10	* at Florida	7/15	83-67	W
J.14	* GEORGIA	7/NR	83-71	W
J.18	4* Ole Miss	5/NR	82-65	W
J.21	* VANDERBILT	5/NR	81-68	W
J.25	* TENNESSEE	5/NR	69-50	W
J.29	* at Arkansas	5/9	92-94	L
F.1	* SOUTH CAROLINA	6/NR	90-72	W
F.5	SYRACUSE	6/10	77-71	W
F.8	* at Tennessee	5/NR	68-48	W
F.12	at Notre Dame	5/NR	97-58	W
F.14	* MISSISSIPPI STATE	4/23	71-76	L
F.18	* FLORIDA	4/NR	87-77	W
F.21	* at Alabama	6/20	72-52	W

F.25	* at Vanderbilt	6/NR	71-60	W
M.1	* at Georgia	5/NR	97-74	W
M.4	* LSU	5/NR	127-80	W

SEC Tournament (Atlanta)				
M.10	5 Auburn	3/NR	93-81	W
M.11	5 Florida	3/NR	86-72	W
M.12	5 Arkansas	3/5	95-93	W OT
NCAA First/Second Rounds (Memphis, Tenn.)				
M.16	6 Mount St. Mary's	2/NR	113-67	W
M.18	6 Tulane	2/NR	82-60	W

NCAA Southeast Regional (Birmingham, Ala.)				
M.23	7 Arizona State	2/16	97-73	W
M.25	7 North Carolina	2/4	61-74	L

2884-2278			
1 Wooden Classic (Arrowhead Pond, Anaheim, Calif.)			
2 Freedom Hall (Louisville, Ky.)			
3 US Bank Arena (Cincinnati)			
4 The Pyramid (Memphis, Tenn.)			
5 Georgia Dome (Atlanta)			
6 The Pyramid (Memphis, Tenn.)			
7 Birmingham-Jefferson Civic Center (Birmingham, Ala.)			

LEADING SCORERS			
Tony Delk (6-1 Jr. G)	16.7		
Rodrick Rhodes (6-7 Jr. F)	12.9		
Walter McCarty (6-9 Jr. F)	10.5		
Jeff Sheppard (6-4 So. G)	8.3		
Mark Pope (6-10 Jr. C)	8.2		

1995 Italy Tour (Not counted in Won-Loss Record)			
Aug. 14	at Cagiva Varese	123-114	W
Aug. 16	at Venice Reyer	113-78	W
Aug. 17	Russia Dinamo (Venice)	116-81	W
Aug. 18	at Montecatini	115-123	L
Aug. 21	Siena (Scauri)	115-86	W

1995-96 (34-2, 16-0 SEC)

National Champions; SEC Champions; SEC East Champions; ECAC Holiday Festival Champions Ranked 1st CNN/USA Today, 2nd AP			
Coach: Rick Pitino			
Captains: Tony Delk, Walter McCarty, Mark Pope			

N.24	1 Maryland	1/14	96-84	W
N.28	2 Massachusetts	1/7	82-92	L
D.2	3 Indiana	1/NR	89-82	W
D.6	WISC.-GREEN BAY	5/NR	74-62	W
D.9	GEORGIA TECH	5/16	83-60	W
D.16	MOREHEAD STATE	5/NR	96-32	W
D.19	4 Marshall	4/NR	118-99	W
D.23	LOUISVILLE	4/25	89-66	W
D.27	5 Rider	2/NR	90-65	W
D.29	5 Iona	2/NR	106-79	W
J.3	* at South Carolina	2/NR	89-60	W
J.6	* OLE MISS	2/NR	90-60	W
J.9	* at Mississippi St.	2/12	74-56	W
J.13	* TENNESSEE	2/NR	61-44	W
J.16	* at LSU	2/NR	129-97	W
J.20	TCU	2/NR	124-80	W
J.24	* at Georgia	2/NR	82-77	W
J.27	* SOUTH CAROLINA	2/NR	89-57	W
F.3	* FLORIDA	2/NR	77-63	W
F.7	* at Vanderbilt	2/NR	120-81	W
F.11	* ARKANSAS	2/NR	88-73	W
F.14	* GEORGIA	2/NR	86-73	W
F.17	* at Tennessee	2/NR	90-50	W
F.20	* ALABAMA	2/NR	84-65	W
F.24	* at Florida	2/NR	94-63	W
F.27	* at Auburn	1/NR	88-73	W
M.2	* VANDERBILT	1/NR	101-63	W

SEC Tournament (New Orleans)				
M.8	6 Florida	1/NR	100-76	W
M.9	6 Arkansas	1/NR	95-75	W
M.10	6 Mississippi State	1/NR	73-84	L

NCAA First/Second Rounds (Dallas)				
M.14	7 San Jose State	2/NR	110-72	W
M.16	7 Virginia Tech	2/22	84-60	W

NCAA Midwest Regional (Minneapolis)				
M.21	8 Utah	2/12	101-70	W
M.23	8 Wake Forest	2/9	83-63	W

NCAA Final Four (East Rutherford, N.J.)				
M.30	9 Massachusetts	2/1	81-74	W
A.1	9 Syracuse	2/15	76-67	W

3292-2497			
1 Tip-Off Classic (Springfield, Mass.)			
2 Great Eight (The Palace, Auburn Hills, Mich.)			
3 RCA Dome (Indianapolis)			
4 Freedom Hall (Louisville, Ky.)			
5 ECAC Holiday Festival (Madison Square Garden, New York)			
6 Louisiana Superdome (New Orleans)			
7 Reunion Arena (Dallas)			

8 Hubert H. Humphrey Metrodome (Minneapolis)
9 Continental Arena (East Rutherford, N.J.)
UK's 16-0 regular season SEC record was the first perfect league slate since Alabama went 14-0 in 1956.

LEADING SCORERS			
Tony Delk (6-1 Sr. G)	17.8		
Antoine Walker (6-8 So. F)	15.2		
Walter McCarty (6-10 Sr. F)	11.3		
Derek Anderson (6-4 Jr. G-F)	9.4		
Ron Mercer (6-7 Fr. F)	8.0		

1996-97 (35-5, 13-3 SEC)

National Runner-Up, SEC Tournament Champions, 2nd SEC East (13-3), Great Alaska Shootout Champions Ranked 2nd CNN/USA Today, 5th AP			
Coach: Rick Pitino			
Captains: Derek Anderson, Anthony Epps, Jared Prickett			

N.15	1 Clemson	3/20	71-79	L OT
N.28	2 Syracuse	8/12	87-53	W
N.29	2 Alaska Anchorage	8/NR	104-72	W
N.30	2 College of Charleston	8/NR	92-65	W
D.3	3 Purdue	6/NR	101-87	W
D.7	4 Indiana	6/8	99-65	W
D.9	WRIGHT STATE	6/NR	90-62	W
D.14	NOTRE DAME	3/NR	80-56	W
D.21	5 Georgia Tech	3/NR	88-59	W
D.23	UNC ASHEVILLE	3/NR	105-51	W
D.28	6 Ohio State	3/NR	81-65	W
D.31	at Louisville	3/14	74-54	W
J.4	* TENNESSEE	3/NR	74-40	W
J.7	* MISSISSIPPI STATE	3/NR	90-61	W
J.9	CANISIOUS	3/NR	68-45	W
J.11	* at Ole Miss	3/NR	69-73	L
J.14	* at Georgia	5/21	86-65	W
J.18	* AUBURN	5/NR	77-53	W
J.22	* Vanderbilt	3/NR	58-46	W
J.26	* at Arkansas	3/NR	83-73	W
J.29	* at Florida	3/NR	92-65	W
F.1	* GEORGIA	3/NR	82-57	W
F.4	* at South Carolina	3/19	79-84	L OT
F.6	WESTERN CAROLINA	3/NR	82-55	W
F.9	VILLANOVA	3/16	93-56	W
F.12	* LSU	4/NR	84-48	W
F.15	* FLORIDA	4/NR	85-56	W
F.19	* at Alabama	3/NR	75-61	W
F.22	* at Vanderbilt	3/NR	82-79	W
F.25	* at Tennessee	3/NR	74-64	W
M.2	* SOUTH CAROLINA	3/6	66-72	L

SEC Tournament (Memphis, Tenn.)				
M.7	8 Auburn	6/NR	92-50	W
M.8	8 Ole Miss	6/NR	88-70	W
M.9	8 Georgia	6/24	95-68	W

NCAA First/Second Round (Salt Lake City)				
M.13	9 Montana	5/NR	92-54	W
M.15	9 Iowa	5/NR	75-69	W

NCAA West Regional (San Jose, Calif.)				
M.20	10 St. Joseph's	5/12	83-68	W
M.22	10 Utah	5/2	72-59	W

NCAA Final Four (Indianapolis)				
M.29	1 Minnesota	5/3	78-69	W
M.31	1 Arizona (finals)	5/15	79-84	L OT

3325-2512

1 RCA Dome (Indianapolis)			
2 Great Alaska Shootout (Anchorage, Alaska)			
3 Great Eight (United Center, Chicago)			
4 Freedom Hall (Louisville, Ky.)			
5 Georgia Dome (Atlanta)			
6 Rock 'n Roll Shootout (Gund Arena, Cleveland)			
7 US Bank Arena (Cincinnati)			
8 The Pyramid (Memphis, Tenn.)			
9 Huntsman Center (Salt Lake City)			
10 San Jose Arena (San Jose, Calif.)			

LEADING SCORERS			
Ron Mercer (6-7 So. G-F)	18.1		
Derek Anderson (6-5 Sr. G)	17.7		
Scott Padgett (6-9 So. F)	9.6		
Anthony Epps (6-2 Sr. G)	8.9		
Allen Edwards (6-5 Jr. F)	8.6		

ORLANDO "TUBBY" SMITH ERA (1998-2007)**1997-98 (35-4, 14-2 SEC)**

National Champions, SEC Champions, SEC East Champions, SEC Tournament Champions Ranked 5th AP, 1st USA Today/ESPN			
Coach: Tubby Smith			
Captains: Allen Edwards, Cameron Mills, Jeff Sheppard			

N.20	MOREHEAD STATE	9/NR	88-49	W
N.24	1 George Washington	7/NR	70-55	W
N.25	1 Arizona	9/1	74-89	L
N.26	1 Missouri	8/NR	77-55	W
N.29	2 Clemson	8/13	76-61	W
D.3	3 Purdue	7/6	89-75	W
D.6	4 Indiana	7/NR	75-72	W
D.10	at Canisius	4/NR	81-54	W
D.13	GEORGIA TECH	4/24	85-71	W
D.20	TULSA	4/NR	74-53	W
D.23	AMERICAN	4/NR	75-52	W
D.27	LOUISVILLE	4/NR	76-79	L
D.30	at Ohio	6/NR	95-58	W

J.3	* VANDERBILT	6/NR	71-62	W
J.6	* at Georgia	6/NR	90-79	W
J.10	* at Mississippi St.	6/NR	77-71	W
J.13	* SOUTH CAROLINA	6/14	91-70	W
J.17	* ARKANSAS	6/22	80-77	W OT
J.21	5* Alabama	7/NR	70-67	W
J.24	* at Tennessee	7/NR	85-67	W
J.27	* at Vanderbilt	7/NR	63-61	W
F.1	* FLORIDA	7/NR	78-86	L
F.4	* at LSU	8/NR	63-61	W
F.8	at Villanova	8/NR	79-63	W
F.11	* TENNESSEE	7/NR	80-74	W
F.14	* OLE MISS	7/18	64-73	L
F.18	* at Florida	8/NR	79-54	W
F.22	* GEORGIA	8/NR	85-74	W
F.25	* at Auburn	7/NR	83-58	W
F.28	* at South Carolina	7/14	69-57	W

SEC Tournament (Atlanta)				
M.6	6 Alabama	7/NR	82-71	W
M.7	6 Arkansas	7/16	99-74	W

ALL-TIME RESULTS

F.17 * GEORGIA 6/NR 92-71 W
F.20 * at Arkansas 6/NR 70-74 L
F.24 * VANDERBILT 13/NR 88-63 W
F.28 * at Tennessee 13/NR 61-68 L

SEC Tournament (Atlanta)
M.5 5 Ole Miss 14/NR 83-73 W
M.6 5 Auburn 14/4 69-57 W
M.7 5 Arkansas 14/22 76-63 W

NCAA First/Second Rounds (New Orleans)
M.12 7 New Mexico State 14/NR 82-60 W
M.14 7 Kansas 14/22 92-88 W OT

NCAA Midwest Regional (St. Louis)
M.19 8 Miami (Ohio) 14/NR 84-53 W
M.21 8 Michigan State 14/2 66-73 L

2790-2320

- 1 US Bank Arena (Cincinnati)
- 2 San Juan Shootout (Bayamone, P.R.)
- 3 Great Eight (United Center, Chicago)
- 4 Freedom Hall (Louisville, Ky.)
- 5 Georgia Dome (Atlanta)
- 6 Jimmy V Classic (Continental Arena, E. Rutherford, N.J.)
- 7 Louisiana Superdome (New Orleans)
- 8 Edward Jones Dome (St. Louis)

LEADING SCORERS

Scott Padgett (6-9 Sr. F) 12.6
Heshimu Evans (6-6 Sr. F) 11.8
Wayne Turner (6-2 Sr. G) 10.5
Michael Bradley (6-10 So. C) 9.8
Jamaal Magloire (6-10 Jr. C) 7.0

1999-00 (23-10, 12-4 SEC)

Co-SEC Champions, Co-SEC East Champions, Preseason NIT Runner-Up
Ranked 19th AP, 20th USA Today/ESPN
Coach: Tubby Smith

N.17 1 PENNSYLVANIA 14/NR 67-50 W
N.19 1 UTAH 14/16 56-48 W
N.24 1 Maryland 11/24 61-58 W
N.26 1 Arizona 11/8 51-63 L
N.29 2 Dayton 11/NR 66-68 L
D.4 3 Indiana 13/23 75-83 L
D.7 UNC ASHEVILLE 23/NR 86-41 W
D.11 at Maryland 23/21 66-72 L
D.18 LOUISVILLE NR/NR 76-46 W
D.23 MICHIGAN STATE NR/5 60-58 W
D.27 AK-ANCHORAGE NR/NR 62-42 W
D.30 4 Missouri NR/NR 70-53 W
J.5 5 Georgia Tech 25/NR 80-71 W
J.8 * VANDERBILT 25/NR 72-52 W
J.11 * at Auburn 20/4 63-66 L
J.15 * at S. Carolina 20/NR 64-48 W
J.19 * OLE MISS 18/NR 74-69 W
J.22 * at Vanderbilt 18/20 81-73 W OT
J.26 * at Georgia 16/NR 75-69 W
J.29 at Miami (Fla.) 16/NR 60-57 W
F.1 * TENNESSEE 14/6 81-68 W
F.5 * S. CAROLINA 14/NR 76-63 W
F.8 * at Florida 11/12 73-90 L
F.13 * at LSU 11/25 57-70 L
F.16 * ALABAMA 19/NR 66-54 W
F.19 * GEORGIA 19/NR 70-64 W
F.23 * at Tennessee 18/7 67-74 L
F.26 * ARKANSAS 18/NR 60-55 W
F.29 * at Mississippi St. 22/NR 73-61 W
M.4 * FLORIDA 22/8 85-70 W

SEC Tournament (Atlanta)
M.10 6 Arkansas 16/NR 72-86 L
NCAA First/Second Rounds (Cleveland)
M.16 7 St. Bonaventure 19/NR 85-80 W 2OT
M.18 7 Syracuse 19/16 80-52 L

2280-2074

- 1 Preseason NIT (Lexington, Ky., and New York)
- 2 US Bank Arena (Cincinnati)
- 3 RCA Dome (Indianapolis)
- 4 Sugar Bowl Classic (New Orleans)
- 5 Freedom Hall (Louisville, Ky.)
- 6 Georgia Dome (Atlanta)
- 7 Cleveland Convocation Center (Cleveland)

LEADING SCORERS

Tayshaun Prince (6-9 So. F) 13.3
Jamaal Magloire (6-10 Sr. C) 13.2
Keith Bogans (6-5 Fr. G) 12.5
Desmond Allison (6-5 So. F) 7.8
Jules Camara (6-11 So. F) 7.2

2000-01 (24-10, 12-4 SEC)

Co-SEC Champions, Co-SEC East Champions, SEC Tournament Champions
Ranked 9th AP, 8th ESPN/USA Today
Coach: Tubby Smith
Captains: Tayshaun Prince, J.P. Blevins

N.9 1 St. John's 12/NR 61-62 L

N.10 1 UCLA 12/17 92-97 L OT
N.21 2 Jacksonville State 20/NR 91-48 W
N.25 PENN STATE 22/NR 68-73 L

D.2 at North Carolina NR/6 93-76 W
D.5 EASTERN KY. NR/NR 94-79 W
D.9 3 Georgia Tech NR/NR 84-86 L
D.16 at Michigan State NR/2 45-46 L
D.22 4 Indiana NR/NR 88-74 W
D.27 HIGH POINT NR/NR 102-49 W
J.2 at Louisville NR/NR 64-62 W
J.6 * GEORGIA NR/NR 67-63 W
J.10 * SOUTH CAROLINA NR/NR 69-63 W
J.13 NOTRE DAME NR/25 82-71 W
J.16 * TENNESSEE NR/4 84-74 W
J.20 * at Ole Miss NR/21 55-65 L
J.23 * at Alabama NR/18 60-70 L
J.27 * VANDERBILT NR/NR 86-75 W
J.31 * at Georgia NR/25 85-70 W
F.3 * at South Carolina NR/NR 94-61 W
F.6 * FLORIDA NR/8 71-70 W
F.10 * MISSISSIPPI STATE NR/NR 76-57 W
F.14 * at Tennessee 22/15 103-95 W
F.17 * at Vanderbilt 22/NR 79-74 W
F.21 * LSU 13/NR 84-61 W
F.25 * at Arkansas 13/NR 78-82 L
F.28 * AUBURN 15/NR 90-78 W
M.4 * at Florida 15/6 86-94 L

SEC Tournament (Nashville, Tenn.)
M.9 5 South Carolina 15/NR 78-65 W
M.10 5 Arkansas 15/NR 87-78 W
M.11 5 Ole Miss 15/14 77-55 W

NCAA First/Second Rounds (Uniondale, N.Y.)
M.15 6 Holy Cross 9/NR 72-68 W
M.17 6 Iowa 9/24 92-79 W

NCAA East Regional (Philadelphia, Pa.)
M.22 7 Southern Cal 9/NR 76-80 L

2713-2400

- 1 Coaches vs. Cancer (Madison Square Garden, New York)
- 2 US Bank Arena (Cincinnati)
- 3 Georgia Dome (Atlanta)
- 4 Freedom Hall (Louisville, Ky.)
- 5 Gaylord Entertainment Center (Nashville, Tenn.)
- 6 Nassau Coliseum (Uniondale, N.Y.)
- 7 First Union Center (Philadelphia)

LEADING SCORERS

Keith Bogans (6-5 So. G) 17.0
Tayshaun Prince (6-9 Jr. F) 16.9
Jason Parker (6-8 Fr. C) 8.6
Marquis Estill (6-9 So. F) 7.3
Saul Smith (6-2 Sr. G) 6.8

2001-02 (22-10, 10-6 SEC)

Co-SEC East Champions
Ranked 16th AP, 13th USA Today/ESPN
Coach: Tubby Smith
Captains: J.P. Blevins, Tayshaun Prince

N.15 1 WESTERN KY. 4/NR 52-64 L
N.16 1 MARSHALL 4/NR 90-73 W
N.24 MOREHEAD STATE 10/NR 94-75 W
N.28 2 Kent State 13/NR 82-68 W
D.5 VMI 11/NR 99-57 W
D.8 NORTH CAROLINA 11/NR 79-59 W
D.15 KENTUCKY STATE 9/NR 118-63 W
D.18 3 Duke 7/1 92-95 L OT
D.22 4 Indiana 7/NR 66-52 W
D.29 LOUISVILLE 6/NR 82-62 W
J.2 5 Tulane 6/NR 101-67 W
J.5 * at Mississippi St. 6/NR 69-74 L OT
J.9 * GEORGIA 8/NR 84-88 L
J.12 * at South Carolina 8/NR 51-50 W
J.15 * OLE MISS 12/NR 87-64 W
J.19 at Notre Dame 12/NR 72-65 W
J.22 * at Auburn 8/NR 69-62 W
J.26 * ALABAMA 8/14 61-64 L
J.29 * at Florida 10/5 70-68 W
F.2 * SOUTH CAROLINA 10/NR 91-74 W
F.6 * at Tennessee 7/NR 74-76 L OT
F.9 * at LSU 7/NR 68-56 W
F.13 * VANDERBILT 10/NR 67-59 W
F.16 * at Georgia 10/21 69-78 L
F.19 * TENNESSEE 12/NR 64-61 W
F.23 * ARKANSAS 12/NR 71-58 W
F.27 * at Vanderbilt 11/NR 73-86 L
M.2 * FLORIDA 11/8 70-67 W

SEC Tournament (New Orleans)
M.14 4 Vanderbilt 2/NR 81-63 W
M.15 4 Auburn 2/NR 78-58 W
M.16 4 Mississippi State 2/NR 64-57 W

NCAA First/Second Rounds (Nashville, Tenn.)
M.21 5 IUPUI 1/NR 95-64 W
M.23 5 Utah 1/NR 74-54 W

NCAA Midwest Regional (Minneapolis)
M.27 6 Wisconsin 1/21 63-57 W
M.29 6 Marquette 1/9 69-83 L

2782-2309

- 1 EA Sports Maui Invitational (Lahaina Civic Center, Maui, Hawaii)
- 2 Freedom Hall (Louisville, Ky.)
- 3 US Bank Arena (Cincinnati)
- 4 Louisiana Superdome (New Orleans)
- 5 Gaylord Entertainment Center (Nashville, Tenn.)
- 6 Hubert H. Humphrey Metrodome (Minneapolis)

LEADING SCORERS

Keith Bogans (6-5 Sr. G) 15.7
Gerald Fitch (6-3 Jr. G) 12.3
Marquis Estill (6-9 Sr. C) 11.6
Erik Daniels (6-8 Jr. F) 9.5
Chuck Hayes (6-6 So. F) 8.6

SEC Tournament (Atlanta)
M.8 6 South Carolina 12/NR 57-70 L
NCAA First/Second Rounds (St. Louis)
M.14 7 Valparaiso 16/NR 83-68 W
M.16 7 Tulsa 16/NR 87-82 W

NCAA East Regional (Syracuse, N.Y.)
M.22 8 Maryland 16/4 68-78 L

2460-2183

- 1 NABC Classic (Madison Square Garden, New York)
- 2 US Bank Arena (Cincinnati)
- 3 Continental Arena (East Rutherford, N.J.)
- 4 RCA Dome (Indianapolis)
- 5 Freedom Hall (Louisville, Ky.)
- 6 Georgia Dome (Atlanta)
- 7 Edward Jones Dome (St. Louis)
- 8 Carrier Dome (Syracuse, N.Y.)

LEADING SCORERS

Tayshaun Prince (6-9 Sr. F) 17.5
Keith Bogans (6-5 Jr. G) 11.6
Marquis Estill (6-9 Jr. C) 8.9
Gerald Fitch (6-3 So. G) 8.9
Cliff Hawkins (6-1 So. G) 7.1

2002-03 (32-4, 16-0 SEC)

SEC Champions, SEC East Champions, SEC Tournament Champions
Ranked 1st AP, 4th USA Today/ESPN
Coach: Tubby Smith
Captains: Keith Bogans, Jules Camara, Marquis Estill

N.25 1 Arizona State 15/NR 82-65 W
N.26 1 Virginia 15/NR 61-75 L
N.27 1 Gonzaga 15/NR 80-72 W
D.3 HIGH POINT 18/NR 84-64 W
D.7 at North Carolina 18/12 98-81 W
D.10 at Tulane 12/NR 76-60 W
D.14 MICHIGAN STATE 12/21 67-71 L
D.21 2 Indiana 18/6 70-64 W
D.28 at Louisville 14/NR 63-81 L
D.30 TENNESSEE STATE 20/NR 115-87 W
J.2 ALCORN STATE 20/NR 94-63 W
J.4 3 Ohio 20/NR 83-75 W
J.8 * at Tennessee 18/NR 74-71 W
J.11 * SOUTH CAROLINA 18/NR 62-55 W
J.14 * at Vanderbilt 16/NR 74-52 W
J.18 NOTRE DAME 16/10 88-73 W
J.22 * AUBURN 8/24 67-51 W
J.25 * at Alabama 8/15 63-46 W
F.1 * at South Carolina 7/NR 87-69 W
F.4 * FLORIDA 6/1 70-55 W
F.8 * at Ole Miss 6/NR 80-62 W
F.11 * GEORGIA 3/20 87-67 W
F.15 * LSU 3/NR 68-57 W
F.19 * at Arkansas 2/NR 66-50 W
F.23 * MISSISSIPPI STATE 2/19 70-62 W
F.26 * TENNESSEE 2/NR 80-68 W
M.2 * at Georgia 2/21 74-66 W
M.5 * VANDERBILT 2/NR 106-44 W
M.8 * at Florida 2/3 69-67 W

SEC Tournament (New Orleans)
M.14 4 Vanderbilt 2/NR 81-63 W
M.15 4 Auburn 2/NR 78-58 W
M.16 4 Mississippi State 2/NR 64-57 W

NCAA First/Second Rounds (Nashville, Tenn.)
M.21 5 IUPUI 1/NR 95-64 W
M.23 5 Utah 1/NR 74-54 W

NCAA Midwest Regional (Minneapolis)
M.27 6 Wisconsin 1/21 63-57 W
M.29 6 Marquette 1/9 69-83 L

1 EA Sports Maui Invitational (Lahaina Civic Center, Maui, Hawaii)

- 2 Freedom Hall (Louisville, Ky.)
- 3 US Bank Arena (Cincinnati)
- 4 Louisiana Superdome (New Orleans)
- 5 Gaylord Entertainment Center (Nashville, Tenn.)
- 6 Hubert H. Humphrey Metrodome (Minneapolis)

LEADING SCORERS

Keith Bogans (6-5 Sr. G) 15.7
Gerald Fitch (6-3 Jr. G) 12.3
Marquis Estill (6-9 Sr. C) 11.6
Erik Daniels (6-8 Jr. F) 9.5
Chuck Hayes (6-6 So. F) 8.6

2003-04 (27-5, 13-3 SEC)

SEC East Champions, SEC Tournament Champions, Ranked 2nd AP, 8th USA Today/ESPN
Coach: Tubby Smith

N.21 WINTHROP 10/NR 65-44 W
N.28 TENNESSEE TECH 10/NR 108-81 W
D.1 1 Marshall 9/NR 89-76 W
D.6 2 UCLA 9/NR 52-50 W
D.13 3 Michigan State 8/21 79-74 W
D.20 4 Indiana 2/NR 80-41 W
D.23 EASTERN KY. 2/NR 101-72 W
D.27 LOUISVILLE 2/20 56-65 L
D.31 5 Austin Peay 8/NR 61-53 W
J.3 NORTH CAROLINA 8/9 61-56 W
J.10 * VANDERBILT 7/20 75-63 W

J.13 * at Mississippi St. 5/20 67-66 W
J.17 * GEORGIA 5/NR 57-65 L
J.20 * at Tennessee 9/NR 69-68 W OT
J.25 at Notre Dame 9/NR 71-63 W
J.28 * OLE MISS 5/NR 71-61 W
J.31 * at Vanderbilt 5/NR 60-66 L
F.3 * at Florida 9/21 68-65 W
F.7 * SOUTH CAROLINA 9/25 65-64 W
F.10 * ALABAMA 8/NR 66-55 W
F.14 * at Georgia 8/NR 68-74 L
F.18 * ARKANSAS 9/NR 73-56 W
F.21 * at Auburn 9/NR 68-59 W
F.25 * TENNESSEE 9/NR 92-60 W
F.29 * at LSU 9/NR 70-64 W
M.3 * at South Carolina 9/NR 84-65 W
M.7 * FLORIDA 9/NR 82-62 W

SEC Tournament (Atlanta)
M.12 6 Georgia 8/NR 69-60 W
M.13 6 South Carolina 8/NR 78-63 W
M.14 6 Florida 8/NR 89-73 W

NCAA First/Second Rounds (Columbus, Ohio)
M.19 7 Florida A&M 2/NR 96-76 W
M.21 7 UAB 2/NR 75-76 L

2365-2036

- 1 US Bank Arena (Cincinnati)
- 2 Wooden Classic (Arrowhead Pond, Anaheim, Calif.)
- 3 Ford Field (Detroit)
- 4 RCA Dome (Indianapolis)
- 5 Freedom Hall (Louisville, Ky.)
- 6 Georgia Dome (Atlanta)
- 7 Nationwide Arena (Columbus, Ga.)

LEADING SCORERS

Gerald Fitch (6-3 Sr. G) 16.2
Erik Daniels (6-8 Sr. F) 14.5
Kelenna Azubuike (6-5 So. G) 11.1
Chuck Hayes (6-6 Jr. F) 10.7
Cliff Hawkins (6-1 Sr., G) 10.3

2004-05 (28-6, 14-2 SEC)

SEC Champions, SEC East Champions, Ranked 7th AP, 5th USA Today/ESPN
Coach: Tubby Smith
Captains: Josh Carrier, Chuck Hayes

N.20 COPPIN STATE 9/NR 77-46 W
N.23 1 Ball State 8/NR 73-53 W
N.26 GEORGIA STATE 8/NR 77-59 W
N.30 TENNESSEE TECH 8/NR 92-63 W
D.4 at North Carolina 8/9 78-91 L
D.8 MOREHEAD ST. 10/NR 71-40 W
D.11 2 Indiana 10/NR 73-58 W
D.18 at Louisville 9/13 60-58 W
D.22 WILLIAM & MARY 8/NR 92-47 W
D.29 CAMPBELL 8/NR 82-50 W
J.5 * S. CAROLINA 8/NR 79-75 W
J.9 KANSAS 8/2 59-65 L
J.12 * VANDERBILT 9/NR 69-54 W
J.15 * at Georgia 9/NR 76-55 W
J.19 * at Ole Miss 8/NR 53-50 W
J.22 * LSU 8/NR 89-58 W
J.25 * at Tennessee 7/NR 84-62 W
J.29 * at Arkansas 7/NR 68-67 W
F.5 * at Vanderbilt 6/NR 84-70 W
F.8 * FLORIDA 5/NR 69-66 W
F.12 * GEORGIA 5/NR 60-51 W
F.15 * at South Carolina 3/NR 61-73 L
F.19 * MISSISSIPPI ST. 3/NR 94-78 W
F.23 * AUBURN 5/NR 81-73 W
F.26 * at Alabama 5/16 78-71 W
M.2 * TENNESSEE 3/NR 73-61 W
M.6 * at Florida 3/NR 52-53 L

SEC Tournament (Atlanta)
M.11 3 Tennessee 4/NR 86-62 W
M.12 3 LSU 4/NR 79-78 W OT
M.13 3 Florida 4/NR 53-70 L

NCAA First/Second Rounds (Indianapolis)
M.17 4 Eastern Kentucky 7/NR 72-64 W
M.19 4 Cincinnati 7/23 69-60 W

NCAA Austin Regional (Austin, Texas)
M.25 5 Utah 7/18 62-52 W
M.27 5 Michigan State 7/15 88-94 L 2OT

2503-2127

- 1 US Bank Arena (Cincinnati)
- 2 Freedom Hall (Louisville, Ky.)
- 3 Georgia Dome (Atlanta)
- 4 RCA Dome (Indianapolis)
- 5 Frank Erwin Center (Austin, Texas)

LEADING SCORERS

Kelenna Azubuike (6-5 Jr. F) 14.7
Patrick Sparks (6-0 Jr. G) 11.0
Chuck Hayes (6-6 Sr. F) 10.9
Randolph Morris (6-10 Fr. C) 8.8
Rajon Rondo (6-1 Fr. G) 8.1



ALL-TIME RESULTS

2005-06 (22-13, 9-7 SEC)

Coach: Tubby Smith
 Captains: Preston LeMaster, Ravi Moss, Patrick Sparks, Brandon Stockton

N.13	1	SOUTH DAKOTA ST	9/NR	71-54	W
N.14	1	LIPSCOMB	8/NR	67-49	W
N.21	2	Iowa	7/18	63-67	L
N.22	2	West Virginia	7/13	80-66	W
N.25		LIBERTY	7/NR	81-51	W
N.29		HIGH POINT	10/NR	75-55	W
D.3		NORTH CAROLINA	10/NR	79-83	L
D.6	3	at Georgia State	15/NR	73-46	W
D.10	4	Indiana	15/18	53-79	L
D.17		LOUISVILLE	23/4	73-61	W
D.23	5	Iona	19/NR	73-67	W
D.30	6	Ohio	18/NR	71-63	W
J.3		UCF	19/NR	59-57	W
J.7		at Kansas	19/NR	46-73	L
J.10	*	VANDERBILT	NR/NR	51-57	L
J.14	*	ALABAMA	NR/NR	64-68	L
J.17	*	at Georgia	NR/NR	69-55	W
J.21	*	SOUTH CAROLINA	NR/NR	80-78	W
J.24	*	at Auburn	NR/NR	71-62	W
J.29	*	ARKANSAS	NR/NR	78-76	W
F.1	*	at Mississippi St.	NR/NR	81-66	W
F.4	*	at Florida	NR/8	80-95	L
F.7	*	TENNESSEE	NR/11	67-75	L
F.11	*	at Vanderbilt	NR/NR	81-84	L
F.15	*	GEORGIA	NR/NR	68-61	W
F.18	*	at South Carolina	NR/NR	79-66	W
F.22	*	OLE MISS	NR/NR	80-40	W
F.25	*	at LSU	NR/24	67-71	L
M.1	*	at Tennessee	NR/11	80-78	W
M.5	*	FLORIDA	NR/17	64-79	L

SEC Tournament (Nashville, Tenn.)

M.9	7	Ole Miss	NR/NR	71-57	W
M.10	7	Alabama	NR/NR	68-61	W
M.11	7	South Carolina	NR/NR	61-65	L

NCAA First/Second Rounds (Philadelphia)
 M.17 8 UAB NR/25 69-64 W
 M.19 8 Connecticut NR/2 83-87 L

2477-2314

- Guardians Classic (Lexington, Ky.)
- Guardians Classic (Municipal Auditorium, Kansas City, Mo.)
- Philips Arena (Atlanta)
- RCA Dome (Indianapolis)
- Freedom Hall (Louisville, Ky.)
- US Bank Arena (Cincinnati)
- Gateway Entertainment Center (Nashville, Tenn.)
- Wachovia Center (Philadelphia)

LEADING SCORERS

Randolph Morris	(6-10 So. C)	13.3
Rajon Rondo	(6-1 So. G)	11.2
Joe Crawford	(6-4 So. G)	10.2
Patrick Sparks	(6-0 Sr. G)	9.7
Ramel Bradley	(6-1 So. G)	7.9

2006-07 (22-12, 9-7 SEC)

Coach: Tubby Smith
 Captains: Lukasz Obrzut, Bobby Perry, Sherry Thomas

N.15		MIAMI (OHIO)	22/NR	57-46	W
N.17		MISS. VALLEY ST.	22/NR	79-56	W
N.20	1	DePaul	20/NR	87-81	W
N.21	1	UCLA	20/5	68-73	L
N.22	1	Memphis	20/11	63-80	L
N.28		COL. of CHARLESTON	NR/NR	77-61	W
D.2		at North Carolina	NR/7	63-75	L
D.5	2	Chattanooga	NR/NR	79-63	W
D.9		INDIANA	NR/NR	59-54	W
D.16		at Louisville	NR/NR	61-49	W
D.19		SANTA CLARA	NR/NR	74-60	W
D.22		MASSACHUSETTS	NR/NR	82-68	W
D.29		EASTERN KY.	NR/NR	78-65	W
J.3		HOUSTON	NR/NR	77-70	W
J.6	*	at Ole Miss	NR/NR	68-58	W
J.10	*	AUBURN	NR/NR	84-57	W
J.13	*	MISSISSIPPI STATE	NR/NR	64-60	W
J.16	*	at South Carolina	25/NR	87-49	W
J.20	*	VANDERBILT	25/NR	67-72	L
J.24	*	at Georgia	NR/NR	69-78	L
J.28	*	TENNESSEE	NR/NR	76-57	W
F.3	*	at Arkansas	NR/NR	82-74	W
F.7	*	SOUTH CAROLINA	20/NR	95-89	W
F.10	*	FLORIDA	20/1	61-64	L
F.13	*	at Tennessee	20/NR	85-89	L
F.17	*	at Alabama	20/25	61-72	L
F.20	*	LSU	NR/NR	70-63	W
F.25	*	at Vanderbilt	NR/17	65-67	L
F.28	*	GEORGIA	NR/NR	82-70	W
M.4	*	at Florida	NR/5	72-85	L

SEC Tournament (Atlanta)

M.8	3	Alabama	NR/NR	79-67	W
M.9	3	Mississippi State	NR/NR	82-84	L

NCAA First/Second Rounds (Chicago)

M.16	4	Villanova	NR/NR	67-58	W
M.18	4	Kansas	NR/2	76-88	L

2496-2302

- EA Sports Maui Invitational (Lahaina Civic Center, Maui, Hawaii)
- Freedom Hall (Louisville, Ky.)
- Georgia Dome (Atlanta)
- United Center (Chicago)

LEADING SCORERS

Randolph Morris	(6-11 Jr. C)	16.1
Joe Crawford	(6-5 Jr. G)	14.0
Ramel Bradley	(6-2 Jr. G)	13.4
Jodie Meeks	(6-5 Fr. G)	8.7
Bobby Perry	(6-8 Sr. F)	8.4

BILLY GILLISPIE ERA (2008-2009)

2007-08 (18-13, 12-4 SEC)

Coach: Billy Gillispie

N.6	1	CENTRAL ARKANSAS	20/nr	67-40	W
N.7	1	GARDNER-WEBB	20/NR	68-84	L
N.21		LIBERTY	NR/NR	80-54	W
N.24		TEXAS SOUTHERN	NR/NR	83-35	W
N.27		STONY BROOK	NR/NR	62-52	W
D.1		NORTH CAROLINA	NR/1	77-86	L
D.8		at Indiana	NR/15	51-70	L
D.15	2	vs. UAB	NR/NR	76-79	L
D.18		at Houston	NR/NR	69-83	L
D.22		TENNESSEE TECH	NR/NR	69-47	W
D.29		SAN DIEGO	NR/NR	72-81	L
D.31		FLORIDA INT	NR/NR	92-49	W
J.5		LOUISVILLE	NR/NR	75-89	L
J.12	*	VANDERBILT	NR/13	79-73	W
J.15	*	at Mississippi St.	NR/NR	69-64	L
J.19	*	at Florida	NR/NR	70-81	L
J.22	*	TENNESSEE	NR/8	72-66	W
J.26	*	SOUTH CAROLINA	NR/NR	78-70	W
F.2	*	at Georgia	NR/NR	63-58	W
F.6	*	at Auburn	NR/NR	66-63	W
F.9	*	ALABAMA	NR/NR	62-52	W
F.12	*	at Vanderbilt	NR/24	52-93	L
F.16	*	at LSU	NR/NR	67-63	W
F.19	*	GEORGIA	NR/NR	61-55	W
F.23	*	ARKANSAS	NR/NR	63-58	W
F.27	*	OLE MISS	NR/NR	58-54	W
M.2	*	at Tennessee	NR/2	60-63	L
M.5	*	at South Carolina	NR/NR	71-63	W
M.9	*	FLORIDA	NR/NR	75-70	W

SEC Tournament (Atlanta, Ga.)

M.15	3	vs. Georgia	NR/NR	56-60	L
------	---	-------------	-------	-------	---

NCAA First/Second Rounds (Anaheim, Calif.)

M.20	4	vs. Marquette	NR/25	66-74	L
------	---	---------------	-------	-------	---

2129-2029

- 12k Sports College Hoops Classic (Lexington, Ky.)
- Freedom Hall (Louisville, Ky.)
- Alexander Memorial Coliseum- Ga. Tech (Atlanta)
- Honda Center (Anaheim, Calif.)

LEADING SCORERS

Joe Crawford	(6-5, Sr.)	17.9
Patrick Patterson	(6-8, Fr.)	16.4
Ramel Bradley	(6-2, Sr.)	15.9
Jodie Meeks	(6-4, So.)	8.8
Perry Stevenson	(6-9, So.)	5.9

2008-09 (22-14, 8-8 SEC)

Coach: Billy Gillispie

N.14		VMI	NR/NR	103-111	L
N.18		at North Carolina	NR/1	58-77	L
N.22	1	DELAWARE ST.	NR/NR	71-42	W
N.24	1	LONGWOOD	NR/NR	91-57	W
N.28	2	vs. Kansas State	NR/NR	74-72	W
N.29	2	vs. WEST VIRGINIA	NR/NR	54-43	W
D.3		LAMAR	NR/NR	103-61	W
D.6		MIAMI (FLA.)	NR/21	67-73	L
D.7		MISS. VALLEY ST.	NR/NR	88-65	W
D.13		INDIANA	NR/NR	72-54	W
D.20	3	vs. Appalachian St	NR/NR	93-69	W
D.22		TENNESSEE ST.	NR/NR	102-58	W
D.27		FLA ATLANTIC	NR/NR	76-69	W
D.29		CENTRAL MICH.	NR/NR	84-52	W
J.4		at Louisville	NR/18	71-74	L
J.10	*	VANDERBILT	NR/NR	70-60	W
J.13	*	at Tennessee	NR/24	90-72	W
J.18	*	at Georgia	NR/NR	68-45	W
J.21	*	AUBURN	NR/NR	73-64	W
J.24	*	at Alabama	NR/NR	61-51	W
J.27	*	at Ole Miss	NR/NR	80-85	L
J.31	*	S. CAROLINA	NR/NR	77-78	L

F.3	*	MISSISSIPPI ST.	NR/NR	57-66	L
F.10	*	FLORIDA	NR/NR	68-65	W
F.14	*	at Arkansas	NR/NR	79-63	W
F.17	*	at Vanderbilt	NR/NR	64-77	L
F.21	*	TENNESSEE	NR/NR	77-58	W
F.25	*	at South Carolina	NR/NR	59-77	L
F.28	*	LSU	NR/18	70-73	L
M.4	*	GEORGIA	NR/NR	85-90	L
M.7	*	at Florida	NR/NR	53-60	L

SEC Tournament (Tampa, Fla.)

M.12	4	vs. Ole Miss	NR/NR	71-58	W
M.13	4	vs. LSU	NR/20	58-67	L

NIT

M.17	5	UNLV	NR/NR	70-60	W
M.23	6	at Creighton	NR/NR	65-63	W
M.25	7	at Notre Dame	NR/NR	67-77	L

2669-2386

- Las Vegas Invitational (Lexington, Ky.)
- Las Vegas Invitational (Orleans Arena, Las Vegas, Nev.)
- Freedom Hall (Louisville)
- St. Pete Times Forum (Tampa, Fla.)
- Memorial Coliseum (Lexington, Ky.)
- Qwest Center (Omaha, Neb.)
- Joyce Center (South Bend, Ind.)

LEADING SCORERS

Jodie Meeks	(6-4, Jr., G)	23.7
Patrick Patterson	(6-9, So., F)	17.9
Perry Stevenson	(6-9, Jr., F)	7.8
Ramon Harris	(6-7, Jr., G)	5.5
Darius Miller	(6-7, Fr., G)	5.3

JOHN CALIPARI ERA (2010-PRES.)

2009-10 (35-3, 14-2 SEC)

SEC Champions, SEC East Champions, SEC Tournament Champions
 Ranked 2nd AP, 5th USA Today/ESPN
 Coach: John Calipari

N.13		MOREHEAD STATE	4/NR	75-59	W
N.16		MIAMI (OHIO)	4/NR	72-70	W
N.19	1	SAM HOUSTON ST.	4/nr	102-92	W
n.21	1	RIDER	4/nr	92-63	W
N.24	2	vs. Cleveland St.	5/NR	73-49	W
N.25	2	vs. Stanford	5/NR	73-65	W
N.30	3	vs. UNC Asheville	5/NR	94-57	W
D.5		NORTH CAROLINA	5/10	68-66	W
d.9	4	at Connecticut	4/14	64-61	W
D.12		at Indiana	4/NR	90-73	W
D.19		AUSTIN PEAY	3/NR	90-69	W
D.21		DREXEL	3/NR	88-44	W
D.23		LONG BEACH ST.	3/NR	86-73	W
D.29		HARTFORD	3/NR	104-61	W
J.2		LOUISVILLE	3/NR	71-62	W
J.9	*	GEORGIA	3/NR	76-68	W
J.12	*	at Florida	2/NR	89-77	W
J.16	*	at Auburn	2/NR	72-67	W
J.23	*	ARKANSAS	2/NR	101-70	W
J.26	*	at South Carolina	1/NR	62-68	L
J.30	*	VANDERBILT	1/21	85-72	W
F.2	*	OLE MISS	4/25	85-75	W
F.6	*	at LSU	4/NR	81-55	W
F.9	*	ALABAMA	3/NR	66-55	W
F.13	*	TENNESSEE	3/12	73-62	W
F.16	*	at Mississippi St.	3/NR	81-75	W
F.20	*	at Vanderbilt	2/17	58-56	W
F.25	*	SOUTH CAROLINA	2/NR	82-61	W
F.27	*	at Tennessee	2/19	65-74	L
M.3	*	at Georgia	3/NR	80-69	W
M.7	*	FLORIDA	3/NR	74-66	W

SEC Tournament (Nashville, Tenn.)

M.12	5	vs. Alabama	2/NR	73-67	W
M.13	5	vs. Tennessee	2/15	74-45	W
M.14	5	vs. Mississippi St.	2/NR	75-74	W

NCAA First/Second Rounds. (New Orleans)

M.18	6	vs. East Tenn. St.	2/NR	100-71	W
M.20	6	vs. Wake Forest	2/NR	90-60	W

NCAA East Regional (Syracuse, N.Y.)

M.25	7	vs. Cornell	2/NR	62-45	W
M.27	7	vs. West Virginia	2/6	66-73	L

3012-2468

- Cancun Challenge (Rupp Arena, Lexington, Ky.)
- Cancun Challenge (Moon Palace Resort, Cancun, Mexico)
- Freedom Hall (Louisville, Ky.)
- SEC/Big East Challenge (Madison Square Garden, New York)
- Bridgestone Arena, Nashville, Tenn.
- New Orleans Arena, New Orleans
- Carrier Dome, Syracuse, N.Y.

LEADING SCORERS

John Wall	(6-4, Fr.)	16.6
DeMarcus Cousins	(6-11, Fr.)	15.1

Patrick Patterson	(6-9, Jr.)	14.3
Eric Bledsoe	(6-1, Fr.)	11.3
Darius Miller	(6-7, So.)	6.5

2010 Canada Exhibition Tour (Not counted in win-loss record)

Aug.15	Windsor	95-62	W
Aug.16	Western Ontario		

J.11 *	at Auburn	2/NR	68-53	W
J.14 *	at Tennessee	2/NR	65-62	W
J.17 *	ARKANSAS	2/NR	86-63	W
J.21 *	ALABAMA	2/NR	77-71	W
J.24 *	at Georgia	1/NR	57-44	W
J.28 *	at LSU	1/NR	74-50	W
J.31 *	TENNESSEE	1/NR	69-44	W
F.4 *	at South Carolina	1/NR	86-52	W
F.7 *	FLORIDA	1/8	78-58	W
F.11 *	at Vanderbilt	1/NR	69-63	W
F.18 *	OLE MISS	1/NR	77-62	W
F.21 *	at Mississippi St.	1/NR	73-64	W
F.25 *	VANDERBILT	1/NR	83-74	W
M.1 *	GEORGIA	1/NR	79-49	W
M.4 *	at Florida	1/16	74-59	W

SEC Tournament (New Orleans)

M.9	4	LSU	1/NR	60-51	W
M.10	4	Florida	1/22	74-71	W
M.11	4	Vanderbilt	1/NR	71-64	L

NCAA First/Second Rounds (Louisville, Ky.)

M.15	5	Western Kentucky	1/NR	81-66	W
M.17	5	Iowa State	1/NR	87-71	W

NCAA East Regional (Atlanta)

M.23	6	Indiana	1/16	102-90	W
M.25	6	Baylor	1/9	82-70	W

NCAA Final Four (New Orleans)

M.31	7	Louisville	1/17	69-61	W
A.2	7	Kansas	1/6	67-59	W

3095-2423

- 1 Champions Classic (Madison Square Garden, N.Y.)
- 2 Hall of Fame Tip-off (Mohegan Sun, Uncasville, Conn.)
- 3 Freedom Hall (Louisville, Ky.)
- 4 Superdome (New Orleans)
- 5 KFC Yum! Center (Louisville, Ky.)
- 6 Georgia Dome (Atlanta)
- 7 Superdome (New Orleans)

LEADING SCORERS

Anthony Davis (6-10 Fr. F)	14.2
Doron Lamb (6-4 So. G)	13.7
Terrence Jones (6-9, So. F)	12.3
Michael Kidd-Gilchrist (6-7, Fr. F)	11.9
Marquis Teague (6-2, Fr. G)	10.0

2012-13 (21-12, 12-6 SEC)

Coach: John Calipari

N.9	1	vs. Maryland	3/NR	72-69	W
N.13	2	vs. Duke	3/9	75-68	L
N.16	3	LAFAYETTE	3/NR	101-49	W
N.21	3	MOREHEAD STATE	8/NR	81-70	W
N.23	3	LIU-BROOKLYN	8/NR	104-75	W
N.29	4	at Notre Dame	8/NR	64-50	L
D.1	BAYLOR	8/NR	64-55	L	
D.4	SAMFORD	NR/NR	88-56	W	
D.8	PORTLAND	NR/NR	74-46	W	
D.15	LIPSCOMB	NR/NR	88-50	W	
D.22	MARSHALL	NR/NR	82-54	W	
D.29	at Louisville	NR/4	80-77	L	
J.2	EASTERN MICHIGAN	NR/NR	90-38	W	
J.10	* at Vanderbilt	NR/NR	60-58	W	
J.12	* TEXAS A&M	NR/NR	83-71	L	
J.15	* TENNESSEE	NR/NR	75-65	W	
J.19	* at Auburn	NR/NR	75-53	W	
J.22	* at Alabama	NR/NR	59-55	L	
J.26	* LSU	NR/NR	75-70	W	
J.29	* at Ole Miss	NR/16	87-74	W	
F.2	* at Texas A&M	NR/NR	72-68	W	
F.5	* SOUTH CAROLINA	NR/NR	77-55	W	
F.9	* AUBURN	NR/NR	72-62	W	
F.12	* at Florida	25/7	69-52	L	
F.16	* at Tennessee	25/NR	88-58	L	
F.20	* VANDERBILT	NR/NR	74-70	W	
F.23	* MISSOURI	NR/NR	90-83	W	
F.27	* MISSISSIPPI STATE	NR/NR	85-55	W	
M.2	* at Arkansas	NR/NR	73-60	L	
M.7	* at Georgia	NR/NR	72-62	L	
M.9	* FLORIDA	NR/11	61-57	W	

SEC Tournament (Nashville)

M.15	5	Vanderbilt	NR/NR	64-48	L
------	---	------------	-------	-------	---

NIT First Round (Moon Township, Pa.)

M.19	6	Robert Morris	NR/NR	59-57	L
------	---	---------------	-------	-------	---

2396-2127

- 1 Barclays Center Classic (Barclay's Center, Brooklyn)
- 2 Champions Classic (Georgia Dome, Atlanta)
- 3 Barclay's Center Classic (Rupp Arena)
- 4 SEC/Big East Challenge (South Bend, Ind.)
- 5 Bridgestone Arena, Nashville, Tenn.
- 6 SeWall Center, Moon Township, Pa.

LEADING SCORERS

Archie Goodwin (6-4.5 Fr. G)	14.1
Alex Poythress (6-7 Fr. F)	11.2

Nerlens Noel (6-10 Fr. F)	10.5
Kyle Wiltjer (6-10 So. F)	10.2
Ryan Harrow (6-2 So. G)	9.9

2013-14 (29-11, 12-6 SEC)

National Runner-Up
Ranked 18th AP, 2nd Coaches

Coach: John Calipari

N.8	UNC ASHEVILLE	1/NR	89-57	W	
N.10	NORTHERN KY.	1/NR	93-63	W	
N.12	1	vs. Michigan State	1/2	78-74	L
N.17	2	ROBERT MORRIS	1/NR	87-49	W
N.19	2	UT-ARLINGTON	4/NR	105-76	W
N.25	2	CLEVELAND STATE	3/NR	68-61	W
N.27	2	EASTERN MICHIGAN	3/NR	81-63	W
D.1	3	vs. Providence	3/NR	79-65	W
D.6	4	vs. Baylor	3/20	67-62	L
D.10	BOISE STATE	11/NR	70-55	W	
D.14	at North Carolina	11/18	82-77	L	
D.21	BELMONT	19/NR	93-80	W	
D.28	LOUISVILLE	19/6	73-66	W	
J.8	* MISSISSIPPI STATE	14/NR	85-63	W	
J.11	* at Vanderbilt	14/NR	71-62	W	
J.14	* at Arkansas	13/NR	87-85	L	
J.18	* TENNESSEE	13/NR	74-66	W	
J.21	* TEXAS A&M	14/NR	68-51	W	
J.25	* GEORGIA	14/NR	79-54	W	
J.28	* at LSU	11/NR	87-82	L	
F.1	* at Missouri	11/NR	84-79	W	
F.4	* OLE MISS	18/NR	80-64	W	
F.8	* at Mississippi St.	18/NR	69-59	W	
F.12	* at Auburn	14/NR	64-56	W	
F.15	* FLORIDA	14/3	69-59	L	
F.18	* at Ole Miss	18/NR	84-70	W	
F.22	* LSU	18/NR	77-76	W	
F.27	* ARKANSAS	17/NR	71-67	L	
M.1	* at South Carolina	17/NR	72-67	L	
M.4	* ALABAMA	25/NR	55-48	W	
M.8	* at Florida	25/1	84-65	L	

SEC Tournament (Atlanta)

M.14	5	vs. LSU	RV/NR	85-67	W
M.15	5	vs. Georgia	RV/NR	70-58	W
M.16	5	vs. Florida	RV/1	61-60	L

NCAA Second/Third Rounds (St. Louis)

M.21	6	vs. Kansas State	RV/NR	56-49	W
M.23	6	vs. Wichita State	RV/2	78-76	W

NCAA Regional Round (Indianapolis)

M.28	7	vs. Louisville	RV/5	74-69	W
M.30	7	vs. Michigan	RV/7	75-72	W

NCAA Final Four (Arlington, Texas)

A.5	8	vs. Wisconsin	RV/12	74-73	W
A.7	8	vs. Connecticut	RV/18	60-54	L

2992-2665

- 1 Champions Classic (United Center, Chicago)
- 2 Keightley Classic (Rupp Arena, Lexington, Ky.)
- 3 Barclays Center (Brooklyn, N.Y.)
- 4 Big 12/SEC Challenge (AT&T Stadium, Arlington, Texas)
- 5 Georgia Dome, Atlanta
- 6 Scottrade Center, St. Louis
- 7 Lucas Oil Stadium, Indianapolis
- 8 AT&T Stadium, Arlington, Texas

LEADING SCORERS

Julius Randle (6-9 Fr. F)	15.0
James Young (6-7 Fr. G)	14.3
Aaron Harrison (6-6, Fr. G)	13.7
Andrew Harrison (6-6, Fr. G)	10.9
Willie Cauley-Stein (7-0, So. F)	6.8

2014 Big Blue Bahamas (Not counted in win-loss record)

Aug. 10	Puerto Rico Reserves	74-49	W
Aug. 11	Chalons-Reims	81-58	W
Aug. 12	Puerto Rico Reserves	93-57	W
Aug. 15	Dominican Republic	84-71	W
Aug. 16	Chalons-Reims	77-72	W
Aug. 17	Dominican Republic	63-62	L

2014-15 (38-1, 18-0 SEC)

NCAA Final Four, SEC Champions, SEC Tournament Champions

Ranked 1st AP, 3rd Coaches

Coach: John Calipari

N.14	1	GRAND CANYON	1/NR	85-45	W
N.16	1	BUFFALO	1/NR	71-52	W
N.18	2	vs. Kansas	1/5	72-40	W
N.21	BOSTON	1/NR	89-65	W	
N.23	1	MONTANA STATE	1/NR	86-28	W
N.25	1	UT ARLINGTON	1/NR	92-44	W
N.30	1	PROVIDENCE	1/RV	58-38	W
D.5	3	TEXAS	1/6	63-51	W
D.7	EASTERN KY.	1/NR	82-49	W	
D.10	COLUMBIA	1/NR	56-46	W	
D.13	N. CAROLINA	1/21	84-70	W	

D.20	4	vs. UCLA	1/NR	83-44	W
D.27	at Louisville	1/4	58-50	W	
J.6	* OLE MISS	1/NR	89-86	W	
J.10	* at Texas A&M	1/NR	70-64	W	
J.13	* MISSOURI	1/NR	86-37	W	
J.17	* at Alabama	1/NR	70-48	W	
J.20	* VANDERBILT	1/NR	65-57	W	
J.24	* at South Carolina	1/NR	58-43	W	
J.29	* at Missouri	1/NR	69-53	W	
J.31	* ALABAMA	1/NR	70-55	W	
F.3	* GEORGIA	1/NR	69-58	W	
F.7	* at Florida	1/NR	68-61	W	
F.10	* at LSU	1/NR	71-69	W	
F.14	* S. CAROLINA	1/NR	77-43	W	
F.17	* at Tennessee	1/NR	66-48	W	
F.21	* AUBURN	1/NR	110-75	W	
F.25	* at Mississippi St.	1/NR	74-56	W	
F.28	* ARKANSAS	1/NR	84-67	W	
M.3	* at Georgia	1/NR	72-64	W	
M.7	* FLORIDA	1/NR	67-50	W	

SEC Tournament (Nashville, Tenn.)

M.13	5	vs. Florida	1/NR	64-49	W
M.14	5	vs. Auburn	1/NR	91-67	W
M.15	5	vs. Arkansas	1/21	78-63	W

NCAA Second/Third Rounds (Louisville, Ky.)

M.19	6	vs. Hampton	1/NR	79-56	W
M.21	6	vs. Cincinnati	1/NR	64-51	W

NCAA Regional Round (Cleveland)

M.26	7	vs. West Virginia	1/20	78-39	W
M.28	7	vs. Notre Dame	1/8	68-66	W

NCAA Final Four (Indianapolis)

A.4	8	vs. Wisconsin	1/3	71-64	L
-----	---	---------------	-----	-------	---

2900-2118

- 1 Cawood Ledford Classic (Rupp Arena, Lexington, Ky.)
- 2 Champions Classic (Bankers Life Fieldhouse, Indianapolis)
- 3 SEC/Big 12 Challenge (Rupp Arena, Ky.)
- 4 CBS Sports Classic (United Center, Chicago)
- 5 Bridgestone Arena, Nashville, Tenn.
- 6 KFC Yum! Center, Louisville, Ky.
- 7 Quicken Loans Arena, Cleveland
- 8 Lucas Oil Stadium, Indianapolis

LEADING SCORERS

Aaron Harrison (6-6 So. G)	11.0
Karl-Anthony Towns (6-11 Fr. F)	10.3
Devin Booker (6-6, Fr. G)	10.0
Andrew Harrison (6-6, So. G)	9.3
Willie Cauley-Stein (7-0, Jr. F)	8.9

2015-16 (27-9, 13-5 SEC)

SEC Champions, SEC Tournament Champions
Ranked 10th AP, 16th Coaches

Coach: John Calipari

N.13	ALBANY	2/NR	78-65	W	
N.14	NIIT	2/NR	87-57	W	
N.17	1	vs. Duke	2/5	74-63	W
N.20	WRIGHT STATE	2/NR	78-63	W	
N.24	BOSTON U.	1/NR	82-62	W	
N.27	2	vs. USF	1/NR	84-63	W
N.30	ILLINOIS STATE	1/NR	75-63	W	
D.3	at UCLA	1/NR	87-77	L	
D.9	EASTERN KY.	5/NR	88-67	W	
D.12	ARIZONA St.	5/NR	72-58	W	
D.19	3	vs. Ohio State	4/NR	74-67	L
D.26	LOUISVILLE	12/16	75-73	W	
J.2	* OLE MISS	10/NR	83-61	W	
J.5	* at LSU	9/NR	85-67	L	
J.9	* at Alabama	9/NR	77-61	W	
J.12	* MISSISSIPPI St.	14/NR	80-74	W	
J.16	* at Auburn	14/NR	75-70	L	
J.21	* at Arkansas	23/NR	80-66	W	
J.23	* VANDERBILT	23/NR	76-57	W	
J.27	* MISSOURI	20/NR	88-54	W	
J.30	4	at Kansas	20/4	90-84	L
F.2	* at Tennessee	20/NR	84-77	L	
F.6	* FLORIDA	20/RV	80-61	W	
F.9	* GEORGIA	22/NR	82-48	W	
F.13	* at S. Carolina	22/RV	89-62	W	
F.18	* TENNESSEE	14/NR	80-70	W	
F.20	* at Texas A&M	14/RV	79-77	L	
F.23	* ALABAMA	16/NR	78-53	W	
F.27	* at Vanderbilt	16/NR	74-62	L	
M.1	* at Florida	22/NR	88-79	W	
M.5	* LSU	22/NR	94-77	W	

SEC Tournament (Nashville, Tenn.)

M.11	5	vs. Alabama	16/NR	85-59	W
M.12	5	vs. Georgia	16/NR	93-80	W
M.13	5	vs. Texas A&M	16/17	82-77	W

NCAA First/Second Rounds (Des Moines, Iowa)

M.17	6	vs. Stony Brook	10/NR	85-57	W
M.19	6	vs. Indiana	10/14	73-67	L

2861-2451

SERIES RECORDS VS. OPPONENTS

SCHOOL	W	L	LAST TIME	DATE
Advent Memorial	0	1	L, 41-27	1/18/1909
Air Force	1	0	W, 78-58	12/17/1965
Akron	2	0	W, 83-64	11/28/1981
Alabama	108	37	W, 85-59	3/11/2016
Alaska-Anchorage	5	0	W, 62-42	12/27/1999
Albany	1	0	W, 78-65	11/13/2015
Alcorn State	1	0	W, 94-63	1/2/2003
Alumni	4	0	W, 62-25	12/7/1940
American	1	0	W, 75-52	12/23/1997
Appalachian State	1	0	W, 93-69	12/20/2008
Arizona	2	3	L, 63-51	11/26/1999
Arizona State	4	0	W, 72-58	12/12/2015
Arkansas	28	11	W, 80-66	1/21/2016
Arkansas-Little Rock	1	0	W, 73-51	1/3/2012
Arkansas State	1	0	W, 75-6	1/8/1945
Army	1	0	W, 80-65	12/21/1968
Ashland YMCA	2	0	W, 30-19	1/20/1914
Auburn	91	18	L, 75-70	1/16/2016
Austin Peay	5	0	W, 90-69	12/19/2009
Ball State	1	0	W, 73-53	11/23/2004
Baylor	7	2	L, 67-62	12/6/2013
Belmont	1	0	W, 93-80	12/21/2013
Berea	11	0	W, 56-32	12/4/1944
Bethany	1	0	W, 24-11	2/4/1911
Boise State	1	0	W, 70-55	12/10/2013
Boston University	5	0	W, 82-62	11/24/2015
Bowling Green	2	1	L, 56-54	12/16/1988
Bradley	3	0	W, 79-58	11/30/1979
BYU	3	0	W, 93-68	3/17/1984
Buffalo	1	0	W, 71-52	11/16/2014
Butler	4	0	W, 90-53	11/27/1982
California	2	0	W, 89-71	11/28/1988
Campbell	1	0	W, 82-50	12/29/2004
Canisius	2	0	W, 81-54	12/10/1997
Carnegie Tech	2	0	W, 61-14	12/28/1943
Centenary	3	1	W, 70-18	12/27/1940
Central	7	9	W, 52-10	2/1/1912
Central Arkansas	1	0	W, 67-40	11/06/2007
Central Florida	1	0	W, 59-57	1/3/2006
Central Michigan	2	0	W, 84-52	12/29/2008
Centre	18	10	W, 47-11	2/13/1929
CCNY	0	1	L, 89-50	3/14/1950
Chaminade	1	0	W, 89-57	11/26/1985

SCHOOL	W	L	LAST TIME	DATE
Charlotte	2	0	W, 84-81	12/19/1987
Chattanooga	12	0	W, 87-62	12/17/2011
Chicago	2	0	W, 42-16	1/2/1935
Christ Church	0	4	L, 30-19	3/1/1913
Cincinnati	28	10	W, 64-51	3/21/2015
Cincinnati YMCA	0	2	L, 38-9	1/27/1906
Clemson	12	4	W, 76-61	11/29/1997
Cleveland State	2	0	W, 68-61	11/25/2013
C. of Charleston	2	0	W, 77-61	11/28/2006
Colorado	1	0	W, 64-52	11/26/1998
Columbia	2	0	W, 56-46	12/10/2014
Connecticut	1	4	L, 60-54	4/7/2014
Coppin State	2	0	W, 91-61	12/28/2010
Cornell	1	1	W, 62-45	3/25/2010
Creighton	8	4	W, 65-63	3/23/2009
Cumberland	4	1	W, 37-21	1/15/1921
Dartmouth	3	1	W, 102-77	12/21/1973
Davidson	1	0	W, 75-55	3/14/1986
Dayton	3	2	L, 68-66	11/29/1999
Delaware State	1	0	W, 71-42	11/22/2008
DePaul	18	3	W, 87-81	11/20/2006
DePauw	1	3	W, 38-35	2/4/1944
Detroit Mercy	1	1	W, 83-46	12/7/1982
Drexel	1	0	W, 88-44	12/21/2009
Duke	12	9	W, 74-63	11/17/2015
Duquesne	1	0	W, 55-42	12/17/1982
Eastern Kentucky	12	0	W, 88-67	12/9/2015
Eastern Michigan	2	0	W, 81-63	11/27/2013
East Carolina	1	0	W, 86-52	12/20/1985
East Tennessee St.	4	0	W, 88-65	11/12/2010
Florida	99	37	W, 88-79	3/1/2016
Florida A&M	1	0	W, 96-76	3/19/2004
Florida Atlantic	1	0	W, 76-69	12/27/2008
Florida International	1	0	W, 92-49	12/31/2007
Florida State	6	2	W, 106-81	3/27/1993
Fort Benning	1	0	W, 81-25	1/7/1946
Fort Knox	7	0	W, 80-41	12/1/1947
Furman	1	0	W, 104-73	12/19/1989
Gardner-Webb	0	1	L, 68-84	11/07/2007
George Washington	1	0	W, 70-55	11/24/1997
Georgetown (Ky.)	35	15	W, 39-19	12/2/1938
Georgetown	0	2	L, 53-40	3/31/1984
Georgia	121	26	W, 93-80	2/9/2016

SCHOOL	W	L	LAST TIME	DATE
Georgia State	2	0	W, 73-46	12/6/2005
Georgia Tech	56	15	L, 86-84	12/9/2000
Gonzaga	1	0	W, 80-72	11/27/2002
Grand Canyon	1	0	W, 84-45	11/14/2004
Great Lakes	0	2	L, 53-39	3/6/1943
Hampton	1	0	W, 79-56	3/19/2015
Hardin-Simmons	1	0	W, 83-55	12/1/1965
Hartford	1	0	W, 104-61	12/29/2009
Hawaii	2	0	W, 86-59	11/28/1987
High Point	3	0	W, 75-55	11/29/2005
Holy Cross	3	0	W, 72-68	3/15/2001
Houston	3	1	L, 69-83	12/18/2007
Idaho	2	0	W, 91-35	12/17/1955
Illinois	11	4	W, 54-51	3/17/1984
Illinois State	1	0	W, 75-63	11/30/2015
Indiana	32	25	L, 73-67	3/19/2016
Indiana Central	4	0	W, 94-61	12/3/1949
Iona	6	0	W, 73-67	12/23/2005
Iowa	5	3	L, 67-63	11/21/2005
Iowa State	3	0	W, 87-71	3/17/2012
IUPUI	1	0	W, 95-64	3/21/2003
Jacksonville	1	1	W, 107-91	12/18/1981
Jacksonville State	1	0	W, 91-48	11/21/2000
Kansas	22	7	L, 90-84 ^{OT}	11/18/2014
Kansas State	9	0	W, 56-49	3/21/2014
Kent St.	1	0	W, 82-68	11/28/2001
Kentucky State	1	0	W, 118-63	12/15/2001
*Ky. Wesleyan	8	2	W, 57-18	12/10/1938
Lafayette	1	0	W, 101-49	11/16/2012
Lamar	3	0	W, 86-64	12/28/2011
LaSalle	3	0	W, 109-77	12/2/1978
Lexington High	1	1	L, 36-29	1/13/1911
Lexington YMCA	2	5	L, 27-25	1/24/1913
Liberty	2	0	W, 80-54	11/21/2007
Lipscomb	2	0	W, 88-50	12/15/2012
Long Beach State	1	0	W, 86-73	12/23/2009
LIU-Brooklyn	3	1	W, 104-75	11/23/2012
Longwood	1	0	W, 91-57	11/24/2008
Louisiana-Lafayette	0	1	L, 116-113 ^{OT}	3/5/2016
LSU	87	26	W, 94-77	3/5/2016
Louisville	34	15	W, 75-73	12/26/2015
Louisville Coliseum	1	1	L, 30-18	2/22/1908
Louisville YMCA	1	0	W, 30-21	1/17/1914



Kentucky and Florida will now meet twice a year as a part of the new SEC scheduling format.

SERIES RECORDS VS. OPPONENTS



UK has played Tennessee more than any other school in program history.

SCHOOL	W	L	LAST TIME	DATE
Louisville YMHA	1	0	W, 59-12	1/31/1914
Loyola (Ill.)	4	3	L, 100-91	3/14/1964
Loyola (La.)	1	0	W, 86-64	12/30/1963
Loyola (Md.)	1	0	W, 87-63	12/22/2011
Maine	1	0	W, 100-54	12/30/1980
Marietta	2	2	L, 27-23	3/4/1916
Marist	1	0	W, 108-58	11/11/2011
Marquette	7	7	L, 66-74	3/20/2008
Marshall	12	0	W, 82-54	12/22/2012
Maryland	8	5	W, 72-69	11/9/2012
Maryville	5	0	W, 53-14	12/13/1940
Massachusetts	5	1	W, 82-68	12/22/2006
Memphis	0	1	L, 80-63	11/22/2006
Mercer	2	1	W, 82-51	11/19/1998
Mexico	3	0	W, 56-26	1/24/1942
Mexico YMCA	1	0	W, 25-14	1/8/1924
Miami (Fla.)	3	1	L, 67-73	12/6/2008
Miami (Ohio)	22	4	W, 72-70	11/16/2009
Michigan	5	2	W, 75-72	3/30/2014
Michigan State	12	11	L, 78-74	11/12/2013
Middle Tennessee	0	1	L, 50-44	3/11/1982
Minnesota	4	1	W, 78-69	3/29/1997
Mississippi State	93	20	W, 80-74	1/12/2016
Miss. Valley State	3	0	W, 85-60	12/18/2010
Missouri	9	0	W, 88-54	1/27/2016
Montana	1	0	W, 81-69	3/13/1997
Montana State	1	0	W, 86-28	11/23/2014
Moore's Hill	1	0	W, 32-11	2/14/1906
Morehead St.	10	0	W, 81-70	11/21/2012
Mount St. Mary's	1	0	W, 113-67	3/16/1995
Navy	3	1	W, 80-69	1/25/1987
Nebraska	2	1	W, 85-60	12/15/1972
New Albany YMCA	0	1	L, 29-12	2/12/1906
New Mexico State	1	0	W, 82-60	3/12/1999
New York U.	0	2	L, 41-28	1/8/1936
Niagara	1	0	W, 67-61	3/13/1976
NIJT	1	0	W, 87-57	11/14/2015
North Carolina	14	23	W, 84-70	12/13/2014
UNC-Asheville	4	0	W, 89-57	11/8/2013
N.C. State	3	1	L, 54-51	2/2/1986
Northern Colorado	1	0	W, 106-73	12/1/1959
Northern Kentucky	1	0	W, 93-63	11/10/2013
Northwestern	7	1	L, 89-77	12/1/1975
Northwestern State	1	1	L, 85-82	12/7/1988
Notre Dame	43	19	W, 68-66	3/28/2015
Oglethorpe	1	0	W, 81-12	12/13/1934
Ohio	14	1	W, 71-63	12/30/2005
Ohio State	11	9	L, 74-67	12/19/2015
Ohio Wesleyan	0	1	L, 37-19	2/9/1911
Oklahoma	3	0	W, 76-64	11/22/2010
Oklahoma State	3	1	W, 90-65	12/21/1974
Old Dominion	2	0	W, 62-52	11/20/2011
Ole Miss	104	13	W, 83-61	1/2/2016

SCHOOL	W	L	LAST TIME	DATE
Oregon	1	0	W, 95-68	12/16/1972
Oregon State	3	0	W, 82-74	12/20/1975
Otterbien	0	1	L, 41-27	2/10/1911
Pennsylvania	5	0	W, 86-62	1/3/2011
Penn State	3	1	W, 85-47	11/19/2011
Pepperdine	1	0	W, 88-56	12/21/1985
Phillips Oilers	0	1	L, 53-49	3/31/1948
Pittsburgh	4	2	L, 68-56	11/27/1998
Portland	4	0	W, 74-46	12/8/2012
Portland State	1	0	W, 114-88	12/16/1977
Princeton	3	1	W, 59-57	3/17/2011
Providence	3	0	W, 58-38	11/30/2014
Purdue	6	2	W, 89-75	12/3/1997
Radford	1	0	W, 88-40	11/23/2011
Rhode Island	1	0	W, 46-45	3/20/1946
Rider	3	0	W, 92-63	11/21/2009
Robert Morris	2	1	W, 87-49	11/17/2013
Rose Polytechnic	1	1	W, 33-12	1/30/1917
Rutgers	1	0	W, 60-54	12/28/1992
Saint Louis	8	9	W, 88-61	3/15/1998
Sam Houston	1	0	W, 102-92	11/19/2009
Samford	2	0	W, 88-56	12/4/2012
San Diego	0	1	L, 72-81	12/29/2007
San Francisco	1	0	W, 110-83	12/28/1993
San Jose State	1	0	W, 110-72	3/14/1996
Santa Clara	1	0	W, 74-60	12/19/2006
Seattle	1	0	W, 84-72	3/22/1958
Seton Hall	1	1	L, 63-60	11/26/1988
Sewanee	6	0	W, 60-15	2/15/1934
South Carolina	50	11	W, 89-62	2/13/2016
South Carolina St.	1	0	W, 82-67	3/13/1998
South Dakota State	1	0	W, 71-54	11/13/2005
South Florida	1	0	W, 84-63	11/27/2015
Southern Cal	0	3	L, 80-76	3/22/2001
SMU	3	2	L, 56-54	12/4/1984
Stony Brook	2	0	W, 85-57	3/17/2016
St. Andrews	1	1	L, 50-25	2/26/1915
St. Bonaventure	1	0	W, 85-80 ^{2OT}	3/16/2000
St. John's	11	5	W, 81-59	12/1/2011
St. Joseph's	2	0	W, 102-72	3/20/1997
Stanford	3	0	W, 73-65 ^{OT}	11/25/2009
Syracuse	8	3	L, 52-50	3/18/2000
Temple	14	4	W, 56-52	12/8/1962
Tennessee	152	68	W, 80-70	2/18/2016
Tennessee-Martin	1	0	W, 124-50	11/26/1994
Tennessee State	4	0	W, 102-58	12/22/2008
Tennessee Tech	5	0	W, 69-47	12/22/2007
Texas	2	0	W, 63-51	12/05/2014
Texas A&M	6	3	W, 82-77 ^{2T}	2/20/2016
TCU	2	0	W, 124-80	1/20/1996
Texas Southern	1	0	W, 83-35	11/24/2007

SCHOOL	W	L	LAST TIME	DATE
Texas State	1	0	W, 82-36	12/10/1991
Texas Tech	4	0	W, 83-68	12/17/1994
Toledo	1	0	W, 63-54	11/27/1984
Transylvania	7	7	W, 30-24	3/3/1911
Tufts	1	0	W, 66-56	3/24/1945
Tulane	41	5	W, 76-60	12/10/2002
Tulsa	5	0	W, 87-82	3/16/2002
UAB	2	3	L, 76-79	12/15/2007
UCLA	7	5	L, 87-77	12/3/2015
UNLV	4	0	W, 70-60	3/17/2009
Utah	9	2	W, 62-52	3/25/2005
Utah State	1	0	W, 92-64	12/23/1957
UT Arlington	2	0	W, 92-44	11/25/2014
UTEP	0	1	L, 72-65	3/19/1966
Valparaiso	1	0	W, 83-68	3/14/2002
Vanderbilt	141	47	L, 74-62	2/27/2016
Vernon (Ind.)	1	0	W, 34-14	2/13/1906
Villanova	6	0	W, 67-58	3/16/2007
Virginia	6	3	L, 75-61	11/26/2002
Virginia Tech	3	1	W, 84-60	3/16/1996
VMI	5	3	L, 111-103	11/14/2008
Wabash	1	1	W, 96-24	12/28/1946
Wake Forest	5	0	W, 90-60	3/20/2010
Wash.U St. Louis	2	0	W, 69-39	2/7/1948
Washington	2	0	W, 74-67	11/23/2010
Washington & Lee	12	1	W, 94-66	12/1/1956
Washington State	1	0	W, 97-75	12/20/1974
Wayne	1	0	W, 84-64	3/16/1956
Western Carolina	2	0	W, 82-55	2/6/1997
Western Kentucky	4	2	W, 81-66	3/15/2012
Western Ontario	4	0	W, 90-18	12/10/1949
West Texas State	2	0	W, 121-67	12/4/1978
West Virginia	15	5	W, 78-39	3/26/2015
Wichita State	1	0	W, 78-76	3/23/2014
William & Mary	1	0	W, 92-47	12/22/2004
Winthrop	2	0	W, 89-52	12/22/2010
Wisconsin	4	2	L, 64-71	4/4/2015
Wis.-Green Bay	1	0	W, 74-62	12/6/1995
Wright Field	1	0	W, 61-28	1/15/1944
Wright State	4	0	W, 78-62	11/20/2015
Wyoming	2	0	W, 66-40	12/16/1983
Xavier	37	2	W, 115-77	11/30/1968
Yale	1	0	W, 79-58	12/27/1961

*-In 1918 the two teams played to a 21-21 tie.





KENTUCKY VS. D1 CONFERENCES

AMERICAN ATHLETIC CONFERENCE (4-1)
 Cincinnati 1-0
 Connecticut 0-1
 Louisville 2-0
 USF 1-0

AMERICAN EAST (9-0)
 Albany 1-0
 Boston 4-0
 Hartford 1-0
 Maine 1-0
 Stony Brook 2-0

AMERICAN SOUTH (2-0)
 Lamar 1-0
 UL Lafayette 1-0

ATLANTIC ASSOC. OF WESTERN UNIVERSITY (2-0)
 UCLA 2-0

ATLANTIC COAST (60-28)
 Clemson 1-2
 Duke 10-8
 Florida State 1-0
 Georgia Tech 6-2
 Louisville 2-0
 Maryland 7-3
 Miami (FL) 0-1
 North Carolina 23-10
 NC State 1-1
 South Carolina 1-0
 Virginia 4-1
 Wake Forest 4-0

ATLANTIC SUN (10-0)
 Campbell 1-0
 College of Charleston 1-0
 East Tennessee St. 2-0
 Jacksonville St. 1-0
 Lipscomb 2-0
 Mercer 1-0
 NJIT 1-0
 Northern Kentucky 1-0

ATLANTIC 10 (11-2)
 Dayton 0-1
 Duquesne 1-0
 George Washington 1-0
 Massachusetts 5-1
 Rutgers 1-0
 St. Bonaventure 1-0
 St. Joseph's 1-0
 Virginia Tech 1-0

BIG EAST (36-17)
 Connecticut 1-3
 DePaul 1-0
 Georgetown 0-1
 Louisville 6-3
 Marquette 0-1
 Miami (FL) 2-0
 Notre Dame 8-2
 Pittsburgh 2-0
 Providence 2-0
 Seton Hall 1-1
 St. John's 2-2
 Syracuse 4-3
 Villanova 4-0
 West Virginia 3-1

BIG 8 (34-4)
 Iowa 2-0
 Kansas 17-3
 Kansas State 7-0
 Missouri 2-0
 Nebraska 2-1
 Oklahoma 2-0
 Oklahoma State 1-0
 Texas 1-0

BIG 10 (90-57)
 Illinois 11-4
 Indiana 32-25
 Iowa 5-3
 Michigan 5-2
 Michigan State 4-7
 Minnesota 4-1

Northwestern 7-1
 Ohio State 11-9
 Penn State 1-1
 Purdue 6-2
 Wisconsin 4-2

BIG 12 (15-6)
 Baylor 1-2
 Colorado 1-0
 Iowa State 1-0
 Kansas 5-4
 Kansas State 2-0
 Missouri 2-0
 Oklahoma 1-0
 Texas 1-0
 West Virginia 1-0

BIG SKY (2-0)
 Montana 1-0
 Montana State 1-0

BIG SOUTH (12-2)
 Gardner-Webb 0-1
 High Point 3-0
 Liberty 2-0
 UNC Asheville 4-0
 Radford 1-0
 VMI 0-1
 Winthrop 2-0

BIG WEST (5-0)
 Long Beach State 1-0
 New Mexico State 1-0
 San Jose State 1-0
 UNLV 2-0

BUCKEYE INTERCOLLEGIATE (8-2)
 Cincinnati 1-2
 Marshall 2-0
 Ohio 5-0

COLONIAL ATHLETIC ASSOCIATION (9-0)
 American 1-0
 Drexel 1-0
 East Carolina 1-0
 Navy 2-0
 Old Dominion 2-0
 West Virginia 1-0
 William and Mary 1-0

CONFERENCE USA (15-8)
 Central Florida 1-0
 Cincinnati 1-0
 Houston 1-1
 Louisville 6-4
 Marquette 0-1
 Marshall 1-0
 Memphis 1-0
 Saint Louis 1-0
 Tulane 2-0
 UAB 1-2

EASTERN COLLEGIATE (4-0)
 Pittsburgh 4-0

GREAT MIDWEST (0-1)
 Marquette 0-1

GULF STAR CONFERENCE (1-0)
 Northwestern State 1-0

HORIZON (8-0)
 Butler 1-0
 Cleveland State 2-0
 Detroit Mercy 1-0
 Wisconsin-Green Bay 1-0
 Wright State 3-0

INDEPENDENT (205-73)
 Air Force 1-0
 Army 1-0
 Cincinnati 10-4
 Dayton 3-1
 DePaul 17-3
 Detroit Mercy 0-1
 Florida State 2-2
 Holy Cross 2-0
 Jacksonville 0-1

LaSalle 3-0
 Long Island 2-1
 Longwood 1-0
 Louisville 8-3
 Loyola (Ill.) 4-3
 Marquette 7-4
 Marshall 4-0
 Miami (OH) 5-4
 Michigan State 8-4
 Notre Dame 34-17
 Penn State 2-0
 Providence 2-0
 Seattle 1-0
 South Carolina 4-0
 South Dakota State 1-0
 St. John's 1-0
 St. Joseph's 1-0
 Syracuse 4-0
 Temple 14-4
 Tennessee 12-11
 Utah State 1-0
 UTEP 0-1
 Vanderbilt 5-5
 Villanova 2-0
 West Virginia 7-2
 Xavier 37-2

INDIANA COLLEGIATE (1-0)
 Butler 1-0

IVY (15-3)
 Columbia 2-0
 Cornell 1-1
 Dartmouth 3-1
 Pennsylvania 5-0
 Princeton 3-1
 Yale 1-0

KENTUCKY INTERCOLLEGIATE (1-0)
 Louisville 1-0

METRO (18-5)
 Cincinnati 5-0
 Florida State 3-0
 Georgia Tech 1-0
 Louisville 9-5

METRO ATLANTIC (10-0)
 Canisius 2-0
 Iona 4-0
 Loyola (Md.) 1-0
 Marist 1-0
 Rider 1-0
 Tulane 1-0

METROPOLITAN NEW YORK (8-3)
 St. John's 8-3

MID AMERICAN (38-2)
 Ball State 1-0
 Bowling Green 1-1
 Buffalo 1-0
 Central Michigan 2-0
 Cincinnati 3-0
 Eastern Michigan 2-0
 Kent State 1-0
 Miami (OH) 17-0
 Ohio 9-1
 Toledo 1-0

MID EASTERN (6-0)
 Coppin State 2-0
 Delaware State 1-0
 Florida A&M 1-0
 Hampton 1-0
 South Carolina State 1-0

MISSOURI VALLEY (26-13)
 Bradley 3-0
 Creighton 8-4
 Illinois State 1-0
 Oklahoma State 2-1
 Saint Louis 8-8
 Tulsa 3-0
 Wichita State 1-0

MOUNTAIN STATES (4-1)
 BYU 1-0
 Utah 2-1
 Wyoming 1-0

MOUNTAIN WEST (5-0)
 Boise State 1-0
 UNLV 1-0
 Utah 3-0

NORTHEAST (6-1)
 Long Island 1-0
 Mount St. Mary's 1-0
 Rider 2-0
 Robert Morris 2-1

OHIO ATHLETIC CONFERENCE (7-4)
 Cincinnati 7-4

OHIO VALLEY (43-1)
 Akron 2-0
 Austin Peay 5-0
 Belmont 1-0
 Eastern Kentucky 12-0
 Marshall 2-0
 Middle Tennessee 1-0
 Morehead State 10-0
 UT Martin 1-0
 Tennessee State 4-0
 Tennessee Tech 5-0
 Western Kentucky 0-1

PAC 12 (25-7)
 Arizona 2-2
 Arizona State 4-0
 Cal 2-0
 Oregon 1-0
 Oregon State 3-0
 Southern Cal 3-0
 Stanford 3-0
 UCLA 4-5
 Washington 2-0
 Washington State 1-0

PACIFIC COAST (3-0)
 Boston 1-0
 Holy Cross 1-0
 Lafayette 1-0

PACIFIC COAST (3-0)
 Idaho 2-0
 UCLA 1-0

SOUTH ATLANTIC INTERCOLLEGIATE (0-1)
 Virginia 0-1

SOUTHERN CONFERENCE (127-39)
 Alabama 1-3
 Appalachian State 1-0
 Auburn 2-0
 Chattanooga 3-0
 Clemson 11-2
 College of Charleston 1-0
 Davidson 1-0
 Duke 2-1
 East Tennessee St. 2-0
 Florida 2-0
 Furman 1-0
 Georgia 6-5
 Georgia Tech 7-2
 Marshall 3-0
 Maryland 1-2
 Mississippi St. 9-2
 Ole Miss 4-2
 North Carolina 1-3
 NC State 2-0
 Samford 2-0
 Sewanee 6-0
 South Carolina 3-1
 Tennessee 15-6
 Tulane 5-1
 Vanderbilt 9-3
 Virginia 2-1
 Virginia Tech 2-1
 VMI 5-2
 Wake Forest 1-0
 Washington & Lee 12-1
 Western Carolina 2-0
 West Virginia 3-1

SOUTHEASTERN CONFERENCE (1,079-292)

Alabama 107-34
 Arkansas 24-11
 Auburn 89-18
 Florida 97-37
 Georgia 115-21
 Georgia Tech 42-10
 LSU 87-26
 Mississippi State 84-18
 Ole Miss 100-11
 Missouri 5-0
 South Carolina 42-10
 Tennessee 125-51
 Texas A&M 4-2
 Tulane 31-4
 Vanderbilt 127-39

SOUTHLAND CONFERENCE (5-1)
 Central Arkansas 1-0
 Lamar 2-0
 Northwestern State 0-1
 Sam Houston State 1-0
 Texas State 1-0

SOUTHWEST CONFERENCE (20-3)
 Arkansas 4-0
 Baylor 5-0
 Houston 1-0
 SMU 3-2
 Texas A&M 2-1
 TCU 1-0
 Texas Tech 4-0

SOUTHWESTERN ATHLETIC CONFERENCE (5-0)
 Alcorn State 1-0
 Mississippi Valley St. 3-0
 Texas Southern 1-0

SUMMIT LEAGUE (3-0)
 IUPUI 1-0
 Valparaiso 1-0
 Wright State 1-0

SUN BELT (15-2)
 Arkansas-Little Rock 1-0
 Charlotte 2-0
 Florida Atlantic 1-0
 Florida International 1-0
 Georgia State 2-0
 Jacksonville 1-0
 UT Arlington 2-0
 UAB 1-1
 Western Kentucky 4-1

WEST COAST (10-0)
 Gonzaga 1-0
 Pepperdine 1-0
 Portland 4-0
 San Diego 1-0
 San Francisco 1-0
 Santa Clara 1-0
 UNLV 1-0

WESTERN ATHLETIC CONFERENCE (13-1)
 Arizona 1-0
 BYU 2-0
 Hawaii 2-0
 TCU 1-0
 Tulsa 2-0
 Utah 4-1
 Wyoming 1-0

SCORES VS. ALL OPPONENTS

ADVENT MEMORIAL (AM LEADS, 1-0)

Season	Score	Site
1909:	L, 41-27	at Walnut Hills, Ohio at Walnut Hills, Ohio: AM leads, 1-0

AIR FORCE (UK LEADS, 1-0)

Season	Score	Site
1966:	W, 78-58	at Lexington at Lexington: UK leads, 1-0

AKRON (UK LEADS, 2-0)

Season	Score	Site
1937:	W, 32-22	at Cincinnati
1982:	W, 83-64	at Lexington at Lexington: UK leads, 1-0 at Neutral Sites: UK leads, 1-0 at Cincinnati: UK leads, 1-0

ALABAMA (UK LEADS, 108-37)

Season	Score	Site
1923:	L, 45-35	at Lexington
1925:	L, 24-13	at Tuscaloosa, Ala.
1926:	W, 27-16	at Lexington
1929:	L, 27-26	at Lexington
1932:	W, 50-22	at Lexington
1933:	W, 35-21	at Birmingham, Ala.
1934:	W, 38-22	at Birmingham, Ala.
1935:	W, 33-26	at Birmingham, Ala.
	W, 25-16	at Lexington
1936:	W, 32-30	at Tuscaloosa, Ala.
	W, 40-34	at Lexington
1937:	W, 38-27	at Birmingham, Ala.
	L, 34-31	at Lexington
1938:	W, 57-31	at Birmingham, Ala.
	W, 28-21	at Lexington
1939:	L, 41-38	at Birmingham, Ala.
	W, 45-27	at Lexington
1940:	L, 36-32	at Birmingham, Ala.
	W, 83-64	at Lexington
1941:	W, 38-36	at Tuscaloosa, Ala.
	W, 46-38	at Lexington
	W, 39-37	at Louisville (SEC)
1942:	L, 41-35	at Tuscaloosa, Ala.
	W, 50-34	at Lexington
	W, 36-34	at Louisville (SEC)
1943:	L, 41-32	at Tuscaloosa, Ala.
	W, 67-41	at Lexington
1945:	W, 52-41	at Louisville (SEC)
1946:	W, 59-30	at Louisville (SEC)
1947:	W, 48-37	at Tuscaloosa, Ala.
	W, 63-33	at Lexington
1948:	W, 41-31	at Tuscaloosa, Ala.
	W, 63-33	at Lexington
1949:	W, 56-40	at Tuscaloosa, Ala.
	W, 74-32	at Lexington
1950:	W, 66-64	at Tuscaloosa, Ala.
	W, 77-57	at Lexington
1951:	W, 65-48	at Lexington
1952:	W, 71-67	at Tuscaloosa, Ala.
1954:	W, 68-43	at Tuscaloosa, Ala.
1955:	W, 66-52	at Lexington
1956:	L, 101-77	at Montgomery, Ala.
1957:	W, 79-60	at Lexington
1958:	W, 45-43 OT	at Montgomery, Ala.
1959:	W, 39-32	at Lexington
1960:	W, 75-55	at Montgomery, Ala.
1961:	W, 80-53	at Lexington
1962:	W, 73-65	at Tuscaloosa, Ala.
1963:	W, 80-63	at Lexington
1964:	L, 65-59	at Tuscaloosa, Ala.
1965:	L, 75-71	at Tuscaloosa, Ala.
	W, 78-72	at Lexington
1966:	W, 82-62	at Lexington
	W, 90-67	at Tuscaloosa, Ala.
1967:	L, 81-71	at Tuscaloosa, Ala.
	W, 110-78	at Lexington
1968:	W, 84-76	at Tuscaloosa, Ala.
	W, 96-83	at Lexington
1969:	W, 83-70 OT	at Tuscaloosa, Ala.
	W, 108-79	at Lexington
1970:	W, 86-71	at Lexington
	W, 98-89	at Tuscaloosa, Ala.
1971:	W, 86-73	at Tuscaloosa, Ala.
	W, 101-74	at Lexington
1972:	W, 77-74	at Lexington
	L, 73-70	at Tuscaloosa, Ala.
1973:	W, 95-93	at Tuscaloosa, Ala.
	W, 111-95	at Lexington
1974:	L, 81-77	at Tuscaloosa, Ala.
	L, 94-71	at Lexington

1975:	W, 74-69	at Lexington
	W, 84-79	at Tuscaloosa, Ala.
1976:	L, 76-63	at Tuscaloosa, Ala.
	W, 90-85	at Lexington
1977:	W, 87-85	at Tuscaloosa, Ala.
	W, 85-70	at Lexington
1978:	L, 78-62	at Tuscaloosa, Ala.
	W, 97-84	at Lexington
1979:	L, 55-52	at Tuscaloosa, Ala.
	W, 80-71	at Lexington
	W, 101-100	at Birmingham, Ala. (SEC)
1980:	L, 78-64	at Lexington
	W, 72-63	at Tuscaloosa, Ala.
1981:	L, 59-55	at Tuscaloosa, Ala.
	W, 77-62	at Lexington
1982:	W, 86-69	at Lexington
	W, 72-62	at Tuscaloosa, Ala.
	L, 48-46	at Lexington (SEC)
1983:	L, 74-67	at Tuscaloosa, Ala.
	W, 76-70	at Lexington
	L, 69-64	at Birmingham, Ala. (SEC)
1984:	W, 76-66	at Lexington
	L, 69-62	at Tuscaloosa, Ala.
	W, 48-46	at Nashville, Tenn. (SEC)
1985:	L, 60-58	at Tuscaloosa, Ala.
	W, 51-48	at Lexington
1986:	W, 76-52	at Lexington
	W, 73-71	at Tuscaloosa, Ala.
	W, 83-72	at Lexington (SEC)
	W, 68-63	at Atlanta (NCAA)
1987:	L, 69-55	at Lexington
	W, 70-69	at Tuscaloosa, Ala.
1988:	W, 63-55	at Tuscaloosa, Ala.
	W, 82-68	at Lexington
1989:	L, 76-64	at Tuscaloosa, Ala.
	L, 71-67	at Lexington
1990:	W, 82-65	at Lexington
	L, 83-58	at Tuscaloosa, Ala.
1991:	L, 88-83	at Tuscaloosa, Ala.
	W, 79-73	at Lexington
1992:	W, 107-83	at Lexington
	W, 80-54	at Birmingham, Ala. (SEC)
1993:	W, 73-59	at Tuscaloosa, Ala.
1994:	W, 82-67	at Lexington
1995:	W, 72-52	at Tuscaloosa, Ala.
1996:	W, 84-65	at Lexington
1997:	W, 75-61	at Tuscaloosa, Ala.
1998:	W, 70-67	at Louisville
	W, 82-71	at Atlanta (SEC)
1999:	L, 62-58	at Tuscaloosa, Ala.
2000:	W, 66-54	at Lexington
2001:	L, 70-60	at Tuscaloosa, Ala.
2002:	L, 64-61	at Lexington
2003:	W, 63-46	at Tuscaloosa, Ala.
2004:	W, 66-55	at Lexington
2005:	W, 78-71	at Tuscaloosa, Ala.
2006:	L, 68-64	at Lexington
	W, 68-61	at Nashville, Tenn. (SEC)
2007:	L, 72-61	at Tuscaloosa, Ala.
	W, 79-67	at Atlanta (SEC)
2008:	W, 62-52	at Lexington
2009:	W, 61-51	at Tuscaloosa, Ala.
2010:	W, 66-55	at Lexington
	W, 73-67	at Nashville, Tenn. (SEC)
2011:	L, 66-68	at Tuscaloosa, Ala.
	W, 72-58	at Atlanta (SEC)
2012:	W, 77-71	at Lexington
2013:	L, 59-55	at Tuscaloosa, Ala.
2014:	W, 55-48	at Lexington
2015:	W, 70-48	at Tuscaloosa, Ala.
	W, 70-55	at Lexington
2016:	W, 77-61	at Tuscaloosa, Ala.
	W, 78-53	at Lexington
	W, 85-59	at Nashville, Tenn. (SEC)

ALASKA-ANCHORAGE (UK LEADS, 5-0)

Season	Score	Site
1980:	W, 52-17	at Anchorage, Alaska (GAS)
1981:	W, 53-20	at Lexington (UKIT)
1988:	W, 55-8	at Lexington
1997:	W, 62-25	at Anchorage, Alaska (GAS)
2000:	W, 62-42	at Lexington

at Lexington: UK leads, 3-0

at Anchorage, Alaska: UK leads, 2-0

ALBANY (UK LEADS, 1-0)

Season	Score	Site
2016:	W, 78-65	at Lexington at Lexington: UK leads, 1-0

ALCORN STATE (UK LEADS, 1-0)

Season	Score	Site
2003:	W, 94-63	at Lexington at Lexington: UK leads, 1-0

ALUMNI (UK LEADS, 4-0)

Season	Score	Site
1931:	W, 52-17	at Lexington
1932:	W, 53-20	at Lexington
1933:	W, 55-8	at Lexington
1941:	W, 62-25	at Lexington at Lexington: UK leads, 4-0

AMERICAN (UK LEADS, 1-0)

Season	Score	Site
1998:	W, 75-52	at Lexington at Neutral Sites: UK leads, 1-0 at Louisville: UK leads, 1-0

APPALACHIAN ST. (UK LEADS, 1-0)

Season	Score	Site
2009:	W, 93-69	at Louisville at Neutral Sites: UK leads, 1-0 at Louisville: UK leads, 1-0

ARIZONA (UA LEADS, 3-2)

Season	Score	Site
1946:	W, 77-53	at New York (NIT)
1994:	W, 93-92	at Maui, Hawaii (Maui)
1997:	L, 84-79 OT	at Indianapolis (NCAA)
1998:	L, 89-74	at Maui, Hawaii (Maui)
2000:	L, 63-51	at New York (PreNIT)

at Neutral Sites: UA leads, 3-2

at Indianapolis: UA leads, 1-0

at Maui, Hawaii: Tied, 1-1

at New York: Tied, 1-1

ARIZONA STATE (UK LEADS, 4-0)

Season	Score	Site
1992:	W, 94-68	at Lexington
1995:	W, 97-73	at Birmingham, Ala. (NCAA)
2003:	W, 82-65	at Maui, Hawaii (Maui)
2016:	W, 72-58	at Lexington

at Lexington: UK leads, 2-0

at Neutral Sites: UK leads, 2-0

at Birmingham, Ala.: UK leads, 1-0

at Maui, Hawaii: UK leads, 1-0

ARKANSAS (UK LEADS, 28-11)

Season	Score	Site
1946:	W, 67-42	at Lexington
1949:	W, 76-39	at Lexington
1950:	W, 57-53	at Fayetteville, Ark.
1978:	W, 65-59	at St. Louis (NCAA)
1992:	L, 105-88	at Lexington
1993:	L, 101-94	at Fayetteville, Ark.
1994:	W, 92-81	at Lexington (SEC)
1994:	L, 90-82	at Lexington
1995:	L, 94-92	at Fayetteville, Ark.
	W, 95-93 OT	at Atlanta (SEC)
1996:	W, 88-73	at Lexington
	W, 95-75	at New Orleans (SEC)
1997:	W, 83-73	at Fayetteville, Ark.
1998:	W, 80-77 OT	at Lexington
	W, 99-74	at Atlanta (SEC)
1999:	L, 74-70	at Fayetteville, Ark.
	W, 76-63	at Atlanta (SEC)
2000:	W, 60-55	at Lexington
	L, 86-72	at Atlanta (SEC)
2001:	L, 82-78	at Fayetteville, Ark.
	W, 87-78	at Nashville, Tenn. (SEC)
2002:	W, 71-58	at Lexington
2003:	W, 66-50	at Fayetteville, Ark.
2004:	W, 73-56	at Lexington
2005:	W, 68-67	at Fayetteville, Ark.
2006:	W, 80-78	at Lexington
2007:	W, 82-74	at Fayetteville, Ark.
2008:	W, 63-58	at Lexington
2009:	W, 79-63	at Fayetteville, Ark.
2010:	W, 101-70	at Lexington
2011:	L, 76-77 OT	at Fayetteville, Ark.
2012:	W, 86-63	at Lexington
2013:	L, 73-60	at Fayetteville, Ark.
2014:	L, 87-85 OT	at Fayetteville, Ark.
	L, 71-67 OT	at Lexington

2015:	W, 84-67	at Lexington
	W, 78-63	at Nashville (SEC)
2016:	W, 80-66	at Fayetteville, Ark.

at Lexington: UK leads, 13-3

at Fayetteville, Ark.: Series Tied, 7-7

at Neutral Sites: UK leads, 8-1

at Atlanta: UK leads, 3-1

at Memphis, Tenn.: UK leads, 1-0

at Nashville, Tenn.: UK leads, 2-0

at New Orleans: UK leads, 1-0

at St. Louis: UK leads, 1-0

ARKANSAS-LITTLE ROCK (UK LEADS, 1-0)

Season	Score	Site
2012:	W, 73-51	at Louisville, Ky.

at Neutral Sites: UK leads, 1-0

at Louisville, Ky.: UK leads, 1-0

ARKANSAS STATE (UK LEADS, 1-0)

Season	Score	Site
1945:	W, 75-6	at Lexington

at Lexington: UK leads, 1-0

ARMY (UK LEADS, 1-0)

Year	Score	Site
1969:	W, 80-65	at Lexington (UKIT)

at Lexington: UK leads, 1-0

ASHLAND YMCA (UK LEADS, 2-0)

Season	Score	Site
1914:	W, 28-15	at Lexington

W, 30-19 at Ashland, Ky.

at Lexington: UK leads, 1-0

at Ashland, Ky.: UK leads, 1-0

AUBURN (UK LEADS, 91-18)

Season	Score	Site
1921:	W, 40-25	at Lexington
1926:	W, 35-26	at Lexington
1942:	W, 40-31	at Louisville (SEC)
1946:	W, 69-24	at Louisville (SEC)
1947:	W, 84-18	at Louisville (SEC)
1949:	W, 70-39	at Louisville (SEC)
1951:	W, 79-35	at Lexington
	W, 84-54	at Louisville (SEC)
1952:	W, 88-48	at Auburn, Ala.
1954:	W, 107-79	at Montgomery, Ala.
1955:	W, 93-59	at Lexington
1956:	W, 82-81	at Montgomery, Ala.
1957:	W, 103-85	at Lexington
1958:	L, 64-63	at Birmingham, Ala.
1959:	W, 75-56	at Lexington
1960:	L, 61-60	at Auburn, Ala.
1961:	W, 77-51	at Lexington
1962:	W, 63-60	at Auburn, Ala.
1963:	W, 78-59	at Lexington
1964:	W, 99-79	at Montgomery, Ala.
1965:	W, 73-67	at Lexington
	L, 88-69	at Auburn, Ala.
1966:	W, 115-78	at Lexington
	W, 77-64	at Auburn, Ala.
1967:	W, 60-58	at Lexington
	L, 62-49	at Auburn, Ala.
1968:	L, 74-73	at Auburn, Ala.
	W, 89-57	at Lexington
1969:	W, 105-93	at Lexington
	W, 90-	



SCORES VS. ALL OPPONENTS

Table with columns for Year, Score, and Site. Rows include opponents like Lexington, Auburn, Ala., Nashville, Tenn. (SEC), etc.

Table with columns for Year, Score, and Site. Rows include opponents like Neutral Sites: UK leads, 3-1; Arlington: BU leads, 1-0; Belmont (UK LEADS, 1-0); Berea (UK LEADS, 11-0); Bethany (UK LEADS, 1-0); Boise State (UK LEADS, 1-0); Boston University (UK LEADS, 5-0); Bowling Green (UK LEADS, 2-1); Bradley (UK LEADS, 3-0); BYU (UK LEADS, 3-0); Butler (UK LEADS, 4-0); California (UK LEADS, 2-0);

Table with columns for Year, Score, and Site. Rows include opponents like Campbell (UK LEADS, 1-0); Canisius (UK LEADS, 2-0); Carnegie Tech (UK LEADS, 2-0); Centenary (UK LEADS, 3-1); Central (CC LEADS, 9-7); Central Arkansas (UK LEADS, 1-0); UCF (UK LEADS, 1-0); Central Mich. (UK LEADS, 2-0); Centre (UK LEADS, 18-10);

Table with columns for Year, Score, and Site. Rows include opponents like Lexington; CCNY (CCNY LEADS, 1-0); Chamaina (UK LEADS, 1-0); Charlotte (UK LEADS, 2-0); Chattanooga (UK LEADS, 12-0); Chicago (UK LEADS, 2-0); Christ Church (CC LEADS, 4-0); Cincinnati (UK LEADS, 28-10);

SCORES VS. ALL OPPONENTS

1988:	W, 101-77	at Lexington
1991:	W, 75-71	at Cincinnati
2005:	W, 69-60	at Indianapolis (NCAA)
2015:	W, 64-51	at Louisville (NCAA)
<i>at Lexington: UK leads, 18-3</i>		
<i>at Cincinnati: UK leads, 8-7</i>		
<i>at Neutral Sites: UK leads, 2-0</i>		
<i>at Indianapolis: UK leads, 1-0</i>		
<i>at Louisville: UK leads, 1-0</i>		

CIN. YMCA (CIN. LEADS, 2-0)

Season	Score	Site
1905:	L, 43-22	at Lexington
1906:	L, 38-9	at Cincinnati
<i>at Lexington: Cin. YMCA leads, 1-0</i>		
<i>at Cincinnati: Cin. YMCA leads, 1-0</i>		

CLEMSON (UK LEADS, 12-4)

Season	Score	Site
1922:	W, 38-14	at Lexington
1923:	L, 30-13	at Lexington
1924:	W, 38-13	at Lexington
1927:	W, 33-17	at Lexington
1930:	W, 31-15	at Lexington
1931:	W, 34-20	at Clemson, S.C.
1932:	W, 33-21	at Lexington
	L, 29-26	at Clemson, S.C.
	W, 43-24	at Lexington
	W, 30-17	at Clemson, S.C.
	W, 67-18	at Lexington
1934:	W, 42-32	at Clemson, S.C.
1940:	W, 55-31	at Asheville, N.C.
1979:	L, 68-67 ^{OT}	at Lexington (NIT)
1997:	L, 79-71 ^{OT}	at Indianapolis
1998:	L, 76-61	at Phoenix
<i>at Lexington: UK leads, 7-2</i>		
<i>at Clemson, S.C.: UK leads, 3-1</i>		
<i>at Neutral Sites: CU leads, 2-1</i>		
<i>at Asheville, N.C.: UK leads, 1-0</i>		
<i>at Indianapolis: CU leads, 1-0</i>		
<i>at Phoenix: CU leads, 1-0</i>		

CLEVELAND STATE (UK LEADS, 2-0)

Season	Score	Site
2010:	W, 73-49	at Cancun, Mexico
2014:	W, 68-61	at Lexington
<i>at Lexington: UK leads, 1-0</i>		
<i>at Neutral Sites: UK leads, 1-0</i>		
<i>at Cancun, Mexico: UK leads, 1-0</i>		

COLLEGE OF CHARLESTON (UK LEADS, 2-0)

Season	Score	Site
1997:	W, 92-65	at Anchorage, Alaska
2007:	W, 77-61	at Lexington
<i>at Lexington: UK leads, 1-0</i>		
<i>at Neutral Sites: UK leads, 1-0</i>		
<i>at Anchorage, Alaska: UK leads, 1-0</i>		

COLORADO (UK LEADS, 1-0)

Season	Score	Site
1999:	W, 64-52	at Bayamone, Puerto Rico
<i>at Neutral Sites: UK leads, 1-0</i>		
<i>at Bayamone, P.R.: UK leads, 1-0</i>		

COLUMBIA (UK LEADS, 2-0)

Season	Score	Site
1948:	W, 76-53	at New York (NCAA)
2015:	W, 56-46	at Lexington
<i>at Lexington: UK leads, 1-0</i>		
<i>at Neutral Sites: UK leads, 1-0</i>		
<i>at New York: UK leads, 1-0</i>		

CONNECTICUT (UConn LEADS, 4-1)

Season	Score	Site
2006:	L, 87-83	at Philadelphia (NCAA)
2010:	W, 64-61	at New York
2011:	L, 67-84	at Maui, Hawaii (Maui)
	L, 55-56	at Houston (NCAA)
2014:	L, 60-54	at Arlington, Texas (NCAA)
<i>at Neutral Sites: UC leads, 4-1</i>		
<i>at Arlington, Texas.: UC leads, 1-0</i>		
<i>at Houston: UC leads, 1-0</i>		
<i>at Maui, Hawaii: UC leads, 1-0</i>		
<i>at New York: UK leads, 1-0</i>		
<i>at Philadelphia: UC leads, 1-0</i>		

COPPIN STATE (UK LEADS, 2-0)

Season	Score	Site
2005:	W, 77-46	at Lexington
2011:	W, 91-61	at Lexington
<i>at Lexington: UK leads, 2-0</i>		

CORNELL (TIED, 1-1)

Season	Score	Site
1967:	L, 92-77	at Lexington
2010:	W, 62-45	at Syracuse, N.Y. (NCAA)

at Lexington: CU leads, 1-0
at Neutral Sites: UK leads, 1-0
at Syracuse, N.Y.: UK leads, 1-0

CREIGHTON (UK LEADS, 8-4)

Season	Score	Site
1930:	L, 28-27	at Lexington
	W, 25-21	at Lexington
1933:	W, 32-26	at Omaha, Neb.
	L, 34-22	at Omaha, Neb.
1935:	W, 63-42	at Lexington
	W, 24-12	at Lexington
1936:	L, 31-29	at Lexington
	W, 68-38	at Lexington
1937:	W, 59-36	at Lexington
1940:	L, 54-45	at Omaha, Neb.
1948:	W, 65-23	at Omaha, Neb.
2009:	W, 65-63	at Omaha, Neb. (NIT)
<i>at Lexington: UK leads, 5-2</i>		
<i>at Omaha, Neb.: UK leads, 3-2</i>		

CUMBERLAND (UK LEADS, 4-1)

Season	Score	Site
1917:	W, 48-20	at Williamsburg, Ky.
1918:	W, 42-21	at Williamsburg, Ky.
1919:	W, 22-21	at Williamsburg, Ky.
1920:	L, 30-21	at Williamsburg, Ky.
1921:	W, 37-21	at Lexington
<i>at Lexington: UK leads, 1-0</i>		
<i>at Williamsburg, Ky.: UK leads, 3-1</i>		

DARTMOUTH (UK LEADS, 3-1)

Season	Score	Site
1942:	L, 47-28	at New Orleans (NCAA)
1963:	W, 95-49	at Lexington
1965:	W, 107-77	at Lexington
1974:	W, 102-77	at Lexington
<i>at Lexington: UK leads, 3-0</i>		
<i>at Neutral Sites: DU leads, 1-0</i>		
<i>at New Orleans: DU leads, 1-0</i>		

DAVIDSON (UK LEADS, 1-0)

Season	Score	Site
1986:	W, 75-55	at Charlotte, N.C. (NCAA)
<i>at Neutral Sites: UK leads, 1-0</i>		
<i>at Charlotte, N.C.: UK leads, 1-0</i>		

DAYTON (UK LEADS, 3-2)

Season	Score	Site
1948:	W, 70-29	at Lexington
1956:	L, 89-74	at Lexington (UKIT)
1966:	W, 86-79	at Iowa City, Iowa (NCAA)
1968:	W, 88-85	at Lexington (UKIT)
2000:	L, 68-66	at Cincinnati
<i>at Lexington: UK leads, 2-1</i>		
<i>at Neutral Sites: Tied, 1-1</i>		
<i>at Cincinnati: UD leads, 1-0</i>		
<i>at Iowa City, Iowa: UK leads, 1-0</i>		

DELAWARE STATE (UK LEADS, 1-0)

Season	Score	Site
2009:	W, 71-42	at Lexington
<i>at Lexington: UK leads, 1-0</i>		

DEPAUL (UK LEADS, 18-3)

Season	Score	Site
1943:	L, 53-44	at Chicago
1947:	W, 65-45	at Louisville
	L, 53-47	at Chicago
1948:	W, 74-50	at Louisville
	W, 68-51	at Chicago
1949:	W, 67-36	at Louisville
	W, 56-45	at Chicago
1950:	W, 49-47	at Louisville
	W, 86-53	at Chicago
1951:	W, 63-55	at Lexington
	W, 60-57	at Chicago
1952:	W, 98-60	at Lexington
	W, 63-61	at Chicago
1954:	W, 81-63	at Lexington
	W, 76-61	at Chicago
1955:	W, 92-59	at Lexington
	W, 76-72	at Chicago
1956:	W, 71-69	at Lexington
	L, 81-79	at Chicago
1971:	W, 106-85	at Lexington (UKIT)
2007:	W, 87-81	at Honolulu
<i>at Lexington: UK leads, 6-0</i>		
<i>at Chicago: UK leads, 7-3</i>		
<i>at Neutral Sites: UK leads, 5-0</i>		
<i>at Honolulu: UK leads, 1-0</i>		
<i>at Louisville: UK leads, 4-0</i>		

DEPAUW (DU LEADS, 3-1)

Season	Score	Site
1910:	L, 24-11	at Lexington

	L, 28-16	at Greencastle, Ind.
1926:	L, 38-29	at Lexington
1944:	W, 38-35	at Lexington
<i>at Lexington: DU leads, 2-1</i>		
<i>at Greencastle, Ind.: DU leads, 1-0</i>		

DETROIT MERCY (TIED, 1-1)

Season	Score	Site
1944:	L, 34-26	at Detroit
1983:	W, 83-46	at Lexington
<i>at Lexington: UK leads, 1-0</i>		
<i>at Detroit: DM leads, 1-0</i>		

DREXEL (UK LEADS, 1-0)

Season	Score	Site
2010:	W, 88-44	at Lexington
<i>at Lexington: UK leads, 1-0</i>		

DUKE (UK LEADS, 12-9)

Season	Score	Site
1930:	L, 37-32	at Atlanta (So. Con.)
1931:	W, 35-30	at Atlanta (So. Con.)
1932:	W, 37-30	at Lexington
1954:	W, 85-69	at Lexington (UKIT)
1956:	W, 81-76	at Lexington
1957:	L, 85-84	at Durham, N.C.
1958:	W, 78-74	at Lexington
1959:	W, 78-64	at Durham, N.C.
1964:	W, 81-79	at New Orleans (Sugar)
1966:	W, 83-79	at College Park, Md. (NCAA)
1970:	W, 98-76	at Lexington (UKIT)
1978:	W, 94-88	at St. Louis (NCAA)
1980:	L, 82-76 ^{OT}	at Springfield, Mass.
	L, 55-54	at Lexington (NCAA)
1989:	L, 80-55	at Springfield, Mass.
1992:	L, 104-10 ^{3OT}	at Philadelphia (NCAA)
1998:	W, 86-84	at St. Petersburg, Fla. (NCAA)
1999:	L, 71-60	at E. Rutherford, N.J.
2002:	L, 95-92 ^{OT}	at E. Rutherford, N.J.
2013:	L, 75-68	at Atlanta, Ga.
2016:	W, 74-63	at Chicago
<i>at Lexington: UK leads, 5-1</i>		
<i>at Durham, N.C.: Tied, 1-1</i>		
<i>at Neutral Sites: DU leads, 7-6</i>		
<i>at Atlanta: DU leads, 2-1</i>		
<i>at Chicago: UK leads, 1-0</i>		
<i>at College Park, Md.: UK leads, 1-0</i>		
<i>at East Rutherford, N.J.: DU leads, 2-0</i>		
<i>at New Orleans: UK leads, 1-0</i>		
<i>at Philadelphia: DU leads, 1-0</i>		
<i>at Springfield, Mass.: DU leads, 2-0</i>		
<i>at St. Louis: UK leads, 1-0</i>		
<i>at St. Petersburg, Fla.: UK leads, 1-0</i>		

DUQUESNE (UK LEADS, 1-0)

Season	Score	Site
1983:	W, 55-42	at Lexington (UKIT)
<i>at Lexington: UK leads, 1-0</i>		

EASTERN KENTUCKY (UK LEADS, 12-0)

Season	Score	Site
1959:	W, 35-10	at Lexington
1991:	W, 74-60	at Lexington
1992:	W, 85-55	at Lexington
1993:	W, 82-73	at Lexington
1994:	W, 107-78	at Lexington
1999:	W, 99-64	at Lexington
2001:	W, 94-79	at Lexington
2004:	W, 101-72	at Lexington
2005:	W, 72-64	at Indianapolis (NCAA)
2007:	W, 78-65	at Lexington
2015:	W, 82-49	at Lexington
2016:	W, 88-67	at Lexington
<i>at Lexington: UK leads, 11-0</i>		
<i>at Neutral Sites: UK leads, 1-0</i>		
<i>at Indianapolis: UK leads, 1-0</i>		

EASTERN MICHIGAN (UK LEADS, 2-0)

Season	Score	Site
2013:	W, 90-38	at Lexington
2014:	W, 81-63	at Lexington
<i>at Lexington: UK leads, 2-0</i>		

EAST CAROLINA (UK LEADS, 1-0)

Season	Score	Site
1986:	W, 86-52	at Lexington (UKIT)
<i>at Lexington: UK leads, 1-0</i>		

EAST TENNESSEE STATE (UK LEADS, 4-0)

Season	Score	Site
1981:	W, 69-54	at Lexington
1985:	W, 62-57	at Lexington
2010:	W, 100-71	at New Orleans (NCAA)
2011:	W, 88-65	at Lexington
<i>at Lexington: UK leads, 3-0</i>		
<i>at Neutral Sites: UK leads, 1-0</i>		

at New Orleans: UK leads, 1-0

FLORIDA (UK LEADS, 99-37)

Season	Score	Site
1927:	W, 44-36	at Lexington
1931:	W, 56-36	at Atlanta (So.Con.)
1933:	W, 48-24	at Atlanta (SEC)
1934:	L, 38-32	at Atlanta (SEC)
1942:	W, 42-36	at Louisville (SEC)
1945:	W, 57-35	at Louisville (SEC)
1946:	W, 69-32	at Louisville (SEC)
1948:	W, 87-31	at Louisville (SEC)
1949:	W, 73-36	at Louisville (SEC)
1951:	W, 85-37	at Lexington
1952:	W, 99-52	at Gainesville, Fla.
1954:	W, 97-55	at Gainesville, Fla.
1955:	W, 87-63	at Lexington
1956:	W, 81-70	at Gainesville, Fla.
1957:	W, 61-28	at Lexington
1958:	W, 78-56	at Gainesville, Fla.
1959:	W, 94-51	at Lexington
1960:	W, 75-62	at Gainesville, Fla.
1961:	W, 89-68	at Lexington
1962:	W, 81-69	at Gainesville, Fla.
1963:	W, 94-71	at Lexington
1964:	W, 77-72	at Gainesville, Fla.
1965:	L, 84-68	at Gainesville, Fla.
	W, 78-61	at Lexington
1966:	W, 78-64	at Gainesville, Fla.
	W, 85-75	at Lexington
1967:	L, 78-75	at Lexington
	L, 89-72	at Gainesville, Fla.
1968:	W, 99-76	at Lexington
	L, 96-78	at Gainesville, Fla.
1969:	W, 88-67	at Lexington

SCORES VS. ALL OPPONENTS

1998:	L, 86-78	at Lexington
	W, 79-54	at Gainesville, Fla.
1999:	W, 93-58	at Lexington
	L, 75-68	at Gainesville, Fla.
2000:	L, 90-73	at Gainesville, Fla.
	W, 85-70	at Lexington
2001:	W, 71-70	at Lexington
	L, 94-86	at Gainesville, Fla.
2002:	W, 70-68	at Gainesville, Fla.
	W, 70-67	at Lexington
2003:	W, 70-55	at Lexington
	W, 69-67	at Gainesville, Fla.
2004:	W, 68-65	at Gainesville, Fla.
	W, 82-62	at Lexington
	W, 89-73	at Atlanta (SEC)
2005:	W, 69-66	at Lexington
	L, 53-52	at Gainesville, Fla.
	L, 70-53	at Atlanta (SEC)
2006:	L, 95-80	at Gainesville, Fla.
	L, 79-64	at Lexington
2007:	L, 64-61	at Lexington
	L, 85-72	at Gainesville, Fla.
2008:	L, 81-70 ^{OT}	at Gainesville, Fla.
	W, 75-70	at Lexington
2009:	W, 68-65	at Lexington
	L, 60-53	at Gainesville, Fla.
2010:	W, 89-77	at Gainesville, Fla.
	W, 74-66	at Lexington
2011:	L, 68-70	at Gainesville, Fla.
	W, 76-68	at Lexington
	W, 70-54	at Atlanta (SEC)
2012:	W, 78-58	at Lexington
	W, 74-59	at Gainesville, Fla.
	W, 74-71	at New Orleans (SEC)
2013:	L, 69-52	at Gainesville, Fla.
	W, 61-57	at Lexington
2014:	L, 69-59	at Lexington
	L, 84-65	at Gainesville, Fla.
	L, 61-60	at Atlanta, Ga. (SEC)
2015:	W, 68-61	at Gainesville, Fla.
	W, 67-50	at Lexington
	W, 64-49	at Nashville (SEC)
2016:	W, 80-61	at Lexington
	W, 88-79	at Gainesville, Fla.

at Lexington: UK leads, 50-9
at Gainesville, Fla.: UK leads, 35-24
at Neutral Sites: UK leads, 14-4
at Atlanta: UK leads, 5-3
at Birmingham, Ala.: UF leads, 1-0
at Louisville: UK leads, 5-0
at Memphis, Tenn.: UK leads, 1-0
at Nashville, Tenn.: UK leads, 1-0
at New Orleans: UK leads, 2-0

FLORIDA A&M (UK LEADS, 1-0)

Season	Score	Site
2004:	W, 96-76	at Columbus, Ohio (NCAA)
at Neutral Sites: UK leads, 1-0		
at Columbus, Ohio: UK leads, 1-0		

FLORIDA ATLANTIC (UK LEADS, 1-0)

Season	Score	Site
2009:	W, 76-69	at Lexington
at Lexington: UK leads, 1-0		

FIU (UK LEADS, 1-0)

Season	Score	Site
2008:	W, 92-49	at Lexington
at Lexington: UK leads, 1-0		

FLORIDA STATE (UK LEADS, 6-2)

Season	Score	Site
1959:	W, 91-68	at Lexington
1961:	L, 63-58	at Lexington
1963:	W, 83-54	at Lexington
1972:	L, 73-54	at Dayton, Ohio (NCAA)
1977:	W, 97-57	at Louisville
1978:	W, 85-76	at Knoxville, Tenn. (NCAA)
1980:	W, 97-78	at Bowling Green, Ky. (NCAA)
1993:	W, 106-81	at Charlotte, N.C. (NCAA)
at Lexington: UK leads, 2-1		
at Neutral Sites: UK leads, 4-1		
at Bowling Green, Ky.: UK leads, 1-0		
at Charlotte, N.C.: UK leads, 1-0		
at Dayton, Ohio: FSU leads, 1-0		
at Knoxville, Tenn.: UK leads, 1-0		
at Louisville: UK leads, 1-0		

FORT BENNING (UK LEADS, 1-0)

Season	Score	Site
1946:	W, 81-25	at Lexington
at Lexington: UK leads, 1-0		

FORT KNOX (UK LEADS, 7-0)

Season	Score	Site
1943:	W, 64-30	at Lexington

1944:	W, 51-18	at Lexington
	W, 76-48	at Lexington
1945:	W, 56-23	at Lexington
	W, 59-34	at Lexington
1947:	W, 68-31	at Lexington
1948:	W, 80-41	at Lexington
at Lexington: UK leads, 7-0		

FURMAN (UK LEADS, 1-0)

Season	Score	Site
1990:	W, 104-73	at Lexington
at Lexington: UK leads, 1-0		

GARDNER-WEBB (GW LEADS, 1-0)

Season	Score	Site
2008:	L, 84-68	at Lexington
at Lexington: GW leads, 1-0		

G. WASHINGTON (UK LEADS, 1-0)

Season	Score	Site
1998:	W, 70-55	at Maui, Hawaii
at Neutral Sites: UK leads, 1-0		
at Maui, Hawaii: UK leads, 1-0		

GEORGETOWN [Ky.] (UK LEADS, 35-15)

Season	Score	Site
1903:	L, 15-6	at Lexington
1904:	L, 26-11	at Georgetown, Ky.
	L, 22-10	at Lexington
1905:	L, 14-9	at Lexington
1906:	L, 34-9	at Georgetown, Ky.
	L, 28-22	at Lexington
1907:	W, 16-15	at Lexington
	L, 19-8	at Georgetown, Ky.
1908:	L, 30-22	at Georgetown, Ky.
	W, 18-13	at Lexington
1909:	W, 43-32	at Lexington
	W, 48-19	at Georgetown, Ky.
1910:	W, 31-11	at Lexington
	L, 34-16	at Georgetown, Ky.
	W, 24-23	at Lexington
1911:	W, 47-22	at Georgetown, Ky.
1912:	W, 38-12	at Lexington
	W, 19-18	at Georgetown, Ky.
1916:	W, 29-22	at Georgetown, Ky.
	W, 30-22	at Lexington
1917:	L, 22-19	at Georgetown, Ky.
	W, 32-18	at Lexington
1918:	W, 22-18	at Lexington
	W, 25-16	at Georgetown, Ky.
1919:	L, 32-30	at Lexington
	L, 22-18	at Georgetown, Ky.
1920:	W, 25-14	at Lexington
	W, 28-16	at Georgetown, Ky.
1921:	W, 38-23	at Lexington
	W, 56-11	at Georgetown, Ky.
1922:	L, 26-17	at Lexington
	W, 41-21	at Atlanta (SIAA)
1923:	W, 24-13	at Georgetown, Ky.
	L, 48-21	at Lexington
1924:	W, 32-24	at Georgetown, Ky.
	W, 39-35	at Lexington
1925:	W, 25-17	at Lexington
	W, 36-21	at Georgetown, Ky.
1926:	W, 36-21	at Georgetown, Ky.
	W, 25-20	at Lexington
1927:	L, 26-19	at Georgetown, Ky.
1930:	W, 46-9	at Lexington
1931:	W, 67-19	at Lexington
1932:	W, 66-24	at Lexington
1933:	W, 62-21	at Lexington
1934:	W, 41-12	at Lexington
1936:	W, 42-17	at Lexington
1937:	W, 46-21	at Lexington
1939:	W, 39-19	at Lexington
at Lexington: UK leads, 22-7		
at Georgetown, Ky.: UK leads, 12-8		
at Neutral Sites: UK leads, 1-0		
at Atlanta: UK leads, 1-0		

GEORGETOWN (GU LEADS, 2-0)

Season	Score	Site
1922:	L, 28-23	at Washington, D.C.
1984:	L, 53-40	at Seattle (NCAA)
at Washington, D.C.: GU leads, 1-0		
at Neutral Sites: GU leads, 1-0		
at Seattle: GU leads, 1-0		

GEORGIA (UK LEADS, 121-26)

Season	Score	Site
1921:	W, 20-19	at Atlanta (SIAA)
1923:	L, 23-19	at Lexington
1925:	L, 28-24	at Athens, Ga.
	L, 32-31	at Atlanta (So. Con.)
1926:	W, 22-18	at Athens, Ga.

	W, 39-34	at Atlanta (So. Con.)
1928:	W, 33-16	at Atlanta (So. Con.)
1929:	L, 26-24	at Atlanta (So. Con.)
1930:	W, 22-21 ^{OT}	at Athens, Ga.
	W, 36-23	at Lexington
1931:	L, 25-16	at Athens, Ga.
1940:	W, 51-43	at Knoxville, Tenn. (SEC)
1942:	W, 51-26	at Athens, Ga.
	W, 55-38	at Lexington
1943:	W, 60-28	at Athens, Ga.
	W, 59-30	at Louisville (SEC)
1944:	W, 57-29	at Louisville (SEC)
1945:	W, 73-37	at Lexington
1947:	W, 84-45	at Athens, Ga.
	W, 81-40	at Lexington
1948:	W, 88-51	at Athens, Ga.
1949:	W, 95-40	at Lexington
1950:	L, 71-60	at Athens, Ga.
	W, 88-56	at Lexington
	W, 79-63	at Louisville (SEC)
1951:	W, 88-41	at Lexington
1952:	W, 95-55	at Louisville
1954:	W, 106-55	at Lexington
	W, 100-68	at Owensboro, Ky.
1955:	W, 86-40	at Lexington
1956:	W, 143-66	at Louisville
	W, 84-53	at Lexington
1958:	W, 74-55	at Atlanta
1959:	W, 108-55	at Lexington
1960:	W, 84-60	at Columbus, Ga.
1961:	W, 74-67	at Lexington
1962:	W, 86-59	at Atlanta
1963:	W, 74-67	at Lexington
1964:	W, 103-83	at Athens, Ga.
1965:	W, 102-82	at Athens, Ga.
	W, 96-64	at Lexington
1966:	W, 69-65 ^{20T}	at Athens, Ga.
	W, 74-50	at Lexington
1967:	L, 49-40	at Athens, Ga.
	W, 101-76	at Lexington
1968:	W, 104-73	at Lexington
	W, 106-87	at Athens, Ga.
1969:	W, 88-68	at Lexington
	W, 85-77	at Athens, Ga.
1970:	W, 72-71	at Athens, Ga.
	W, 116-86	at Lexington
1971:	W, 79-66	at Lexington
	W, 107-95	at Athens, Ga.
1972:	L, 85-73	at Athens, Ga.
	W, 87-63	at Lexington
1973:	W, 89-68	at Lexington
	W, 99-86	at Athens, Ga.
1974:	W, 80-74	at Lexington
	W, 86-72	at Athens, Ga.
1975:	W, 96-77	at Athens, Ga.
	W, 75-61	at Lexington
1976:	W, 92-76	at Lexington
	L, 86-81	at Athens, Ga.
1977:	W, 64-59 ^{OT}	at Lexington
	W, 72-54	at Athens, Ga.
1978:	W, 90-73	at Lexington
	W, 78-67	at Athens, Ga.
1979:	W, 73-64	at Lexington
	W, 90-74	at Athens, Ga.
1980:	W, 95-69	at Atlanta
	W, 56-49	at Lexington
1981:	W, 76-62	at Lexington
	W, 71-68 ^{OT}	at Athens, Ga.
1982:	W, 68-66	at Athens, Ga.
	W, 82-73	at Lexington
1983:	L, 70-63	at Athens, Ga.
	W, 81-72	at Lexington
1984:	W, 64-40	at Lexington
	W, 66-64	at Athens, Ga.
	W, 92-79	at Nashville, Tenn. (SEC)
1985:	L, 81-73	at Athens, Ga.
	L, 79-77	at Lexington
1986:	W, 74-69	at Lexington
	W, 80-75	at Athens, Ga.
1987:	L, 69-65	at Louisville
	L, 79-71	at Athens, Ga.
1988:	W, 84-77	at Atlanta
	W, 80-72	at Lexington
	W, 62-57	at Baton Rouge, La. (SEC)
1989:	W, 76-65	at Lexington
	L, 84-72	at Athens, Ga.
1990:	L, 106-91	at Athens, Ga.
	W, 88-77	at Lexington
1991:	W, 81-80	at Athens, Ga.
	W, 96-84	at Lexington
1992:	W, 78-66	at Lexington
	W, 84-73	at Athens, Ga.
1993:	W, 74-59	at Lexington
	W, 86-70	at Lexington
1994:	L, 94-90 ^{OT}	at Athens, Ga.
	W, 80-59	at Lexington

1995:	W, 83-71	at Lexington
	W, 97-74	at Athens, Ga.
1996:	W, 82-77	at Athens, Ga.
	W, 86-73	at Lexington
1997:	W, 86-65	at Athens, Ga.
	W, 82-57	at Lexington
	W, 95-68	at Memphis, Tenn. (SEC)
1998:	W, 90-79	at Athens, Ga.
	W, 85-74	at Lexington
1999:	W, 91-83 ^{OT}	at Athens, Ga.
	W, 92-71	at Lexington
2000:	W, 75-69	at Athens, Ga.
	W, 70-64	at Lexington
2001:	W, 67-63	at Lexington
	W, 85-70	at Athens, Ga.
2002:	L, 88-84	at Lexington
	L, 78-69	at Athens, Ga.
2003:	W, 87-67	at Lexington
	W, 74-66	at Athens, Ga.
2004:	L, 65-57	at Lexington
	L, 74-68	at Athens, Ga.
	W, 69-60	at Atlanta (SEC)
2005:	W, 76-55	at Athens, Ga.
	W, 60-51	at Lexington
2006:	W, 69-55	at Athens, Ga.
	W, 68-61	at Lexington
2007:	L, 78-69 ^{OT}	at Athens, Ga.
	W, 82-70	at Lexington
2008:	W, 63-58	at Athens, Ga.
	W, 61-55	at Lexington
	L, 60-56 ^{OT}	at Atlanta (SEC)
2009:	W, 68-45	at Athens, Ga.
	L, 90-85	at Lexington
2010:	W, 76-68	at Lexington
	W, 80-68	at Athens, Ga.
2011:	L, 70-77	at Athens, Ga.
	W, 66-60	at Lexington
2012:	W, 57-44	at Athens, Ga.
	W, 79-49	at Lexington
2013:	L, 72-62	at Athens, Ga.
2014:	W, 79-54	at Lexington
	W, 70-58	at Atlanta, Ga. (SEC)
2015:	W, 69-58	at Lexington
	W, 72-64	at Athens, Ga.
2016:	W, 82-48	at Lexington
	W, 93-80	at Nashville, Tenn. (SEC)

at Lexington: UK leads, 59-5
at Athens, Ga.: UK leads, 41-17
at Neutral Sites: UK leads, 21-3
at Atlanta: UK leads, 9-3
at Baton Rouge, La.: UK leads, 1-0
at Columbus, Ga.: UK leads, 1-0
at Knoxville, Tenn.: UK leads, 1-0
at Louisville: UK leads, 5-1
at Memphis, Tenn.: UK leads, 1-0
at Nashville, Tenn.: UK leads, 2-0
at Owensboro, Ky.: UK leads, 1-0

GEORGIA STATE (UK LEADS, 2-0)

Season	Score	Site
2005:	W, 77-59	at Lexington
2006:	W, 73-46	at Atlanta
at Lexington: UK leads, 1-0		
at Atlanta: UK leads, 1-0		

GEORGIA TECH (UK LEADS, 56-15)

Season	Score	Site
1924:	W, 33-27	at Lexington
1925:	W, 18-16	at Atlanta
1926:	W, 25-24	at Lexington
1927:	L, 48-16	at Atlanta
1928:	L, 35-31	at Lexington
1929:	L, 33-19	at Atlanta
1930:	W, 39-19	at Lexington
1931:	W, 38-34	at Lexington
	W, 35-16	at Atlanta
1933:	W, 45-22	at Lexington
1934:	W, 49-25	at Lexington
1935:	W, 57-30	at Lexington
1937:	W, 40-30	at Knoxville, Tenn. (SEC)
1940:	L, 44-39	at Atlanta
1941:	W, 47-37	at Atlanta

SCORES VS. ALL OPPONENTS

	W, 54-43	at Louisville (SEC)
1949:	W, 56-45	at Atlanta
	W, 78-32	at Lexington
1950:	W, 61-47	at Atlanta
	W, 97-62	at Lexington
1951:	W, 82-61	at Atlanta
	W, 75-42	at Lexington
	W, 82-56	at Louisville (SEC)
1952:	W, 96-51	at Atlanta
	W, 93-42	at Lexington
	W, 80-59	at Louisville (SEC)
1954:	W, 105-53	at Lexington
	W, 99-48	at Louisville
1955:	L, 59-58	at Lexington
	L, 65-59	at Atlanta
1956:	W, 104-51	at Lexington
	W, 84-62	at Atlanta
1957:	W, 95-75	at Lexington
	W, 76-65	at Atlanta
1958:	W, 76-60	at Lexington
	L, 71-52	at Atlanta
1959:	W, 72-62	at Lexington
	W, 94-70	at Atlanta
1960:	L, 62-54	at Lexington
	L, 65-44	at Atlanta
1961:	W, 89-79	at Lexington
	L, 62-60	at Atlanta
1962:	W, 89-70	at Lexington
	W, 71-62	at Atlanta
1963:	L, 86-85 ^{20T}	at Lexington
	L, 66-62	at Atlanta
1964:	L, 76-67	at Atlanta
	W, 79-62	at Lexington
1976:	W, 66-64	at Lexington (UKIT)
1992:	L, 81-80	at Atlanta (Omni)
1993:	W, 96-87	at Lexington
1996:	W, 83-60	at Lexington
1997:	W, 88-59	at Atlanta (Georgia Dome)
1998:	W, 85-71	at Lexington
1999:	W, 80-39	at Atlanta (Georgia Dome)
2000:	W, 80-71	at Louisville
2001:	L, 86-84	at Atlanta (Georgia Dome)

GONZAGA (UK LEADS, 1-0)

Season	Score	Site
2003:	W, 80-72	at Maui, Hawaii

at Neutral Sites: UK leads, 1-0
at Maui, Hawaii: UK leads, 1-0

GRAND CANYON (UK LEADS, 1-0)

Season	Score	Site
2015:	W, 85-45	at Lexington

at Lexington: UK leads, 1-0

GREAT LAKES (GL LEADS, 2-0)

Season	Score	Site
1942:	L, 58-47	at Louisville
1943:	L, 53-39	at Louisville

at Neutral Sites: GL leads, 2-0
at Louisville: GL leads, 2-0

HAMPTON (UK LEADS, 1-0)

Season	Score	Site
2015:	W, 79-56	at Louisville (NCAA)

at Neutral Sites: UK leads, 1-0
at Louisville: UK leads, 1-0

HARDIN-SIMMONS (UK LEADS, 1-0)

Season	Score	Site
1966:	W, 83-55	at Lexington

at Lexington: UK leads, 1-0

HARTFORD (UK LEADS, 1-0)

Season	Score	Site
2010:	W, 104-61	at Lexington

at Lexington: UK leads, 1-0

HAWAII (UK LEADS, 2-0)

Season	Score	Site
1986:	W, 98-65	at Honolulu
1988:	W, 86-59	at Lexington

at Lexington: UK leads, 1-0
at Honolulu: UK leads, 1-0

HIGH POINT (UK LEADS, 3-0)

Season	Score	Site
2001:	W, 102-49	at Lexington
2003:	W, 84-64	at Lexington
2006:	W, 75-55	at Lexington

at Lexington: UK leads, 3-0

HOLY CROSS (UK LEADS, 3-0)

Season	Score	Site
1948:	W, 60-52	at New York (NCAA)
1949:	W, 51-48	at Boston
2001:	W, 72-68	at Uniondale, N.Y. (NCAA)

at Boston: UK leads, 1-0
at Neutral Sites: UK leads, 2-0
at New York: UK leads, 1-0
at Uniondale, N.Y.: UK leads, 1-0

HOUSTON (UK LEADS, 3-1)

Season	Score	Site
1957:	W, 111-76	at New Orleans (Sugar)
1984:	W, 75-67	at Lexington
2007:	W, 77-70	at Lexington
2008:	L, 83-69	at Houston

at Lexington: UK leads, 2-0
at Houston: UK leads, 1-0
at Neutral Sites: UK leads, 1-0
at New Orleans: UK leads, 1-0

IDAHO (UK LEADS, 2-0)

Season	Score	Site
1947:	W, 65-35	at Lexington
1956:	W, 91-35	at Lexington

at Lexington: UK leads, 2-0

ILLINOIS (UK LEADS, 11-4)

Season	Score	Site
1925:	L, 36-26	at Champaign, Ill.
1942:	W, 46-44	at New Orleans (NCAA)
1944:	L, 43-41	at Champaign, Ill.
	W, 51-40	at Lexington
1949:	W, 76-47	at New York (NCAA)
1951:	W, 76-74	at New York (NCAA)
1957:	W, 91-70	at Lexington (UKIT)
1959:	W, 76-75	at Louisville
1961:	W, 83-78	at Lexington (UKIT)
1965:	L, 91-86	at Lexington (UKIT)
1966:	W, 86-68	at Champaign, Ill.
1967:	L, 98-97 ^{OT}	at Lexington
1983:	W, 76-57	at Lexington
1984:	W, 56-54	at Champaign, Ill.
	W, 54-51	at Lexington (NCAA)

at Lexington: UK leads, 5-2
at Champaign, Ill.: Tied, 2-2
at Neutral Sites: UK leads, 4-0
at Louisville: UK leads, 1-0
at New Orleans: UK leads, 1-0
at New York: UK leads, 2-0

ILLINOIS STATE (UK LEADS, 1-0)

Season	Score	Site
2016:	W, 75-63	at Lexington

at Lexington: UK leads, 1-0

INDIANA (UK LEADS, 32-25)

Season	Score	Site
1925:	L, 20-18	at Lexington
1926:	L, 34-23	at Bloomington, Ind.
1927:	L, 38-19	at Lexington
1928:	L, 48-29	at Bloomington, Ind.
1941:	L, 48-45	at New Orleans (Sugar)
1943:	L, 58-52	at Louisville
1944:	W, 66-41	at Louisville
1945:	W, 61-43	at Louisville
1966:	W, 91-56	at Lexington (UKIT)
1970:	W, 109-92	at Lexington
1971:	W, 95-93 ^{OT}	at Bloomington, Ind.
1972:	L, 90-89 ^{20T}	at Louisville
1973:	L, 64-58	at Bloomington, Ind.
	L, 72-65	at Nashville, Tenn. (NCAA)
1974:	L, 77-68	at Louisville
1975:	L, 98-74	at Bloomington, Ind.
	W, 92-90	at Dayton, Ohio (NCAA)
1976:	L, 77-68 ^{OT}	at Louisville
1977:	W, 66-51	at Bloomington, Ind.
1978:	W, 78-64	at Lexington
1979:	L, 68-67 ^{OT}	at Bloomington, Ind.
1980:	W, 69-58	at Lexington
1981:	W, 68-66	at Bloomington, Ind.
1982:	W, 85-69	at Lexington
1983:	L, 62-59	at Bloomington, Ind.
	W, 64-59	at Knoxville, Tenn. (NCAA)
1984:	W, 59-54	at Lexington
1985:	L, 81-68	at Bloomington, Ind.
1986:	W, 63-58	at Lexington
1987:	L, 71-66	at Bloomington, Ind.
1988:	W, 82-76 ^{OT}	at Indianapolis
1989:	L, 75-52	at Indianapolis
1990:	L, 71-69	at Indianapolis
1991:	L, 87-84	at Bloomington, Ind.
1992:	W, 76-74	at Indianapolis
1993:	W, 81-79	at Louisville
1994:	L, 96-84	at Indianapolis
1995:	W, 73-70	at Louisville

1996:	W, 89-82	at Indianapolis
1997:	W, 99-65	at Louisville
1998:	W, 75-72	at Indianapolis
1999:	W, 70-61 ^{OT}	at Louisville
2000:	L, 83-75	at Indianapolis
2001:	W, 88-74	at Louisville
2002:	W, 66-55	at Indianapolis
2003:	W, 70-64	at Louisville
2004:	W, 80-41	at Indianapolis
2005:	W, 73-58	at Louisville
2006:	L, 79-53	at Indianapolis
2007:	W, 59-54	at Lexington
2008:	L, 70-51	at Bloomington, Ind.
2009:	W, 72-54	at Lexington
2010:	W, 90-73	at Bloomington, Ind.
2011:	W, 81-62	at Lexington
2012:	L, 73-72	at Bloomington, Ind.
	W, 102-90	at Atlanta, Ga. (NCAA)
2016:	L, 73-67	at Des Moines, Iowa (NCAA)

at Lexington: UK leads, 10-3
at Bloomington, Ind.: IU leads, 11-4
at Neutral Sites: UK leads, 18-11
at Atlanta, Ga.: UK leads, 1-0
at Dayton, Ohio: UK leads, 1-0
at Des Moines, Iowa: IU leads, 1-0
at Indianapolis: UK leads, 6-4
at Knoxville, Tenn.: UK leads, 1-0
at Louisville: UK leads, 9-4
at Nashville, Tenn.: IU leads, 1-0
at New Orleans: IU leads, 1-0

IND. CENTRAL (UK LEADS, 4-0)

Season	Score	Site
1947:	W, 78-36	at Lexington
1948:	W, 80-41	at Lexington
1949:	W, 74-38	at Lexington
1950:	W, 94-61	at Lexington

at Lexington: UK leads, 4-0

IONA (UK LEADS, 6-0)

Season	Score	Site
1978:	W, 104-65	at Lexington
1980:	W, 57-50	at Anchorage, Alaska
1987:	W, 75-59	at Lexington (UKIT)
1989:	W, 56-54	at Anchorage, Alaska
1996:	W, 106-79	at New York
2006:	W, 73-67	at Louisville

at Lexington: UK leads, 2-0
at Neutral Sites: UK leads, 4-0
at Anchorage, Alaska: UK leads, 2-0
at Louisville: UK leads, 1-0
at New York: UK leads, 1-0

IOWA (UK LEADS, 5-3)

Season	Score	Site
1956:	L, 89-77	at Iowa City, Iowa (NCAA)
1963:	W, 94-69	at Lexington (UKIT)
1965:	W, 85-77	at Lexington
1973:	L, 79-66	at Lexington
1974:	W, 88-80	at Iowa City, Iowa
1997:	W, 75-69	at Salt Lake City (NCAA)
2001:	W, 92-79	at Uniondale, N.Y. (NCAA)
2006:	L, 67-63	at Kansas City, Mo.

at Lexington: UK leads, 2-1
at Iowa City, Iowa: Tied, 1-1
at Neutral Sites: UK leads, 2-1
at Kansas City, Mo.: IU leads, 1-0
at Salt Lake City: UK leads, 1-0
at Uniondale, N.Y.: UK leads, 1-0

IOWA STATE (UK LEADS, 3-0)

Season	Score	Site
1965:	W, 100-74	at Lexington
1992:	W, 106-98	at Worcester, Mass. (NCAA)
2012:	W, 87-71	at Louisville, Ky. (NCAA)

at Lexington: UK leads, 1-0
at Neutral Sites: UK leads, 1-0
at Louisville, Ky.: UK leads, 1-0
at Worcester, Mass.: UK leads, 1-0

IUPUI (UK LEADS, 1-0)

Season	Score	Site
2003:	W, 95-64	at Nashville, Tenn. (NCAA)

at Neutral Sites: UK leads, 1-0
at Nashville, Tenn.: UK leads, 1-0

JACKSONVILLE (TIED, 1-1)

Season	Score	Site
1970:	L, 100-106	at Columbus, Ohio (NCAA)
1982:	W, 107-91	at Lexington (UKIT)

at Lexington: UK leads, 1-0
at Neutral Sites: IU leads, 1-0
at Columbus, Ohio: IU leads, 1-0

JACKSONVILLE ST. (UK LEADS, 1-0)

Season	Score	Site
2001:	W, 91-48	at Cincinnati, Ohio

at Neutral Sites: UK leads, 1-0
at Cincinnati, Ohio: UK leads, 1-0

KANSAS (UK LEADS, 22-7)

Season	Score	Site
1951:	W, 68-39	at Lexington
1960:	W, 77-72 ^{OT}	at Lawrence, Kan.
1970:	W, 115-85	at Lexington
1972:	W, 79-69	at Lawrence, Kan.
1973:	W, 77-71	at Lexington
1974:	L, 71-63	at Lawrence, Kan.
1975:	W, 100-63	at Louisville
1976:	W, 54-48	at Lawrence, Kan.
1977:	W, 90-63	at Lexington
1978:	W, 73-66	at Lawrence, Kan.
1979:	W, 67-66 ^{OT}	at Lexington
1980:	W, 57-56	at Lawrence, Kan.
1981:	W, 87-73	at Lexington
1982:	W, 77-74 ^{OT}	at Lawrence, Kan.
1983:	W, 82-62	at Louisville
1985:	W, 72-50	at Lawrence, Kan.
1986:	W, 92-89	at Louisville
1987:	L, 83-66	at Lawrence, Kan.
1990:	L, 150-95	at Lawrence, Kan.
1991:	W, 88-71	at Lexington
1999:	W, 63-45	at Chicago
	W, *92-88	at New Orleans (NCAA)
2005:	L, 65-59	at Lexington
2006:	L, 73-46	at Lawrence, Kan.
2007:	L, 88-76	at Chicago (NCAA)
2012:	W, 75-65	at New York
	W, 67-59	at New Orleans (NCAA)
2015:	W, 72-40	at Indianapolis
2016:	L, 90-84 ^{OT}	at Lawrence, Kan.

at Lexington: UK leads, 7-1
at Lawrence, Kan.: UK leads, 7-5
at Neutral Sites: UK leads, 8-1
at Chicago: Tied, 1-1
at Indianapolis: UK leads, 1-0
at Louisville: UK leads, 3-0
at New Orleans: UK leads, 2-0
at New York: UK leads, 1-0

KANSAS STATE (UK LEADS, 9-0)

Season	Score	Site
1940:	W, 53-26	at Lexington
1941:	W, 28-25	at Manhattan, Kan.
1951:	W, 68-58	at Minneapolis (NCAA)
1962:	W, 80-67	at Lexington (UKIT)
1967:	W, 83-79	at Lexington (UKIT)
1972:	W, 71-64	at Manhattan, Kan.
1976:	W, 81-78	at New York (NIT)
2009:	W, 74-72	at Las Vegas
2014:	W, 56-49	at St. Louis (NCAA)

at Lexington: UK leads, 3-0
at Manhattan, Kan.: UK leads, 2-0
at Neutral Sites: UK leads, 4-0
at Las Vegas: UK leads, 1-0
at Minneapolis: UK leads, 1-0
at New York: UK leads, 1-0
at St. Louis: UK leads, 1-0

KENT STATE (UK LEADS, 1-0)

Season	Score	Site
2002:	W, 82-68	at Cincinnati, Ohio

at Neutral Sites: UK leads, 1-0
at Cincinnati, Ohio: UK leads, 1-0

KENTUCKY ST. (UK LEADS, 1-0)

Season	Score	Site
2002:	W, 118-63	at Lexington

at Lexington: UK leads, 1-0

KY. WESLEYAN (UK LEADS, 8-2-1)

Season	Score	Site
1910:	W, 14-12	at Winchester, Ky.
1911:	L, 25-19	at Winchester, Ky.
1918:	W, 23-13	at Lexington
	Tie, 21-21	at Winchester, Ky.
1919:	W, 46-5	at Lexington
	W, 18-13	at Lexington
1920:	W, 43-13	at Lexington
1921:	W, 38-13	at Lexington



SCORES VS. ALL OPPONENTS

LAMAR (UK LEADS, 3-0)

Season	Score	Site
1987:	W, 71-56	at Lexington
2009:	W, 103-61	at Lexington
2012:	W, 86-64	at Lexington

LASALLE (UK LEADS, 3-0)

Season	Score	Site
1954:	W, 73-60	at Lexington (UKIT)
1955:	W, 63-54	at Lexington (UKIT)
1979:	W, 109-77	at Lexington

LEXINGTON HIGH (TIED, 1-1)

Season	Score	Site
1909:	W, 28-9	at Lexington
1911:	L, 36-29	at Lexington

LEX. YMCA (YMCA LEADS, 5-2)

Season	Score	Site
1903:	W, 11-10	at Lexington
1907:	L, 25-17	at Lexington
1908:	L, 41-22	at YMCA
1908:	L, 29-29	at YMCA
1912:	L, 23-19	at Lexington
1912:	W, 32-20	at Lexington
1913:	L, 27-25	at Lexington

LIBERTY (UK LEADS, 2-0)

Season	Score	Site
2006:	W, 81-51	at Lexington
2008:	W, 80-54	at Lexington

LIPSCOMB (UK LEADS, 2-0)

Season	Score	Site
2006:	W, 67-49	at Lexington
2013:	W, 88-50	at Lexington

LONG BEACH STATE (UK LEADS, 1-0)

Season	Score	Site
2009:	W, 86-73	at Lexington

LIU BROOKLYN (UK LEADS, 3-1)

Season	Score	Site
1939:	L, 52-34	at New York
1945:	W, 62-52	at New York
1947:	W, 63-62	at New York
2013:	W, 104-75	at Brooklyn

LONGWOOD (UK LEADS, 1-0)

Season	Score	Site
2009:	W, 91-57	at Lexington

UL LAFAYETTE (ULL LEADS, 1-0)

Season	Score	Site
1990:	L, 116-113	at Lexington (UKIT)

LSU (UK LEADS, 87-26)

Season	Score	Site
1933:	W, 51-38	at Atlanta (SEC)
1937:	W, 57-37	at Knoxville, Tenn. (SEC)
1939:	W, 53-34	at Knoxville, Tenn. (SEC)
1944:	W, 55-28	at Louisville (SEC)
1945:	W, 68-37	at Louisville (SEC)
1946:	W, 59-36	at Louisville (SEC)
1948:	W, 63-47	at Louisville (SEC)
1951:	W, 81-59	at Baton Rouge, La.
1952:	W, 57-47	at Lexington
1952:	W, 44-43	at Louisville (SEC)
1954:	W, 63-56	at Nashville, Tenn. (SEC)
1955:	W, 74-58	at Lexington
1955:	W, 64-62	at Baton Rouge, La.
1956:	W, 62-52	at Baton Rouge, La.
1956:	W, 107-65	at Lexington
1957:	W, 51-46	at Baton Rouge, La.
1958:	W, 97-52	at Lexington
1959:	W, 76-61	at Baton Rouge, La.
1960:	W, 77-45	at Lexington
1961:	L, 73-59	at Baton Rouge, La.
1962:	W, 84-63	at Lexington
1963:	W, 63-56	at Baton Rouge, La.
1964:	W, 103-84	at Lexington
1965:	W, 79-66	at Baton Rouge, La.
1966:	W, 111-85	at Lexington
1967:	W, 102-72	at Lexington

1968:	W, 105-84	at Baton Rouge, La.
1968:	W, 121-95	at Baton Rouge, La.
1968:	W, 109-96	at Lexington
1969:	W, 108-96	at Baton Rouge, La.
1969:	W, 103-89	at Lexington
1970:	W, 109-96	at Lexington
1970:	W, 121-105	at Baton Rouge, La.
1971:	W, 82-79	at Baton Rouge, La.
1971:	W, 110-73	at Lexington
1972:	W, 89-71	at Lexington
1972:	L, 88-71	at Baton Rouge, La.
1973:	W, 86-71	at Baton Rouge, La.
1973:	W, 94-76	at Lexington
1974:	L, 95-84	at Baton Rouge, La.
1974:	W, 73-70	at Lexington
1975:	W, 115-80	at Lexington
1975:	W, 77-76	at Baton Rouge, La.
1976:	W, 85-71	at Lexington
1976:	W, 85-70	at Baton Rouge, La.
1977:	W, 87-72	at Lexington
1977:	W, 90-76	at Baton Rouge, La.
1978:	W, 96-76	at Lexington
1978:	L, 95-94	at Baton Rouge, La.
1979:	L, 93-89	at Lexington
1979:	L, 70-61	at Baton Rouge, La.
1980:	W, 80-67	at Birmingham, Ala. (SEC)
1980:	L, 65-60	at Lexington
1980:	W, 76-74	at Baton Rouge, La.
1980:	L, 80-78	at Birmingham, Ala. (SEC)
1981:	L, 81-67	at Baton Rouge, La.
1981:	W, 73-71	at Lexington
1982:	W, 76-65	at Lexington
1982:	L, 94-78	at Baton Rouge, La.
1983:	W, 52-50	at Lexington
1983:	L, 74-60	at Baton Rouge, La.
1984:	W, 96-80	at Baton Rouge, La.
1984:	W, 90-68	at Lexington
1985:	W, 53-43	at Lexington
1985:	L, 67-61	at Baton Rouge, La.
1986:	W, 54-52	at Baton Rouge, La.
1986:	W, 68-57	at Lexington
1986:	W, 61-58	at Lexington (SEC)
1986:	L, 59-57	at Atlanta (NCAA)
1987:	L, 76-41	at Lexington
1987:	L, 65-52	at Baton Rouge, La.
1988:	W, 76-61	at Baton Rouge, La.
1988:	W, 95-69	at Lexington
1988:	W, 86-80	at Baton Rouge, La. (SEC)
1989:	L, 64-62	at Lexington
1989:	L, 99-80	at Baton Rouge, La.
1990:	L, 94-81	at Baton Rouge, La.
1990:	W, 100-95	at Lexington
1991:	W, 93-80	at Lexington
1991:	L, 107-88	at Baton Rouge, La.
1992:	L, 74-53	at Baton Rouge, La.
1992:	W, 80-74	at Birmingham, Ala. (SEC)
1993:	W, 105-67	at Lexington
1993:	W, 82-65	at Lexington (SEC)
1994:	W, 99-95	at Baton Rouge, La.
1995:	W, 127-80	at Lexington
1996:	W, 129-97	at Baton Rouge, La.
1997:	W, 84-48	at Lexington
1998:	W, 63-61	at Baton Rouge, La.
1999:	W, 86-62	at Lexington
2000:	L, 70-57	at Baton Rouge, La.
2001:	W, 84-61	at Lexington
2002:	W, 68-56	at Baton Rouge, La.
2003:	W, 68-57	at Lexington
2004:	W, 70-64	at Baton Rouge, La.
2005:	W, 89-58	at Lexington
2005:	W, 79-78	at Atlanta (SEC)
2006:	L, 71-67	at Baton Rouge, La.
2007:	W, 70-63	at Lexington
2008:	W, 67-63	at Baton Rouge, La.
2009:	L, 73-70	at Lexington
2009:	L, 67-58	at Tampa, Fla. (SEC)
2010:	W, 81-55	at Baton Rouge, La.
2011:	W, 82-44	at Lexington
2012:	W, 74-50	at Baton Rouge, La.
2012:	W, 60-51	at New Orleans (SEC)
2013:	W, 75-70	at Lexington
2014:	L, 87-82	at Baton Rouge, La.
2014:	W, 77-76	at Baton Rouge, La.
2015:	W, 85-67	at Atlanta (SEC)
2015:	W, 71-69	at Baton Rouge, La.
2016:	L, 85-67	at Baton Rouge, La.
2016:	W, 94-77	at Lexington

at Lexington: UK leads, 43-5
 at Baton Rouge, La.: UK leads, 30-18
 at Neutral Sites: UK lead, 14-3
 at Atlanta: UK leads, 3-1
 at Birmingham, Ala.: UK leads, 2-1
 at Knoxville, Tenn.: UK leads, 2-0
 at Louisville: UK leads, 5-0
 at Nashville, Tenn.: UK leads, 1-0
 at New Orleans: UK leads, 1-0

at Tampa, Fla.: LSU leads 1-0

LOUISVILLE (UK LEADS, 34-15)

Season	Score	Site
1913:	W, 34-10	at Lexington
1914:	W, 22-17	at Lexington
1914:	W, 26-13	at Louisville
1915:	W, 18-14	at Lexington
1915:	L, 26-15	at Louisville
1916:	L, 28-22	at Lexington
1916:	W, 32-24	at Louisville
1922:	W, 38-14	at Louisville
1922:	W, 29-22	at Lexington
1948:	W, 91-57	at New York (NCAA)
1951:	W, 79-68	at Raleigh, N.C. (NCAA)
1959:	L, 76-61	at Evanston, Ill. (NCAA)
1983:	L, 80-68	at Knoxville, Tenn. (NCAA)
1984:	W, 65-44	at Lexington
1984:	W, 72-67	at Lexington (NCAA)
1985:	L, 71-64	at Louisville
1986:	W, 69-64	at Lexington
1987:	W, 85-51	at Louisville
1988:	W, 76-75	at Lexington
1989:	L, 97-75	at Louisville
1990:	L, 86-79	at Lexington
1991:	W, 93-85	at Louisville
1992:	W, 103-89	at Lexington
1993:	W, 88-68	at Louisville
1994:	W, 78-70	at Lexington
1995:	L, 88-86	at Louisville
1996:	W, 89-66	at Lexington
1997:	W, 74-54	at Louisville
1998:	L, 79-76	at Lexington
1999:	L, 83-74	at Louisville
2000:	W, 76-46	at Lexington
2001:	W, 64-62	at Louisville
2002:	W, 82-62	at Lexington
2003:	L, 81-63	at Louisville
2004:	L, 65-56	at Lexington
2005:	W, 60-58	at Louisville
2006:	W, 73-61	at Lexington
2007:	W, 61-49	at Louisville
2008:	L, 89-75	at Lexington
2009:	L, 74-71	at Louisville
2010:	W, 71-62	at Lexington
2011:	W, 78-63	at Louisville
2012:	W, 69-62	at Lexington
2012:	W, 69-61	at New Orleans (NCAA)
2013:	L, 80-77	at Louisville
2014:	W, 73-66	at Lexington
2014:	W, 74-69	at Indianapolis (NCAA)
2015:	W, 58-50	at Louisville
2016:	W, 75-73	at Lexington

at Lexington: UK leads, 18-5
 at Louisville: UK leads, 12-8
 at Neutral Sites: UK leads, 4-2
 at Evanston, Ill.: UL leads, 1-0
 at Indianapolis, Ind.: UK leads, 1-0
 at Knoxville, Tenn.: UL leads, 1-0
 at New Orleans: UK leads, 1-0
 at New York: UK leads, 1-0
 at Raleigh, N.C.: UK leads, 1-0

LOUISVILLE COLISEUM (TIED, 1-1)

Season	Score	Site
1908:	W, 29-28	at Lexington
1908:	L, 30-18	at Louisville

at Lexington: UK leads, 1-0
 at Louisville: LC leads, 1-0

LOUISVILLE YMCA (UK LEADS, 1-0)

Season	Score	Site
1914:	W, 30-21	at Lexington

at Lexington: UK leads, 1-0

LOUISVILLE YMHA (UK LEADS, 1-0)

Season	Score	Site
1914:	W, 59-12	at Lexington

at Lexington: UK leads, 1-0

LOYOLA, ILL. (UK LEADS, 4-3)

Season	Score	Site
1949:	L, 67-56	at New York (NIT)
1951:	W, 97-61	at Lexington
1957:	W, 81-62	at Lexington
1957:	W, 115-65	at Chicago
1958:	W, 75-42	at Lexington
1958:	L, 57-56	at Chicago
1964:	L, 100-91	at Minneapolis (NCAA)

at Lexington: UK leads, 3-0
 at Chicago: Tied, 1-1
 at Neutral Sites: LU leads, 2-0
 at Minneapolis: LU leads, 1-0
 at New York: LU leads, 1-0

LOYOLA, LA. (UK LEADS, 1-0)

Season	Score	Site
1964:	W, 86-64	at New Orleans (Sugar)

at Neutral Sites: UK leads, 1-0
 at New Orleans: UK leads, 1-0

LOYOLA,(Md.) (UK LEADS, 1-0)

Season	Score	Site
2012:	W, 87-63	at Lexington

at Lexington: UK leads, 1-0

MAINE (UK LEADS, 1-0)

Season	Score	Site
1981:	W, 100-54	at Lexington

at Lexington: UK leads, 1-0

MARIETTA (TIED, 2-2)

Season	Score	Site
1913:	W, 42-16	at Lexington
1914:	W, 19-17	at Lexington
1916:	L, 27-22	at Lexington
1916:	L, 27-23	at Lexington

at Lexington: Tied, 2-2

MARIST (UK LEADS, 1-0)

Season	Score	Site
2012:	W, 108-58	at Lexington

at Lexington: UK leads, 1-0

MARQUETTE (TIED, 7-7)

Season	Score
--------	-------

SCORES VS. ALL OPPONENTS

at Neutral Sites: UK leads, 4-2
at Atlanta: Tied, 1-1
at Brooklyn: UK leads, 1-0
at New York: UK leads, 1-0

at Springfield, Mass.: UK leads, 1-0
at Syracuse, N.Y.: UM leads, 1-0

*As part of sanctions imposed upon the UK basketball program in 1989, the NCAA ordered Kentucky to erase from the record three NCAA tournament games from the 1987-88 season. Kentucky's 99-84 win over Southern, a 90-81 win over Maryland and an 80-74 loss to Villanova have been deleted from the records.

MARYVILLE (UK LEADS, 5-0)

Season	Score	Site
1915:	W, 37-17	at Lexington
	W, 23-22	at Maryville, Tenn.
1916:	W, 36-25	at Lexington
1920:	W, 27-13	at Lexington
1941:	W, 53-14	at Lexington
	at Lexington: UK leads, 4-0	
	at Maryville, Tenn.: UK leads, 1-0	

MASSACHUSETTS (UK LEADS, 5-1)

Season	Score	Site
1992:	W, 90-69	at Lexington
	W, 87-77	at Philadelphia (NCAA)
1994:	W, 67-64	at East Rutherford, N.J.
1996:	L, 92-82	at Auburn Hills, Mich.
	W, 81-74	at E Rutherford, N.J. (NCAA)
2007:	W, 82-68	at Lexington
	at Lexington: UK leads, 2-0	
	at Neutral Sites: UK leads, 3-1	
	at Auburn Hills, Mich.: UM leads, 1-0	
	at East Rutherford, N.J.: UK leads, 2-0	
	at Philadelphia: UK leads, 1-0	

MEMPHIS (UM LEADS, 1-0)

Season	Score	Site
2007:	L, 80-63	at Honolulu
	at Neutral Sites: UM leads, 1-0	
	at Honolulu: UM leads, 1-0	

MERCER (UK LEADS, 2-1)

Season	Score	Site
1921:	W, 49-25	at Atlanta (SIAA)
1922:	L, 35-22	at Atlanta (SIAA)
1999:	W, 82-51	at Lexington
	at Lexington: UK leads, 1-0	
	at Neutral Sites: Tied, 1-1	
	at Atlanta: Tied, 1-1	

MEXICO (UK LEADS, 3-0)

Season	Score	Site
1933:	W, 81-22	at Lexington
1937:	W, 58-30	at Lexington
1942:	W, 56-26	at Lexington
	at Lexington: UK leads, 3-0	

MEXICO YMCA (UK LEADS, 1-0)

Season	Score	Site
1924:	W, 25-14	at Lexington
	at Lexington: UK leads, 1-0	

MIAMI, FLA. (UK LEADS, 3-1)

Season	Score	Site
1957:	W, 114-75	at Lexington
1999:	W, 74-65	at Lexington
2000:	W, 60-57	at Miami
2009:	L, 73-67	at Lexington
	at Lexington: UK leads, 2-1	
	at Miami, Fla.: UK leads, 1-0	

MIAMI, OHIO (UK LEADS, 22-4)

Season	Score	Site
1906:	L, 15-10	at Lexington
	L, 29-19	at Oxford, Ohio
1912:	W, 31-14	at Lexington
1913:	W, 24-16	at Lexington
1919:	L, 38-14	at Lexington
1928:	L, 36-31	at Lexington
1929:	W, 43-42 ^{OT}	at Lexington
1930:	W, 35-20	at Lexington
1942:	W, 35-21	at Lexington
1947:	W, 62-49	at Lexington
1948:	W, 67-53	at Oxford, Ohio
1958:	W, 94-70	at Lexington (NCAA)
1961:	W, 70-58	at Lexington
1962:	W, 93-61	at Lexington
1969:	W, 86-77	at Oxford, Ohio
	W, 72-71	at Madison, Wis. (NCAA)
1970:	W, 80-58	at Lexington
1974:	W, 81-68	at Lexington
1975:	W, 80-73	at Oxford, Ohio
	W, 91-69	at Lexington

1978:	W, 91-69	at Dayton, Ohio (NCAA)
1988:	W, 85-71	at Lexington (UKIT)
1993:	W, 65-49	at Lexington
1999:	W, 58-43	at St. Louis (NCAA)
2007:	W, 57-46	at Lexington
2010:	W, 72-70	at Lexington
	at Lexington: UK leads, 15-3	
	at Oxford, Ohio: UK leads, 3-1	
	at Neutral Sites: UK leads, 3-0	
	at Dayton, Ohio: UK leads, 1-0	
	at Madison, Wis.: UK leads, 1-0	
	at St. Louis: UK leads, 1-0	

MICHIGAN (UK LEADS, 5-2)

Season	Score	Site
1925:	L, 21-11	at Lexington
1966:	W, 84-77	at Iowa City, Iowa (NCAA)
1968:	W, 96-79	at Ann Arbor, Mich.
1969:	W, 112-104	at Lexington (UKIT)
1971:	W, 104-93	at Ann Arbor, Mich.
1993:	L, 81-78 ^{OT}	at New Orleans (NCAA)
2014:	W, 75-72	at Indianapolis (NCAA)
	at Lexington: Tied, 1-1	
	at Ann Arbor, Mich.: UK leads, 2-0	
	at Neutral Sites: UK leads, 2-1	
	at Indianapolis, Ind.: UK leads, 1-0	
	at Iowa City, Iowa: UK leads, 1-0	
	at New Orleans: UM leads, 1-0	

MICHIGAN STATE (UK LEADS, 12-11)

Season	Score	Site
1936:	L, 32-26	at East Lansing, Mich.
	W, 27-19	at Lexington
1937:	W, 28-21	at Lexington
	L, 24-23	at East Lansing, Mich.
1938:	L, 43-38	at East Lansing, Mich.
	W, 44-27	at Lexington
1945:	W, 66-36	at Lexington
	L, 66-50	at East Lansing, Mich.
1946:	W, 55-44	at East Lansing, Mich.
	W, 59-51	at Lexington
1947:	W, 86-36	at Lexington
1948:	W, 47-45	at East Lansing, Mich.
1957:	L, 80-68	at Lexington (NCAA)
1972:	L, 91-85	at Lexington
1973:	W, 75-66	at East Lansing, Mich.
1978:	W, 52-49	at Dayton, Ohio (NCAA)
1999:	L, 73-66	at St. Louis (NCAA)
2000:	W, 60-58	at Lexington
2001:	L, 46-45	at East Lansing, Mich.
2003:	L, 71-67	at Lexington
2004:	W, 79-74	at Detroit
2005:	L, 94-88 ^{2OT}	at Austin, Texas (NCAA)
2014:	L, 78-74	at Chicago
	at Lexington: UK leads, 7-3	
	at East Lansing, Mich.: MSU leads, 5-3	
	at Neutral Sites: MSU leads, 3-2	
	at Austin, Texas: MSU leads, 1-0	
	at Chicago: MSU leads, 1-0	
	at Dayton, Ohio: UK leads, 1-0	
	at Detroit: UK leads, 1-0	
	at St. Louis: MSU leads, 1-0	

MIDDLE TENN. (MTSU LEADS, 1-0)

Season	Score	Site
1982:	L, 50-44	at Nashville, Tenn. (NCAA)
	at Neutral Sites: MT leads, 1-0	
	at Nashville, Tenn.: MT leads, 1-0	

MINNESOTA (UK LEADS, 4-1)

Season	Score	Site
1952:	L, 61-57	at Minneapolis
1954:	W, 74-59	at Lexington
1956:	W, 72-65	at Lexington (UKIT)
1958:	W, 78-58	at Lexington (UKIT)
1997:	W, 78-69	at Indianapolis (NCAA)
	at Lexington: UK leads, 3-0	
	at Minneapolis: UM leads, 0-1	
	at Neutral Sites: UK leads, 1-0	
	at Indianapolis: UK leads, 1-0	

MISSISSIPPI (UK LEADS, 104-13)

Season	Score	Site
1925:	W, 26-23	at Lexington
1927:	L, 37-17	at Lexington
1928:	L, 41-28	at Atlanta (So.Con.)
1929:	W, 35-30	at Lexington
	W, 32-24	at Lexington
1933:	W, 49-31	at Atlanta (SEC)
1939:	W, 49-30	at Knoxville, Tenn. (SEC)
1941:	W, 60-41	at Lexington
	W, 62-52	at Louisville (SEC)
1942:	W, 59-32	at Louisville (SEC)
1949:	W, 75-45	at Memphis, Tenn.
	W, 85-31	at Lexington
1950:	W, 61-55	at Memphis, Tenn.

	W, 90-50	at Lexington
1951:	W, 86-39	at Owensboro, Ky.
1952:	W, 116-58	at Owensboro, Ky.
	W, 81-61	at Lexington
1954:	W, 88-62	at Lexington
1955:	W, 84-66	at Memphis, Tenn.
1956:	W, 88-49	at Lexington
1957:	W, 75-69	at Memphis, Tenn.
1958:	W, 96-65	at Lexington
1959:	W, 97-72	at Jackson, Miss.
1960:	W, 61-43	at Lexington
1961:	W, 74-60	at Jackson, Miss.
1962:	W, 83-60	at Lexington
1963:	W, 75-69	at Jackson, Miss.
1964:	W, 102-59	at Lexington
1965:	W, 102-65	at Lexington
1966:	W, 108-65	at Oxford, Miss.
1967:	W, 96-53	at Lexington
	W, 79-70	at Oxford, Miss.
1968:	W, 85-76	at Oxford, Miss.
	W, 78-62	at Lexington
1969:	W, 69-59	at Oxford, Miss.
	W, 104-68	at Lexington
1970:	W, 95-73	at Lexington
	W, 120-85	at Oxford, Miss.
1971:	W, 103-95	at Oxford, Miss.
	W, 121-86	at Lexington
1972:	W, 93-82	at Lexington
	W, 90-82	at Oxford, Miss.
1973:	L, 61-58	at Oxford, Miss.
	W, 88-70	at Lexington
1974:	W, 93-64	at Lexington
	L, 61-60	at Oxford, Miss.
1975:	W, 85-82	at Oxford, Miss.
	W, 108-89	at Lexington
1976:	W, 89-81	at Lexington
	W, 94-87	at Oxford, Miss.
1977:	W, 100-73	at Lexington
	W, 81-69	at Oxford, Miss.
1978:	W, 76-56	at Lexington
	W, 64-52	at Oxford, Miss.
1979:	W, 90-64	at Lexington
	W, 87-82	at Oxford, Miss.
	W, 82-77	at Birmingham, Ala. (SEC)
1980:	W, 79-73	at Oxford, Miss.
	W, 86-72	at Lexington
	W, 70-67	at Birmingham, Ala. (SEC)
1981:	W, 64-55	at Lexington
	W, 62-55	at Oxford, Miss.
1982:	L, 67-65	at Oxford, Miss.
	W, 56-49	at Lexington
	W, 62-58	at Lexington (SEC)
1983:	W, 72-60	at Lexington
	W, 61-58	at Oxford, Miss.
1984:	W, 68-55	at Oxford, Miss.
	W, 76-57	at Lexington
1985:	W, 57-45	at Oxford, Miss.
	W, 67-52	at Lexington
1986:	W, 75-58	at Lexington
	W, 62-58	at Oxford, Miss.
	W, 95-69	at Lexington (SEC)
1987:	L, 76-65	at Oxford, Miss.
	W, 64-63	at Lexington
1988:	W, 94-65	at Lexington
	W, 78-71	at Oxford, Miss.
	W, 82-64	at Baton Rouge (SEC)
1989:	L, 70-65	at Oxford, Miss.
	W, 70-69	at Lexington
1990:	W, 98-79	at Lexington
	L, 88-74	at Oxford, Miss.
1991:	W, 95-85	at Oxford, Miss.
	W, 89-77	at Lexington
1992:	W, 96-78	at Lexington
1993:	W, 98-66	at Oxford, Miss.
1994:	W, 98-64	at Louisville
1995:	W, 82-65	at Memphis, Tenn.
1996:	W, 90-60	at Lexington
1997:	L, 73-69	at Oxford, Miss.
	W, 88-70	at Memphis, Tenn. (SEC)
1998:	L, 73-64	at Lexington
1999:	W, 63-57	at Oxford, Miss.
	W, 83-73	at Atlanta (SEC)
2000:	W, 74-69	at Lexington
2001:	L, 65-55	at Oxford, Miss.
	W, 77-55	at Nashville, Tenn. (SEC)
2002:	W, 87-64	at Lexington
2003:	W, 80-62	at Oxford, Miss.
2004:	W, 71-61	at Lexington
2005:	W, 53-50	at Oxford, Miss.
2006:	W, 80-40	at Lexington
	W, 71-57	at Nashville, Tenn. (SEC)
2007:	W, 68-58	at Oxford, Miss.
2008:	W, 58-54	at Lexington
2009:	L, 85-80	at Oxford, Miss.
	W, 71-58	at Tampa, Fla. (SEC)
2010:	W, 85-75	at Lexington

2011:	L, 69-71	at Oxford, Miss.
	W, 75-66	at Atlanta (SEC)
2012:	W, 77-62	at Lexington
2013:	W, 87-74	at Oxford, Miss.
2014:	W, 80-64	at Lexington
	W, 84-70	at Oxford, Miss.
2015:	W, 89-86 ^{OT}	at Lexington
2016:	W, 83-61	at Lexington
	at Lexington: UK leads, 53-2	
	at Oxford, Miss.: UK leads, 27-10	
	at Neutral Sites: UK leads, 24-1	
	at Atlanta: UK leads, 3-1	
	at Baton Rouge: UK leads, 1-0	
	at Birmingham, Ala.: UK leads, 2-0	
	at Jackson, Miss.: UK leads, 3-0	
	at Knoxville, Tenn.: UK leads, 1-0	
	at Louisville: UK leads, 3-0	
	at Memphis, Tenn.: UK leads, 6-0	
	at Nashville, Tenn.: UK leads, 2-0	
	at Owensboro, Ky.: UK leads, 2-0	
	at Tampa, Fla.: UK leads, 1-0	

MISSISSIPPI STATE (UK LEADS, 93-20)

Season	Score	Site
1921:	W, 28-13	at Atlanta (SIAA)
1922:	W, 28-21	at Lexington
1924:	L, 17-16	at Lexington
1925:	W, 31-26	at Atlanta (So.Con.)
1926:	L, 31-26	at Atlanta (So.Con.)
1929:	W, 25-23 ^{OT}	at Starkville, Miss.
	W, 32-14	at Jackson, Miss.
1930:	W, 38-17	at Lexington
	W, 20-14	at Lexington
1933:	W, 46-27	at Atlanta (SEC)

SCORES VS. ALL OPPONENTS

1987:	W, 57-49	at Starkville, Miss.
	W, 50-36	at Lexington
1988:	W, 93-52	at Lexington
	W, 83-59	at Starkville, Miss.
1989:	W, 73-61	at Lexington
	L, 68-67	at Starkville, Miss.
1990:	W, 102-97	at Lexington
	L, 87-86	at Starkville, Miss.
1991:	W, 89-70	at Lexington
	L, 83-82	at Starkville, Miss.
1992:	W, 89-84	at Starkville, Miss.
1993:	W, 87-63	at Lexington
1994:	W, 86-70	at Starkville, Miss.
	W, 95-76	at Memphis, Tenn. (SEC)
1995:	L, 76-71	at Lexington
1996:	W, 74-56	at Starkville, Miss.
	L, 84-73	at New Orleans (SEC)
1997:	W, 90-61	at Lexington
1998:	W, 77-71	at Starkville, Miss.
1999:	W, 76-49	at Lexington
2000:	W, 73-61	at Starkville, Miss.
2001:	W, 76-57	at Lexington
2002:	L, 74-69 ^{OT}	at Starkville, Miss.
2003:	W, 70-62	at Lexington
	W, 64-57	at New Orleans (SEC)
2004:	W, 67-66	at Starkville, Miss.
2005:	W, 94-78	at Lexington
2006:	W, 81-66	at Starkville, Miss.
2007:	W, 64-60	at Lexington
	L, 84-82 ^{OT}	at Atlanta (SEC)
2008:	L, 69-64	at Starkville, Miss.
2009:	L, 66-57	at Lexington
2010:	W, 81-75 ^{OT}	at Starkville, Miss.
	W, 75-74 ^{OT}	at Nashville, Tenn. (SEC)
2011:	W, 85-79	at Lexington
2012:	W, 73-64	at Starkville, Miss.
2013:	W, 85-55	at Lexington
2014:	W, 85-63	at Lexington
	W, 69-59	at Starkville, Miss.
2015:	W, 74-56	at Starkville, Miss.
2016:	W, 80-74	at Lexington

*at Lexington: UK leads, 47-5
at Starkville, Miss.: UK leads, 34-12
at Neutral Sites: UK leads, 12-3
at Atlanta: UK leads, 3-2
at Jackson, Miss.: UK leads, 1-0
at Knoxville, Tenn.: UK leads, 1-0
at Louisville: UK leads, 3-0
at Memphis, Tenn.: UK leads, 1-0
at Nashville, Tenn.: UK leads, 1-0
at New Orleans: Tied, 1-1
at Owensboro, Ky.: UK leads, 1-0*

MISS. VALLEY ST. (UK LEADS, 3-0)

<i>Season Score Site</i>	
2007:	W, 79-56 at Lexington
2009:	W, 88-65 at Lexington
2011:	W, 85-60 at Lexington

at Lexington: UK leads, 3-0

MISSOURI (UK LEADS, 9-0)

<i>Season Score Site</i>	
1961:	W, 81-69 at Lexington
1972:	W, 83-72 at Lexington (UKIT)
1998:	W, 77-55 at Maui, Hawaii
2000:	W, 70-53 at New Orleans (Sugar)
2013:	W, 90-83 ^{OT} at Lexington
2014:	W, 84-79 at Columbia, Mo.
2015:	W, 86-37 at Lexington
	W, 69-53 at Columbia, Mo.
2016:	W, 88-54 at Lexington

*at Lexington: UK leads, 5-0
at Columbia: UK leads, 2-0
at Neutral Sites: UK leads, 2-0
at Maui, Hawaii: UK leads, 1-0
at New Orleans: UK leads, 1-0*

MONTANA (UK LEADS, 1-0)

<i>Season Score Site</i>	
1997:	W, 81-69 at Salt Lake City (NCAA)

*at Neutral Sites: UK leads, 1-0
at Salt Lake City: UK leads, 1-0*

MONTANA STATE (UK LEADS, 1-0)

<i>Season Score Site</i>	
2015:	W, 86-28 at Lexington

at Lexington: UK leads, 1-0

MOORES HILL (UK LEADS, 1-0)

<i>Season Score Site</i>	
1906:	W, 32-11 at Moores Hill, Ind.

at Moores Hill, Ind.: UK leads, 1-0

MOREHEAD STATE (UK LEADS, 10-0)

<i>Season Score Site</i>	
1961:	W, 71-64 at Louisville (NCAA)

1992:	W, 101-84	at Louisville
1993:	W, 108-65	at Lexington
1994:	W, 97-61	at Lexington
1996:	W, 96-32	at Lexington
1998:	W, 88-49	at Lexington
2002:	W, 94-75	at Lexington
2005:	W, 71-40	at Lexington
2010:	W, 75-59	at Lexington
2013:	W, 81-70	at Lexington

*at Lexington: UK leads, 8-0
at Atlanta: UNC leads, 2-0
at Birmingham, Ala.: UNC leads, 1-0
at Charlotte, N.C.: UNC leads, 2-1
at College Park, Md.: UNC leads, 1-0
at East Rutherford, N.J.: UNC leads, 1-0
at Greensboro, N.C.: UNC leads, 2-1
at Louisville: UNC leads, 2-1
at Newark, N.J.: UK leads, 1-0*

MT. ST. MARY'S (UK LEADS, 1-0)

<i>Season Score Site</i>	
1995:	W, 113-67 at Memphis, Tenn. (NCAA)

*at Neutral Sites: UK leads, 1-0
at Memphis, Tenn.: UK leads, 1-0*

NAVY (UK LEADS, 3-1)

<i>Season Score Site</i>	
1929:	L, 32-26 at Annapolis, Md.
1959:	W, 82-69 at Lexington
1970:	W, 73-59 at Lexington (UKIT)
1987:	W, 80-69 at Lexington

*at Lexington: UK leads, 3-0
at Annapolis, Md.: Navy leads, 1-0*

NEBRASKA (UK LEADS, 2-1)

<i>Season Score Site</i>	
1941:	L, 40-39 at Lincoln, Neb.
1942:	W, 42-27 at Lexington
1973:	W, 85-60 at Lexington (UKIT)

*at Lexington: UK leads, 2-0
at Lincoln, Neb.: NU leads, 1-0*

NEW ALBANY YMCA (Y. LEADS, 1-0)

<i>Season Score Site</i>	
1906:	L, 29-12 at New Albany, Ind.

at New Albany, Ind.: YMCA leads, 1-0

NEW MEXICO ST. (UK LEADS, 1-0)

<i>Season Score Site</i>	
1999:	W, 82-60 at New Orleans (NCAA)

*at Neutral Sites: UK leads, 1-0
at New Orleans: UK leads, 1-0*

NEW YORK U. (NYU LEADS, 2-0)

<i>Season Score Site</i>	
1935:	L, 23-22 at New York
1936:	L, 41-28 at New York

at New York: NYU leads, 2-0

NIAGARA (UK LEADS, 1-0)

<i>Season Score Site</i>	
1976:	W, 67-61 at New York (NIT)

*at Neutral Sites: UK leads, 1-0
at New York: UK leads, 1-0*

NJIT (UK LEADS, 1-0)

<i>Season Score Site</i>	
2016:	W, 87-57 at Lexington

at Lexington: UK leads, 1-0

NORTH CAROLINA (UNC LEADS, 23-14)

<i>Season Score Site</i>	
1924:	L, 41-20 at Atlanta (SIAA)
1929:	L, 25-15 at Lexington
1932:	L, 43-42 at Atlanta (So.Con.)
1950:	W, 83-44 at Lexington
1960:	W, 76-70 at Lexington (UKIT)
1961:	W, 70-65 at Greensboro, N.C.
1963:	L, 68-66 at Lexington
1964:	W, 100-80 at Lexington
1965:	L, 82-67 at Charlotte, N.C.
1967:	L, 64-55 at Lexington
1968:	L, 84-77 at Greensboro, N.C.
1969:	L, 87-77 at Lexington
1970:	W, 94-87 at Charlotte, N.C.
1973:	L, 78-70 at Louisville
1974:	L, 101-84 at Greensboro, N.C.
1975:	W, 90-78 at Louisville
1976:	L, 90-77 at Charlotte, N.C.
1977:	L, 79-72 at College Park, Md. (NCAA)
1982:	L, 82-69 at East Rutherford, N.J.
1990:	L, 121-110 at Louisville
1991:	L, 84-81 at Chapel Hill, N.C.
1995:	L, 74-61 at Birmingham, Ala. (NCAA)
2001:	W, 93-76 at Chapel Hill, N.C.
2002:	W, 79-59 at Lexington
2003:	W, 98-81 at Chapel Hill, N.C.
2004:	W, 61-56 at Lexington
2005:	L, 91-78 at Chapel Hill, N.C.
2006:	L, 83-79 at Lexington
2007:	L, 75-63 at Chapel Hill, N.C.
2008:	L, 86-77 at Lexington

2009:	L, 77-58	at Chapel Hill, N.C.
2010:	W, 68-66	at Lexington
2011:	L, 73-75	at Chapel Hill, N.C.
	W, 76-69	at Newark, N.J. (NCAA)
2012:	W, 73-72	at Lexington
2014:	L, 82-77	at Chapel Hill, N.C.
2015:	W, 84-70	at Lexington

*at Lexington: UK leads, 8-6
at Chapel Hill: UNC leads, 6-2
at Neutral Sites: UNC leads, 11-4
at Atlanta: UNC leads, 2-0
at Birmingham, Ala.: UNC leads, 1-0
at Charlotte, N.C.: UNC leads, 2-1
at College Park, Md.: UNC leads, 1-0
at East Rutherford, N.J.: UNC leads, 1-0
at Greensboro, N.C.: UNC leads, 2-1
at Louisville: UNC leads, 2-1
at Newark, N.J.: UK leads, 1-0*

UNC ASHEVILLE (UK LEADS, 4-0)

<i>Season Score Site</i>	
1997:	W, 105-51 at Lexington
2000:	W, 86-41 at Lexington
2010:	W, 94-57 at Louisville
2014:	W, 89-57 at Lexington

*at Lexington: UK leads, 3-0
at Neutral Sites: UK leads, 1-0
at Louisville: UK leads, 1-0*

NORTH CAROLINA STATE (UK LEADS, 3-1)

<i>Season Score Site</i>	
1931:	W, 33-28 at Atlanta (So.Con.)
1947:	W, 86-42 at New York (NIT)
1985:	W, 78-62 at Lexington
1986:	L, 54-51 at Raleigh, N.C.

*at Lexington: UK leads, 1-0
at Raleigh, N.C.: NCS leads, 1-0
at Neutral Sites: UK leads, 2-0
at Atlanta: UK leads, 1-0
at New York: UK leads, 1-0*

NORTHERN COLORADO (UK LEADS, 1-0)

<i>Season Score Site</i>	
1960:	W, 106-73 at Lexington

at Lexington: UK leads, 1-0

NORTHERN KENTUCKY (UK LEADS, 1-0)

<i>Season Score Site</i>	
2014:	W, 93-63 at Lexington

at Lexington: UK leads, 1-0

NORTHWESTERN (UK LEADS, 7-1)

<i>Season Score Site</i>	
1963:	W, 71-60 at Lexington
1964:	W, 95-63 at Evanston, Ill.
1966:	W, 86-75 at Lexington
1967:	W, 118-116 at Evanston, Ill.
1971:	W, 115-100 at Evanston, Ill.
1972:	W, 94-85 at Lexington
1975:	W, 97-70 at Lexington
1976:	L, 89-77 at Evanston, Ill.

*at Lexington: UK leads, 4-0
at Evanston, Ill.: UK leads, 3-1*

NORTHWESTERN STATE (TIED, 1-1)

<i>Season Score Site</i>	
1986:	W, 77-58 at Lexington
1989:	L, 85-82 at Lexington

at Lexington: Tied, 1-1

NOTRE DAME (UK LEADS, 43-19)

<i>Season Score Site</i>	
1929:	W, 19-16 at South Bend, Ind.
1936:	L, 41-20 at South Bend, Ind.
1937:	L, 41-28 at Louisville
1938:	L, 47-39 at South Bend, Ind.
1939:	L, 42-39 at Louisville
1940:	L, 52-47 at South Bend, Ind.
1941:	L, 48-47 at Louisville
1942:	L, 46-43 at South Bend, Ind.
1943:	W, 60-55 at Louisville
1944:	W, 55-54 at Louisville
1945:	L, 59-58 ^{OT} at Louisville
1946:	L, 56-47 at Louisville
1947:	W, 60-30 at Louisville
1948:	L, 64-55 at South Bend, Ind.
1949:	W, 62-38 at Louisville
1950:	L, 64-51 at South Bend, Ind.
1951:	W, 69-44 at Lexington
1952:	W, 71-66 at Chicago
1958:	W, 89-56 at Lexington (NCAA)
1959:	W, 71-52 at Chicago
1960:	W, 68-65 at Lexington
1961:	W, 68-62 at Louisville
1962:	W, 100-53 at Louisville
1963:	W, 78-70 at Louisville

1964:	W, 101-81	at Louisville
1965:	L, 111-97	at Louisville
1966:	W, 103-69	at Louisville
1967:	W, 96-85	at Louisville
1968:	W, 81-73	at Louisville
1969:	W, 110-90	at Louisville
1970:	W, 102-100	at Louisville
	W, 109-99	at Columbus, Ohio (NCAA)
1971:	L, 99-92	at Louisville
1972:	W, 83-67	at Louisville
1973:	W, 65-63	at Louisville
1974:	L, 94-79	at Louisville
1975:	W, 113-96	at Louisville
1976:	W, 79-77	at Louisville
1977:	W, 102-78	at Louisville
1978:	W, 73-68	at Louisville
1979:	W, 81-76	at Louisville
1980:	W, 86-80	at Louisville
1981:	L, 67-61	at Louisville
1982:	W, 34-28 ^{OT}	at Louisville
1983:	W, 58-45	at South Bend, Ind.
1988:	W, 78-69	at Louisville
1989:	L, 81-65	at Indianapolis
1990:	L, 80-67	at South Bend, Ind.
1991:	W, 98-90	at Indianapolis
1992:	W, 91-70	at Lexington
1993:	W, 81-62	at South Bend, Ind.
1994:	W, 84-59	at Lexington
1995:	W, 97-58	at South Bend, Ind.
1997:	W, 80-56	at Lexington
2001:	W, 82-71	at Lexington
2002:	W, 72-65	at South Bend, Ind.
2003:	W, 88-73	at Lexington
2004:	W, 71-63	at South Bend, Ind.
2009:	L, 77-67	at South Bend, Ind. (NIT)
2011:	W, 72-58	at Louisville
2013:	L, 64-50	at South Bend, Ind.
2015:	W, 68-66	at Cleveland (NCAA)

*at Lexington: UK leads, 8-0
at South Bend, Ind.: UK leads, 10-6
at Neutral Sites: UK leads, 29-10
at Chicago: UK leads, 2-0
at Cleveland: UK leads, 1-0
at Columbus, Ohio: UK leads, 1-0
at Indianapolis: Tied, 1-1
at Louisville: UK leads, 24-9*

OGLETHORPE (UK LEADS, 1-0)

<i>Season Score Site</i>	
1935:	W, 81-12 at Lexington

at Lexington: UK leads, 1-0

OHIO (UK LEADS, 14-1)

<i>Season Score Site</i>	
1944:	W, 51-35 at Lexington
1945:	W, 59-46 at Lexington
	W, 61-38 at Athens, Ohio
1946:	W, 57-48 at Lexington
	W, 60-52 at Athens, Ohio
1947:	W, 46-36 at Lexington
1948:	W, 79-57 at Athens, Ohio
1964:	L, 85-69 at Minneapolis (NCAA)
1983:	W, 57-40 at Tampa, Fla. (NCAA)
1990:	W, 76-73 at Lexington
1992:	W, 73-63 at Cincinnati
1995:	W, 79-74 at Lexington
1998:	W, 95-58 at Athens, Ohio
2003:	W, 83-75 at Cincinnati
2006:	W, 71-63 at Cincinnati

*at Lexington: UK leads, 6-0
at Athens, Ohio: UK leads, 4-0
at Neutral Sites: UK leads, 4-1
at Cincinnati: UK leads, 3-0
at Minneapolis: OU leads, 1-0
at Tampa, Fla: UK leads, 1-0*

OHIO STATE (UK LEADS, 11-9)

<i>Season Score Site</i>	
1933:	L, 46-30 at Lexington
1940:	W, 36-30 at New Orleans (Sugar)
1942:	L, 43-41 at Columbus, Ohio
1943:	L, 45-40 at Lexington
1944:	W, 40-28 at Columbus, Ohio
1945:	W, 53-48 ^{OT} at Lexington
	L, 45-37 at New York (NCAA)
1958:	W, 61-54 at Columbus, Ohio
1959:	W, 95-76 at Lexington (UKIT)
1960:	W, 96-93 at Lexington
1961:	L, 87-74 at Louisville (NCAA)
1962:	L, 74-64 at Iowa City, Iowa (NCAA)
1968:	L, 82-81 at Lexington (NCAA)
1981:	W, 70-64 at Lexington
1982:	W, 78-62 at Columbus, Ohio
1987:	L, 91-77 at Atlanta (NCAA)
1994:	W, 100-88 at Maui, Hawaii
1997:	W, 81-65 at Cleveland

SCORES VS. ALL OPPONENTS

2011:	W, 62-60	at Newark, N.J.
2016:	L, 74-67	at Brooklyn, N.Y.
at Lexington: UK leads, 4-3		
at Columbus, Ohio: UK leads, 3-1		
at Neutral Sites: OSU leads, 5-4		
at Atlanta: OSU leads, 1-0		
at Brooklyn: OSU leads, 1-0		
at Cleveland: UK leads, 1-0		
at Iowa City, Iowa: OSU leads, 1-0		
at Louisville: OSU leads, 1-0		
at Maui, Hawaii: UK leads, 1-0		
at Newark, N.J.: UK leads, 1-0		
at New Orleans: UK leads, 1-0		
at New York: OSU leads, 1-0		

OHIO WESLEYAN (OW LEADS, 1-0)

Season	Score	Site
1911:	L, 37-19	at Delaware, Ohio
at Delaware, Ohio: OW leads, 1-0		

OKLAHOMA (UK LEADS, 3-0)

Season	Score	Site
1947:	W, 43-33	at Lexington
1987:	W, 75-74	at Lexington
2011:	W, 76-64	at Maui, Hawaii
at Lexington: UK leads, 2-0		
at Neutral Sites: UK leads, 1-0		
at Maui, Hawaii: UK leads, 1-0		

OKLAHOMA STATE (UK LEADS, 3-1)

Season	Score	Site
1944:	W, 45-29	at New York (NIT)
1947:	L, 37-31	at New Orleans (Sugar)
1949:	W, 46-36	at Seattle (NCAA)
1975:	W, 90-65	at Lexington (UKIT)
at Lexington: UK leads, 1-0		
at Neutral Sites: UK leads, 2-1		
at New Orleans: OSU leads, 1-0		
at New York: UK leads, 1-0		
at Seattle: UK leads, 1-0		

OLD DOMINION (UK LEADS, 2-0)

Season	Score	Site
1992:	W, 88-69	at Worcester, Mass. (NCAA)
2012:	W, 62-52	at Uncasville, Conn.
at Neutral Sites: UK leads, 1-0		
at Uncasville, Conn.: UK leads, 1-0		
at Worcester, Mass.: UK leads, 1-0		

OREGON (UK LEADS, 1-0)

Season	Score	Site
1973:	W, 95-68	at Lexington (UKIT)
at Lexington: UK leads, 1-0		

OREGON STATE (UK LEADS, 3-0)

Season	Score	Site
1967:	W, 96-76	at Lexington (UKIT)
1971:	W, 84-78	at Lexington
1976:	W, 82-74	at Lexington (UKIT)
at Lexington: UK leads, 3-0		

OTTERBEIN (OC LEADS, 1-0)

Season	Score	Site
1911:	L, 41-27	at Westerville, Ohio
at Westerville, Ohio: OC leads, 1-0		

PENNSYLVANIA (UK LEADS, 5-0)

Season	Score	Site
1968:	W, 64-49	at Lexington
1969:	W, 102-78	at Philadelphia
1991:	W, 85-62	at Lexington
2000:	W, 67-50	at Lexington
2011:	W, 86-62	at Lexington
at Lexington: UK leads, 4-0		
at Philadelphia: UK leads, 1-0		

PENN STATE (UK LEADS, 3-1)

Season	Score	Site
1952:	W, 82-54	at Raleigh, N.C. (NCAA)
1955:	W, 84-59	at Evanston, Ill. (NCAA)
2001:	L, 73-68	at Lexington
2012:	W, 85-47	at Uncasville, Conn.
at Lexington: PSU leads, 1-0		
at Neutral Sites: UK leads, 2-0		
at Evanston, Ill.: UK leads, 1-0		
at Raleigh, N.C.: UK leads, 1-0		
at Uncasville, Conn.: UK leads, 1-0		

PEPPERDINE (UK LEADS, 1-0)

Season	Score	Site
1986:	W, 88-56	at Lexington (UKIT)
at Lexington: UK leads, 1-0		

PHILLIPS OILERS (PO LEADS, 1-0)

Season	Score	Site
1948:	L, 53-49	at New York

at Neutral Sites: PO leads, 1-0
at New York: UK leads, 1-0

PITTSBURGH (UK LEADS, 4-2)

Season	Score	Site
1936:	W, 35-17	at Lexington
1938:	W, 40-29	at New Orleans (Sugar)
1957:	W, 98-92	at Lexington (NCAA)
1960:	W, 73-66	at Lexington
1992:	L, 85-67	at Lexington
1999:	L, 68-56	at Bayamone, P.R.
at Lexington: UK leads, 3-1		
at Neutral Sites: Tied, 1-1		
at Bayamone, P.R.: Pitt leads, 1-0		
at New Orleans: UK leads, 1-0		

PORTLAND (UK LEADS, 4-0)

Season	Score	Site
1990:	W, 88-71	at Lexington (UKIT)
2011:	W, 79-48	at Portland, Ore.
2012:	W, 87-63	at Lexington
2013:	W, 74-46	at Lexington
at Lexington: UK leads, 3-0		
at Portland, Ore.: UK leads, 1-0		

PORTLAND ST. (UK LEADS, 1-0)

Season	Score	Site
1978:	W, 114-88	at Lexington (UKIT)
at Lexington: UK leads, 1-0		

PRINCETON (UK LEADS, 3-1)

Season	Score	Site
1936:	L, 30-26	at Lexington
1972:	W, 96-82	at Lexington (UKIT)
1977:	W, 72-59	at Philadelphia (NCAA)
2011:	W, 59-57	at Tampa, Fla. (NCAA)
at Lexington: Tied, 1-1		
at Neutral Sites: UK leads, 2-0		
at Philadelphia: UK leads, 1-0		
at Tampa, Fla.: UK leads, 1-0		

PROVIDENCE (UK LEADS, 3-0)

Season	Score	Site
1976:	W, 79-78	at New York (NIT)
2014:	W, 79-65	at Brooklyn
2015:	W, 58-38	at Lexington
at Lexington: UK leads, 1-0		
at Neutral Sites: UK leads, 1-0		
at Brooklyn: UK leads, 1-0		
at New York: UK leads, 1-0		

PURDUE (UK LEADS, 6-2)

Season	Score	Site
1950:	W, 60-54	at West Lafayette, Ind.
1951:	W, 70-52	at Lexington
1971:	L, 89-83	at Lexington (UKIT)
1980:	W, 61-60	at Lexington (UKIT)
1984:	W, 86-67	at Louisville
1985:	L, 66-56	at West Lafayette, Ind.
1997:	W, 101-87	at Chicago
1998:	W, 89-75	at Chicago
at Lexington: UK leads, 2-1		
at West Lafayette, Ind.: Tied, 1-1		
at Neutral Sites: UK leads, 3-0		
at Chicago: UK leads, 2-0		
at Louisville: UK leads, 1-0		

RADFORD (UK LEADS, 1-0)

Season	Score	Site
2012:	W, 88-40	at Lexington
at Lexington: UK leads, 1-0		

RHODE ISLAND (UK LEADS, 1-0)

Season	Score	Site
1946:	W, 46-45	at New York (NIT)
at Neutral Sites: UK leads, 1-0		
at New York: UK leads, 1-0		

RIDER (UK LEADS, 3-0)

Season	Score	Site
1993:	W, 96-52	at Nashville, Tenn. (NCAA)
1996:	W, 90-65	at New York
2010:	W, 92-63	at Lexington
at Lexington: UK leads, 1-0		
at Neutral Sites: UK leads, 3-0		
at Nashville, Tenn.: UK leads, 2-0		
at New York: UK leads, 1-0		

ROBERT MORRIS (UK LEADS, 2-1)

Season	Score	Site
1994:	W, 92-67	at Lexington
2013:	L, 59-57	at Moon Township
2014:	W, 87-49	at Lexington
at Lexington: UK leads, 2-0		
at Moon Township: RM leads, 1-0		

ROSE POLYTECHNIC (TIED, 1-1)

Season	Score	Site
1910:	L, 52-11	at Terre Haute, Ind.
1917:	W, 33-12	at Lexington
at Lexington: UK leads, 1-0		
at Terre Haute, Ind.: RP leads, 1-0		

RUTGERS (UK LEADS, 1-0)

Season	Score	Site
1993:	W, 60-54	at New York
at Neutral Sites: UK leads, 1-0		
at New York: UK leads, 1-0		

SAINT LOUIS (SL LEADS, 9-8)

Season	Score	Site
1949:	L, 42-40	at New Orleans (Sugar)
1950:	L, 43-42 ^{OT}	at New Orleans (Sugar)
1952:	L, 61-60	at New Orleans (Sugar)
1954:	W, 71-59	at St. Louis
1955:	W, 82-65	at Lexington
1956:	W, 101-80	at St. Louis
	L, 71-70	at Lexington
1958:	W, 73-60	at St. Louis
1959:	W, 76-57	at Lexington
1960:	L, 73-61	at St. Louis
1961:	L, 74-72 ^{OT}	at Lexington (UKIT)
1962:	W, 86-77	at Lexington
1963:	L, 87-63	at St. Louis
1964:	L, 67-60	at Lexington
1965:	L, 80-75	at St. Louis
1966:	W, 80-70	at Lexington
1998:	W, 88-61	at Atlanta (NCAA)
at Lexington: UK leads, 4-3		
at St. Louis: Tied, 3-3		
at Neutral Sites: SL leads, 3-1		
at Atlanta: UK leads, 1-0		
at New Orleans: SJ leads, 3-0		

SAM HOUSTON ST. (UK LEADS, 1-0)

Season	Score	Site
2010:	W, 102-92	at Lexington
at Lexington: UK leads, 1-0		

SAMFORD (UK LEADS, 2-0)

Season	Score	Site
2012:	W, 82-50	at Lexington
2013:	W, 88-56	at Lexington
at Lexington: UK leads, 2-0		

SAN DIEGO (SD LEADS, 1-0)

Season	Score	Site
2008:	L, 81-72	at Lexington
at Lexington: SD leads, 1-0		

SAN FRANCISCO (UK LEADS, 1-0)

Season	Score	Site
1994:	W, 110-83	at Lexington
at Lexington: UK leads, 1-0		

SAN JOSE STATE (UK LEADS, 1-0)

Season	Score	Site
1996:	W, 110-72	at Dallas (NCAA)
at Neutral Sites: UK leads, 1-0		
at Dallas: UK leads, 1-0		

SANTA CLARA (UK LEADS, 1-0)

Season	Score	Site
2007:	W, 74-60	at Lexington
at Lexington: UK leads, 1-0		

SEATTLE (UK LEADS, 1-0)

Season	Score	Site
1958:	W, 84-72	at Louisville (NCAA)
at Neutral Sites: UK leads, 1-0		
at Louisville: UK leads, 1-0		

SETON HALL (TIED, 1-1)

Season	Score	Site
1982:	W, 98-72	at Lexington (UKIT)
1989:	L, 63-60	at Anchorage, Alaska
at Lexington: UK leads, 1-0		
at Neutral Sites: UK leads, 1-0		
at Anchorage, Alaska: UK leads, 1-0		

SEWANEE (UK LEADS, 6-0)

Season	Score	Site
1923:	W, 30-14	at Lexington
1924:	W, 50-15	at Lexington
1930:	W, 44-22	at Atlanta (So.Con.)
1932:	W, 30-20	at Sewanee, Tenn.
1934:	W, 55-16	at Sewanee, Tenn.
	W, 60-15	at Lexington
at Lexington: UK leads, 3-0		
at Sewanee, Tenn.: UK leads, 2-0		
at Neutral Sites: UK leads, 1-0		
at Atlanta: UK leads, 1-0		

SOUTH CAROLINA (UK LEADS, 50-11)

Season	Score	Site
1928:	W, 56-40	at Atlanta (So.Con.)
1933:	W, 44-36	at Lexington
	L, 44-38	at Columbia, S.C.
1942:	W, 64-25	at Lexington
1968:	W, 76-66	at Lexington (UKIT)
1977:	W, 98-67	at Columbia, S.C.
1978:	W, 84-65	at Lexington
1979:	W, 79-74	at Columbia, S.C.
1980:	W, 126-81	at Lexington
1992:	W, 80-63	at Columbia, S.C.
	W, 74-56	at Lexington
1993:	W, 108-82	at Columbia, S.C.
	W, 87-66	at Lexington
1994:	W, 79-67	at Lexington
	L, 75-74	at Columbia, S.C.
1995:	W, 80-55	at Columbia, S.C.
	W, 90-72	at Lexington
1996:	W, 89-60	at Columbia, S.C.
	W, 89-57	at Lexington
1997:	L, 84-79 ^{OT}	at Columbia, S.C.
	L, 72-66	at Lexington
1998:	W, 91-70	at Lexington
	W, 69-57	at Columbia, S.C.
	W, 86-56	at Atlanta (SEC)
1999:	W, 68-61	at Columbia, S.C.
	W, 74-40	at Lexington
2000:	W, 64-48	at Columbia, S.C.
	W, 76-63	at Lexington
2001:	W, 69-63	at Lexington
	W, 94-61	at Columbia, S.C.
	W, 78-65	at Nashville, Tenn. (SEC)
2002:	W, 51-50	at Columbia, S.C.
	W, 91-74	at Lexington
	L, 70-57	at Atlanta (SEC)
2003:	W, 62-55	at Lexington
	W, 87-69	at Columbia, S.C.
2004:	W, 65-64	at Lexington
	W, 84-65	at Columbia, S.C.
	W, 78-63	at Atlanta (SEC)
2005:	W, 79-75	at Lexington
	L, 73-61	at Columbia, S.C.
2006:	W, 80-78	at Lexington
	W, 79-66	at Columbia, S.C.
	L, 65-61	at Nashville, Tenn. (SEC)
2007:	W, 87-49	at Columbia, S.C.
	W, 95-89	at Lexington
2008:	W, 78-70	at Lexington
	W, 71-63	at Columbia, S.C.
2009:	L, 78-77	at Lexington
	L, 77-59	at Columbia, S.C.
2010:	L, 62-68	at Columbia, S.C.
	W, 82-61	at Lexington
2011:	W, 67-58	at Columbia, S.C.
	W, 90-59	at Lexington
2012:	W, 79-64	at Lexington
	W, 86-52	at Columbia, S.C.
2013:	W, 77-55	at Lexington
2014:	L, 72-67	at Columbia, S.C.
2015:	W, 58-43	at Columbia, S.C.
	W, 77-43	at Lexington
2016:	W, 89-62	at Columbia, S.C.
at Lexington: UK leads, 26-2		
at Columbia, S.C.: UK leads, 20-7		
at Neutral Sites: UK leads, 4-2		
at Atlanta: UK leads, 3-1		
at Nashville, Tenn.: Tied, 1-1		

SOUTH CAROLINA STATE (UK LEADS, 1-0)

Season	Score	Site
1998:	W,	



SCORES VS. ALL OPPONENTS

SOUTHERN CAL (USC LEADS, 3-0)

Season	Score	Site
1960:	L, 87-73	at Los Angeles
1962:	L, 79-77	at Lexington
2001:	L, 80-76	at Philadelphia (NCAA)
<i>at Lexington: USC leads, 1-0</i>		
<i>at Los Angeles: USC leads, 1-0</i>		
<i>at Neutral Sites: USC leads, 1-0</i>		
<i>at Philadelphia: USC leads, 1-0</i>		

SMU (UK LEADS, 3-2)

Season	Score	Site
1957:	W, 73-67	at Lexington (UKIT)
1958:	L, 65-64	at Dallas
1959:	W, 72-60	at Lexington
1977:	W, 110-86	at Lexington
1985:	L, 56-54	at Lexington
<i>at Lexington: UK leads, 3-1</i>		
<i>at Dallas: SMU leads, 1-0</i>		

STONY BROOK (UK LEADS, 2-0)

Season	Score	Site
2008:	W, 82-52	at Lexington
2016:	W, 85-57	at Des Moines, Iowa (NCAA)
<i>at Lexington: UK leads, 1-0</i>		
<i>at Neutral Sites: UK leads, 1-0</i>		
<i>at Des Moines, Iowa: UK leads, 1-0</i>		

ST. ANDREWS (TIED, 1-1)

Season	Score	Site
1915:	W, 32-15	at Lexington
	L, 50-25	at Louisville, Ky.
<i>at Lexington: UK leads, 1-0</i>		
<i>at Louisville, Ky.: SA leads, 1-0</i>		

ST. BONAVENTURE (UK LEADS, 1-0)

Season	Score	Site
2000:	W, 85-80 ^{OT}	at Cleveland (NCAA)
<i>at Neutral Sites: UK leads, 1-0</i>		
<i>at Cleveland: UK leads, 1-0</i>		

ST. JOHN'S (UK LEADS, 11-5)

Season	Score	Site
1944:	W, 44-38	at New York
	L, 48-45	at New York (NIT)
1946:	W, 73-59	at New York
1947:	W, 70-50	at New York
1948:	W, 52-40	at New York
1949:	W, 57-30	at New York
1950:	L, 69-58	at New York
1951:	W, 43-37	at New York
	W, 59-43	at New York (NCAA)
1952:	W, 81-40	at Lexington
	L, 64-57	at Raleigh, N.C. (NCAA)
1978:	W, 102-72	at Lexington (UKIT)
1985:	L, 86-70	at Denver (NCAA)
1993:	W, 86-77	at New York
2001:	L, 62-61	at New York
2012:	W, 81-59	at Lexington
<i>at Lexington: UK leads, 3-0</i>		
<i>at New York: UK leads, 8-3</i>		
<i>at Neutral Sites: SJ leads, 2-0</i>		
<i>at Denver: SJ leads, 1-0</i>		
<i>at Raleigh, N.C.: SJ leads, 1-0</i>		

ST. JOSEPH'S (UK LEADS, 2-0)

Season	Score	Site
1939:	W, 41-30	at Philadelphia
1997:	W, 102-72	at San Jose, Calif. (NCAA)
<i>at Philadelphia: UK leads, 1-0</i>		
<i>at Neutral Sites: UK leads, 1-0</i>		
<i>at San Jose, Calif.: UK leads, 1-0</i>		

STANFORD (UK LEADS, 3-0)

Season	Score	Site
1974:	W, 78-77	at Lexington (UKIT)
1998:	W, 86-85 ^{OT}	at San Antonio (NCAA)
2010:	W, 73-65 ^{OT}	at Cancun, Mexico
<i>at Lexington: UK leads, 1-0</i>		
<i>at Neutral Sites: UK leads, 2-0</i>		
<i>at Cancun, Mexico: UK leads, 1-0</i>		
<i>at San Antonio: UK leads, 1-0</i>		

SYRACUSE (UK LEADS, 8-3)

Season	Score	Site
1951:	W, 69-59	at New Orleans (Sugar)
1965:	W, 110-77	at Lexington
1975:	W, 95-79	at San Diego (NCAA)
1979:	W, 94-87	at Lexington (UKIT)
1988:	W, 62-58	at Lexington
1989:	L, 89-73	at Syracuse, N.Y.
1994:	L, 93-85	at Syracuse, N.Y.
1995:	W, 77-71	at Lexington
1996:	W, 76-67	at E. Rutherford, N.J. (NCAA)
1997:	W, 87-53	at Anchorage, Alaska
2000:	L, 52-50	at Cleveland (NCAA)

at Lexington: UK leads, 4-0
at Syracuse, N.Y.: SU leads, 2-0
at Neutral Sites: UK leads, 4-1
at Anchorage, Alaska: UK leads, 1-0
at Cleveland: SU leads, 1-0
at East Rutherford, N.J.: UK leads, 1-0
at New Orleans: UK leads, 1-0
at San Diego: UK leads, 1-0

TEMPLE (UK LEADS, 14-4)

Season	Score	Site
1945:	W, 45-44	at Philadelphia
1946:	L, 53-45	at Philadelphia
	W, 54-43	at Louisville
1947:	W, 68-29	at Louisville
1948:	L, 60-59	at Philadelphia
1949:	W, 58-38	at Louisville
1954:	W, 86-59	at Lexington
1955:	W, 79-61	at Lexington
	W, 101-69	at Philadelphia
1956:	L, 73-61	at Lexington
1957:	W, 73-58	at Philadelphia
1958:	W, 85-83 ^{OT}	at Lexington
	W, 61-60	at Louisville (NCAA)
1959:	W, 76-71	at Philadelphia
1960:	W, 97-92	at Louisville
1961:	L, 66-58	at Philadelphia
1962:	W, 78-55	at Lexington
1963:	W, 56-52	at Philadelphia
<i>at Lexington: UK leads, 4-1</i>		
<i>at Philadelphia: UK leads, 5-3</i>		
<i>at Neutral Sites: UK leads, 5-0</i>		
<i>at Louisville: UK leads, 5-0</i>		

TENNESSEE (UK LEADS, 152-68)

Season	Score	Site
1910:	W, 26-5	at Lexington
1912:	W, 27-15	at Lexington
1914:	W, 20-14	at Lexington
	W, 20-18	at Lexington
1915:	L, 36-21	at Knoxville, Tenn.
	L, 27-22	at Knoxville, Tenn.
	W, 22-13	at Lexington
	W, 20-18	at Lexington
1916:	L, 28-17	at Lexington
1917:	L, 23-20	at Lexington
	L, 22-19	at Lexington
	L, 27-26	at Knoxville, Tenn.
	L, 30-10	at Knoxville, Tenn.
1918:	W, 33-26	at Lexington
	W, 40-12	at Lexington
	W, 29-18	at Knoxville, Tenn.
	W, 32-20	at Knoxville, Tenn.
1919:	L, 40-22	at Knoxville, Tenn.
	W, 30-14	at Lexington
1920:	L, 29-24	at Lexington
	L, 27-26	at Lexington
	L, 28-25	at Knoxville, Tenn.
	W, 34-26	at Knoxville, Tenn.
1923:	L, 30-26	at Knoxville, Tenn.
	L, 28-23	at Lexington
1924:	L, 20-13	at Knoxville, Tenn.
1925:	W, 35-22	at Knoxville, Tenn.
	W, 26-21	at Lexington
1926:	W, 51-17	at Knoxville, Tenn.
	W, 27-21	at Lexington
1927:	L, 19-14	at Knoxville, Tenn.
	L, 30-21	at Lexington
1928:	W, 48-18	at Lexington
	W, 43-16	at Knoxville, Tenn.
1929:	W, 35-29	at Knoxville, Tenn.
	W, 27-22	at Lexington
1930:	W, 23-20	at Lexington
	L, 29-24 ^{OT}	at Knoxville, Tenn.
1931:	W, 31-23	at Lexington
	W, 36-32 ^{OT}	at Knoxville, Tenn.
1932:	W, 29-28	at Knoxville, Tenn.
	W, 41-27	at Lexington
1933:	W, 42-21	at Knoxville, Tenn.
	W, 44-23	at Lexington
1934:	W, 44-23	at Knoxville, Tenn.
	W, 53-26	at Lexington
1935:	W, 48-21	at Lexington
	W, 38-36	at Knoxville, Tenn.
1936:	W, 40-31	at Lexington
	L, 39-28	at Knoxville, Tenn.
	L, 39-28	at Knoxville, Tenn. (SEC)
1937:	W, 43-26	at Lexington
	L, 26-24	at Knoxville, Tenn.
	W, 39-25	at Knoxville, Tenn. (SEC)
1938:	W, 52-27	at Lexington
	W, 29-26	at Knoxville, Tenn.
1939:	L, 30-29	at Lexington
	W, 36-34 ^{OT}	at Knoxville, Tenn.
	W, 46-38	at Knoxville, Tenn. (SEC)
1940:	W, 35-26	at Lexington
	L, 27-23	at Knoxville, Tenn.
	W, 30-29 ^{OT}	at Knoxville, Tenn. (SEC)
1941:	L, 32-22	at Knoxville, Tenn.
	W, 37-28	at Lexington
	L, 36-33	at Louisville (SEC)
1942:	L, 46-40	at Knoxville, Tenn.
	W, 36-33	at Lexington
1943:	W, 30-28	at Knoxville, Tenn.
	W, 53-29	at Lexington
	L, 33-30	at Louisville (SEC)
1945:	L, 35-34	at Knoxville, Tenn.
	W, 40-34	at Lexington
	W, 39-35	at Louisville (SEC)
1946:	W, 50-32	at Knoxville, Tenn.
	W, 54-34	at Lexington
1947:	W, 54-39	at Knoxville, Tenn.
	W, 61-46	at Lexington
1948:	W, 65-54	at Knoxville, Tenn.
	W, 69-42	at Lexington
	W, 70-47	at Louisville (SEC)
1949:	W, 66-51	at Knoxville, Tenn.
	W, 71-56	at Lexington
	W, 83-44	at Louisville (SEC)
1950:	L, 66-53	at Knoxville, Tenn.
	W, 79-52	at Lexington
	W, 95-58	at Louisville (SEC)
1951:	W, 70-45	at Knoxville, Tenn.
	W, 86-61	at Lexington
	W, 86-56	at Knoxville, Tenn.
	W, 95-40	at Lexington
	W, 81-66	at Louisville (SEC)
1954:	W, 97-71	at Knoxville, Tenn.
	W, 90-63	at Lexington
1955:	W, 84-66	at Knoxville, Tenn.
	W, 104-61	at Lexington
1956:	W, 95-68	at Knoxville, Tenn.
	W, 101-77	at Lexington
1957:	W, 97-72	at Knoxville, Tenn.
	W, 93-75	at Lexington
1958:	W, 77-68	at Lexington
	W, 77-66	at Knoxville, Tenn.
1959:	W, 79-58	at Lexington
	W, 69-56	at Knoxville, Tenn.
1960:	W, 78-68	at Knoxville, Tenn.
	L, 65-63	at Lexington
1961:	W, 83-54	at Lexington
	W, 68-61	at Knoxville, Tenn.
1962:	W, 96-69	at Knoxville, Tenn. (UKIT)
	W, 95-82	at Knoxville, Tenn.
	W, 90-59	at Lexington
1963:	L, 78-69 ^{OT}	at Lexington
	L, 63-55	at Knoxville, Tenn.
1964:	W, 66-57	at Lexington
	W, 42-38	at Knoxville, Tenn.
1965:	L, 77-58	at Knoxville, Tenn.
	W, 61-60	at Lexington
1966:	W, 78-64	at Lexington
	L, 69-62	at Knoxville, Tenn.
1967:	L, 52-50 ^{OT}	at Lexington
	L, 76-57	at Knoxville, Tenn.
1968:	L, 87-59	at Knoxville, Tenn.
	W, 60-59	at Lexington
1969:	W, 69-66	at Knoxville, Tenn.
	W, 84-69	at Lexington
1970:	W, 68-52	at Lexington
	W, 86-69	at Knoxville, Tenn.
1971:	L, 75-71	at Knoxville, Tenn.
	W, 84-78	at Lexington
1972:	W, 72-70	at Lexington
	W, 67-66	at Knoxville, Tenn.
1973:	L, 65-64	at Knoxville, Tenn.
	W, 86-81	at Lexington
1974:	L, 67-54	at Knoxville, Tenn.
	W, 61-58	at Lexington
1975:	W, 88-82	at Knoxville, Tenn.
	L, 103-98	at Knoxville, Tenn.
1976:	L, 90-88 ^{OT}	at Lexington
	L, 92-85	at Knoxville, Tenn.
1977:	L, 71-67 ^{OT}	at Lexington
	L, 81-79	at Knoxville, Tenn.
1978:	W, 90-77	at Lexington
	W, 68-57	at Knoxville, Tenn.
1979:	L, 66-55	at Lexington
	L, 101-84	at Knoxville, Tenn.
	L, 75-69 ^{OT}	at Birmingham, Ala. (SEC)
1980:	L, 49-47	at Knoxville, Tenn.
	W, 83-75	at Lexington
1981:	W, 48-47	at Lexington
	L, 87-71	at Knoxville, Tenn.
1982:	L, 70-66	at Knoxville, Tenn.
	W, 77-67	at Lexington
1983:	L, 65-63	at Knoxville, Tenn.
	W, 69-61	at Lexington
1984:	W, 93-74	at Lexington
	L, 63-58	at Knoxville, Tenn.
1985:	L, 81-65	at Knoxville, Tenn.

1986:	W, 92-67	at Lexington
	W, 74-57	at Lexington
	W, 62-60	at Knoxville, Tenn.
1987:	L, 75-68	at Knoxville, Tenn.
	W, 91-84 ^{OT}	at Lexington
1988:	W, 83-65	at Lexington
	L, 72-70	at Knoxville, Tenn.
1989:	W, 66-65	at Knoxville, Tenn.
	W, 76-71	at Lexington
1990:	W, 95-83	at Lexington
	L, 102-100	at Knoxville, Tenn.
1991:	W, 78-74	at Knoxville, Tenn.
	W, 85-74	at Lexington
1992:	L, 107-85	at Knoxville, Tenn.
	W, 99-88	at Lexington
1993:	W, 84-70	at Lexington
	L, 78-77	at Knoxville, Tenn.
	W, 101-40	at Lexington (SEC)
1994:	W, 93-74	at Lexington
	W, 77-73	at Knoxville, Tenn.
1995:	W, 69-50	at Lexington
	W, 68-48	at Knoxville, Tenn.
1996:	W, 61-44	at Lexington
	W, 90-50	at Knoxville, Tenn.
1997:	W, 74-40	at Lexington
	W, 74-64	at Knoxville, Tenn.
1998:	W, 85-67	at Knoxville, Tenn.
	W, 80-74	at Lexington
1999:	L, 47-46	at Lexington
	L, 68-61	at Knoxville, Tenn.
2000:	W, 81-68	at Lexington
	L, 74-67	at Knoxville, Tenn.
2001:	W, 84-74	at Lexington
	W, 103-95	at Knoxville, Tenn.

SCORES VS. ALL OPPONENTS

TEXAS (UK LEADS, 2-0)

Season Score Site
1994: W, 86-61 at Maui, Hawaii
2015: W, 63-51 at Lexington
at Lexington: UK leads, 1-0
at Neutral Sites: UK leads, 1-0
AT MAUI, HAWAII: UK LEADS, 1-0

TEXAS A&M (UK LEADS, 6-3)

Season Score Site
1942: W, 49-29 at Lexington
1947: W, 83-18 at Lexington
1979: L, 73-69 at Lexington (UKIT)
2013: L, 83-71 at Lexington
W, 72-68 OT at College Station
2014: W, 68-51 at Lexington
2015: W, 70-64 2OT at College Station
2016: L, 79-77 OT at College Station
W, 82-77 OT at Nashville, Tenn. (SEC)
at Lexington: UK leads, 3-2
at College Station: UK leads, 2-1
at Neutral Sites: UK leads, 1-0
at Nashville, Tenn.: UK leads, 1-0

TCU (UK LEADS, 2-0)

Season Score Site
1977: W, 103-53 at Lexington
1996: W, 124-80 at Lexington
at Lexington: UK leads, 2-0

TEXAS SOUTHERN (UK LEADS, 1-0)

Season Score Site
2008: W, 83-35 at Lexington
at Lexington: UK leads, 1-0

TEXAS STATE (UK LEADS, 1-0)

Season Score Site
1992: W, 82-36 at Lexington
at Lexington: UK leads, 1-0

TEXAS TECH (UK LEADS, 4-0)

Season Score Site
1964: W, 107-91 at Lexington
1966: W, 89-73 at Lubbock, Texas
1987: W, 66-60 at Lexington
1995: W, 83-68 at Cincinnati
at Lexington: UK leads, 2-0
at Lubbock, Texas: UK leads, 1-0
at Neutral Sites: UK leads, 1-0
at Cincinnati: UK leads, 1-0

TOLEDO (UK LEADS, 1-0)

Season Score Site
1985: W, 63-54 at Lexington
at Lexington: UK leads, 1-0

TRANSYLVANIA (TIED, 7-7)

Season Score Site
1903: L, 42-22 at UK
1904: L, 12-55 at Transylvania
1905: L, 14-12 at Transylvania
W, 30-29 at UK
L, 22-1 at Transylvania
L, 33-23 at UK
1906: UK* at Lexington YMCA
1907: W, 16-14 at UK
L, 19-5 at Transylvania
1908: W, 20-15 at UK
W, 20-15 at Transylvania
1911: L, 23-18 at UK
W, 22-19 at Transylvania
W, 30-24 at UK
at UK: UK leads, 4-3
at Transylvania: TU leads, 4-2
at Neutral Sites: UK leads, 1-0
*at Lexington YMCA: UK leads, 1-0

TUFTS (UK LEADS, 1-0)

Season Score Site
1945: W, 66-56 at New York (NCAA)
at Neutral Sites: UK leads, 1-0
at New York: UK leads, 1-0

TULANE (UK LEADS, 41-5)

Season Score Site
1921: W, 50-28 at Atlanta (SIAA)
1925: W, 29-22 at Lexington
1929: L, 34-22 at New Orleans
W, 29-15 at Atlanta (So.Con.)
1932: W, 50-30 at Atlanta (So.Con.)
1933: W, 53-17 at Lexington
W, 42-11 at Lexington
1934: W, 32-22 at New Orleans
W, 42-29 at New Orleans
1935: W, 38-9 at New Orleans
W, 52-12 at New Orleans

W, 63-26 at Lexington
W, 55-12 at New Orleans
1936: W, 49-24 at Lexington
W, 39-21 at Lexington
1937: L, 35-28 at New Orleans
W, 28-25 at New Orleans
1938: L, 38-36 at Baton Rouge, La. (SEC)
1941: W, 59-30 at Louisville (SEC)
1943: W, 48-31 at Louisville (SEC)
1944: W, 62-46 at Louisville (SEC)
1947: W, 64-35 at New Orleans
W, 55-38 at Louisville (SEC)
1949: W, 51-47 at Louisville
W, 78-47 at New Orleans (Sugar)
W, 68-52 at Louisville (SEC)
1951: W, 104-68 at New Orleans
1952: W, 103-54 at Lexington
W, 85-61 at Louisville (SEC)
1954: W, 94-43 at Lexington
1955: W, 58-44 at New Orleans
1956: W, 85-63 at Lexington
1957: L, 68-60 at New Orleans
1958: W, 86-50 at Lexington
1959: W, 85-68 at New Orleans
1960: W, 68-42 at Lexington
1961: L, 72-70 at New Orleans
1962: W, 97-72 at Lexington
1963: W, 81-72 at New Orleans
1964: W, 105-63 at Lexington
1965: W, 102-72 at New Orleans
1966: W, 103-74 at Lexington
1983: W, 80-61 at Lexington (UKIT)
1995: W, 82-60 at Memphis, Tenn. (NCAA)
2002: W, 101-67 at Louisville
2003: W, 76-60 at New Orleans
at Lexington: UK leads, 15-0
at New Orleans: UK leads, 14-4
at Neutral Sites: UK leads, 12-1
at Atlanta: UK leads, 3-0
at Baton Rouge, La.: TU leads, 1-0
at Louisville: UK leads, 8-0
at Memphis, Tenn.: UK leads, 1-0

TULSA (UK LEADS, 5-0)

Season Score Site
1948: W, 72-18 at Lexington
W, 71-22 at Lexington
1949: W, 81-27 at Lexington
1998: W, 74-53 at Lexington
2002: W, 87-82 at St. Louis (NCAA)
at Lexington: UK leads, 4-0
at Neutral Sites: UK leads, 1-0
at St. Louis: UK leads, 1-0

UAB (UAB LEADS, 3-2)

Season Score Site
1981: W, 61-53 at Lexington (UKIT)
L, 69-62 at Tuscaloosa, Ala. (NCAA)
2004: L, 76-75 at Columbus, Ohio (NCAA)
2006: W, 69-64 at Philadelphia (NCAA)
2008: L, 79-76 at Louisville
at Lexington: UK leads, 1-0
at Neutral Sites: UAB leads, 3-1
at Birmingham, Ala.: UAB leads, 1-0
at Columbus, Ohio: UAB leads, 1-0
at Louisville: UAB leads 1-0
at Philadelphia: UK leads, 1-0

UCLA (UK LEADS, 7-5)

Season Score Site
1952: W, 84-53 at Lexington
1960: W, 68-66 at Los Angeles
1961: W, 77-76 at Lexington
1975: L, 92-85 at San Diego (NCAA)
1995: L, 82-81 at Anaheim, Calif.
1998: W, 94-68 at St. Petersburg, Fla. (NCAA)
1999: W, 66-62 at Bayamone, P.R.
2001: L, 97-92 OT at New York
2004: W, 52-50 at Anaheim, Calif.
2007: L, 73-68 at Honolulu
2015: W, 83-44 at Chicago
2016: L, 87-77 at Los Angeles
at Lexington: UK leads, 2-0
at Los Angeles: Tied, 1-1
at Neutral Sites: Tied, 4-4
at Anaheim, Calif.: Tied, 1-1
at Bayamone, P.R.: UK leads, 1-0
at Chicago: UK leads, 1-0
at Honolulu: UCLA leads, 1-0
at New York: UCLA leads, 1-0
at San Diego: UCLA leads, 1-0
at St. Petersburg, Fla.: UK leads, 1-0

UNLV (UK LEADS, 4-0)

Season Score Site
1978: W, 92-70 at Lexington

1980: W, 74-69 at Las Vegas
1985: W, 64-61 at Salt Lake City (NCAA)
2009: W, 70-60 at Lexington (NIT)
at Lexington: UK leads, 2-0
at Las Vegas: UK leads, 1-0
at Neutral Sites: UK leads, 1-0
at Salt Lake City: UK leads, 1-0

UTAH (UK LEADS, 9-2)

Season Score Site
1944: W, 46-38 at New York (NIT)
1947: L, 49-45 at New York (NIT)
1955: W, 70-65 at Lexington (UKIT)
1977: L, 70-68 at Lexington (UKIT)
1993: W, 83-62 at Nashville, Tenn. (NCAA)
1996: W, 101-70 at Minneapolis (NCAA)
1997: W, 72-59 at San Jose, Calif. (NCAA)
1998: W, 78-69 at San Antonio (NCAA)
2001: W, 56-48 at Lexington (Pre-NIT)
2003: W, 74-54 at Nashville, Tenn. (NCAA)
2005: W, 62-52 at Austin, Texas (NCAA)
at Lexington: UK leads, 2-1
at Neutral Sites: UK leads, 7-1
at Austin, Texas: UK leads, 1-0
at Minneapolis: UK leads, 1-0
at Nashville, Tenn.: UK leads, 2-0
at New York: Tied, 1-1
at San Antonio: UK leads, 1-0
at San Jose, Calif.: UK leads, 1-0

UTAH STATE (UK LEADS, 1-0)

Season Score Site
1958: W, 92-64 at Lexington
at Lexington: UK leads, 1-0

UT ARLINGTON (UK LEADS, 2-0)

Season Score Site
2014: W, 105-76 at Lexington
2015: W, 92-44 at Lexington
at Lexington: UK leads, 2-0

UTEP (UTEP LEADS, 1-0)

Season Score Site
1966: L, 72-65 at College Park, Md. (NCAA)
at Neutral Sites: UTEP leads, 1-0
at College Park, Md.: UTEP leads, 1-0
* Formerly Texas Western

VALPARAISO (UK LEADS, 1-0)

Season Score Site
2002: W, 83-68 at St. Louis (NCAA)
at Neutral Sites: UK leads, 1-0
at St. Louis: UK leads, 1-0

VANDERBILT (UK LEADS, 141-47)

Season Score Site
1912: W, 28-17 at Lexington
W, 22-18 at Lexington
1913: L, 24-17 at Lexington
W, 42-29 at Lexington
1915: L, 39-34 at Lexington
W, 36-24 at Lexington
1916: L, 39-25 at Lexington
L, 23-20 at Lexington
1919: L, 36-26 at Lexington
1921: W, 39-18 at Lexington
1922: L, 22-12 at Nashville, Tenn.
1924: W, 33-13 at Lexington
1926: W, 30-20 at Lexington
1927: L, 48-32 at Lexington
1928: W, 43-23 at Lexington
W, 54-29 at Nashville, Tenn.
1931: W, 42-37 at Nashville, Tenn.
W, 43-23 at Lexington
1932: W, 61-37 at Nashville, Tenn.
L, 32-31 at Lexington
1933: W, 40-29 at Nashville, Tenn.
W, 45-28 at Lexington
1934: W, 48-26 at Nashville, Tenn.
W, 47-27 at Lexington
1935: W, 58-22 at Nashville, Tenn.
W, 53-19 at Lexington
1936: L, 33-24 at Nashville, Tenn.
W, 61-41 at Lexington
1937: W, 41-26 at Nashville, Tenn.
W, 51-19 at Lexington
1938: W, 42-19 at Nashville, Tenn.
W, 48-24 at Lexington
1939: W, 51-37 at Nashville, Tenn.
W, 52-27 at Lexington
1940: L, 40-32 at Nashville, Tenn.
W, 43-38 at Lexington
W, 44-34 at Knoxville, Tenn. (SEC)
1941: W, 51-50 at Nashville, Tenn.
W, 58-31 at Lexington
1943: W, 39-38 at Lexington

W, 54-43 at Nashville, Tenn.
W, 59-37 at Nashville, Tenn.
W, 64-31 at Paducah, Ky.
1947: W, 82-30 at Nashville, Tenn.
W, 84-41 at Lexington
W, 98-29 at Louisville (SEC)
1948: W, 82-51 at Nashville, Tenn.
W, 79-43 at Lexington
1949: W, 72-50 at Nashville, Tenn.
W, 70-37 at Lexington
1950: W, 58-54 at Nashville, Tenn.
W, 70-66 at Lexington
1951: W, 74-49 at Nashville, Tenn.
W, 89-57 at Lexington
L, 61-57 at Louisville (SEC)
1952: W, 88-51 at Nashville, Tenn.
W, 75-45 at Lexington
1954: W, 85-63 at Nashville, Tenn.
W, 100-64 at Lexington
1955: W, 75-71 at Nashville, Tenn.
W, 77-59 at Lexington
1956: L, 81-73 at Nashville, Tenn.
W, 76-55 at Lexington
1957: W, 91-83 at Nashville, Tenn.
W, 80-65 at Lexington
1958: W, 86-81 at Nashville, Tenn.
W, 65-61 at Lexington
1959: L, 75-66 at Nashville, Tenn.
W, 83-71 at Lexington
1960: W, 76-59 at Nashville, Tenn.
W, 68-60 at Lexington
1961: L, 64-62 at Nashville, Tenn.
W, 60-59 at Lexington
W, 88-67 at Knoxville, Tenn. (SEC)
1962: W, 77-68 at Nashville, Tenn.
W, 87-80 at Lexington
1963: W, 106-82 at Nashville, Tenn.
L, 69-67 at Lexington
1964: L, 85-83 at Nashville, Tenn.
W, 104-73 at Lexington
1965: L, 97-79 at Lexington
L, 91-90 at Nashville, Tenn.
1966: W, 96-83 at Lexington
W, 105-90 at Nashville, Tenn.
L, 91-89 OT at Lexington
L, 110-94 at Nashville, Tenn.
1968: W, 94-78 at Nashville, Tenn.
W, 85-80 at Lexington
1969: W, 103-89 at Lexington
L, 101-99 at Nashville, Tenn.
1970: L, 89-81 at Nashville, Tenn.
W, 90-86 at Lexington
1971: W, 102-92 at Lexington
W, 119-90 at Nashville, Tenn.
1972: W, 106-80 at Lexington
W, 85-80 OT at Nashville, Tenn.
L, 76-75 at Nashville, Tenn.
L, 83-76 at Lexington
1974: L, 82-65 at Lexington
L, 71-69 at Nashville, Tenn.
1975: W, 91-90 at Nashville, Tenn.
W, 109-84 at Lexington
1976: W, 77-76 at Lexington
L, 69-65 at Nashville, Tenn.
1977: W, 64-62 at Nashville, Tenn.
W, 113-73 at Lexington
1978: W, 72-59 at Lexington
W, 78-68 at Nashville, Tenn.
1979: L, 68-58 at Nashville, Tenn.
W, 96-70 at Lexington
1980: W, 106-90 at Lexington
W, 91-73 at Nashville, Tenn.
1981: W, 78-64 at Nashville, Tenn.
W, 80-48 at Lexington
L, 60-55 at Birmingham, Ala. (SEC)
1982: W, 67-58 at Lexington
W, 73-69 at Nashville, Tenn.
1983: W, 82-77 at Nashville, Tenn.
W, 82-63 at Lexington
1984: W, 67-46 at Lexington
W, 58-54 at Nashville, Tenn.
1985: W, 75-58 at Lexington
W, 68-62 at Nashville, Tenn.
1986: W, 80-71 at Nashville, Tenn.
W, 73-65 at Lexington
1987: W, 71-65 at Nashville, Tenn.
W, 65-54 at Lexington
1988: W, 81-74 at Lexington
L, 83-66 at Nashville, Tenn.
1989: W, 70-61 at Lexington
L, 81-51 at Nashville, Tenn.
L, 77-63 at Knoxville, Tenn. (SEC)
1990: L, 92-85 at Nashville, Tenn.
W, 100-73 at Lexington
1991: W, 58-50 at Lexington
L, 98-87 at Nashville, Tenn.





SCORES VS. ALL OPPONENTS

1992:	W, 84-71	at Nashville, Tenn.
	W, 80-56	at Lexington
	W, 76-57	at Birmingham, Ala. (SEC)
1993:	L, 101-86	at Nashville, Tenn.
	W, 82-67	at Lexington
1994:	W, 107-82	at Lexington
	W, 77-69	at Nashville, Tenn.
1995:	W, 81-68	at Lexington
	W, 71-60	at Nashville, Tenn.
1996:	W, 120-81	at Nashville, Tenn.
	W, 101-63	at Lexington
1997:	W, 58-46	at Cincinnati
	W, 82-79	at Nashville, Tenn.
1998:	W, 71-62	at Lexington
	W, 63-61	at Nashville, Tenn.
1999:	W, 73-57	at Nashville, Tenn.
	W, 88-63	at Lexington
2000:	W, 72-52	at Lexington
	W, 81-73 ^{OT}	at Nashville, Tenn.
2001:	W, 86-75	at Lexington
	W, 79-74	at Nashville, Tenn.
2002:	W, 67-59	at Lexington
	L, 86-73	at Nashville, Tenn.
2003:	W, 74-52	at Nashville, Tenn.
	W, 106-44	at Lexington
	W, 81-63	at New Orleans
2004:	W, 75-63	at Lexington
	L, 66-60	at Nashville, Tenn.
2005:	W, 69-54	at Lexington
	W, 84-70	at Nashville, Tenn.
2006:	L, 57-52	at Lexington
	L, 84-81	at Nashville, Tenn.
2007:	L, 72-67	at Lexington
	L, 67-65	at Nashville, Tenn.
2008:	W, 79-73 ^{OT}	at Lexington
	L, 93-52	at Nashville, Tenn.
2009:	W, 70-60	at Lexington
	L, 77-64	at Nashville, Tenn.
2010:	W, 85-72	at Lexington
	W, 58-56	at Nashville, Tenn.
2011:	L, 77-81	at Nashville, Tenn.
	W, 68-66	at Lexington
2012:	W, 69-63	at Nashville, Tenn.
	W, 83-74	at Lexington
	L, 71-64	at New Orleans
2013:	W, 60-58	at Nashville, Tenn.
	W, 74-70	at Lexington
	L, 64-48	at Nashville
2014:	W, 71-62	at Nashville
2015:	W, 65-57	at Lexington
2016:	W, 76-57	at Lexington
	L, 74-62	at Nashville
	<i>at Lexington: UK leads, 79-14</i>	
	<i>at Nashville, Tenn.: UK leads, 55-29</i>	
	<i>at Neutral Sites: UK leads, 7-4</i>	
	<i>at Birmingham, Ala.: Tied, 1-1</i>	
	<i>at Cincinnati: UK leads, 1-0</i>	
	<i>at Knoxville, Tenn.: UK leads, 2-1</i>	
	<i>at Louisville: Tied, 1-1</i>	
	<i>at New Orleans: Tied, 1-1</i>	
	<i>at Paducah, Ky.: UK leads, 1-0</i>	
VERNON, IND. (UK LEADS, 1-0)		
Season	Score	Site
1906:	W, 34-14	at Vernon, Ind.
	<i>at Vernon, Ind.: UK leads, 1-0</i>	
VILLANOVA (UK LEADS, 6-0)		
Season	Score	Site
1949:	W, 85-72	at New York (NCAA)
1950:	W, 57-56 ^{OT}	at New Orleans (Sugar)
1983:	W, 93-79	at Lexington
1997:	W, 93-56	at Lexington
1998:	W, 79-63	at Philadelphia
2007:	W, 67-58	at Chicago (NCAA)
	<i>at Lexington: UK leads, 2-0</i>	
	<i>at Philadelphia: UK leads, 1-0</i>	
	<i>at Neutral Sites: UK leads, 4-0</i>	
	<i>at Chicago: UK leads, 1-0</i>	
	<i>at New Orleans: UK leads, 1-0</i>	
	<i>at New York: UK leads, 1-0</i>	
	<i>*As part of sanctions imposed upon the UK basketball program in 1989, the NCAA ordered Kentucky to erase from the record three NCAA tournament games from the 1987-88 season. Kentucky's 99-84 win over Southern, a 90-81 win over Maryland and an 80-74 loss to Villanova have been deleted from the records.</i>	
VIRGINIA (UK LEADS, 6-3)		
Season	Score	Site
1914:	L, 39-23	at Charlottesville, Va.
1922:	L, 32-30 ^{OT}	at Charlottesville, Va.
1924:	W, 29-16	at Lexington
1928:	W, 31-28	at Charlottesville, Va.
1962:	W, 93-73	at Lexington

1964:	W, 75-64	at Lexington
1966:	W, 99-73	at Charlottesville, Va.
1967:	W, 104-84	at Lexington
2003:	L, 75-61	at Maui, Hawaii
	<i>at Lexington: UK leads, 4-0</i>	
	<i>at Charlottesville, Va.: Tied, 2-2</i>	
	<i>at Neutral Sites: UVA leads, 1-0</i>	
	<i>at Maui, Hawaii: UVA leads, 1-0</i>	
VIRGINIA TECH (UK LEADS, 3-1)		
Season	Score	Site
1924:	W, 36-14	at Lexington
1956:	W, 56-55	at New Orleans (Sugar)
1963:	L, 80-77	at Lexington
1996:	W, 84-60	at Dallas (NCAA)
	<i>at Lexington: Tied, 1-1</i>	
	<i>at Neutral Sites: UK leads, 2-0</i>	
	<i>at Dallas: UK leads, 1-0</i>	
	<i>at New Orleans: UK leads, 1-0</i>	
VMI (UK LEADS, 5-3)		
Season	Score	Site
1915:	L, 32-18	at Lexington, Va.
1922:	L, 37-32	at Lexington, Va.
1926:	W, 32-25	at Atlanta (So.Con.)
1961:	W, 72-56	at Lexington, Ky.
1977:	W, 93-78	at College Park, Md. (NCAA)
1986:	W, 95-55	at Louisville
2002:	W, 99-57	at Lexington, Ky.
2009:	L, 111-103	at Lexington, Ky.
	<i>at Lexington, Ky.: UK leads, 2-1</i>	
	<i>at Lexington, Va.: VMI leads, 2-0</i>	
	<i>at Neutral Sites: UK leads, 3-0</i>	
	<i>at Atlanta: UK leads, 1-0</i>	
	<i>at College Park, Md.: UK leads, 1-0</i>	
	<i>at Louisville: UK leads, 1-0</i>	
WABASH (TIED, 1-1)		
Season	Score	Site
1925:	L, 57-10	at Crawfordsville, Ind.
1947:	W, 96-24	at Lexington
	<i>at Lexington: UK leads, 1-0</i>	
	<i>at Crawfordsville, Ind.: WC leads, 1-0</i>	
WAKE FOREST (UK LEADS, 5-0)		
Season	Score	Site
1953:	W, 101-69	at Lexington
1964:	W, 98-75	at Lexington (UKIT)
1993:	W, 103-69	at Charlotte, N.C. (NCAA)
1996:	W, 83-63	at Minneapolis (NCAA)
2010:	W, 90-60	at New Orleans (NCAA)
	<i>at Lexington: UK leads, 2-0</i>	
	<i>at Neutral Sites: UK leads, 3-0</i>	
	<i>at Charlotte, N.C.: UK leads, 1-0</i>	
	<i>at Minneapolis: UK leads, 1-0</i>	
	<i>at New Orleans: UK leads, 1-0</i>	
WASHINGTON UNIVERSITY OF ST. LOUIS (UK LEADS, 2-0)		
Season	Score	Site
1943:	W, 45-38	at Lexington
1948:	W, 69-39	at Memphis, Tenn.
	<i>at Lexington: UK leads, 1-0</i>	
	<i>at Neutral Sites: UK leads, 1-0</i>	
	<i>at Memphis, Tenn.: UK leads, 1-0</i>	
WASHINGTON (UK LEADS, 2-0)		
Season	Score	Site
1985:	W, 66-58	at Salt Lake City (NCAA)
2011:	W, 74-67	at Maui, Hawaii
	<i>at Neutral Sites: UK leads, 2-0</i>	
	<i>at Maui, Hawaii: UK leads, 1-0</i>	
	<i>at Salt Lake City: UK leads, 1-0</i>	
WASHINGTON & LEE (UK LEADS, 12-1)		
Season	Score	Site
1922:	W, 21-20	at Lexington, Va.
1926:	W, 28-22	at Lexington, Ky.
	W, 44-34	at Lexington, Ky.
1927:	L, 36-34	at Lexington, Ky.
1928:	W, 34-28	at Lexington, Ky.
1929:	W, 31-30	at Lexington, Ky.
1930:	W, 28-26 ^{OT}	at Lexington, Ky.
1931:	W, 23-18	at Lexington, Ky.
1932:	W, 48-28	at Lexington, Ky.
1939:	W, 67-47	at Lexington, Ky.
1942:	W, 62-32	at Lexington, Ky.
1952:	W, 96-46	at Lexington, Ky.
1957:	W, 94-66	at Lexington, Ky.
	<i>at Lexington, Ky.: UK leads, 11-1</i>	
	<i>at Lexington, Va.: UK leads, 1-0</i>	
WASHINGTON STATE (UK LEADS, 1-0)		
Season	Score	Site
1975:	W, 97-75	at Lexington (UKIT)
	<i>at Lexington: UK leads, 1-0</i>	

WAYNE (UK LEADS, 1-0)		
Season	Score	Site
1956:	W, 84-64	at Iowa City, Iowa (NCAA)
	<i>at Neutral Sites: UK leads, 1-0</i>	
	<i>at Iowa City, Iowa: UK leads, 1-0</i>	
WESTERN CAROLINA (UK LEADS, 2-0)		
Season	Score	Site
1989:	W, 78-60	at Lexington
1997:	W, 82-55	at Lexington
	<i>at Lexington: UK leads, 2-0</i>	
WESTERN KENTUCKY (UK LEADS, 4-2)		
Season	Score	Site
1971:	L, 107-83	at Athens, Ga. (NCAA)
1986:	W, 71-64	at Charlotte, N.C. (NCAA)
1991:	W, 84-70	at Louisville, Ky.
1992:	W, 93-83	at Lexington
2002:	L, 64-52	at Lexington
2012:	W, 81-66	at Louisville, Ky. (NCAA)
	<i>at Lexington: Tied, 1-1</i>	
	<i>at Neutral Sites: UK leads, 2-1</i>	
	<i>at Athens, Ga.: WKU leads, 1-0</i>	
	<i>at Charlotte, N.C.: UK leads, 1-0</i>	
	<i>at Louisville, Ky.: UK leads, 2-0</i>	
WESTERN ONTARIO (UK LEADS, 4-0)		
Season	Score	Site
1946:	W, 51-42	at Lexington
	W, 71-28	at Lexington
1948:	W, 98-41	at Lexington
1950:	W, 90-18	at Lexington
	<i>at Lexington: UK leads, 4-0</i>	
WEST TEXAS STATE (UK LEADS, 2-0)		
Season	Score	Site
1951:	W, 73-43	at Lexington
1979:	W, 121-67	at Lexington
	<i>at Lexington: UK leads, 2-0</i>	
WEST VIRGINIA (UK LEADS, 15-5)		
Season	Score	Site
1924:	W, 24-21	at Lexington
1925:	W, 29-19	at Lexington
1927:	W, 44-26	at Lexington
1940:	L, 47-38	at Lexington
1941:	W, 46-34	at Lexington
	L, 56-43	at Morgantown, W.Va.
1946:	W, 59-51	at New York (NIT)
1958:	L, 77-70	at Lexington (UKIT)
1959:	W, 97-91	at Lexington (UKIT)
1960:	L, 79-70	at Lexington (UKIT)
1963:	W, 79-75	at Lexington (UKIT)
1965:	W, 102-78	at Lexington (UKIT)
1970:	W, 106-87	at Lexington
1971:	W, 106-100	at Morgantown, W.Va.
1992:	W, 106-80	at Lexington
2006:	W, 80-66	at Kansas City, Mo.
2009:	W, 54-43	at Las Vegas
2010:	L, 73-66	at Syracuse, N.Y. (NCAA)
2011:	W, 71-63	at Tampa, Fla. (NCAA)
2015:	W, 78-39	at Cleveland (NCAA)
	<i>at Lexington: UK leads, 9-3</i>	
	<i>at Morgantown, W.Va.: Tied, 1-1</i>	
	<i>at Neutral Sites: UK leads, 5-1</i>	
	<i>at Cleveland: UK leads, 1-0</i>	
	<i>at Kansas City, Mo.: UK leads, 1-0</i>	
	<i>at Las Vegas: UK leads, 1-0</i>	
	<i>at New York: UK leads, 1-0</i>	
	<i>at Syracuse, N.Y.: WV leads, 1-0</i>	
	<i>at Tampa, Fla.: UK leads, 1-0</i>	
WICHITA STATE (UK LEADS, 1-0)		
Season	Score	Site
2014:	W, 78-76	St. Louis (NCAA)
	<i>at Neutral Sites: UK leads, 1-0</i>	
	<i>at St. Louis: UK leads, 1-0</i>	
WILLIAM & MARY (UK LEADS, 1-0)		
Season	Score	Site
2005:	W, 92-47	at Lexington
	<i>at Lexington: UK leads, 1-0</i>	
WINTHROP (UK LEADS, 2-0)		
Season	Score	Site
2004:	W, 65-44	at Lexington
2011:	W, 89-52	at Lexington
	<i>at Lexington: UK leads, 2-0</i>	
WISCONSIN (UK LEADS, 4-2)		
Season	Score	Site
1963:	W, 108-85	at Lexington (UKIT)
1969:	L, 69-65	at Chicago
1977:	W, 72-64	at Lexington
2003:	W, 63-57	at Minneapolis (NCAA)
2014:	W, 74-73	at Arlington, Texas (NCAA)

2015:	L, 71-64	at Indianapolis (NCAA)
	<i>at Lexington: UK leads, 2-0</i>	
	<i>at Neutral Sites: Tied, 2-2</i>	
	<i>at Arlington, Texas: UK leads, 1-0</i>	
	<i>at Chicago: UW leads, 1-0</i>	
	<i>at Indianapolis: UW leads, 1-0</i>	
	<i>at Minneapolis: UK leads, 1-0</i>	
WISCONSIN-GREEN BAY (UK LEADS, 1-0)		
Season	Score	Site
1996:	W, 74-62	at Lexington
	<i>at Lexington: UK leads, 1-0</i>	
WRIGHT FIELD (UK LEADS, 1-0)		
Season	Score	Site
1944:	W, 61-28	at Lexington
	<i>at Lexington: UK leads, 1-0</i>	
WRIGHT STATE (UK LEADS, 4-0)		
Season	Score	Site
1993:	W, 81-65	at Lexington
1997:	W, 90-62	at Lexington
1999:	W, 97-75	at Cincinnati
2016:	W, 78-63	at Lexington
	<i>at Lexington: UK leads, 3-0</i>	
	<i>at Neutral Sites: UK leads, 1-0</i>	
	<i>at Cincinnati: UK leads, 1-0</i>	
WYOMING (UK LEADS, 2-0)		
Season	Score	Site
1945:	W, 50-46	at Buffalo, N.Y.
1984:	W, 66-40	at Lexington (UKIT)
	<i>at Lexington: UK leads, 1-0</i>	
	<i>at Neutral Sites: UK leads, 1-0</i>	
	<i>at Buffalo, N.Y.: UK leads, 1-0</i>	
XAVIER (UK LEADS, 37-2)		
Season	Score	Site
1935:	W, 40-27	at Cincinnati
	W, 46-29	at Lexington
1936:	W, 36-32	at Cincinnati
	W, 49-40	at Lexington
1937:	W, 34-28 ^{OT}	at Cincinnati
	W, 23-15	at Lexington
1938:	L, 39-32	at Cincinnati
	W, 45-29	at Lexington
1939:	W, 41-31	at Cincinnati
	W, 43-23	at Lexington
1940:	W, 42-41	at Cincinnati
	W, 37-29	at Lexington
1941:	W, 48-43	at Cincinnati
	L, 49-44	at Lexington
1942:	W, 40-39	at Cincinnati
	W, 44-36	at Lexington
1943:	W, 43-38	at Lexington
	W, 48-36	at Lexington
1946:	W, 62-36	at Cincinnati
	W, 83-40	at Lexington
1947:	W, 71-34	at Lexington
	W, 58-31	at Cincinnati
1948:	W, 79-37	at Lexington
	W, 59-37	at Cincinnati
1949:	W, 96-50	at Lexington
	W, 51-40	at Cincinnati
1950:	W, 58-47	at Cincinnati
	W, 58-53	at Lexington
1951:	W, 67-56	at Cincinnati
	W, 78-51	at Lexington

ACADEMICS

IN THE COACH CAL ERA



All players who play for Kentucky have a **LIFETIME SCHOLARSHIP**

7

Coach Cal's teams have posted a **3.0 GPA** or better in seven of the last 11 semesters

ZERO

Not a single player who went through their senior year of eligibility has failed to graduate from UK during Coach Cal's tenure

14 PLAYERS HAVE GRADUATED

FROM KENTUCKY IN CALIPARI'S SEVEN YEARS IN LEXINGTON



Mark Krebs 2010

Ramon Harris 2010

Patrick Patterson 2010

Perry Stevenson 2010

Josh Harrellson 2011

Darius Miller 2012

Eloy Vargas 2012

Twany Beckham 2013

Jon Hood 2013

Jarrold Polson 2013

Tod Lanter 2015

Brian Long 2015

Sam Malone 2015

Alex Poythress 2015

3

PATRICK PATTERSON

JARROLD POLSON

ALEX POYTHRESS

all graduated in just three years



52

The number of **SEC ACADEMIC HONOR ROLL** honors Calipari's players have received



10%

The NCAA measures graduation and retention rates through its **ACADEMIC PROGRESS RATE** scores. Kentucky has finished well above the NCAA average in every single season of the Calipari era, including in 2015 and 2016 when UK received an academic award for finishing in the top 10 percent of Division I men's basketball programs.

In spring 2013, the Wildcats earned a 3.4 GPA, the highest among all 22 sports at Kentucky

3.4

WILDCATS™

KENTUCKY MEN'S BASKETBALL

