2012-13 WILDCATS

KENTUCKY BASKETBALL

NCAA CHAMPION 1948

NCAA CHAMPION 1949

NCAA CHAMPION 1958

NCAA CHAMPION 1978

NCAA CHAMPION 1996

NCAA CHAMPION 1998

NCAA CHAMPION 2012

John Hayden
Office Copy

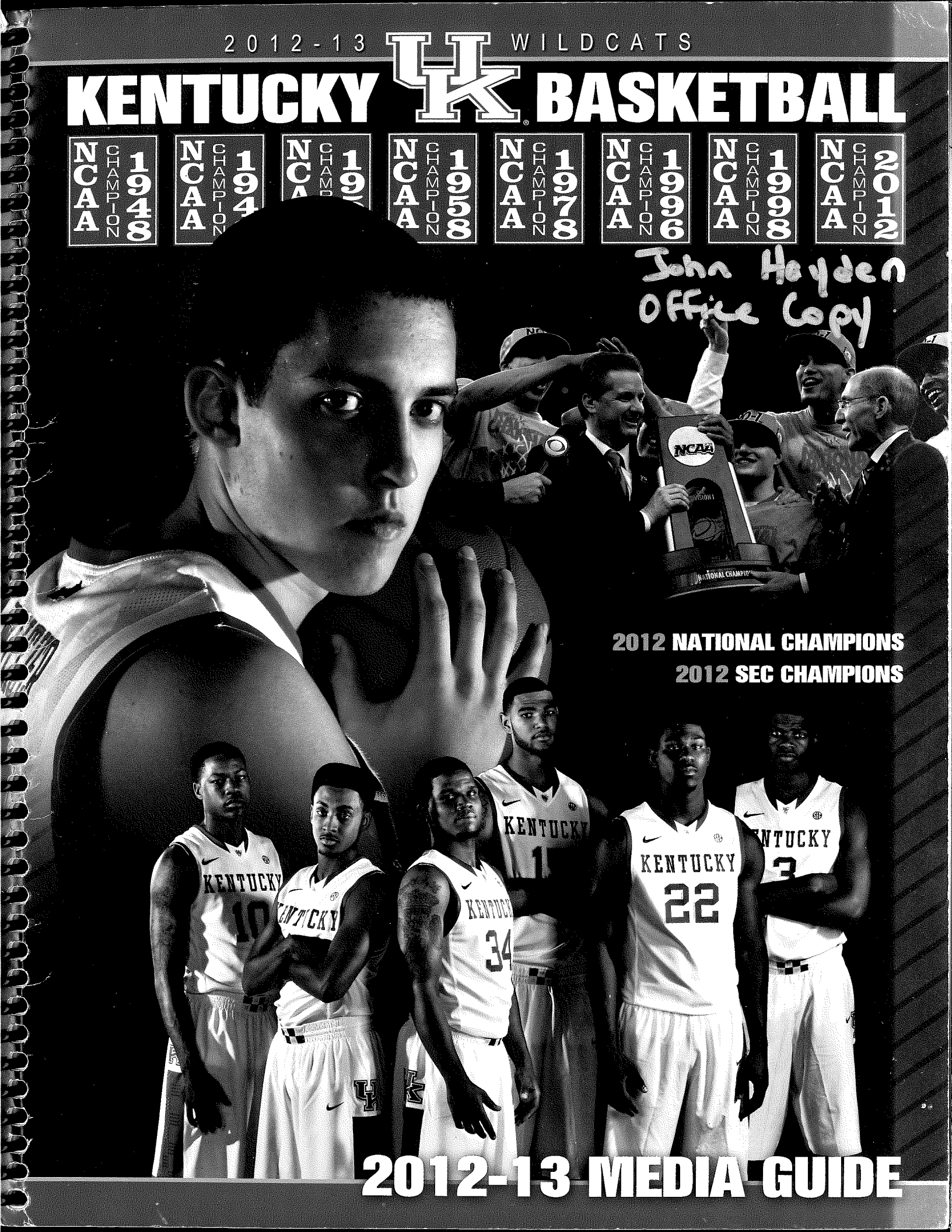

2012 NATIONAL CHAMPIONS
2012 SEC CHAMPIONS

2012-13 MEDIA GUIDE



DARIUS MILLER AND ELOY VARGAS each earned their undergraduate degrees at Kentucky last spring. In all, seven Wildcats have received diplomas in John Calipari's first three seasons at Kentucky.

COUNT ON

A PLAYERS FIRST PROGRAM

THE JOHN CALIPARI DIFFERENCE

- John Calipari is one of only two coaches to lead three different schools to a No. 1 ranking.
- Calipari is also one of only two coaches to lead three different schools to a Final Four.
- Calipari has won six conference championships in the last seven years, dating back to his Conference USA days. He has also won seven regular season conference championships in the last nine years.
- UK achieved 30 victories in a regular season for the first time in school history in 2011-12. Calipari has tallied eight 30-win seasons and has garnered six in the last seven years.
- Following a 16-0 perfect season in the SEC, John Calipari tied Adolph Rupp for the best start by a Kentucky coach through 107 games (94-13).

TABLE OF CONTENTS



Media 1-14

TV Chart 2
Quick Facts 3
Media Policies 4-6
Athletics Directory 7
Wildcats on the Air 8-9
Media Outlets 10-12
Maps 13-14

Players 15-37

Roster 15
Miscellaneous Roster Notes 16
Player Bios 17-37

Staff 38-53

John Calipari 38-42
Orlando Antigua 43
Kenny Payne 44
John Robic 45
Support Staff 46-51
President Eli Capilouto 52
AD Mitch Barnhart 53

2011-12 Review 54-76

2011-12 Stats 54-56
2011-12 Results 57-60
2011-12 Additional Stats 61
2011-12 Departed Letterwinners 62
2011-12 Game Recaps 63-76

Opponents/Schedule 77-87

Alabama, Arkansas, Auburn 77
Baylor, Duke, Eastern Michigan 78
Florida, Georgia, Lafayette 79
Lipscomb, Long Island, Louisville 80
LSU, Marshall, Maryland 81
Mississippi St., Missouri, Morehead St. 82
Northwood, Notre Dame, Ole Miss 83
Portland, Samford, South Carolina 84
Tennessee, Texas A&M, Transylvania 85
Vanderbilt, Postseason Tournaments 86
2013 Tournament Schedule 87

History and Tradition 88-208

National Champions 88-96
Champion Kentucky Coaches 97-99
Retired Jerseys 100-101
Lettermen 102-106
All-Americans 107-108
Awards and Honors 109-112
UK Athletics Hall of Fame 113
Wildcats in the NBA 114-116
Kentucky in the NCAA 117-122
Year-by-Year in the NCAA 123-125
NCAA Final Four Results 126-127
UK in the SEC 128-132
UK in the National Rankings 133-134
Rupp Arena 135-141
Alumni Gym 142
Memorial Coliseum 143
Freedom Hall 144-46
Biggest Games 147-150
Year-by-Year Team Stats 151-152
Scoring 153
Year-by-Year Scoring Total Points 154-155
Field Goals 156-157
Free Throws 158-159
Three-Point Field Goals 160-161
Rebounding 162
Steals 163
Blocks 164
Assists 165
Miscellaneous 166
Streaks 167
Overtime/UK in each State 168
1,000 Point Club 169-177
Year-by-Year Results 178-179
All-Time Results 180-193
Series Records vs. All Opponents 194
Kentucky vs. DI Conferences 195
Scores vs. All Opponents 196-205
Timeline 206-208

~~80~~, ~~80~~, ~~90~~, ~~99~~, 117, 183

TV CHART



Nerlens Noel
6-10 • 208 • Fr. • F
Everett, Mass.
(Tilton)



Jon Hood
6-7 • 212 • Jr. • G
Madisonville, Ky.
(North Hopkins)



Jarrod Polson
6-2 • 189 • Jr. • G
Nicholasville, Ky.
(West Jessamine)



Archie Goodwin
6-4 1/2 • 198 • Fr. • G
Little Rock, Ark.
(Sylvan Hills)



Twany Beckham
6-4 1/2 • 202 • Sr. • G
Louisville, Ky.
(Missisippi State)



Ryan Harrow
6-2 • 170 • So. • G
Marietta, Ga.
(North Carolina State)



Sam Malone
5-11 • 185 • So. • G
Scituate, Mass.
(Scituate)



Willie Cauley-Stein
7-0 • 244 • Fr. • F
Olathe, Kan.
(Northwest)



Alex Poythress
6-7 • 239 • Fr. • F
Clarksville, Tenn.
(Northeast)



Brian Long
5-9 • 155 • So. • G
Dumont, N.J.
(River Dell)



Kyle Wiltjer
6-10 • 239 • So. • F
Portland, Ore.
(Jesuit)



Julius Mays
6-2 • 192 • GS • G
Marion, Ind.
(Wright State)

John Calipari
Head Coach
4th Year at UK
(Clarion, '82)



Orlando Antigua
Assistant Coach
4th Year at UK
(Pittsburgh, '95)



Kenny Payne
Assistant Coach
3rd Year at UK
(Louisville, '03)



John Robic
Assistant Coach
4th Year at UK
(Denison, '86)

QUICK FACTS

Institute Personnel

President: Dr. Eli Capilouto (Alabama '71)
Faculty Representative: Joseph L. Fink III (Philadelphia College of Pharmacy & Science, 1970)
Athletics Director: Mitch Barnhart (Ottawa '81)
Athletics Phone Number: 859.257.8000

Media Information

Executive Assoc. AD/External Operations:
DeWayne Peevy (Montevallo '96)
Peevy's Email: dewayne.peevy@uky.edu
Peevy's Phone: 859.227.1779
Basketball Contact: John Hayden (Alabama, '98)
Hayden's Email: john.hayden@uky.edu
Hayden's Phone: 859.559.9399
Asst. Basketball Contact:
Deb Moore (St. Bonaventure, '06)
Moore's Email: deb.moore@uky.edu
Moore's Phone: 859.559.5781
Office Phone: 859.257.3838
Office Fax: 859.323.4310
Office Address:
UK Media Relations,
Joe Craft Center, 338 Lexington Ave
Lexington, KY 40506-0019
Rupp Arena Press Row Phone: 859.252.3602
Internet Site: UKathletics.com
Coach's Site: CoachCal.com

Basketball Staff

John Calipari (Clarion, '82)
Overall College Coaching Record:

Total	505-152 (20 years) .769
On-Court Total	547-154 (20 years) .780
UMass	193-71 (8 years) .731
Memphis	252-69 (9 years) .785
Kentucky	102-14 (3 years) .879

NCAA Appearances (Record):

Total	12 (29-11)
On-Court Total	14 (38-13)

Coaching Staff:
Orlando Antigua (Pittsburgh, '95)
Kenny Payne (Louisville, '03)
John Robic (Denison, '86)
Special Assistant to the Head Coach:
Rod Strickland (DePaul)
Assoc. AD/Basketball Operations:
Chris Woolard (UCLA, '97)
Asst. Director Basketball Operations:
Preston Spradlin (Alice Lloyd, '09)
Administrative Assistants:
Lunetha Pryor, Linda Carmack
Trainer:
Chris Simmons (Memphis, '02)

Strength and Conditioning Coach:
Mike Malone (Mount Union Coll., '01)
Team Physicians: Dr. Scott Mair, Dr. James Jagger
Best Time To Contact Coach Calipari:
Coordinate through SID

UK IMG Sports Network

Network Coordinator:
Mike Dodson (859.226.4390)
546 East Main Street, Lexington, KY 40502

Radio Network

Play-by-play Announcer:
Tom Leach (859.224.1147)
228 South Ashland, Lexington, KY 40502
Analyst:
Mike Pratt (812.989.2802)
714 W Main St, Louisville Ky 40202

UK Videotape Footage

UK Athletics Video:
Tim Asher (859.257.4830)

2011-12 Review

Record: 38-2 (16-0 SEC, 1st overall)

SEC Postseason Record: 2-1
Defeated Ole Miss, 60-51
(Quarterfinals, New Orleans, La.)
Defeated Florida, 74-71
(Semifinals, New Orleans, La.)
Lost to Vanderbilt, 71-64
(Finals, New Orleans, La.)

NCAA Postseason Record: 6-0
Defeated Western Kentucky, 81-66
(2nd Round, Louisville, Ky.)
Defeated Iowa State, 87-71
(3rd Round, Louisville, Ky.)
Defeated Indiana, 102-90
(Sweet 16, Atlanta, Ga.)
Defeated Baylor, 82-70
(Elite Eight, Atlanta, Ga.)
Defeated Louisville, 69-61
(Final Four, New Orleans, La.)
Defeated Kansas, 67-59
(Championship, New Orleans, La.)

Starters Returning/Lost: 0/5
Letterwinners Returning/Lost: 6/7
Top Returning Scorer: Kyle Wiltjer - 5.0 ppg
Top Returning Rebounder: Kyle Wiltjer - 1.8 rpg
Top Returning FG% (min. 100 FGA):
Kyle Wiltjer - 43.8%
Top Returning FT% (min. 25 FTA):
Kyle Wiltjer - 81.5%
Pct. of Offense Returning: 6.0%

The 2012-13 Kentucky Basketball Fact Book © 2012
was published by the University of Kentucky Athletics Department, Mitch Barnhart, Director.

Credits

Written, Compiled & Edited by: Janiece Caldwell, Alex Combs, John Hayden, Deb Moore
Assistant Editors: Jamie Holloway, DeWayne Peevy
Cover Layout: Craig Hornberger
Inside Design & Layout: Cailyn Huston
Director of Photography: Chet White
Photography Credits: UK Athletics, *Lexington Herald-Leader*, NBA Photo, Chet White, Britney McIntosh
With Appreciation To:
Brooks Downing, Russell Rice, *The Cats' Pause*, Allan Black, Rena Vicini, Kelley Bozeman
Printing: Welch Printing

MEDIA POLICIES



SEC Credential Policy

By accepting or using a media credential ("Credential") for access to any game or athletic contest sponsored or hosted by the Southeastern Conference (the "SEC") or by any one or more of its member institutions (herein an "Event" or the "Events") each person and entity issued such a Credential (herein referred to, along with the employer of each such person, collectively as a "Bearer") agrees to the following terms and conditions:

General

Each Bearer must be and hereby represents that he or she is acting on a specific assignment for an accredited media agency and has a legitimate working function in connection with the Event attended. The Credential is not transferable and may be revoked at any time.

The rights and privileges granted to Bearer may be terminated if any term or condition for use of the Credential is breached. The unauthorized use of the Credential subjects the Bearer to ejection from the Event.

While within the Event venue, Bearer shall, at all times, adhere to the policies in place for the Event, abide by and respect access limitations, and accept and follow directions provided by the SEC or the SEC member institution(s) hosting the Event.

Bearer assumes all risks incidental to the performance by the Bearer of Bearer's services in connection with the Event and assumes all risks incidental to each Event, whether occurring before, during or after the actual playing of the Event, and agrees that the SEC, its member institutions, and their respective agents, employees, directors, officers, student-athletes, coaches, and contractors shall not be liable for bodily injury, property damage or theft losses suffered or incurred by Bearer at the Event. Bearer understands that sports contests are physical, and that in the normal course of play it is possible for balls, players, or other objects to leave the court, track, course, or field of play and impact spectators. Bearer hereby waives and releases any and all Claims (as defined below) against the SEC and its member institutions arising directly or indirectly from any such injury, including those attributable to their negligence or that of their agents.

In the event that the name or likeness of Bearer is included in any broadcast, telecast, photograph, film, video or other media taken in connection with any Event, Bearer grants the SEC (or, if the media is controlled by a SEC member, grants such SEC member) the nonexclusive, transferable, perpetual right and license to use (and to sub-license the use of) such name and likeness in any media worldwide whether now known or thereafter devised.

Bearer agrees to indemnify and save harmless the SEC, its member institutions, and their respective agents, employees, directors, officers, student-athletes, coaches, and contractors, of and from any and all claims, liabilities, demands and causes of action asserted by persons and entities other than the SEC and its member institutions (jointly "Claims") arising out of any act or omission, or anything done or purported to have been done, by Bearer, including but not limited to Claims arising from Bearer's breach of any term or condition hereof. With respect to any Claim that might give rise to liability of the Bearer as an indemnitor, the indemnified party shall: (a) have the right to fully participate in the litigation of such claim with counsel selected by the indemnified party at the sole expense of the Bearer, and (b) not be obligated, without its consent, to participate in any settlement of such Claim.

SEC Real-Time Internet Policy

By acceptance and use of an SEC media credential, the holder agrees to the following conditions for any and all athletic events hosted by the SEC and its member institutions:

1. The SEC and its member institutions grant a media organization a limited license to use certain gathered information on the media organization's own Internet or online site beginning at the start of an athletic event and up to the con-

clusion of such event, all subject to the following limitations and conditions:

(a) No more than 10 still photographs may be used for news coverage of the game and other editorial purposes during the event.

(b) Video tape may only be shown as part of a single, non-archived, online "simulcast" of a television station's regularly-scheduled news program.
(c) While a game is in progress, the use of textual statistical information is time-delayed and limited in amount (e.g., updates pertaining to score, injuries and national, conference or institutional record-breaking performances, a condensed half-time story) so that an organization's Internet or online game coverage does not undercut the authorized and rights-paying fee organization's rights to play-by-play accounts of the game and/or exclusivity as to such rights.

2. Any proposed media use on an Internet or online sight of the game information that is more detailed and/or more than described above will require separate written authorization by the SEC and/or its member institutions. However, such written authorization will not permit the use of game information in entertainment contexts and will not authorize game coverage that, due to immediacy or detail, constitutes or approaches a play-by-play account of a game.

3. Should any of these conditions be breached, the SEC and/or its member institutions will issue a written warning for the first violation. If this violation occurs during the last game of the institutions' regularly-scheduled season, the media organization may not be credentialed for the SEC Tournament. A second violation of this policy will result in revocation of credentials to cover future basketball games hosted by the SEC and/or its member institutions.

Credential Requests

Requests for single games credentials should be made as far in advance as possible and no later than five (5) days prior to game day online at www.sportssystems.com/Kentucky.

Jamie Holloway
Office Coordinator
859.257.3838
jamie.holloway@uky.edu

Interview Policies-General
All interviews with University of Kentucky basketball players or staff members must be arranged through the Media Relations office. Media should never contact a player or coach directly. The Wildcat Lodge, team locker rooms, and other team quarters are private team areas. Media members are not permitted in these areas unless accompanied by appropriate University personnel.

Practice/Press Conferences
UK basketball practices will be open to a select number of media members each session. No cell phones are allowed in the practice facility.

Player interviews are conducted prior to practices and will be available to all UK media on the Joe Craft Center practice court.

Coach John Calipari will meet with members of the media immediately following player interviews either on the practice court or in the Memorial Coliseum media room.

Media will be allowed to shoot video and still photography for five minutes at the start of practice each session. After the five-minute mark all media must clear the practice floor and approved media members will be escorted to the viewing deck for the conclusion of practice.

All player interview and practice access requests are due by 10:00 am ET on the day of each practice session.

Gameday shoot-arounds are closed to the media.

Telephone Player Interviews
Request telephone interviews at least 24 hours in advance through the Media Relations office. Telephone requests will be scheduled when players' schedules allow.

Radio Call-In Shows/Internet Chats
As specified by the Southeastern Conference, no players will be allowed to participate in live radio shows or on live chat sessions on the Internet other than school owned broadcasts.

Postgame Interviews
Following each game, there is a 20-minute cooling-off period, during which time the players shower and dress. Approximately 10 minutes after the game ends, Coach Calipari conducts his postgame press conference while a player is taken to the UK IMG Sports Network. Following Coach Calipari's press conference and the cooling-off period, selected UK players are brought to the media interview room. UK's locker room will be open for post-game interviews on a game-by-game basis.

UKathletics.com
The official Web site for University of Kentucky Athletics is updated 24 hours before each game with the latest game notes and quotes from Coach John Calipari and selected players.
Following each game, the site will post a game box score with summary, postgame quotes and notes from all home games and updated season statistics.

Cat Scratches
The official blog of UK Athletics provides Wildcat fans with an all-access view into the world of UK Athletics. For 24 hours a day, seven days a week, the blog provides the latest news surrounding the UK program and offers Wildcat fans the opportunity to take a behind-the-scenes look at what goes on inside the UK athletics program.
Cat Scratches features breaking news and an-

nouncements, in-depth features on players and coaches, live in-game updates of UK sports, e-mail questions from fans, practice reports from all the Wildcat teams and much, much more.

UK Interactive

Kentucky Athletics Interactive, which can be accessed at http://kentucky-interactive.com, was launched to inform the public, about the UK Athletics Department and its mission.

The primary goal of the Interactive website is to provide online visitors with a broad overview of the UK Athletics program and each of its 22 varsity sports in an innovative and entertaining way. The hope of the site is to provide an accurate glimpse of what it means to study and compete as a nationally prominent student-athlete at UK.

Accessing Publicity Photos/Logos

Media members wishing to obtain photos and logos of the University of Kentucky men's basketball team may do so by utilizing the XOS Vault System. Please contact a member of the UK Media Relations Office for the website and login information.

SEC Services

John Calipari, along with the other 13 conference coaches, will participate in the Southeastern Conference's teleconference call. The calls are conducted every Monday, beginning Jan. 7 through March 11. For the phone number to participate, contact the SEC Media Relations office at 205.458.3010. Information also can be obtained on the web at www.secsports.com.

Teleconference Schedule (ET)

10:00 a.m. Kevin Stallings, Vanderbilt
10:07 a.m. Billy Donovan, Florida
10:14 a.m. Frank Martin, South Carolina
10:21 a.m. Mark Fox, Georgia
10:28 a.m. Johnny Jones, LSU
10:35 a.m. John Calipari, Kentucky
10:42 a.m. Cuonzo Martin, Tennessee
10:49 a.m. Mike Anderson, Arkansas
10:56 a.m. Anthony Grant, Alabama
11:03 a.m. Tony Barbee, Auburn
11:10 a.m. Andy Kennedy, Ole Miss
11:17 a.m. Rick Ray, Mississippi State
11:24 a.m. Frank Haith, Missouri
11:31 a.m. Billy Kennedy, Texas A&M

Radio/TV Rights

Broadcasting rights to UK games are assigned exclusively to the UK IMG Sports Network. One reciprocal rights fee waiver is guaranteed opponent schools visiting Lexington. Call Mike Dodson, network coordinator, at 859.226.4390. Two phone lines and an ISDN line are avilable for visiting radio.

Video Highlights

UK Video Services can provide highlight footage of most UK games. Contact Greg Gorham at 859.257.4087 to request assistance.

Gameday Media Services

Media Parking

A limited number of spots are available at Rupp Arena. The city of Lexington assesses a charge for parking privileges. Requests should be made when submitting press and/or photo credential requests. The media parking area can be accessed from Main Street or Oliver Lewis Way. The lot opens three hours before tipoff.

Media Will Call

Media will call is located near the receiving entrance to Rupp Arena and adjacent to media parking. Credentials are not available at the public Will Call window on the High Street concourse level and will not be mailed.

Media Services

The Unversity of Kentucky uses a computerized statistics system. Working media will receive:

- Game program and notes
- Halftime statistics
- Final statistics
- Complete play-by-play
- Shot charts
- Coach and player quotes

Media Room

The media room and photo compound is located beneath section 28 and can be accessed through the floor exit beneath section 26. Working facilities, with electrical outlets and a limited number of telephones, are available.

Wireless Internet

UK provides media members with complimentary wireless internet access at Rupp Arena. Contact a UK media relations staff member for details.

Telephones

A limited number of telephones are available in the Rupp Arena media room. Newspapers and radio stations desiring their own private lines, to be installed either on press row or in the media room, should contact Windstream at 800.843.9214.

Photo Compound

A photo compound is available in the media room for use by photographers only. Courtesy wireless internet and phone lines can be utilized for filing digital photography. If outlets wish to install their own phone lines, they can be ordered from the Windstream phone number listed above.

Photographers

The photo zones are appropriately marked on the Rupp Arena floor. Some photo spots are assigned. Because of safety concerns, no shooting is allowed on either sideline. Due to the amount of space, photo credentials will be limited. See Chet White at the site for technical assistance.

Gameday Live Stats

Live in-game stats will be provided at the web address http://Kentucky.StatsBroadcast.com

ATHLETICS DIRECTORY

Mailing Address

338 Lexington Ave.
Joe Craft Center
Lexington, Ky. 40506

Numbers to Remember

Rupp Arena Press Row	859.252.3602
Media Relations Office:	859.257.3838
Athletics Director Office:	859.257.8015
Basketball Office:	859.257.1916
Rupp Arena Ticket Office:	859.233.3535
Joe Craft Center Ticket Office:	800.928.CATS
Cathy Derr (Rupp Arena):	859.233.4567
Craig Pinkerton (SEC):	205.458.3000

Administration

Dr. Eli Capilouto
President
859.257.1701
Mitch Barnhart,
Director of Athletics
859.257.8015
Sandy Bell,
Executive Assoc. AD/Student-Athlete Services
859.257.6482
Marc Hill,
Executive Assoc. AD/Internal Operations
859.257.2672
DeWayne Peevy,
Executive Assoc. AD/External Operations
859.257.8398
Candice Chaffin,
Sr. Assoc. AD/Development
859.257.1019
Russ Pear,
Sr. Assoc. AD/Facilities & Operations
859.257.1243
Jason Schlafer,
Sr. Assoc. AD/Corporate/University Relations
859.257.1830
Bob Bradley,
Assoc. AD/Academics
859.257.1897
John Cropp,
Assoc. AD/Administration
859.257.5572
Katie Eiserman,
Assoc. AD/Development
859.257.3718
Melissa Gleason,
Assoc. AD/Finance
859.257.5327
Kevin Saal,
Assoc. AD/Event Operations & Championships
859.257.2788
Joe Sharpe,
Assoc. AD/Ticket Operations
859.257.2287
Chris Woolard,
Assoc. AD/Basketball Operations
859.257.1916
John Butler,
Asst. AD/Compliance
859.257.9784
Scott Clark,
Asst. AD/Facilities
859.257.7124
Ukari Figgs,
Asst. AD/Women's Basketball
859.257.8850
Heather McAtee,
Asst. AD/Academics & Eligibilty
859.257.8604
Nathan Schwake,
Asst. AD/Marketing and Licensing
859.257.5526
Rodney Stiles,
Asst. AD/Event Management
859.257.4995

Men's Basketball

John Calipari	859.257.1916
Orlando Antigua	859.257.1916
Kenny Payne	859.257.1916
John Robic	859.257.1916
Chris Woolard	859.257.1916
Lunetha Pryor	859.257.1916
Linda Carmack	859.257.1916

Marketing

Nathan Schwake, Director of Marketing	859.257.5526
Alyx Ayer, Asst. Marketing Director	859.257.2514

Media Relations

Tony Neely, Dir. of Media Relations	859.257.8411
John Hayden, Associate Director	859.257.8429
Susan Lax, Associate Director	859.257.8420
Brent Ingram, Asst. Director	859.257.8504
Deb Moore, Asst. Director	859.257.8506
Jamie Holloway, Office Coordinator	859.257.8309
Evan Crane, Media Relations Asst.	859.257.8431
Jake Most, Media Relations Asst.	859.257.3838
Ryan Suckow Media Relations Asst.	859.257.3838
Corey Weigel, Media Relations Asst.	859.257.3838
Will Kindred, M.R. Student Asst.	859.257.3838
Chris Shoals, M.R. Student Asst.	859.257.3838

Photography

Chet White, Director of Photography	502.321.9196
Britney McIntosh, Photography Asst.	859.537.6302

Publications/Multimedia

Craig Hornberger, Publications Director	859.257.8550
Kim Troxall, Creative Director	859.257.8566
Cailyn Huston, Asst. Publications Director	859.257.8601
Pete Camagna, Asst. Director/Web Development	859.257.8502
Guy Ramsey, Asst. Director/New Media	859.257.6846

Ticket Office

Cathy Hurst, Director of Ticket Operations	859.257.8632

Video Production

Tim Asher,
Video Producer/Dir. (Basketball)
859.257.4830
Greg Gorham,
Video Producer/Director 859.257.4087

UK IMG Sports Network

Kim (Bucci) Shelton, General Manager	859.226.4223
Mike Dodson, Network Coordinator	859.226.4390

Rupp Arena

Bill Owen	859.233.4567
Cathy Derr	859.233.4567
Carl Hall	859.233.4567

WILDCATS ON THE AIR



Tuning into Kentucky basketball games on radio has been a tradition of following the Wildcats since the dawn of the Fabulous Five.

Even today, as Kentucky basketball continues to dominate the state in popularity from Pikeville to Paducah, fans tune into the action all across the United States. Again this year, more than 75 stations will carry each game live. So whether the Big Blue fans are in Orlando, Fla., or Harlan, Ky., they can tune into the largest college basketball radio network in the country. The network reaches its outer limits thanks to such stations as Clear Channel's WHAS in Louisville, 840 on the AM dial, or WCKY-AM in Cincinnati, at frequency 1530. Each broadcast also can be heard around the world on UKathletics.com.

Outstanding broadcasters have called Wildcat games through the years. Claude Sullivan spent 19 years (1948-67) behind the microphone describing UK men's basketball and football games, while the legendary Cawood Ledford called the action for 39 years (1953-92). Ralph Hacker, Ledford's partner beginning in 1973, took over the play-by-play duties in 1993 before retiring following the 2001 season, an impressive 29-year career. Tom Leach took over for Hacker at the start of the 2001-02 season and begins his 12th season this fall.

The rights to the UK broadcasts are owned by UK IMG Sports Marketing (formerly Host) and Gray Television with WLAP/WBUL Radio Lexington serving as the flagship station. For information on the UK IMG Sports Network, contact Mike Dodson at (859) 226-4390.



Tom Leach

Play-by-Play Broadcaster

Tom Leach is in his 12th season as the "Voice of the Wildcats." Leach was a familiar voice on the UK Radio Network for 12 years before replacing long-time announcer Ralph Hacker at the start of the 2001-02 season.

Leach, who began calling the play-by-play for UK football in 1997, anchored the scoreboard segments during the network's halftime and postgame coverage from 1990-2001. He also filled in for an ailing Hacker on several games during the 2000 season.

Leach operates his own company, whose projects include a daily radio show on UK sports for WKJK-AM in Louisville ("The Leach Report") and a website, tomleachky.com. A native of Paris, Ky., he is a four-time winner of the Kentucky Sportscaster of the Year Award and a two-time winner of the Eclipse Award.

Leach and his wife Robyn Rabbeth Leach, a former local tv anchor, have one son, Connor, and a daughter, Caroline.

Mike Pratt

Broadcast Analyst

Former two-time All-SEC performer and UK Hall of Famer Mike Pratt is in his 12th year as analyst on the UK Radio Network. The former professional ABA player, college and pro coach replaced Sam Bowie, who retired from broadcasting prior to the start of the 2001-02 season.

Pratt joined the network after compiling extensive experience as a broadcaster. He began calling games in 1985 for Creative Sports in Charlotte and prior to returning to the Kentucky sidelines, served as an analyst for NCAA Productions, the Charlotte Hornets Television Network, ESPN and Fox Sports Net South.

Pratt lettered for the Wildcats for three years (1968-70) under Coach Adolph Rupp. In addition to his All-SEC honors, he was a second-team Converse All-American in 1970, Kentucky's third Academic All-American and a two-time Academic All-SEC selection. While playing alongside the Cats' all-time leading scorer, Dan Issel, the 6-4 forward averaged 19.3 points per game as UK finished the season as the nation's No. 1 team. Pratt finished with 1,359 career points, which still ranks 26th on UK's all-time list.

After Kentucky, Pratt played two seasons for the ABA's Kentucky Colonels. He spent three years as an assistant at UNC-Charlotte for Coach Lee Rose, helping guide the 49ers to the 1977 Final Four. He was named head coach at UNCC in 1978 and compiled a 56-52 record there in four seasons. He worked as an NBA scout for seven years and in '89, became an assistant to Hornets' coach Gene Littles.

Pratt currently works in private business in Louisville. He also is on the UK on Main staff, the university's first-ever full-time office in Louisville, as the director of major gifts for UK Athletics.

UK IMG NETWORK AFFILIATES

UK IMG SPORTS NETWORK

Radio (as of 9/18/12)

Market	*Frequency*	*Station*
Ashland/	1340	WCMI-AM
Huntington, WV	92.7	WRVC-FM
Benton	1290/99.1	WCBL-AM/FM
Bowling Green	95.1	WGGC-FM
Burkesville	107.9	WKYR-FM
Cadiz	1110/106.5	WKDZ-AM/FM
Campbellsville	104.1	WCKQ-FM
Cincinnati, OH	1530	WCKY-AM
Columbia	1270/93.5	WAIN-AM/FM
Corbin	680/107.3	WCTT-AM/FM
Dry Ridge	106.7	WNKR-FM
Elizabethtown	103.5	WAKY-FM
Frankfort	103.7	WSTV-FM
Grayson	102.3	WUGO-FM
Greenup	1520/105.7	WLGC-AM/FM
Hardinsburg	104.3	WXBC-FM
Harlan	970	WFSR-AM
	105.1	WTUK-FM
Hazard	101.1	WSGS-FM
Henderson	860	WSON-AM
Hopkinsville	1230/98.7	WHOP-AM/FM
Jamestown	104.9	WJRS-FM
Jenkins	94.3	WIFX-FM
Lancaster/Danville	105.1	WRNZ-FM
Leitchfield	104.9	WKHG-FM
Lexington	630	WLAP-AM
	98.1	WBUL-FM
London	1400	WFTG-AM
	103.9	WWEL-FM
Louisville	840	WHAS-AM
Madisonville	93.9	WKTG-FM
Mayfield	102.1	WLLE-FM
Maysville	1240/95.9	WFTM-AM/FM
Monticello	101.7	WKYM-FM
Morehead	96.3	WIVY-FM
	107.7	WKYN-FM
Morganfield	1550/95.3	WMSK-AM/FM
Owensboro	1490	WOMI-AM
	92.5	WBKR-FM
Paducah	94.3	WKYX-FM
Paintsville	1490/98.9	WSIP-AM/FM
Pikeville	103.1	WPKE-FM
	93.1	WDHR-FM
Prestonsburg	1310	WDOC-AM
	95.5	WQHY-FM
Princeton	1580	WPKY-AM
	104.9	WAVJ-FM
Providence	97.7	WWKY-FM
Somerset	1240	WSFC-AM
	97.1	WSEK-FM
Whitesburg	103.9	WXKQ-FM
Williamsburg	1440/104.3	WEZJ-AM/FM
	102.7	WEKX-FM

Television

Bowling Green	WBKO-TV
Evansville, IN	WTVW-TV
Hazard	WYMT-TV
Hopkinsville	WKAG-TV
Huntington, WV	WSAZ-TV
Lexington	WKYT-TV
Louisville	WDRB/WMYO-TV
Paducah, KY/Cape Girardeau, MO	WDKA-TV

Cable Affiliates

Fox Sports South

MEDIA OUTLETS

Associated Press
(Gary Graves)
100 Midland Ave.
Lexington, KY 40508
(859) 629-8634
Email: GBGraves@ap.org

Ashland Daily Independent
(Aaron Snyder)
224 17th Street
Ashland, KY 41101
(606) 326-2600
Email: asnyder@dailyindependent.com

Bowling Green Daily News
(Nick Baumgardner, Chad Bishop)
813 College Street
Bowling Green, KY 42101
(270) 783-3239
Email: nbaumgardner@bgdailynews.com
cbishop@bgdailynews.com

Corbin Times-Tribune
(Les Dixon)
P.O. Box 516
Corbin, KY 40702
(606) 528-2464
Email: ldixon@thetimestribune.com

Danville Advocate-Messenger
(Larry Vaught, Hal Morris, Mike Marsee)
330 South Fourth St.
Danville, KY 40422
(859) 236-2551 ext. 353
Email: larry@amnews.com

Elizabethtown News-Enterprise
(Chuck Jones)
408 W. Dixie
Elizabethtown, KY 42701
(270) 769-1200
Email: cjones@thenewsenterprise.com

Evansville Courier & Press
(Randy Beard)
P.O. Box 268
Evansville, IN 47702
(812) 424-7711
Email: beardr@courierpress.com

The State Journal
(Philip Case, Brian Rickerd)
1216 Wilkinson Blvd.
Frankfort, KY 40601
(502) 227-4556
Email: sports@state-journal.com
pcase@state-journal.com

Glasgow Daily Times
(Scott Wilson)
P.O. Box 1179
Glasgow, KY 42142
(270) 678-5171 ext. 233
Email: swilson@glasgowdailytimes.com

Harlan Daily Enterprise
(John Middleton)
P.O. Box 155
Harlan, KY 40831
(606) 573-4510 ext. 111
Email: jmiddleton@heartlandpublications.com

Henderson Gleaner
(Kevin Patton)
P.O. Box 4
Henderson, KY 42420
(270) 827-2000
Email: kpatton@thegleaner.com

Kentucky New Era
(Joe Wilson)
1618 East 9th St.
Hopkinsville, KY 42240
(270) 886-4444
Email: jwilson@kentuckynewera.com

Lexington Herald-Leader
(Gene Abell, John Clay, Mark Story, Jerry Tipton)
100 Midland Ave.
Lexington, KY 40508
(859) 231-3237
Email: gabell@herald-leader.com

Louisville Courier-Journal
(Kyle Tucker)
525 West Broadway
P.O. Box 740031
Louisville, KY 40201
(502) 582-4361
Email: sports@courier-journal.com

Madisonville Messenger
(Dave O'Connell, Mike Stunson)
221 South Main Street
Madisonville, KY 42431
(270) 824-3300
Email: doconnell@the-messenger.com
mstunson@the-messenger.com

Mayfield Messenger
(Jon Pittman)
201 N. 8th
Mayfield, KY 42066
(270) 247-5223
Email:messengersports@newwavecomm.net

Maysville Ledger-Independent
(Chuck Hamilton)
P.O. Box 518
Maysville, KY 41056
(606) 564-9091 ext. 251
Email: chuck.hamilton@lee.net

Middlesboro Daily News
(Jay Compton)
P.O. Box 579
Middlesboro, KY 40965
(606) 248-1010 ext. 212
Email: jcompton@heartlandpublications.com

Murray Ledger & Times
(Ricky Martin, Jack Kees)
1001 Whitnell Ave.
Murray, KY 42071
(270) 753-1916 ext. 25
Email: sports@murrayledger.com

Owensboro Messenger-Inquirer
(Mark Mathis, Jim Pickens)
1401 Frederica St.
Owensboro, KY 42301
(270) 926-0123
Email:
mmathis@messenger-inquirer.com
jpickens@messenger-inquirer.com

Paducah Sun
(Joey Fosko, Dusty Luthy)
P.O. Box 2300
Paducah, KY 42002
(270) 575-8665
Email: jfosko@paducahsun.com

Richmond Register
(Nathan Hutchinson)
380 Big Hill Avenue
Richmond, KY 40475
(859) 623-1669 ext. 6692
Email: sports@richmondregister.com
nhutchinson@richmondregister.com

Somerset Commonwealth-Journal
(Steve Cornelius)
P.O. Box 859
Somerset, KY 42502
(606) 678-8191
Email: sports@somerset-kentucky.com

Voice-Tribune
(Earl Cox)
7602 Dudley Square
Louisville, KY 40222
(502) 897-8910
(502) 425-5220 (home)
Email: carolyn.cox@insightbb.com

Winchester Sun
(Keith Taylor)
20 Wall Street
Winchester, KY 40391
(859) 744-3123
Email: ktaylor@winchestersun.com

The Cats' Pause (247sports.com Affiliate)
(Darrell Bird, Matt May, James Pennington)
2623 Regency Road
Lexington, KY 40503
(859) 278-3474
Email: dbird@catspause.com

247sports.com
(Jeff Drummond, Chris Fisher)
2685 Michelle Park
Lexington, KY 40511
Email: jdrum@247sports.com

Kentucky Sports Report (Scout.com Affiliate)
(Stephen John)
(206) 992-3272
Email: stephenmjohn@gmail.com

Cats Illustrated (Rivals.com Affiliate)
(Brett Dawson, Ben Jones, Steve Jones)
P.O. Box 519
Lexington, KY 40588
(859) 523-0706
Email: bdaws96@gmail.com
jones.benjaminw@gmail.com

Kentucky Sports Review
(Ricky Blair)
P.O. Box 911224
Lexington, KY 40591
(859) 327-2928
Email: ricky@kysportsreview.com

IMG College
(Mike Dodson, Matt Coy)
546 E. Main St.
Lexington, KY 40508
(859) 226-4678
Email: mike.dodson@imgworld.com
matt.coy@imgworld.com

Tri-State Sports
(Ira Combs, Harold Combs)
P.O. Box 237
112 Ky. Hwy. 7
Jeff, KY 41751
(606) 436-3002
Email: icombs14@windstream.net
hac1947@yahoo.com

Sports in Kentucky
(Bob Watkins)
P.O. Box 124
Glendale, KY 42740
(270) 369-6126
Email: sportsinky@aol.com

Kentucky Alumni Communications
(Kelli Elam)
400 Rose St.
King Alumni House
Lexington, KY 40506
(859) 257-7169
Email: kelli.elam@.uky.edu

WVLK, 590 AM
(Scott Johnson)
300 W. Vine
Lexington, KY 40507
(859) 253-5942
Email: news@WVLKam.com
scottjohnson@cumulus.com

WLAP, 630 AM
(Josh Everett)
2601 Nicholasville Road
Lexington, KY 40503
(859) 422-1000
Email: joshuaeverett@clearchannel.com

WLXG, 1300 AM
(Chris Cross, Mike Cameron, Matthew Laurence)
401 W. Main Street, Suite 301
Lexington, KY 40507
(859) 338-1649
Email: huddle@wlxg.com

Kentucky Sports Radio
(Matt Jones, Drew Franklin)
4000 Radio Drive
Louisville, KY 40207
(919) 308-6892
Email: matt.jones@kentuckysportsradio.com

Kentucky News Network
(Nathan Butler)
4000 #1 Radio Dr.
Louisville, KY 40218
(502) 479-2248
Email:
operations@kentuckynewsnetwork.com

WHAS, 840 AM
(Lachlan McLean)
4000 #1 Radio Dr.
Louisville, KY 40218
(502) 479-2060
Email: lach@whas.com

WLW, 700 AM
(Bill Dennison)
8044 Montgomery Rd., Suite 650
Cincinnati, OH 45236
(513) 686-8300
Email: seg@700wlw.com

Jeff Piecoro
Radio Broadcast Analyst
939 Crossings Road
Villa Hills, KY 41017
(859) 341-9711
Email: jeff.piecoro@yahoo.com

Tom Leach Productions
(Tom Leach)
Radio Play-by-Play
838 East High Street Box 279
Lexington, KY 40502
(859) 368-8276
Email: tom@tomleachky.com
leachreport@gmail.com

Larry Glover Live
(Larry Glover)
209 South Main Street
Somerset, KY 42501
(859) 338-8863
Email: larrygloverlive@gmail.com

BIG BLUE INSIDER
(Dick Gabriel)
2601 Nicholasville Road
Lexington, KY 40503
(859) 422-1063
Email: dickgabriel141@gmail.com

WKYT-TV (CBS)
(Rob Bromley, Brian Milam, Lee K. Howard, Steve Moss)
2851 Winchester Road
Lexington, KY 40509
(859) 299-0411
Email: sportstip@wkyt.com
brian.milam@wkyt.com
rob.bromley@wkyt.com
lkhoward@wkyt.com
steve.moss@wkyt.com

WLEX-TV (NBC)
(Alan Cutler, Mary Jo Perino, Kyle Scott)
P.O. Box 1457
Lexington, KY 40588
(859) 381-1801
Email: acutler@wlex18.com
mperino@wlex18.com
kscott@wlex18.com

WTVQ-TV (ABC)
(Dan Rieffer, Alex Risen)
6940 Man O War Blvd.
Lexington, KY 40509
(859) 299-3636
Email: drieffer@wtvq.com
arisen@wtvq.com

WAVE-TV (NBC)
(Kent Taylor, Kevin Hankins, Mike Hartnett, Brian Winner)
725 S. Floyd
Louisville, KY 40203
(502) 585-2201
(502) 561-4126
(502) 561-4150
Email: sports@wave3.com
ktaylor@wave3.com

WHAS-TV (ABC)
(Kent Spencer, Adam Lefkoe)
520 W. Chestnut
Louisville, KY 40202
(502) 582-7252
Email: kspencer@whas11.com
alefkoe@whas11.com

WLKY-TV (CBS)
(Fred Cowgill, Keith Farmer)
1918 Mellwood Avenue
Louisville, KY 40206
(502) 891-4920
(502) 891-4917
Email: fcowgill@wlky.com
kfarmer@wlky.com

WDRB-TV (Fox)
(Tom Lane, Pat Doney, Rick Bozich, Eric Crawford, Steve Andress)
624 W. Muhammad Ali Blvd.
Louisville, KY 40203
(502) 561-7704
Email: tlane@wdrb.com; pdoney@wdrb.com; rbozich@wdrb.com;
ecrawford@wdrb.com; sandress@wdrb.com

CN2-TV
(Thomas Beisner)
4701 Commerce Crossings Road
Louisville, KY 40229
(502) 608-9254
Email: tj.beisner@twcable.com

WYMT-TV (CBS)
(Derek Forrest, Mackenzie Bates, Josh McKinney)
P.O. Box 1299
Hazard, KY 41702
(606) 436-5757
Email: derek.forrest@wymtnews.com
mackenzie.bates@wymtnews.com
josh.mckinney@wymtnews.com

WIMC / WPRG-TV
(Wayne Fugate, Adam Gearheart)
P.O. Box 159
Harold, KY 41635
(606) 478-4200
Email: wfugate@gearheart.com
adam@gearheart.com

WBKO-TV (ABC)
(Jeff Woods, Andrew Dawson)
2727 Russellville Road
Bowling Green, KY 42102
(270) 781-1313
Email: sports@wbko.com
jeff.woods@wbko.com
andrew.dawson@wbko.com

WPSD-TV (NBC)
(Jeff Bidwell)
100 Television Lane
Paducah, KY 42003
(270) 415-1993
Email: Jbidwell@wpsdlocal6.com

WOWK-TV (CBS)
(Scott Roberts, John Sabol)
350 Quarrier Street
Charleston, WV 25301
(304) 720-6550
Email: sroberts@wowktv.com
jsabol@wowktv.com

WSAZ-TV (NBC)
(Keith Morehouse, John Mulvaney, Brad Myers)
645 Fifth Ave.
Huntington, WV 25701
(304) 697-4780
Email: keith.morehouse@wsaz.com
john.mulvaney@wsaz.com

WCPO-TV (ABC)
(John Popovich, Dennis Janson, Phillip Lee, Mark Slaughter)
1720 Gilbert Ave.
Cincinnati, OH 45202
(513) 852-4078
Email: jpopovich@wcpo.com
djanson@wcpo.com
phillip.lee@wcpo.com
mark.slaughter@wcpo.com

WKRC-TV (CBS)
(Brad Johansen, Mark Jusak, Kevin Barnett, Zach Wells)
1906 Highland Ave.
Cincinnati, OH 45219
(502) 763-5584
(502) 763-5452
Email: bjohansen@local12.com
mjusak@local12.com
kbarnett@wkrc.com
zwells@local12.com

WLWT-TV (NBC)
(Ken Broo, George Vogel, Andy Pierce, John Topogna)
1700 Young St.
Cincinnati, OH 45202
(513) 412-5089
Email: kenbroo@wlwt.com
georgevogel@wlwt.com gapierce@hearst.com

WXIX-TV (Fox)
(Brian Giesenschlag, Joe Dannenan)
635 W. 7th St.
Cincinnati, OH 45203
(513) 562-3727
Email: 19sports@fox19.com

LEXINGTON AREA MAPS

Lexington City Map

To Cincinnati
To Georgetown
Kentucky Horse Park
To Midway, Frankfort, Louisville
To Frankfort
To Paris
To Winchester - Ashland
Keeneland Race Course
Bluegrass Airport
Georgetown Rd.
I-75
Newtown Pike
Russell Cave Pike
Iron Works Rd.
I-64
Leestown Pike
Old Frankfort Pike
New Circle Rd.
Paris Pike
Johnston Rd.
I-64 & I-75 Merger
Newtown Pk.
Broadway
Limestone
Loudon Ave.
Third St.
Vine St.
High St.
Main St.
W. High
Maxwell St.
Red Mile Rd.
UK
Bryan Station Rd.
Versailles Rd.
I-64
Winchester Rd.
MAN O' WAR BLVD.
Harrodsburg Rd.
Nicholasville Rd.
Tates Creek Rd.
Richmond Road
I-75
MAN O' WAR BLVD.
25
922
353
421
27 & 68
1681
4
57
60
68
27
1974
25 & 421

Downtown Lexington Map

public parking
S. Upper St.
S. Mill St
S. Broadway
Lexington Center Dr
Maxwell St
Merino St
Madison Pl
TO AIRPORT (US 60)
Manchester
Cox St
High St
Vine St
Main St
RADISSON HOTEL
HYATT HOTEL
RUPP ARENA
MEDIA PARKING
Jefferson St Bridge
ADDITIONAL MEDIA PARKING
N. Upper St.
N. Mill St
N. Broadway
Short St
Newtown Pike TO I-75/64

KENTUCKY STATE MAP

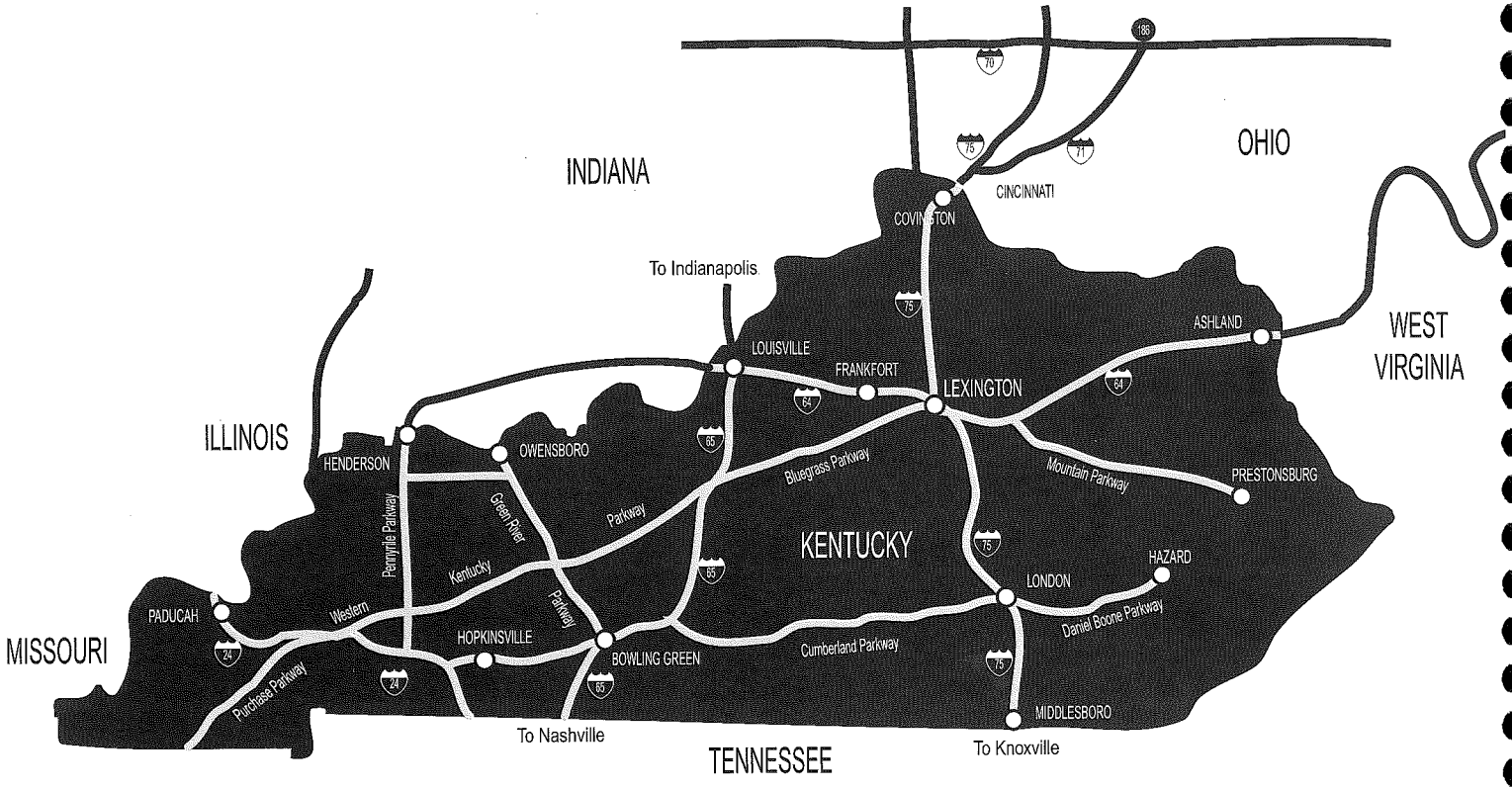

Distance Table (Lexington to...)

Frankfort, Ky	26 miles	Indianapolis, Ind.	167 miles	Evansville, Ind.	196 miles
Louisville, Ky.	71 miles	Owensboro, Ky.	170 miles	Nashville, Tenn.	221 miles
Cincinnati, Ohio	82 miles	Knoxville, Tenn.	174 miles	St. Louis, Mo.	334 miles
Huntington, W.Va.	122 miles	Charleston, W.Va.	176 miles	Atlanta, Ga.	360 miles
Bowling Green, Ky	155 miles	Columbus, Ohio	191 miles	Chicago, Ill.	363 miles

2012 - 2013 ROSTER

Numerical

No.	Name	Pos.	Ht.	Wt.	Cl.	Exp.	Hometown/Last College/High School
3	Nerlens Noel	F	6-10	228	Fr.	HS	Everett, Mass. (Tilton)
4	Jon Hood	G	6-7	212	Jr.	2L	Madisonville, Ky. (North Hopkins)
5	Jarrod Polson	G	6-2	189	Jr.	2L	Nicholasville, Ky. (West Jessamine)
10	Archie Goodwin	G	6-4 1/2	198	Fr.	HS	Little Rock, Ark. (Sylvan Hills)
11	Twany Beckham	G	6-4 1/2	202	Sr.	3L	Louisville, Ky. (Mississippi State)
12	Ryan Harrow	G	6-2	170	So.	TR	Marietta, Ga. (N.C. State)
13	Sam Malone	G	5-11	185	So.	1L	Scituate, Mass. (Scituate)
15	Willie Cauley-Stein	F	7-0	244	Fr.	HS	Olathe, Kan. (Northwest)
22	Alex Poythress	F	6-7	239	Fr.	HS	Clarksville, Tenn. (Northwest)
32	Brian Long	G	5-9	155	So.	1L	Dumont, N.J. (River Dell)
33	Kyle Wiltjer	F	6-10	239	So.	1L	Portland, Ore. (Jesuit)
34	Julius Mays	G	6-2	192	GS	TR	Marion, Ind. (Wright State)

Alphabetical

No.	Name	Pos.	Ht.	Wt.	Cl.	Exp.	Hometown/High School
11	Twany Beckham	G	6-4 1/2	202	Sr.	3L	Louisville, Ky. (Mississippi State)
15	Willie Cauley-Stein	F	7-0	244	Fr.	HS	Olathe, Kan. (Northwest)
10	Archie Goodwin	G	6-4 1/2	198	Fr.	HS	Little Rock, Ark. (Sylvan Hills)
12	Ryan Harrow	G	6-2	170	So.	TR	Marietta, Ga. (N.C. State)
4	Jon Hood	G	6-7	212	Jr.	2L	Madisonville, Ky. (North Hopkins)
32	Brian Long	G	5-9	155	So.	1L	Dumont, N.J. (River Dell)
13	Sam Malone	G	5-11	185	So.	1L	Scituate, Mass. (Scituate)
34	Julius Mays	G	6-2	192	GS	TR	Marion, Ind. (Wright State)
3	Nerlens Noel	F	6-10	228	Fr.	HS	Everett, Mass. (Tilton)
5	Jarrod Polson	G	6-2	189	Jr.	2L	Nicholasville, Ky. (West Jessamine)
22	Alex Poythress	F	6-7	239	Fr.	HS	Clarksville, Tenn. (Northwest)
33	Kyle Wiltjer	F	6-10	239	So.	1L	Portland, Ore. (Jesuit)

Coaching Staff

Head Coach: John Calipari (Clarion, 1982)
Asst. Coach: Orlando Antigua (Pittsburgh, 1995)
Asst. Coach: Kenny Payne (Louisville, 2003)
Asst. Coach: John Robic (Denison, 1986)
Special Asst. to the Head Coach: Rod Strickland (DePaul)
Strength Coach: Mike Malone (Mount Union College, 2001)
Head Athletic Trainer: Chris Simmons (Memphis, 2002)
Assoc. AD/Basketball Oper.: Chris Woolard (UCLA, 1997)
Asst. Director of Basketball Operations: Preston Spradlin (Alice Lloyd, 2009)

Pronunciation Guide

TWANY Beckham	TWON-ee
Nerlens **NOEL**	KNOW-ell
JARROD Polson	JAIR-ed
Alex **POYTHRESS**	POY-thress
Kyle **WILTJER**	WILT-jer
John **ROBIC**	ROE-bic
John **CALIPARI**	Cal-a-PEAR-ee

MISCELLANEOUS ROSTER NOTES

Wildcats by State

Kentucky (3)
Twany Beckham (Louisville)
Jon Hood (Madisonville)
Jarrod Polson (Nicholasville)

Massachusetts (2)
Sam Malone (Scituate)
Nerlens Noel (Everett)

Arkansas (1)
Archie Goodwin (Little Rock)

Georgia (1)
Ryan Harrow (Marietta)

Indiana (1)
Julius Mays (Marion)

Kansas (1)
Willie Cauley-Stein (Olathe)

New Jersey (1)
Brian Long (Dumont)

Oregon (1)
Kyle Wiltjer (Portland)

Tennessee (1)
Alex Poythress (Clarksville)

Wildcats by Class

Graduate School (1)
Julius Mays

Seniors (1)
Twany Beckham

Juniors (2)
Jon Hood
Jarrod Polson

Sophomores (4)
Ryan Harrow
Brian Long
Sam Malone
Kyle Wiltjer

Freshmen (4)
Willie Cauley-Stein
Archie Goodwin
Nerlens Noel
Alex Poythress

Wildcats by Height

Willie Cauley-Stein	7-0
Nerlens Noel	6-10
Kyle Wiltjer	6-10
Jon Hood	6-7
Alex Poythress	6-7
Twany Beckham	6-4 1/2
Archie Goodwin	6-4 1/2
Ryan Harrow	6-2
Julius Mays	6-2
Jarrod Polson	6-2
Sam Malone	5-11
Brian Long	5-9



TWANY BECKHAM

11

6-4 1/2 • 202 • SENIOR • LOUISVILLE, KY. • MISSISSIPPI STATE

Cat Scratches

Full name: Antiquawn Beckham
Twitter: @TB_UK11
Parent: Debra Beckham
Date of Birth: November 14, 1988
Place of Birth: Louisville, Ky.
High School Coach: Chris Renner
High School Mascot: Bruins
Major: Communications

2011-12

Saw action in 16 games and pulled down eight rebounds ... Appeared in UK's win over WKU in the NCAA Tournament ... Saw action in the SEC Championship game against Vanderbilt ... Played four minutes in Kentucky's win over Georgia ... Saw action in UK's win over Ole Miss ... Pulled down a pair of rebounds in a UK career-high nine minutes of action in a win at South Carolina ... Snagged a rebound in a win over Tennessee ... Notched a steal and pulled down a rebound in four minutes of action in a win over Arkansas ... Saw his first conference action of the season in a win at Tennessee ... Dished out an assist in a win over Louisville ... Saw action in a win over Lamar ... Had a rebound in a win over Loyola ... Pulled down three rebounds and dished out an assist in seven minutes vs. Samford ... Saw his first career action in the Blue and White in a win over Chattanooga ... Sat out the first semester due to NCAA transfer rules.

2010-11

Played in 14 games as a sophomore for Mississippi State before transferring to UK after the fall semester ... Started five of the 14 games he played ... Had a career-high nine points against Detroit ... Career-best seven assists verus Appalachian State

2009-10

Redshirted entire year after having surgery on both hips to remove bone spurs.

2008-09

Due to a foot injury, did not play the first three games ... Saw first action against Fairleigh Dickinson and responded with four points on 2-of-2 shooting ... He also had two rebounds, two assists and two steals against the Knights ... Had his most productive outing at St. Bonaventure, scoring a career-high eight points on 2-of-3 shooting from the floor and 4-of-6 shooting at the foul line in 20 minutes ... He also dished out three assists, had one steal and just one turnover ... Played in the last 32 games and was one of MSU's first players off the bench ... Averaged 1.6 points and 1.5 rebounds ... Logged a total of 33 minutes in the SEC Tournament and averaged 1.5 points, 2.0 rebounds and dished out three assists ... Best game was against Georgia, where he tallied three points and was credited with two assists ... Played seven minutes against Washington in the NCAA Tournament and did not score.

2007-08

Averaged 15.0 points, 6.0 rebounds and 8.0 assists as a fifth-year player for coach Pete Hutchins at the New Hampton School in the highly competitive Class Adivision of the New England Preparatory School Athletic council ... Led the Huskies in assists ... Ranked as the team's second-leading scorer.

High School

Three-year starter for coach Chris Renner at Ballard High School in Louisville, Ky., where he helped pace the Bruins to a three-year composite mark of 86-16 (.843) and a pair of Sweet 16 state tournament appearances. ... Averaged 16.1 points, 8.1 rebounds, 4.2 assists and 2.3 steals per game to earn first-team all-state honors. ... Chosen the 7th Region Player of the Year in 2006-07. ... Capped his Ballard High School career by representing his home state in the Indiana Kentucky All-Star series. ... Recorded 11 double-doubles in 2006-07, including a triple-

Beckham's Career Highs

		Opponent	Date			Opponent	Date
Points	9	vs. Detroit	11/22/10	FT Atts	6	at St. Bonaventure	11/25/08
FG Made	4	vs. Detroit	11/22/10	Rebounds	5	Three times	
FG Atts	8	vs. Detroit	11/22/10	Assists	7	Appalachian State	11/19/10
3FG Made	1	vs. Washington St	12/22/10	Steals	3	Two times	
3FG Atts	2	vs. Washington St	12/22/10	Blocks	1	Two times	
FT Made	4	Two times		Minutes	26	Appalachian State	11/19/10

Beckham's Statistics

Year	G-S	Min.-Avg.	FG-A/Pct.	3FG-A/Pct.	FT-A/Pct.	Reb.-Avg.	PF-D	AT	TO	BS	St	TP-Avg.
2008-09 (MSU)	33-0	277/8.4	19-52/.365	0-6/.000	16-32/.500	48-1.5	23-0	39	37	1	13	54-1.6
2010-11 (MSU)	14-5	220/15.7	18-52/.346	1-7/.143	3-6/.500	31-2.2	21-0	29	23	1	16	40-2.9
2011-12	16-0	44/2.8	0-1/.000	0-0/.000	0-0/.000	8-0.6	0-0	2	1	0	1	0-0.0
Total	**73-5**	**541-7.4**	**37-105/.352**	**1-13/.077**	**19-38/.500**	**87-1.2**	**44-0**	**70**	**61**	**2**	**30**	**94-1.3**

double with 12 points, 11 assists and 10 rebounds in only 18 minutes against Manual in the regional tournament. ... Posted 10 games with 20 or more points in 2006-07, including a season-high 31 points, 11 boards, seven steals and five assists versus St. Xavier. ... Named MVP of the prestigious 2007 Louisville Invitational Tournament (LIT), averaging 22.5 points on 65-percent shooting (39-60 FGs) during the four-game tournament ... Tipped off the LIT with a 29-point performance (13-18 FGs) against Pleasure Ridge Park. ... Capped a mid-season, six-game stretch, in which he averaged 24.0 points on 62.6 percent shooting (57-91 FGs), with a 28-point effort versus Waggener. ... Credited with double-digit rebounds 12 times in 2006-07, including 20 and 16 boards (22 of the 36 rebounds were offensive) his first two outings of the year. ... Named to the 2007 Kentucky High School Athletic Association (KHSAA) Sweet 16 All-Tournament Team after leading the Bruins to a 35-3 record and a state runner-up finish. ... Averaged 14.3 points, 6.6 rebounds, 4.9 assists and 2.2 steals per contest as a junior to earn third-team all-state laurels from the Courier-Journal newspaper and help pace the 2005-06 Ballard club to a 22-10 mark. ... Averaged 6.9 points, 4.0 assists, 3.4 rebounds and 2.1 steals an outing as a sophomore starter for the Bruins' 29-3 Sweet 16 ballclub in 2004-05.

Personal

Twany Beckham was born November 14, 1988, in Louisville, Ky. ... Majoring in Communications ... The son of Debra Beckham.

Beckham's Career Game-by-Game Statistics

2011-12

Date	Opponent	Min	FG-A	3PT-A	FT-A	O-D-T	PF	A	TO	Blk	Stl	Pts
N. 11	MARIST					DNP						
N. 15	vs. Kansas [New York]					DNP						
N. 19	vs. Penn State [Uncasville, Conn.]					DNP						
N. 20	vs. Old Dominion [Uncasville, Conn.]					DNP						
N. 23	RADFORD					DNP						
N. 26	PORTLAND					DNP						
D. 1	ST. JOHN'S					DNP						
D. 3	NORTH CAROLINA					DNP						
D. 10	at Indiana					DNP						
D. 17	CHATTANOOGA	3	0-0	0-0	0-0	0-0-0	0	0	0	0	0	0
D. 20	SAMFORD	7	0-0	0-0	0-0	1-2-3	0	1	0	0	0	0
D. 22	LOYOLA	7	0-0	0-0	0-0	0-1-1	0	0	0	0	0	0
D. 28	LAMAR	1	0-0	0-0	0-0	0-0-0	0	0	0	0	0	0
D. 31	LOUISVILLE	2	0-0	0-0	0-0	0-0-0	0	1	0	0	0	0
J. 3	vs. Ark. Little Rock [L'ville]	1	0-0	0-0	0-0	0-0-0	0	0	0	0	0	0
J. 7	SOUTH CAROLINA					DNP						
J. 11	at Auburn					DNP						
J. 14	at Tennessee	1	0-0	0-0	0-0	0-0-0	0	0	0	0	0	0
J. 17	ARKANSAS	4	0-0	0-0	0-0	0-1-1	0	0	1	0	1	0
J. 21	ALABAMA					DNP						
J. 24	at Georgia					DNP						
J. 28	at LSU	2	0-0	0-0	0-0	0-0-0	0	0	0	0	0	0
J. 31	TENNESSEE	2	0-0	0-0	0-0	0-1-1	0	0	0	0	0	0
F. 4	at South Carolina	9	0-1	0-0	0-0	1-1-2	0	0	0	0	0	0
F. 7	FLORIDA					DNP						
F. 11	at Vanderbilt					DNP						
F. 18	OLE MISS	1	0-0	0-0	0-0	0-0-0	0	0	0	0	0	0
F. 21	at Mississippi State					DNP						
F. 25	VANDERBILT					DNP						
M. 1	GEORGIA	4	0-0	0-0	0-0	0-0-0	0	0	0	0	0	0
M. 4	at Florida					DNP						
M. 9	vs. LSU [SEC]					DNP						
M. 10	vs. Florida [SEC]					DNP						
M. 11	vs. Vanderbilt [SEC]	0+	0-0	0-0	0-0	0-0-0	0	0	0	0	0	0
M. 15	vs. Western Kentucky [NCAA]	0+	0-0	0-0	0-0	0-0-0	0	0	0	0	0	0
M. 17	vs. Iowa State [NCAA]					DNP						
M. 23	vs. Indiana [NCAA]	0+	0-0	0-0	0-0	0-0-0	0	0	0	0	0	0
M. 25	vs. Baylor [NCAA]					DNP						
M. 31	vs. Louisville [NCAA]					DNP						
A. 2	vs. Kansas [NCAA]					DNP						

2010-11 [at Mississippi State]

Date	Opponent	Min	FG-A	3PT-A	FT-A	O-D-T	PF	A	TO	Blk	Stl	Pts
N. 12	Tennessee State	13	0-4	0-1	0-0	0-4-4	2	0	1	0	1	0
N. 19	Appalachian State	26	1-3	0-0	0-0	0-4-4	2	7	1	0	2	2
N. 22	Detroit	19	4-8	0-1	1-3	0-3-3	2	6	2	0	0	9
N. 26	Troy	14	1-4	0-0	0-0	0-1-1	1	2	1	1	2	2
N. 30	Florida Atlantic	20	3-7	0-0	0-0	0-1-1	3	0	1	0	1	6

D. 11	East Tennessee State	21	1-2	0-1	2-2	0-1-1	2	4	1	0	0	4
D. 12	North Carolina A&T	11	0-2	0-0	0-0	0-2-2	1	3	4	0	1	0
D. 13	Nicholls State	3	0-0	0-0	0-0	0-0-0	0	0	0	0	0	0
D. 14	Alabama State	13	3-5	0-0	0-1	1-4-5	0	0	3	0	1	6
D. 18	vs Virginia Tech	13	1-1	0-0	0-0	0-0-0	2	0	1	0	3	2
D. 22	vs Washington State	12	1-3	1-2	0-0	0-1-1	0	2	2	0	1	3
D. 23	vs San Diego	17	1-5	0-1	0-0	0-1-1	1	1	1	0	3	2
D. 25	at Hawaii	14	1-4	0-0	0-0	2-3-5	2	2	2	0	0	2
D. 29	vs SMU	24	1-4	0-1	0-0	0-3-3	3	2	3	0	1	2

2008-09 (at Mississippi State)

Date	Opponent	Min	FG-A	3PT-A	FT-A	O-D-T	PF	A	TO	Blk	Stl	Pts
N. 22	Fairleigh Dickinson	10	2-2	0-0	0-1	1-1-2	2	2	0	0	2	4
N. 25	at St. Bonaventure	20	2-3	0-0	4-6	0-1-1	1	3	1	0	1	8
N. 28	vs Washington State	10	0-2	0-0	1-2	0-0-0	0	1	1	0	0	1
N. 29	vs Texas Tech	8	2-3	0-0	0-0	0-1-1	0	0	1	0	0	4
D. 6	Alabama State	13	2-3	0-0	0-0	0-1-1	0	0	0	0	0	4
D. 10	Charlotte	6	0-1	0-0	0-2	0-1-1	1	3	1	0	0	0
D. 13	South Alabama	13	1-1	0-0	4-4	0-3-3	1	2	0	0	1	6
D. 18	vs. Cincinnati	15	0-0	0-0	0-0	0-1-1	0	4	3	0	1	0
D. 22	vs Nicholls State	7	1-1	0-0	0-0	0-0-0	1	0	3	0	1	2
D. 30	San Diego	9	1-2	0-0	1-4	0-3-3	0	0	1	0	0	3
J. 03	Houston	10	0-1	0-1	0-1	0-1-1	4	2	3	0	0	0
J. 05	Western Kentucky	6	0-0	0-0	0-0	0-1-1	1	3	2	0	1	0
J. 10	at Arkansas	4	0-0	0-0	1-2	1-2-3	2	1	3	0	0	1
J. 14	Alabama	10	1-2	0-1	0-0	0-2-2	0	1	0	0	1	2
J. 17	Vanderbilt	5	0-1	0-0	0-0	0-3-3	0	1	2	1	0	0
J. 21	at LSU	10	0-4	0-1	0-0	0-1-1	1	2	2	0	0	0
J. 24	at Georgia	10	1-2	0-0	2-3	0-2-2	0	0	1	0	1	4
J. 31	Ole Miss	8	0-2	0-1	0-0	0-2-2	0	3	0	0	1	0
F. 03	at Kentucky	5	1-1	0-0	0-0	1-0-1	1	0	0	0	0	2
F. 07	Arkansas	2	0-0	0-0	0-0	0-0-0	0	0	0	0	0	0
F. 11	LSU	3	0-0	0-0	0-0	0-0-0	0	1	1	0	0	0
F. 14	at Auburn	9	0-3	0-0	0-0	1-4-5	0	0	1	0	0	0
F. 18	South Carolina	5	1-3	0-0	0-0	0-1-1	0	1	1	0	1	2
F. 21	at Alabama	3	0-0	0-0	0-0	0-0-0	1	0	0	0	1	0
F. 25	at Tennessee	6	0-1	0-0	0-0	0-0-0	0	1	1	0	0	0
F. 28	Auburn	8	0-1	0-0	0-0	1-2-3	1	1	1	0	0	0
M. 04	Florida	9	1-2	0-0	0-1	0-0-0	2	1	1	0	0	2
M. 07	at Ole Miss	13	1-3	0-1	1-2	1-1-2	1	3	0	0	0	3
M. 12	vs Georgia	13	1-1	0-0	1-2	0-1-1	1	2	0	0	0	3
M. 13	vs South Carolina	5	0-1	0-0	0-0	1-2-3	0	0	0	0	0	0
M.14	vs LSU	9	1-5	0-1	0-0	1-1-2	0	1	1	0	1	2
M. 15	vs Tennessee	6	0-1	0-0	1-2	1-1-2	1	0	2	0	0	1
M. 19	vs Washington	7	0-0	0-0	0-0	0-0-0	1	0	2	0	0	0



JON HOOD

4

6-7 • 212 • JUNIOR • MADISONVILLE, KY • NORTH HOPKINS

Cat Scratches

Full name: Jon Daniel Hood
Twitter: @hoodyhood4
Parents: Brian and Kelly Hood
Date of Birth: May 9, 1991
Place of Birth: Henderson, Ky.
High School Coach: James Davis, Marty Cline
High School Mascot: Maroons
Major: Community Communications and Leadership Development

2011-12

Suffered a torn ACL in summer workouts and sat out the season.

2010-11

Played in 33 of 38 games, averaging 0.8 points and 0.7 rebounds ... Grabbed a rebound and a steal vs. Ole Miss in the SEC Tournament ... Hit his only shot attempt at Florida, a jumper as time expired in the first half, which brought UK within two ... Had a career-day against LSU by playing a career-high 20 minutes, pulling down a career-high four rebounds, dishing out a career-high three assists, and scoring two points to go with one steal ... Had two rebounds in six minutes of action against Auburn ... Had one rebound in four minutes against Georgia ... Was a perfect 1-for-1 from the field against Penn with two points and one rebound ... Totaled career-highs with seven points and one block in 14 minutes vs. Coppin State ... Logged nine minutes against Winthrop ... Played two minutes against both MVSU and Indiana ... Played four minutes against Notre Dame and connected on his only 3-point field goal attempt ... Played two minutes on the road against North Carolina ... Scored two points against Boston in nine minutes of action ... His two points against Boston came from a dunk, the first of his career ... Logged 10 minutes vs. UConn at the EA Sports Maui Invitational, making his first 3-pointer of the season ... Grabbed two key late rebounds in only three minutes vs. Oklahoma ... Pulled down three rebounds against Portland to tie a career high ... Played a career-high 12 minutes and attempted a career-high four free throws ... Scored two points and pulled down one rebound in six minutes of action against East Tennessee State ... Scored 18 points on 7-of-9 shooting from the floor and 4-of-6 shooting beyond the arc in the exhibition against Dillard.

2009-10

Played in 17 games, averaging 1.2 points ... Totaled two points and a season-high three rebounds in UK's Second Round win over Wake Forest in New Orleans ... Grabbed two rebounds and made 2-of-2 free throws vs. ETSU at the NCAA Tournament ... Made 2-of-2 free throws and grabbed one rebound vs. Tennessee at the SEC Tournament ... Scored three points in three minutes at LSU ... Earned his first minutes in SEC play, nailing a three-pointer vs. Arkansas ... Totaled a season-high five points and two rebounds in the win over Drexel ... Nailed his first three-pointer and had two assists vs. Cleveland State in Cancun ... Earned a career-high 10 minutes in the win vs. Rider ... Totaled one rebound and one assist in eight minutes vs. Sam Houston State ... Scored seven points with four rebounds in UK's second exhibition win over Clarion

High School

Averaged 29.4 points, 12.9 rebounds, 3.3 assists and 3.1 blocked shots per game his senior season ... Posted 18 double-doubles in 22 games as a senior...Named 2009
Kentucky Mr. Basketball ... 2009 Gatorade Kentucky Player of the Year ... Participated in the 2009 Wazoo Sports Derby Festival Basketball Classic, where he scored 13 points ... Ranked the 40th best recruit by Rivals.com.

Personal

Born on May 9, 1991 ... Son of Brian and Kelly Hood ... Chose Kentucky over Ole Miss, Tennessee and Georgia.

Hood's Career Highs

		Opponent	Date
Points	7	vs. Coppin State	12/28/10
FG Made	2	Two times	
FG Atts	7	vs. Coppin State	12/28/10
3FG Made	1	Seven times	
3FG Atts	4	vs. Coppin State	12/28/10
FT Made	2	Four times	

		Opponent	Date
FT Atts	4	Portland	11/19/10
Rebounds	4	LSU	1/15/11
Assists	3	LSU	1/15/11
Steals	1	Three times	
Blocks	1	Two times	
Minutes	20	LSU	1/15/11

Hood's Career Statistics

Year	G-S	Min.-Avg.	FG-A/Pct.	3FG-A/Pct.	FT-A/Pct.	Reb.-Avg.	PF-D	AT	TO	BS	St	TP-Avg.
2009-10	17-0	74-4.4	6-19/.316	4-11/.364	4-4/1.000	12-0.7	6-0	6	4	0	1	20-1.2
2010-11	33-0	158-4.8	9-37/.243	3-19/.158	5-9/.556	22-0.7	11-0	4	2	2	3	26-.8
2011-12						DNP (Torn ACL)						
TOTAL	**50-0**	**232-4.6**	**15-56/.268**	**7-30/.233**	**9-13/.692**	**34-0.7**	**17-0**	**10**	**6**	**2**	**4**	**46-.9**

Hood's Career Game-by-Game Statistics

2010-11

Date	Opponent	Min	FG-A	3PT-A	FT-A	O-D-T	PF	A	TO	Blk	Stl	Pts
N. 12	EAST TENNESSEE STATE	6	1-3	0-2	0-1	1-0-1	1	0	0	0	0	2
N. 19	vs. Portland [Portland]	12	0-1	0-1	2-4	2-1-3	0	0	0	0	0	2
N. 22	vs. Oklahoma [Maui]	3	0-0	0-0	1-2	0-2-2	0	0	0	0	0	1
N. 23	vs. Washington [Maui]	9	0-3	0-2	0-0	1-0-1	0	0	0	0	1	0
N. 24	vs. Connecticut [Maui]	10	1-2	1-1	0-0	2-1-3	0	0	0	0	0	3
N. 30	BOSTON	9	1-2	0-0	0-0	0-0-0	1	0	0	0	0	2
D. 4	at North Carolina	2	0-0	0-0	0-0	0-0-0	0	0	0	0	0	0
D. 8	vs. Notre Dame [L'ville]	4	1-2	1-1	0-0	0-0-0	2	0	0	0	0	3
D. 11	INDIANA	2	0-0	0-0	0-0	0-0-0	0	0	0	0	0	0
D. 18	MISS. VALLEY ST	2	0-0	0-0	0-0	0-0-0	0	0	0	0	0	0
D. 22	WINTHROP	9	0-2	0-1	0-0	1-0-1	1	1	0	0	0	0
D. 28	COPPIN STATE	14	2-7	1-4	2-2	0-1-1	0	0	0	1	0	7
D. 31	at Louisville	1	0-0	0-0	0-0	0-0-0	0	0	0	0	0	0
J. 3	PENN	2	1-1	0-0	0-0	0-1-1	1	0	0	0	0	2
J. 8	at Georgia	4	0-0	0-0	0-0	0-1-1	0	0	0	0	0	0
J. 11	AUBURN	6	0-1	0-1	0-0	1-1-2	0	0	0	0	0	0
J. 15	LSU	20	1-6	0-2	0-0	1-3-4	2	3	0	0	1	2
J. 18	at Alabama	4	0-1	0-1	0-0	0-0-0	0	0	0	0	0	0
J. 22	at South Carolina	4	0-0	0-0	0-0	0-0-0	0	0	0	0	0	0
J. 29	GEORGIA					DNP						
F. 1	at Ole Miss	6	0-0	0-0	0-0	0-1-1	0	0	0	1	0	0
F. 5	at Florida	3	1-1	0-0	0-0	0-0-0	0	0	0	0	0	2
F. 8	TENNESSEE	3	0-1	0-1	0-0	0-0-0	1	0	0	0	0	0
F. 12	at Vanderbilt	1	0-1	0-1	0-0	0-0-0	0	0	0	0	0	0
F. 15	MISSISSIPPI STATE	1	0-0	0-0	0-0	0-0-0	0	0	0	0	0	0
F. 19	SOUTH CAROLINA	3	0-1	0-0	0-0	0-0-0	0	0	0	0	0	0
F. 23	at Arkansas					DNP						
F. 26	FLORIDA	4	0-0	0-0	0-0	0-0-0	1	0	0	0	0	0
M. 1	VANDERBILT					DNP						
M. 6	at Tennessee	3	0-0	0-0	0-0	0-0-0	0	0	0	0	0	0
M. 11	vs. Ole Miss [SEC]	5	0-2	0-1	0-0	0-1-1	0	0	1	0	1	0
M. 12	vs. Alabama [SEC]	1	0-0	0-0	0-0	0-0-0	0	0	1	0	0	0
M. 13	vs. Florida [SEC]	1	0-0	0-0	0-0	0-0-0	0	0	1	0	0	0
M. 17	vs. Princeton [NCAA]					DNP						
M. 19	vs. West Virginia [NCAA]	1	0-0	0-0	0-0	0-0-0	1	0	0	0	0	0
M. 25	vs. Ohio State [NCAA]	2	0-0	0-0	0-0	0-0-0	0	0	0	0	0	0
M. 27	vs. North Carolina [NCAA]	1	0-0	0-0	0-0	0-0-0	0	0	0	0	0	0
A. 2	vs. Connecticut [NCAA]					DNP						

2009-10

Date	Opponent	Min	FG-A	3PT-A	FT-A	O-D-T	PF	A	TO	Blk	Stl	Pts
N. 13	MOREHEAD STATE					DNP						
N. 16	MIAMI-OHIO					DNP						
N. 19	SAM HOUSTON ST	8	0-2	0-2	0-0	0-1-1	1	1	0	0	0	0
N. 21	RIDER	10	0-2	0-0	0-0	0-1-1	0	0	1	0	0	0
N. 24	vs. Cleveland St. [Cancun]	10	1-1	1-1	0-0	0-0-0	1	2	0	0	0	3
N. 25	vs. Stanford [Cancun]					DNP						
N. 30	vs. UNC Asheville [L'ville]	6	0-0	0-0	0-0	0-0-0	0	0	0	0	0	0
D. 5	NORTH CAROLINA					DNP						
D. 9	vs. UConn [New York]					DNP						
D. 12	at Indiana	1	0-0	0-0	0-0	0-0-0	1	0	1	0	0	0
D. 19	AUSTIN PEAY	1	0-0	0-0	0-0	0-0-0	0	0	1	0	0	0
D. 21	DREXEL	10	2-4	1-2	0-0	1-1-2	0	1	1	0	1	5
D. 23	LONG BEACH STATE	1	0-0	0-0	0-0	0-0-0	0	0	0	0	0	0
D. .29	HARTFORD	7	0-1	0-1	0-0	0-1-1	0	0	0	0	0	0
J. 2	LOUISVILLE					DNP						
J. 9	GEORGIA					DNP						
J. 12	at Florida					DNP						
J. 16	at Auburn					DNP						
J. 23	ARKANSAS	7	1-2	1-2	0-0	1-0-1	2	1	0	0	0	3
J. 26	at South Carolina					DNP						
J. 30	VANDERBILT					DNP						
F. 2	OLE MISS					DNP						
F. 6	at LSU	3	1-3	1-1	0-0	0-0-0	0	0	0	0	0	3
F. 9	ALABAMA					DNP						
F. 13	TENNESSEE					DNP						
F. 16	at Mississippi State					DNP						
F. 20	at Vanderbilt					DNP						
F. 25	SOUTH CAROLINA					DNP						
F. 27	at Tennessee					DNP						
M. 3	at Georgia	1	0-0	0-0	0-0	0-0-0	2	0	0	0	0	0
M. 7	FLORIDA					DNP						
M. 12	vs. Alabama [SEC]					DNP						
M. 13	vs. Tennessee [SEC]	2	0-1	0-1	2-2	0-1-1	0	0	0	0	0	2
M. 14	vs. Mississippi St.[SEC]					DNP						
M. 18	vs. ETSU [NCAA]	4	0-1	0-1	2-2	2-0-2	1	1	0	0	0	2
M. 20	vs. Wake Forest [NCAA]	2	1-2	0-0	0-0	3-0-3	0	0	0	0	0	2
M. 25	vs. Cornell [NCAA]	1	0-0	0-0	0-0	0-0-0	0	0	0	0	0	0
M. 27	vs. West Virginia [NCAA]	0	0-0	0-0	0-0	0-0-0	0	0	0	0	0	0



BRIAN LONG

32

5-9 • 155 • SOPHOMORE • DUMONT, N.J. • RIVER DELL HS

Cat Scratches

Full name: Brian Long
Twitter: @brianlong32
Parents: Brian and Patricia Long
Date of Birth: April 2, 1992
Place of Birth: Dumont, N.J.
High School Coach: Brian Long
High School Mascot: Hawks
Major: Undergraduate Studies

2011-12

Saw action in 12 games ... Made an appearance in UK's opening NCAA Tournament victory over WKU ... Saw action in a win over Georgia ... Logged his first action in conference play in the win over Ole Miss ... Played in one minute of a victory over Lamar ... Logged a minute of action in a win over Loyola ... Appeared in the Samford win logging one minute ... Saw two minutes of action in a win over Chattanooga ... Played in two minutes of UK's win over St. John's ... Pulled down a defensive rebound in two minutes of action in a win over Portland ... Saw the floor for two minutes in a win over Radford ... Tallied his first career points with a 2-for-4 showing at the free throw line in a win over Penn State ... Also pulled down his first career rebound in that victory ... Saw his first career action in a UK victory over Marist ... Made two appearances in the exhibition contests ... Played seven minutes in the win over Morehouse and pulled down one rebound.

High School

Averaged 9.6 pts. and 5.0 assists per game in senior season at River Dell High School ... Named First Team All- Conference Big North ... Honorable Mention All-County (Bergen County) ... Helped lead team to state playoffs ... As a junior, averaged 9.0 pts. and 4.0 assists per game ... Named Second Team All-League (Bergen County scholastic League)

Personal

Son of Brian and Patricia Long ... Has two brothers, Keith and Travis, that played college basketball, Keith at UNLV and Travis at Memphis ... Father played basketball at Creighton.

Long's Career Highs

		Opponent	Date
Points	2	vs. Penn State	11/19/11
FG Made	0		
FG Atts	1	vs. Portland	11/26/11
3FG Made	0		
3FG Atts	0		
FT Made	2	vs. Penn State	11/19/11

		Opponent	Date
FT Atts	4	vs. Penn State	11/19/11
Rebounds	1	Two times	
Assists	0		
Steals	0		
Blocks	0		
Minutes	4	vs. Penn State	11/19/11

Long's Career Statistics

Year	G-S	Min.-Avg.	FG-A/Pct.	3FG-A/Pct.	FT-A/Pct.	Reb.-Avg.	PF-D	AT	TO	BS	St	TP-Avg.
2011-12	12-0	17-1.4	0-1/.000	0-0/.000	2-4/.500	2-0.2	0-0	0	0	0	0	2-0.2
TOTAL	**12-0**	**17-1.4**	**0-1/.000**	**0-0/.000**	**2-4/.500**	**2-0.2**	**0-0**	**0**	**0**	**0**	**0**	**2-0.2**

Long's Career Game-by-Game Statistics

2011-12

Date	Opponent	Min	FG-A	3PT-A	FT-A	O-D-T	PF	A	TO	Blk	Stl	Pts
N. 11	MARIST	1	0-0	0-0	0-0	0-0-0	0	0	0	0	0	0
N. 15	vs. Kansas [New York]					DNP						
N. 19	vs. Penn State [Uncasville, Conn.]	4	0-0	0-0	2-4	1-0-1	0	0	0	0	0	2
N. 20	vs. Old Dominion [Uncasville, Conn.]					DNP						
N. 23	RADFORD	2	0-0	0-0	0-0	0-0-0	0	0	0	0	0	0
N. 26	PORTLAND	2	0-1	0-0	0-0	0-1-1	0	0	0	0	0	0
D. 1	ST. JOHN'S	2	0-0	0-0	0-0	0-0-0	0	0	0	0	0	0
D. 3	NORTH CAROLINA					DNP						
D. 10	at Indiana					DNP						
D. 17	CHATTANOOGA	1	0-0	0-0	0-0	0-0-0	0	0	0	0	0	0
D. 20	SAMFORD	1	0-0	0-0	0-0	0-0-0	0	0	0	0	0	0
D. 22	LOYOLA	1	0-0	0-0	0-0	0-0-0	0	0	0	0	0	0
D. 28	LAMAR	1	0-0	0-0	0-0	0-0-0	0	0	0	0	0	0
D. 31	LOUISVILLE					DNP						
J. 3	vs. Arkansas Little-Rock [L'ville]					DNP						
J. 7	SOUTH CAROLINA					DNP						
J. 11	at Auburn					DNP						

Date	Opponent	Min	FG-A	3PT-A	FT-A	O-D-T	PF	A	TO	Blk	Stl	Pts
J. 14	at Tennessee					DNP						
J. 17	ARKANSAS					DNP						
J. 21	ALABAMA					DNP						
J. 24	at Georgia					DNP						
J. 28	at LSU					DNP						
J. 31	TENNESSEE					DNP						
F. 4	at South Carolina					DNP						
F. 7	FLORIDA					DNP						
F. 11	at Vanderbilt					DNP						
F. 18	OLE MISS	1	0-0	0-0	0-0	0-0-0	0	0	0	0	0	0
F. 21	at Mississippi State					DNP						
F. 25	VANDERBILT					DNP						
M. 1	GEORGIA	1	0-0	0-0	0-0	0-0-0	0	0	0	0	0	0
M. 4	at Florida					DNP						
M. 9	vs. LSU [SEC]					DNP						
M. 10	vs. Florida [SEC]					DNP						
M. 11	vs. Vanderbilt [SEC]					DNP						
M. 15	vs. Western Kentucky [NCAA]	0+	0-0	0-0	0-0	0-0-0	0	0	0	0	0	0
M. 17	vs. Iowa State [NCAA]					DNP						
M. 23	vs. Indiana [NCAA]					DNP						
M. 25	vs. Baylor [NCAA]					DNP						
M. 31	vs. Louisville [NCAA]					DNP						
A. 2	vs. Kansas [NCAA]					DNP						



SAM MALONE

13

5-11 • 185 • SOPHOMORE • SCITUATE, MASS. • SCITUATE HS

Cat Scratches

Full name: Sam Malone
Twitter: @SamMaloneuk13
Parents: Joe and Linda Malone
Date of Birth: December 6, 1991
Place of Birth: Boston, Mass.
High School Coach: Matt Poirier
High School Mascot: Sailors
Major: Undergraduate Studies

2011-12

Suffered a torn ACL in the Chattanooga game and missed the remainder of the season after playing in six games prior to the injury ... Saw action for three minutes in a win over Chattanooga ... Registered an assist in UK's victory over St. John's ... Appeared in UK's win over Portland ... Scored on a fast-break lay-up and pulled down a pair of rebounds in a win over Radford ... Played in a career-high four minutes in a win over Penn State ... Poured in four points in UK's season-opening victory over Marist ... Saw action in both of UK's exhibition games ... Played seven minutes, scoring two points, pulling down one rebound and swatting one shot in the win over Morehouse.

High School

Averaged 14.0 pts, 9.0 assists and 4.0 steals as a senior at Scituate HS ... Named a 2011 League All-Star ... Helped lead The Tilton School (N.H.) to a 2009 National Prep title ... 2008 state finalist with Tilton High School.

Personal

Son of Joe and Linda Malone ... Has two brothers, Joe Jr. and Charlie and a sister, Carolyn.

Malone's Career Highs

		Opponent	Date
Points	4	vs. Marist	11/11/11
FG Made	2	vs. Marist	11/11/11
FG Atts	2	Two times	
3FG Made	0		
3FG Atts	0		
FT Made	0		

		Opponent	Date
FT Atts	0		
Rebounds	2	vs. Radford	11/23/11
Assists	1	vs. St. John's	12/1/11
Steals	0		
Blocks	0		
Minutes	4	vs. Penn State	11/19/11

Malone's Statistics

Year	G-S	Min.-Avg.	FG-A/Pct.	3FG-A/Pct.	FT-A/Pct.	Reb.-Avg.	PF-D	AT	TO	BS	St	TP-Avg.
2011-12	6-0	13-2.2	3-6/.500	0-0/.000	0-0/.000	2-0.3	0-0	1	4	0	0	6-1.0
TOTAL	**6-0**	**13-2.2**	**3-6/.500**	**0-0/.000**	**0-0/.000**	**2-0.3**	**0-0**	**1**	**4**	**0**	**0**	**6-1.0**

Malone's Career Game-by-Game Statistics

2011-12

Date	Opponent	Min	FG-A	3PT-A	FT-A	O-D-T	PF	A	TO	Blk	Stl	Pts
N. 11	MARIST	1	2-2	0-0	0-0	0-0-0	0	0	0	0	0	4
N. 15	vs. Kansas [New York]					DNP						
N. 19	vs. Penn State [Uncasville, Conn.]	4	0-1	0-0	0-0	0-0-0	0	0	0	0	0	0
N. 20	vs. Old Dominion [Uncasville, Conn.]					DNP						
N. 23	RADFORD	2	1-2	0-0	0-0	0-2-2	0	0	1	0	0	2
N. 26	PORTLAND	1	0-0	0-0	0-0	0-0-0	0	0	0	0	0	0
D. 1	ST. JOHN'S	2	0-1	0-0	0-0	0-0-0	0	1	1	0	0	0
D. 3	NORTH CAROLINA					DNP						
D. 10	at Indiana					DNP						
D. 17	CHATTANOOGA	3	0-0	0-0	0-0	0-0-0	0	0	2	0	0	0
D. 20	SAMFORD					DNP						
D. 22	LOYOLA					DNP						
D. 28	LAMAR					DNP						
D. 31	LOUISVILLE					DNP						

J. 3	vs. Arkansas Little-Rock [L'ville]	DNP
J. 7	SOUTH CAROLINA	DNP
J. 11	at Auburn	DNP
J. 14	at Tennessee	DNP
J. 17	ARKANSAS	DNP
J. 21	ALABAMA	DNP
J. 24	at Georgia	DNP
J. 28	at LSU	DNP
J. 31	TENNESSEE	DNP
F. 4	at South Carolina	DNP
F. 7	FLORIDA	DNP
F. 11	at Vanderbilt	DNP
F. 18	OLE MISS	DNP
F. 21	at Mississippi State	DNP
F. 25	VANDERBILT	DNP
M. 1	GEORGIA	DNP
M. 4	at Florida	DNP
M. 9	vs. LSU [SEC]	DNP
M. 10	vs. Florida [SEC]	DNP
M. 11	vs. Vanderbilt [SEC]	DNP
M. 15	vs. Western Kentucky [NCAA]	DNP
M. 17	vs. Iowa State [NCAA]	DNP
M. 23	vs. Indiana [NCAA]	DNP
M. 25	vs. Baylor [NCAA]	DNP
M. 31	vs. Louisville [NCAA]	DNP
A. 2	vs. Kansas [NCAA]	DNP



JARROD POLSON

5

6-2 • 189 • JUNIOR • NICHOLASVILLE, KY • WEST JESSAMINE

Cat Scratches

Full Name: Jarrod Brannon Polson
Twitter: @jpolson05
Parents: George and Chrisi Polson
Date of Birth: May 8, 1991
Place of Birth: Lexington, Ky.
High School Coach: Damon Kelley
High School Mascot: Colts
Major: Business - Finance

2011-12

Played in 11 games in his sophomore season ... Saw action in UK's NCAA Tournament-opening victory over WKU ... Played four minutes in Kentucky's win over Georgia ... Saw his first action in SEC play in a win over Ole Miss ... Registered a steal in a win over Lamar ... Tallied a minute of action in a win over Loyola ... Logged two minutes of action in a win over Samford ... Saw action for two minutes in a win over Chattanooga ... Missed the St. John's game due to a lower back injury ... Registered his first career steal in a victory over Portland ... Grabbed a rebound in four minutes of action in a win over Radford ... Pulled down a career-high three rebounds and notched his first point of the season with a free throw in career-high minutes vs. Penn State ... Played in five minutes in a UK victory over Marist ... Saw action in both exhibition victories ... Played 15 minutes and sunk a 3-pointer in the win over Morehouse while also dishing out a trio of assists.

2010-11

Played in 17 of 38 games, including six of 16 SEC games ... Played three minutes on the road in hostile Memorial Gymnasium against Vanderbilt ... Played one minute in the first half at Florida, pulling down one rebound and taking two shot attempts ... Played three minutes in first half win at South Carolina, tying an SEC-career high ... Logged three minutes against LSU ... Scored two points on 2-of-2 shooting from the free-throw line against Penn ... Grabbed his first rebound of the season, playing three minutes vs. Coppin State ... Logged three minutes, making his first basket of the season against Winthrop ... Played one minute against Indiana ... Played one minute on the road against North Carolina ... Scored his first two points of his career against Boston by converting on both of his free-throw attempts ... Played a season-high four minutes against Boston ... Played two minutes on the road against Portland ... Played one minute in UK's season opener against East Tennessee State ... Registered two minutes in the exhibition against Pikeville ... Scored one point, grabbed one rebound and dished out one assist in five minutes of UK's exhibition win over Dillard.

High School

Averaged 18.2 points, 6.4 assists and 4.9 rebounds as a senior at West Jessamine High School, leading the squad to the second round of the Sweet 16 state tournament ... Scored 40 of the team's 60 points in the regional semifinals and 31 of the squad's 51 points in the regional finals to help West Jessamine advance to the Sweet 16 state tournament ... Finished his career as the school's all-time leading scorer with 1,884 points ... Named First Team All-State by a number of publications.

Personal

Born on May 8, 1991 ... Son of George and Chrisi Polson ... Walk-on who earned a scholarship ... Chose Kentucky over Liberty.

Polson's Career Highs

		Opponent	Date
Points	2	Three times	
FG Made	1	vs. Winthrop	12/22/10
FG Atts	2	at Florida	2/5/11
3FG Made	0		
3FG Atts	1	vs. Portland	11/19/10
FT Made	2	Two times	

		Opponent	Date
FT Atts	2	Four times	
Rebounds	3	vs. Penn State	11/19/11
Assists	0		
Steals	1	Two times	
Blocks	0		
Minutes	10	vs. Penn State	11/19/11

Polson's Statistics

Year	G-S	Min.-Avg.	FG-A/Pct.	3FG-A/Pct.	FT-A/Pct.	Reb.-Avg.	PF-D	AT	TO	BS	St	TP-Avg.
2010-11	17-0	31-1.8	1-7/.143	0-1/.000	4-4/1.000	2-0.1	2-0	0	3	0	0	6-0.4
2011-12	11-0	21-2.8	0-2/.000	0-1/.000	1-4/.250	4-0.4	4-0	1	5	0	2	1-0.1
Total	**28-0**	**62-2.2**	**1-9/.111**	**0-2/.000**	**5-8/.625**	**6-0.2**	**6-0**	**1**	**8**	**0**	**2**	**7-0.3**

Polson's Career Game-by-Game Statistics

2011-12

Date	Opponent	Min	FG-A	3PT-A	FT-A	O-D-T	PF	A	TO	Blk	Stl	Pts
N. 11	MARIST	5	0-0	0-0	0-0	0-0-0	2	0	0	0	0	0
N. 15	vs. Kansas [New York]					DNP						
N. 19	vs. Penn State [Uncasville, Conn.]	10	0-1	0-0	1-2	0-3-3	0	0	1	0	0	1
N. 20	vs. Old Dominion [Uncasville, Conn.]					DNP						
N. 23	RADFORD	4	0-0	0-0	0-0	0-1-1	1	0	0	0	0	0
N. 26	PORTLAND	1	0-0	0-0	0-0	0-0-0	0	0	1	0	1	0
D. 1	ST. JOHN'S					DNP						
D. 3	NORTH CAROLINA					DNP						
D. 10	at Indiana					DNP						
D. 17	CHATTANOOGA	2	0-1	0-1	0-2	0-0-0	1	0	1	0	0	0
D. 20	SAMFORD	2	0-0	0-0	0-0	0-0-0	0	0	0	0	0	0
D. 22	LOYOLA	1	0-0	0-0	0-0	0-0-0	0	1	0	0	0	0
D. 28	LAMAR	1	0-0	0-0	0-0	0-0-0	0	0	2	0	1	0
D. 31	LOUISVILLE					DNP						
J. 3	vs. Arkansas Little-Rock [L'ville]					DNP						
J. 7	SOUTH CAROLINA					DNP						
J. 11	at Auburn					DNP						
J. 14	at Tennessee					DNP						
J. 17	ARKANSAS					DNP						
J. 21	ALABAMA					DNP						
J. 24	at Georgia					DNP						
J. 28	at LSU					DNP						
J. 31	TENNESSEE					DNP						
F. 4	at South Carolina					DNP						
F. 7	FLORIDA					DNP						
F. 11	at Vanderbilt					DNP						
F. 18	OLE MISS	1	0-0	0-0	0-0	0-0-0	0	0	0	0	0	0
F. 21	at Mississippi State					DNP						
F. 25	VANDERBILT					DNP						
M. 1	GEORGIA	4	0-0	0-0	0-0	0-0-0	0	0	0	0	0	0
M. 4	at Florida					DNP						
M. 9	vs. LSU [SEC]					DNP						
M. 10	vs. Florida [SEC]					DNP						
M. 11	vs. Vanderbilt [SEC]					DNP						
M. 15	vs. Western Kentucky [NCAA]	0+	0-0	0-0	0-0	0-0-0	0	0	0	0	0	0
M. 17	vs. Iowa State [NCAA]					DNP						
M. 23	vs. Indiana [NCAA]					DNP						
M. 25	vs. Baylor [NCAA]					DNP						
M. 31	vs. Louisville [NCAA]					DNP						
A. 2	vs. Kansas [NCAA]					DNP						

2010-11

Date	Opponent	Min	FG-A	3PT-A	FT-A	O-D-T	PF	A	TO	Blk	Stl	Pts
N. 12	EAST TENNESSEE STATE	1	0-0	0-0	0-0	0-0-0	0	0	0	0	0	0
N. 19	vs. Portland [Portland]	2	0-1	0-1	0-0	0-0-0	1	0	0	0	0	0
N. 22	vs. Oklahoma [Maui]					DNP						
N. 23	vs. Washington [Maui]	1	0-0	0-0	0-0	0-0-0	0	0	0	0	0	0
N. 24	vs. Connecticut [Maui]					DNP						
N. 30	BOSTON	4	0-1	0-0	2-2	0-0-0	0	0	0	0	0	2
D. 4	at North Carolina	1	0-0	0-0	0-0	0-0-0	0	0	0	0	0	0
D. 8	vs. Notre Dame [L'ville]					DNP						
D. 11	INDIANA	1	0-0	0-0	0-0	0-0-0	0	0	0	0	0	0
D. 18	MISS. VALLEY ST					DNP						
D. 22	WINTHROP	3	1-1	0-0	0-0	0-0-0	0	0	1	0	0	2
D. 28	COPPIN STATE	3	0-1	0-0	0-0	0-1-1	0	0	1	0	0	0
D. 31	at Louisville					DNP						
J. 3	PENN	1	0-0	0-0	2-2	0-0-0	0	0	0	0	0	2
J. 8	at Georgia					DNP						
J. 11	AUBURN	1	0-0	0-0	0-0	0-0-0	0	0	0	0	0	0
J. 15	LSU	3	0-0	0-0	0-0	0-0-0	0	0	0	0	0	0
J. 18	at Alabama					DNP						
J. 22	at South Carolina	3	0-1	0-0	0-0	0-0-0	0	0	0	0	0	0
J. 29	GEORGIA					DNP						
F. 1	at Ole Miss					DNP						
F. 5	at Florida	1	0-2	0-0	0-0	0-1-1	0	0	1	0	0	0
F. 8	TENNESSEE					DNP						
F. 12	at Vanderbilt	3	0-0	0-0	0-0	0-0-0	0	0	0	0	0	0
F. 15	MISSISSIPPI STATE					DNP						
F. 19	SOUTH CAROLINA	1	0-0	0-0	0-0	0-0-0	1	0	0	0	0	0
F. 23	at Arkansas					DNP						
F. 26	FLORIDA					DNP						
M. 1	VANDERBILT					DNP						
M. 6	at Tennessee					DNP						
M. 11	vs. Ole Miss [SEC]					DNP						
M. 12	vs. Alabama [SEC]	1	0-0	0-0	0-0	0-0-0	0	0	0	0	0	0
M. 13	vs. Florida [SEC]	1	0-0	0-0	0-0	0-0-0	0	0	0	0	0	0
M. 17	vs. Princeton [NCAA]					DNP						
M. 19	vs. West Virginia [NCAA]					DNP						
M. 25	vs. Ohio State [NCAA]					DNP						
M. 27	vs. North Carolina [NCAA]					DNP						
A. 2	vs. Connecticut [NCAA]					DNP						



KYLE WILTJER 33

6-10 • 239 • SOPHOMORE • PORTLAND, ORE. • JESUIT

Cat Scratches

Full name: Kyle Gregory Wiltjer
Twitter: @kwiltj
Parents: Greg and Carol Wiltjer
Date of Birth: October 20, 1992
Place of Birth: Portland, Ore.
High School Coach: Gene Potter
High School Mascot: Crusaders
Major: Undergraduate Studies

2011-12

Saw action in all of UK's 40 games on the year ... Averaged 5.0 points and sunk 35 3-pointers ... Scored five points in a win over Louisville ... Made a 3-pointer in fourt straight NCAA wins over Iowa State, Indiana, Baylor and Louisville in the NCAA Tournament ... Nailed two 3-pointers, scoring eight points with three blocks in a loss to Vandy ... Scored nine points on 3-of-4 from behind the arc in a win over Georgia ... Nailed three 3-pointers, finishing with 13 points in a win over Ole Miss ... Scored six points on two 3-pointers in a win over Florida ... Reached double figures in scoring (12) for the first time in his SEC career while also snaring four rebounds in a win at South Carolina ... Grabbed an SEC-high five rebounds in a win over Tennessee ... Had a pair of 3-pointers, while dishing out an assist and blocking a shot in an efficient eight minutes of action at Georgia ... Swished a 3-pointer in a win over Alabama ... Logged five key points on a flawless shooting night in a win at Tennessee ... Scored five points and added a rebound in eight minutes of a win over South Carolina ... Notched four points and a pair of rebounds in a win over Louisville ... Poured in a career-high 24 points to lead the way in a win over Loyola ... Scored five points and added four rebounds in a win over Samford ... Tallied nine points on a trio of 3-pointers while adding three rebounds in a win over Chattanooga ... Had an assist in seven minutes of action in a loss at Indiana ... Forced a turnover and sunk a lay-up in UK's win over North Carolina ... Scored eight points to couple with a career-high eight rebounds in a win over Radford ... Tallied 19 points on .500 shooting while adding three assists in a win vs. Penn State ... Poured in 14 points and registered a pair of blocks against Marist ... Scored a team-high 26 points in a win over Morehouse ... Charted four 3-pointers in the win ... Also added seven rebounds in the win over Transylvania.

High School

Averaged 19.6 points, 7.8 rebounds, and 2.5 assists as a senior for Jesuit High School ... Received 2011 McDonald's All-American Honors ... Ranked 18th by ESPNU's Top 100, 22nd overall by Scout.com, and 22nd by Rivals.com ... Scored 11 points with two rebounds in the McDonald's All-American Game ... Scored eight points with five rebounds in the Jordan Brand Classic All-American Game ... Scored 12 points for the World Team in the Nike Hoops Summit ... 2011 Oregon Gatorade Player of the Year ... Three-time Oregon 6A State Champion ... Oregon Class 6A Player of the Year.

Personal

Chose Kentucky over California, Georgia Tech, Gonzaga, Kansas, Texas, and Wake Forest ... Father, Greg, was a member of the Canadian national basketball team in the 1984 Summer Olympics.

Wiltjer's Career Highs

		Opponent	Date
Points	24	vs. Loyola	12/22/11
FG Made	7	Two times	
FG Atts	14	at South Carolina	2/4/12
3FG Made	3	Four times	
3FG Atts	7	vs. Chattanooga	12/17/11
FT Made	7	vs. Loyola	12/22/11

		Opponent	Date
FT Atts	8	vs. Loyoloa	12/22/11
Rebounds	8	vs. Radford	11/23/11
Assists	3	vs. Penn State	11/19/11
Steals	2	vs. Radford	11/23/11
Blocks	2	Three times	
Minutes	28	vs. Penn State	11/19/11

Wiltjer's Statistics

Year	G-S	Min.-Avg.	FG-A/Pct.	3FG-A/Pct.	FT-A/Pct.	Reb.-Avg.	PF-D	AT	TO	BS	St	TP-Avg.
2011-12	40-0	462-11.6	71-162/.438	35-81/.432	22-27/.815	70-1.8	44-0	16	27	17	5	199-5.0
Total	**40-0**	**462-11.6**	**71-162/.438**	**35-81/.432**	**22-27/.815**	**70-1.8**	**44-0**	**16**	**27**	**17**	**5**	**199-5.0**

Wiltjer's Career Game-by-Game Statistics

2011-12 Date	Opponent	Min	FG-A	3PT-A	FT-A	O-D-T	PF	A	TO	Blk	Stl	Pts
N. 11	MARIST	19	7-12	0-2	0-0	1-3-4	2	1	1	2	0	14
N. 15	vs. Kansas [New York]	3	0-0	0-0	0-0	0-0-0	1	0	0	0	0	0
N. 19	vs. Penn State [Uncasville, Conn.]	28	6-12	2-5	5-6	1-1-2	3	3	1	0	0	19
N. 20	vs. Old Dominion [Uncasville, Conn.]	11	1-4	1-2	0-1	2-3-5	1	0	2	2	0	3
N. 23	RADFORD	22	3-8	1-2	2-2	5-3-8	1	2	3	2	2	9
N. 26	PORTLAND	15	1-4	0-2	0-0	0-2-2	2	0	0	0	0	2
D. 1	ST. JOHN'S	12	1-5	0-2	0-0	0-3-3	1	0	0	1	0	2
D. 3	NORTH CAROLINA	5	1-1	0-0	0-0	0-0-0	0	0	0	0	0	2
D. 10	at Indiana	7	0-0	0-0	0-0	0-0-0	1	1	1	0	0	0
D. 17	CHATTANOOGA	23	3-7	3-7	0-0	1-2-3	3	0	1	0	0	9
D. 20	SAMFORD	22	2-7	1-4	0-0	1-3-4	3	0	1	0	0	5
D. 22	LOYOLA	25	7-11	3-6	7-8	2-2-4	1	1	0	0	1	24
D. 28	LAMAR	11	1-2	1-2	4-4	0-1-1	0	0	1	1	0	7
D. 31	LOUISVILLE	15	2-5	0-2	0-0	0-2-2	2	0	1	0	0	4
J. 3	vs. Arkansas Little-Rock [L'ville]	14	1-6	0-1	0-0	2-0-2	2	0	2	0	1	2
J. 7	SOUTH CAROLINA	8	2-3	1-2	0-0	0-1-1	1	0	1	0	0	5
J. 11	at Auburn	4	0-3	0-1	0-0	0-0-0	0	0	0	0	0	0
J. 14	at Tennessee	9	1-1	1-1	2-2	0-1-1	3	0	1	0	0	5
J. 17	ARKANSAS	15	2-5	0-2	0-0	2-0-2	0	0	0	0	0	4
J. 21	ALABAMA	6	1-3	1-3	0-0	0-1-1	0	0	0	1	0	3
J. 24	at Georgia	8	2-4	2-3	0-0	0-2-2	1	1	1	1	0	6
J. 28	at LSU	14	0-3	0-1	2-4	0-0-0	0	0	1	0	0	2
J. 31	TENNESSEE	14	1-3	0-2	0-0	1-4-5	1	0	1	1	0	2
F. 4	at South Carolina	18	5-14	2-4	0-0	2-2-4	1	1	0	0	0	12
F. 7	FLORIDA	11	2-5	2-2	0-0	3-0-3	1	0	2	1	0	6
F. 11	at Vanderbilt	12	1-2	0-1	0-0	0-1-1	1	0	0	0	0	2
F. 18	OLE MISS	19	5-6	3-4	0-0	0-1-1	0	1	1	0	0	13
F. 21	at Mississippi State	4	0-0	0-0	0-0	0-0-0	0	0	1	0	0	0
F. 25	VANDERBILT	1	0-0	0-0	0-0	0-0-0	1	0	0	0	0	0
M. 1	GEORGIA	19	3-5	3-4	0-0	0-2-2	2	3	0	0	0	9
M. 4	at Florida	8	1-3	1-1	0-0	1-1-2	0	1	0	0	0	3
M. 9	vs. LSU [SEC]	7	0-0	0-0	0-0	0-0-0	1	0	0	1	0	0
M. 10	vs. Florida [SEC]	7	1-3	1-3	0-0	0-1-1	0	1	0	0	0	3
M. 11	vs. Vanderbilt [SEC]	11	3-4	2-3	0-0	0-1-1	2	0	1	3	0	8
M. 15	vs. Western Kentucky [NCAA]	8	0-2	0-2	0-0	1-1-2	3	0	3	1	0	0
M. 17	vs. Iowa State [NCAA]	3	1-1	1-1	0-0	0-0-0	1	0	0	0	0	3
M. 23	vs. Indiana [NCAA]	6	1-2	1-1	0-0	0-0-0	1	0	0	0	0	3
M. 25	vs. Baylor [NCAA]	7	1-2	1-1	0-0	0-0-0	1	0	0	0	0	3
M. 31	vs. Louisville [NCAA]	8	2-3	1-1	0-0	1-0-1	0	0	0	0	1	5
A. 2	vs. Kansas [NCAA]	3	0-1	0-1	0-0	0-0-0	0	0	0	0	0	0



RYAN HARROW

12

6-2 • 170 • SOPHOMORE • MARIETTA, GA. • N.C. STATE

Cat Scratches

Full name: Ryan Harrow
Parents: Fern Matthews, Mark Harrow
Date of Birth: April 22, 1991
Place of Birth: Fort Lauderdale, Fla.
High School Coach: Joe Goydish
High School Mascot: Raiders
Major: Communications

2011-12

Sat out the season due to NCAA transfer regulations.

2010-11 (NCSU)

Started seven of the final eight games of the season at point guard, and 10 of the last 15 overall ... He came off the bench in the first 16 games of the season ... Returned to action at Duke on Feb. 5 after missing two games due to illness ... In the nine games since he came back he averaged 5.7 points, compared to 11.4 points in the five games before he got sick ... Tied for fourth on the team in scoring (9.3) and second with 3.3 assists per game ... Ranked seventh in the ACC in assist/turnover ratio (1.9) ... Would have led the ACC in free throw percentage, but he did not have enough made free throws (2.5 per game) ... Has hit 87.0 percent (67-77) from the line ... Scored 12 points in the ACC Tournament against Maryland ... Earned his first career start at Florida State, scoring 17 points in 21 minutes ... Named the ACC Rookie of the Week on Dec. 15 after his performance against USC Upstate ... Came off the bench to score a career-best 20 points on 10-of-13 shooting ... Also dished out five assists to zero turnovers and added three steals ... Recorded his first career double-double when he had 11 points and 10 assists against East Carolina at the Charleston Classic.

High School

A third-team Parade All-America selection ... Played at Walton High School in Marietta, Ga. ... Coached by Joe Goydish ... Named the Georgia Gatorade Player of the Year as a senior ... Was the Georgia 5A Player of the Year ... Named Mr. Cobb County Basketball as well ... Finished with more than 2,000 career points in just three years at Walton ... Averaged a county-high 31.4 points as a senior ... Also named Georgia 5A all-state first-team selection and Mr. Cobb County Basketball as a junior ... Averaged 27.8 points, 6.0 assists, 3.1 steals as a junior ... Played part of his sophomore season at Concord (N.C.) Cannon School ... Was leading the team with 16 points and five assists a game, before transferring back to Walton High School ... After his senior season, played in the Derby Festival Classic and the Capital Classic ... Played in the Adidas Nations Tournament in France in the summer of 2009 ... Ranked the 25th-best overall prospect by Scout.com and the No. 8 point guard and a five-star prospect ... The No. 19 player nationally and No. 7 point guard according to Rivals. com ... Ranked No. 39 on the ESPNU 100 list ... No. 19 nationally according to PrepStars.com.

Personal

Ryan Harrow was born April 22, 1991, in Ft. Lauderdale, Fla. ... The son of Fern Matthews and Mark Harrow.

Harrow's Career Highs

		Opponent	Date
Points	20	USC Upstate	12/11/10
FG Made	10	USC Upstate	12/11/10
FG Atts	13	Two Times	
3FG Made	1	12 Times	
3FG Atts	4	Three Times	
FT Made	9	Youngstown State	12/16/10
FT Atts	10	Youngstown State	12/16/10
Rebounds	5	vs. Florida St.	3/6/11
Assists	10	East Carolina	11/18/10
Steals	3	Three times	
Blocks	1	Four Times	
Minutes	34	Two Times	

Harrow's Statistics

Year	G-S	Min.-Avg.	FG-A/Pct.	3FG-A/Pct.	FT-A/Pct.	Reb.-Avg.	PF-D	AT	TO	BS	St	TP-Avg.
2010-11 (NCSU)	29-10	666-23	96-246/.390	12-54/.222	67-77/.870	54-1.9	40-0	96	51	4	22	271-9.3
Total	**29-10**	**666-23**	**96-246/.390**	**12-54/.222**	**67-77/.870**	**54-1.9**	**40-0**	**96**	**51**	**4**	**22**	**271-9.3**

Harrow's Career Game-by-Game Statistics

2010-11 (at N.C. State)

Date	Opponent	Min	FG-A	3PT-A	FT-A	O-D-T	PF	A	TO	Blk	Stl	Pts
N. 12	Tennessee Tech	24	4-12	0-2	8-8	1-0-1	0	4	2	0	0	16
N. 18	ECU	28	5-11	0-2	1-2	0-1-1	3	10	2	0	2	11
N. 19	George Mason	24	6-11	1-3	1-1	0-0-0	1	3	2	0	0	14
N. 21	Gerogetown	26	3-10	0-1	0-1	0-0-0	2	1	2	0	1	6
N. 27	FDU	20	1-6	1-4	4-4	0-0-0	1	0	1	0	0	7
D. 1	at Wisconsin	24	2-12	0-1	3-3	1-1-2	1	2	1	0	0	7
D. 4	at Syracuse	27	2-6	1-3	0-0	0-3-3	1	3	0	0	0	5
D. 11	USC Upstate	25	10-13	0-0	0-0	0-0-0	1	5	0	0	3	20
D. 16	Youngstown State	18	2-8	1-3	9-10	1-0-1	1	2	1	0	0	14
D. 19	Arizona	17	1-9	0-2	4-4	1-0-1	0	4	1	0	1	6
D. 22	Delaware State	16	2-5	0-1	4-4	0-1-1	2	0	3	0	1	8
D. 29	Alabama A&M	27	6-8	0-0	2-2	0-0-0	3	6	1	0	0	14
J. 1	San Diego	21	6-7	0-0	0-0	0-3-3	2	2	3	0	0	12
J. 5	at Elon	25	5-8	0-1	8-8	0-2-2	2	4	3	1	3	18
J. 8	Wake Forest	25	2-8	1-3	0-0	1-2-3	2	6	2	1	0	5
J. 11	at Boston College	21	5-9	0-2	1-2	0-1-1	0	2	0	0	0	11
J. 15	at Florida State	21	4-11	1-3	8-8	1-0-1	2	3	2	0	1	17
J. 19	Duke	34	4-13	1-1	6-6	1-1-2	4	5	1	0	0	15
J. 23	Miami	34	2-10	1-4	0-0	1-3-4	1	7	2	0	3	5
J. 25	at Clemson	25	4-9	1-4	0-0	0-4-4	1	1	1	1	1	9
J. 29	at North Carolina				DNP-Illness							
F. 2	Virginia Tech				DNP-Illness							
F. 5	at Duke	15	0-3	0-1	0-0	0-1-1	4	1	4	0	0	0
F. 12	at Wake Forest	24	4-10	1-2	0-0	0-2-2	0	6	3	0	2	9
F. 17	Clemson	22	1-5	0-0	1-2	1-2-3	1	4	2	0	0	3
F. 20	at Maryland	21	2-9	0-3	0-0	1-3-4	2	3	2	0	0	4
F. 23	North Carolina	29	4-10	4-10	0-2	2-0-2	0	4	1	0	2	8
F. 26	Georgia Tech	23	2-2	0-0	6-8	0-4-4	1	2	3	0	1	10
M. 1	at Virginia	15	0-4	0-2	0-0	0-1-1	0	0	0	0	0	0
M. 6	Florida State	23	2-6	1-3	0-0	1-4-5	0	5	3	1	0	5
M. 10	Maryland	22	5-11	1-1	1-2	1-1-2	2	1	3	0	1	12



JULIUS MAYS

34

6-2 • 195 • GRAD STUDENT • MARION, IND. • WRIGHT STATE

Cat Scratches

Full name: Raymond Julius Mays
Twitter: @JMays34
Parents: Shirley Butler and Raymond Mays
Date of Birth: September 4, 1989
Place of Birth: Bluffton, Ind.
High School Coach: Joe Luce
High School Mascot: Giants
Major: Master of Science - Kinesiology and Health Promotion

2011-12 (Wright State)

Named the Horizon League Newcomer of the Year and was a second-team All-Conference selection after leading the Raiders with 14.1 points per game ... Notched a career-high 33 points vs. UIC in which he set a Wright State and Horizon Conference record with 19 made free throws ... Had 18 double figure scoring games ... Two-time Horizon League Player of the Week ... Was in contention for the GEICO Play of the Year for his game-winning 3-point shot vs. Idaho ... Scored 21 points against Florida.

2010-11

Redshirted the season after transfering to Wright State following two years at NC State.

2008-10 At NC State

Averaged 4.6 points and 1.2 rebounds while playing in 36 games for the Wolfpack as a sophomore ... Shot 31 percent overall and 34 percent from three while dishing out 57 assists ... As a freshman, averaged 4.7 points and 1.2 rebounds in 22 games ... Logged three starts each season at NC State ... Collected his then career-high 18 points against Maryland in the ACC Tournament as a freshman and registered 17 points as a sophomore against Clemson as well as 16 points against Georgia State.

High School

Played at Marion High School in Marion, Ind.... Averaged 18.6 points per game as a senior including 44.3 percent from 3-point range ... Led his team to a 24-5 record, and the 4A state championship game ... Scored 21 points in the loss in the state title game ... Earned first-team all-state honors ... Was a three-time Grand County Player of the Year ... Also named all-tournament and all-county ... Was named regional player of the year, conference player of the year, and was a first-team all-state selection as a junior ... Averaged 19.6 points and 4.6 assists that season ... Connected on 42 percent of his shots from three-point range, and 82 percent from the free throw line ... Helped Marion finish 21-4, and advanced to the state 4A semifinals ... Team went 60-15 during his final three seasons ... Played in the two Indiana-Kentucky All-Star games following his senior season ... Ranked No. 149 nationally and the No. 34 point guard by Rivals.com ... Ranked No. 134 nationally by Prep Stars

Personal

Older sister, Tanika, played basketball at Toledo ... Son of Shirley Butler ... Born September 4, 1989 in Bluffton, Ind.

Mays' Career Highs

		Opponent	Date
Points	33	vs. UIC	1/25/12
FG Made	10	vs. Idaho	12/20/11
FG Atts	18	Two times	
3FG Made	5	Two times	
3FG Atts	9	Two times	
FT Made	19	vs. UIC	1/25/12
FT Atts	20	vs. UIC	1/25/12
Rebounds	7	Two times	
Assists	7	vs. Lipscomb	12/20/08
Steals	4	vs. Holy Cross	1/6/10
Blocks	1	Eight times	
Minutes	42	vs. Idaho	12/20/11

Mays' Statistics

Year	G-S	Min.-Avg.	FG-A/Pct.	3FG-A/Pct.	FT-A/Pct.	Reb.-Avg.	PF-D	AT	TO	BS	St	TP-Avg.
2008-09 (NCSU)	22-3	333-15.1	34-74/.459	13-29/.448	23-27/.852	28-1.3	31-0	42	36	2	9	104-4.7
2009-10 (NCSU)	36-3	667-18.5	45-147/.306	21-71/.296	55-64/.859	44-1.2	66-0	57	40	3	25	166-4.6
2011-12 (WSU)	30-28	1002-33.4	127-297/.428	50-118/.424	119-143/.832	85-2.8	68-0	74	62	4	41	423-14.1
Total	**88-34**	**2002-22.8**	**206-518/.398**	**84-218/.386**	**197-234/.842**	**157-1.8**	**165-0**	**173**	**138**	**9**	**75**	**693-7.9**

Mays' Career Game-by-Game Statistics

2011-12 at Wright State

Date	Opponent	Min	FG-A	3PT-A	FT-A	O-D-T	PF	A	TO	Blk	Stl	Pts
N. 11	at Ohio State	28	1-7	0-3	2-4	0-0-0	2	1	1	0	1	4
N. 13	vs. Kenyon	18	1-6	0-2	0-0	0-2-2	1	5	1	0	2	2
N. 16	vs. Jackson State	28	0-3	0-1	2-4	0-2-2	1	2	1	0	0	2
N. 21	vs. Florida	39	8-11	3-5	2-2	0-2-2	3	5	2	1	3	21
N. 23	at North Florida	39	6-16	3-6	0-0	1-1-2	3	4	2	0	3	15
N. 26	vs. Charlotte	38	7-12	5-9	6-9	1-4-5	2	3	3	0	2	25
D. 1	vs. Cleveland State	35	0-2	0-1	0-2	0-2-2	3	3	2	0	1	0
D. 3	vs. Youngstown State	32	7-11	0-1	5-5	1-3-4	2	2	0	0	0	19
D. 10	at Air Force	21	1-8	0-2	4-4	1-3-4	2	1	0	1	1	6
D. 10	at Miami	37	2-8	2-3	2-2	0-3-3	3	2	6	0	2	8
D. 14	vs. Cincinnati	26	2-5	1-2	0-0	1-3-4	2	2	3	0	0	5
D. 17	vs. Ohio					DNP						
D. 20	vs. Idaho	42	10-18	2-5	6-8	1-4-5	2	4	2	0	2	28
D. 22	vs. Central Michigan	34	5-14	2-4	0-0	0-3-3	2	6	4	0	2	12
D. 29	at Loyola	35	5-13	3-8	10-11	0-1-1	2	3	1	1	1	23
D. 31	at UIC	38	6-18	3-6	6-9	1-3-4	4	3	2	0	2	21
J. 6	vs. Butler	31	6-9	2-2	10-11	1-6-7	4	1	2	0	1	24
J. 8	vs. Valparaiso	36	6-14	1-3	8-8	1-5-6	1	2	3	0	2	21
J. 12	at Milwaukee	24	1-7	0-2	1-2	1-2-3	1	1	2	0	3	3
J. 14	at Green Bay	36	5-9	2-3	3-3	1-3-4	3	2	5	0	3	15
J. 21	at Detroit					DNP						
J. 25	vs. UIC	39	5-9	4-7	19-20	0-2-2	2	2	1	0	2	33
J. 27	vs. Loyola	39	6-13	1-3	3-3	0-2-2	3	1	0	0	1	16
F. 2	at Butler	36	4-8	0-3	0-0	0-2-2	0	2	6	0	1	8
F. 4	at Valparaiso	34	6-13	2-7	6-7	1-6-7	3	2	1	0	1	20
F. 10	vs. Green Bay	38	2-8	0-6	2-4	0-2-2	1	3	3	0	2	6
F. 12	vs. Milwaukee	32	3-6	2-2	4-4	0-0-0	1	2	1	0	1	12
F. 15	vs. Detroit	35	4-10	1-4	7-8	0-1-1	3	1	0	0	0	16
F. 18	at UMKC	37	6-12	5-8	8-9	0-2-2	3	3	3	0	1	25
F. 23	at Youngstown State	31	2-10	1-4	2-2	1-1-2	4	3	3	0	0	7
F. 25	at Cleveland State	31	6-7	3-3	0-0	0-1-1	1	1	2	1	1	15
F. 28	at Butler	33	4-10	2-3	1-2	0-1-1	4	2	0	0	0	11

2009-10 at N.C. State

Date	Opponent	Min	FG-A	3PT-A	FT-A	O-D-T	PF	A	TO	Blk	Stl	Pts
N. 12	vs. Georgia State	21	3-6	0-2	10-11	0-1-1	3	0	1	0	2	16
N. 20	vs. Akron	28	1-3	0-1	0-0	0-0-0	3	4	3	0	0	2
N. 21	vs. Austin Peay	26	2-8	2-4	1-2	0-1-1	3	4	1	0	2	7
N. 22	vs. Auburn	22	1-4	1-4	2-2	1-0-1	2	1	2	0	0	5
N. 29	vs. UNO	23	1-3	1-2	2-2	0-0-0	0	0	0	0	0	5
D. 1	vs. Northwestern	29	2-6	0-3	1-2	0-2-2	3	1	1	0	0	5
D. 5	at Marquette	16	1-6	1-2	0-0	0-1-1	0	3	0	0	0	3
D. 12	vs. Georgia Southern	23	4-5	3-4	0-0	0-0-0	3	3	3	0	0	11
D. 17	vs. Elon	20	0-1	0-1	6-8	0-2-2	2	4	0	0	0	6
D. 20	at Wake Forest	10	1-3	1-2	0-0	0-1-1	1	0	0	0	0	3
D. 23	at Arizona	27	4-12	3-6	0-0	4-0-4	3	4	1	0	0	11
D. 29	vs. Winthrop	15	0-0	0-0	0-0	1-0-1	4	1	1	1	0	0
D. 31	at UNC Greensboro	17	0-1	0-1	4-4	0-0-0	2	3	1	0	0	4
J. 3	vs. Florida	14	0-3	0-1	0-0	0-0-0	2	3	1	0	2	0
J. 6	vs. Holy Cross	28	5-8	3-6	2-2	0-0-0	3	2	2	0	4	15
J. 9	vs. Virginia	9	0-2	0-2	3-4	0-0-0	0	2	1	0	0	3
J. 12	at Florida State	26	1-4	0-2	10-10	0-0-0	1	2	3	0	1	12
J. 16	vs. Clemson	31	4-9	1-5	8-8	0-0	2	3	2	1	2	17
J. 20	vs. Duke	11	1-1	0-0	0-0	0-1-1	1	0	0	0	1	2
J. 23	at Maryland	18	3-7	0-2	0-0	0-0-0	1	1	1	0	1	6
J. 26	vs. North Carolina	18	1-2	0-1	0-0	0-1-1	4	1	3	0	0	2
J. 30	vs. NC Central	22	0-1	0-1	2-2	0-5-5	1	2	2	0	0	2
F. 3	at Virginia	18	0-4	0-2	0-0	0-2-2	1	0	0	0	0	0
F. 6	at Georgia Tech	23	1-8	0-3	0-0	0-5-5	3	2	1	0	3	2
F. 10	vs. Virginia Tech	16	0-4	0-2	0-0	0-1-1	3	0	0	0	1	0
F. 13	at North Carolina	9	0-2	0-1	0-0	1-1-2	1	0	0	0	0	0
F. 17	vs. Maryland	19	1-8	1-4	0-0	1-1-2	1	1	0	0	0	3
F. 20	vs. Wake Forest	11	0-2	0-0	0-0	0-1-1	1	0	0	0	0	0
F. 27	at Miami	7	1-2	1-1	0-0	0-0-0	1	0	1	0	0	3
M. 3	at Virginia Tech	14	2-3	1-2	0-0	0-3-3	1	0	1	0	0	5
M. 7	vs. Boston College	23	1-2	1-2	3-4	0-1-1	4	4	0	1	1	6
M. 11	vs. Clemson	19	2-5	0-0	0-1	1-2-3	0	1	3	0	1	4
M. 12	vs. Florida State	10	0-1	0-0	0-0	0-0-0	1	2	2	0	0	0
M. 13	vs. Georgia Tech	8	0-3	0-0	0-0	1-0-1	0	0	0	0	1	0
M. 16	vs. South Florida	15	0-2	0-0	0-0	0-0-0	3	0	2	0	0	0
M. 20	vs. UAB	21	2-6	1-2	1-2	0-2-2	2	3	1	0	1	6

2008-09 at N.C. State

Date	Opponent	Min	FG-A	3PT-A	FT-A	O-D-T	PF	A	TO	Blk	Stl	Pts
N. 15	at UNO	4	0-0	0-0	0-0	0-0-0	1	1	1	0	0	0
N. 22	vs. High Point	19	1-1	1-1	0-0	0-0-0	0	3	2	0	1	3
N. 25	vs. Winthrop	17	0-4	0-0	4-4	0-1-1	0	2	0	0	0	4
N. 30	vs. UNC Greensboro	12	1-1	1-1	0-0	0-0-0	0	0	1	0	0	3
D. 6	at Davidson	10	1-1	0-0	2-2	0-1-1	0	1	1	0	0	4
D. 13	vs. WSSU	12	1-3	0-0	2-2	1-1-2	3	2	4	0	2	4
D. 17	vs. ECU					DNP						
D. 20	vs. Lipscomb	24	3-7	1-3	2-2	0-2-2	0	7	0	0	1	9
D. 22	vs. Marquette	16	2-4	0-0	0-0	0-2-2	4	1	3	0	0	4
D. 29	vs. Loyola	20	1-2	0-0	2-2	0-1-1	0	1	1	0	1	4
D. 31	vs. Towson	25	1-2	0-0	2-2	0-1-1	1	5	0	0	0	4
J. 3	at Florida	14	2-3	1-2	0-0	1-1-2	4	1	3	0	1	5
J. 10	at Clemson	11	2-7	2-3	2-2	0-0-0	1	1	0	0	0	8
J. 13	vs. Florida State	26	5-8	0-2	3-5	0-0-0	3	0	3	0	0	13
J. 17	vs. Georgia Tech	22	0-1	0-0	0-0	2-2-4	3	2	6	0	2	0
J. 20	at Duke	13	2-4	0-1	0-0	1-1-2	0	1	2	0	0	4
J. 24	at Boston College	10	1-1	1-1	0-0	0-0-0	3	1	1	0	0	3
J. 27	vs. Miami	11	2-3	2-2	0-0	0-1-1	0	1	0	0	0	6
J. 31	vs. North Carolina	14	2-3	1-1	2-2	1-1-2	0	3	1	1	0	7
F. 3	vs. NCCU	19	0-2	0-1	1-2	1-3-4	3	4	4	1	0	1
F. 8	at Virginia Tech	9	0-2	0-2	0-0	0-1-1	3	3	3	0	0	0
F. 11	vs. Wake Forest					DNP						
F. 14	at Georgia Tech	1	0-0	0-0	0-0	0-0-0	0	0	0	0	0	0
F. 18	at North Carolina					DNP						
F. 21	vs. Virginia					DNP						
F. 26	at Wake Forest					DNP						
M. 1	vs. Maryland					DNP						
M. 4	vs. Boston College					DNP						
M. 7	at Miami					DNP						
M. 12	vs. Maryland	24	7-15	3-9	1-2	2-0-2	2	2	0	0	1	18



WILLIE CAULEY-STEIN 15

7-0 • 244 • FRESHMAN • OLATHE, KAN. • NORTHWEST

Cat Scratches

Full name: Willie Cauley-Stein
Twitter: @WCS15timefor9
Parents: Marlene Stein and Willie Cauley
Date of Birth: August 18, 1993
Place of Birth: Dodge City, Kan.
High School Coach: Mike Grove
High School Mascot: Ravens
Major: Undergraduate Studies

High School

Averaged 15.8 points and 8.5 rebounds as a junior ... Ranked the 10th best center in the country by Scout.com and ESPNU Recruiting and the sixth best by Rivals.com ... Ranked 20th overall by Scout, while ESPNU rated him at 32nd and Rivals at 39th. He also stars on the football field, catching 57 passes for 1,140 yards and 14 touchdowns through nine games in 2011 as a wide receiver.

Personal

Son of Willie Cauley and Marlene Stein ... Chose Kentucky over Alabama, Florida and Kansas State ... Born Aug. 18, 1993 in Spearville, Kan.



ARCHIE GOODWIN 10

6-4 1/2 • 198 • FRESHMAN • LITTLE ROCK, ARK. • SYLVAN HILLS

Cat Scratches

Full name: Archie Lee Goodwin
Twitter: @A1LaFlare10
Parents: MeLesha Humphry, Datron Humphry and Archie Goodwin Jr.
Date of Birth: August 17, 1994
Place of Birth: Little Rock, Ark.
High School Coach: Kevin Davis
High School Mascot: Bears
Major: Undergraduate Studies

High School

Notched Parade All-America accolades ... Named Arkansas' Mr. Basketball ... Tabbed the Gatorade State Player of the Year in Arkansas and was a McDonalds All-America selection ... Scout.com ranks him the third best shooting guard and 14th overall player in his class ... ESPNU tabbed him as the fourth best shooting guard and the 15th player overall ... Ranked as the fifth best shooting guard in the country and 15th overall by Rivals.com.

Personal

Son of MeLesha Humphrey, Datron Humphrey and Archie Goodwin Jr. ... Chose Kentucky over Arkansas, Connecticut, Kansas, Memphis ... Born Aug. 17, 1994.



NERLENS NOEL

3

6-10 • 228 • FRESHMAN • EVERETT, MASS. • TILTON

Cat Scratches

Full name: Nerlens Noel
Twitter: @NerlensNoel3
Parent: Dorcina Noel
Date of Birth: April 10, 1994
Place of Birth: Malden, Mass.
High School Coach: Marcus O'Neil
High School Mascot: Rams
Major: Undergraduate Studies

High School

Named the USA Today National Player of the Year ... Earned Parade All-America honors ... Rated as the top player by ESPNU recruiting and Scout.com and the best center prospect ... Tabbed the top-ranked center and the second-best overall player by Rivals ... Averaged 12.6 points, 3.9 blocks and 7.2 rebounds per game as a senior at Tilton ... A member of the Jordan Brand Classic East squad and was one of four finalists for 2012 Naismith High School Boys Player of the Year ... A member of the USA Junior National Select Team for Nike Hoops Summit.

Personal

Son of Dorcina Noel ... Chose Kentucky over Georgetown and Syracuse ... Born April 10, 1994 in Malden, Mass.



ALEX POYTHRESS

22

6-7 • 239 • FRESHMAN • CLARKSVILLE, TENN. • NORTHEAST

Cat Scratches

Full name: Alexander Antoine Poythress
Twitter: @AlextheGreat22
Parent: Regina Poythress
Date of Birth: September 6, 1993
Place of Birth: Savannah, Ga.
High School Coach: Al Cooper
High School Mascot: Eagles
Major: Undergraduate Studies

High School

Named Tennessee's Mr. Basketball and was also named Gatorade State Player of the Year ... Earned Parade and McDonalds All-America honors ... Seventh overall player and the No. 3 small forward by Scout.com ... Rated eighth overall and No. 2 at his position by Rivals.com ... ESPNU recruiting ranked him13th overall and No. 3 at his position.

Personal

Son of Regina and Antoine Poythress ... Chose Kentucky over Florida, Memphis, Vanderbilt and Western Kentucky ... Twin sister Alexis also attends UK ... Born Sept. 6, 1993 in Savannah, Ga.



Front row (l-r): Kenny Payne, Orlando Antigua, Ryan Harrow, Brian Long, Jarrod Polson, Archie Goodwin, Sam Malone, Julius Mays, John Calipari, John Robic
Back row (l-r): Mike Malone, Chris Simmons, Bo Rodriguez, Preston Spradlin, Twany Beckham, Alex Poythress, Willie Cauley-Stein, Nerlens Noel, Kyle Wiltjer, Jon Hood, Marquis Estill, Rod Strickland, Chris Woolard, Rock Oliver



HEAD COACH

JOHN CALIPARI

CLARION, 1982 (4TH YEAR)

Cat Scratches

Personal
Birth Date: February 10, 1959
Place of Birth: Strickly, Pa.
Wife: Ellen
Children: Erin Sue, Megan Rae, Bradley
Date Hired at UK: March 31, 2009

Education
High School: Moon Area High School, 1978
College: Clarion, 1982 (now Clarion)
• Bachelor's Degree in Marketing
• Starting point guard for Clarion State Eagles
• Attended and played basketball at UNC-Wilmington (78-80)

Kentucky head coach John Calipari reached the mountaintop in his third year in Lexington, guiding Kentucky to its eighth national championship and 15th Final Four. In doing so, he claimed his first national championship and his fourth appearance in the Final Four. He is one of only two coaches to lead three different schools to a Final Four (UMass-1996; Memphis-2008; Kentucky-2011, '12).

The Wildcats rode the trademark hard-nosed Calipari defense to the title, finishing the season with the nation's top-ranked team in field goal pct. defense and blocked shots.

Kentucky lost three members of its 2011 Final Four team (two to the draft, one to graduation), but Calipari reloaded with the nation's top-ranked recruiting class for the third straight season. Included in the class were eventual National Player of the Year Anthony Davis, and All-American Michael Kidd-Gilchrist.

En route to the national championship, Calipari guided the Wildcats to an NCAA record tying 38 wins, a perfect 16-0 mark in the Southeastern Conference, earning the school's 45th SEC championship and extended his winning streak in Rupp Arena to 51 game straight games. He has yet to lose a game at home as Kentucky's head coach.

In a season that was labeled as a "rebuilding effort" where Calipari and the Cats were supposed to struggle after losing an unprecedented five first round picks in the 2010 NBA Draft, Kentucky instead reloaded as Calipari guided UK to its 27th SEC Tournament championship, kept his unbeaten record at Rupp Arena (33-0, tied for the longest such streak in Rupp Arena history) alive and collected his 500th career on-court win.

Upon being named head coach on April 1, 2009, Calipari continued to work his magic of resurrecting once proud programs, taking an NIT team in 2009 to the 2010 NCAA Elite Eight. Along the way he led the Wildcats to a No. 1 ranking (UK's first since 2003), the program's 44th SEC Championship and 26th SEC Tournament title.

The honors continued after the season as Calipari became the first coach in UK history to receive the Adolph Rupp National Coach of the Year award. He then watched as five of his players were selected in the first round of the 2010 NBA Draft, the first time a school has ever produced five first round picks. Among those picks was the first Wildcat ever taken as the No. 1 overall pick, John Wall.

In his inaugural season as head coach of the Wildcats, Calipari posted his fifth-straight 30-win season, the only coach in NCAA Division I history to do so. In addition to the Rupp National Coach of the Year, Calipari was also named the Associated Press SEC Coach of the Year.

When he led Kentucky back to the No. 1 spot in the country, Calipari became one of only two coaches (Frank McGuire) in NCAA history to

The Calipari File

Coaching Career:
Kansas, assistant coach 1983-85
Pittsburgh, assistant coach 1986-88
Massachusetts, head coach 1989-96
New Jersey Nets (NBA), head coach 1997-99
Philadelphia 76ers (NBA), assistant coach 2000
Memphis, head coach 2001-09
Kentucky, head coach ..... 2010-pres.

UMass, head coach
1988-89 10-18
1989-90 ..... (NIT) 7-14
1990-91 ..... (NIT Final Four) 20-13
1991-92 ..... (A-10 Champ (R/T; NCAA Sweet 16) 30-5
1992-93 ..... (A-10 Champ (R/T; NCAA 2nd Rd.) 24-7
1993-94 ..... (A-10 Champ (R/T; NCAA 2nd Rd.) 28-7
1994-95 ..... (A-10 Champ (R/T; NCAA Elite Eight) 29-5
1995-96* ..... (A-10 Champ (R/T; NCAA Final Four) 31-1
Totals: 189-70

New Jersey Nets, head coach
1996-97: 26-56
1997-98: ..... (NBA Playoffs) 43-39
1998-99: 3-17
Totals: 72-112

Memphis, head coach
2000-01 ..... (NIT Final Four) 21-15
2001-02 ..... (C-USA Nat'l Div. Champ; NIT Champ) 27-9
2002-03 ..... (C-USA Nat'l Div. Champ; NCAA) 23-7
2003-04 ..... (C-USA Champ (R); NCAA 2nd Rd.) 22-8
2004-05 ..... (NIT Final Four) 22-16
2005-06 ..... (C-USA Champ (R/T); NCAA Elite Eight) 33-4
2006-07 ..... (C-USA Champ (R/T); NCAA Elite Eight) 33-4
2007-08* ..... (C-USA Champ (R/T); NCAA Title Game) 0-1
2008-09 ..... (C-USA Champ (R/T); NCAA Sweet 16) 33-4
Totals: 214-68

Kentucky, head coach
2009-10 ..... (SEC Champ (R/T); NCAA Elite Eight) 35-3
2010-11 ..... (SEC Champ (T); NCAA Final Four) 29-9
2011-12 ..... (SEC Champ (R); NCAA Champion) 38-2
Totals 102-14

NCAA Totals: .(12 conference titles, 11 NCAAs) 505-152
*-season includes games later vacated due to NCAA sactions; actual on-court records were 35-2 in 1995-96 and 38-2 in 2007-08. NCAA Tournament appearances were also vacated in 1996 and 2008. Actual on-court won-lost record overall is 547-154 for a .780 winning percentage.

lead three teams to a No. 1 ranking. He led UMass to a No. 1 ranking in 1995 and 1996 and he led Memphis to the No. 1 spot in the 2008 season.

Much like he did at UMass, when his players graduated at nearly 80 percent, Calipari has stressed academics. Fifteen of his last 18 seniors that came through the Memphis program have earned their bachelor's degrees and the four seniors under Cal at Kentucky have all earned their degrees, with two more on pace to do so in May.

The Wildcats posted a 3.14 grade-point-average (GPA) in the 2011 spring semester, the highest semester GPA in recent years, and an overall 3.015 GPA for the 2010-11 season.

Since the 2005-06 season, Coach Cal ranks as the winningest coach over the last seven years.

After bringing the University of Massachusetts basketball program to national prominence in the '90s and resurrecting the Memphis basketball program in the 2000s, Calipari became the 22nd coach in UK history, and is the seventh in the last 80 years.

Following his third season at UK, Calipari's overall on-court record soared to 547-154 for an impressive 78.0 winning percentage. His 547 wins are the second-most in NCAA Division I history in the first 20 years, Roy Williams being the other.

Calipari's 78.0 winning percentage is the third-highest among active NCAA Division I coaches with 10 years experience at college basketball's Division I level, trailing only Mark Few and Roy Williams. On the NCAA Division I list for winning percentage for all coaches (minimum 10 years), Calipari is in 10th place and ahead of Krzyzewski, Jim Boeheim, Bob Huggins and Lute Olson.

Calipari's eight 30-win seasons is tied for third most for a head coach in NCAA Division I history. For his career (20 years), Calipari has 18 20-win seasons and 12 25-win campaigns.

In 1996, Calipari moved from UMass to the NBA after leading the Minutemen to the Final Four. For his efforts, Calipari was named Naismith National Coach of the Year.

Calipari led the Tigers to the 2008 NCAA title game, and Memphis' 38 wins in 2007-08 made him the winningest coach for a single season in NCAA history. As a result, Calipari was named Naismith National Coach of the Year for a second time in his career. He is only the second coach to receive the honor multiple times since the award's inception in 1987. Duke's Mike Krzyzewski is the other to do so.

Calipari, the 2009 Sports Illustrated National Coach of the Year, led the Tigers to nine-straight 20-win campaigns and nine-consecutive post-season appearances, the only Memphis coach to do that. He posted 252 wins — 28 wins per season — as the Tigers' head coach, making

him the winningest coach in school history.

Calipari compiled a 193-71 record (.731) during his eight-year career at Massachusetts, including a 108-44 mark (.684) in Atlantic 10 play. In addition to five-straight NCAA Tournaments, UMass also made two appearances in the NIT, advancing to the NIT final four in 1991. The 1990-91 season was the first of six-straight seasons in which the Minutemen won at least 20 games.

Calipari's personal 20-win streak has reached the 17-season mark after 35 wins in his first year at UK and 29 in his second. All nine of his Memphis clubs won 20-plus games, along with his last six teams at UMass. In his final season at UMass, Calipari was named the 1996 Naismith National Coach of the Year and The Sporting News National Coach of the Year. He was also named the Atlantic 10 Coach of the Year for the third time in four years, as well as Basketball Times East Region Coach of the Year.

During the Minutemen's 35-2 season in 1995-96, UMass posted wins over Kentucky, Maryland, Wake Forest, Georgia Tech, Syracuse, Virginia Tech and Louisville. UMass ended the regular season ranked No. 1 in the nation in the final regular season poll after being the top-ranked team for nine weeks earlier in the year. The Minutemen also won their first 26 games of the season, setting a school record for most consecutive wins.

In addition to his National Coach of the Year honors in 1996, Calipari was a Naismith Coach of the Year finalist in 1994 and 1995. He was the USBWA District I Coach of the Year in 1993.

At 29, when he was named head coach, Calipari began to build a program from the ground up, going 10-18 his first season before posting a 17-14 record his second year (receiving a bid to the NIT).

The Minutemen won their first A-10 championship in 1992 with a 30-5 record, including a 13-3 mark in league play. With a 77-71 overtime win over Syracuse in an East Regional second-round game, UMass made its first NCAA Sweet 16 appearance.

Calipari left UMass in June of 1996 to become Executive Vice President of Basketball Operations and Head Coach of the New Jersey Nets. He led the Nets to a second-place finish in the NBA's Atlantic Division and the playoffs in 1998, ending a five-year postseason drought for the franchise. The Nets' 17-game turnaround from the previous year was the best that season in the NBA.

He became a member of the Philadelphia 76ers coaching staff in 1999, rejoining Philadelphia coach Larry Brown, for whom Calipari was an assistant at Kansas.

Calipari began his coaching career at Kansas as a volunteer assistant under Ted Owens. In 1983, he was hired as the recruiting coordinator at the University of Vermont, but was swayed back to the nation's heartland

when Brown was hired as head coach at KU. He spent three seasons at Kansas (1982-85) before another three-year stint as an assistant coach to Paul Evans at Pittsburgh (1985-88).

The 52-year-old lettered two years at North Carolina-Wilmington before transferring to Clarion State. He played point guard at Clarion during the 1981 and 1982 seasons, leading the team in assists and free throw percentage. The Eagles were ranked in the Division II Top 20 both years and participated in the 1981 NCAA Division II Tournament.

Coaching Awards

- 2012 Naismith National Coach of the Year Finalist
- 2012 SEC Coach of the Year (AP/Coaches)
- 2010 Adolph Rupp National Coach of the Year
- 2010 Naismith National Coach of the Year Finalist
- 2010 SEC Coach of the Year (AP)
- 2010 *Sporting News* SEC Coach of the Year
- 2010 Yahoo! Sports SEC Coach of the Year
- 2010 USBWA District IV Coach of the Year
- 2009 Sports Illustrated National Coach of the Year
- 2009 Iba National Coach of the Year Finalist
- 2009 C-USA Coach of the Year
- 2008 Naismith National Coach of the Year
- 2008 C-USA Coach of the Year
- 2008 Phelan and Iba National Coach of the Year Finalist
- 2007 Phelan National Coach of the Year Finalist
- 2007 USBWA District 4 Coach of the Year
- 2007 Basketball Times South Region Coach of the Year
- 2006 C-USA Coach of the Year
- 2004 NABC District 7 Coach of the Year
- 1996 Naismith National Coach of the Year
- 1996 The Sporting News National Coach of the Year
- 1996 Atlantic 10 Coach of the Year
- 1995 Naismith National Coach of the Year Finalist
- 1994 Naismith National Coach of the Year Finalist
- 1994 Atlantic 10 Coach of the Year
- 1993 USBWA District I Coach of the Year
- 1993 Atlantic 10 Coach of the Year
- 1992 Eastern Basketball Coach of the Year.

Calipari and his wife, Ellen, have two daughters, Erin and Megan and a son, Bradley. Erin graduated from UMass and is now in grad school at Wake Forest, while Megan is pursuing her undergraduate degree at UMass. Brad is a freshman at Lexington Christian Academy.

Soph.

Top 10 Best Career Starts By Wins

16 Seasons

Coach, Team	Seasons	W	L	Pct.
Roy Williams, Kansas, North Carolina	1989-2004	437	112	796
John Calipari, UMass, Memphis	**1989-96, 2001-08**	**408**	**135**	**751**
Jim Boeheim, Syracuse	1977-92	391	124	759
Nolan Richardson, Tulsa, Arkansas	1981-96	391	132	748
Denny Crum, Louisville	1972-87	388	128	752
Tubby Smith, Tulsa, Georgia, Kentucky	1992-2007	387	145	727
Bill Self, Oral Roberts, Tulsa, Illinois, Kansas	1994-2009	376	145	722
Jerry Tarkanian, Long Beach St., UNLV	1969-84	375	89	808
Rick Pitino, Boston U., Providence, Kentucky, Louisville	1979-83, 86-87, 90-97, 2002	371	137	730
John Thompson, Georgetown	1973-88	370	130	740

17 Seasons

Coach, Team	Seasons	W	L	Pct.
Roy Williams, Kansas, North Carolina	1989-2005	470	116	.802
John Calipari, UMass, Memphis	**1989-96, 2001-09**	**441**	**139**	**.760**
Denny Crum, Louisville	1972-88	412	139	.748
Jim Boeheim, Syracuse	1977-93	439	143	.754
Nolan Richardson, Tulsa & Arkansas	1981-97	409	146	.737
Tubby Smith, Tulsa, Georgia, Kentucky & Minnesota	1992-2008	429	170	.716
Jerry Tarkanian, Long Beat St., UNLV	1969-85	403	93	.813
John Thompson, Georgetown	1973-89	399	135	.747
Rick Pitino, Boston U., Providence, Kentucky & Louisville	1979-83, 86-87, 90-97, 2002-03	396	144	.733
Bob Huggins, Walsh, Akron, Cincinnati	1981-98	388	148	.724

18 Seasons

Coach, Team	Seasons	W	L	Pct.
Roy Williams, Kansas, North Carolina	1989-2006	493	124	.799
John Calipari, UMass, Memphis, Kentucky	**1989-96, 2001-09, 10**	**480**	**143**	**.770**
Jerry Tarkanian, Long Beat St., UNLV	1969-86	436	98	.816
Denny Crum, Louisville	1972-89	436	148	.747
Nolan Richardson, Tulsa & Arkansas	1981-98	433	155	.736
Tubby Smith, Tulsa, Georgia, Kentucky & Minnesota	1992-2009	429	170	.716
John Thompson, Georgetown	1973-90	423	142	.749
Rick Pitino, Boston U., Providence, Kentucky & Louisville	1979-83, 86-87, 90-97, 2002-04	416	154	.730
Bob Huggins, Walsh, Akron, Cincinnati	1981-99	415	154	.729
Billy Tubbs, Texas St., Lamar, Oklahoma	1972-73, 77-92	404	177	.695

19 Seasons

Coach, Team	Seasons	W	L	Pct.
Roy Williams, Kansas & North Carolina	1989-2007	524	131	.800
John Calipari, UMass, Memphis, Kentucky	**1989-96, 2001-09, 10-11**	**509**	**152**	**.770**
Jerry Tarkanian, Long Beach St. & UNLV	1969-87	473	100	.825
Denny Crum, Louisville	1972-90	463	156	.748
Nolan Richardson, Tulsa & Arkansas	1981-99	456	166	.733
Jim Boeheim, Syracuse	1977-95	454	150	.752
Tubby Smith, Tulsa, Georgia, Kentucky & Minnesota	1992-2010	450	184	.710
Rick Pitino, Boston U., Providence, Kentucky & Louisville	1979-83, 86-87, 90-97, 2002-05	449	159	.738
Bob Huggins, Walsh, Akron & Cincinnati	1981-2000	444	158	.738
John Thompson, Georgetown	1973-91	442	155	.740

20 Seasons

Coach, Team	Seasons	W	L	Pct.
Roy Williams, Kansas & North Carolina	1989-2008	560	134	.807
John Calipari, UMass, Memphis, Kentucky	**1989-96, 2001-09, 10-12**	**547**	**154**	**.780**
Jerry Tarkanian, Long Beach St. & UNLV	1969-88	501	106	.825
Jim Boeheim, Syracuse	1977-96	483	159	.752
Denny Crum, Louisville	1972-91	477	172	.735
Nolan Richardson, Tulsa & Arkansas	1981-2000	475	181	.724
Bob Huggins, Walsh, Akron & Cincinnati	1981-2001	469	168	.736
Tubby Smith, Tulsa, Georgia, Kentucky & Minnesota	1992-2011	467	198	.702
John Thompson, Georgetown	1973-92	464	165	.738
John Chaney, Cheyney & Temple	1973-92	458	143	.762
Rick Pitino, Hawaii, Boston U., Providence, Kentucky & Louisville	1976, 79-83, 86-87, 90-97, 2002-05	451	163	.735

21 Seasons

Coach, Team	Seasons	W	L	Pct.
Roy Williams, Kansas & North Carolina	1989-2009	594	138	.811
Jerry Tarkanian, Long Beach St. & UNLV	1969-89	530	114	.823
Jim Boeheim, Syracuse	1977-97	502	172	.745
Bob Huggins, Walsh, Akron & Cincinnati	1981-2002	500	172	.744
Denny Crum, Louisville	1972-92	496	183	.730
Nolan Richardson, Tulsa & Arkansas	1981-2001	495	192	.721
John Thompson, Georgetown	1973-93	484	178	.731
John Chaney, Cheyney & Temple	1973-93	478	156	.754
Rick Pitino, Hawaii, Boston U., Providence, Kentucky & Louisville	1976, 79-83, 86-87, 90-97, 2002-06	472	176	.728
Dean Smith, North Carolina	1962-82	468	145	.763

NCAA Division-I All-Time Winningest Coaches

All-Time

(On-Court By Percentage - Min. 10 yrs. at Division I level)

No.	Coach	Yrs.	Pct.
1.	Clair Bee	21	.824
2.	Adolph Rupp	41	.822
3.	John Wooden	29	.804
4.	Roy Williams*	23	.798
5.	John Kresse	23	.797
6.	Mark Few*	12	.792
7.	Jerry Tarkanian	31	.784
8.	Francis Schmidt	17	.782
9.	**John Calipari***	**20**	**.780**
10.	Dean Smith	36	.776

* only active coaches in top 10 on all-time list

Active

(On-Court By Percentage - Min. 10 yrs. at Division I level)

No.	Coach/Team	Yrs.	Pct.
1.	Roy Williams/UNC	23	.798
2.	Mark Few/Gonzaga	12	.792
3.	**John Calipari/Kentucky**	**20**	**.780**
4.	Thad Matta/Ohio State	11	.768
5.	Bo Ryan/Wisconsin	27	.763

Miscellaneous On-Court Records

Overall Record: 547-154 (.780)
March/April Record: 121-31 (.796)
NCAA Record: 38-13 (.745)
Record in Conference Games: 248-74 (.770)
Record in Conference Tournament: 42-10 (.808)

- Calipari owns the most single-season wins with 38, tying his own record (Memphis, '08) in 2012 with 38 wins.
- Calipari is one of two coaches (Roy Williams) in NCAA Division-I history to have 400 or more wins in the first 16 years as a head coach. Calipari had 412 wins in his first 16 years.
- Calipari is the winningest coach in NCAA Division-I history for a five-year span with 173 victories (2008-12).
- Calipari is the first coach in NCAA Division-I history to record five-straight on-court 30-win seasons. Memphis hit the 30-win plateau from 2006-09.
- Calipari is one of only two coaches (Rick Pitino) to lead three different schools to a Final Four.
- Calipari has a 51-0 record in Rupp Arena as head coach of the Wildcats.
- Calipari has 15 players that have been chosen in the NBA Draft (11 first-round) over the last three seasons.

Cal in Conference

SEC Coaches	Conference Championships	Tournament Championships	Conference Coach of the Year
Anthony Grant, Alabama	3	2	1
Mike Anderson, Arkansas	1	1	1
Tony Barbee, Auburn	1	0	1
Billy Donovan, Florida	4	3	2
Mark Fox, Georgia	4	1	3
John Calipari, Kentucky	**12**	**11**	**7**
Johnny Jones, LSU	0	2	0
Frank Haith, Missouri	0	1	2
Andy Kennedy, Ole Miss	0	0	2
Rick Ray, Mississippi State	1	2	1
Frank Martin, South Carolina	0	1	0
Cuonzo Martin, Tennessee	3	2	5
Billy Kennedy, Texas A&M	4	2	2
Kevin Stallings, Vanderbilt	2	2	3
TOTALS	**35**	**30**	**30**

Calipari vs. All Opponents

Alabama	5-2
Arizona	1-1
Arizona State	0-1
Arkansas	5-3
Arkansas-Little Rock	3-0
Arkansas-Pine Bluff	1-0
Arkansas State	4-0
Auburn	3-0
Austin Peay	6-1
Baylor	1-0
Belmont	1-0
Boston University	5-1
Boston College	2-0
Bradley	1-0
Bucknell	1-0
Buffalo	1-0
BYU	1-0
Cal State Northridge	1-0
Central Connecticut State	2-0
Charlotte	2-3
Chattanooga	2-0
Christian Brothers	2-0
Cincinnati	5-7
Cleveland State	2-0
Coastal Carolina	1-0
Colorado	1-1
Colorado State	1-1
Connecticut	2-4
Coppin State	1-0
Cornell	1-0
Dartmouth	1-0
Dayton	1-0
DePaul	4-2
Detroit	1-0
Drexel	2-0
Duke	0-1
Duquesne	11-4
East Carolina	7-0
East Tennessee State	3-0
Eastern Kentucky	1-0
Fairfield	1-0
Florida	8-1
Florida State	1-1
Florida Tech	0-1
Fordham	5-0
Furman	1-0
George Mason	1-0
Georgetown	2-1
George Washington	8-9
Georgia	5-1
Georgia Tech	1-1
Gonzaga	4-0
Hartford	2-0
Harvard	1-0
Holy Cross	4-1
Houston	17-3
Howard	1-0
Illinois	1-1
Indiana	3-1
Iowa	0-1
Iowa State	2-0
Jackson State	2-0
Kansas	2-3
Kansas State	1-0
Keene State	1-0
Kentucky	2-4
Lamar	4-0
LaSalle	3-0
Long Beach State	1-0
Louisiana-Lafayette	2-0
Louisiana Tech	1-1
Louisville	10-5
LSU	4-0
Loyola	1-0
Lowell	2-1
Manhattan	2-0
Marist	2-0
Marshall	5-0
Marquette	3-1
Maryland	4-3
Massachusetts	1-0
Memphis	1-0
Miami (Fla.)	0-1
Miami (Ohio)	2-0
Michigan State	1-0
Middle Tennessee	3-0
Mississippi	7-4
Mississippi State	4-0
Mississippi Valley State	1-0
Missouri	1-2
Morehead State	1-0
Murray State	1-0
Nevada	1-0
New Hampshire	5-0
New Mexico	1-0
New Orleans	1-0
North Carolina	4-1
North Carolina State	1-0
North Texas	1-0
Northeastern	2-1
Northwestern State	2-0
Notre Dame	1-0
Oakland	1-0
Ohio State	1-1
Oklahoma	4-1
Oklahoma State	0-2
Old Dominion	2-0
Oral Roberts	1-0
Oregon State	1-0
Pennsylvania	3-0
Penn State	4-4
Pepperdine	1-0
Pittsburgh	2-1
Portland	2-0
Princeton	2-0
Providence	1-1
Purdue	2-1
Radford	1-0
Rhode Island	16-2
Rice	4-0
Richmond	1-0
Rider	1-0
Rutgers	11-4
Saint Louis	4-3
Sam Houston State	1-0
Samford	2-0
Santa Clara	1-0
Savannah State	1-0
Seton Hall	1-0
Siena	4-0
SMU	8-0
South Carolina	7-1
South Connecticut	1-0
Southeastern Louisiana	1-0
Southern Cal	3-0
Southern Miss	15-4
Southwest Texas State	1-0
St. Bonaventure	17-1
St. John's	1-0
St. Joseph's	15-5
St. Mary's	1-0
St. Peter's	1-0
Stanford	3-2
Syracuse	3-2
TCU	5-1
Temple	13-11
Tennessee	9-4
Tennessee Martin	4-0
Tennessee Tech	1-0
Texas	1-2
Texas A&M	1-0
Texas Arlington	1-0
Towson State	1-0
Tulane	15-0
Tulsa	11-1
UAB	14-3
UCF	6-0
UCLA	2-1
UNC Asheville	1-0
UNC Greensboro	1-0
UNC Wilmington	1-0
USF	9-1
Utah	1-1
UTEP	6-0
Vanderbilt	6-1
Vermont	2-0
Villanova	2-0
Virginia	0-1
Virginia Tech	2-0
Wake Forest	2-1
Washington	1-0
Western Kentucky	2-0
West Virginia	11-7
Winthrop	2-0
Wisconsin-Milwaukee	1-0
Wofford	1-0
Xavier	2-2
Yale	1-0



ASSISTANT COACH

ORLANDO ANTIGUA

PITTSBURGH, 1995 [4TH SEASON]

THE ANTIGUA FILE

Coaching Career
2004-08: Pittsburgh, Assistant Coach
2009: Memphis, Assistant Coach
2010-pres.: Kentucky, Assistant Coach

Orlando Antigua is in his fourth season as an assistant coach with the Wildcats after spending one season with Calipari at Memphis.

Known for his eye for talent on the recruiting trail, Antigua has helped UK pull in four straight top-ranked recruiting classes. In his initial season with the Wildcats, Antigua saw three of his recruits drafted in the first round of the 2010 NBA Draft. As a result, he was named one of Yahoo! Sports top 10 college basketball recruiters. In May of 2012, he was listed by ESPN.com as the top assistant coach in the country under the age of 40.

When he joined the Memphis staff in 2008, the Tigers were the winningest program over a three-year span in NCAA Division I history, recording 104 victories from 2005-08. So what did Antigua do? He helped coach the Tigers to a 33-4 record and a spot in the 2009 NCAA Sweet 16. For the fourth straight season, the Tigers took the regular season and tournament titles, going undefeated in C-USA three of the four years.

Prior to his brief stay in Memphis, Antigua worked at his alma mater, Pittsburgh. During his five years at Pitt, he helped lead the Panthers to an overall record of 132-40 (.767 winning percentage) and a Big East Conference mark of 55-27 (.670 winning percentage). Pittsburgh recorded five straight 20-win campaigns and won 10 or more league games five consecutive years.

The Panthers had just as much success in the postseason during Antigua's years. The Panthers earned NCAA Tournament bids all five of Antigua's years and advanced to the Sweet Sixteen in 2004 and 2007.

Antigua's first stint with Pittsburgh was his collegiate playing days from 1991-95. A four-year letterwinner and two-time team captain, Antigua ranks in the top 15 on the Panthers' all-time 3-pointers made (14th with 117 treys), blocked shots (14th with 78 swats) and career 3-point percentage (seventh at 38.6 percent).

A 1992 Big East Conference All-Rookie Team pick, Antigua helped lead the Panthers to an 18-16 record and a National Invitation Tournament berth as a freshman. The following year, Antigua's Panthers went 17-11 and earned an NCAA Tournament bid. In 1994, he was named the United States Basketball Writers' Association Most Courageous Athlete, an honor presented annually to the college basketball player who displays courage on and off the court. Antigua graduated from Pittsburgh with a degree in social sciences in December 1995.

After graduation, Antigua was selected to play for the world-renowned Harlem Globetrotters, becoming the first player of Latin American descent to play for the squad. Nicknamed "Hurricane" for his dazzling moves, Antigua played with the Globetrotters for seven years until 2002.

Antigua also played in the Puerto Rico Superior Basketball League for eight years, and in both 1994-95 and 1997-98, he was a member of the Dominican Republic national team. Because of his dedication to the community, Antigua was named one of the nation's top 100 most influential Hispanic Americans by Hispanic Business magazine.

A Dominican Republic native who was raised in Bronx, N.Y., Antigua recovered from a 1988 Halloween incident where he was shot in the head near his left eye. Undeterred by the incident, Antigua quickly returned to the playing court two weeks later and went on to play three seasons at Pittsburgh with the slug in his head. Doctors initially ruled out removing the bullet as being too risky, but Antigua began suffering severe headaches.

Antigua's family also went through a period of homelessness. The oldest of three brothers, Antigua was credited with keeping the family together while housing was secured.

He overcame these difficulties and went on to serve as student council president at St. Raymond's High School. As a member of the school's basketball squad, Antigua played a major role in the team's New York Catholic League championship run. As a senior, he earned McDonald's All-America and Parade magazine All-America second-team honors and was also named All-New York City.

Fluent in Spanish, Antigua and his wife, Dana, have two children; a son, Orlando Anthony, and a daughter, Olivia.



ASSISTANT COACH

KENNY PAYNE

LOUISVILLE, 2003 (3RD SEASON)

THE PAYNE FILE

Coaching Career
2005-10: Oregon, Assistant Coach
2011-pres.: Kentucky, Assistant Coach

Kenny Payne begins his third year with John Calipari and Kentucky men's basketball as an assistant coach after spending six seasons as an assistant at Oregon.

Payne's work with forward Anthony Davis was one of the biggest reasons behind Kentucky's second overall No. 1 pick in three years.

Nationally recognized as one of the game's top recruiters, Payne's ability to recruit has continued to flourish at Kentucky. He played a key part in John Calipari's 2011 and 2012 recruiting classes, the school's third and fourth consecutive top-ranked classes. All four of UK's freshmen are ranked in the top 50 of most major recruiting services.

During his tenure at Oregon, Payne helped the Ducks burst onto the national scene with two NCAA Tournament Appearances in 2007 and 2008. Oregon also claimed one Pacific-10 Tournament title and three Ducks were selected in the first and second rounds of the NBA Draft under Payne.

During the 2006-07 season, the Ducks recorded an 11-7 Pac-10 record and posted an undefeated mark in non-conference regular-season games, finishing with a 29-8 overall record. That season, Oregon captured the Pac-10 Tournament, and followed the tournament run with an impressive performance at the NCAA Tournament. The Ducks earned a No. 3 seed in the tournament and advanced to the Elite Eight, where they lost to eventual champions Florida.

The Ducks followed their Elite Eight run with another appearance in the 2008 NCAA Tournament. Payne and the Oregon coaching staff then reigned in a top-20 recruiting class for the 2008 season with six highly-touted recruits.

Prior to coaching, Payne travelled the globe playing basketball for 10 different professional leagues. In 1989, Payne was chosen in the first round and 19th overall in the NBA Draft, playing four years for the Philadelphia 76ers.

Payne competed in the Continental Basketball Association (Tri-Cities, Wash.) and overseas in Italy, Japan, Brazil, the Philippines, Cypress, China and Argentina. He finished his professional career in 2000 following a season with Team Taipans of Cairns in Australia.

A four-year letterwinner at Louisville from 1985-89, Payne joined the Cardinals from Northeast Jones High School in Laurel, Miss., where he was a Parade All-American and the state's player of the year.

Payne helped lead Louisville to the 1986 NCAA national championship as a sophomore when he appeared in 34 games and averaged 3.6 points per game. As a senior, Payne averaged 14.5 points and 5.7 rebounds and was named Second-Team All-Metro Conference.

By the end of his Louisville career, Payne registered 1,083 points and shot 40 percent from 3-point range.

Payne earned a bachelor's of science is sport administration from Louisville in 2003.

He and his wife, Michelle, have two children, Alexis and Alexander.



ROD STRICKLAND

SPECIAL ASSISTANT TO THE HEAD COACH
[4TH SEASON]

Rod Strickland is in his fourth season on staff at Kentucky as the special assistant to the head coach. A two-time All-American at DePaul and a 17-year NBA veteran, Strickland brings a wealth of collegiate and professional experience to John Calipari's Kentucky staff.

Strickland began his tenure under Calipari as director of student-athlete development/manager at Memphis in fall 2006, and in the summer of 2008, he was named director of basketball operations for the Tigers. As director of basketball operations, Strickland monitored academics, coordinated recruiting visits and assisted with travel plans.

With Strickland on staff, Memphis posted a 104-10 record and continued to dominate Conference USA. In his three seasons with the Tigers, the team won three consecutive C-USA regular season and tournament titles. Memphis reached the Sweet Sixteen of the NCAA Tournament in 2009 and advanced to the Elite Eight in 2007. In 2008, the Tigers competed in the NCAA Tournament championship game and set the NCAA Division I record for victories in a single season with a 38-2 record.

The New York City native went to Memphis after a lengthy and successful career in the NBA. The 6-foot-3 guard was an NBA first-round draft pick of the Knicks in 1988, and played for New York, San Antonio, Portland, Washington, Miami, Minnesota, Orlando, Toronto and Houston during his career. Strickland played in 1,094 games and scored more than 14,000 points (13.2 career average) and dished out nearly 8,000 assists (7.3 career average).

The 1997-98 NBA campaign with Washington was Strickland's best, as he averaged a double-double with 17.8 points and 10.5 assists. His 10.5 assist average led the NBA that year, and he was selected to the All-NBA second team. That year, Strickland also became only the 25th player in NBA history to record 10,000 points and 5,000 assists. He also ranked among the NBA's top 10 in assists in the 1991-92 (fifth), 1993-94 (sixth), 1994-95 (fifth) and 1995-96 (fourth) seasons.

Prior to his time in the NBA, Strickland enjoyed a stellar career at DePaul. A 1987 and 1988 All-America pick, Strickland helped lead the Blue Demons to four straight NCAA Tournament appearances from 1985-88, including Sweet Sixteen showings in 1986 and 1987. The four-time Blue Demon letterwinner ranks among the program's career leaders in scoring average (eighth; 16.6 ppg), assists (third; 557) and steals (second; 204).

In September of 2008, Strickland was inducted into the New York City Basketball Hall of Fame. Joining Strickland in the 19th induction class were Kenny Anderson, Louis Bender, Pete Gillen, Joe Goldstein, Bob McCullough, Sam Perkins and Eddie Younger.

Strickland and his wife, Cheryl, have four children; Torin, Tai, Terell and Tanner.

CHRIS WOOLARD

ASSOCIATE AD FOR BASKETBALL OPERATIONS
[2ND SEASON]

Chris Woolard enters his second season as UK's associate athletics director for basketball operations.

Woolard serves on the athletics department's senior staff and brings a wealth of experience at both the school and conference levels.

He is involved with all aspects of the program and has an active role as a liason between Coach Calipari and the basketball program with campus and the Commonwealth.

Woolard joined the University of Kentucky staff after spending seven years at the Conference USA office where he was the associate commissioner for sports services.

At C-USA, Woolard's responsibilities focused extensively on the men's basketball programs as administrator and tournament director for the annual men's basketball championship. Woolard also served as the primary administrator for men's golf along with his duties to provide oversight to the C-USA Sports Services Department.

Prior to joining Conference USA, Woolard spent a year in private business after working eight years in the college basketball coaching ranks. He was an integral part of a highly successful Murray State men's basketball team from 1997-2003, serving as an assistant coach.

During Woolard's time at Murray State, the Racers won three conference championships and made three NCAA appearances. At MSU, he was the staff's lead recruiter and was also responsible for on-floor coaching, providing detailed opponent scouting reports, and administrative duties such as academics, compliance, budget, scheduling, summer camps and team travel.

Woolard began his collegiate coaching career as a student assistant coach at UCLA. During his two years in Westwood, Calif., he was involved in recruiting, summer camps and also assisted with practice drills and scrimmages.

Prior to finishing his college career at UCLA, he studied at Washington State for two years and played one season as a member of the varsity basketball team at Chapman University.

A native of Carbondale, Ill., Woolard earned a bachelor's degree in history from UCLA in August 1997.



PRESTON SPRADLIN

ASSISTANT DIRECTOR OF BASKETBALL OPERATIONS
[4TH SEASON]

Preston Spradlin enters his fourth year on the men's basketball staff at Kentucky, and his first as the Assistant Director of Basketball Operations.

During his first two seasons, Spradlin completed his master's degree in sports leadership, while assisting in many aspects of the men's basketball program.

His duties have included film breakdown and analysis, creating and maintaining men's basketball playbooks, assisting coaching staff in opponent scouting, and day-to-day operations.

This summer he became the director of the John Calipari Basketball Camps and Clinics, including the Satellite Tour across the state, the first ever John Calipari Basketball Fantasy Experience.

Over the last two summers, Spradlin has been a member of Coach Calipari's Dominican Republic National Team staff that reached its highest finish and won the bronze medal in the Tournament of The America's Olympic Qualifier in Argentina in 2011 and in June of 2012 came within one game of qualifying for the 2012 Olympics.

This season Spradlin will coordinate all film exchange and create all opponent and self-scouting edits for coaching staff and players, in addition to coordinating with NBA personnel while assisting in many areas of basketball operations.

A 2009 graduate of Alice Lloyd College, Preston was a four-year letterwinner for the men's basketball team.

The Pikeville, Ky. native is also a graduate of Betsy Layne High School. On June 19, Spradlin and his wife, the former Misty Tackett, gave birth to their first child, Bentley Scott.

TIM ASHER

BASKETBALL VIDEO COORDINATOR
[13TH SEASON]

Tim Asher is in his 13th year as the Wildcats' basketball video coordinator after serving the previous 12 seasons as the team's traveling videographer. In addition, he has worked on the UK football team video staff for the past 25 years. In his role, Asher oversees all of the basketball program's video needs, including maintaining the Wildcats' sophisticated editing system. He is heavily involved in the design and integration of video throughout multiple UK athletic facilities.

Asher has also been the lead on the Inside Kentucky Basketball coach's show, shooting all behind-the-scenes aspects as well as the majority of the Q&A's, Inside the Play segments in addition to others.

Asher, 51, started his own company, Idle Minds Productions, in 1987, which provides video services for various networks, documentaries and commercials. He's been employed as a freelance trainer and demo artist on non-linear video systems for Sony Corporation since 1995, served as a field production specialist for WLEX-TV and as a producer/director then production manager for WDKY-TV.

Asher earned his bachelor's degree in communications from Morehead State University. A native of Olive Hill, Ky., he and his wife Cindy have a 14-year-old daughter, Laura.

MARQUIS ESTILL

UNDERGRADUATE STUDENT ASSISTANT COACH
[1ST SEASON]

A former player of the Wildcats Marquis Estill is returning to UK for his first season as an Undergraduate Student Assistant Coach.

The Richmond, Ky native played two years of basketball finishing his career with 936 points, despite playing only three seasons. He was named Second Team All-SEC in 2003, his junior season while also earning All-NCAA Regional team honors as well as SEC All-Tournament team honors. After leaving Kentucky, Estill had a successful career overseas playing in Italy, Dubai, Japan and Argentina.

Estill, who is currently finishing his undergraduate degree at UK, will assist pre-, during and post-practice and primarily focus on working with UK's forwards. He plans to graduate in 2013 with a degree in Community Leadership Development.

Estill and his wife, Emily, have one son, Eli Estill.

JOHN HAYDEN

ASSOCIATE DIRECTOR MEDIA RELATIONS
[7TH SEASON]

John Hayden is in his seventh season working with the men's basketball program after being promoted to associate director of media relations in July, 2011.

Hayden has served as the primary contact for women's soccer and the secondary contact for men's basketball the past six seasons and will continue to handle UK's media relations efforts with both sports. However, Hayden's work with the men's basketball team will expand as he will now be the primary media relations contact for all men's basketball student-athletes, assistant coaches and staff.

Hayden will also continue to hire and oversee Kentucky's media relations assistants, but will now also be the liaison and supervisor over UK's assistant directors of media relations.

He spent six years as assistant director of media relations at the University of Alabama where he directed the media and public relations efforts for the football, softball, women's soccer, men's cross country, and track and field programs.

During his tenure with Alabama, the softball team made four appearances at the College World Series (2000, 2003, 2005, 2006).

After graduating from Alabama in December of 1998 with a degree in broadcasting, Hayden served as an intern in the media relations department with the Chicago White Sox's AA affiliate, the Birmingham Barons, during the 1999 season.

A Paducah, Ky., native, he and his wife, Maria, have a one-year old daughter, Lillian Mary.



MIKE MALONE

STRENGTH & CONDITIONING
[3RD SEASON]

Mike Malone is in his third season with the Kentucky basketball program. He came to the University of Kentucky after serving as an assistant strength and conditioning coach at the University of Minnesota since 2006. Malone developed the strength and conditioning program for the Minnesota baseball team, which appeared in NCAA regionals in 2007, 2009 and 2010. Those teams included numerous MLB Draft picks and Eric Decker the 87th Pick in the 2010 NFL Draft by the Denver Broncos. He also assisted with men's and women's hockey, men's basketball, football men's and women's golf, and men's swimming.

Prior to the University of Minnesota, Malone

worked for the Anaheim Angels organization at their AA team in Little Rock, Ark. Previous to that, Malone worked as the assistant director of performance enhancement for the University of Memphis basketball team, which went to the Elite Eight in 2006 and produced two first-round NBA draft picks.

Before Memphis, Malone was an assistant strength and conditioning coach at James Madison, assisting with more than 20 men's and women's sports. Prior to James Madison, he was also a strength and conditioning coach for the nine-time Division III football national champion Mount Union Purple Raiders.

Malone has worked at Iowa State University and the University of Pittsburgh as an intern. He has worked with various sports and numerous professional athletes in the NHL, NFL, NBA, MLB, PGA Tour and professional boxing.

Malone has also worked the Cincinnati Bengals training camp in the summers of 2007, 2008 and 2009.

The Wauwatosa, Wisc., native is a 2001 graduate of Mount Union College earning a degree in exercise science. While at Mount Union, Malone was part of two Division III national championship football teams in 1998 and 2000.

BRETT MILLER

GRADUATE ASSISTANT MANAGER
(5TH SEASON)

After working three years under Coach Calipari as a student manager, Brett Miller begins his first year as a graduate assistant manager. His primary responsibility will be to assist the Director of Camps and Clinic with administrative and marketing duties. Miller also assists players with off-court responsibilities.

He began his career at Coastal Carolina University managing the men's and women's basketball teams for two seasons before transferring to Kentucky. The Richmond, Ky., native graduated from Model Laboratory High School, where he was a member of the basketball team. In the summer of 2012, Miller acted as assistant manager for the Dominican National Basketball team, where they won the Centrobasket Championship.

Holding a bachelors degree in Secondary Education, Miller is currently seeking his Masters degree in teacher's certification.

DEB MOORE

ASSISTANT DIRECTOR MEDIA RELATIONS
(1ST SEASON)

Deb Moore is in her sixth year as Assistant Media Relations Director at Kentucky and her first full season working with the men's basketball program.

Moore also serves as the full-time media relations contact for Kentucky's nationally ranked volleyball and softball teams.

While working with the Kentucky volleyball team, Craig Skinner has led the Wildcats to seven consecutive NCAA Tournament appearances including Sweet 16 appearances in two of the last three seasons.

During her tenure at Kentucky, Moore has served as the Media Coordinator for the 2011 NCAA Volleyball Regionals, the 2011 NCAA Softball Super Regionals and the 2008 and 2009 NCAA Volleyball Tournament's First and Second rounds.

UK's softball team saw its most successful run in school history during the 2011 season as the Wildcats under the direction of Rachel Lawson advanced to the school's first NCAA Super Regional.

Moore has promoted eight consecutive NCAA Tournament runs by the volleyball and softball teams since 2008.

During the 2012 men's basketball championship season, Moore served as a secondary contact as Anthony Davis captured National Player of the Year accolades and the Blue and White brought home the school's eighth national title.

Since coming to UK, she has also worked with the men's tennis, women's golf and the swimming and diving teams. In 2007, Moore served as the Media Coordinator for the SEC Swimming and Diving Championships. Diver Taryn Ignacio and the women's 200-freestyle relay team captured gold medals in the home confines of the Lancaster Aquatic Center.

Additionally, Moore worked with the 2007 Kentucky football team that won back-to-back Music City Bowl Championships. The Wildcats that season charted comeback victories over No. 9 Louisville and a three-overtime thriller against No. 1 LSU.

Prior to her arrival in Lexington, Moore earned a bachelor's degree in Journalism/Mass Communication from St. Bonaventure University. While at SBU, Moore served as the Media Coordinator for the 2006 Atlantic 10 Swimming and Diving Championships where the Bonnies captured the men's title for the first time in nearly a decade.

In the summer of 2005, Moore interned with the public relations staff of the WNBA's Washington Mystics.

Moore completed a master's of science degree in Kinesiology and Health Promotion with an emphasis in Sport Leadership from the University of Kentucky in December of 2011.

The Fredericksburg, Va., native is a member of the College Sports Information Directors of America (CoSIDA). She is the daughter of Dave and Jodi Moore, and has one sister, Kate, who is a senior at Kentucky.

DEWAYNE PEEVY

Move?

EXECUTIVE ASSOCIATE AD/ EXTERNAL OPERATIONS
(5TH SEASON)

DeWayne Peevy is in his fifth year at the University of Kentucky and his first as the Executive Associate Athletics Director/External Operations.

Peevy, who joined UK in August 2008, oversees the development, marketing, media relations, publications, sports video departments and serves as the men's basketball administrator.

Upon his hiring, Peevy pioneered a 22-sport wide UK blog, an innovative and rare addition to a media relations department. Additionally, Peevy is the spokesman for the UK Athletics department.

The Birmingham, Ala., native also serves on the NCAA Division I Men's Basketball Final Four Media Coordination Committee and he previ-

ously served as the sports information director representative on the board of the United States Basketball Writers Association.

Peevy came to UK after spending eight years at the Southeastern Conference. He was responsible for the day-to-day publicity of the SEC men's basketball. A graduate of the University of Montevallo, Peevy served as the media director of the SEC Men's Basketball Tournament from 2004-08.

Prior to his time at the SEC, Peevy spent nearly three years at his alma mater where he oversaw and handled all media and promotional operations for all nine varsity sports. He received six national publication awards from the College Sports Information Directors of America at Montevallo.

Peevy also served as the assistant information director at the Gulf South Conference from September 1996 to October 2007.

Peevy received his bachelor of business administration degree in accounting from the University of Montevallo in 1996.

He and his wife, Allison, have two children, Kaitlyn, 12, and Braden, 5.

LUNETHA PRYOR

ADMINISTRATIVE ASSISTANT TO THE HEAD COACH (4TH SEASON)

Lunetha Pryor begins her fourth season with the University of Kentucky men's basketball team and her 12th season as UK head coach John Calipari's assistant.

She works closely with Chris Woolard, associate athletic director for basketball operations in coordinating Coach Calipari's calendar and assists Coach Calipari with all of his travel and recruiting responsibilities.

Pryor is also in charge of coordinating all of Coach Calipari's autograph requests in addition to the ticket requests that the basketball office receives and those of the coaching staff. She also worked for the University of Memphis in athletics.

A Memphis native, Pryor has one daughter, Kia Symone.

BO RODRIGUEZ

EQUIPMENT MANAGER (3RD SEASON)

Bo Rodriguez begins his second full season as the equipment manager for the University of Kentucky men's basketball team after joining the staff mid-season in 2010-11.

Prior to joining the UK men's basketball staff, Rodriguez spent the previous three years in the business office at the University of Kentucky as the associate business manager. Prior to UK, he was the business manager at Florida Atlantic for three years.

Rodriguez received his bachelor's degree in integrated supply management and Spanish from Western Michigan University in 1998 and earned his master's in marketing and strategies from Indiana in 2004.

He and his wife, Carly, have three daughters, Sophia, Halina and Belen.

BRIAN SHORTER

ASSISTANT STRENGTH COACH (1ST SEASON)

Newcomer Brian "Ox" Shorter will join this year's staff for his first season as Assistant Strength and Conditioning Coach. His primary focus will be to assist the basketball team in the weight room.

Shorter is no stranger to the basketball court or John Calipari. The Philadelphia native had an impressive basketball career in high school as a graduate from Virginia's Oak Hill Academy. He was named a McDonalds All-American in 1987 and as a result was Calipari's first ever recruit.

College fostered his skill, although only playing three full seasons, Shorter still managed to accumulate 1,633 points, 772 rebounds, and a highly impressive 31 double-doubles. His 18.5 ppg conference average is the 18th best in league history and his 8.1 rpg average ranks 20th all-time. An ox in the paint, he was fouled often, resulting in his title of 10th all-time in Big East history in completed free throws, and first all-time for players with a career less than four years.

His acclaimed awards include two-time Big East first team (1988-1990), Big East Rookie of the year (1989), and Big East second team (1990-91).

Shorter also played for the Italian league, Spain and other European teams. He has 20 years of professional basketball experience to add to the coaching staff.

Shorter acquired the nickname "Ox" after playing full court 5-on-5. Matched up with senior, Charles Smith, Shorter being only a freshman, Shorter surprised everyone with his physicality, earning the nickname "Ox".

Shorter earned a bachelor's of arts is Liberal Studies from the University of Pittsburg in 2010 and is currently in the process of preparing to become a Certified Strength and Conditioning Specialist.

He and his wife, Daniela have three children; Brian jr., Enrico, and Sherrie.



CHRIS SIMMONS

HEAD ATHLETIC TRAINER (4TH SEASON)

Chris Simmons begins his fourth season as head athletic trainer for men's basketball at the University of Kentucky.

Prior to coming to Lexington, Simmons served three seasons in a similar position at the University of Memphis.

Simmons was a member of the Tiger staff that helped direct Memphis to three consecutive record-setting seasons. While at Memphis, he was involved in all aspects of the Tigers' day-to-day medical and rehabilitative needs.

In his first year on staff in 2006-07, Memphis posted a 33-4 overall record, won the Conference USA regular season and tournament titles, and advanced to the NCAA Tournament Elite Eight. In fact, Simmons' around-the-clock aid on Chris Douglas-Roberts' sprained ankle in between the NCAA Tournament second round and the region semifinal got the Tiger guard ready for action with only a three-day turnaround.

En route to the NCAA title contest in the 2007-08 season, Simmons' quick work on Derrick Rose's cut above his eye suffered in the South



Region semifinal game against Michigan State aided the Tigers' postseason run. Rose finished the Michigan State game and had a tremendous performance against Texas in the regional final to claim the NCAA South Region MVP honor.

In the summer of 2008, Simmons also served as athletic trainer for the Conference USA All-Star team that played a three-game exhibition tour against the Chinese National Team in China.

Prior to his time at Memphis, Simmons spent the 2005-06 basketball season as head athletic trainer/coordinator of basketball operations with the Arkansas RimRockers of the NBA Development League.

No stranger to the Southeastern Conference, Simmons earned his master's in 2004 from the University of Arkansas. During his tenure with the Razorbacks, he served as a graduate assistant athletic trainer for football.

Prior to his time at Arkansas, he served as an athletic training intern with the National Football League's Cleveland Browns. Simmons is a 2002 graduate of the University of Memphis with a bachelor's degree in exercise and sport science.

The native of McComb, Miss., is a certified member of the National Athletic Trainers' Association and a Performance Enhancement Specialist through the National Academy of Sports Medicine.

MICHAEL **STONE**

ACADEMIC COUNSELOR
(15TH SEASON)

Michael Stone is entering his 15th year working with student-athletes in the Center for Academic and Tutorial Services and his 13th year working with the men's basketball team.

Stone, a native of Clay City, Ky., has made a positive impact on the Kentucky men's basketball program during his tenure. A tireless worker, Stone has assisted current and former student-athletes in their academic responsibilities and post-graduation aspirations. He has been instrumental in the recent success of the Wildcats in the classroom.

In addition to his responsibilities with the men's basketball program, Stone serves as the academic counselor for Kentucky's baseball team. Under his guidance, nine men's basketball players posted a 3.00 or better grade-point average last spring and finished tied with Vanderbilt atop the Southeastern Conference for the highest Academic Progress Rate score.

Prior to the start of the 2010 season the Kentucky men's basketball team received an NCAA APR public recognition award for placing in the top 10 percent of the nation's Division I men's basketball APR scores.

Stone is an active member of the National Association of Academic Advisors for Athletics. He currently serves as the Region II Representative for the Student-Athlete Recognition Committee which honors student-athletes who have overcome great obstacles to achieve academic success while participating in intercollegiate athletics.

Stone received both a B.S. in economics and a B.B.A. in marketing (1997), as well as his master's in sports management (2002) from UK.

CLIF **WILLIAMS**

COORDINATOR OF
BASKETBALL SYSTEMS

Clif Williams is entering his second year on the staff, and his first as Coordinator of Basketball Systems. Williams is currently completing his undergrad in secondary education and will enter the Master's in teaching program.

Williams is in charge of film breakdown and analysis, assists in opponent scouting reports and day to day ops. Additionally, he will assist in film exchange, opponent and self scout edits.

In the summer of 2012, he served on Coach Calipari's staff as Dominican National Team video coordinator for CentroBasket and Olympic qualifying tournaments, working alongside NBA advance scout for the Minnesota Timberwolves, Pat Zipfel.

Prior to joining the staff at UK, Williams coached high school basketball in New Orleans and Lexington.

A native of New Orleans, La., Williams resides in Lexington with his wife Amy, and son Bo.

STAFF

Add Bios
Mark Evans
Ray Oliver

2012-13 Managers
From Left: Mark Evans, Blake Perkins, Robert Hatchett, Bo Rodriguez, Andrew Ortelli, Brady Kennedy, Will Barton

Linda Carmack
Men's Basketball Administrative Asst.

Jason Straub
Graduate Athletic Trainer

Jamie Holloway
Media Relations Office Coordinator

Allie Schick
Men's Basketball Student Assistant

Chet White
Director of Photography

Gameday Staff

Lee Mills
Committee of 101 President

Patrick Whitmer
Public Address Announcer

Marcia Stone
Statistics Director

Kenny Bourne
Official Scorer

Donnie Adkins
Shot Clock

Mike Rogers
Scoreboard

UK Athletics Medical Team

Christian Latterman, M.D.
Orthopaedic Team Physician

Darren Johnson, M.D
Orthopaedic Team Physician

Scott Mair, M.D.
Orthopaedic Team Physician

James Jagger, M.D.
Head Team Physician

Rob Hosey, M.D.
Associate Head Team Physician

PRESIDENT

DR. ELI CAPILOUTO

UNIVERSITY PRESIDENT (SECOND YEAR) ALABAMA, 1971

Dr. Eli Capilouto became the 12th President of the University of Kentucky on July 1, 2011.

A native of Montgomery, Alabama, Dr. Capilouto previously served as Provost of the University of Alabama-Birmingham (UAB) and Dean of the UAB School of Public Health – a period of remarkable growth and transformation at one of the leading academic and health sciences institutions in the South.

Since his arrival, Dr. Capilouto has intently engaged with University and community stakeholders to renew our founding mission and vision as a public, Flagship, Land Grant and Research University – what he has termed the Kentucky Promise.

This shared covenant calls upon the University of Kentucky to be a shining beacon for the Commonwealth of Kentucky – building a bright future for the people we serve through a comprehensive academic experience that prepares students to compete in a global, 21st century economy; groundbreaking research and discovery that pushes the boundaries of science and improves industry; and outreach through our extension network and critical care medical enterprise to uplift communities and citizens of the Commonwealth.

Critically important to fulfilling this Promise, Dr. Capilouto has led a process to enhance UK's undergraduate experience by increasing institutional investments in merit-based financial aid, including the prestigious Singletary Scholarship; expanding the University Honors Program; and entering into an innovative public/private partnership to revitalize the core of campus and create a modern living/learning community.

Research at the University of Kentucky is a dynamic enterprise encompassing both traditional scholarship and emerging technologies, and UK's research faculty, staff and students are establishing UK as one of the nation's most prolific public research universities in the nation. Dr. Capilouto is committed to growing the research enterprise through high-quality partnerships, both domestic and international, and by recruiting top scholars across the world.



Essential to the service mission of the University of Kentucky is the advanced patient care and outreach provided by UK HealthCare. As the flagship academic-medical center in the region, UK serves patients through a network of health care professionals around the Commonwealth and by providing acute medical care at UK Chandler Hospital.

Dr. Capilouto holds several undergraduate and graduate degrees from schools within the University of Alabama system, and a Doctorate in Health Policy and Management from Harvard University. He and his wife, Dr. Mary Lynne Capilouto (D.M.D.) a former Dean of the UAB School of Dentistry, have one daughter.

UK Board of Trustees

C.B. Akins, Sr.
Stephen Bilas
William C. Britton
Edward Britt Brockman
Sheila Brothers
Mark Bryant
Jo Hern Curris
William Stamps Farish, Jr.
Oliver Keith Gannon
Carol Martin "Bill" Gatton
Kelly Sullivan Holland
Pamela T. May
Billy Joe Miles
Terry Mobley
Joe Peek
Charles R. Sachatello
C. Frank Shoop
James W. Stuckert
Irina Voro
Barbara Young



ATHLETICS DIRECTOR

MITCH BARNHART

DIRECTOR OF ATHLETICS (11TH YEAR) OTTAWA UNIVERSITY, 1981

Mitch Barnhart is in his 11th year at the University of Kentucky.

Since his arrival in 2002, one of Barnhart's goals has been to build an athletic program competitive in all sports and there has been significant progress in that direction. In the past year alone, Wildcat Athletics totaled four conference championships (tying the record set in 2004-05), four SEC Coaches of the Year and four SEC Players of the Year. The crowning achievement was the men's basketball national championship, the second year in a row that a UK team won a national title.

Combined with other achievements, these feats are fulfilling Barnhart's ambitious course for the future, which was revealed in November 2008 with the 15 by 15 by 15 Plan. The goals are to win at least 15 conference or national championships and rank among the NCAA's top 15 athletic programs by 2015 – all of which would be unprecedented achievements for UK Athletics – while continuing to expand the department's service to the commonwealth of Kentucky. Another goal is a cumulative 3.0 grade-point average for UK's 500-plus student-athletes on an annual basis.

UK's steady improvement in the Directors' Cup standings under Barnhart has been highlighted with two 29th-place finishes in the last three years . It is the school's best showing since Barnhart's arrival, its top finish since 1997-98 and only three slots away from the best mark in school history.

The primary academic target was met during the 2010 spring semester as UK's student-athletes notched a composite 3.04 GPA. but Barnhart wants to continue to see academic success and improvement in the future. In addition, UK has consistently posted strong numbers in the NCAA Academic Progress Rate as every one of UK's 22 varsity sports have avoided penalties in the APR's nine-year existence. School records have been set for graduation rates.

Additional initiatives begun under Barnhart's leadership include fully funding all 22 varsity sports with maximum number of scholarships and coaches; creating the UK Athletics Hall of Fame; initiating the CATSPYs, an awards program that honors the best of UK Athletics; the construction of the Joe Craft Center, a $30 million facility that includes practice and administrative space for a variety of sports; more than $14 million of football facility improvements; and the construction of a new $12 million track the Wildcat Coal Lodge dormitory and a new softball stadium.

Barnhart's influence reaches far beyond the fields of competition. Despite athletics' urgent financial needs, Barnhart directs a $1.7-million annual contribution to the University's scholarship program, an amount he has increased to $3 million for the 2012-13 school year.

Social responsibility in the Commonwealth of Kentucky also is a priority for Barnhart, who is extremely active in community service and encourages UK athletics staff and student-athletes to do the same. In the last two years, UK football players have made educational/service trips to Ethiopia, a program that has been expanded to include athletes from multiple sports. All totaled, UK athletes give approximately 4,000 hours of community service annually.

Barnhart has been involved on the national level as well and in 2010 became the chair of the NCAA Basketball Issues Committee.

Barnhart arrived at UK from Oregon State, where he served four successful years (1998-2002) as athletics director. Before OSU, he worked in athletics administration posts at Tennessee (1986-98), Southern Methodist University (1983-86), Oregon (1983) and San Diego State (1982-83).

Barnhart is a native of Kansas City, Kan. He earned his bachelor's degree from Ottawa University (Kansas) in 1981 and a master's in sports administration from Ohio University in 1982.

His family includes his wife, Connie, three children, Blaire, Scott, Kirby Willoughby and her husband, McKenzie.

2011 - 2012 FINAL STATS

				|-----TOTAL-----|	|-----3-PTS-----|		|--REBOUNDS--|					
## Player	GP-GS	Min/Avg	FG-FGA	Pct	3FG-FGA	Pct	FT-FTA	Pct	Off-Def-Tot-Avg	PF-FO	A	TO	Blk	Stl	Pts/Avg
23 Davis, Anthony	40-40	1281/32.0	210-337	.623	3-20	.150	144-203	.709	119-296-415-10.4	78-1	50	41	186	54	567/14.2
20 Lamb, Doron	40-35	1249/31.2	175-369	.474	76-163	.466	123-149	.826	15-93-108-2.7	72-0	60	44	2	19	549/13.7
03 Jones, Terrence	38-34	1114/29.3	177-354	.500	16-49	.327	99-158	.627	96-176-272-7.2	91-3	51	62	68	49	469/12.3
14 Kidd-Gilchrist, M.	40-39	1245/31.1	160-326	.491	13-51	.255	143-192	.745	103-194-297-7.4	97-5	75	87	37	39	476/11.9
25 Teague, Marquis	40-40	1303/32.6	145-352	.412	26-80	.325	85-119	.714	17-84-101-2.5	91-1	191	109	11	37	401-10.0
01 Miller, Darius	40-11	1043/26.1	143-302	.474	56-149	.376	55-69	.797	36-74-110-2.8	87-0	82	58	13	33	397/9.9
33 Wiltjer, Kyle	40-0	462/11.6	71-162	.438	35-81	.432	22-27	.815	26-44-70-1.8	44-0	16	27	17	5	199/5.0
13 Malone, Sam	6-0	13/2.2	3-6	.500	0-0	.000	0-0	.000	0-2-2-0.3	0-0	1	4	0	0	6/1.0
30 Vargas, Eloy	33-1	198/6.0	12-36	.333	0-1	.000	4-13	.308	20-36-56-1.7	26-0	2	6	10	3	28/0.8
32 Long, Brian	12-0	17/1.4	0-1	.000	0-0	.000	2-4	.500	1-1-2-0.2	0-0	0	0	0	0	2/0.2
05 Polson, Jerrod	11-0	31/2.8	0-2	.000	0-1	.000	1-4	.250	0-4-4-0.4	4-0	1	5	0	2	1/0.1
10 Beckham, Twany	16-0	44/2.8	0-1	.000	0-0	.000	0-0	.000	2-6-8-0.5	0-0	2	1	0	1	0/0.0
TM TEAM.....									52-59-111	3		9			
Total.....	40	8000	1096-2248	.488	225-595	.378	678-938	.723	487-1069-1556-38.9	593-10	531	453	344	242	3095/77.4
Opponents.....	40	8000	889-2379	.374	219-689	.318	426-614	.694	487-799-1286-32.2	750-21	420	466	133	218	2423/60.6

SCORE BY PERIODS:	1st	2nd	OT	Total
Kentucky	1511	1584	-	3095
Opponents	1139	1284	-	2423

DEADBALL REBOUNDS:	OFF	DEF	TOTAL
Kentucky	109	24	133
Opponents	98	17	115

2011 - 2012 FINAL SEC STATS

				|-----TOTAL-----|	|-----3-PTS-----|		|--REBOUNDS--|					
## Player	GP-GS	Min/Avg	FG-FGA	Pct	3FG-FGA	Pct	FT-FTA	Pct	Off-Def-Tot-Avg	PF-FO	A	TO	Blk	Stl	Pts/Avg
23 Davis, Anthony	16-16	535/33.4	97-144	.674	2-8	.250	59-77	.766	47-99-146-9.1	26-0	12	10	79	23	255/15.9
03 Jones, Terrence	16-15	455/28.4	83-149	.557	3-14	.214	44-66	.667	44-63-107-6.7	42-2	20	19	31	20	213/13.3
20 Lamb, Doron	16-11	499/31.2	60-130	.462	32-64	.500	35-41	.854	1-36-37-2.3	24-0	21	12	0	8	187/11.7
14 Kidd-Gilchrist, M.	16-16	509/31.8	53-125	.424	2-16	.125	52-70	.743	39-84-123-7.7	34-2	36	33	16	20	160/10.0
01 Miller, Darius	16-5	396/24.8	54-116	.466	28-65	.431	16-21	.762	5-22-27-1.7	37-0	27	21	3	12	152/9.5
25 Teague, Marquis	16-16	538/33.6	53-132	.402	12-32	.375	30-41	.732	5-39-44-2.8	32-0	78	40	3	11	148/9.3
33 Wiltjer, Kyle	16-0	170/10.6	26-60	.433	16-31	.516	4-6	.667	9-16-25-1.6	12-0	7	9	4	0	72/4.5
30 Vargas, Eloy	12-1	68/5.7	3-11	.273	0-0	.000	1-4	.250	4-7-11-0.9	9-0	0	1	1	1	7/0.6
32 Long, Brian	2-0	2/1.0	0-0	.000	0-0	.000	0-0	.000	0-0-0-0.0	0-0	0	0	0	0	0/0.0
10 Beckham, Twany	7-0	23/3.3	0-1	.000	0-0	.000	0-0	.000	1-3-4-0.6	0-0	0	1	0	1	0/0.0
05 Polson, Jarrod	2-0	5/2.5	0-0	.000	0-0	.000	0-0	.000	0-0-0-0.0	0-0	0	0	0	0	0/0.0
TM TEAM.....									21-28-49	1		4			
Total.....	16		429-868	.494	95-230	.413	241-326	.739	176-397-573-35.8	217-4	201	150	137	96	1194/74.6
Opponents.....	16		346-905	.382	87-270	.322	153-220	.695	183-305-488-30.5	267-5	163	165	58	68	932/58.2

SCORE BY PERIODS:	1st	2nd	OT	Total
Kentucky	589	605	-	1194
Opponents	448	484	-	932

DEADBALL REBS:	OFF	DEF	TOTAL
Kentucky	40	9	49
Opponents	37	3	40

2011 - 2012 TEAM HIGHS & LOWS

Kentucky - Game Highs

POINTS	108	MARIST (11/11/11)
	102	VS INDIANA (3/23/12)
	88	RADFORD (11/23/11)
	87	VS IOWA STATE (3/17/12)
	87	LOYOLA (12/22/11)
	87	CHATTANOOGA (12/17/11)
	87	PORTLAND (11/26/11)
FG MADE	46	MARIST (11/11/11)
	33	CHATTANOOGA (12/17/11)
FG ATT.	75	MARIST (11/11/11)
	69	ST. JOHN'S (12/01/11)
FG PCT.	.613 (46-75)	MARIST (11/11/11)
	.592 (29-49)	SOUTH CAROLINA (01/07/12)
3 PT FG MADE		
	15	GEORGIA (03/01/12)
	12	CHATTANOOGA (12/17/11)
3 PT FG ATT.		
	33	CHATTANOOGA (12/17/11)
	28	VS VANDERBILT (03/11/12)
3 PT FG PCT.		
	600 (9-15)	FLORIDA (02/07/12)
	.556 (15-27)	GEORGIA (03/01/12)
	.556 (10-18)	OLE MISS (02/18/12)
FT MADE	35	VS INDIANA (03/23/12)
	32	LOUISVILLE (12/31/11)
FT ATTEMPTS		
	44	VS BAYLOR (03/25/12)
	43	LOUISVILLE (12/31/11)
FT PCT.	1.000 (11-11)	FLORIDA (02/07/12)
	.946 (35-37)	VS INDIANA (03/23/12)
REBOUNDS		
	57	LOUISVILLE (12/31/11)
	51	RADFORD (11/23/11)
	51	MARIST (11/11/11)
ASSISTS	24	MARIST (11/11/11)
	20	PORTLAND (11/26/11)
STEALS	12	PORTLAND (11/26/11)
	11	RADFORD (11/23/11)
BLOCKS	18	ST. JOHN'S (12/01/11)
	13	ARKANSAS (01/17/12)
	13	VS KANSAS (11/15/11)
	13	MARIST (11/11/11)
TURNOVERS		
	21	LOUISVILLE (12/31/11)
	21	VS OLD DOMINION (11/20/11)
FOULS	23	LOUISVILLE (12/31/11)
	22	VS VANDERBILT (03/11/12)

Opponent - Game Highs

POINTS	90	VS INDIANA (03/23/12)
	74	VANDERBILT (02/25/12)
	73	AT INDIANA (12/10/11)
	72	NORTH CAROLINA (12/03/11)
	71	VS IOWA STATE (03/17/12)
	71	VS VANDERBILT (03/11/12)
	71	VS FLORIDA (03/10/12)
	71	ALABAMA (01/21/12)
FG MADE	36	VS INDIANA (03/23/12)
	29	VS FLORIDA (03/10/12)
FG ATT.	69	VS LOUISVILLE (03/31/12)
	69	VS INDIANA (03/23/12)
FG PCT	.522 (36-69)	VS INDIANA (03/23/12)
	.483 (29-60)	VS FLORIDA (03/10/12)
3 PT FG MADE		
	11	VS FLORIDA (03/10/12)
	11	NORTH CAROLINA (12/03/11)
	11	PORTLAND (11/26/11)
3 PT FG ATT.		
	27	FLORIDA (02/07/12)
	27	CHATTANOOGA (12/17/11)
	27	VS PENN STATE (11/19/11)
3 PT FG PCT.		
	.714 (5-7)	ALABAMA (01/21/12)
	.611 (11-18)	NORTH CAROLINA (12/03/11)
FT MADE	21	VS VANDERBILT (03/11/12)
	21	VS KANSAS (11/15/11)
FT ATT.	32	VS VANDERBILT (03/11/12)
	27	LOUISVILLE (12/31/11)
	27	ST JOHN'S (12/01/11)
	27	VS KANSAS (11/15/11)
FT PCT.	1.000 (11-11)	AT FLORIDA (03/04/12)
	1.000 (2-2)	VS FLORIDA (03/10/12)
REBOUNDS		
	43	ST JOHN'S (12/01/11)
	40	VS LOUISVILLE (03/31/12)
	40	VS VANDERBILT (03/11/12)
ASSISTS	18	VS FLORIDA (03/10/12)
	17	NORTH CAROLINA (12/03/11)
STEALS	13	VS LSU (03/09/12)
	12	LOUISVILLE (12/31/11)
	12	LAMAR (12/28/11)
BLOCKS	9	AT SOUTH CAROLINA (02/04/12)
	8	LOUISVILLE (12/31/11)
TURNOVERS		
	19	ST JOHN'S (12/01/11)
	18	AT INDIANA (12/10/11)
	18	RADFORD (11/23/11)
FOULS	32	VS BAYLOR (03/25/12)
	29	LOUISVILLE (12/31/11)

Kentucky - Game Lows

POINTS	57	AT GEORGIA (01/24/12)
	60	VS LSU (03/09/12)
	62	VS OLD DOMINION (11/20/11)
	64	VS VANDERBILT (03/11/12)
	65	AT TENNESSEE (01/14/12)
FG MADE	17	LOUISVILLE (12/31/11)
	18	VS LSU (03/09/12)
FG ATT.	41	TENNESSEE (01/31/12)
	42	VS LSU (03/09/12)
FG PCT.	.298 (17-57)	LOUISVILLE (12/31/11)
	.359 (23-64)	VS VANDERBILT (03/11/12)
3 PT FG MADE		
	1	TENNESSEE (01/31/12)
	1	VS LSU (03/09/12)
3 PT FG ATT.		
	5	AT TENNESSEE (01/14/12)
	7	AT INDIANA (12/10/11)
	7	VS LOUISVILLE (03/31/12)
3 PT FG PCT.		
	.100 (1-10)	TENNESSEE (01/31/12)
	.125 (1-8)	VS LSU (03/09/12)
FT MADE	7	AT GEORGIA (01/24/12)
	7	AT FLORIDA (03/04/12)
FT ATT.	11	FLORIDA (02/07/12)
	11	GEORGIA (03/01/12)
	11	AT FLORIDA (03/04/12)
FT PCT.	.550 (11-20)	VS LOUISVILLE (03/31/12)
	.552 (16-29)	VS KANSAS (11/15/11)
REBOUNDS		
	29	AT AUBURN (01/11/12)
	30	AT INDIANA (12/10/11)
	30	SOUTH CAROLINA (01/07/12)
ASSISTS	7	AT TENNESSEE (01/14/12)
	8	VS LSU (03/09/12)
STEALS	2	LOYOLA (12/22/11)
	2	AT GEORGIA (01/24/12)
	2	VS WESTERN KENTUCKY (03/15/12)
	2	VS IOWA STATE (03/17/12)
BLOCKS	4	VS FLORIDA (03/10/12)
	4	VS INDIANA (03/23/12)
TURNOVERS		
	3	AT SOUTH CAROLINA (02/04/12)
	4	PORTLAND (11/26/11)
FOULS	8	VS FLORIDA (03/10/12)
	9	GEORGIA (03/01/12)
	9	AT FLORIDA (03/04/12)

Opponent - Game Lows

POINTS	40	RADFORD (11/23/11)
	44	AT GEORGIA (01/24/12)
	44	TENNESSEE (01/31/12)
	47	VS PENN STATE (11/19/11)
	49	GEORGIA (03/01/12)
FG MADE	16	TENNESSEE (1/31/12)
	17	RADFORD (11/23/11)
FG ATT.	46	SAMFORD (12/20/11)
	50	ALABAMA (01/21/12)
FG PCT.	.262 (17-65)	RADFORD (11/23/11)
	.269 (18-67)	VS PENN STATE (11/19/11)
3 PT FG MADE		
	1	AT AUBURN (01/11/12)
	1	AT LSU (01/28/12)
3 PT FG ATT.		
	5	OLE MISS (02/18/12)
	7	ALABAMA (01/21/12)
3 PT FG PCT.		
	.080 (2-25)	RADFORD (11/23/11)
	.083 (1-12)	AT AUBURN (01/11/12)
FT MADE	1	AT GEORGIA (01/24/12)
	2	VS FLORIDA (03/10/12)
FT ATT.	2	VS FLORIDA (03/10/12)
	3	AT GEORGIA (01/24/12)
FT PCT.	.333 (1-3)	AT GEORGIA (01/24/12)
	.333 (4-12)	VS PENN STATE (11/19/11)
REBOUNDS		
	22	SAMFORD (12/20/11)
	23	UALR (01/03/12)
ASSISTS	5	ARKANSAS (01/17/12)
	6	LOUISVILLE (12/31/11)
STEALS	0	AT SOUTH CAROLINA (02/04/12)
	1	PORTLAND (11/26/11)

2011 - 2012 TEAM HIGHS & LOWS

BLOCKS 0 ....CHATTANOOGA (12/17/11)
0 ....SAMFORD (12/20/11)

TURNOVERS
6 ....AT GEORGIA (01/24/12)
7 ....VANDERBILT (02/25/12)
7 ....GEORGIA (03/01/12)
7 ....AT FLORIDA (03/04/12)
7 ....VS IOWA STATE (03/17/12)

FOULS 9 ....GEORGIA (03/01/12)
10 ....AT FLORIDA (03/04/12)

Kentucky - Individual Game Highs

POINTS 28 ....Davis vs. Vanderbilt (02/25/12)
27 ....Jones at LSU (01/28/12)
27 ....Davis vs. Arkansas (01/17/12)
26 ....Lamb vs. Samford (12/20/11)
26 ....Jones vs. St. John's (12/01/11)
26 ....Lamb vs. Penn State (11/19/11)

FG Made 10 ....Teague vs. Iowa State (03/17/12)
10 ....Davis vs. Vanderbilt (02/25/12)
10 ....Jones at LSU (01/28/12)
10 ....Davis vs. Arkansas (01/27/12)
10 ....Lamb vs. Chattanooga (12/17/11)
10 ....Davis vs. Marist (11/11/11)

Field Goal Att.
17 ....Miller vs. Vanderbilt (03/11/12)
17 ....Lamb vs. Chattanooga (12/17/11)

FG PCT (MIN 5 MADE)
1.000 (6-6) ....Davis at LSU (01/28/12)
.909 (10-11) Davis vs. Vanderbilt (02/25/12)

3-PT FG MADE
5 ....Lamb vs Iowa State (03/17/12)
5 ....Miller vs. Georgia (03/01/12)

3-PT FG ATT.
9 ....Miller vs. Vanderbilt (03/11/12)
9 ....Miller vs. Georgia (03/01/12)
9 ....Lamb vs Chattanooga (12/17/11)

3-PT FG PCT (MIN 2 MADE)
1.000 (4-4) ....Miller at Georgia (01/24/12)
1.000 (3-3) ..Lamb at S. Carolina (02/04/12)
1.000 (3-3)Teague vs. Penn State (11/19/11)
1.000 (2-2) ....Miller vs. Indiana (03/23/12)
1.000 (2-2) ....Jones vs. Portland (11/26/11)

FT MADE 12 ....Davis vs. Louisville (12/31/11)
11 ....Jones vs. St. John's (12/01/11)

FT ATT. 16 ....Jones vs. St. John's (12/01/11)
13 ....Davis vs. Louisville (12/31/11)
13 ....Kidd-Gilchrist vs. Louisville (12/31/11)

FT PCT (MIN 8 MADE)
1.000 (10-10)Kidd-Gilchrist vs. IU (03/23/12)
1.000 (8-8) Lamb vs. Indiana (03/23/12)
1.000 (8-8) Kidd-Gilchrist vs. RU (11/23/11)

REBOUNDS
19 ....Kidd-Gilchrist vs. Louisville (12/31/11)
18 ....Davis vs. Chattanooga (12/17/11)

ASSISTS 10 ....Teague vs. Florida (02/07/12)
9 ....Teague vs. Arkansas (01/17/12)

STEALS 4 ....Davis vs. Alabama (01/21/12)
4 ....Jones vs. St. John's (12/01/11)
4 ....Teague vs. Portland (11/26/11)

BLOCKS 8 ....Davis at South Carolina (02/04/12)
8 ....Davis vs. St. John's (12/01/11)

TURNOVERS
8 ....Miller vs. Louisville (12/31/11)
6 ....Kidd-Gilchrist vs. UALR (01/03/12)
6 ....Teague vs. Lamar (12/28/11)
6 ....Jones at Indiana (12/10/11)
6 ....Teague vs. Old Dominion (11/20/11)
6 ....Teague vs. Kanas (11/15/11)

FOULS 5 ....Kidd-Gilchrist vs. Baylor (03/25/12)
5 ....Jones vs. Iowa State (03/17/12)
5 ....Kidd-Gilchrist vs. Vanderbilt (03/11/12)
5 ....Jones vs. Vanderbilt (02/25/12)
5 ....Kidd-Gilchrist vs. Vanderbilt (02/25/12)
5 ....Kidd-Gilchrist vs. Alabama (01/21/12)
5 ....Jones at Tennessee (01/14/12)
5 ....Teague vs. Louisville (12/31/11)
5 ....Kidd-Gilchrist vs. Loyola (12/22/11)
5 ....Davis vs. Old Dominion (11/20/11)

Opponent - Individual Game Highs

POINTS 30 ....Smith vs. Louisville (12/31/11)
29 ....James vs. Lamar (12/28/11)
27 ....Watford vs. Indiana (03/23/12)
24 ....Murphy vs. Florida (03/10/12)
23 ....White vs. Iowa State (03/17/12)

FG MADE 13 ....James vs. Lamar (12/28/11)
10 ....Young at Florida (03/04/12)
10 ....Smith vs. Louisville (12/31/11)

FG ATT 29 ....James vs. Lamar (12/28/11)
20 ....Watford vs. Indiana (03/23/12)
20 ....Smith vs. Louisville (12/31/11)

FG PCT (MIN 5 MADE)
.875 (7-8) ....Etherly vs. Loyola (12/22/11)
.778 (7-9) ..Williams vs. Georgia (03/01/12)

3-POINT FG MADE
6 ....Mitrovic vs. Portland (11/26/11)
5 ....Woolridge vs. Tennessee (01/31/12)

3-POINT FG ATT
12 ....Mitrovic vs. Portland (11/26/11)
11 ....Bell vs. Chattanooga (12/17/11)

3-PT FG PCT (MIN 2 MADE)
1.000 (4-4) ....Murphy vs. Florida (03/10/12)
1.000 (2-2) Gill at South Carolina (02/04/12)
1.000 (2-2) Releford vs. Alabama (01/21/12)
1.000 (2-2) ..Sheehey at Indiana (12/10/11)

FT MADE 15 ....Taylor vs. Kansas (11/15/11)
8 ....Acy vs. Baylor (03/25/12)
8 ....Jenkins vs. Vanderbilt (03/11/12)
8 ....Bost at Mississippi State (02/21/12)
8 ....Harkless vs. St. John's (12/01/11)

FT ATT 17 ....Taylor vs. Kanas (11/15/11)
10 ....Ezeli vs. Vanderbilt (03/11/12)
10 ....Maymon at Tennessee (01/14/12)
10 ....Smith vs. Louisville (12/31/11)
10 ....Harkless vs. St. John's (12/01/11)

FT PCT (MIN 6 MADE)
1.000 (8-8) ....Acy vs. Baylor (03/25/12)
1.000 (8-8)....Bost at Miss. State (02/21/12)
1.000 (6-6) ....Miles vs. Lamar (12/28/11)
1.000 (6-6) ....Zeller vs. UNC (12/03/11)

REBOUNDS
17 ....Robinson vs. Kansas (04/02/12)
12 ....Dieng vs. Louisville (03/31/12)
12 ....Green vs. Alabama (01/21/12)
12 ....Cooper vs. Old Dominion (11/20/11)
12 ....Robinson vs. Kansas (11/15/11)

ASSISTS 9 ....Hulls vs. Indiana (03/23/12)
8 ....Marshall vs. North Carolina (12/03/11)

STEALS 5 ....Hickey vs. LSU (03/09/12)
4 ....Stringer vs. LSU (03/09/12)
4 ....Goulbourne vs. Vanderbilt (02/25/12)
4 ....Bost at Mississippi State (02/21/12)
4 ....Stokes vs. Tennessee (01/31/12)
4 ....Guy vs. Ark Little Rock (01/03/12)
4 ....Miles vs. Lamar (12/28/11)
4 ....Hulls at Indiana (12/10/11)
4 ....Bazemore vs. Old Dominion (11/20/11)

BLOCKED 6 ....Dieng vs. Louisville (12/31/11)
4 ....Withey vs. Kansas (04/02/12)
4 ....Dieng vs. Louisville (03/31/12)
4 ....Harris at South Carolina (02/04/12)
4 ....Ebomwonyi vs. Lamar (12/28/11)
4 ....Withey vs. Kansas (11/15/11)

TURNOVERS
5 ....Taylor vs. Kanas (04/02/12)
5 ....Bell vs. Chattanooga (12/17/11)
5 ....Jones III at Indiana (12/10/11)
5 ....Hulls at Indiana (12/10/11)
5 ....Lindsey at St. John's (12/01/11)
5 ....Harkless vs. St. John's (12/01/11)
5 ....Price vs. Radford (11/23/11)
5 ....Releford vs. Kansas (11/15/11)

FOULS 5 ....Releford vs. Kansas (04/02/12)
5 ....Franklin vs. Baylor (03/25/12)
5 ....Sheehey vs. Indiana (03/23/12)
5 ....Oladipo vs. Indiana (03/23/12)
5 ....White vs. Iowa State (03/17/12)
5 ....Palo vs. Iowa State (03/17/12)
5 ....Price vs. Western Kentucky (03/15/12)
5 ....Ezeli vs. Vanderbilt (03/11/12)
5 ....O'Bryant III vs. LSU (03/09/12)
5 ....Turner vs. LSU (03/09/12)
5 ....Taylor at Vanderbilt (02/11/12)
5 ....Hamilton at LSU (01/28/12)
5 ....Mitchell vs. Alabama (01/21/12)
5 ....Steele vs. Alabama (01/21/12)
5 ....Mickelson vs. Arkansas (01/17/12)
5 ....Javes vs. Ark Little Rock (01/03/12)
5 ....Behanan vs. Louisville (12/31/11)
5 ....Walker vs. Loyola (12/22/11)
5 ....Olson vs. Loyola (12/22/11)
5 ....Lindsey vs. St. John's (12/01/11)
5 ....Robinson vs. Kanas (11/15/11)

2011 - 2012 POINTS-REBOUNDS-ASSISTS

Opponent	Date	Score	WL	01 MILLER	03 JONES	05 POLSON	10 BECKHAM	13 MALONE	14 KIDD-GILCH.	20 LAMB	23 DAVIS	25 TEAGUE	30 VARGAS	32 LONG	33 WILTJER
MARIST	11/11/11	108-58	W	8-3-5	8-9-2	0-0-0	DNP	4-0-0	15-7-1	15-5-8	23-10-3	16-4-4	5-8-0	0-0-0	14-4-1
vs. Kansas	11/15/11	75-65	W	5-4-4	15-7-2	DNP	DNP	DNP	12-9-4	17-4-1	14-6-0	12-2-3	0-2-0	DNP	0-0-0
vs. Penn State	11/19/11	85-47	W	0-4-4	15-9-5	1-3-0	DNP	0-0-0	9-3-0	26-4-2	3-6-2	9-1-2	1-8-1	2-1-0	19-2-3
vs. Old Dominion	11/20/11	62-52	W	13-4-5	6-7-0	DNP	DNP	DNP	13-9-2	8-3-0	11-9-1	6-2-2	2-2-0	DNP	3-5-0
RADFORD	11/23/11	88-40	W	6-2-0	17-8-1	0-1-0	DNP	2-2-0	15-9-0	10-5-2	12-6-1	13-3-5	4-4-0	0-0-0	9-8-2
PORTLAND	11/26/11	87-63	W	19-5-1	19-4-3	0-0-0	DNP	0-0-0	11-7-3	9-4-4	13-12-1	14-1-8	0-0-0	0-1-0	2-2-0
ST. JOHN'S	12/1/11	81-59	W	9-4-6	26-9-0	DNP	DNP	0-0-1	5-2-1	16-4-3	15-15-0	5-5-5	3-3-0	0-0-0	2-3-0
NORTH CAROLINA	12/3/11	73-72	W	12-1-0	14-7-1	DNP	DNP	DNP	17-11-1	14-4-2	7-9-1	7-2-4	0-2-0	DNP	0-0-1
at Indiana	12/10/11	73-72	L	8-2-0	4-1-1	DNP	DNP	DNP	18-9-0	19-1-1	6-9-1	15-1-5	2-3-0	DNP	0-0-1
CHATTANOOGA	12/17/11	87-62	W	12-3-0	0-1-1	0-0-0	0-0-0	0-0-0	17-8-6	24-6-0	14-18-1	11-1-8	0-0-1	0-0-0	9-3-0
SAMFORD	12/20/11	82-50	W	17-2-5	DNP	0-0-0	0-3-1	DNP	10-2-2	26-6-0	8-9-0	14-4-5	2-7-0	0-0-0	5-4-0
LOYOLA	12/22/11	87-63	W	13-5-3	DNP	0-0-1	0-1-0	DNP	15-7-4	9-2-2	15-11-0	9-3-3	2-2-0	0-0-0	24-4-1
LAMAR	12/28/11	86-64	W	15-6-1	9-6-2	0-0-0	0-0-0	DNP	18-6-4	12-1-2	10-13-2	15-2-4	0-0-0	0-0-0	7-1-0
LOUISVILLE	12/31/11	69-62	W	7-4-1	2-11-0	DNP	0-0-1	DNP	24-19-1	10-0-2	18-10-0	4-3-5	0-0-0	DNP	4-2-0
vs. Ark. Little-Rock	01/03/12	73-51	W	15-6-3	10-6-1	DNP	0-0-0	DNP	9-10-1	9-5-3	22-16-1	6-1-5	0-1-0	DNP	2-2-0
SOUTH CAROLINA	01/07/12	79-64	W	4-1-4	20-3-1	DNP	DNP	DNP	9-6-2	10-3-2	12-10-0	17-3-4	2-0-0	DNP	5-1-0
at Auburn	01/11/12	68-53	W	9-4-1	12-5-0	DNP	DNP	DNP	7-3-3	14-3-1	14-6-2	12-4-3	0-0-0	DNP	0-0-0
at Tennessee	01/14/12	65-62	W	4-1-0	10-5-1	DNP	0-0-0	DNP	17-12-1	4-4-2	18-8-2	7-1-1	0-1-0	DNP	5-1-0
ARKANSAS	01/17/12	86-63	W	11-2-0	13-9-0	DNP	0-1-0	DNP	10-4-4	14-2-0	27-14-0	7-4-9	0-0-0	DNP	4-2-0
ALABAMA	01/21/12	77-71	W	11-2-4	15-6-1	DNP	DNP	DNP	13-6-1	14-4-2	11-9-0	10-2-1	DNP	DNP	3-1-0
at Georgia	01/24/12	57-44	W	19-0-0	5-7-1	DNP	DNP	DNP	14-11-3	7-1-1	4-11-0	2-7-7	DNP	DNP	6-2-1
at LSU	01/28/12	74-50	W	13-1-1	27-9-1	DNP	0-0-0	DNP	1-8-4	9-3-1	16-10-1	6-2-4	0-3-0	DNP	2-0-0
TENNESSEE	01/31/12	69-44	W	4-1-0	11-6-3	DNP	0-1-0	DNP	16-8-1	9-2-0	18-8-3	9-2-4	0-1-0	DNP	2-5-0
at South Carolina	02/04/12	86-52	W	5-2-4	16-6-4	DNP	0-2-0	DNP	7-5-3	18-4-1	22-8-1	4-0-3	2-1-0	DNP	12-4-1
FLORIDA	02/07/12	78-58	W	9-1-2	4-7-1	DNP	DNP	DNP	13-13-3	18-3-1	16-6-1	12-3-10	0-0-0	DNP	6-3-0
at Vanderbilt	02/11/12	69-63	W	5-2-2	14-9-0	DNP	DNP	DNP	4-7-1	16-2-1	15-8-0	13-4-8	DNP	DNP	2-1-0
OLE MISS	02/18/12	77-62	W	14-1-1	15-11-2	0-0-0	0-0-0	DNP	4-7-2	16-1-3	10-6-1	5-2-8	0-0-0	0-0-0	13-1-1
at Mississippi State	02/21/12	73-64	W	12-3-3	11-6-1	DNP	DNP	DNP	18-10-1	11-1-2	13-11-1	8-2-2	0-0-0	DNP	0-0-0
VANDERBILT	02/25/12	83-74	W	9-3-2	12-6-0	DNP	DNP	DNP	8-8-3	9-1-0	28-11-0	16-4-6	1-0-0	DNP	0-0-0
GEORGIA	03/01/12	79-49	W	17-2-3	9-8-3	0-0-0	0-0-0	DNP	12-7-0	13-2-3	9-8-0	8-2-4	2-5-0	0-0-0	9-2-3
at Florida	03/04/12	74-59	W	6-1-0	19-4-1	DNP	DNP	DNP	7-8-4	5-1-1	22-12-0	12-2-4	DNP	DNP	3-2-1
vs. LSU	03/09/12	60-51	W	0-2-1	15-11-0	DNP	DNP	DNP	19-9-1	12-3-0	12-14-1	2-0-5	DNP	DNP	0-0-0
vs. Florida	03/10/12	74-71	W	0-1-3	15-9-1	DNP	DNP	DNP	10-8-1	16-2-0	15-12-3	15-3-5	DNP	DNP	3-1-1
vs. Vanderbilt	03/11/12	71-64	L	16-3-4	12-11-0	DNP	0-0-0	DNP	5-0-0	11-1-0	12-10-2	0-3-6	0-1-0	DNP	8-1-0
vs. Western Kentucky	03/15/12	81-66	W	6-4-3	22-10-2	0-0-0	0-0-0	DNP	9-7-2	16-4-0	16-9-3	12-2-4	0-1-0	0-0-0	0-2-0
vs. Iowa State	03/17/12	87-71	W	19-6-3	8-11-3	DNP	DNP	DNP	2-7-1	16-0-0	15-12-5	24-4-7	DNP	DNP	3-0-0
vs. Indiana	03/23/12	102-90	W	19-3-0	12-5-0	DNP	0-0-0	DNP	24-10-1	21-3-2	9-12-2	14-3-7	0-1-0	DNP	3-0-0
vs. Baylor	03/25/12	82-70	W	8-0-3	12-9-6	DNP	DNP	DNP	19-5-1	14-1-1	18-11-1	8-3-3	0-0-0	DNP	3-0-0
vs. Louisville	03/31/12	69-61	W	13-3-0	6-7-0	DNP	DNP	DNP	9-4-1	10-1-1	18-14-2	8-2-5	0-0-0	DNP	5-1-0
vs. Kansas	04/02/12	67-59	W	5-6-0	9-7-0	DNP	DNP	DNP	11-6-1	22-2-3	6-16-5	14-2-3	0-0-0	DNP	0-0-0

2011 - 2012 RESULTS

Overall 38-2 • Home 18-0 • Away 8-1 • Neutral 12-1

Date		Opponent	W/L	Result	High Scorer	High Rebounder
11/11/11		Marist	W	108-58	(23) Davis	(10) Davis
11/15/11	#	vs. Kansas	W	75-65	(17) Lamb	(9) Kidd-Gilchrist
11/19/11	%	vs. Penn State	W	85-47	(26) Lamb	(9) Jones
11/20/11	%	vs. Old Dominion	W	62-52	(13) Kidd-Gilchrist, Miller	(9) Davis, Kidd-Gilchrist
11/23/11	%	vs. Radford	W	88-40	(17) Jones	(9) Kidd-Gilchrist
11/26/11		Portland	W	87-63	(19) Jones, Miller	(12) Davis
12/01/11	&	St. John's	W	81-59	(26) Jones	(15) Davis
12/03/11		North Carolina	W	73-72	(17) Kidd-Gilchrist	(13) Kidd-Gilchrist
12/10/11		at Indiana	L	73-72	(19) Lamb	(9) Davis, Kidd-Gilchrist
12/17/11		Chattanooga	W	87-62	(24) Lamb	(18) Davis
12/20/11		Samford	W	82-50	(26) Lamb	(9) Davis
12/22/11		Loyola	W	87-63	(24) Wiltjer	(11) Davis
12/28/11		Lamar	W	86-64	(18) Kidd-Gilchrist	(13) Davis
12/31/11		Louisville	W	69-62	(24) Kidd-Gilchrist	(19) Kidd-Gilchrist
01/03/12		N vs. Ark. Little Rock	W	73-51	(22) Davis	(16) Davis
01/07/12	*	South Carolina	W	79-64	(20) Jones	(10) Davis
01/11/12	*	at Auburn	W	68-53	(14) Davis, Lamb	(6) Davis
01/14/12	*	at Tennessee	W	65-62	(18) Davis	(12) Kidd-Gilchrist
01/17/12	*	Arkansas	W	86-63	(27) Davis	(14) Davis
01/21/12	*	Alabama	W	77-71	(15) Jones	(9) Davis
01/24/12	*	at Georgia	W	57-44	(19) Miller	(11) Davis, Kidd-Gilchrist
01/28/12	*	at LSU	W	68-70	(27) Jones	(10) Davis
01/31/12	*	Tennessee	W	69-44	(18) Davis	(8) Davis, Kidd-Gilchrist
02/04/12	*	at South Carolina	W	86-52	(22) Davis	(8) Davis
02/07/12	*	Florida	W	78-58	(18) Lamb	(13) Kidd-Gilchrist
02/11/12	*	at Vanderbilt	W	69-63	(16) Lamb	(9) Jones
02/18/12	*	Ole Miss	W	77-62	(16) Lamb	(11) Jones
02/21/12	*	at Mississippi State	W	73-64	(18) Kidd-Gilchrist	(11) Davis
02/25/12	*	Vanderbilt	W	83-74	(28) Davis	(11) Davis
03/01/12	*	Georgia	W	79-49	(17) Miller	(8) Davis, Jones
03/04/12	*	at Florida	W	74-59	(22) Davis	(12) Davis
03/09/12	^	vs. LSU	W	60-51	(19) Kidd-Gilchrist	(14) Davis
03/10/12	^	vs. Florida	W	74-71	(16) Lamb	(12) Davis
03/11/12	^	vs. Vanderbilt	L	71-64	(16) Miller	(11) Jones
03/15/12	@	vs. Western Ketnucky	W	81-66	(22) Jones	(10) Jones
03/17/12	@	vs. Iowa State	W	87-71	(24) Teague	(12) Davis
03/23/12	=	vs. Indiana	W	102-90	(24) Kidd-Gilchrist	(12) Davis
03/25/12	=	vs. Baylor	W	82-70	(19) Kidd-Gilchrist	(11) Davis
03/31/12	$	vs. Louisville	W	69-61	(18) Davis	(14) Davis
03/25/12	$	vs. Kansas	W	67-59	(22) Lamb	(16) Davis

- Champions Classic (New York - Madison Square Garden);
%- Hall of Fame Tip-Off (Uncasville, Conn. - Mohegan Sun);
& - HTC Big East/SEC Challenge (Lexington, Ky.)
N - Freedom Hall (Louisville, Ky.)

^ - SEC Tournament (New Orleans - New Orleans Arena)
@ - NCAA 2nd and 3rd Rounds (Louisville, Ky. - Yum! Center)
= - NCAA Regoinal Finals (Atlanta, Ga. - Georgia Dome)
$ - Final Four (New Orleans, La., Mercedes-Benz Superdome)

UK in the Weekly Polls

Date	AP/USA	Date	AP/USA	Date	AP/USA
Preseason	2/2	Dec. 26	3/3	Feb. 13	1/1
Nov. 14	2/2	Jan. 2	2/2	Feb. 20	1/1
Nov. 21	2/2	Jan. 9	2/2	Feb. 27	1/1
Nov. 28	1/1	Jab. 16	2/2	March 5	1/1
Dec. 5	1/1	Jan. 23	1/1	March 12	1/1
Dec. 12	3/3	Jan.30	1/1	March 29	--/1
Dec. 19	3/3	Feb. 6	1/1		

Attendance

Site	Games	Total	Avg/Game
Home	18	426,978	*23,721
Away	9	458,975	13,733
Neutral	13	-	25,799

*Led NCAA

2011 - 2012 GAME-BY-GAME STATISTICS

Opponent	Date	Score	W/L	FG-FGA	Pct	3FG-FGA	Pct	FT-FTA	Pct	Rebounds Off-Def-Tot	PF	A	TO	Blk	Stl	Pts
UK	11/11/11	108-58	W	46-75	.613	4-10	.400	12-15	.800	15-36-51	18	24	9	13	8	108
MARIST				20-63	.317	6-18	.333	12-23	.522	13-16-29	15	10	14	4	2	58
UK	11/15/11	75-65	W	26-51	.510	7-15	.467	16-29	.552	8-26-34	20	14	19	13	5	75
vs. Kansas				20-59	.339	4-15	.267	21-27	.778	14-25-39	25	9	14	5	10	65
UK	11/19/11	85-47	W	28-53	.528	10-20	.500	19-29	.655	10-35-45	16	19	10	8	7	85
vs Penn State				18-67	.269	7-27	.259	4-12	.333	18-21-39	22	9	12	3	4	47
UK	11/20/11	62-52	W	24-53	.453	4-13	.308	10-17	.588	13-30-43	17	10	21	9	7	62
vs Old Dominion				18-56	.321	5-15	.333	11-17	.647	11-22-33	19	8	12	2	9	52
UK	11/23/11	88-40	W	31-62	.500	5-15	.333	21-24	.875	15-36-51	11	11	16	10	11	88
RADFORD				17-65	.262	2-25	.080	4-5	.800	12-18-30	20	8	18	2	8	40
UK	11/26/11	87-63	W	28-62	.452	7-17	.412	24-35	.686	13-25-38	10	20	4	9	12	87
PORTLAND				23-61	.377	11-23	.478	6-8	.750	13-26-39	24	14	17	2	1	63
UK	12/1/11	81-69	W	28-69	.406	5-16	.313	20-30	.667	20-28-48	18	16	12	18	9	81
ST. JOHN'S				19-60	.317	2-13	.154	19-27	.704	17-26-43	20	9	19	6	6	59
UK	12/3/11	73-72	W	28-63	.444	4-17	.235	13-18	.722	16-22-38	12	9	9	7	7	73
NORTH CAROLINA				25-60	.417	11-18	.611	11-14	.786	15-21-36	16	17	13	6	2	72
UK	12/10/11	73-72	L	30-54	.556	2-7	.286	10-17	.588	10-20-30	13	9	17	7	10	72
at Indiana				25-58	.431	9-15	.600	14-17	.824	14-16-30	16	12	18	2	7	73
UK	12/17/11	87-62	W	33-68	.485	12-33	.364	9-14	.643	12-30-42	17	17	13	6	5	87
CHATTANOOGA				21-63	.333	8-27	.296	12-17	.706	11-25-36	17	13	15	0	7	62
UK	12/20/11	82-50	W	31-62	.500	9-21	.429	11-14	.786	16-22-38	12	13	7	7	7	82
SAMFORD				20-46	.435	3-16	.188	7-10	.700	5-17-22	14	12	14	0	4	50
UK	12/22/11	87-63	W	28-52	.538	3-12	.250	28-37	.757	11-27-38	17	14	10	5	2	87
LOYOLA				25-61	.410	5-15	.333	8-16	.500	12-18-30	25	12	9	1	4	63
UK	12/28/11	86-64	W	26-53	.491	7-14	.500	27-33	.818	10-26-36	13	15	17	10	4	86
LAMAR				25-65	.385	2-12	.167	12-15	.800	14-22-36	21	9	15	5	12	64
UK	12/31/11	69-62	W	17-57	.298	3-16	.188	32-43	.744	20-37-57	23	10	21	7	6	69
LOUISVILLE				20-62	.323	4-18	.222	18-27	.667	10-21-31	29	6	14	8	12	62
UK	1/3/12	73-51	W	28-56	.500	6-16	.375	11-16	.688	20-30-50	17	14	19	12	3	73
vs. Little Rock Arkansas				19-61	.311	6-17	.353	7-10	.700	12-11-23	17	9	9	2	10	51
UK	1/7/12	79-64	W	29-49	.592	5-11	.455	16-22	.727	7-23-30	11	13	15	8	4	79
SOUTH CAROLINA				25-64	.391	6-22	.273	8-10	.800	16-16-32	18	10	12	3	8	64
UK	1/11/12	68-53	W	23-57	.404	7-20	.350	15-18	.833	13-16-29	16	10	8	7	10	68
at Auburn				21-51	.412	1-12	.083	10-12	.833	16-19-35	19	12	15	4	2	53
UK	1/14/12	65-62	W	21-49	.429	2-5	.400	21-29	.724	10-25-35	20	7	13	8	8	65
at Tennessee				21-52	.404	6-17	.353	14-20	.700	9-23-32	22	12	15	5	4	62
UK	1/17/12	86-63	W	32-56	.571	3-11	.273	19-25	.760	9-29-38	13	13	12	13	5	86
ARKANSAS				23-57	.404	5-15	.333	12-18	.667	6-20-26	19	5	11	3	4	63
UK	1/21/12	77-71	W	22-51	.431	6-14	.429	27-40	.675	13-18-31	18	9	8	9	9	77
ALABAMA				24-50	.480	5-7	.714	18-25	.720	10-25-35	27	11	14	2	3	71
UK	1/24/12	57-44	W	21-48	.438	8-18	.444	7-12	.583	9-32-41	12	13	11	10	2	57
at Georgia				19-55	.345	5-18	.278	1-3	.333	6-20-26	11	9	6	4	8	44
UK	1/28/12	74-50	W	26-55	.473	7-15	.467	15-26	.577	16-23-39	12	12	6	8	8	74
at LSU				21-53	.396	1-9	.111	7-11	.636	11-18-29	18	13	9	4	2	50
UK	1/31/12	69-49	W	22-41	.537	1-10	.100	24-27	.889	6-28-34	15	11	11	11	6	73
TENNESSEE				16-57	.281	7-18	.389	5-7	.714	13-16-29	23	7	11	1	6	49
UK	2/4/12	86-52	W	32-62	.516	6-14	.429	16-21	.762	15-26-41	13	17	3	11	6	86
at South Carolina				18-59	.305	9-20	.450	7-15	.467	13-17-30	16	10	8	9	0	52
UK	2/7/12	78-58	W	29-55	.527	9-15	.600	11-11	1.000	13-25-38	13	18	13	6	4	78
FLORIDA				22-63	.349	6-27	.222	8-12	.667	18-13-31	12	9	9	2	3	58
UK	2/11/12	69-63	W	28-58	.483	3-14	.214	10-15	.667	10-25-35	16	12	6	12	4	69
at Vanderbilt				23-63	.365	8-21	.381	9-14	.643	17-21-38	15	14	10	4	4	63
UK	2/18/12	77-62	W	28-58	.483	10-18	.556	11-17	.647	12-22-34	12	18	12	6	7	77
OLE MISS				25-53	.472	3-5	.600	9-14	.643	5-20-25	13	8	12	2	6	62
UK	2/21/12	73-64	W	25-57	.439	6-16	.375	17-21	.810	11-25-36	10	10	9	5	7	73
at Mississippi State				22-54	.407	9-20	.450	11-15	.733	9-23-32	17	13	12	4	5	64
UK	2/25/12	83-74	W	32-56	.571	2-10	.200	17-20	.850	10-27-37	18	11	9	8	5	83
VANDERBILT				26-63	.413	7-18	.389	15-23	.652	16-13-29	18	7	7	4	6	74
UK	3/1/12	79-49	W	28-57	.491	15-27	.556	8-11	.727	11-28-39	9	16	8	6	4	79
GEORGIA				19-56	.339	3-19	.158	8-10	.800	9-20-29	9	9	7	5	4	49

2011 - 2012 GAME-BY-GAME STATISTICS (CONT.)

UK	3/4/12	74-59	W	31-59	.525	5-12	.417	7-11	.636	11-25-36	10	11	6	9	7	74
at Florida				21-55	.382	6-22	.273	11-11	1.000	9-21-30	9	14	7	2	3	59
UK	3/9/12	60-51	W	18-24	.429	1-8	.125	23-33	.697	9-33-42	14	11	6	9	7	60
vs. LSU (SEC Tournament)				20-68	.294	3-14	.214	8-10	.800	14-22-36	23	14	7	2	3	51
UK	3/10/12	74-71	W	27-60	.450	5-17	.294	15-20	.750	16-23-39	8	14	6	4	5	74
vs. Florida (SEC Tournament)				29-60	.483	11-22	.500	2-2	1.000	7-18-25	15	18	8	1	3	71
UK	3/17/11	71-64	L	23-64	.359	6-28	.214	12-19	.632	15-22-37	22	12	8	8	6	64
vs Vanderbilt (SEC Tournament)				22-51	.431	6-18	.333	21-32	.656	12-28-40	17	8	11	2	5	71
UK	3/15/12	81-66	W	30-54	.556	3-10	.300	18-25	.720	9-30-39	14	14	12	9	2	71
vs.Western Kentucky (NCAA)				25-63	.397	6-15	.400	10-16	.625	10-20-30	19	10	10	2	6	63
UK	3/17/12	87-71	W	31-56	.554	10-20	.500	15-22	.682	12-28-40	19	19	11	5	2	87
vs. Iowa State (NCAA)				25-61	.410	3-22	.136	18-25	.720	12-19-31	18	7	7	2	6	71
UK	3/23/12	102-90	W	31-64	.484	5-10	.500	35-37	.946	15-24-39	18	12	6	4	3	102
vs. Indiana (NCAA)				36-69	.522	5-18	.278	13-17	.765	12-19-31	27	16	8	2	3	90
UK	3/25/12	82-70	W	24-45	.533	4-9	.444	30-44	.682	8-24-32	18	15	13	9	9	82
vs. Baylor (NCAA)				25-64	.391	4-14	.286	16-19	.842	16-18-34	32	15	14	5	5	70
UK	3/31/12	69-61	W	28-49	.571	2-7	.286	11-20	.550	6-27-33	14	9	14	7	7	69
vs. Louisville (NCAA)				24-69	.348	4-11	.364	9-13	.692	19-21-40	16	7	12	4	5	61
UK	4/2/12	67-59	W	23-56	.411	6-14	.429	15-21	.714	12-31-43	15	12	11	11	4	67
vs. Kansas (NCAA Championship)				22-62	.355	5-11	.455	10-15	.667	11-24-35	16	9	9	5	6	59
Kentucky		**3095**		**1096-2248**	**.488**	**225-595**	**.378**	**678-938**	**.723**	**487-1609-1556**	**593**	**531**	**453**	**344**	**242**	**3095**
Opponents		**2423**		**889-2379**	**.374**	**219-689**	**.318**	**426-614**	**.694**	**487-799-1286**	**750**	**420**	**466**	**133**	**218**	**2423**

Home games in all CAPS.



2011-2012 ADDITIONAL STATS

Kentucky's Record When...

	ALL	SEC
Leading or tied at halftime:	33-1	13-0
Trailing at halftime:	5-1	3-0
Shoot 50% or higher:	18-1	7-0
Shoot less than 50%:	20-1	9-0
Shoot higher % than opp.:	33-1	14-0
Shoot lower % than opp.:	5-1	2-0
Opp. shoot worse than 50%:	37-2	16-0
Opp. shoot 50% or higher:	1-0	0-0
Score less than 60 points:	1-0	1-0
Score 60-69 points:	9-1	4-0
Score 70-79 points:	12-1	8-0
Score 80-89 points:	14-0	3-0
Score 90-99 points:	0-0	0-0
Score 100+ points:	2-0	0-0
Opp. score less than 60 pts.:	17-0	8-0
Opp. score 60-69 pts.:	14-0	6-0
Opp. score 70-79 pts.:	6-2	2-0
Opp. score 80-89 points:	0-0	0-0
Opp. score 90-99 points:	1-0	0-0
Opp. score 100+ points:	0-0	0-0
Outrebounded opponent:	29-0	12-0
Outrebounded by opponent:	8-1	4-0
Equal number of rebounds:	1-1	0-0
Fewer turnovers than opp.:	18-2	8-0
Same turnovers as opp.:	2-0	2-0
More turnovers than opp.:	17-0	6-0
Make 8 or more 3-pointers:	8-0	4-0
Make 7 or fewer 3-pointers:	30-2	12-0
Games decided by 5 or fewer:	3-1	1-0
Overtime games:	0-0	0-0
On CBS:	10-0	3-0
On ESPN/ESPN2/ESPNU:	14-1	9-0
On SEC Network:	5-0	4-0
On ABC:	1-1	0-0
On FSN South:	4-0	0-0
On UK IMG:	1-0	0-0
On CSS:	1-0	0-0
On TBS:	1-0	0-0
Games vs. ranked opp.:	10-0	2-0
Games following a loss:	2-0	0-0
Games following a win:	35-2	15-0
More points in the paint:	28-1	12-0
Fewer/Same points in the paint:	10-1	4-0
More bench points than opp.:	20-1	9-0
Fewer or same bench pts.:	18-1	7-0
More 2nd-chance points:	24-1	11-0
Fewer or same 2nd chance pts.:	14-1	5-0
More or same points off TOs:	29-1	12-0
Fewer points off TOs:	9-1	4-0

Final Stats Rankings

Team

Category	[national] SEC (Stat)
Scoring	[15th] 1st (77.4)
Scoring Defense	[25th] 2nd (60.6)
Scoring Margin	[13th] 1st (+16.8)
Free Throw %	[65th] 1st (.723)
Field Goal %	[9th] 1st (.488)
Field Goal % Def.	[1st] 1st (.374)
3-Pt. Field Goal %	[37th] 3rd (.378)
3-Pt. FG % Def.	[67th] 3rd (.318)
Rebounding Offense	1st (38.9)
Rebounding Defense	1st (32.2)
Rebounding Margin	[1st] 1st (+6.8)
Blocked Shots	[1st] 1st (8.6)
Assists	[131st] 4th (13.3)
Steals	[215th] 9th (6.1)
Turnover Margin	[166th] 8th (+0.3)
Assist/TO Ratio	[42nd] 2nd (1.2)
Offensive Rebounds	4th (12.2)
Defensive Rebounds	1st (26.7)
Defensive Rebound Pct.	5th (.687)
Offensive Rebound Pct.	1st (.379)
3-Point FG Made	[213th] 8th (5.6)

Individual

PLAYER	[NATIONAL TOP 50] SEC (STAT)
Scoring	
Anthony Davis	9th (14.2)
Doron Lamb	11th (13.7)
Terrence Jones	18th (12.3)
Michael Kidd-Gilchrist	23rd (11.9)
Rebounding	
Anthony Davis	[15th] 2nd (10.4)
Michael Kidd-Gilchrist	6th (7.4)
Terrence Jones	10th (7.2)
FG %	
Anthony Davis	[3rd] 1st (.623)
Assists	
Marquis Teague	2nd (4.8)
FT %	
Doron Lamb	3rd (.826)
Michael Kidd-Gilchrist	13th (.745)
Steals	
Anthony Davis	12th (1.4)
Terrence Jones	14th (1.3)
3-Point Field Goal Made	
Doron Lamb	8th (1.9)
Blocked Shots	
Anthony Davis	[1st] 1st (4.7)
Terrence Jones	6th (1.8)
Michael Kidd-Gilchrist	13th (0.9)
Assist/Turnover Ratio	
Marquis Teague	5th (1.8)
Offensive Rebounds	
Anthony Davis	6th (3.0)
Michael Kidd-Gilchrist	9th (2.6)
Terrence Jones	10th (2.5)
Defensive Rebounds	
Anthony Davis	1st (7.4)
Michael Kidd-Gilchrist	10th (4.9)
Terrence Jones	11th (4.6)
Minutes	
Marquis Teague	6th (32.6)
Double-Doubles	
Anthony Davis	1st (20)
Michael Kidd-Gilchrist	6th (7)
Terrence Jones	10th (4)

NCAA rankings shown in [brackets]

Double Figure Games

Points
Davis (32), Lamb (30), Jones (26), Kidd-Gilchrist (25), Teague (20), Miller (19), Wiltjer (5)

Rebounds
Davis (21), Kidd-Gilchrist (8), Jones (6)

Double-doubles
Davis (20), Kidd-Gilchrist (7), Jones (4)

Wildcats vs. Conferences

1-0 vs. ACC
4-0 vs. Big 12
2-1 vs. Big 10
3-0 vs. Big East
1-0 vs. Big South
1-0 vs. Colonial
2-0 vs. MAAC
18-1 vs. Southeastern
2-0 vs. Southern
1-0 vs. Southland
2-0 vs. Sun Belt
1-0 vs. West Coast

Record by Lineups

Davis, Jones, Kidd-Gilchrist, Lamb, Teague	28-1
Davis, Kidd-Gilchrist, Lamb, Miller, Teague	5-0
Davis, Jones, Kidd-Gilchrist, Miller, Teague	4-0
Miller, Kidd-Gilchrist, Davis, Teague, Vargus	1-0
Miller, Jones, Lamb, Davis, Teague	0-1

DEPARTED LETTERWINNERS

Anthony Davis · 6-10 · 220 · Fr. · Chicago, Ill. (Perspectives Charter)

Season	G-S	Min-Avg	FG-A	Pct	3PT-A	Pct	FT-A	Pct	Reb-Avg	PF-D	A	TO	BS	ST	Pts-Avg
2011-12	40-40	1281-32.0	210-337	.623	3-20	.150	144-203	.709	415-10.4	78-1	50	41	186	54	567-14.2
Totals	**40-40**	**1281-32.0**	**210-337**	**.623**	**3-20**	**.150**	**144-203**	**.709**	**415-10.4**	**78-1**	**50**	**41**	**186**	**54**	**567-14.2**

Terrence Jones · 6-9 · 252 · So. · Portland, Ore. (Jefferson)

Season	G-S	Min-Avg	FG-A	Pct	3PT-A	Pct	FT-A	Pct	Reb-Avg	PF-D	A	TO	BS	ST	Pts-Avg
2010-11	38-35	1196-31.5	206-466	.442	26-79	.329	157-213	.646	336-8.8	91-1	60	75	72	43	595-15.7
2011-12	38-34	1114-29.3	177-354	.500	16-49	.327	99-158	.627	272-7.2	91-3	51	62	68	49	469-12.3
Totals	**76-69**	**2310-30.4**	**383-820**	**.467**	**42-128**	**.328**	**256-401**	**.638**	**608-8.0**	**182-4**	**111**	**137**	**140**	**92**	**1064-14.0**

Michael Kidd-Gilchrist · 6-7 · 232 · Fr. · Somerdale, N.J. (St. Patrick)

Season	G-S	Min-Avg	FG-A	Pct	3PT-A	Pct	FT-A	Pct	Reb-Avg	PF-D	A	TO	BS	ST	Pts-Avg
2011-12	40-39	1245-31.1	160-326	.491	13-51	.255	143-192	.745	297-7.4	97-5	75	87	37	39	476-11.9
Totals	**40-39**	**1245-31.1**	**160-326**	**.491**	**13-51**	**.255**	**143-192**	**.745**	**297-7.4**	**97-5**	**75**	**87**	**37**	**39**	**476-11.9**

Doron Lamb · 6-4 · 210 · So. · Queens, N.Y. (Oak Hill Academy)

Season	G-S	Min-Avg	FG-A	Pct	3PT-A	Pct	FT-A	Pct	Reb-Avg	PF-D	A	TO	BS	ST	Pts-Avg
2010-11	38-14	1078-28.4	161-324	.497	68-140	.486	79-100	.790	75-2.0	85-2	62	50	6	22	469-12.3
2011-12	40-35	1249-31.2	175-369	.474	76-163	.466	123-149	.826	108-2.7	72-0	60	44	2	19	595-13.7
Totals	**78-49**	**2327-29.8**	**336-693**	**.485**	**144-303**	**.475**	**202-249**	**.811**	**183-2.3**	**157-2**	**122**	**94**	**8**	**41**	**1018-13.1**

Darius Miller · 6-8 · 225 · Sr. · Maysville, Ky. (Mason County)

Season	G-S	Min-Avg	FG-A	Pct	3PT-A	Pct	FT-A	Pct	Reb-Avg	PF-D	A	TO	BS	ST	Pts-Avg
2008-09	36-2	764-21.2	66-161	.410	18-54	.333	41-51	.804	111-3.1	92-5	72	64	22	27	191-5.3
2009-10	38-32	804-21.2	86-215	.400	43-128	.336	31-39	.795	95-2.5	72-2	58	35	22	22	246-6.5
2010-11	38-37	1178-31.0	149-312	.478	58-131	.443	58-68	.853	173-4.6	100-2	66	57	43	32	414-10.9
2011-12	40-11	1043-26.1	143-302	.474	56-149	.376	55-69	.797	110-2.8	87-0	82	58	13	33	397-9.9
Totals	**152-82**	**3789-24.9**	**444-990**	**.448**	**175-462**	**.379**	**185-227**	**.815**	**489-3.2**	**351-9**	**278**	**214**	**100**	**114**	**1248-8.2**

Marquis Teague · 6-2 · 189 · Fr. · Indianapolis, Ind. (Pike)

Season	G-S	Min-Avg	FG-A	Pct	3PT-A	Pct	FT-A	Pct	Reb-Avg	PF-D	A	TO	BS	ST	Pts-Avg
2011-12	40-40	1303-32.6	145-352	.412	26-80	.325	85-119	.714	101-2.5	91-1	191	109	11	37	401-10.0
Totals	**40-40**	**1303-32.6**	**145-352**	**.412**	**26-80**	**.325**	**85-119**	**.714**	**101-2.5**	**91-1**	**191**	**109**	**11**	**37**	**401-10.0**

Eloy Vargas · 6-11 · 244 · Sr. · Moca, D.R. (Miami-Dade CC)

Season	G-S	Min-Avg	FG-A	Pct	3PT-A	Pct	FT-A	Pct	Reb-Avg	PF-D	A	TO	BS	ST	Pts-Avg
2010-11	38-0	292-7.7	19-43	.442	0-0	.000	19-31	.613	77-2.0	39-1	4	12	23	5	57-1.5
2011-12	33-1	198-6.0	12-36	.333	0-1	.000	4-13	.308	56-1.7	26-0	2	6	10	3	28-0.8
Totals	**71-1**	**490-6.9**	**31-79**	**.392**	**0-1**	**.000**	**23-44**	**.523**	**133-1.9**	**65-1**	**6**	**18**	**33**	**8**	**85-1.2**

2011-12 KENTUCKY BASKETBALL CATEGORY LEADERS

POINTS	G	Pts	Pts/G
Davis, Anthony	40	567	14.2
Lamb, Doron	40	549	13.7
Kidd-Gilchrist, M.	40	476	11.9
Jones, Terrence	38	469	12.3
Teague, Marquis	40	401	10.0

3-PT FG ATT.	G	Att	Att/G
Lamb, Doron	40	163	4.1
Miller, Darius	40	149	3.7
Wiltjer, Kyle	40	81	2.0
Teague, Marquis	40	80	2.0
Kidd-Gilchrist, M.	40	51	1.3

REBOUND AVG.	G	Reb	Avg/G
Davis, Anthony	40	415	10.4
Kidd-Gilchrist, M.	40	297	7.4
Jones, Terrence	38	272	7.2
Miller, Darius	40	110	2.8
Lamb, Doron	40	108	2.7

SCORING AVG.	G	Pts	Avg/G
Davis, Anthony	40	567	14.2
Lamb, Doron	40	549	13.7
Jones, Terrence	38	469	12.3
Kidd-Gilchrist, M.	40	476	11.9
Teague, Marquis	40	401	10.0

3-PT FGS MADE	G	Made	Made/G
Lamb, Doron	40	76	1.9
Miller, Darius	40	56	1.4
Wiltjer, Kyle	40	35	0.9
Teague, Marquis	40	26	0.7
Jones, Terrence	38	16	0.4

ASSISTS	G	No.	A/G
Teague, Marquis	40	191	4.8
Miller, Darius	40	82	2.1
Kidd-Gilchrist, M.	40	75	1.9
Lamb, Doron	40	60	1.5
Jones, Terrence	38	51	1.3

FG PCT	FG	ATT	Pct.
Davis, Anthony	210	337	.623
Jones, Terrence	177	354	.500
Kidd-Gilchrist, M.	160	326	.491
Lamb, Doron	175	369	.474
Miller, Darius	143	302	.474

FT PCT. (50 att.)	FT	ATT	Pct.
Lamb, Doron	123	149	.826
Miller, Darius	55	69	.797
Kidd-Gilchrist, M.	143	192	.745
Teague, Marquis	85	119	.714
Davis, Anthony	144	203	.709

STEALS	G	No.	S/G
Davis, Anthony	40	54	1.4
Jones, Terrence	38	49	1.3
Kidd-Gilchrist, M.	40	39	1.0
Teague, Marquis	40	37	0.9
Miller, Darius	40	33	0.8

FG MADE	G	Made	Made/G
Davis, Anthony	40	210	5.3
Jones, Terrence	38	177	4.7
Lamb, Doron	40	175	4.4
Kidd-Gilchrist, M.	40	160	4.0
Teague, Marquis	40	145	3.6

FT MADE	G	Made	Made/G
Davis, Anthony	40	144	3.6
Kidd-Gilchrist, M.	40	143	3.6
Lamb, Doron	40	123	3.1
Jones, Terrence	38	99	2.6
Teague, Marquis	40	85	2.1

BLOCKS	G	No.	Blk/G
Davis, Anthony	40	186	4.7
Jones, Terrence	38	68	1.8
Kidd-Gilchrist, M.	40	37	0.9
Wiltjer, Kyle	40	17	0.4
Miller, Darius	40	13	0.3

3-PT PCT. (20 att.)	3FG	ATT	Pct.
Lamb, Doron	76	163	.466
Wiltjer, Kyle	35	81	.432
Miller, Darius	56	149	.376
Jones, Terrence	16	49	.327
Teague, Marquis	26	80	.325

REBOUNDS	G	Reb	Reb/G
Davis, Anthony	40	415	10.4
Kidd-Gilchrist, M.	40	297	7.4
Jones, Terrence	38	272	7.2
Miller, Darius	40	110	2.8
Lamb, Doron	40	108	2.7

SEC Final Standings

Team	SEC	Pct.	All	Pct.	Post
Kentucky&%	16-0	1.000	38-2	.950	NCAA Champion
Tennessee	10-6	.625	19-15	.559	NIT Second Round
Vanderbilt^	10-6	.625	25-11	.694	NCAA Second Round
Florida	10-6	.625	26-11	.703	NCAA Elite Eight
Alabama	9-7	.563	21-12	.636	NCAA First Round
Mississippi State	8-8	.500	21-12	.636	NIT First Round
Ole Miss	8-8	.500	20-14	.588	NIT First Round
LSU	7-9	.438	18-15	.545	NIT First Round
Arkansas	6-10	.375	18-14	.563	
Auburn	5-11	.313	15-16	.484	
Georgia	5-11	.313	15-17	.469	
South Carolina	2-14	.125	10-21	.323	

& SEC Champion; ^ SEC Tournament Champion; % NCAA Champion

2012 - 2013 KENTUCKY MEN'S BASKETBALL

GAME RECAPS

Official Basketball Box Score -- Game Totals -- Final Statistics
Blue vs White
10/26/11 7 p.m. at Rupp Arena - Lexington, KY

Blue 126 • 1-0

##	Player		Total FG-FGA	3-Ptr FG-FGA	FT-FTA	Rebounds Off	Def	Tot	PF	TP	A	TO	Blk	Stl	Min
03	Jones, Terrence	f	24-31	2-4	2-5	2	14	16	2	52	6	3	1	2	40
14	Kidd-Gilchrist, M.	f	10-19	0-3	1-1	4	6	10	4	21	7	4	0	2	40
30	Vargas, Eloy	f	3-11	0-0	1-2	9	7	16	3	7	0	1	2	0	40
05	Polson, Jarrod	g	1-4	0-2	0-0	3	1	4	3	2	2	0	1	2	29
20	Lamb, Doron	g	14-27	2-8	1-1	4	1	5	4	31	5	3	0	2	36
12	Harrow, Ryan		4-9	0-4	2-2	0	2	2	1	10	4	1	0	1	14
32	Long, Brian		1-1	1-1	0-0	0	0	0	0	3	0	0	0	0	1
	Team					2	1	3							
	Totals		57-10	5-22	7-11	24	32	56	17	126	24	12	4	9	200

FG % 1st Half: 24-49 49.0% 2nd half: 33-53 62.3% Game: 57-10 55.9%
3FG % 1st Half: 1-9 11.1% 2nd half: 4-13 30.8% Game: 5-22 22.7%
FT % 1st Half: 4-8 50.0% 2nd half: 3-3 100.0 Game: 7-11 63.6%

Deadball Rebounds 2,1

White 104 • 0-1

##	Player		Total FG-FGA	3-Ptr FG-FGA	FT-FTA	Rebounds Off	Def	Tot	PF	TP	A	TO	Blk	Stl	Min
23	Davis, Anthony	f	11-18	0-1	5-6	4	9	13	4	27	1	1	4	4	39
33	Wiltjer, Kyle	f	11-22	5-8	0-0	7	4	11	2	27	2	4	0	1	38
01	Miller, Darius	g	8-15	4-8	4-4	1	2	3	1	24	6	2	1	0	38
22	Poole, Stacey	g	1-10	1-4	1-2	0	1	1	2	4	3	1	0	0	34
25	Teague, Marquis	g	5-13	0-2	9-10	1	2	3	1	19	8	4	0	2	40
10	Beckham, Twany		1-1	0-0	1-4	0	3	3	0	3	1	3	0	1	10
13	Malone, Sam		0-1	0-1	0-0	0	0	0	0	0	1	0	0	0	1
	Team					1	1	2							
	Totals		37-80	10-24	20-26	14	22	36	10	104	22	15	5	8	200

FG % 1st Half: 18-34 52.9% 2nd half: 19-46 41.3% Game: 37-80 46.3%
3FG % 1st Half: 4-8 50.0% 2nd half: 6-16 37.5% Game: 10-24 41.7%
FT % 1st Half: 8-12 66.7% 2nd half: 12-14 85.7% Game: 20-26 76.9%

Deadball Rebounds 2,1

Officials: Mike Roberts, John Hampton, Bert Smith
Technical fouls: Blue-None. White-None.
Attendance: 12134
Blue-White Scrimmage

Score by periods	1st	2nd	Total
Blue	53	73	**126**
White	48	56	**104**

Points	In Paint	Off T/O	2nd Chance	Fast Break	Bench
BLUE	94	22	20	22	13
WHITE	52	12	10	16	3

Score tied - 5 times.
Lead changed - 6 times.

Last FG - BLUE 2nd-00:14, WHITE 2nd-00:08.
Largest lead - BLUE by 27 2nd-10:16, WHITE by 1 1st-17:25.

Official Basketball Box Score -- Game Totals -- Final Statistics
Transylvania vs Kentucky
11/2/11 7:00pm at Rupp Arena - Lexington, KY

Transylvania 53

##	Player		Total FG-FGA	3-Ptr FG-FGA	FT-FTA	Rebounds Off	Def	Tot	PF	TP	A	TO	Blk	Stl	Min
22	Spurlin, Ethan	f	4-9	1-1	3-5	2	4	6	4	12	1	2	0	1	26
32	Rash, Brandon	f	3-8	2-5	0-0	0	1	1	5	8	2	1	1	0	20
02	Cox, Tate	g	5-14	5-12	0-0	2	1	3	2	15	1	3	0	0	33
11	Meyer, Barrett	g	5-13	3-9	0-0	0	4	4	1	13	3	0	0	0	28
20	Owens, Chris	g	0-6	0-3	0-0	1	0	1	3	0	1	2	0	2	32
01	Sirkin, Tommy		0-1	0-1	0-0	0	0	0	2	0	0	2	0	0	3
03	Beuttel, Trey		0-0	0-0	0-0	0	1	1	0	0	0	1	0	0	1
04	Gilbert, Jordan		1-3	1-2	0-0	0	0	0	0	3	0	0	0	0	1
05	Stone, Michael		0-0	0-0	0-0	0	0	0	0	0	0	1	0	0	4
10	Fudge, Nick		0-0	0-0	0-0	0	0	0	1	0	1	0	0	0	4
12	Botkin, Taylor		0-0	0-0	0-0	1	0	1	0	0	1	2	0	0	17
21	Clevenger, Matthew		0-1	0-1	0-0	0	0	0	0	0	2	1	0	0	7
23	Hatfield, Ashley		0-3	0-3	0-0	0	0	0	0	0	0	1	0	0	7
31	Dunagan, Gavin		1-3	0-1	0-0	1	4	5	1	2	1	1	0	0	14
33	Starks, Jimi		0-0	0-0	0-0	0	0	0	0	0	0	0	0	0	1
34	Satterwhite, Mike		0-0	0-0	0-0	1	0	1	0	0	0	0	0	0	1
45	Morrison, Leavitt		0-0	0-0	0-0	0	0	0	0	0	0	0	0	0	1
	Team					3	1	4				1			
	Totals		19-61	12-38	3-5	11	16	27	19	53	13	18	1	3	200

FG % 1st Half: 8-32 25.0% 2nd half: 11-29 37.9% Game: 19-61 31.1%
3FG % 1st Half: 5-22 22.7% 2nd half: 7-16 43.8% Game: 12-38 31.6%
FT % 1st Half: 2-2 100.0 2nd half: 1-3 33.3% Game: 3-5 60.0%

Deadball Rebounds 1,2

Kentucky 97

##	Player		Total FG-FGA	3-Ptr FG-FGA	FT-FTA	Rebounds Off	Def	Tot	PF	TP	A	TO	Blk	Stl	Min
03	Jones, Terrence	f	9-13	0-0	4-7	3	9	12	1	22	2	1	0	0	26
23	Davis, Anthony	f	2-7	0-1	2-3	3	5	8	2	6	0	2	8	0	29
01	Miller, Darius	g	4-7	2-5	0-0	2	3	5	2	10	4	0	1	1	27
20	Lamb, Doron	g	8-11	3-6	0-1	0	1	1	0	19	1	0	0	2	28
25	Teague, Marquis	g	5-11	1-5	3-5	0	1	1	3	14	9	2	0	2	31
05	Polson, Jarrod		0-1	0-1	0-0	0	0	0	0	0	0	0	0	0	3
13	Malone, Sam		0-0	0-0	0-0	0	0	0	0	0	0	0	0	0	1
14	Kidd-Gilchrist, M.		9-12	1-2	0-0	0	7	7	2	19	5	2	1	0	25
30	Vargas, Eloy		0-0	0-0	0-0	0	2	2	1	0	0	0	1	0	11
32	Long, Brian		0-0	0-0	0-0	0	0	0	0	0	0	0	0	0	1
33	Wiltjer, Kyle		2-4	0-0	3-4	4	3	7	1	7	1	1	0	1	18
	Team					1	1	2							
	Totals		39-66	7-20	12-20	13	32	45	12	97	22	8	11	6	200

FG % 1st Half: 15-31 48.4% 2nd half: 24-35 68.6% Game: 39-66 59.1%
3FG % 1st Half: 2-12 16.7% 2nd half: 5-8 62.5% Game: 7-20 35.0%
FT % 1st Half: 5-7 71.4% 2nd half: 7-13 53.8% Game: 12-20 60.0%

Deadball Rebounds 4

Officials: Tom Eades, Bruce Benedict, Tony Henderson
Technical fouls: Transylvania-None. Kentucky-None.
Attendance: 21024

Score by periods	1st	2nd	Total
Transylvania	23	30	**53**
Kentucky	37	60	**97**

Points	In Paint	Off T/O	2nd Chance	Fast Break	Bench
TRANS	12	10	11	2	5
WHITE	60	30	13	18	26

Score tied - 2 times.
Lead changed - 3 times.

Last FG - TRANS 2nd-01:08, WHITE 2nd-00:33.
Largest lead - TRANS by 7 1st-16:40, WHITE by 45 2nd-01:42.

Official Basketball Box Score -- Game Totals -- Final Statistics
Morehouse vs Kentucky
11/7/11 7:00 pm at Rupp Arena - Lexington, KY

Morehouse 40

##	Player		Total FG-FGA	3-Ptr FG-FGA	FT-FTA	Rebounds Off	Def	Tot	PF	TP	A	TO	Blk	Stl	Min
03	Faquir, Daniyal	f	3-11	2-8	3-5	0	0	0	3	11	0	1	0	0	19
32	Allen, Shawn	f	1-5	0-2	0-1	3	2	5	4	2	0	0	0	1	17
50	Nelson, Andrae	c	4-10	0-0	0-0	4	2	6	4	8	0	3	0	1	22
02	Tassin, Jonathan	g	2-11	0-5	4-4	1	2	3	2	8	0	2	0	1	25
11	Callaway, Adam	g	0-3	0-0	1-4	0	1	1	0	1	1	4	0	3	32
01	Webb, Michael		0-2	0-0	0-0	1	0	1	0	0	0	0	0	0	2
05	Henderson, Brandon		0-2	0-1	0-0	0	0	0	0	0	0	0	0	0	3
10	Shamlin, Erron		0-1	0-0	0-0	0	0	0	0	0	1	4	0	0	12
15	Walker, Ralph		0-4	0-1	0-0	1	0	1	0	0	0	1	0	0	5
24	Zeigler, Michael		0-3	0-2	0-0	2	1	3	1	0	1	5	0	1	13
25	Farris, Mario		1-6	0-2	0-0	0	1	1	2	2	0	4	0	1	15
31	Nesbit, Cornez		1-1	0-0	0-0	1	0	1	0	2	0	0	0	0	8
34	Jones, Hakeem		0-1	0-0	0-0	1	0	1	0	0	0	0	0	0	1
40	Decosta, Charles		3-6	0-0	0-0	2	1	3	4	6	1	2	0	0	26
	Team					5	0	5							
	Totals		15-66	2-21	8-14	21	10	31	20	40	4	26	0	8	200

FG % 1st Half: 5-30 16.7% 2nd half: 10-36 27.8% Game: 15-66 22.7%
3FG % 1st Half: 0-8 0.0% 2nd half: 2-13 15.4% Game: 2-21 9.5%
FT % 1st Half: 3-6 50.0% 2nd half: 5-8 62.5% Game: 8-14 57.1%

Deadball Rebounds 2

Kentucky 125

##	Player		Total FG-FGA	3-Ptr FG-FGA	FT-FTA	Rebounds Off	Def	Tot	PF	TP	A	TO	Blk	Stl	Min
03	Jones, Terrence	f	9-9	1-1	3-5	0	4	4	1	22	4	1	1	6	23
14	Kidd-Gilchrist, M.	f	5-6	0-1	1-3	1	4	5	0	11	4	0	0	2	23
23	Davis, Anthony	f	8-8	0-0	5-6	1	6	7	3	21	3	1	4	4	20
01	Miller, Darius	g	4-5	3-4	0-2	1	6	7	4	11	3	2	0	2	24
25	Teague, Marquis	g	5-6	2-3	0-0	0	1	1	3	12	7	2	0	1	17
05	Polson, Jarrod		1-2	1-2	0-0	0	0	0	1	3	3	0	0	0	15
13	Malone, Sam		1-1	0-0	0-0	0	1	1	1	2	0	1	0	0	7
20	Lamb, Doron		4-12	0-4	4-4	2	2	4	2	12	6	1	0	1	24
30	Vargas, Eloy		1-4	0-0	3-6	6	6	12	3	5	0	2	2	1	20
32	Long, Brian		0-0	0-0	0-0	0	1	1	0	0	0	0	0	0	7
33	Wiltjer, Kyle		10-13	4-6	2-2	2	2	4	1	26	1	2	0	0	20
	Team					0	1	1				1			
	Totals		48-66	11-21	18-28	13	34	47	19	125	31	13	7	17	200

FG % 1st Half: 27-36 75.0% 2nd half: 21-30 70.0% Game: 48-66 72.7%
3FG % 1st Half: 7-13 53.8% 2nd half: 4-8 50.0% Game: 11-21 52.4%
FT % 1st Half: 13-20 65.0% 2nd half: 5-8 62.5% Game: 18-28 64.3%

Deadball Rebounds 5

Officials: Tony Greene, Ron Groover, Dedric Taylor
Technical fouls: Morehouse-None. Kentucky-None.
Attendance: 20194

Score by periods	1st	2nd	Total
Morehouse	13	27	**40**
Kentucky	74	51	**125**

Points	In Paint	Off T/O	2nd Chance	Fast Break	Bench
MOREHO	16	7	9	0	10
WHITE	66	49	13	33	48

Score tied - 0 times.
Lead changed - 0 times.

Last FG - MOREHOUS 2nd-00:33, WHITE 2nd-02:06.
Largest lead - MOREHOUS None, WHITE by 89 2nd-03:00.

Official Basketball Box Score -- Game Totals -- Final Statistics
Marist vs Kentucky
11/11/11 7:00 pm at Rupp Arena - Lexington, KY

Marist 58 • 0-1

##	Player		Total FG-FGA	3-Ptr FG-FGA	FT-FTA	Rebounds Off	Def	Tot	PF	TP	A	TO	Blk	Stl	Min
20	Bowie, Jay	f	3-8	1-3	1-2	2	4	6	3	8	3	1	0	1	25
50	Kemp, Adam	f	1-4	0-0	0-0	1	4	5	1	2	0	2	1	0	26
00	Price, Devin	g	1-4	1-1	0-0	0	1	1	0	3	2	2	0	1	19
01	Carter, Dorvell	g	4-12	2-5	2-5	3	1	4	3	12	1	0	1	0	17
11	Morton, Isaiah	g	6-11	1-4	0-2	0	0	0	1	13	0	1	0	0	21
05	Hall, R.J.		1-4	1-1	1-2	1	0	1	1	4	1	1	0	0	11
15	Alexis, Aneil		0-3	0-1	3-4	1	3	4	1	3	0	1	0	0	12
24	Thomas, Manny		1-7	0-1	2-2	0	1	1	2	4	0	2	0	0	26
32	Curry, T.J.		0-1	0-1	0-0	0	1	1	1	0	2	1	0	0	7
34	Prinsloo, Pieter		0-4	0-1	2-2	3	1	4	0	2	1	0	0	0	15
40	Lewis, Chavaughn		3-5	0-0	1-4	0	0	0	2	7	0	3	2	0	21
	Team					2	0	2							
	Totals		20-63	6-18	12-23	13	16	29	15	58	10	14	4	2	200

FG % 1st Half: 14-28 50.0% 2nd half: 6-35 17.1% Game: 20-63 31.7%
3FG % 1st Half: 5-8 62.5% 2nd half: 1-10 10.0% Game: 6-18 33.3%
FT % 1st Half: 3-6 50.0% 2nd half: 9-17 52.9% Game: 12-23 52.2%

Deadball Rebounds 4,1

Kentucky 108 • 1-0

##	Player		Total FG-FGA	3-Ptr FG-FGA	FT-FTA	Rebounds Off	Def	Tot	PF	TP	A	TO	Blk	Stl	Min
14	Kidd-Gilchrist, M.	f	5-9	0-0	5-5	1	6	7	1	15	1	2	2	2	28
23	Davis, Anthony	f	10-13	0-0	3-3	3	7	10	2	23	3	2	5	0	23
01	Miller, Darius	g	4-6	0-1	0-0	2	1	3	2	8	5	1	2	2	28
20	Lamb, Doron	g	6-12	3-5	0-0	2	3	5	3	15	8	0	0	1	29
25	Teague, Marquis	g	7-12	0-1	2-3	2	2	4	4	16	4	3	0	3	27
03	Jones, Terrence		3-7	1-1	1-2	2	7	9	1	8	2	0	1	0	25
05	Polson, Jarrod		0-0	0-0	0-0	0	0	0	2	0	0	0	0	0	5
13	Malone, Sam		2-2	0-0	0-0	0	0	0	0	4	0	0	0	0	1
30	Vargas, Eloy		2-2	0-0	1-2	1	7	8	1	5	0	0	1	0	14
32	Long, Brian		0-0	0-0	0-0	0	0	0	0	0	0	0	0	0	1
33	Wiltjer, Kyle		7-12	0-2	0-0	1	3	4	2	14	1	1	2	0	19
	Team					1	0	1							
	Totals		46-75	4-10	12-15	15	36	51	18	108	24	9	13	8	200

FG % 1st Half: 19-34 55.9% 2nd half: 27-41 65.9% Game: 46-75 61.3%
3FG % 1st Half: 2-6 33.3% 2nd half: 2-4 50.0% Game: 4-10 40.0%
FT % 1st Half: 5-5 100.0 2nd half: 7-10 70.0% Game: 12-15 80.0%

Deadball Rebounds 0,1

Officials: J.B. Caldwell, James Barker, Kevin Scott
Technical fouls: Marist-None. Kentucky-None.
Attendance: 22079

Score by periods	1st	2nd	Total
Marist	36	22	**58**
Kentucky	45	63	**108**

Points	In Paint	Off T/O	2nd Chance	Fast Break	Bench
MARIST	20	9	11	2	20
UK	78	22	19	16	31

Score tied - 5 times.
Lead changed - 2 times.

Last FG - MARIST 2nd-03:12, UK 2nd-00:20.
Largest lead - MARIST by 1 1st-13:41, UK by 50 2nd-00:20.

2012 - 2013 KENTUCKY MEN'S BASKETBALL GAME RECAPS

Official Basketball Box Score -- Game Totals -- Final Statistics
Kentucky vs KANSAS
11/15/11 9;30pm at New York, NY

Kentucky 75

##	Player		Total FG-FGA	3-Ptr FG-FGA	FT-FTA	Rebounds Off	Def	Tot	PF	TP	A	TO	Blk	Stl	Min
03	Jones, Terrence	f	6-11	1-2	2-2	2	5	7	4	15	2	2	3	1	35
14	Kidd-Gilchrist, M.	f	4-9	1-3	3-5	1	8	9	3	12	4	5	3	1	35
23	Davis, Anthony	c	6-8	0-1	2-6	1	5	6	4	14	0	3	7	2	33
20	Lamb, Doron	g	4-8	3-5	6-8	2	2	4	2	17	1	1	0	1	34
25	Teague, Marquis	g	4-9	1-1	3-7	0	2	2	4	12	3	6	0	0	33
01	Miller, Darius		2-5	1-3	0-1	2	2	4	1	5	4	2	0	0	20
30	Vargas, Eloy		0-1	0-0	0-0	0	2	2	1	0	0	0	0	0	7
33	Wiltjer, Kyle		0-0	0-0	0-0	0	0	0	1	0	0	0	0	0	3
	Team					0	0	0							
	Totals		26-51	7-15	16-29	8	26	34	20	75	14	19	13	5	200

FG % 1st Half: 10-26 38.5% 2nd half: 16-25 64.0% Game: 26-51 51.0%
3FG % 1st Half: 1-6 16.7% 2nd half: 6-9 66.7% Game: 7-15 46.7%
FT % 1st Half: 7-12 58.3% 2nd half: 9-17 52.9% Game: 16-29 55.2%

Deadball Rebounds 5

KANSAS 65

##	Player		Total FG-FGA	3-Ptr FG-FGA	FT-FTA	Rebounds Off	Def	Tot	PF	TP	A	TO	Blk	Stl	Min
00	Robinson, Thomas	f	5-12	0-0	1-2	3	9	12	5	11	1	2	1	0	27
24	Releford, Travis	f	2-6	0-2	0-0	0	3	3	0	4	0	5	0	2	28
05	Withey, Jeff	c	3-4	0-0	1-2	3	3	6	3	7	1	2	4	1	25
10	Taylor, Tyshawn	g	3-13	1-2	15-17	0	1	1	3	22	2	0	0	2	33
15	Johnson, Elijah	g	3-11	1-4	1-2	1	0	1	4	8	4	1	0	3	32
01	Tharpe, Naadir		0-4	0-2	0-0	0	1	1	1	0	1	2	0	2	9
02	Teahan, Conner		3-7	2-5	0-0	1	1	2	4	8	0	2	0	0	23
04	Wesley, Justin		1-1	0-0	3-4	1	4	5	4	5	0	0	0	0	21
40	Young, Kevin		0-1	0-0	0-0	1	1	2	1	0	0	0	0	0	2
	Team					4	2	6							
	Totals		20-59	4-15	21-27	14	25	39	25	65	9	14	5	10	200

FG % 1st Half: 11-27 40.7% 2nd half: 9-32 28.1% Game: 20-59 33.9%
3FG % 1st Half: 3-8 37.5% 2nd half: 1-7 14.3% Game: 4-15 26.7%
FT % 1st Half: 3-6 50.0% 2nd half: 18-21 85.7% Game: 21-27 77.8%

Deadball Rebounds 5

Officials: MARK WHITEHEAD, DOUG SHOWS, ANTINIO PETTY
Technical fouls: Kentucky-None. KANSAS-None.
Attendance: 19979
MSG Sellout

Score by periods	1st	2nd	Total
Kentucky	28	47	**75**
KANSAS	28	37	**65**

Points	In Paint	Off T/O	2nd Chance	Fast Break	Bench
UK	36	9	11	14	5
KU	30	18	11	9	13

Last FG - UK 2nd-01:11, KU 2nd-00:54.
Largest lead - UK by 17 2nd-10:13, KU by 7 1st-14:56.

Score tied - 3 times.
Lead changed - 4 times.

Official Basketball Box Score -- Game Totals -- Final Statistics
PENN STATE vs Kentucky
11/19/11 12:00pm at Uncasville, CT

PENN STATE 47 • 3-1

##	Player		Total FG-FGA	3-Ptr FG-FGA	FT-FTA	Rebounds Off	Def	Tot	PF	TP	A	TO	Blk	Stl	Min
21	Borovnjak, Sasa	f	1-5	0-0	1-2	5	1	6	2	3	0	3	0	0	17
35	Oliver, Billy	f	1-5	1-4	0-0	3	3	6	4	3	0	1	1	0	16
03	Lewis, Trey	g	1-9	1-6	0-0	1	1	2	2	3	0	0	0	0	20
23	Frazier, Tim	g	4-14	0-1	3-9	1	5	6	3	11	6	2	0	0	36
24	Woodyard, Cammeron	g	0-6	0-3	0-0	0	2	2	3	0	0	0	1	0	18
05	Glover, Matt		3-5	3-4	0-0	0	1	1	3	9	1	4	0	0	21
11	Marshall, Jermaine		0-4	0-3	0-0	1	0	1	1	0	0	1	0	1	17
14	Montminy, Kevin		1-1	0-0	0-0	1	0	1	0	2	0	0	0	0	1
20	Colella, Nick		0-2	0-1	0-0	1	0	1	2	0	0	0	0	1	9
25	Graham, Jon		3-6	0-0	0-0	3	2	5	1	6	0	0	1	1	19
32	Ackerman, Pat		0-0	0-0	0-0	0	0	0	0	0	0	0	0	0	1
43	Travis, Ross		4-10	2-5	0-1	2	6	8	1	10	2	1	0	1	25
	Team					0	0	0							
	Totals		18-67	7-27	4-12	18	21	39	22	47	9	12	3	4	200

FG % 1st Half: 6-37 16.2% 2nd half: 12-30 40.0% Game: 18-67 26.9%
3FG % 1st Half: 1-15 6.7% 2nd half: 6-12 50.0% Game: 7-27 25.9%
FT % 1st Half: 2-9 22.2% 2nd half: 2-3 66.7% Game: 4-12 33.3%

Deadball Rebounds 3,1

Kentucky 85 • 3-0

##	Player		Total FG-FGA	3-Ptr FG-FGA	FT-FTA	Rebounds Off	Def	Tot	PF	TP	A	TO	Blk	Stl	Min
14	Kidd-Gilchrist, M.	f	4-5	1-2	0-0	1	2	3	3	9	0	1	1	2	19
23	Davis, Anthony	f	1-2	0-0	1-4	2	4	6	1	3	2	0	3	0	23
03	Jones, Terrence	g	6-8	1-2	2-4	1	8	9	2	15	5	1	0	1	24
20	Lamb, Doron	g	8-13	3-6	7-7	1	3	4	1	26	2	1	0	1	28
25	Teague, Marquis	g	3-6	3-3	0-0	0	1	1	3	9	2	3	2	1	23
01	Miller, Darius		0-3	0-1	0-0	1	3	4	2	0	4	1	0	1	24
05	Polson, Jarrod		0-1	0-0	1-2	0	3	3	0	1	0	1	0	0	10
13	Malone, Sam		0-1	0-0	0-0	0	0	0	0	0	0	0	0	0	4
30	Vargas, Eloy		0-2	0-1	1-2	1	7	8	1	1	1	1	2	1	13
32	Long, Brian		0-0	0-0	2-4	1	0	1	0	2	0	0	0	0	4
33	Wiltjer, Kyle		6-12	2-5	5-6	1	1	2	3	19	3	1	0	0	28
	Team					1	3	4							
	Totals		28-53	10-20	19-29	10	35	45	16	85	19	10	8	7	200

FG % 1st Half: 15-28 53.6% 2nd half: 13-25 52.0% Game: 28-53 52.8%
3FG % 1st Half: 6-10 60.0% 2nd half: 4-10 40.0% Game: 10-20 50.0%
FT % 1st Half: 11-15 73.3% 2nd half: 8-14 57.1% Game: 19-29 65.5%

Deadball Rebounds 3,1

Officials: Bob Adams, Gary Tracy, Kevin Ferguson
Technical fouls: PENN STATE-None. Kentucky-None.
Attendance: 4755
2011 Hall of Fame Tip-Off Tournament

Score by periods	1st	2nd	Total
PENN STATE	15	32	**47**
Kentucky	47	38	**85**

Points	In Paint	Off T/O	2nd Chance	Fast Break	Bench
PSU	22	7	10	3	27
UK	30	23	17	6	23

Last FG - PSU 2nd-00:32, UK 2nd-06:17.
Largest lead - PSU None, UK by 41 2nd-07:40.

Score tied - 0 times.
Lead changed - 0 times.

Official Basketball Box Score -- Game Totals -- Final Statistics
OLD DOMINION vs Kentucky
11/20/11 12:00pm at Uncasville, CT

OLD DOMINION 52 • 3-2

##	Player		Total FG-FGA	3-Ptr FG-FGA	FT-FTA	Rebounds Off	Def	Tot	PF	TP	A	TO	Blk	Stl	Min
01	Wright, Nick	*	4-10	0-0	1-2	1	5	6	3	9	1	0	1	2	38
15	Iliadis, Trian	*	4-9	3-5	0-0	1	2	3	1	11	1	2	0	1	33
20	Cooper, Chris	*	7-17	0-0	3-6	7	5	12	3	17	2	4	0	0	37
22	De Lancey, Marquel	*	0-6	0-1	0-0	0	3	3	1	0	2	2	0	2	34
24	Bazemore, Kent	*	2-11	1-6	5-6	0	4	4	3	10	2	1	1	4	38
00	Pimentel, Jason		0-0	0-0	0-0	0	1	1	2	0	0	1	0	0	3
02	Rogers, Shquan		0-0	0-0	0-0	0	0	0	0	0	0	0	0	0	0+
04	Batten, Dimitri		0-0	0-0	2-3	0	2	2	3	2	0	2	0	0	10
10	Key, Breon		1-2	1-2	0-0	0	0	0	2	3	0	0	0	0	5
40	Larsen, Anton		0-1	0-1	0-0	0	0	0	1	0	0	0	0	0	2
	Team					2	0	2							
	Totals		18-56	5-15	11-17	11	22	33	19	52	8	12	2	9	200

FG % 1st Half: 11-32 34.4% 2nd half: 7-24 29.2% Game: 18-56 32.1%
3FG % 1st Half: 3-10 30.0% 2nd half: 2-5 40.0% Game: 5-15 33.3%
FT % 1st Half: 2-4 50.0% 2nd half: 9-13 69.2% Game: 11-17 64.7%

Deadball Rebounds 3

Kentucky 62 • 4-0

##	Player		Total FG-FGA	3-Ptr FG-FGA	FT-FTA	Rebounds Off	Def	Tot	PF	TP	A	TO	Blk	Stl	Min
03	Jones, Terrence	*	3-9	0-0	0-0	0	7	7	2	6	0	2	4	1	35
14	Kidd-Gilchrist, M.	*	6-13	1-2	0-2	3	6	9	4	13	2	5	0	1	34
20	Lamb, Doron	*	2-7	2-5	2-3	0	3	3	1	8	0	0	0	0	34
23	Davis, Anthony	*	4-6	0-0	3-5	4	5	9	5	11	1	3	3	2	20
25	Teague, Marquis	*	3-5	0-1	0-1	1	1	2	1	6	2	6	0	2	32
01	Miller, Darius		4-8	0-3	5-5	2	2	4	1	13	5	3	0	1	28
30	Vargas, Eloy		1-1	0-0	0-0	1	1	2	2	2	0	0	0	0	6
33	Wiltjer, Kyle		1-4	1-2	0-1	2	3	5	1	3	0	2	2	0	11
	Team					0	2	2							
	Totals		24-53	4-13	10-17	13	30	43	17	62	10	21	9	7	200

FG % 1st Half: 13-25 52.0% 2nd half: 11-28 39.3% Game: 24-53 45.3%
3FG % 1st Half: 3-7 42.9% 2nd half: 1-6 16.7% Game: 4-13 30.8%
FT % 1st Half: 3-4 75.0% 2nd half: 7-13 53.8% Game: 10-17 58.8%

Deadball Rebounds 1

Officials: Ed Corbet, Pat Driscoll, Gary Pucino
Technical fouls: OLD DOMINION-Pimentel, Jason; De Lancey, Marquel.
Kentucky-Jones, Terrence.
Attendance: 4128

Score by periods	1st	2nd	Total
OLD DOMINION	27	25	**52**
Kentucky	32	30	**62**

Points	In Paint	Off T/O	2nd Chance	Fast Break	Bench
ODU	22	17	11	0	5
UK	38	18	8	0	18

Last FG - ODU 2nd-07:14, UK 2nd-00:34.
Largest lead - ODU by 7 1st-11:20, UK by 12 2nd-00:34.

Score tied - 5 times.
Lead changed - 6 times.

Official Basketball Box Score -- Game Totals -- Final Statistics
Radford vs Kentucky
11/23/11 7:00 pm at Rupp Arena - Lexington, KY

Radford 40 • 3-4

##	Player		Total FG-FGA	3-Ptr FG-FGA	FT-FTA	Rebounds Off	Def	Tot	PF	TP	A	TO	Blk	Stl	Min
23	Edwards, Johnathan	f	5-10	0-0	0-0	5	3	8	4	10	0	1	1	0	27
41	Cerrah, Tolga	f	3-6	0-0	1-2	2	4	6	1	7	1	0	0	2	28
04	Smith, Jareal	g	2-14	0-6	1-1	0	1	1	3	5	0	3	1	1	24
10	Price, R.J.	g	0-6	0-3	0-0	0	2	2	2	0	1	5	0	1	15
20	Smith, Chance	g	0-4	0-3	0-0	0	1	1	0	0	3	2	0	2	25
00	Mitchell, Daniel		1-4	0-2	0-0	0	2	2	3	2	0	0	0	0	20
02	Green, Javonte		2-6	0-2	0-0	1	3	4	2	4	0	1	0	0	11
12	Dickerson, Allen		0-0	0-0	0-0	0	0	0	0	0	0	0	0	0	1
24	Darden, Brian		2-7	1-4	2-2	0	0	0	3	7	2	3	0	1	22
25	Smith, Blake		2-4	1-2	0-0	0	0	0	2	5	1	2	0	0	12
30	Carethers, Jalen		0-0	0-0	0-0	0	0	0	0	0	0	0	0	0	1
33	Noreen, Kyle		0-3	0-3	0-0	0	1	1	0	0	0	0	0	1	12
35	Winegarner, Lukas		0-1	0-0	0-0	0	1	1	0	0	0	0	0	0	2
	Team					4	0	4				1			
	Totals		17-65	2-25	4-5	12	18	30	20	40	8	18	2	8	200

FG % 1st Half: 6-34 17.6% 2nd half: 11-31 35.5% Game: 17-65 26.2%
3FG % 1st Half: 0-13 0.0% 2nd half: 2-12 16.7% Game: 2-25 8.0%
FT % 1st Half: 2-2 100.0 2nd half: 2-3 66.7% Game: 4-5 80.0%

Deadball Rebounds 0

Kentucky 88 • 5-0

##	Player		Total FG-FGA	3-Ptr FG-FGA	FT-FTA	Rebounds Off	Def	Tot	PF	TP	A	TO	Blk	Stl	Min
03	Jones, Terrence	f	6-13	1-2	4-6	2	6	8	1	17	1	4	3	0	28
14	Kidd-Gilchrist, M.	f	3-8	1-3	8-8	2	7	9	0	15	0	2	0	3	31
23	Davis, Anthony	f	4-4	0-0	4-4	2	4	6	1	12	1	2	4	1	25
20	Lamb, Doron	g	4-9	1-3	1-1	0	5	5	2	10	2	1	0	0	22
25	Teague, Marquis	g	6-8	1-2	0-0	0	3	3	2	13	5	2	1	2	31
01	Miller, Darius		2-8	0-3	2-2	1	1	2	2	6	0	0	0	3	21
05	Polson, Jarrod		0-0	0-0	0-0	0	1	1	1	0	0	0	0	0	4
13	Malone, Sam		1-2	0-0	0-0	0	2	2	0	2	0	1	0	0	2
30	Vargas, Eloy		2-2	0-0	0-1	1	3	4	1	4	0	1	0	0	12
32	Long, Brian		0-0	0-0	0-0	0	0	0	0	0	0	0	0	0	2
33	Wiltjer, Kyle		3-8	1-2	2-2	5	3	8	1	9	2	3	2	2	22
	Team					2	1	3							
	Totals		31-62	5-15	21-24	15	36	51	11	88	11	16	10	11	200

FG % 1st Half: 18-40 45.0% 2nd half: 13-22 59.1% Game: 31-62 50.0%
3FG % 1st Half: 2-7 28.6% 2nd half: 3-8 37.5% Game: 5-15 33.3%
FT % 1st Half: 7-7 100.0 2nd half: 14-17 82.4% Game: 21-24 87.5%

Deadball Rebounds 1,1

Officials: Gary Maxwell, Les Jones, Don Daily
Technical fouls: Radford-None. Kentucky-None.
Attendance: 21302

Score by periods	1st	2nd	Total
Radford	14	26	**40**
Kentucky	45	43	**88**

Points	In Paint	Off T/O	2nd Chance	Fast Break	Bench
RADFOR	26	12	12	8	18
UK	46	19	14	18	21

Last FG - RADFORD 2nd-00:42, UK 2nd-01:29.
Largest lead - RADFORD None, UK by 51 2nd-01:29.

Score tied - 0 times.
Lead changed - 0 times.

GAME RECAPS

Official Basketball Box Score -- Game Totals -- Final Statistics
Portland vs Kentucky
11/26/11 7:00 pm at Rupp Arena - Lexington, KY

Portland 63 • 2-4

##	Player		Total FG-FGA	3-Ptr FG-FGA	FT-FTA	Rebounds Off	Def	Tot	PF	TP	A	TO	Blk	Stl	Min
32	Nicholas, Ryan	f	2-6	0-1	0-0	3	3	6	3	4	2	2	0	0	22
12	Van Der Mars, Thomas	c	2-5	0-0	0-0	2	3	5	4	4	2	0	2	0	28
11	Douglas, Tim	g	5-12	0-2	2-2	0	4	4	3	12	4	4	0	0	30
15	Rodgers, Derrick	g	0-2	0-0	0-0	1	2	3	3	0	3	2	0	1	23
33	Mitrovic, Nemanja	g	7-18	6-12	0-0	1	4	5	2	20	0	2	0	0	28
00	Bailey, Kevin		1-3	1-1	0-0	0	1	1	0	3	0	1	0	0	8
03	Riley, Tanner		5-7	4-6	0-0	2	1	3	4	14	2	3	0	0	21
05	Bailey, John		0-0	0-0	0-0	0	0	0	0	0	0	0	0	0	0+
14	Barker, Riley		0-2	0-0	2-2	1	3	4	3	2	0	0	0	0	12
22	Cason, Dorian		1-3	0-1	1-2	0	4	4	1	3	0	3	0	0	17
35	Carr, David		0-3	0-0	1-2	0	0	0	1	1	1	0	0	0	11
	Team					3	1	4							
	Totals		23-61	11-23	6-8	13	26	39	24	63	14	17	2	1	200

FG % 1st Half: 9-30 30.0% 2nd half: 14-31 45.2% Game: 23-61 37.7%
3FG % 1st Half: 6-12 50.0% 2nd half: 5-11 45.5% Game: 11-23 47.8%
FT % 1st Half: 2-2 100.0 2nd half: 4-6 66.7% Game: 6-8 75.0%

Deadball Rebounds 1,1

Kentucky 87 • 6-0

##	Player		Total FG-FGA	3-Ptr FG-FGA	FT-FTA	Rebounds Off	Def	Tot	PF	TP	A	TO	Blk	Stl	Min
03	Jones, Terrence	f	6-11	2-2	5-6	2	2	4	3	19	3	0	2	2	31
14	Kidd-Gilchrist, M.	f	4-8	0-2	3-6	5	2	7	1	11	3	2	2	2	33
23	Davis, Anthony	f	5-9	0-0	3-8	2	10	12	0	13	1	0	4	2	30
20	Lamb, Doron	g	1-6	0-2	7-7	0	4	4	2	9	4	0	0	1	27
25	Teague, Marquis	g	4-12	1-4	5-6	0	1	1	1	14	8	0	0	4	34
01	Miller, Darius		7-11	4-5	1-2	3	2	5	0	19	1	1	1	0	23
05	Polson, Jarrod		0-0	0-0	0-0	0	0	0	0	0	0	1	0	1	1
13	Malone, Sam		0-0	0-0	0-0	0	0	0	0	0	0	0	0	0	1
30	Vargas, Eloy		0-0	0-0	0-0	0	0	0	1	0	0	0	0	0	3
32	Long, Brian		0-1	0-0	0-0	0	1	1	0	0	0	0	0	0	2
33	Wiltjer, Kyle		1-4	0-2	0-0	0	2	2	2	2	0	0	0	0	15
	Team					1	1	2							
	Totals		28-62	7-17	24-35	13	25	38	10	87	20	4	9	12	200

FG % 1st Half: 14-29 48.3% 2nd half: 14-33 42.4% Game: 28-62 45.2%
3FG % 1st Half: 3-8 37.5% 2nd half: 4-9 44.4% Game: 7-17 41.2%
FT % 1st Half: 7-9 77.8% 2nd half: 17-26 65.4% Game: 24-35 68.6%

Deadball Rebounds 5,1

Officials: Anthony Jordan, Rick Hartzel, Steven Anderson
Technical fouls: Portland-None. Kentucky-None.
Attendance: 24179

Score by periods	1st	2nd	Total
Portland	26	37	**63**
Kentucky	38	49	**87**

Points	In Paint	Off T/O	2nd Chance	Fast Break	Bench
PORTLA	18	5	9	0	23
UK	34	22	13	12	21

Last FG - PORTLAND 2nd-01:01, UK 2nd-02:32.
Largest lead - PORTLAND by 1 1st-16:06, UK by 27 2nd-02:08.

Score tied - 1 time.
Lead changed - 2 times.

Official Basketball Box Score -- Game Totals -- Final Statistics
St. Johns University vs Kentucky
12/01/11 7:30 p.m. at Rupp Arena - Lexington, KY

St. Johns University 59 • 4-4

##	Player		Total FG-FGA	3-Ptr FG-FGA	FT-FTA	Rebounds Off	Def	Tot	PF	TP	A	TO	Blk	Stl	Min
03	Achiuwa, God'sgift	f	6-15	0-0	6-9	5	5	10	4	18	1	1	2	0	38
01	Greene, Phil	g	3-9	0-2	2-2	0	3	3	1	8	3	0	0	0	29
04	Harkless, Moe	g	4-12	0-2	8-10	2	8	10	4	16	0	5	3	3	35
10	Lindsey, Nurideen	g	0-3	0-0	1-3	0	0	0	5	1	1	5	0	0	20
11	Harrison, D'Angelo	g	2-9	1-6	0-0	0	2	2	2	5	0	3	0	1	29
15	Pointer, Sir'Dominic		3-8	1-2	2-3	2	5	7	3	9	1	0	1	2	28
31	Stith, Malik		1-4	0-1	0-0	2	1	3	1	2	3	1	0	0	21
	Team					6	2	8				4			
	Totals		19-60	2-13	19-27	17	26	43	20	59	9	19	6	6	200

FG % 1st Half: 8-27 29.6% 2nd half: 11-33 33.3% Game: 19-60 31.7%
3FG % 1st Half: 0-7 0.0% 2nd half: 2-6 33.3% Game: 2-13 15.4%
FT % 1st Half: 4-6 66.7% 2nd half: 15-21 71.4% Game: 19-27 70.4%

Deadball Rebounds 4,1

Kentucky 81 • 7-0

##	Player		Total FG-FGA	3-Ptr FG-FGA	FT-FTA	Rebounds Off	Def	Tot	PF	TP	A	TO	Blk	Stl	Min
03	Jones, Terrence	f	7-12	1-2	11-16	4	5	9	4	26	0	3	4	4	32
14	Kidd-Gilchrist, M.	f	1-7	1-1	2-2	0	2	2	4	5	1	3	0	1	22
23	Davis, Anthony	f	6-10	0-0	3-6	7	8	15	3	15	0	1	8	2	32
20	Lamb, Doron	g	6-11	2-3	2-2	1	3	4	1	16	3	1	1	0	35
25	Teague, Marquis	g	2-9	1-3	0-1	1	4	5	2	5	5	2	1	2	31
01	Miller, Darius		4-10	0-5	1-1	2	2	4	2	9	6	1	1	0	27
13	Malone, Sam		0-1	0-0	0-0	0	0	0	0	0	1	1	0	0	2
30	Vargas, Eloy		1-4	0-0	1-2	2	1	3	1	3	0	0	2	0	5
32	Long, Brian		0-0	0-0	0-0	0	0	0	0	0	0	0	0	0	2
33	Wiltjer, Kyle		1-5	0-2	0-0	0	3	3	1	2	0	0	1	0	12
	Team					3	0	3							
	Totals		28-69	5-16	20-30	20	28	48	18	81	16	12	18	9	200

FG % 1st Half: 13-31 41.9% 2nd half: 15-38 39.5% Game: 28-69 40.6%
3FG % 1st Half: 2-9 22.2% 2nd half: 3-7 42.9% Game: 5-16 31.3%
FT % 1st Half: 3-7 42.9% 2nd half: 17-23 73.9% Game: 20-30 66.7%

Deadball Rebounds 4

Officials: Doug Shows, Les Jones, Jim Burr
Technical fouls: St. Johns University-Harrison, D'Angelo. Kentucky-None.
Attendance: 24119

Score by periods	1st	2nd	Total
St. Johns University	20	39	**59**
Kentucky	31	50	**81**

Points	In Paint	Off T/O	2nd Chance	Fast Break	Bench
STJOHN	22	10	15	6	11
UK	40	18	18	6	14

Last FG - STJOHNS 2nd-00:31, UK 2nd-00:56.
Largest lead - STJOHNS by 2 1st-18:58, UK by 27 2nd-03:24.

Score tied - 1 time.
Lead changed - 3 times.

Official Basketball Box Score -- Game Totals -- Final Statistics
North Carolina vs Kentucky
12/03/11 12:00 p.m. at Rupp Arena - Lexington, KY

North Carolina 72 • 6-2

##	Player		Total FG-FGA	3-Ptr FG-FGA	FT-FTA	Rebounds Off	Def	Tot	PF	TP	A	TO	Blk	Stl	Min
31	Henson, John	f	4-11	0-0	2-2	3	5	8	1	10	1	2	3	0	33
40	Barnes, Harrison	f	5-12	4-5	0-0	1	1	2	3	14	0	1	1	0	24
44	Zeller, Tyler	f	4-9	0-0	6-6	5	3	8	1	14	2	4	1	1	28
01	Strickland, Dexter	g	2-6	0-0	1-2	1	2	3	1	5	5	2	0	0	28
05	Marshall, Kendall	g	3-6	2-4	0-0	1	1	2	3	8	8	3	1	1	35
15	Hairston, P.J.		3-4	3-4	2-2	0	0	0	1	11	0	1	0	0	14
24	Watts, Justin		0-1	0-0	0-0	0	1	1	2	0	0	0	0	0	4
35	Bullock, Reggie		3-8	2-5	0-0	2	3	5	1	8	1	0	0	0	19
43	McAdoo, James M.		1-3	0-0	0-2	0	4	4	3	2	0	0	0	0	15
	Team					2	1	3							
	Totals		25-60	11-18	11-14	15	21	36	16	72	17	13	6	2	200

FG % 1st Half: 15-31 48.4% 2nd half: 10-29 34.5% Game: 25-60 41.7%
3FG % 1st Half: 6-9 66.7% 2nd half: 5-9 55.6% Game: 11-18 61.1%
FT % 1st Half: 7-8 87.5% 2nd half: 4-6 66.7% Game: 11-14 78.6%

Deadball Rebounds 1

Kentucky 73 • 8-0

##	Player		Total FG-FGA	3-Ptr FG-FGA	FT-FTA	Rebounds Off	Def	Tot	PF	TP	A	TO	Blk	Stl	Min
03	Jones, Terrence	f	5-14	1-5	3-3	4	3	7	2	14	1	1	3	2	35
14	Kidd-Gilchrist, M.	f	6-10	0-1	5-7	4	7	11	2	17	1	1	1	1	33
23	Davis, Anthony	f	3-6	0-2	1-1	2	7	9	2	7	1	1	2	2	34
20	Lamb, Doron	g	6-12	2-3	0-0	2	2	4	2	14	2	4	0	1	34
25	Teague, Marquis	g	3-11	0-4	1-3	0	2	2	2	7	4	1	0	0	30
01	Miller, Darius		4-8	1-2	3-4	1	0	1	2	12	0	1	0	1	23
30	Vargas, Eloy		0-1	0-0	0-0	1	1	2	0	0	0	0	1	0	6
33	Wiltjer, Kyle		1-1	0-0	0-0	0	0	0	0	2	0	0	0	0	5
	Team					2	0	2							
	Totals		28-63	4-17	13-18	16	22	38	12	73	9	9	7	7	200

FG % 1st Half: 14-38 36.8% 2nd half: 14-25 56.0% Game: 28-63 44.4%
3FG % 1st Half: 2-9 22.2% 2nd half: 2-8 25.0% Game: 4-17 23.5%
FT % 1st Half: 8-12 66.7% 2nd half: 5-6 83.3% Game: 13-18 72.2%

Deadball Rebounds 3

Officials: Tony Greene, Mike Nance, Ron Groover
Technical fouls: North Carolina-None. Kentucky-None.
Attendance: 24398
8th largest attendance in Rupp Arena history

Score by periods	1st	2nd	Total
North Carolina	43	29	**72**
Kentucky	38	35	**73**

Points	In Paint	Off T/O	2nd Chance	Fast Break	Bench
UNC	14	17	14	4	21
UK	36	13	14	8	14

Last FG - UNC 2nd-00:49, UK 2nd-03:03.
Largest lead - UNC by 9 1st-06:52, UK by 6 1st-17:01.

Score tied - 3 times.
Lead changed - 8 times.

Official Basketball Box Score -- Game Totals -- Final Statistics
Kentucky vs Indiana
12/10/11 5:20pm at Bloomington, Ind. (Assembly Hall)

Kentucky 72 • 8-1

##	Player		Total FG-FGA	3-Ptr FG-FGA	FT-FTA	Rebounds Off	Def	Tot	PF	TP	A	TO	Blk	Stl	Min
03	Jones, Terrence	f	2-3	0-0	0-2	0	1	1	0	4	1	6	2	1	28
14	Kidd-Gilchrist, M.	f	9-12	0-0	0-0	4	5	9	1	18	0	2	1	2	38
23	Davis, Anthony	f	3-4	0-0	0-1	2	7	9	4	6	1	1	3	3	24
20	Lamb, Doron	g	5-14	2-3	7-11	1	0	1	2	19	1	1	1	2	36
25	Teague, Marquis	g	6-11	0-1	3-3	0	1	1	2	15	5	3	0	1	31
01	Miller, Darius		4-8	0-3	0-0	0	2	2	3	8	0	2	0	0	26
30	Vargas, Eloy		1-2	0-0	0-0	2	1	3	0	2	0	0	0	1	10
33	Wiltjer, Kyle		0-0	0-0	0-0	0	0	0	1	0	1	1	0	0	7
	Team					1	3	4				1			
	Totals		30-54	2-7	10-17	10	20	30	13	72	9	17	7	10	200

FG % 1st Half: 13-29 44.8% 2nd half: 17-25 68.0% Game: 30-54 55.6%
3FG % 1st Half: 2-6 33.3% 2nd half: 0-1 0.0% Game: 2-7 28.6%
FT % 1st Half: 1-4 25.0% 2nd half: 9-13 69.2% Game: 10-17 58.8%

Deadball Rebounds 5

Indiana 73 • 9-0

##	Player		Total FG-FGA	3-Ptr FG-FGA	FT-FTA	Rebounds Off	Def	Tot	PF	TP	A	TO	Blk	Stl	Min
02	Watford, Christian	f	8-15	4-6	0-0	1	4	5	2	20	1	1	0	1	30
40	Zeller, Cody	f	4-8	0-0	3-3	5	2	7	2	11	1	3	1	1	37
01	Hulls, Jordan	g	4-7	3-6	0-0	0	2	2	3	11	5	5	0	4	35
04	Oladipo, Victor	g	4-12	0-0	5-6	3	4	7	2	13	1	3	1	0	32
12	Jones III, Verdell	g	2-7	0-1	4-5	2	2	4	2	8	3	5	0	1	34
10	Sheehey, Will		3-8	2-2	2-2	1	0	1	3	10	0	0	0	0	16
11	Moore, Daniel		0-0	0-0	0-1	0	0	0	1	0	0	0	0	0	5
25	Pritchard, Tom		0-1	0-0	0-0	0	2	2	1	0	1	1	0	0	11
	Team					2	0	2							
	Totals		25-58	9-15	14-17	14	16	30	16	73	12	18	2	7	200

FG % 1st Half: 9-24 37.5% 2nd half: 16-34 47.1% Game: 25-58 43.1%
3FG % 1st Half: 2-6 33.3% 2nd half: 7-9 77.8% Game: 9-15 60.0%
FT % 1st Half: 10-12 83.3% 2nd half: 4-5 80.0% Game: 14-17 82.4%

Deadball Rebounds 2

Officials: Ted Valentine, Mike Kitts, Tom Eades
Technical fouls: Kentucky-None. Indiana-None.
Attendance: 17472

Score by periods	1st	2nd	Total
Kentucky	29	43	**72**
Indiana	30	43	**73**

Points	In Paint	Off T/O	2nd Chance	Fast Break	Bench
UK	50	19	10	6	10
IND	24	23	16	8	10

Last FG - UK 2nd-00:49, IND 2nd-00:01.
Largest lead - UK by 6 1st-08:18, IND by 10 2nd-15:56.

Score tied - 3 times.
Lead changed - 13 times.

2012 - 2013 KENTUCKY MEN'S BASKETBALL

GAME RECAPS

Official Basketball Box Score -- Game Totals -- Final Statistics
Chattanooga vs Kentucky
12/17/11 8:00 pm at Rupp Arena - Lexington, KY

Chattanooga 62 • 3-8

##	Player		Total FG-FGA	3-Ptr FG-FGA	FT-FTA	Rebounds Off	Def	Tot	PF	TP	A	TO	Blk	Stl	Min
00	Wattad, Omar	f	3-14	3-10	0-0	1	0	1	1	9	2	1	0	1	31
20	Zlovaric, Drazen	f	7-13	0-0	1-1	1	8	9	1	15	0	0	0	1	33
32	Burroughs, Jahmal	f	1-3	0-0	1-3	2	1	3	3	3	0	1	0	0	19
03	Bell, Keegan	g	2-12	2-11	2-2	1	3	4	0	8	4	5	0	1	33
22	Taylor, Ricky	g	3-8	2-3	3-4	1	3	4	1	11	5	2	0	1	27
01	Stokes, Lance		0-1	0-0	0-0	0	0	0	2	0	0	1	0	0	3
02	Hampton, Dontay		0-3	0-2	2-2	1	1	2	1	2	1	1	0	2	12
05	Baker, Drew		0-0	0-0	0-0	0	0	0	0	0	0	0	0	0	1
10	Bareika, Martynas		0-0	0-0	0-0	0	0	0	0	0	0	0	0	0	1
11	White, Ronrico		1-1	1-1	0-0	0	1	1	3	3	1	2	0	0	12
12	Brown, Trey		0-0	0-0	0-0	0	0	0	0	0	0	0	0	0	1
30	Mason, Z.		3-7	0-0	2-3	3	5	8	2	8	0	0	0	1	20
34	Bryant, Jared		1-1	0-0	1-2	0	1	1	3	3	0	1	0	0	7
	Team					1	2	3				1			
	Totals		21-63	8-27	12-17	11	25	36	17	62	13	15	0	7	200

FG % 1st Half: 8-32 25.0% 2nd half: 13-31 41.9% Game: 21-63 33.3%
3FG % 1st Half: 2-11 18.2% 2nd half: 6-16 37.5% Game: 8-27 29.6%
FT % 1st Half: 5-7 71.4% 2nd half: 7-10 70.0% Game: 12-17 70.6%

Deadball Rebounds 3,1

Kentucky 87 • 9-1

##	Player		Total FG-FGA	3-Ptr FG-FGA	FT-FTA	Rebounds Off	Def	Tot	PF	TP	A	TO	Blk	Stl	Min
03	Jones, Terrence	f	0-3	0-1	0-0	0	1	1	1	0	1	2	0	0	10
14	Kidd-Gilchrist, M.	f	4-7	2-3	7-8	4	4	8	3	17	6	3	1	1	34
23	Davis, Anthony	f	7-11	0-0	0-0	5	13	18	2	14	1	1	5	1	30
20	Lamb, Doron	g	10-17	4-9	0-0	0	6	6	2	24	0	0	0	0	30
25	Teague, Marquis	g	5-13	1-5	0-0	1	0	1	3	11	8	1	0	2	30
01	Miller, Darius		4-9	2-7	2-4	0	3	3	1	12	0	1	0	1	25
05	Polson, Jarrod		0-1	0-1	0-2	0	0	0	1	0	0	1	0	0	2
10	Beckham, Twany		0-0	0-0	0-0	0	0	0	0	0	0	0	0	0	3
13	Malone, Sam		0-0	0-0	0-0	0	0	0	0	0	0	2	0	0	3
30	Vargas, Eloy		0-0	0-0	0-0	0	0	0	1	0	1	1	0	0	9
32	Long, Brian		0-0	0-0	0-0	0	0	0	0	0	0	0	0	0	1
33	Wiltjer, Kyle		3-7	3-7	0-0	1	2	3	3	9	0	1	0	0	23
	Team					1	1	2							
	Totals		33-68	12-33	9-14	12	30	42	17	87	17	13	6	5	200

FG % 1st Half: 17-38 44.7% 2nd half: 16-30 53.3% Game: 33-68 48.5%
3FG % 1st Half: 4-16 25.0% 2nd half: 8-17 47.1% Game: 12-33 36.4%
FT % 1st Half: 1-2 50.0% 2nd half: 8-12 66.7% Game: 9-14 64.3%

Deadball Rebounds 2,3

Officials: Joe Lindsay, Mike Nance, Patrick Evans
Technical fouls: Chattanooga-None. Kentucky-None.
Attendance: 23211

Score by periods	1st	2nd	Total
Chattanooga	23	39	**62**
Kentucky	39	48	**87**

Points	In Paint	Off T/O	2nd Chance	Fast Break	Bench
CHAT	24	16	9	4	16
UK	30	15	17	6	21

Last FG - CHAT 2nd-00:16, UK 2nd-03:09.
Largest lead - CHAT None, UK by 34 2nd-03:09.

Score tied - 0 times.
Lead changed - 0 times.

Official Basketball Box Score -- Game Totals -- Final Statistics
Samford vs Kentucky
12/20/11 7:00 pm at Rupp Arena - Lexington, KY

Samford 50 • 3-7

##	Player		Total FG-FGA	3-Ptr FG-FGA	FT-FTA	Rebounds Off	Def	Tot	PF	TP	A	TO	Blk	Stl	Min
35	Hood, Tyler	f	3-8	1-3	4-6	0	3	3	2	11	2	1	0	1	30
01	Windler, Drew	c	5-9	1-3	0-0	0	1	1	1	11	0	4	0	0	26
05	Merritt, Jeffrey	g	3-9	0-3	0-0	0	5	5	1	6	2	2	0	0	35
24	Cook, Will	g	0-4	0-3	0-0	0	4	4	3	0	0	1	0	0	26
25	McNeil, Devin	g	0-0	0-0	0-0	0	0	0	0	0	0	2	0	0	3
02	Hayman, Brandon		1-1	0-0	0-0	0	1	1	4	2	0	2	0	1	14
10	Miller, Connor		1-1	0-0	0-0	0	0	0	0	2	0	0	0	0	7
11	Kelly, Raijon		1-6	0-2	1-2	1	1	2	2	3	3	0	0	0	30
14	Johnson, Kaylin		2-3	1-1	2-2	0	0	0	1	7	1	0	0	0	14
15	Bailey, Hamilton		0-0	0-0	0-0	0	0	0	0	0	0	0	0	0	1
23	Friday, Matthew		4-5	0-1	0-0	2	1	3	0	8	4	2	0	2	13
33	Barnes, Levi		0-0	0-0	0-0	0	0	0	0	0	0	0	0	0	1
	Team					2	1	3							
	Totals		20-46	3-16	7-10	5	17	22	14	50	12	14	0	4	200

FG % 1st Half: 9-22 40.9% 2nd half: 11-24 45.8% Game: 20-46 43.5%
3FG % 1st Half: 1-11 9.1% 2nd half: 2-5 40.0% Game: 3-16 18.8%
FT % 1st Half: 3-4 75.0% 2nd half: 4-6 66.7% Game: 7-10 70.0%

Deadball Rebounds 2,1

Kentucky 82 • 10-1

##	Player		Total FG-FGA	3-Ptr FG-FGA	FT-FTA	Rebounds Off	Def	Tot	PF	TP	A	TO	Blk	Stl	Min
14	Kidd-Gilchrist, M.	f	5-11	0-2	0-0	2	0	2	3	10	2	1	2	0	27
23	Davis, Anthony	f	3-7	0-1	2-2	4	5	9	2	8	0	0	5	3	29
01	Miller, Darius	g	6-10	3-6	2-2	2	0	2	1	17	5	0	0	2	31
20	Lamb, Doron	g	8-12	4-6	6-7	0	6	6	1	26	0	1	0	1	31
25	Teague, Marquis	g	6-11	1-2	1-3	2	2	4	2	14	5	4	0	1	33
05	Polson, Jarrod		0-0	0-0	0-0	0	0	0	0	0	0	0	0	0	2
10	Beckham, Twany		0-0	0-0	0-0	1	2	3	0	0	1	0	0	0	7
30	Vargas, Eloy		1-4	0-0	0-0	3	4	7	0	2	0	0	0	0	17
32	Long, Brian		0-0	0-0	0-0	0	0	0	0	0	0	0	0	0	1
33	Wiltjer, Kyle		2-7	1-4	0-0	1	3	4	3	5	0	1	0	0	22
	Team					1	0	1							
	Totals		31-62	9-21	11-14	16	22	38	12	82	13	7	7	7	200

FG % 1st Half: 18-32 56.3% 2nd half: 13-30 43.3% Game: 31-62 50.0%
3FG % 1st Half: 4-10 40.0% 2nd half: 5-11 45.5% Game: 9-21 42.9%
FT % 1st Half: 5-7 71.4% 2nd half: 6-7 85.7% Game: 11-14 78.6%

Deadball Rebounds 0

Officials: Doug Sirmons, Bert Smith, Lee Cassell
Technical fouls: Samford-None. Kentucky-None.
Attendance: 21984

Score by periods	1st	2nd	Total
Samford	22	28	**50**
Kentucky	45	37	**82**

Points	In Paint	Off T/O	2nd Chance	Fast Break	Bench
SAMFOR	32	5	4	0	22
UK	42	18	18	8	7

Last FG - SAMFORD 2nd-00:15, UK 2nd-00:28.
Largest lead - SAMFORD None, UK by 34 2nd-00:28.

Score tied - 0 times.
Lead changed - 0 times.

Official Basketball Box Score -- Game Totals -- Final Statistics
Loyola vs Kentucky
12/22/11 1:00 pm at Rupp Arena - Lexington, KY

Loyola 63 • 8-3

##	Player		Total FG-FGA	3-Ptr FG-FGA	FT-FTA	Rebounds Off	Def	Tot	PF	TP	A	TO	Blk	Stl	Min
05	Walker, Shane	f	1-5	1-2	1-2	0	4	4	5	4	2	1	0	0	24
15	Latham, Jordan	f	3-7	0-0	1-2	2	1	3	4	7	0	1	0	0	17
02	Drummond, Justin	g	4-12	1-1	1-1	0	1	1	2	10	0	0	0	0	22
03	Cormier, Dylon	g	6-12	1-2	0-4	3	0	3	2	13	2	0	0	1	34
25	Olson, Robert	g	3-9	2-6	1-2	0	2	2	5	9	2	2	0	0	19
01	Winbush, Anthony		0-2	0-1	0-0	0	0	0	2	0	1	1	0	0	12
10	Hall, J'Hared		0-2	0-1	0-0	0	0	0	0	0	0	0	0	0	5
12	Williams, R.J.		1-4	0-2	4-4	0	3	3	3	6	2	1	0	1	25
24	Etherly, Erik		7-8	0-0	0-1	5	6	11	1	14	3	1	1	2	31
30	Brooks, Julius		0-0	0-0	0-0	1	0	1	1	0	0	0	0	0	10
33	Wandrusch, Luke		0-0	0-0	0-0	0	0	0	0	0	0	0	0	0	1
	Team					1	1	2				2			
	Totals		25-61	5-15	8-16	12	18	30	25	63	12	9	1	4	200

FG % 1st Half: 15-34 44.1% 2nd half: 10-27 37.0% Game: 25-61 41.0%
3FG % 1st Half: 4-10 40.0% 2nd half: 1-5 20.0% Game: 5-15 33.3%
FT % 1st Half: 5-8 62.5% 2nd half: 3-8 37.5% Game: 8-16 50.0%

Deadball Rebounds 4

Kentucky 87 • 11-1

##	Player		Total FG-FGA	3-Ptr FG-FGA	FT-FTA	Rebounds Off	Def	Tot	PF	TP	A	TO	Blk	Stl	Min
14	Kidd-Gilchrist, M.	f	4-6	0-1	7-9	3	4	7	5	15	4	2	0	0	27
23	Davis, Anthony	f	5-9	0-0	5-6	2	9	11	1	15	0	0	3	0	34
01	Miller, Darius	g	6-11	0-3	1-3	1	4	5	1	13	3	2	0	1	30
20	Lamb, Doron	g	3-5	0-2	3-3	1	1	2	2	9	2	1	0	0	31
25	Teague, Marquis	g	2-8	0-0	5-6	0	3	3	3	9	3	4	1	0	36
05	Polson, Jarrod		0-0	0-0	0-0	0	0	0	0	0	1	0	0	0	1
10	Beckham, Twany		0-0	0-0	0-0	0	1	1	0	0	0	0	0	0	7
30	Vargas, Eloy		1-2	0-0	0-2	1	1	2	3	2	0	0	1	0	8
32	Long, Brian		0-0	0-0	0-0	0	0	0	0	0	0	0	0	0	1
33	Wiltjer, Kyle		7-11	3-6	7-8	2	2	4	1	24	1	0	0	1	25
	Team					1	2	3	1			1			
	Totals		28-52	3-12	28-37	11	27	38	17	87	14	10	5	2	200

FG % 1st Half: 14-30 46.7% 2nd half: 14-22 63.6% Game: 28-52 53.8%
3FG % 1st Half: 0-6 0.0% 2nd half: 3-6 50.0% Game: 3-12 25.0%
FT % 1st Half: 17-22 77.3% 2nd half: 11-15 73.3% Game: 28-37 75.7%

Deadball Rebounds 4,1

Officials: Doug Shows, Pat Adams, Chuck Jones
Technical fouls: Loyola-None. Kentucky-TEAM.
Attendance: 22774

Score by periods	1st	2nd	Total
Loyola	39	24	**63**
Kentucky	45	42	**87**

Points	In Paint	Off T/O	2nd Chance	Fast Break	Bench
LOYOLA	32	8	11	6	20
UK	44	12	16	8	26

Last FG - LOYOLA 2nd-02:39, UK 2nd-00:12.
Largest lead - LOYOLA by 2 1st-19:09, UK by 24 2nd-05:53.

Score tied - 1 time.
Lead changed - 1 time.

Official Basketball Box Score -- Game Totals -- Final Statistics
Lamar vs Kentucky
12/28/11 8:30 pm at Rupp Arena - Lexington, KY

Lamar 64 • 8-5

##	Player		Total FG-FGA	3-Ptr FG-FGA	FT-FTA	Rebounds Off	Def	Tot	PF	TP	A	TO	Blk	Stl	Min
21	Harper, Charlie	f	0-4	0-1	0-0	1	2	3	2	0	1	3	1	1	26
35	Brown, Stan	f	1-3	0-0	2-2	0	0	0	1	4	0	2	0	0	15
01	Miles, Anthony	g	2-10	1-4	6-6	0	2	2	1	11	2	2	0	4	22
04	Lamb, Devon	g	1-3	0-1	0-3	1	5	6	2	2	1	3	0	3	23
05	James, Mike	g	13-29	1-4	2-2	1	2	3	3	29	1	2	0	3	39
02	Acosta, Nikko		1-1	0-0	0-0	0	1	1	2	2	1	0	0	0	7
03	Lynch, Tre		4-7	0-0	0-0	0	2	2	2	8	0	2	0	1	17
20	Davis, Brandon		0-1	0-1	0-0	1	2	3	1	0	0	1	0	0	5
22	Minor, Donley		1-2	0-1	0-0	1	0	1	2	2	3	0	0	0	20
24	Nelson, Vincenzo		0-2	0-0	2-2	0	1	1	1	2	0	0	0	0	5
33	Ebomwonyi, Osas		2-3	0-0	0-0	4	4	8	4	4	0	0	4	0	21
	Team					5	1	6							
	Totals		25-65	2-12	12-15	14	22	36	21	64	9	15	5	12	200

FG % 1st Half: 9-32 28.1% 2nd half: 16-33 48.5% Game: 25-65 38.5%
3FG % 1st Half: 0-7 0.0% 2nd half: 2-5 40.0% Game: 2-12 16.7%
FT % 1st Half: 10-10 100.0 2nd half: 2-5 40.0% Game: 12-15 80.0%

Deadball Rebounds 2,1

Kentucky 86 • 12-1

##	Player		Total FG-FGA	3-Ptr FG-FGA	FT-FTA	Rebounds Off	Def	Tot	PF	TP	A	TO	Blk	Stl	Min
14	Kidd-Gilchrist, M.	f	5-6	0-0	8-10	1	5	6	2	18	4	1	1	1	26
23	Davis, Anthony	f	5-10	0-0	0-0	3	10	13	2	10	2	0	6	0	34
01	Miller, Darius	g	4-7	4-6	3-4	1	5	6	3	15	1	3	0	1	31
20	Lamb, Doron	g	3-9	1-3	5-6	0	1	1	1	12	2	0	0	0	32
25	Teague, Marquis	g	4-8	1-3	6-7	1	1	2	2	15	4	6	1	1	31
03	Jones, Terrence		4-10	0-0	1-2	4	2	6	2	9	2	3	1	0	27
05	Polson, Jarrod		0-0	0-0	0-0	0	0	0	0	0	0	2	0	1	1
10	Beckham, Twany		0-0	0-0	0-0	0	0	0	0	0	0	0	0	0	1
30	Vargas, Eloy		0-1	0-0	0-0	0	0	0	1	0	0	1	0	0	5
32	Long, Brian		0-0	0-0	0-0	0	0	0	0	0	0	0	0	0	1
33	Wiltjer, Kyle		1-2	1-2	4-4	0	1	1	0	7	0	1	1	0	11
	Team					0	1	1							
	Totals		26-53	7-14	27-33	10	26	36	13	86	15	17	10	4	200

FG % 1st Half: 13-28 46.4% 2nd half: 13-25 52.0% Game: 26-53 49.1%
3FG % 1st Half: 4-9 44.4% 2nd half: 3-5 60.0% Game: 7-14 50.0%
FT % 1st Half: 14-17 82.4% 2nd half: 13-16 81.3% Game: 27-33 81.8%

Deadball Rebounds 0,1

Officials: J.B. Caldwell, Terry Moore, Brian Shey
Technical fouls: Lamar-None. Kentucky-None.
Attendance: 24230

Score by periods	1st	2nd	Total
Lamar	28	36	**64**
Kentucky	44	42	**86**

Points	In Paint	Off T/O	2nd Chance	Fast Break	Bench
LAMAR	32	14	10	13	18
UK	36	22	12	16	16

Last FG - LAMAR 2nd-00:22, UK 2nd-00:59.
Largest lead - LAMAR None, UK by 26 2nd-00:59.

Score tied - 0 times.
Lead changed - 0 times.

2012 - 2013 KENTUCKY MEN'S BASKETBALL
GAME RECAPS

Official Basketball Box Score -- Game Totals -- Final Statistics
Louisville vs Kentucky
12/31/11 12:00 pm at Rupp Arena - Lexington, KY

Louisville 62 • 12-2

##	Player		Total FG-FGA	3-Ptr FG-FGA	FT-FTA	Rebounds Off	Def	Tot	PF	TP	A	TO	Blk	Stl	Min
14	Kuric, Kyle	f	1-4	0-2	0-0	0	2	2	4	2	1	1	0	1	38
24	Behanan, Chane	f	1-3	0-0	2-2	2	3	5	5	4	1	1	0	0	15
10	Dieng, Gorgui	c	2-5	0-0	1-2	0	5	5	4	5	0	3	6	1	33
03	Siva, Peyton	g	2-13	0-4	4-6	0	2	2	4	8	4	3	1	1	29
05	Smith, Chris	g	2-10	1-3	2-2	2	1	3	3	7	0	0	0	3	21
02	Smith, Russ		10-20	3-8	7-10	2	3	5	3	30	0	3	0	3	27
04	Buckles, Rakeem		1-4	0-0	0-0	2	1	3	4	2	0	2	0	0	15
21	Swopshire, Jared		1-2	0-1	2-3	0	2	2	2	4	0	0	1	3	17
22	Justice, Elisha		0-0	0-0	0-0	0	1	1	0	0	0	0	0	0	1
23	Ware, Kevin		0-1	0-0	0-2	0	0	0	0	0	0	1	0	0	4
	Team					2	1	3							
	Totals		20-62	4-18	18-27	10	21	31	29	62	6	14	8	12	200

FG % 1st Half: 11-27 40.7% 2nd half: 9-35 25.7% Game: 20-62 32.3%
3FG % 1st Half: 1-5 20.0% 2nd half: 3-13 23.1% Game: 4-18 22.2%
FT % 1st Half: 10-14 71.4% 2nd half: 8-13 61.5% Game: 18-27 66.7%

Deadball Rebounds 3,4

Kentucky 69 • 13-1

##	Player		Total FG-FGA	3-Ptr FG-FGA	FT-FTA	Rebounds Off	Def	Tot	PF	TP	A	TO	Blk	Stl	Min
14	Kidd-Gilchrist, M.	f	7-16	2-4	8-13	6	13	19	3	24	1	0	0	0	39
23	Davis, Anthony	f	3-4	0-0	12-13	2	8	10	3	18	0	2	6	3	27
01	Miller, Darius	g	2-8	1-3	2-2	3	1	4	4	7	1	8	0	0	32
20	Lamb, Doron	g	1-7	0-3	8-9	0	0	0	4	10	2	4	0	0	24
25	Teague, Marquis	g	1-8	0-3	2-2	0	3	3	5	4	5	4	1	0	29
03	Jones, Terrence		1-9	0-1	0-4	3	8	11	1	2	0	1	0	3	30
10	Beckham, Twany		0-0	0-0	0-0	0	0	0	0	0	1	0	0	0	2
30	Vargas, Eloy		0-0	0-0	0-0	0	0	0	0	0	0	0	0	0	2
33	Wiltjer, Kyle		2-5	0-2	0-0	0	2	2	2	4	0	1	0	0	15
	Team					6	2	8	1			1			
	Totals		17-57	3-16	32-43	20	37	57	23	69	10	21	7	6	200

FG % 1st Half: 8-29 27.6% 2nd half: 9-28 32.1% Game: 17-57 29.8%
3FG % 1st Half: 3-9 33.3% 2nd half: 0-7 0.0% Game: 3-16 18.8%
FT % 1st Half: 17-23 73.9% 2nd half: 15-20 75.0% Game: 32-43 74.4%

Deadball Rebounds 6,1

Officials: Tony Greene, Jamie Luckie, Michael Stephens
Technical fouls: Louisville-Behanan, Chane. Kentucky-TEAM.
Attendance: 24387

Score by periods	1st	2nd	Total
Louisville	33	29	**62**
Kentucky	36	33	**69**

Points	In Paint	Off T/O	2nd Chance	Fast Break	Bench
UL	26	15	6	10	36
UK	24	19	20	4	6

Score tied - 1 time.
Lead changed - 1 time.

Last FG - UL 2nd-00:02, UK 2nd-01:10.
Largest lead - UL by 2 1st-19:46, UK by 15 1st-05:09.

Official Basketball Box Score -- Game Totals -- Final Statistics
Ark. Little Rock vs Kentucky
01/03/12 7:00 pm at Freedom Hall - Louisville, KY

Ark. Little Rock 51 • 5-11

##	Player		Total FG-FGA	3-Ptr FG-FGA	FT-FTA	Rebounds Off	Def	Tot	PF	TP	A	TO	Blk	Stl	Min
12	Jackson, Courtney	f	3-10	0-0	0-0	5	6	11	2	6	0	2	0	2	32
23	Lockhart, Taggart	f	1-3	0-1	0-0	1	0	1	4	2	1	1	1	1	28
44	Javes, Michael	f	2-8	1-2	1-2	1	1	2	5	6	0	0	1	1	23
10	Williams, D'Andre	g	5-15	1-3	0-0	0	2	2	2	11	6	4	0	0	37
13	Guy, Chuck	g	6-13	4-7	3-4	1	2	3	1	19	1	1	0	4	30
02	Sutherland, Tramar		0-3	0-0	3-4	0	0	0	0	3	0	0	0	0	9
05	Lawton, Eric		0-1	0-1	0-0	0	0	0	0	0	1	0	0	1	5
21	Louzeiro, Marlon		2-5	0-0	0-0	0	0	0	1	4	0	0	0	1	17
22	Fondren, Reggie		0-2	0-2	0-0	0	0	0	1	0	0	1	0	0	9
24	Dillard, Ben		0-1	0-1	0-0	0	0	0	1	0	0	0	0	0	10
	Team					4	0	4							
	Totals		19-61	6-17	7-10	12	11	23	17	51	9	9	2	10	200

FG % 1st Half: 13-38 34.2% 2nd half: 6-23 26.1% Game: 19-61 31.1%
3FG % 1st Half: 4-10 40.0% 2nd half: 2-7 28.6% Game: 6-17 35.3%
FT % 1st Half: 0-0 0.0% 2nd half: 7-10 70.0% Game: 7-10 70.0%

Deadball Rebounds 2

Kentucky 73 • 14-1

##	Player		Total FG-FGA	3-Ptr FG-FGA	FT-FTA	Rebounds Off	Def	Tot	PF	TP	A	TO	Blk	Stl	Min
03	Jones, Terrence	f	3-6	1-2	3-4	3	3	6	3	10	1	4	2	1	26
14	Kidd-Gilchrist, M.	f	3-7	1-3	2-2	5	5	10	1	9	1	6	3	0	31
23	Davis, Anthony	f	9-11	0-0	4-7	4	12	16	2	22	1	2	3	0	36
20	Lamb, Doron	g	4-7	1-3	0-1	1	4	5	1	9	3	1	0	0	30
25	Teague, Marquis	g	2-7	0-2	2-2	0	1	1	4	6	5	2	1	0	27
01	Miller, Darius		6-11	3-5	0-0	3	3	6	3	15	3	1	1	1	31
10	Beckham, Twany		0-0	0-0	0-0	0	0	0	0	0	0	0	0	0	1
30	Vargas, Eloy		0-1	0-0	0-0	0	1	1	1	0	0	1	2	0	4
33	Wiltjer, Kyle		1-6	0-1	0-0	2	0	2	2	2	0	2	0	1	14
	Team					2	1	3							
	Totals		28-56	6-16	11-16	20	30	50	17	73	14	19	12	3	200

FG % 1st Half: 11-28 39.3% 2nd half: 17-28 60.7% Game: 28-56 50.0%
3FG % 1st Half: 2-8 25.0% 2nd half: 4-8 50.0% Game: 6-16 37.5%
FT % 1st Half: 3-4 75.0% 2nd half: 8-12 66.7% Game: 11-16 68.8%

Deadball Rebounds 2,1

Officials: Ted Valentine, Mike Eades, Don Daily
Technical fouls: Ark. Little Rock-None. Kentucky-None.
Attendance: 14747

Score by periods	1st	2nd	Total
Ark. Little Rock	30	21	**51**
Kentucky	27	46	**73**

Points	In Paint	Off T/O	2nd Chance	Fast Break	Bench
UALR	14	18	4	6	7
UK	36	10	20	8	17

Score tied - 2 times.
Lead changed - 8 times.

Last FG - UALR 2nd-00:07, UK 2nd-00:56.
Largest lead - UALR by 5 1st-09:36, UK by 25 2nd-00:56.

Official Basketball Box Score -- Game Totals -- Final Statistics
South Carolina vs Kentucky
01/07/12 4:00 pm at Rupp Arena - Lexington, KY

South Carolina 64 • 8-7, 0-1

##	Player		Total FG-FGA	3-Ptr FG-FGA	FT-FTA	Rebounds Off	Def	Tot	PF	TP	A	TO	Blk	Stl	Min
13	Gill, Anthony	f	4-11	0-1	2-2	3	4	7	4	10	0	2	0	3	30
15	Cooke, Malik	f	5-14	0-2	1-2	2	4	6	1	11	3	1	0	1	38
24	Harris, Damontre	f	4-5	0-0	2-2	2	1	3	4	10	1	0	2	1	23
30	Jackson, Lakeem	f	1-3	0-0	0-0	3	0	3	0	2	0	1	0	0	15
05	Smith, Eric	g	1-4	1-2	0-0	0	3	3	0	3	1	1	0	0	12
02	Richardson, Brian		0-2	0-2	0-0	0	0	0	1	0	0	0	0	1	5
23	Ellington, Bruce		3-13	1-8	1-2	1	1	2	1	8	4	0	0	1	29
32	Leonard, Damien		5-8	3-6	2-2	0	2	2	3	15	0	3	0	0	24
33	Slawson, RJ		2-4	1-1	0-0	5	1	6	4	5	1	1	1	1	19
45	Geathers, Carlton		0-0	0-0	0-0	0	0	0	0	0	0	1	0	0	5
	Team					0	0	0				2			
	Totals		25-64	6-22	8-10	16	16	32	18	64	10	12	3	8	200

FG % 1st Half: 8-32 25.0% 2nd half: 17-32 53.1% Game: 25-64 39.1%
3FG % 1st Half: 1-10 10.0% 2nd half: 5-12 41.7% Game: 6-22 27.3%
FT % 1st Half: 1-2 50.0% 2nd half: 7-8 87.5% Game: 8-10 80.0%

Deadball Rebounds 1,1

Kentucky 79 • 15-1, 1-0

##	Player		Total FG-FGA	3-Ptr FG-FGA	FT-FTA	Rebounds Off	Def	Tot	PF	TP	A	TO	Blk	Stl	Min
03	Jones, Terrence	f	8-9	1-2	3-5	2	1	3	2	20	1	4	0	0	32
14	Kidd-Gilchrist, M.	f	3-5	0-1	3-4	2	4	6	0	9	2	3	1	0	37
23	Davis, Anthony	f	5-10	0-0	2-2	2	8	10	2	12	0	1	7	2	30
20	Lamb, Doron	g	3-5	2-3	2-2	0	3	3	2	10	2	1	0	0	28
25	Teague, Marquis	g	6-10	1-1	4-5	0	3	3	1	17	4	2	0	1	36
01	Miller, Darius		1-6	0-2	2-2	0	1	1	3	4	4	3	0	0	19
30	Vargas, Eloy		1-1	0-0	0-2	0	0	0	0	2	0	0	0	1	10
33	Wiltjer, Kyle		2-3	1-2	0-0	0	1	1	1	5	0	1	0	0	8
	Team					1	2	3							
	Totals		29-49	5-11	16-22	7	23	30	11	79	13	15	8	4	200

FG % 1st Half: 13-23 56.5% 2nd half: 16-26 61.5% Game: 29-49 59.2%
3FG % 1st Half: 2-5 40.0% 2nd half: 3-6 50.0% Game: 5-11 45.5%
FT % 1st Half: 6-9 66.7% 2nd half: 10-13 76.9% Game: 16-22 72.7%

Deadball Rebounds 2,1

Officials: Joe Lindsay, Tom Eades, Patrick Evans
Technical fouls: South Carolina-None. Kentucky-None.
Attendance: 24219

Score by periods	1st	2nd	Total
South Carolina	18	46	**64**
Kentucky	34	45	**79**

Points	In Paint	Off T/O	2nd Chance	Fast Break	Bench
SC	26	16	15	0	28
UK	48	10	4	12	11

Score tied - 1 time.
Lead changed - 1 time.

Last FG - SC 2nd-00:19, UK 2nd-01:27.
Largest lead - SC by 4 1st-18:38, UK by 21 2nd-12:53.

Official Basketball Box Score -- Game Totals -- Final Statistics
Kentucky vs Auburn
01/11/12 7:00 pm at Auburn Arena -- Auburn, Ala.

Kentucky 68 • 16-1, 2-0

##	Player		Total FG-FGA	3-Ptr FG-FGA	FT-FTA	Rebounds Off	Def	Tot	PF	TP	A	TO	Blk	Stl	Min
03	Jones, Terrence	f	5-11	0-2	2-2	3	2	5	2	12	0	1	0	3	32
14	Kidd-Gilchrist, M.	f	2-10	0-3	3-4	2	1	3	3	7	3	4	3	3	30
23	Davis, Anthony	f	6-9	0-1	2-2	4	2	6	1	14	2	0	4	3	37
01	Miller, Darius	g	3-6	3-5	0-0	0	4	4	4	9	1	0	0	0	24
25	Teague, Marquis	g	4-11	2-3	2-2	2	2	4	4	12	3	3	0	0	35
20	Lamb, Doron		3-7	2-5	6-8	0	3	3	1	14	1	0	0	1	35
30	Vargas, Eloy		0-0	0-0	0-0	0	0	0	1	0	0	0	0	0	3
33	Wiltjer, Kyle		0-3	0-1	0-0	0	0	0	0	0	0	0	0	0	4
	Team					2	2	4							
	Totals		23-57	7-20	15-18	13	16	29	16	68	10	8	7	10	200

FG % 1st Half: 11-27 40.7% 2nd half: 12-30 40.0% Game: 23-57 40.4%
3FG % 1st Half: 5-12 41.7% 2nd half: 2-8 25.0% Game: 7-20 35.0%
FT % 1st Half: 5-7 71.4% 2nd half: 10-11 90.9% Game: 15-18 83.3%

Deadball Rebounds 5

Auburn 53 • 10-6, 0-2

##	Player		Total FG-FGA	3-Ptr FG-FGA	FT-FTA	Rebounds Off	Def	Tot	PF	TP	A	TO	Blk	Stl	Min
22	Gabriel, Kenny	f	3-6	0-3	0-0	3	2	5	4	6	2	2	3	0	26
45	Forbes, Adrian	f	1-1	0-0	0-0	2	3	5	0	2	0	0	0	1	20
41	Chubb, Rob	c	5-10	0-0	4-4	3	5	8	2	14	1	4	1	0	35
01	Ward, Varez	g	2-9	0-2	2-2	0	1	1	3	6	4	3	0	0	25
03	Denson, Chris	g	5-11	0-1	2-4	3	1	4	4	12	1	1	0	0	33
00	Langford, Josh		2-5	0-2	0-0	0	1	1	1	4	0	2	0	0	13
11	Wallace, Josh		2-4	0-0	0-0	0	3	3	1	4	2	0	0	0	15
23	Sullivan, Frankie		1-4	1-3	2-2	0	2	2	3	5	2	3	0	1	28
32	Johnson, Noel		0-1	0-1	0-0	0	0	0	1	0	0	0	0	0	5
	Team					5	1	6							
	Totals		21-51	1-12	10-12	16	19	35	19	53	12	15	4	2	200

FG % 1st Half: 13-27 48.1% 2nd half: 8-24 33.3% Game: 21-51 41.2%
3FG % 1st Half: 0-4 0.0% 2nd half: 1-8 12.5% Game: 1-12 8.3%
FT % 1st Half: 2-3 66.7% 2nd half: 8-9 88.9% Game: 10-12 83.3%

Deadball Rebounds 0

Officials: John Cahill, Mike Nance, Mike Roberts
Technical fouls: Kentucky-None. Auburn-None.
Attendance: 9121

Score by periods	1st	2nd	Total
Kentucky	32	36	**68**
Auburn	28	25	**53**

Points	In Paint	Off T/O	2nd Chance	Fast Break	Bench
UK	30	24	15	6	14
AU	36	6	14	8	13

Score tied - 8 times.
Lead changed - 12 times.

Last FG - UK 2nd-00:02, AU 2nd-02:47.
Largest lead - UK by 15 2nd-00:02, AU by 3 1st-11:04.

2012 - 2013 KENTUCKY MEN'S BASKETBALL
GAME RECAPS

Official Basketball Box Score -- Game Totals -- Final Statistics
Kentucky vs Tennessee
01/14/12 Noon at Knoxville, Tenn. (Thompson-Boling Arena)

Kentucky 65 • 17-1, 3-0 SEC

##	Player		Total FG-FGA	3-Ptr FG-FGA	FT-FTA	Rebounds Off	Def	Tot	PF	TP	A	TO	Blk	Stl	Min
03	Jones, Terrence	f	4-8	0-1	2-3	2	3	5	5	10	1	3	3	1	24
14	Kidd-Gilchrist, M.	f	4-11	1-1	8-12	6	6	12	1	17	1	2	1	3	39
23	Davis, Anthony	f	7-10	0-0	4-5	2	6	8	2	18	2	0	4	2	35
01	Miller, Darius	g	1-4	0-1	2-2	0	1	1	3	4	0	0	0	1	23
25	Teague, Marquis	g	3-8	0-0	1-2	0	1	1	3	7	1	5	0	1	38
10	Beckham, Twany		0-0	0-0	0-0	0	0	0	0	0	0	0	0	0	1
20	Lamb, Doron		1-7	0-1	2-3	0	4	4	2	4	2	2	0	0	28
30	Vargas, Eloy		0-0	0-0	0-0	0	1	1	0	0	0	0	0	0	3
33	Wiltjer, Kyle		1-1	1-1	2-2	0	1	1	3	5	0	1	0	0	9
	Team					0	2	2	1						
	Totals		21-49	2-5	21-29	10	25	35	20	65	7	13	8	8	200

FG % 1st Half: 9-25 36.0% 2nd half: 12-24 50.0% Game: 21-49 42.9%
3FG % 1st Half: 0-2 0.0% 2nd half: 2-3 66.7% Game: 2-5 40.0%
FT % 1st Half: 10-15 66.7% 2nd half: 11-14 78.6% Game: 21-29 72.4%

Deadball Rebounds 3

Tennessee 62 • 8-9, 1-2 SEC

##	Player		Total FG-FGA	3-Ptr FG-FGA	FT-FTA	Rebounds Off	Def	Tot	PF	TP	A	TO	Blk	Stl	Min
03	Woolridge, Renaldo	f	0-6	0-3	0-0	2	2	4	1	0	1	1	1	0	16
34	Maymon, Jeronne	f	4-7	0-0	7-10	2	8	10	4	15	0	3	0	2	30
01	Richardson, Josh	g	2-2	1-1	0-0	0	1	1	4	5	0	0	3	0	16
11	Golden, Trae	g	1-6	0-3	0-0	0	1	1	2	2	6	2	0	0	31
23	Tatum, Cameron	g	5-11	3-6	3-4	0	2	2	3	16	3	2	0	1	34
00	Makanjuola, Yemi		0-0	0-0	0-0	0	1	1	1	0	0	0	0	0	2
05	Stokes, Jarnell		4-5	0-0	1-2	1	3	4	2	9	1	3	0	0	17
13	McBee, Skylar		2-4	2-4	0-0	0	3	3	1	6	0	1	0	1	25
20	Hall, Kenny		3-9	0-0	2-2	1	2	3	3	8	0	2	1	0	18
52	McRae, Jordan		0-2	0-0	1-2	0	0	0	1	1	1	1	0	0	11
	Team					3	0	3							
	Totals		21-52	6-17	14-20	9	23	32	22	62	12	15	5	4	200

FG % 1st Half: 10-24 41.7% 2nd half: 11-28 39.3% Game: 21-52 40.4%
3FG % 1st Half: 2-6 33.3% 2nd half: 4-11 36.4% Game: 6-17 35.3%
FT % 1st Half: 12-17 70.6% 2nd half: 2-3 66.7% Game: 14-20 70.0%

Deadball Rebounds 3

Officials: Anthony Jordan, Mike Nance, Roger Ayers
Technical fouls: Kentucky-TEAM. Tennessee-None.
Attendance: 21678

Score by periods	1st	2nd	Total
Kentucky	28	37	**65**
Tennessee	34	28	**62**

Points	In Paint	Off T/O	2nd Chance	Fast Break	Bench
UK	28	11	11	4	9
UT	24	14	5	9	24

Last FG - UK 2nd-00:53, UT 2nd-00:02.
Largest lead - UK by 8 2nd-00:53, UT by 8 2nd-15:00.

Score tied - 7 times.
Lead changed - 4 times.

Official Basketball Box Score -- Game Totals -- Final Statistics
Arkansas vs Kentucky
01/17/12 9:00 pm at Rupp Arena - Lexington, KY

Arkansas 63 • 13-5, 2-2

##	Player		Total FG-FGA	3-Ptr FG-FGA	FT-FTA	Rebounds Off	Def	Tot	PF	TP	A	TO	Blk	Stl	Min
04	Abron, Devonta	f	1-6	0-0	1-2	2	1	3	2	3	0	0	0	1	11
31	Sanchez, Michael	f	1-3	0-0	1-4	0	0	0	2	3	0	3	0	0	19
01	Wade, Mardracus	g	4-7	1-2	3-4	0	0	0	3	12	0	0	0	2	26
03	Scott, Rickey	g	3-8	0-1	3-4	1	4	5	1	9	2	1	0	0	25
23	Nobles, Julysses	g	2-9	0-2	0-0	0	5	5	1	4	2	3	0	0	33
00	Madden, Rashad		3-6	2-3	2-2	1	1	2	2	10	0	1	0	0	21
11	Young, BJ		4-11	0-3	2-2	0	1	1	1	10	1	1	0	1	20
21	Mickelson, Hunter		1-1	0-0	0-0	1	3	4	5	2	0	2	1	0	15
22	Waithe, Marvell		4-6	2-4	0-0	0	3	3	2	10	0	0	2	0	30
	Team					1	2	3							
	Totals		23-57	5-15	12-18	6	20	26	19	63	5	11	3	4	200

FG % 1st Half: 9-29 31.0% 2nd half: 14-28 50.0% Game: 23-57 40.4%
3FG % 1st Half: 0-7 0.0% 2nd half: 5-8 62.5% Game: 5-15 33.3%
FT % 1st Half: 3-6 50.0% 2nd half: 9-12 75.0% Game: 12-18 66.7%

Deadball Rebounds 4

Kentucky 86 • 18-1, 4-0

##	Player		Total FG-FGA	3-Ptr FG-FGA	FT-FTA	Rebounds Off	Def	Tot	PF	TP	A	TO	Blk	Stl	Min
03	Jones, Terrence	f	4-8	0-1	5-8	1	8	9	3	13	0	0	5	1	31
14	Kidd-Gilchrist, M.	f	4-7	0-0	2-2	1	3	4	2	10	4	4	1	0	24
23	Davis, Anthony	f	10-12	0-1	7-8	4	10	14	0	27	0	0	7	0	36
01	Miller, Darius	g	5-8	1-3	0-1	1	1	2	4	11	0	2	0	0	21
25	Teague, Marquis	g	2-4	0-0	3-4	0	4	4	2	7	9	3	0	2	36
10	Beckham, Twany		0-0	0-0	0-0	0	1	1	0	0	0	1	0	1	4
20	Lamb, Doron		5-12	2-4	2-2	0	2	2	1	14	0	2	0	1	31
30	Vargas, Eloy		0-0	0-0	0-0	0	0	0	1	0	0	0	0	0	2
33	Wiltjer, Kyle		2-5	0-2	0-0	2	0	2	0	4	0	0	0	0	15
	Team					0	0	0							
	Totals		32-56	3-11	19-25	9	29	38	13	86	13	12	13	5	200

FG % 1st Half: 13-27 48.1% 2nd half: 19-29 65.5% Game: 32-56 57.1%
3FG % 1st Half: 1-6 16.7% 2nd half: 2-5 40.0% Game: 3-11 27.3%
FT % 1st Half: 10-14 71.4% 2nd half: 9-11 81.8% Game: 19-25 76.0%

Deadball Rebounds 1,1

Officials: Tony Greene, Joe Lindsay, Mike Nance
Technical fouls: Arkansas-None. Kentucky-None.
Attendance: 24093

Score by periods	1st	2nd	Total
Arkansas	21	42	**63**
Kentucky	37	49	**86**

Points	In Paint	Off T/O	2nd Chance	Fast Break	Bench
ARK	30	10	5	6	32
UK	46	9	12	6	18

Last FG - ARK 2nd-00:14, UK 2nd-00:22.
Largest lead - ARK None, UK by 28 2nd-10:07.

Score tied - 0 times.
Lead changed - 0 times.

Official Basketball Box Score -- Game Totals -- Final Statistics
Alabama vs Kentucky
01/21/12 12:00 pm at Rupp Arena - Lexington, KY

Alabama 71 • 13-6, 2-3

##	Player		Total FG-FGA	3-Ptr FG-FGA	FT-FTA	Rebounds Off	Def	Tot	PF	TP	A	TO	Blk	Stl	Min
01	Green, Jamychal	f	8-13	0-0	6-8	4	8	12	3	22	0	3	1	0	36
05	Mitchell, Tony	f	2-9	1-1	1-3	3	1	4	5	6	0	2	1	1	20
03	Lacey, Trevor	g	4-7	2-4	0-0	0	5	5	2	10	5	3	0	0	35
12	Releford, Trevor	g	6-8	2-2	3-5	1	2	3	3	17	3	0	0	2	36
20	Randolph, Levi	g	0-1	0-0	0-0	0	1	1	3	0	1	1	0	0	14
02	Hankerson, Charles		0-1	0-0	0-0	0	0	0	1	0	0	0	0	0	0+
14	Gueye, Moussa		0-0	0-0	3-4	0	2	2	3	3	0	2	0	0	5
15	Jacobs, Nick		4-10	0-0	1-1	1	2	3	2	9	0	2	0	0	28
22	Steele, Andrew		0-1	0-0	4-4	0	2	2	5	4	2	1	0	0	26
	Team					1	2	3							
	Totals		24-50	5-7	18-25	10	25	35	27	71	11	14	2	3	200

FG % 1st Half: 11-30 36.7% 2nd half: 13-20 65.0% Game: 24-50 48.0%
3FG % 1st Half: 3-4 75.0% 2nd half: 2-3 66.7% Game: 5-7 71.4%
FT % 1st Half: 7-10 70.0% 2nd half: 11-15 73.3% Game: 18-25 72.0%

Deadball Rebounds 3

Kentucky 77 • 19-1,5-0

##	Player		Total FG-FGA	3-Ptr FG-FGA	FT-FTA	Rebounds Off	Def	Tot	PF	TP	A	TO	Blk	Stl	Min
03	Jones, Terrence	f	4-7	1-2	6-12	3	3	6	4	15	1	2	2	1	32
14	Kidd-Gilchrist, M.	f	4-7	0-1	5-7	1	5	6	5	13	1	0	1	2	23
23	Davis, Anthony	f	2-10	0-0	7-9	6	3	9	2	11	0	0	4	4	39
01	Miller, Darius	g	2-5	2-4	5-6	1	1	2	2	11	4	2	1	2	29
25	Teague, Marquis	g	4-11	0-1	2-4	1	1	2	2	10	1	3	0	0	38
20	Lamb, Doron		5-8	2-3	2-2	0	4	4	3	14	2	1	0	0	33
33	Wiltjer, Kyle		1-3	1-3	0-0	0	1	1	0	3	0	0	1	0	6
	Team					1	0	1							
	Totals		22-51	6-14	27-40	13	18	31	18	77	9	8	9	9	200

FG % 1st Half: 14-31 45.2% 2nd half: 8-20 40.0% Game: 22-51 43.1%
3FG % 1st Half: 5-10 50.0% 2nd half: 1-4 25.0% Game: 6-14 42.9%
FT % 1st Half: 4-11 36.4% 2nd half: 23-29 79.3% Game: 27-40 67.5%

Deadball Rebounds 4,2

Officials: Doug Shows, Mike Nance, Doug Sirmons
Technical fouls: Alabama-None. Kentucky-None.
Attendance: 24246

Score by periods	1st	2nd	Total
Alabama	32	39	**71**
Kentucky	37	40	**77**

Points	In Paint	Off T/O	2nd Chance	Fast Break	Bench
UA	30	13	12	4	16
UK	28	14	11	12	17

Last FG - UA 2nd-01:57, UK 2nd-06:57.
Largest lead - UA by 4 1st-18:01, UK by 8 1st-13:48.

Score tied - 2 times.
Lead changed - 2 times.

Official Basketball Box Score -- Game Totals -- Final Statistics
Kentucky vs Georgia
01/24/12 9:00 p.m. at Stegeman Coliseum - Athens, Ga.

Kentucky 57 • 20-1 (6-0)

##	Player		Total FG-FGA	3-Ptr FG-FGA	FT-FTA	Rebounds Off	Def	Tot	PF	TP	A	TO	Blk	Stl	Min
03	Jones, Terrence	*	2-5	0-0	1-4	1	6	7	4	5	1	1	3	1	26
14	Kidd-Gilchrist, M.	*	6-14	0-3	2-2	2	9	11	1	14	3	2	1	0	37
20	Lamb, Doron	*	2-8	2-5	1-2	0	1	1	1	7	1	1	0	1	34
23	Davis, Anthony	*	1-2	0-0	2-2	4	7	11	2	4	0	2	5	0	39
25	Teague, Marquis	*	1-7	0-3	0-0	1	6	7	1	2	7	0	0	0	33
01	Miller, Darius		7-8	4-4	1-2	0	0	0	2	19	0	3	0	0	23
33	Wiltjer, Kyle		2-4	2-3	0-0	0	2	2	1	6	1	1	1	0	8
	Team					1	1	2				1			
	Totals		21-48	8-18	7-12	9	32	41	12	57	13	11	10	2	200

FG % 1st Half: 14-25 56.0% 2nd half: 7-23 30.4% Game: 21-48 43.8%
3FG % 1st Half: 6-10 60.0% 2nd half: 2-8 25.0% Game: 8-18 44.4%
FT % 1st Half: 4-4 100.0 2nd half: 3-8 37.5% Game: 7-12 58.3%

Deadball Rebounds 3

Georgia 44 • 10-10 (1-5)

##	Player		Total FG-FGA	3-Ptr FG-FGA	FT-FTA	Rebounds Off	Def	Tot	PF	TP	A	TO	Blk	Stl	Min
01	Caldwell-Pope, Ken.	*	3-11	1-5	0-0	0	4	4	1	7	1	1	1	1	36
03	Ware, Dustin	*	5-12	2-8	0-1	0	1	1	0	12	1	0	0	2	37
15	Williams, Donte'	*	4-6	0-0	0-0	1	1	2	2	8	0	0	0	0	35
22	Robinson, Gerald	*	3-14	0-2	0-0	0	5	5	2	6	3	4	1	3	35
42	Djurisic, Nemanja	*	4-9	2-3	0-0	1	4	5	3	10	2	1	0	0	26
02	Thornton, Marcus		0-2	0-0	1-2	0	0	0	0	1	0	0	1	2	17
11	Williams, Vincent		0-1	0-0	0-0	0	0	0	0	0	1	0	0	0	8
32	Florveus, John		0-0	0-0	0-0	1	0	1	3	0	1	0	1	0	6
	Team					3	5	8							
	Totals		19-55	5-18	1-3	6	20	26	11	44	9	6	4	8	200

FG % 1st Half: 11-30 36.7% 2nd half: 8-25 32.0% Game: 19-55 34.5%
3FG % 1st Half: 3-11 27.3% 2nd half: 2-7 28.6% Game: 5-18 27.8%
FT % 1st Half: 1-2 50.0% 2nd half: 0-1 0.0% Game: 1-3 33.3%

Deadball Rebounds 0

Officials: Tom Eades, John Cahill, Mark Whitehead
Technical fouls: Kentucky-None. Georgia-None.
Attendance: 10523
Actual Tip Time: 9:07 p.m. Actual End Time: 10:50 Elapsed Time: 1hr 43m

Score by periods	1st	2nd	Total
Kentucky	38	19	**57**
Georgia	26	18	**44**

Points	In Paint	Off T/O	2nd Chance	Fast Break	Bench
UK	24	3	4	2	25
UG	26	10	6	2	1

Last FG - UK 2nd-02:53, UG 2nd-00:39.
Largest lead - UK by 19 2nd-02:53, UG by 3 1st-13:56.

Score tied - 2 times.
Lead changed - 4 times.

GAME RECAPS

Official Basketball Box Score -- Game Totals -- Final Statistics

Kentucky vs LSU

01/28/12 3:00 PM at Maravich Center (Baton Rouge, LA)

Kentucky 74 • 21-1 (7-0)

##	Player		Total FG-FGA	3-Ptr FG-FGA	FT-FTA	Rebounds Off	Def	Tot	PF	TP	A	TO	Blk	Stl	Min
03	Jones, Terrence	f	10-16	0-0	7-8	5	4	9	3	27	1	0	3	2	30
14	Kidd-Gilchrist, M.	f	0-5	0-1	1-2	3	5	8	2	1	4	3	0	2	33
23	Davis, Anthony	f	6-6	0-0	4-10	3	7	10	1	16	1	0	3	2	28
20	Lamb, Doron	g	3-9	2-4	1-2	0	3	3	2	9	1	0	0	1	26
25	Teague, Marquis	g	2-6	2-4	0-0	0	2	2	1	6	4	1	2	0	31
01	Miller, Darius		5-9	3-5	0-0	1	0	1	2	13	1	0	0	1	29
10	BECKHAM, Twany		0-0	0-0	0-0	0	0	0	0	0	0	0	0	0	2
30	Vargas, Eloy		0-1	0-0	0-0	2	1	3	1	0	0	1	0	0	7
33	Wiltjer, Kyle		0-3	0-1	2-4	0	0	0	0	2	0	1	0	0	14
	Team					2	1	3							
	Totals		26-55	7-15	15-26	16	23	39	12	74	12	6	8	8	200

FG % 1st Half: 12-27 44.4% 2nd half: 14-28 50.0% Game: 26-55 47.3%
3FG % 1st Half: 5-11 45.5% 2nd half: 2-4 50.0% Game: 7-15 46.7%
FT % 1st Half: 6-11 54.5% 2nd half: 9-15 60.0% Game: 15-26 57.7%

Deadball Rebounds 6

LSU 50 • 12-9 (2-5)

##	Player		Total FG-FGA	3-Ptr FG-FGA	FT-FTA	Rebounds Off	Def	Tot	PF	TP	A	TO	Blk	Stl	Min
02	O'BRYANT III, Johnny	f	6-15	0-1	0-0	4	5	9	1	12	0	4	2	1	28
13	LUDWIG, Eddie	f	0-0	0-0	0-0	0	1	1	2	0	0	0	0	0	7
41	HAMILTON, Justin	c	3-7	0-0	1-2	1	2	3	5	7	1	1	1	0	19
01	HICKEY, Anthony	g	2-6	1-3	0-1	1	3	4	2	5	5	0	0	1	32
22	TURNER, Ralston	g	2-6	0-1	0-0	2	2	4	0	4	1	1	0	0	33
04	BASS, Chris		0-0	0-0	0-0	0	0	0	0	0	2	2	0	0	10
05	WHITE, Malcolm		0-1	0-0	0-0	1	0	1	3	0	0	0	0	0	7
10	STRINGER, Andre		2-7	0-3	4-4	0	0	0	2	8	4	0	0	0	28
14	COURTNEY, Jalen		0-1	0-1	0-0	0	0	0	0	0	0	0	0	0	2
24	WARREN, Storm		5-9	0-0	1-2	1	2	3	3	11	0	1	1	0	21
32	ISAAC, John		1-1	0-0	1-2	0	1	1	0	3	0	0	0	0	13
	Team					1	2	3							
	Totals		21-53	1-9	7-11	11	18	29	18	50	13	9	4	2	200

FG % 1st Half: 11-31 35.5% 2nd half: 10-22 45.5% Game: 21-53 39.6%
3FG % 1st Half: 0-7 0.0% 2nd half: 1-2 50.0% Game: 1-9 11.1%
FT % 1st Half: 4-4 100.0 2nd half: 3-7 42.9% Game: 7-11 63.6%

Deadball Rebounds 2

Officials: J.B. Caldwell, Pat Adams, Bruce Benedict
Technical fouls: Kentucky-None. LSU-None.
Attendance: 11631
LSU's Malcolm White was ejected for a flagrant 2 foul at 15:24 second half.

Score by periods	1st	2nd	Total
Kentucky	35	39	**74**
LSU	26	24	**50**

Points	In Paint	Off T/O	2nd Chance	Fast Break	Bench
UK	28	14	20	2	15
LSU	18	8	4	2	22

Last FG - UK 2nd-01:20, LSU 2nd-00:27.
Largest lead - UK by 27 2nd-10:12, LSU None.

Score tied - 0 times.
Lead changed - 0 times.

Official Basketball Box Score -- Game Totals -- Final Statistics

Tennessee vs Kentucky

01/31/12 7:00 pm at Rupp Arena - Lexington, KY

Tennessee 44 • 10-12, 2-5

##	Player		Total FG-FGA	3-Ptr FG-FGA	FT-FTA	Rebounds Off	Def	Tot	PF	TP	A	TO	Blk	Stl	Min
05	Stokes, Jarnell	f	2-9	0-0	0-0	3	3	6	4	4	1	1	0	4	23
34	Maymon, Jeronne	f	4-8	0-0	5-6	1	2	3	4	13	0	3	1	0	19
01	Richardson, Josh	g	0-5	0-3	0-0	1	0	1	2	0	1	0	0	0	16
11	Golden, Trae	g	2-6	1-3	0-1	0	2	2	2	5	1	2	0	0	25
23	Tatum, Cameron	g	0-7	0-1	0-0	1	2	3	1	0	3	1	0	0	27
00	Makanjuola, Yemi		1-1	0-0	0-0	2	3	5	2	2	0	0	0	0	15
03	Woolridge, Renaldo		6-9	5-6	0-0	1	2	3	0	17	0	1	0	0	25
04	Washpun, Wes		0-0	0-0	0-0	1	0	1	1	0	1	1	0	0	6
13	McBee, Skylar		1-6	1-4	0-0	0	1	1	1	3	0	1	0	2	25
20	Hall, Kenny		0-3	0-0	0-0	1	1	2	4	0	0	1	0	0	8
25	Miller, Dwight		0-1	0-0	0-0	1	0	1	1	0	0	0	0	0	5
52	McRae, Jordan		0-2	0-1	0-0	0	0	0	1	0	0	0	0	0	6
	Team					1	0	1							
	Totals		16-57	7-18	5-7	13	16	29	23	44	7	11	1	6	200

FG % 1st Half: 9-32 28.1% 2nd half: 7-25 28.0% Game: 16-57 28.1%
3FG % 1st Half: 7-12 58.3% 2nd half: 0-6 0.0% Game: 7-18 38.9%
FT % 1st Half: 0-0 0.0% 2nd half: 5-7 71.4% Game: 5-7 71.4%

Deadball Rebounds 2

Kentucky 69 • 22-1, 8-0

##	Player		Total FG-FGA	3-Ptr FG-FGA	FT-FTA	Rebounds Off	Def	Tot	PF	TP	A	TO	Blk	Stl	Min
03	Jones, Terrence	f	3-6	0-1	5-5	2	4	6	4	11	3	1	0	2	29
14	Kidd-Gilchrist, M.	f	5-9	0-0	6-6	1	7	8	2	16	1	2	1	2	33
23	Davis, Anthony	f	6-7	0-0	6-7	1	7	8	2	18	3	1	7	0	30
20	Lamb, Doron	g	3-5	1-3	2-2	0	2	2	1	9	0	2	0	0	27
25	Teague, Marquis	g	2-4	0-0	5-6	0	2	2	2	9	4	2	0	1	35
01	Miller, Darius		2-7	0-4	0-1	1	0	1	3	4	0	2	1	1	25
10	Beckham, Twany		0-0	0-0	0-0	0	1	1	0	0	0	0	0	0	2
30	Vargas, Eloy		0-0	0-0	0-0	0	1	1	0	0	0	0	1	0	5
33	Wiltjer, Kyle		1-3	0-2	0-0	1	4	5	1	2	0	1	1	0	14
	Team					0	0	0							
	Totals		22-41	1-10	24-27	6	28	34	15	69	11	11	11	6	200

FG % 1st Half: 13-19 68.4% 2nd half: 9-22 40.9% Game: 22-41 53.7%
3FG % 1st Half: 0-3 0.0% 2nd half: 1-7 14.3% Game: 1-10 10.0%
FT % 1st Half: 12-14 85.7% 2nd half: 12-13 92.3% Game: 24-27 88.9%

Deadball Rebounds 0

Officials: Doug Shows, Antinio Petty, Karl Hess
Technical fouls: Tennessee-Golden, Trae. Kentucky-Davis, Anthony.
Attendance: 24359

Score by periods	1st	2nd	Total
Tennessee	25	19	**44**
Kentucky	38	31	**69**

Points	In Paint	Off T/O	2nd Chance	Fast Break	Bench
UT	16	7	8	2	22
UK	28	16	10	6	6

Last FG - UT 2nd-04:01, UK 2nd-00:50.
Largest lead - UT None, UK by 25 2nd-00:50.

Score tied - 0 times.
Lead changed - 0 times.

Official Basketball Box Score -- Game Totals -- Final Statistics

Kentucky vs South Carolina

02/04/12 6 p.m. ET at Columbia, S.C. (Colonial Life Arena)

Kentucky 86 • 23-1, 9-0

##	Player		Total FG-FGA	3-Ptr FG-FGA	FT-FTA	Rebounds Off	Def	Tot	PF	TP	A	TO	Blk	Stl	Min
03	Jones, Terrence	f	5-10	0-1	6-7	1	5	6	1	16	4	0	1	2	27
14	Kidd-Gilchrist, M.	f	2-7	0-1	3-6	3	2	5	2	7	3	0	1	0	30
23	Davis, Anthony	f	9-10	0-0	4-5	3	5	8	3	22	1	0	8	2	28
20	Lamb, Doron	g	6-7	3-3	3-3	1	3	4	2	18	1	0	0	1	28
25	Teague, Marquis	g	2-6	0-2	0-0	0	0	0	1	4	3	2	1	1	28
01	Miller, Darius		2-5	1-3	0-0	1	1	2	2	5	4	1	0	0	20
10	Beckham, Twany		0-1	0-0	0-0	1	1	2	0	0	0	0	0	0	9
30	Vargas, Eloy		1-2	0-0	0-0	0	1	1	1	2	0	0	0	0	12
33	Wiltjer, Kyle		5-14	2-4	0-0	2	2	4	1	12	1	0	0	0	18
	Team					3	6	9							
	Totals		32-62	6-14	16-21	15	26	41	13	86	17	3	11	6	200

FG % 1st Half: 17-29 58.6% 2nd half: 15-33 45.5% Game: 32-62 51.6%
3FG % 1st Half: 3-6 50.0% 2nd half: 3-8 37.5% Game: 6-14 42.9%
FT % 1st Half: 15-18 83.3% 2nd half: 1-3 33.3% Game: 16-21 76.2%

Deadball Rebounds 3,3

South Carolina 52 • 9-13, 1-7

##	Player		Total FG-FGA	3-Ptr FG-FGA	FT-FTA	Rebounds Off	Def	Tot	PF	TP	A	TO	Blk	Stl	Min
13	GILL, Anthony	f	3-8	2-2	2-6	1	2	3	2	10	2	2	0	0	35
15	COOKE, Malik	f	2-9	1-4	0-0	1	3	4	3	5	1	2	3	0	29
24	HARRIS, Damontre	f	2-4	0-0	1-2	2	4	6	3	5	0	0	4	0	27
23	ELLINGTON, Bruce	g	1-9	1-5	0-0	1	1	2	2	3	3	2	0	0	25
32	LEONARD, Damien	g	7-16	4-8	1-3	1	0	1	1	19	0	1	0	0	28
01	WILLIAMS, Brenton		1-2	1-1	0-0	0	0	0	0	3	0	1	0	0	12
02	RICHARDSON, Brian		0-1	0-0	0-0	0	0	0	0	0	1	0	0	0	3
05	SMITH, Eric		1-3	0-0	0-0	0	1	1	0	2	2	0	0	0	12
30	JACKSON, Lakeem		1-4	0-0	0-0	1	3	4	0	2	1	0	0	0	11
33	SLAWSON, RJ		0-1	0-0	1-2	1	0	1	4	1	0	0	2	0	8
45	GEATHERS, Carlton		0-2	0-0	2-2	2	1	3	1	2	0	0	0	0	10
	Team					3	2	5							
	Totals		18-59	9-20	7-15	13	17	30	16	52	10	8	9	0	200

FG % 1st Half: 9-34 26.5% 2nd half: 9-25 36.0% Game: 18-59 30.5%
3FG % 1st Half: 4-9 44.4% 2nd half: 5-11 45.5% Game: 9-20 45.0%
FT % 1st Half: 3-5 60.0% 2nd half: 4-10 40.0% Game: 7-15 46.7%

Deadball Rebounds 7

Officials: Joe Lindsay, Bert Smith, Willi Washington
Technical fouls: Kentucky-None. South Carolina-None.
Attendance: 16527

Score by periods	1st	2nd	Total
Kentucky	52	34	**86**
South Carolina	25	27	**52**

Points	In Paint	Off T/O	2nd Chance	Fast Break	Bench
UK	42	8	19	9	19
SC	14	1	8	10	10

Last FG - UK 2nd-00:42, SC 2nd-00:24.
Largest lead - UK by 41 2nd-10:14, SC None.

Score tied - 0 times.
Lead changed - 0 times.

Official Basketball Box Score -- Game Totals -- Final Statistics

Florida vs Kentucky

02/07/12 7:00 pm at Rupp Arena - Lexington, KY

Florida 58 • 19-5, 7-2

##	Player		Total FG-FGA	3-Ptr FG-FGA	FT-FTA	Rebounds Off	Def	Tot	PF	TP	A	TO	Blk	Stl	Min
04	Young, Patric	f	5-10	0-0	2-2	1	3	4	2	12	1	2	2	0	29
33	Murphy, Erik	f	3-11	1-5	0-0	1	2	3	2	7	0	0	0	0	22
01	Boynton, Kenny	g	6-12	4-8	2-2	0	0	0	0	18	2	1	0	0	29
11	Walker, Erving	g	0-7	0-4	0-0	3	1	4	0	0	1	2	0	0	26
23	Beal, Bradley	g	5-15	1-7	3-4	2	4	6	1	14	3	0	0	1	36
03	Rosario, Mike		1-4	0-2	1-2	0	1	1	1	3	1	3	0	0	19
05	Wilbekin, Scottie		0-1	0-1	0-0	1	0	1	3	0	1	0	0	1	16
15	Yeguete, Will		2-3	0-0	0-2	6	1	7	3	4	0	1	0	1	23
	Team					4	1	5							
	Totals		22-63	6-27	8-12	18	13	31	12	58	9	9	2	3	200

FG % 1st Half: 10-30 33.3% 2nd half: 12-33 36.4% Game: 22-63 34.9%
3FG % 1st Half: 2-9 22.2% 2nd half: 4-18 22.2% Game: 6-27 22.2%
FT % 1st Half: 4-6 66.7% 2nd half: 4-6 66.7% Game: 8-12 66.7%

Deadball Rebounds 1

Kentucky 78 • 24-1, 10-0

##	Player		Total FG-FGA	3-Ptr FG-FGA	FT-FTA	Rebounds Off	Def	Tot	PF	TP	A	TO	Blk	Stl	Min
03	Jones, Terrence	f	2-7	0-1	0-0	3	4	7	2	4	1	2	1	0	19
14	Kidd-Gilchrist, M.	f	4-8	0-0	5-5	4	9	13	3	13	3	1	0	0	39
23	Davis, Anthony	f	8-13	0-0	0-0	1	5	6	1	16	1	1	4	2	36
20	Lamb, Doron	g	6-8	4-5	2-2	0	3	3	1	18	1	1	0	0	31
25	Teague, Marquis	g	4-6	2-3	2-2	0	3	3	3	12	10	5	0	1	36
01	Miller, Darius		3-7	1-4	2-2	0	1	1	1	9	2	1	0	1	24
30	Vargas, Eloy		0-1	0-0	0-0	0	0	0	1	0	0	0	0	0	4
33	Wiltjer, Kyle		2-5	2-2	0-0	3	0	3	1	6	0	2	1	0	11
	Team					2	0	2							
	Totals		29-55	9-15	11-11	13	25	38	13	78	18	13	6	4	200

FG % 1st Half: 15-29 51.7% 2nd half: 14-26 53.8% Game: 29-55 52.7%
3FG % 1st Half: 4-8 50.0% 2nd half: 5-7 71.4% Game: 9-15 60.0%
FT % 1st Half: 4-4 100.0 2nd half: 7-7 100.0 Game: 11-11 100.0

Deadball Rebounds 0,1

Officials: Anthony Jordan, Gary Maxwell, Mike Roberts
Technical fouls: Florida-None. Kentucky-None.
Attendance: 24389

Score by periods	1st	2nd	Total
Florida	26	32	**58**
Kentucky	38	40	**78**

Points	In Paint	Off T/O	2nd Chance	Fast Break	Bench
UF	30	11	17	6	7
UK	38	11	11	16	15

Last FG - UF 2nd-02:49, UK 2nd-02:10.
Largest lead - UF by 6 1st-16:34, UK by 21 2nd-08:26.

Score tied - 3 times.
Lead changed - 7 times.

2012 - 2013 KENTUCKY MEN'S BASKETBALL
GAME RECAPS

Official Basketball Box Score -- Game Totals -- Final Statistics
Kentucky vs Vanderbilt
2/11/12 8 p.m. at Nashville, Tenn. (Memorial Gym)

Kentucky 69 • 25-1, 11-0 SEC

##	Player		Total FG-FGA	3-Ptr FG-FGA	FT-FTA	Rebounds Off	Def	Tot	PF	TP	A	TO	Blk	Stl	Min
03	Jones, Terrence	f	6-10	0-0	2-3	4	5	9	3	14	0	0	4	2	30
14	Kidd-Gilchrist, M.	f	1-4	0-1	2-3	0	7	7	3	4	1	3	1	1	30
23	Davis, Anthony	f	6-12	0-0	3-3	4	4	8	3	15	0	1	7	0	39
20	Lamb, Doron	g	6-13	2-7	2-3	0	2	2	2	16	1	1	0	1	37
25	Teague, Marquis	g	6-12	0-3	1-3	1	3	4	0	13	8	1	0	0	37
01	Miller, Darius		2-5	1-2	0-0	0	2	2	4	5	2	0	0	0	15
33	Wiltjer, Kyle		1-2	0-1	0-0	0	1	1	1	2	0	0	0	0	12
	Team					1	1	2							
	Totals		28-58	3-14	10-15	10	25	35	16	69	12	6	12	4	200

FG % 1st Half: 16-30 53.3% 2nd half: 12-28 42.9% Game: 28-58 48.3%
3FG % 1st Half: 0-4 0.0% 2nd half: 3-10 30.0% Game: 3-14 21.4%
FT % 1st Half: 4-6 66.7% 2nd half: 6-9 66.7% Game: 10-15 66.7%

Deadball Rebounds 4

Vanderbilt 63 • 17-8, 6-4 SEC

##	Player		Total FG-FGA	3-Ptr FG-FGA	FT-FTA	Rebounds Off	Def	Tot	PF	TP	A	TO	Blk	Stl	Min
05	GOULBOURNE, Lance	f	1-9	0-2	1-2	5	3	8	1	3	3	1	0	1	31
44	TAYLOR, Jeffery	f	5-11	2-5	1-1	3	6	9	5	13	4	2	0	0	35
03	EZELI, Festus	c	5-12	0-0	3-6	2	4	6	3	13	0	3	2	0	27
01	TINSLEY, Brad	g	5-12	3-5	0-0	1	4	5	2	13	4	3	1	1	34
23	JENKINS, John	g	5-14	3-9	2-3	0	2	2	1	15	0	1	0	2	39
02	JOHNSON, Kedren		0-1	0-0	0-0	0	0	0	1	0	2	0	0	0	6
24	PARKER, Dai-Jon		0-0	0-0	0-0	1	0	1	0	0	0	0	0	0	6
33	TCHIENGANG, Steve		2-4	0-0	2-2	0	0	0	1	6	0	0	0	0	13
45	ODOM, Rod		0-0	0-0	0-0	0	0	0	1	0	1	0	1	0	9
	Team					5	2	7							
	Totals		23-63	8-21	9-14	17	21	38	15	63	14	10	4	4	200

FG % 1st Half: 8-29 27.6% 2nd half: 15-34 44.1% Game: 23-63 36.5%
3FG % 1st Half: 3-9 33.3% 2nd half: 5-12 41.7% Game: 8-21 38.1%
FT % 1st Half: 4-8 50.0% 2nd half: 5-6 83.3% Game: 9-14 64.3%

Deadball Rebounds 3

Officials: Tony Greene, Joe Lindsay, Gary Maxwell
Technical fouls: Kentucky-None. Vanderbilt-None.
Attendance: 14316

Score by periods	1st	2nd	Total
Kentucky	36	33	**69**
Vanderbilt	23	40	**63**

Points	In Paint	Off T/O	2nd Chance	Fast Break	Bench
UK	44	16	11	2	7
VANDY	22	8	15	0	6

Last FG - UK 2nd-01:13, VANDY 2nd-04:10.
Largest lead - UK by 14 1st-03:10, VANDY by 4 2nd-08:42.

Score tied - 7 times.
Lead changed - 9 times.

Official Basketball Box Score -- Game Totals -- Final Statistics
Ole Miss vs Kentucky
02/18/12 4:00 pm at Rupp Arena - Lexington, KY

Ole Miss 62 • 15-11, 5-7

##	Player		Total FG-FGA	3-Ptr FG-FGA	FT-FTA	Rebounds Off	Def	Tot	PF	TP	A	TO	Blk	Stl	Min
01	Henry, Terrance	f	7-13	1-1	3-4	1	2	3	1	18	3	4	0	0	36
23	Buckner, Reginald	f	1-3	0-0	1-2	0	4	4	4	3	2	1	1	0	21
31	Holloway, Murphy	f	7-14	0-0	1-2	2	4	6	2	15	2	3	0	3	32
20	Williams, Nick	g	4-7	0-1	0-0	0	1	1	0	8	0	2	0	0	35
32	Summers, Jarvis	g	0-5	0-0	1-2	0	3	3	2	1	0	1	0	1	16
04	Cox, Demarco		2-2	0-0	0-0	1	1	2	2	4	0	0	0	0	14
12	Aniefiok, Maurice		0-0	0-0	0-0	0	0	0	0	0	0	0	0	0	3
24	Norman, Will		0-0	0-0	0-0	0	0	0	0	0	0	0	0	0	1
34	Jones, Aaron		1-1	0-0	0-0	0	0	0	2	2	0	0	1	0	12
45	Kendrick, Jelan		3-8	2-3	3-4	0	3	3	0	11	1	1	0	2	30
	Team					1	2	3							
	Totals		25-53	3-5	9-14	5	20	25	13	62	8	12	2	6	200

FG % 1st Half: 13-28 46.4% 2nd half: 12-25 48.0% Game: 25-53 47.2%
3FG % 1st Half: 3-3 100.0 2nd half: 0-2 0.0% Game: 3-5 60.0%
FT % 1st Half: 6-10 60.0% 2nd half: 3-4 75.0% Game: 9-14 64.3%

Deadball Rebounds 5,1

Kentucky 77 • 26-1, 12-0

##	Player		Total FG-FGA	3-Ptr FG-FGA	FT-FTA	Rebounds Off	Def	Tot	PF	TP	A	TO	Blk	Stl	Min
03	Jones, Terrence	f	7-11	0-0	1-1	6	5	11	0	15	2	1	1	1	30
14	Kidd-Gilchrist, M.	f	1-4	0-0	2-4	3	4	7	2	4	2	3	0	2	29
23	Davis, Anthony	f	4-5	0-0	2-4	1	5	6	2	10	1	1	4	1	25
20	Lamb, Doron	g	4-11	4-6	4-4	0	1	1	2	16	3	0	0	0	32
25	Teague, Marquis	g	2-9	0-1	1-2	0	2	2	3	5	8	3	0	1	31
01	Miller, Darius		5-12	3-7	1-2	0	1	1	2	14	1	2	1	2	29
05	Polson, Jarrod		0-0	0-0	0-0	0	0	0	0	0	0	0	0	0	1
10	Beckham, Twany		0-0	0-0	0-0	0	0	0	0	0	0	0	0	0	1
30	Vargas, Eloy		0-0	0-0	0-0	0	0	0	1	0	0	0	0	0	2
32	Long, Brian		0-0	0-0	0-0	0	0	0	0	0	0	0	0	0	1
33	Wiltjer, Kyle		5-6	3-4	0-0	0	1	1	0	13	1	1	0	0	19
	Team					2	3	5				1			
	Totals		28-58	10-18	11-17	12	22	34	12	77	18	12	6	7	200

FG % 1st Half: 16-36 44.4% 2nd half: 12-22 54.5% Game: 28-58 48.3%
3FG % 1st Half: 6-11 54.5% 2nd half: 4-7 57.1% Game: 10-18 55.6%
FT % 1st Half: 5-7 71.4% 2nd half: 6-10 60.0% Game: 11-17 64.7%

Deadball Rebounds 3,1

Officials: Anthony Jordan, Lee Cassell, James Barker
Technical fouls: Ole Miss-None. Kentucky-None.
Attendance: 24239

Score by periods	1st	2nd	Total
Ole Miss	35	27	**62**
Kentucky	43	34	**77**

Points	In Paint	Off T/O	2nd Chance	Fast Break	Bench
OLEMISS	28	12	6	4	17
UK	36	17	10	9	27

Last FG - OLEMISS 2nd-02:35, UK 2nd-00:50.
Largest lead - OLEMISS by 2 1st-18:56, UK by 23 2nd-05:37.

Score tied - 6 times.
Lead changed - 3 times.

Official Basketball Box Score -- Game Totals -- Final Statistics
Kentucky vs Mississippi State
02-21-12 8 p.m. at Starkville, Miss. (Humphrey Coliseum)

Kentucky 73 • 27-1, 13-0

##	Player		Total FG-FGA	3-Ptr FG-FGA	FT-FTA	Rebounds Off	Def	Tot	PF	TP	A	TO	Blk	Stl	Min
03	Jones, Terrence	f	5-12	0-1	1-3	5	1	6	3	11	1	2	1	1	33
14	Kidd-Gilchrist, M.	f	7-12	0-1	4-5	1	9	10	0	18	1	1	2	2	36
23	Davis, Anthony	f	4-9	0-2	5-6	3	8	11	1	13	1	1	2	2	38
20	Lamb, Doron	g	3-9	1-3	4-4	0	1	1	0	11	2	0	0	1	33
25	Teague, Marquis	g	3-8	2-3	0-0	0	2	2	4	8	2	3	0	0	23
01	Miller, Darius		3-7	3-6	3-3	0	3	3	2	12	3	0	0	1	31
30	Vargas, Eloy		0-0	0-0	0-0	0	0	0	0	0	0	0	0	0	2
33	Wiltjer, Kyle		0-0	0-0	0-0	0	0	0	0	0	0	1	0	0	4
	Team					2	1	3			1				
	Totals		25-57	6-16	17-21	11	25	36	10	73	10	9	5	7	200

FG % 1st Half: 12-31 38.7% 2nd half: 13-26 50.0% Game: 25-57 43.9%
3FG % 1st Half: 2-6 33.3% 2nd half: 4-10 40.0% Game: 6-16 37.5%
FT % 1st Half: 2-4 50.0% 2nd half: 15-17 88.2% Game: 17-21 81.0%

Deadball Rebounds 2

Mississippi State 64 • 19-9, 6-7

##	Player		Total FG-FGA	3-Ptr FG-FGA	FT-FTA	Rebounds Off	Def	Tot	PF	TP	A	TO	Blk	Stl	Min
01	Renardo Sidney	f	1-6	1-2	0-2	0	1	1	4	3	1	0	0	1	22
23	Arnett Moultrie	f	6-10	0-1	1-1	3	8	11	2	13	2	3	2	0	39
03	Dee Bost	g	5-15	3-6	8-8	0	2	2	4	21	7	3	0	4	38
04	Rodney Hood	g	2-6	2-4	0-0	1	1	2	1	6	0	1	0	0	12
22	Brian Bryant	g	3-6	0-0	0-2	0	5	5	1	6	2	1	1	0	35
00	Jalen Steele		4-8	3-7	2-2	0	1	1	2	13	1	2	0	0	33
10	Shaun Smith		0-0	0-0	0-0	0	0	0	0	0	0	0	0	0	0+
30	Wendell Lewis		1-3	0-0	0-0	1	2	3	3	2	0	1	1	0	19
33	DeVille Smith		0-0	0-0	0-0	1	0	1	0	0	0	1	0	0	2
	Team					3	3	6							
	Totals		22-54	9-20	11-15	9	23	32	17	64	13	12	4	5	200

FG % 1st Half: 14-29 48.3% 2nd half: 8-25 32.0% Game: 22-54 40.7%
3FG % 1st Half: 6-12 50.0% 2nd half: 3-8 37.5% Game: 9-20 45.0%
FT % 1st Half: 7-7 100.0 2nd half: 4-8 50.0% Game: 11-15 73.3%

Deadball Rebounds 2

Officials: Ted Valentine, Doug Shows, Bert Smith
Technical fouls: Kentucky-Teague, Marquis; Davis, Anthony. Mississippi State-Arnett Moultrie.
Attendance: 10213

Score by periods	1st	2nd	Total
Kentucky	28	45	**73**
Mississippi State	41	23	**64**

Points	In Paint	Off T/O	2nd Chance	Fast Break	Bench
UK	34	13	7	10	12
MS	22	10	5	4	15

Last FG - UK 2nd-01:27, MS 2nd-01:55.
Largest lead - UK by 9 2nd-00:24, MS by 13 1st-04:26.

Score tied - 0 times.
Lead changed - 1 time.

Official Basketball Box Score -- Game Totals -- Final Statistics
Vanderbilt vs Kentucky
02/25/12 12:00 pm at Rupp Arena - Lexington, KY

Vanderbilt 74 • 20-9, 9-5

##	Player		Total FG-FGA	3-Ptr FG-FGA	FT-FTA	Rebounds Off	Def	Tot	PF	TP	A	TO	Blk	Stl	Min
03	Ezeli, Festus	c	5-10	0-0	5-6	6	0	6	2	15	1	3	3	0	31
01	Tinsley, Brad	g	1-5	1-3	4-5	0	0	0	0	7	1	1	0	1	28
05	Goulbourne, Lance	g	4-10	0-0	3-4	3	3	6	4	11	1	1	0	4	35
23	Jenkins, John	g	6-18	4-9	2-3	0	2	2	1	18	1	1	0	0	34
44	Taylor, Jeffery	g	8-16	2-5	1-5	5	4	9	2	19	0	1	1	1	38
02	Johnson, Kedren		0-0	0-0	0-0	0	0	0	2	0	2	0	0	0	11
11	Fuller, Kyle		0-0	0-0	0-0	0	0	0	0	0	0	0	0	0	0+
24	Parker, Dai-Jon		2-3	0-1	0-0	0	0	0	3	4	1	0	0	0	10
33	Tchiengang, Steve		0-1	0-0	0-0	0	0	0	4	0	0	0	0	0	8
45	Odom, Rod		0-0	0-0	0-0	0	0	0	0	0	0	0	0	0	5
	Team					2	4	6							
	Totals		26-63	7-18	15-23	16	13	29	18	74	7	7	4	6	200

FG % 1st Half: 12-29 41.4% 2nd half: 14-34 41.2% Game: 26-63 41.3%
3FG % 1st Half: 3-8 37.5% 2nd half: 4-10 40.0% Game: 7-18 38.9%
FT % 1st Half: 10-12 83.3% 2nd half: 5-11 45.5% Game: 15-23 65.2%

Deadball Rebounds 2,1

Kentucky 83 • 28-1, 14-0

##	Player		Total FG-FGA	3-Ptr FG-FGA	FT-FTA	Rebounds Off	Def	Tot	PF	TP	A	TO	Blk	Stl	Min
03	Jones, Terrence	f	5-7	0-0	2-2	1	5	6	5	12	0	1	2	1	23
14	Kidd-Gilchrist, M.	f	4-10	0-1	0-0	3	5	8	5	8	3	1	1	1	29
23	Davis, Anthony	f	10-11	0-0	8-9	4	7	11	2	28	0	1	5	2	37
20	Lamb, Doron	g	4-7	1-3	0-0	0	1	1	1	9	0	1	0	0	37
25	Teague, Marquis	g	5-12	0-2	6-7	0	4	4	1	16	6	4	0	1	38
01	Miller, Darius		4-9	1-4	0-0	0	3	3	3	9	2	1	0	0	33
30	Vargas, Eloy		0-0	0-0	1-2	0	0	0	0	1	0	0	0	0	2
33	Wiltjer, Kyle		0-0	0-0	0-0	0	0	0	1	0	0	0	0	0	1
	Team					2	2	4							
	Totals		32-56	2-10	17-20	10	27	37	18	83	11	9	8	5	200

FG % 1st Half: 15-31 48.4% 2nd half: 17-25 68.0% Game: 32-56 57.1%
3FG % 1st Half: 0-8 0.0% 2nd half: 2-2 100.0 Game: 2-10 20.0%
FT % 1st Half: 6-6 100.0 2nd half: 11-14 78.6% Game: 17-20 85.0%

Deadball Rebounds 3

Officials: Anthony Jordan, Jamie Luckie, Lee Cassell
Technical fouls: Vanderbilt-None. Kentucky-None.
Attendance: 24388

Score by periods	1st	2nd	Total
Vanderbilt	37	37	**74**
Kentucky	36	47	**83**

Points	In Paint	Off T/O	2nd Chance	Fast Break	Bench
VU	32	9	10	8	4
UK	50	15	13	16	10

Last FG - VU 2nd-00:21, UK 2nd-00:41.
Largest lead - VU by 4 1st-19:23, UK by 10 2nd-07:47.

Score tied - 7 times.
Lead changed - 7 times.

GAME RECAPS

Official Basketball Box Score -- Game Totals -- Final Statistics
Georgia vs Kentucky
03/01/12 9:00 pm at Rupp Arena - Lexington, KY

Georgia 49 • 13-16, 4-11

##	Player		Total FG-FGA	3-Ptr FG-FGA	FT-FTA	Rebounds Off	Def	Tot	PF	TP	A	TO	Blk	Stl	Min
02	Thornton, Marcus	f	1-5	0-1	2-2	1	5	6	2	4	1	2	3	0	31
15	Williams, Donte'	f	7-9	0-0	3-4	5	1	6	2	17	1	0	2	0	33
42	Djurisic, Nemanja	f	1-4	0-2	0-0	0	0	0	1	2	0	1	0	0	16
01	Caldwell-Pope, Ken.	g	4-13	1-7	0-0	1	4	5	1	9	0	1	0	2	33
22	Robinson, Gerald	g	2-12	0-0	2-2	1	4	5	0	6	2	0	0	0	30
03	Ware, Dustin		3-8	1-6	0-0	0	4	4	2	7	1	1	0	0	22
05	Dixon, Tim		0-0	0-0	0-0	0	0	0	0	0	0	0	0	0	3
11	Williams, Vincent		0-1	0-1	0-0	0	1	1	0	0	4	1	0	2	10
12	Bucklin, Matt		0-0	0-0	0-0	0	0	0	0	0	0	0	0	0	2
20	Nolte, Connor		0-0	0-0	0-0	0	0	0	1	0	0	0	0	0	4
23	Brantley, Sherrard		1-2	1-2	0-0	0	0	0	0	3	0	0	0	0	4
32	Florveus, John		0-1	0-0	1-2	0	0	0	0	1	0	0	0	0	6
33	Rome, Jay		0-0	0-0	0-0	1	0	1	0	0	0	0	0	0	4
41	Cannon, John		0-1	0-0	0-0	0	0	0	0	0	0	0	0	0	2
	Team					0	1	1				1			
	Totals		19-56	3-19	8-10	9	20	29	9	49	9	7	5	4	200

FG % 1st Half: 8-28 28.6% 2nd half: 11-28 39.3% Game: 19-56 33.9%
3FG % 1st Half: 0-10 0.0% 2nd half: 3-9 33.3% Game: 3-19 15.8%
FT % 1st Half: 3-4 75.0% 2nd half: 5-6 83.3% Game: 8-10 80.0%

Deadball Rebounds 2

Kentucky 79 • 29-1, 15-0

##	Player		Total FG-FGA	3-Ptr FG-FGA	FT-FTA	Rebounds Off	Def	Tot	PF	TP	A	TO	Blk	Stl	Min
14	Kidd-Gilchrist, M.	f	3-5	1-1	5-6	3	4	7	1	12	0	2	2	0	24
23	Davis, Anthony	f	4-5	1-2	0-1	2	6	8	1	9	0	0	2	1	22
30	Vargas, Eloy	f	1-6	0-0	0-0	2	3	5	3	2	0	0	0	0	16
01	Miller, Darius	g	6-11	5-9	0-0	0	2	2	0	17	3	2	0	1	34
25	Teague, Marquis	g	3-9	2-4	0-0	0	2	2	1	8	4	2	0	1	30
03	Jones, Terrence		4-9	0-1	1-2	3	5	8	0	9	3	1	2	0	21
05	Polson, Jarrod		0-0	0-0	0-0	0	0	0	0	0	0	0	0	0	4
10	Beckham, Twany		0-0	0-0	0-0	0	0	0	0	0	0	0	0	0	4
20	Lamb, Doron		4-7	3-6	2-2	0	2	2	1	13	3	0	0	1	25
32	Long, Brian		0-0	0-0	0-0	0	0	0	0	0	0	0	0	0	1
33	Wiltjer, Kyle		3-5	3-4	0-0	0	2	2	2	9	3	0	0	0	19
	Team					1	2	3				1			
	Totals		28-57	15-27	8-11	11	28	39	9	79	16	8	6	4	200

FG % 1st Half: 13-31 41.9% 2nd half: 15-26 57.7% Game: 28-57 49.1%
3FG % 1st Half: 6-13 46.2% 2nd half: 9-14 64.3% Game: 15-27 55.6%
FT % 1st Half: 5-6 83.3% 2nd half: 3-5 60.0% Game: 8-11 72.7%

Deadball Rebounds 1

Officials: Antinio Petty, Gary Maxwell, Michael Stephens
Technical fouls: Georgia-None. Kentucky-None.
Attendance: 24382

Score by periods	1st	2nd	Total
Georgia	19	30	**49**
Kentucky	37	42	**79**

Points	In Paint	Off T/O	2nd Chance	Fast Break	Bench
UGA	20	6	14	6	11
UK	16	6	11	0	31

Last FG - UGA 2nd-01:41, UK 2nd-02:35.
Largest lead - UGA None, UK by 41 2nd-09:42.

Score tied - 0 times.
Lead changed - 0 times.

Official Basketball Box Score -- Game Totals -- Final Statistics
Kentucky vs Florida
3/4/12 12 p.m. at Stephen C. O'Connell Center

Kentucky 74 • 30-1, 16-0 SEC

##	Player		Total FG-FGA	3-Ptr FG-FGA	FT-FTA	Rebounds Off	Def	Tot	PF	TP	A	TO	Blk	Stl	Min
03	Jones, Terrence	f	9-13	1-1	0-1	2	2	4	1	19	1	0	3	2	36
14	Kidd-Gilchrist, M.	f	3-7	0-1	1-2	4	4	8	2	7	4	2	0	2	36
23	Davis, Anthony	f	9-13	1-2	3-4	3	9	12	1	22	0	1	6	0	36
20	Lamb, Doron	g	2-7	1-3	0-0	0	1	1	2	5	1	0	0	0	34
25	Teague, Marquis	g	4-9	1-2	3-4	0	2	2	3	12	4	1	0	1	33
01	Miller, Darius		3-7	0-2	0-0	0	1	1	0	6	0	2	0	2	17
33	Wiltjer, Kyle		1-3	1-1	0-0	1	1	2	0	3	1	0	0	0	8
	Team					1	5	6							
	Totals		31-59	5-12	7-11	11	25	36	9	74	11	6	9	7	200

FG % 1st Half: 19-35 54.3% 2nd half: 12-24 50.0% Game: 31-59 52.5%
3FG % 1st Half: 2-6 33.3% 2nd half: 3-6 50.0% Game: 5-12 41.7%
FT % 1st Half: 0-1 0.0% 2nd half: 7-10 70.0% Game: 7-11 63.6%

Deadball Rebounds 0

Florida 59 • 22-9, 10-6 SEC

##	Player		Total FG-FGA	3-Ptr FG-FGA	FT-FTA	Rebounds Off	Def	Tot	PF	TP	A	TO	Blk	Stl	Min
33	Murphy, Erik	f	4-9	2-5	4-4	2	6	8	1	14	2	1	0	0	36
04	Young, Patric	c	10-15	0-0	1-1	5	4	9	1	21	0	0	0	0	35
05	Wilbekin, Scottie	g	0-0	0-0	0-0	0	1	1	2	0	1	1	1	0	22
11	Walker, Erving	g	3-11	2-7	0-0	0	1	1	3	8	5	3	0	0	36
23	Beal, Bradley	g	1-10	1-5	2-2	1	6	7	3	5	4	1	1	2	36
01	Boynton, Kenny		2-8	1-5	2-2	0	1	1	0	7	2	0	0	1	25
03	Rosario, Mike		1-2	0-0	2-2	0	1	1	0	4	0	1	0	0	7
24	Prather, Casey		0-0	0-0	0-0	0	0	0	0	0	0	0	0	0	3
	Team					1	1	2							
	Totals		21-55	6-22	11-11	9	21	30	10	59	14	7	2	3	200

FG % 1st Half: 12-28 42.9% 2nd half: 9-27 33.3% Game: 21-55 38.2%
3FG % 1st Half: 4-11 36.4% 2nd half: 2-11 18.2% Game: 6-22 27.3%
FT % 1st Half: 4-4 100.0 2nd half: 7-7 100.0 Game: 11-11 100.0

Deadball Rebounds 0

Officials: Tony Greene, Doug Shows, Doug Sirmons
Technical fouls: Kentucky-None. Florida-None.
Attendance: 12113

Score by periods	1st	2nd	Total
Kentucky	40	34	**74**
Florida	32	27	**59**

Points	In Paint	Off T/O	2nd Chance	Fast Break	Bench
UK	40	8	16	0	9
UF	28	2	10	6	11

Last FG - UK 2nd-00:16, UF 2nd-00:59.
Largest lead - UK by 16 1st-04:10, UF by 1 1st-13:51.

Score tied - 0 times.
Lead changed - 2 times.

Official Basketball Box Score -- Game Totals -- Final Statistics
LSU vs Kentucky
03/09/12 12:00pm CT at SEC Men's Basketball Tourney-New Orleans

LSU 51 • 18-14 (7-9)

##	Player		Total FG-FGA	3-Ptr FG-FGA	FT-FTA	Rebounds Off	Def	Tot	PF	TP	A	TO	Blk	Stl	Min
24	WARREN, Storm	f	6-15	0-0	2-2	3	3	6	3	14	0	1	1	1	29
41	HAMILTON, Justin	c	1-12	0-1	2-4	1	6	7	1	4	1	1	3	0	33
01	HICKEY, Anthony	g	5-13	0-4	0-0	1	2	3	2	10	4	1	0	5	40-
10	STRINGER, Andre	g	4-15	1-4	2-2	1	2	3	2	11	2	2	0	4	38
22	TURNER, Ralston	g	3-7	2-4	2-2	1	2	3	5	10	2	1	0	0	20
02	O'BRYANT III, Johnny		1-5	0-0	0-0	5	1	6	5	2	1	2	0	2	17
04	BASS, Chris		0-0	0-0	0-0	0	0	0	1	0	0	0	0	0	4
05	WHITE, Malcolm		0-0	0-0	0-0	0	2	2	1	0	0	1	0	0	1
13	LUDWIG, Eddie		0-1	0-1	0-0	0	2	2	1	0	0	0	0	1	16
32	ISAAC, John		0-0	0-0	0-0	0	0	0	2	0	0	0	0	0	2
	Team					2	2	4							
	Totals		20-68	3-14	8-10	14	22	36	23	51	10	9	4	13	200

FG % 1st Half: 9-36 25.0% 2nd half: 11-32 34.4% Game: 20-68 29.4%
3FG % 1st Half: 2-10 20.0% 2nd half: 1-4 25.0% Game: 3-14 21.4%
FT % 1st Half: 4-6 66.7% 2nd half: 4-4 100.0 Game: 8-10 80.0%

Deadball Rebounds 1

Kentucky 60 • 31-1 (16-0)

##	Player		Total FG-FGA	3-Ptr FG-FGA	FT-FTA	Rebounds Off	Def	Tot	PF	TP	A	TO	Blk	Stl	Min
03	Jones, Terrence	f	5-12	0-2	5-8	3	8	11	2	15	0	4	1	2	35
14	Kidd-Gilchrist, M.	f	5-8	0-1	9-12	4	5	9	3	19	1	1	1	1	38
23	Davis, Anthony	f	4-8	0-1	4-5	1	13	14	2	12	1	4	6	1	33
20	Lamb, Doron	g	4-7	1-3	3-4	0	3	3	3	12	0	2	0	0	36
25	Teague, Marquis	g	0-5	0-0	2-4	0	0	0	0	2	5	4	0	1	34
01	Miller, Darius		0-2	0-1	0-0	1	1	2	3	0	1	3	0	0	17
33	Wiltjer, Kyle		0-0	0-0	0-0	0	0	0	1	0	0	0	1	0	7
	Team					0	3	3							
	Totals		18-42	1-8	23-33	9	33	42	14	60	8	18	9	5	200

FG % 1st Half: 7-22 31.8% 2nd half: 11-20 55.0% Game: 18-42 42.9%
3FG % 1st Half: 1-4 25.0% 2nd half: 0-4 0.0% Game: 1-8 12.5%
FT % 1st Half: 10-16 62.5% 2nd half: 13-17 76.5% Game: 23-33 69.7%

Deadball Rebounds 3,2

Officials: Antonio Petty, Mike Nance, Pat Adams
Technical fouls: LSU-None. Kentucky-None.
Attendance:

Score by periods	1st	2nd	Total
LSU	24	27	**51**
Kentucky	25	35	**60**

Points	In Paint	Off T/O	2nd Chance	Fast Break	Bench
LSU	30	16	12	14	2
UK	26	8	6	2	0

Last FG - LSU 2nd-03:48, UK 2nd-05:19.
Largest lead - LSU by 5 1st-12:34, UK by 9 2nd-04:45.

Score tied - 8 times.
Lead changed - 10 times.

Official Basketball Box Score -- Game Totals -- Final Statistics
Florida vs Kentucky
03/10/12 12:00pm CT at SEC Men's Basketball Tourney-New Orleans

Florida 71 • 23-10 (10-6)

##	Player		Total FG-FGA	3-Ptr FG-FGA	FT-FTA	Rebounds Off	Def	Tot	PF	TP	A	TO	Blk	Stl	Min
33	Murphy, Erik	f	9-12	4-4	2-2	1	2	3	4	24	0	1	0	0	32
04	Young, Patric	c	5-9	0-0	0-0	3	2	5	2	10	1	1	0	0	27
01	Boynton, Kenny	g	1-9	0-4	0-0	0	1	1	2	2	4	1	0	0	33
11	Walker, Erving	g	3-10	2-5	0-0	0	1	1	1	8	4	1	0	1	34
23	Beal, Bradley	g	8-15	4-7	0-0	2	6	8	2	20	5	0	1	1	37
03	Rosario, Mike		0-0	0-0	0-0	0	0	0	0	0	0	1	0	0	2
05	Wilbekin, Scottie		2-3	1-2	0-0	0	2	2	2	5	4	1	0	1	19
24	Prather, Casey		1-2	0-0	0-0	0	1	1	2	2	0	2	0	0	8
34	Larson, Cody		0-0	0-0	0-0	0	1	1	0	0	0	0	0	0	8
	Team					1	2	3							
	Totals		29-60	11-22	2-2	7	18	25	15	71	18	8	1	3	200

FG % 1st Half: 16-33 48.5% 2nd half: 13-27 48.1% Game: 29-60 48.3%
3FG % 1st Half: 5-11 45.5% 2nd half: 6-11 54.5% Game: 11-22 50.0%
FT % 1st Half: 2-2 100.0 2nd half: 0-0 0.0% Game: 2-2 100.0

Deadball Rebounds 1,1

Kentucky 74 • 32-1 (16-0)

##	Player		Total FG-FGA	3-Ptr FG-FGA	FT-FTA	Rebounds Off	Def	Tot	PF	TP	A	TO	Blk	Stl	Min
03	Jones, Terrence	f	5-13	1-3	4-4	4	5	9	1	15	1	1	0	1	33
14	Kidd-Gilchrist, M.	f	3-5	0-1	4-6	5	3	8	2	10	1	1	1	1	39
23	Davis, Anthony	f	6-13	1-2	2-4	5	7	12	1	15	3	0	2	1	37
20	Lamb, Doron	g	6-14	2-5	2-2	0	2	2	1	16	0	0	0	0	36
25	Teague, Marquis	g	6-9	0-1	3-4	1	2	3	1	15	5	3	0	1	35
01	Miller, Darius		0-3	0-2	0-0	0	1	1	2	0	3	1	1	1	13
33	Wiltjer, Kyle		1-3	1-3	0-0	0	1	1	0	3	1	0	0	0	7
	Team					1	2	3							
	Totals		27-60	5-17	15-20	16	23	39	8	74	14	6	4	5	200

FG % 1st Half: 18-31 58.1% 2nd half: 9-29 31.0% Game: 27-60 45.0%
3FG % 1st Half: 3-9 33.3% 2nd half: 2-8 25.0% Game: 5-17 29.4%
FT % 1st Half: 1-2 50.0% 2nd half: 14-18 77.8% Game: 15-20 75.0%

Deadball Rebounds 3

Officials: Anthony Jordan, Gary Maxwell, Ron Groover
Technical fouls: Florida-None. Kentucky-None.
Attendance:

Score by periods	1st	2nd	Total
Florida	39	32	**71**
Kentucky	40	34	**74**

Points	In Paint	Off T/O	2nd Chance	Fast Break	Bench
UF	30	2	12	2	7
UK	32	9	14	8	3

Last FG - UF 2nd-00:02, UK 2nd-02:22.
Largest lead - UF by 10 1st-08:42, UK by 9 2nd-06:59.

Score tied - 2 times.
Lead changed - 7 times.

2012 - 2013 KENTUCKY MEN'S BASKETBALL
GAME RECAPS

Official Basketball Box Score -- Game Totals -- Final Statistics
Vanderbilt vs Kentucky
03/11/12 12:00pm CT at SEC Men's Basketball Tourney-New Orleans

Vanderbilt 71 • 24-10 (10-6)

##	Player		Total FG-FGA	3-Ptr FG-FGA	FT-FTA	Rebounds Off	Def	Tot	PF	TP	A	TO	Blk	Stl	Min
05	GOULBOURNE, Lance	f	3-5	0-0	0-2	2	3	5	3	6	0	0	0	1	31
44	TAYLOR, Jeffery	f	6-13	2-4	4-8	1	10	11	2	18	0	1	0	2	34
03	EZELI, Festus	c	5-9	0-0	7-10	4	2	6	5	17	0	2	1	0	32
01	TINSLEY, Brad	g	2-6	1-3	0-0	0	1	1	2	5	4	3	0	0	20
23	JENKINS, John	g	3-12	3-10	8-9	0	7	7	0	17	2	3	1	0	36
02	JOHNSON, Kedren		2-4	0-1	2-3	0	1	1	1	6	2	1	0	0	23
24	PARKER, Dai-Jon		0-1	0-0	0-0	0	0	0	0	0	0	0	0	1	7
33	TCHIENGANG, Steve		1-1	0-0	0-0	2	3	5	1	2	0	1	0	1	10
45	ODOM, Rod		0-0	0-0	0-0	0	0	0	2	0	0	0	0	0	7
	Team					3	1	4	1						
	Totals		22-51	6-18	21-32	12	28	40	17	71	8	11	2	5	200

FG % 1st Half: 13-27 48.1% 2nd half: 9-24 37.5% Game: 22-51 43.1%
3FG % 1st Half: 5-9 55.6% 2nd half: 1-9 11.1% Game: 6-18 33.3%
FT % 1st Half: 6-9 66.7% 2nd half: 15-23 65.2% Game: 21-32 65.6%

Deadball Rebounds 5,2

Kentucky 64 • 32-2 (16-0)

##	Player		Total FG-FGA	3-Ptr FG-FGA	FT-FTA	Rebounds Off	Def	Tot	PF	TP	A	TO	Blk	Stl	Min
03	Jones, Terrence	f	5-11	1-3	1-3	4	7	11	3	12	0	2	1	2	33
23	Davis, Anthony	f	4-9	0-3	4-8	4	6	10	3	12	2	0	3	1	34
01	Miller, Darius	g	7-17	2-9	0-0	1	2	3	1	16	4	1	1	2	35
20	Lamb, Doron	g	2-11	1-7	6-6	1	0	1	4	11	0	2	0	0	32
25	Teague, Marquis	g	0-7	0-2	0-0	1	2	3	3	0	6	0	0	1	37
10	Beckham, Twany		0-0	0-0	0-0	0	0	0	0	0	0	0	0	0	0+
14	Kidd-Gilchrist, M.		2-4	0-1	1-2	0	0	0	5	5	0	2	0	0	16
30	Vargas, Eloy		0-1	0-0	0-0	1	0	1	1	0	0	0	0	0	2
33	Wiltjer, Kyle		3-4	2-3	0-0	0	1	1	2	8	0	1	3	0	11
	Team					3	4	7							
	Totals		23-64	6-28	12-19	15	22	37	22	64	12	8	8	6	200

FG % 1st Half: 14-35 40.0% 2nd half: 9-29 31.0% Game: 23-64 35.9%
3FG % 1st Half: 4-16 25.0% 2nd half: 2-12 16.7% Game: 6-28 21.4%
FT % 1st Half: 5-7 71.4% 2nd half: 7-12 58.3% Game: 12-19 63.2%

Deadball Rebounds 3,1

Officials: Tony Greene, Antinio Petty, Mike Nance
Technical fouls: Vanderbilt-TEAM. Kentucky-None.
Attendance:
Session 6 Attendance: 18,114

Score by periods	1st	2nd	Total
Vanderbilt	37	34	**71**
Kentucky	37	27	**64**

Points	In Paint	Off T/O	2nd Chance	Fast Break	Bench
VU	30	6	18	6	8
UK	30	11	19	8	13

Last FG - VU 2nd-01:32, UK 2nd-08:04.
Largest lead - VU by 8 1st-05:16, UK by 7 2nd-05:23.

Score tied - 10 times.
Lead changed - 11 times.

Official Basketball Box Score -- Game Totals -- Final Statistics
WESTERN KENTUCKY vs Kentucky
3/15/12 6:50PM at KFC Yum! Center, Louisville, KY

WESTERN KENTUCKY 66 • 16-19

##	Player		Total FG-FGA	3-Ptr FG-FGA	FT-FTA	Rebounds Off	Def	Tot	PF	TP	A	TO	Blk	Stl	Min
44	Fant, George	f	6-14	0-0	1-1	1	3	4	2	13	0	1	0	3	32
22	Akol, Teeng	c	1-7	0-1	0-0	0	3	3	1	2	1	1	1	0	22
05	Gordon, Derrick	g	6-10	0-1	0-0	0	5	5	1	12	0	0	0	0	36
14	Crook, Jamal	g	1-6	0-0	1-2	1	2	3	2	3	2	2	0	1	17
52	Price, T.J.	g	6-11	3-7	6-7	1	3	4	5	21	0	0	0	0	33
00	Anyigbo, Kene		1-1	0-0	0-0	0	0	0	1	2	0	2	0	0	3
03	McDonald, Kahlil		4-11	3-6	2-4	0	3	3	2	13	5	1	1	1	31
11	Sheldon, Spence		0-0	0-0	0-0	0	0	0	0	0	0	0	0	0	0+
15	Akamune, O'Karo		0-1	0-0	0-2	2	0	2	1	0	0	0	0	0	9
21	Snipes, Nigel		0-0	0-0	0-0	1	0	1	0	0	0	1	0	1	4
25	Starks, Jay		0-1	0-0	0-0	0	0	0	0	0	0	0	0	0	0
41	Zollo, Vinny		0-1	0-0	0-0	1	1	2	4	0	2	2	0	0	13
	Team					3	0	3							
	Totals		25-63	6-15	10-16	10	20	30	19	66	10	10	2	6	200

FG % 1st Half: 10-32 31.3% 2nd half: 15-31 48.4% Game: 25-63 39.7%
3FG % 1st Half: 2-7 28.6% 2nd half: 4-8 50.0% Game: 6-15 40.0%
FT % 1st Half: 4-7 57.1% 2nd half: 6-9 66.7% Game: 10-16 62.5%

Deadball Rebounds 3

Kentucky 81 • 33-2

##	Player		Total FG-FGA	3-Ptr FG-FGA	FT-FTA	Rebounds Off	Def	Tot	PF	TP	A	TO	Blk	Stl	Min
03	Jones, Terrence	f	9-13	1-2	3-3	2	8	10	2	22	2	1	0	1	35
14	Kidd-Gilchrist, M.	f	4-8	0-1	1-3	1	6	7	3	9	2	2	1	0	34
23	Davis, Anthony	f	5-8	0-0	6-8	2	7	9	0	16	3	0	7	1	36
20	Lamb, Doron	g	7-12	2-4	0-0	1	3	4	2	16	0	3	0	0	29
25	Teague, Marquis	g	3-7	0-1	6-8	0	2	2	1	12	4	3	0	0	32
01	Miller, Darius		2-4	0-0	2-3	1	3	4	3	6	3	0	0	0	26
05	Poison, Jarrod		0-0	0-0	0-0	0	0	0	0	0	0	0	0	0	0+
10	Beckham, Twany		0-0	0-0	0-0	0	0	0	0	0	0	0	0	0	0+
30	Vargas, Eloy		0-0	0-0	0-0	1	0	1	0	0	0	0	0	0	0+
32	Long, Brian		0-0	0-0	0-0	0	0	0	0	0	0	0	0	0	0+
33	Wiltjer, Kyle		0-2	0-2	0-0	1	1	2	3	0	0	3	1	0	8
	Team					0	0	0							
	Totals		30-54	3-10	18-25	9	30	39	14	81	14	12	9	2	200

FG % 1st Half: 16-26 61.5% 2nd half: 14-28 50.0% Game: 30-54 55.6%
3FG % 1st Half: 2-5 40.0% 2nd half: 1-5 20.0% Game: 3-10 30.0%
FT % 1st Half: 11-13 84.6% 2nd half: 7-12 58.3% Game: 18-25 72.0%

Deadball Rebounds 2,1

Officials: Gerry Pollard, Edwin Edsall, Jerry Heater
Technical fouls: WESTERN KENTUCKY-None. Kentucky-Davis, Anthony.
Attendance:
2012 NCAA Men's Basketball 2nd Round Game

Score by periods	1st	2nd	Total
WESTERN KENTUCKY	26	40	**66**
Kentucky	45	36	**81**

Points	In Paint	Off T/O	2nd Chance	Fast Break	Bench
WKU	26	12	5	4	15
UK	46	14	11	8	6

Last FG - WKU 2nd-01:30, UK 2nd-05:58.
Largest lead - WKU by 2 1st-14:29, UK by 32 2nd-08:42.

Score tied - 1 time.
Lead changed - 2 times.

Official Basketball Box Score -- Game Totals -- Final Statistics
IOWA STATE vs Kentucky
3/17/12 7:55PM at KFC Yum! Center, Louisville, KY

IOWA STATE 71 • 23-11

##	Player		Total FG-FGA	3-Ptr FG-FGA	FT-FTA	Rebounds Off	Def	Tot	PF	TP	A	TO	Blk	Stl	Min
03	Ejim, Melvin	f	1-5	1-2	1-4	6	3	9	1	4	0	0	1	1	30
30	White, Royce	f	9-12	0-0	5-9	1	8	9	5	23	4	3	1	3	34
02	Babb, Chris	g	0-2	0-2	0-0	0	4	4	2	0	0	0	0	0	27
04	Allen, Chris	g	6-19	1-10	3-3	1	0	1	1	16	0	0	0	0	37
11	Christopherson,Scott	g	5-11	1-4	4-4	0	2	2	0	15	3	1	0	0	31
01	Palo, Bubu		1-2	0-0	2-2	0	1	1	5	4	0	0	0	1	11
22	Booker, Anthony		0-3	0-1	0-0	3	1	4	1	0	0	1	0	0	6
24	Gibson, Percy		3-4	0-0	3-3	0	0	0	1	9	0	1	0	0	10
25	McGee, Tyrus		0-3	0-3	0-0	1	0	1	1	0	0	1	0	1	14
	Team					0	0	0	1						
	Totals		25-61	3-22	18-25	12	19	31	18	71	7	7	2	6	200

FG % 1st Half: 10-26 38.5% 2nd half: 15-35 42.9% Game: 25-61 41.0%
3FG % 1st Half: 1-8 12.5% 2nd half: 2-14 14.3% Game: 3-22 13.6%
FT % 1st Half: 6-7 85.7% 2nd half: 12-18 66.7% Game: 18-25 72.0%

Deadball Rebounds 3

Kentucky 87 • 34-2

##	Player		Total FG-FGA	3-Ptr FG-FGA	FT-FTA	Rebounds Off	Def	Tot	PF	TP	A	TO	Blk	Stl	Min
03	Jones, Terrence	f	3-9	0-1	2-4	4	7	11	5	8	3	1	2	1	33
14	Kidd-Gilchrist, M.	f	1-4	0-1	0-0	2	5	7	2	2	1	2	0	0	33
23	Davis, Anthony	f	4-9	0-1	7-9	4	8	12	2	15	5	3	2	0	40-
20	Lamb, Doron	g	5-8	5-7	1-2	0	0	0	4	16	0	1	0	0	20
25	Teague, Marquis	g	10-14	1-3	3-5	1	3	4	2	24	7	2	0	1	36
01	Miller, Darius		7-11	3-6	2-2	1	5	6	3	19	3	1	1	0	35
33	Wiltjer, Kyle		1-1	1-1	0-0	0	0	0	1	3	0	0	0	0	3
	Team					0	0	0				1			
	Totals		31-56	10-20	15-22	12	28	40	19	87	19	11	5	2	200

FG % 1st Half: 15-31 48.4% 2nd half: 16-25 64.0% Game: 31-56 55.4%
3FG % 1st Half: 4-13 30.8% 2nd half: 6-7 85.7% Game: 10-20 50.0%
FT % 1st Half: 4-4 100.0 2nd half: 11-18 61.1% Game: 15-22 68.2%

Deadball Rebounds 1

Officials: Jamie Luckie, Sean Corbin, Gerry Pollard
Technical fouls: IOWA STATE-TEAM. Kentucky-Jones, Terrence.
Attendance: 21757
2012 NCAA Men's Basketball 3rd Round Game

Score by periods	1st	2nd	Total
IOWA STATE	27	44	**71**
Kentucky	38	49	**87**

Points	In Paint	Off T/O	2nd Chance	Fast Break	Bench
ISU	38	8	13	2	13
UK	24	13	10	11	22

Last FG - ISU 2nd-01:41, UK 2nd-00:30.
Largest lead - ISU by 2 1st-19:39, UK by 24 2nd-06:27.

Score tied - 1 time.
Lead changed - 1 time.

Official Basketball Box Score -- Game Totals -- Final Statistics
Indiana vs Kentucky
03/23/12 9:45 pm at Georgia Dome, Atlanta, GA

Indiana 90 • 27-9

##	Player		Total FG-FGA	3-Ptr FG-FGA	FT-FTA	Rebounds Off	Def	Tot	PF	TP	A	TO	Blk	Stl	Min
02	Watford, Christian	f	9-20	3-9	6-8	0	5	5	4	27	2	1	2	1	36
10	Sheehey, Will	f	5-8	0-1	0-0	2	2	4	5	10	0	1	0	1	35
40	Zeller, Cody	c	9-14	0-0	2-2	3	4	7	3	20	2	3	0	0	27
01	Hulls, Jordan	g	5-12	2-4	0-0	1	2	3	3	12	9	0	0	1	33
04	Oladipo, Victor	g	6-8	0-1	3-4	0	2	2	5	15	3	1	0	0	20
11	Moore, Daniel		0-0	0-0	0-0	0	0	0	2	0	0	0	0	0	0+
23	Abell, Remy		2-3	0-1	2-2	0	1	1	2	6	0	2	0	0	14
25	Pritchard, Tom		0-2	0-0	0-0	3	0	3	2	0	0	0	0	0	13
30	Roth, Matt		0-2	0-2	0-0	0	0	0	0	0	0	0	0	0	14
32	Elston, Derek		0-0	0-0	0-1	0	3	3	1	0	0	0	0	0	8
	Team					3	0	3							
	Totals		36-69	5-18	13-17	12	19	31	27	90	16	8	2	3	200

FG % 1st Half: 18-31 58.1% 2nd half: 18-38 47.4% Game: 36-69 52.2%
3FG % 1st Half: 2-7 28.6% 2nd half: 3-11 27.3% Game: 5-18 27.8%
FT % 1st Half: 9-13 69.2% 2nd half: 4-4 100.0 Game: 13-17 76.5%

Deadball Rebounds 1

Kentucky 102 • 35-2

##	Player		Total FG-FGA	3-Ptr FG-FGA	FT-FTA	Rebounds Off	Def	Tot	PF	TP	A	TO	Blk	Stl	Min
03	Jones, Terrence	f	5-9	1-2	1-2	3	2	5	3	12	0	1	1	1	27
14	Kidd-Gilchrist, M.	f	7-15	0-1	10-10	6	4	10	2	24	1	2	0	0	34
23	Davis, Anthony	c	2-5	0-1	5-6	2	10	12	2	9	2	0	3	0	25
20	Lamb, Doron	g	6-10	1-1	8-8	0	3	3	2	21	2	1	0	1	38
25	Teague, Marquis	g	4-14	0-2	6-6	0	3	3	3	14	7	2	0	1	36
01	Miller, Darius		6-8	2-2	5-5	2	1	3	4	19	0	0	0	0	32
10	Beckham, Twany		0-0	0-0	0-0	0	0	0	0	0	0	0	0	0	0+
30	Vargas, Eloy		0-1	0-0	0-0	1	0	1	1	0	0	0	0	0	2
33	Wiltjer, Kyle		1-2	1-1	0-0	0	0	0	1	3	0	0	0	0	6
	Team					1	1	2							
	Totals		31-64	5-10	35-37	15	24	39	18	102	12	6	4	3	200

FG % 1st Half: 19-39 48.7% 2nd half: 12-25 48.0% Game: 31-64 48.4%
3FG % 1st Half: 3-7 42.9% 2nd half: 2-3 66.7% Game: 5-10 50.0%
FT % 1st Half: 9-10 90.0% 2nd half: 26-27 96.3% Game: 35-37 94.6%

Deadball Rebounds 1

Officials: Mark Whitehead, Ed Corbett, Ray Natili
Technical fouls: Indiana-None. Kentucky-None.
Attendance: 24731
2012 NCAA Men's Basketball Championship - South Regional Semifinal

Score by periods	1st	2nd	Total
Indiana	47	43	**90**
Kentucky	50	52	**102**

Points	In Paint	Off T/O	2nd Chance	Fast Break	Bench
IU	52	8	15	18	6
UK	44	11	19	18	22

Last FG - IU 2nd-00:38, UK 2nd-01:11.
Largest lead - IU by 4 1st-03:29, UK by 13 2nd-08:57.

Score tied - 5 times.
Lead changed - 4 times.

GAME RECAPS

Official Basketball Box Score -- Game Totals -- Final Statistics
Baylor vs Kentucky
03/25/12 2:20 pm at Georgia Dome, Atlanta, GA

Baylor 70 • 30-8

##	Player		Total FG-FGA	3-Ptr FG-FGA	FT-FTA	Rebounds Off	Def	Tot	PF	TP	A	TO	Blk	Stl	Min
04	Acy, Quincy	f	7-11	0-0	8-8	3	5	8	3	22	1	3	2	1	34
30	Miller, Quincy	f	1-6	1-2	0-0	0	6	6	3	3	1	1	2	0	19
01	Jones III, Perry	c	6-14	1-2	4-5	3	5	8	4	17	2	4	0	0	34
05	Heslip, Brady	g	1-2	1-2	1-2	0	1	1	4	4	1	0	0	0	26
55	Jackson, Pierre	g	9-19	1-7	2-2	2	0	2	4	21	5	4	0	2	38
00	Franklin, Gary		0-1	0-0	0-0	0	0	0	5	0	3	0	1	0	9
03	Ellis, Fred		0-0	0-0	0-0	0	0	0	1	0	0	0	0	0	1
14	Bello, Deuce		1-3	0-0	1-2	0	1	1	3	3	0	1	0	2	13
22	Walton, A.J.		0-4	0-1	0-0	1	0	1	4	0	2	1	0	0	19
41	Jones, Anthony		0-4	0-0	0-0	2	0	2	1	0	0	0	0	0	7
	Team					5	0	5							
	Totals		25-64	4-14	16-19	16	18	34	32	70	15	14	5	5	200

FG % 1st Half: 8-25 32.0% 2nd half: 17-39 43.6% Game: 25-64 39.1%
3FG % 1st Half: 1-4 25.0% 2nd half: 3-10 30.0% Game: 4-14 28.6%
FT % 1st Half: 5-6 83.3% 2nd half: 11-13 84.6% Game: 16-19 84.2%

Deadball Rebounds 2

Kentucky 82 • 36-2

##	Player		Total FG-FGA	3-Ptr FG-FGA	FT-FTA	Rebounds Off	Def	Tot	PF	TP	A	TO	Blk	Stl	Min
03	Jones, Terrence	f	3-7	0-1	6-12	2	7	9	1	12	6	2	3	2	35
14	Kidd-Gilchrist, M.	f	7-10	1-1	4-4	2	3	5	5	19	1	3	0	0	27
23	Davis, Anthony	c	6-9	0-0	6-8	3	8	11	4	18	1	0	6	2	32
20	Lamb, Doron	g	3-7	1-3	7-12	0	1	1	2	14	1	2	0	2	32
25	Teague, Marquis	g	2-4	1-1	3-4	0	3	3	3	8	3	4	0	1	30
01	Miller, Darius		2-6	0-2	4-4	0	0	0	2	8	3	1	0	2	35
30	Vargas, Eloy		0-0	0-0	0-0	0	0	0	0	0	0	0	0	0	2
33	Wiltjer, Kyle		1-2	1-1	0-0	0	0	0	1	3	0	0	0	0	7
	Team					1	2	3				1			
	Totals		24-45	4-9	30-44	8	24	32	18	82	15	13	9	9	200

FG % 1st Half: 16-29 55.2% 2nd half: 8-16 50.0% Game: 24-45 53.3%
3FG % 1st Half: 3-6 50.0% 2nd half: 1-3 33.3% Game: 4-9 44.4%
FT % 1st Half: 7-10 70.0% 2nd half: 23-34 67.6% Game: 30-44 68.2%

Deadball Rebounds 9

Officials: Les Jones, Bryan Kersey, Mike Stuart
Technical fouls: Baylor-None. Kentucky-None.
Attendance: 24035
2012 NCAA South Regional Final

Score by periods	1st	2nd	Total
Baylor	22	48	**70**
Kentucky	42	40	**82**

Points	In Paint	Off T/O	2nd Chance	Fast Break	Bench
BU	36	10	14	17	3
UK	32	15	7	17	11

Last FG - BU 2nd-00:23, UK 2nd-04:07.
Largest lead - BU by 5 1st-16:17, UK by 23 2nd-16:41.

Score tied - 2 times.
Lead changed - 2 times.

Official Basketball Box Score -- Game Totals -- Final Statistics
Louisville vs Kentucky
3/31/12 5:09PM at Mercedes-Benz Superdome, New Orleans, LA

Louisville 61 • 30-10

##	Player		Total FG-FGA	3-Ptr FG-FGA	FT-FTA	Rebounds Off	Def	Tot	PF	TP	A	TO	Blk	Stl	Min
14	Kuric, Kyle	f	3-8	1-2	0-1	4	1	5	3	7	0	0	0	1	28
24	Behanan, Chane	f	4-9	0-2	2-2	2	7	9	1	10	0	2	0	0	34
10	Dieng, Gorgui	c	3-10	0-0	1-1	8	4	12	2	7	2	3	4	2	40
03	Siva, Peyton	g	4-11	1-2	2-2	0	3	3	2	11	3	3	0	0	31
05	Smith, Chris	g	3-11	1-2	1-2	0	1	1	1	8	1	1	0	0	23
02	Smith, Russ		4-15	0-1	1-2	1	2	3	2	9	1	3	0	2	26
21	Swopshire, Jared		0-0	0-0	0-0	0	0	0	1	0	0	0	0	0	4
22	Justice, Elisha		0-0	0-0	0-0	0	0	0	0	0	0	0	0	0	0+
25	Blackshear, Wayne		3-5	1-2	2-3	1	3	4	4	9	0	0	0	0	14
	Team					3	0	3							
	Totals		24-69	4-11	9-13	19	21	40	16	61	7	12	4	5	200

FG % 1st Half: 12-32 37.5% 2nd half: 12-37 32.4% Game: 24-69 34.8%
3FG % 1st Half: 1-3 33.3% 2nd half: 3-8 37.5% Game: 4-11 36.4%
FT % 1st Half: 3-5 60.0% 2nd half: 6-8 75.0% Game: 9-13 69.2%

Deadball Rebounds 3

Kentucky 69 • 37-2

##	Player		Total FG-FGA	3-Ptr FG-FGA	FT-FTA	Rebounds Off	Def	Tot	PF	TP	A	TO	Blk	Stl	Min
03	Jones, Terrence	f	3-8	0-0	0-3	2	5	7	2	6	0	0	2	2	33
14	Kidd-Gilchrist, M.	f	4-6	0-0	1-4	0	4	4	3	9	1	4	0	0	23
23	Davis, Anthony	f	7-8	0-0	4-6	2	12	14	2	18	2	3	5	1	39
20	Lamb, Doron	g	4-9	0-2	2-3	0	1	1	1	10	1	4	0	0	35
25	Teague, Marquis	g	4-8	0-0	0-0	0	2	2	4	8	5	2	0	1	33
01	Miller, Darius		4-7	1-4	4-4	0	3	3	2	13	0	1	0	2	29
30	Vargas, Eloy		0-0	0-0	0-0	0	0	0	0	0	0	0	0	0	0+
33	Wiltjer, Kyle		2-3	1-1	0-0	1	0	1	0	5	0	0	0	1	8
	Team					1	0	1							
	Totals		28-49	2-7	11-20	6	27	33	14	69	9	14	7	7	200

FG % 1st Half: 15-25 60.0% 2nd half: 13-24 54.2% Game: 28-49 57.1%
3FG % 1st Half: 1-5 20.0% 2nd half: 1-2 50.0% Game: 2-7 28.6%
FT % 1st Half: 4-5 80.0% 2nd half: 7-15 46.7% Game: 11-20 55.0%

Deadball Rebounds 3

Officials: Les Jones, Doug Shows, Joe DeRosa
Technical fouls: Louisville-None. Kentucky-None.
Attendance:

Score by periods	1st	2nd	Total
Louisville	28	33	**61**
Kentucky	35	34	**69**

Points	In Paint	Off T/O	2nd Chance	Fast Break	Bench
UL	38	14	13	6	18
UK	40	15	10	4	18

Last FG - UL 2nd-00:34, UK 2nd-00:25.
Largest lead - UL by 2 1st-19:43, UK by 13 2nd-16:14.

Score tied - 2 times.
Lead changed - 1 time.

Official Basketball Box Score -- Game Totals -- Final Statistics
KANSAS vs Kentucky
04/02/12 8:23PM at Mercedes-Benz Superdome, New Orleans, LA

KANSAS 59 • 32-7

##	Player		Total FG-FGA	3-Ptr FG-FGA	FT-FTA	Rebounds Off	Def	Tot	PF	TP	A	TO	Blk	Stl	Min
00	Robinson, Thomas	f	6-17	0-0	6-7	5	12	17	2	18	1	1	0	0	36
05	Withey, Jeff	c	2-8	0-0	1-1	3	4	7	2	5	1	1	4	2	32
10	Taylor, Tyshawn	g	8-17	1-1	2-3	1	3	4	1	19	3	5	0	1	36
15	Johnson, Elijah	g	5-13	3-7	0-0	1	1	2	1	13	2	2	0	1	36
24	Releford, Travis	g	1-6	1-2	1-2	0	1	1	5	4	1	0	0	1	30
02	Teahan, Conner		0-1	0-1	0-0	0	0	0	1	0	1	0	0	1	17
04	Wesley, Justin		0-0	0-0	0-0	0	0	0	0	0	0	0	0	0	2
40	Young, Kevin		0-0	0-0	0-2	0	3	3	4	0	0	0	1	0	11
	Team					1	0	1							
	Totals		22-62	5-11	10-15	11	24	35	16	59	9	9	5	6	200

FG % 1st Half: 11-33 33.3% 2nd half: 11-29 37.9% Game: 22-62 35.5%
3FG % 1st Half: 2-4 50.0% 2nd half: 3-7 42.9% Game: 5-11 45.5%
FT % 1st Half: 3-6 50.0% 2nd half: 7-9 77.8% Game: 10-15 66.7%

Deadball Rebounds 3

Kentucky 67 • 38-2

##	Player		Total FG-FGA	3-Ptr FG-FGA	FT-FTA	Rebounds Off	Def	Tot	PF	TP	A	TO	Blk	Stl	Min
03	Jones, Terrence	f	4-7	0-1	1-2	1	6	7	4	9	0	2	2	1	29
23	Davis, Anthony	f	1-10	0-0	4-6	4	12	16	2	6	5	3	6	3	36
14	Kidd-Gilchrist, M.	g	4-7	0-1	3-4	2	4	6	2	11	1	1	1	0	35
20	Lamb, Doron	g	7-12	3-6	5-6	1	1	2	2	22	3	1	0	0	35
25	Teague, Marquis	g	5-14	2-3	2-3	1	1	2	2	14	3	2	0	0	34
01	Miller, Darius		2-5	1-2	0-0	1	5	6	2	5	0	2	2	0	25
30	Vargas, Eloy		0-0	0-0	0-0	0	0	0	1	0	0	0	0	0	3
33	Wiltjer, Kyle		0-1	0-1	0-0	0	0	0	0	0	0	0	0	0	3
	Team					2	2	4							
	Totals		23-56	6-14	15-21	12	31	43	15	67	12	11	11	4	200

FG % 1st Half: 16-30 53.3% 2nd half: 7-26 26.9% Game: 23-56 41.1%
3FG % 1st Half: 3-7 42.9% 2nd half: 3-7 42.9% Game: 6-14 42.9%
FT % 1st Half: 6-8 75.0% 2nd half: 9-13 69.2% Game: 15-21 71.4%

Deadball Rebounds 3

Officials: Verne Harris, Mark Whitehead, Mike Stuart
Technical fouls: KANSAS-None. Kentucky-None.
Attendance: 70913

Score by periods	1st	2nd	Total
KANSAS	27	32	**59**
Kentucky	41	26	**67**

Points	In Paint	Off T/O	2nd Chance	Fast Break	Bench
KU	32	9	6	4	0
UK	22	16	7	2	5

Last FG - KU 2nd-00:40, UK 2nd-02:50.
Largest lead - KU by 2 1st-19:44, UK by 18 1st-02:59.

Score tied - 2 times.
Lead changed - 3 times.

2012 SEC Tournament Results

March 8-11 SuperDome
New Orleans, La.

First Round — March 8
(8) LSU 70, (9) Arkansas 54
(5) Alabama 63, (12) South Carolina 57
(7) Ole Miss 68, (10) Auburn 54
(11) Georgia 71, (6) Mississippi State 61

Second Round — March 9
(1) Kentucky 60, (8) LSU 51
(4) Florida 66, (5) Alabama 63
(7) Ole Miss 77, (2) Tennessee 72 (ot)
(3) Vanderbilt 63, (11) Georgia 41

Semifinals — March 10
(1) Kentucky 74, (4) Florida 71
(3) Vanderbilt 65, (7) Ole Miss 53

Finals — March 11
(3) Vanderbilt 71, (1) Kentucky 64

SEC All-Tournament Team

Erik Murphy, Florida
Bradley Beal, Florida
Terrence Jones, Kentucky
Anthony Davis, Kentucky
Lance Goulbourne, Vanderbilt
John Jenkins, Vanderbilt (MVP)

UK's SEC Players of the Week

Anthony Davis - Freshman of the Week (11/14)
Terrence Jones - Player of the Week (12/5)
Michael Kidd-Gilchrist - Player of the Week (1/2)
Anthony Davis - Freshman of the Week (1/2)
Anthony Davis - Freshman of the Week (1/16)
Anthony Davis - Player of the Week (2/6)
Marquis Teague - Freshman of the Week (2/13)
Anthony Davis - Player of the Week (2/27)
Michael Kidd-Gilchrist - Freshman of the Week (2/27)
Anthony Davis - Freshman of the Week (3/5)

Associated Press All-SEC

First Team

#-Anthony Davis, Kentucky
#-John Jenkins, Vanderbilt
Michael Kidd-Gilchrist, Kentucky
Arnett Moultrie, Mississippi State
Dee Bost, Mississippi State

Second Team

Kenny Boynton, Florida
Jeffery Taylor, Vanderbilt
Bradley Beal, Florida
Terrence Jones, Kentucky
JaMychal Green, Alabama
Jeronne Maymon, Tennessee
* Ties, # Unanimous

Honorable Mention

Kentavious Caldwell-Pope, Georgia
Murphy Holloway, Ole Miss
Doron Lamb, Kentucky
Trevor Releford, Alabama
Erving Walker, Florida
B.J. Young, Arkansas

2012 SEC Honors

Coaches First Team All-SEC

Bradley Beal, Florida
Kenny Boynton, Florida
Anthony Davis, Kentucky
Michael Kidd-Gilchrist, Kentucky
Dee Bost, Mississippi State
Arnett Moultrie, Mississippi State
John Jenkins, Vanderbilt
Jeffery Taylor, Vanderbilt
Jeronne Maymon, Tennessee

Coaches Second Team All-SEC

JaMychal Green, Alabama
^Trevor Releford, Alabama
BJ Young, Arkansas
Erving Walker, Florida
Terrence Jones, Kentucky
Doron Lamb, Kentucky
Justin Hamilton, LSU
^Terrance Henry, Ole Miss

Coaches SEC All-Freshman Team

BJ Young, Arkansas
Bradley Beal, Florida
Kentavious Caldwell-Pope, Georgia
Anthony Davis, Kentucky
Michael Kidd-Gilchrist, Kentucky
Anthony Hickey, LSU
Rodney Hood, Mississippi State
Jarnell Stokes, Tennessee

^ Ties not broken

Coaches SEC All-Defensive Team

Anthony Davis, Kentucky
Michael Kidd-Gilchrist, Kentucky
Reginald Buckner, Ole Miss
Damontre Harris, South Carolina
Jeffery Taylor, Vanderbilt

SEC Coach of the Year

John Calipari, Kentucky
(Coaches & AP)

SEC Player of the Year

Anthony Davis, Kentucky
(Coaches & AP)

SEC Newcomer of the Year

Anthony Davis, Kentucky
(AP)

SEC Freshman of the Year

Anthony Davis, Kentucky
(Coaches)

SEC Sixth-Man of the Year

Darius Miller, Kentucky
(Coaches)

SEC Defensive Player of the Year

Anthony Davis, Kentucky
(Coaches)

2012 SEC MEN'S BASKETBALL TOURNAMENT

March 8-11 • New Orleans Arena • New Orleans, La.

Thursday, March 8 | **Friday, March 9** | **Saturday, March 10** | **Sunday, March 11**

[8] LSU
Game 1 — Noon CT, SEC Network
[9] Arkansas

[5] Alabama
Game 2 — 2:30 p.m. CT, SEC Network
[12] South Carolina

[7] Ole Miss
Game 3 — 6:30 p.m. CT, SEC Network
[10] Auburn

[6] Mississippi State
Game 4 — 9:00 p.m. CT, SEC Network
[11] Georgia

[8] LSU
Game 5 — Noon CT, SEC Network
[1] Kentucky

[5] Alabama
Game 6 — 2:30 p.m. CT, SEC Network
[4] Florida

[7] Ole Miss
Game 7 — 6:30 p.m. CT, SEC Network
[2] Tennessee

[11] Georgia
Game 8 — 9:00 p.m. CT, SEC Network
[3] Vanderbilt

[1] Kentucky
Game 9 — Noon CT, ABC
[4] Florida

[7] Ole Miss
Game 10 — 2:30 p.m. CT, ABC
[3] Vanderbilt

[1] Kentucky
CHAMPIONSHIP
Game 11
Noon CT
ABC
[3] Vanderbilt

SEC Tournament Champion
NCAA Tournament Automatic Qualifier

2012-2013 OPPONENTS

Alabama Crimson Tide

Location ..... Tuscaloosa, Ala.
Enrollment 31,747
Conference ..... SEC (West)
Colors ..... Crimson and White
Arena ..... Coleman Coliseum (15,383)
Head Coach ..... Anthony Grant
Record at School/Yrs ..... 63-39/3 yrs.
Overall Record/Yrs ..... 139-64/6 yrs.
2011-12 Record (Conference) 21-12 (9-7)
2011 NCAA Postseason ..... NCAA First Round
SID ..... TBD
SID Phone 205.348.6084
SID Cell ..... TBD
SID Email ..... TBD
Website ..... rolltide.com

Series ..... UK leads 102-36
In Lexington ..... UK leads 53-10
In Tuscaloosa ..... UK leads 28-22
At Neutral sites ..... UK leads 21-4
Current Win Streak ..... UK, Two games
Longest UK Win Streak ..... 15 games
Longest UA Win Streak ..... Two (Seven times)
Largest UK Win ..... (42) 74-32 (2/14/49)
Largest UA Win ..... (24) 101-77 (2/25/56)
John Calipari vs. Alabama 5-2
UK vs. Anthony Grant 4-1
Last Meeting ..... UK, 77-71 (1/21/12)

Tuesday, Jan. 22 ..... 9:00 p.m. (ESPN)
Tuscaloosa, Ala. ..... Coleman Coliseum

Arkansas Razorbacks

Location ..... Fayetteville, Ark.
Enrollment 23,199
Conference ..... SEC (West)
Colors ..... Cardinal and White
Arena ..... Bud Walton Arena (19,200)
Head Coach ..... Mike Anderson
Record at School ..... 18-14/1 yr.
Overall Record ..... 228-112/10 yrs.
2011-12 Record (Conference) 18-14 (6-10)
2012 NCAA Postseason ..... None
SID ..... Phil Pierce
SID Phone 479.575.7430
SID Email ..... ppierce@uark.edu
Website ..... arkansasrazorbacks.com
Series ..... UK leads 25-8

In Lexington ..... UK leads 12-2
In Fayetteville ..... UK leads 6-5
At Neutral sites ..... UK leads 7-1
Current Win Streak ..... UK, One game
Longest UK Win Streak ..... Ten games
Longest UA Win Streak ..... Two (Two times)
Largest UK Win ..... (37) 76-39 (12/13/48)
Largest UA Win ..... (17) 105-88 (1/25/92)
John Calipari vs. Arkansas 5-3
UK vs. Mike Anderson 2-1
Last Meeting ..... UK, 86-63 (1/17/12)

Saturday, March 2 ..... 4:00 p.m. (CBS)
Fayetteville, Ark. ..... Bud Walton Arena

Auburn Tigers

Location ..... Auburn, Ala.
Enrollment 25,469
Conference ..... SEC (West)
Colors ..... Burnt Orange and Blue
Arena ..... Auburn Arena (9,121)
Head Coach ..... Tony Barbee
Record at School/Yrs ..... 26-36/2 yrs.
Overall Record/Yrs ..... 26-36/2 yrs.
2011-12 Record (Conference) 15-16 (5-11)
2012 NCAA Postseason ..... None
SID ..... Chuck Gallina
SID Phone 334.844.9800
SID Email ..... chuckg@auburn.edu
Website ..... auburntigers.com
Series ..... UK leads 86-17

In Lexington ..... UK leads 44-2
In Auburn ..... UK leads 28-13
At Neutral sites ..... UK leads 14-2
Current Win Streak ..... UK, 13 games
Longest UK Win Streak ..... 14 games
Longest AU Win Streak ..... Two (Four times)
Largest UK Win ..... (66) 84-18 (2/28/47)
Largest AU Win ..... (19) 88-69 (2/20/65); 82-63 (1/13/94)
John Calipari vs. Auburn 3-0
UK vs. Tony Barbee 2-0
Last Meeting ..... UK, 68-53 (1/11/12)
Saturday, Jan. 19 ..... 9:00 p.m. (ESPNU)
Auburn, Ala. ..... Auburn Arena
Saturday, Feb. 9 ..... 4:00 p.m. (SEC Network)
Lexington, Ky. ..... Rupp Arena

Baylor Bears

Location	Waco, Texas
Enrollment	15,029
Conference	Big 12
Colors	Green and Gold
Arena	Ferrell Center (10,284)
Head Coach	Scott Drew
Record at School/Yrs	156-123/10 yrs.
Overall Record/Yrs	176-134/11 yrs.
2011-12 Record (Conference)	29-7 (12-6)
2012 NCAA Postseason	NCAA Elite Eight
SID	David Kaye
SID Phone	254.710.4389
SID Email	david_kaye@baylor.edu
Website	baylorbears.com
Series	UK leads 7-0
In Lexington	UK leads 4-0
In Waco	n/a
At Neutral sites	UK leads 3-0
Current Win Streak	UK, 7 games
Longest UK Win Streak	7 games
Longest AU Win Streak	n/a
Largest UK Win	(41) 75-34 (12/23/47)
Largest BU Win	n/a
John Calipari vs. Baylor	1-0
UK vs. Scott Drew	1-0
Last Meeting	UK, 82-70 (3/25/12)

Saturday, Dec. 1	12:30 p.m. (CBS)
Lexington, Ky.	Rupp Arena

Duke Blue Devils

Location	Durham, N.C.
Enrollment	6,526
Conference	Atlantic Coast
Colors	Duke Blue & White
Arena	Cameron Indoor Stadium (9,314)
Head Coach	Mike Krzyzewski
Record at School/Yrs	854-232/32 yrs.
Overall Record/Yrs	927-291/37 yrs.
2011-12 Record (Conference)	27-7 (13-3)
2012 NCAA Postseason	NCAA First Round
SID	Matt Plizga
SID Phone	919.668.1712
SID Email	plizga@duaa.duke.edu
Website	goduke.com
Series	UK leads 11-8
In Lexington	UK leads 5-1
In Durham	Tied 1-1
At Neutral sites	DU leads 6-5
Current Win Streak	DU, Two Games
Longest UK Win Streak	Six games
Longest DU Win Streak	Four games
Largest UK Win	(22) 98-76 (12/20/70)
Largest DU Win	(25) 80-55 (11/19/88)
John Calipari vs. Duke	0-1
UK vs. Mike Krzyzewski	1-4
Last Meeting	DU, 95-92 (ot) (12/18/01)

Tuesday, Nov. 13	9:30 p.m. (ESPN)
Atlanta, Ga.	Georgia Dome

Eastern Michigan Eagles

Location	Ypsilanti, Mich.
Enrollment	22,638
Conference	Mid-American
Colors	Green and White
Arena	Convocation Center (8,824)
Head Coach	Rob Murphy
Record at School	14-18/1 year
Overall Record	14-18/1 year
2011-12 Record (Conference)	14-18 (9-7)
2011 NCAA Postseason	None
SID	Jim Streeter
SID Phone	734.487.0317
SID Email	jim.streeter@emich.edu
Website	emueagles.com
Series	First meeting
In Lexington	n/a
In Ypsilanti	n/a
At Neutral sites	n/a
Current Win Streak	n/a
Longest UK Win Streak	n/a
Longest EMU Win Streak	n/a
Largest UK Win	n/a
Largest EMU Win	n/a
John Calipari vs. Eastern Michigan	0-0
UK vs. Rob Murphy	0-0
Last Meeting	First meeting

Wednesday, Jan. 2	6:00 p.m. (ESPNU)
Lexington, Ky.	Rupp Arena

Florida Gators

Location	Gainesville, Fla.
Enrollment	49,589
Conference	SEC (East)
Colors	Orange and Blue
Arena	Stephen C. O'Connell Center (12,000)
Head Coach	Billy Donovan
Record at School/Yrs	386-158/16 yrs.
Overall Record/Yrs	421-178/18 yrs.
2011-12 Record (Conference)	26-11 (10-6)
2012 NCAA Postseason	NCAA, Elite Eight
SID	Denver Parler
SID Phone	352.375.4683 Ext. 6135
SID Email	denverp@gators.ufl.edu
Website	gatorzone.com
Series	UK leads 93-33

In Lexington	UK leads 47-8
In Gainesville	UK leads 33-22
At Neutral sites	UK leads 13-3
Current Win Streak	UK, Five Games
Longest UK Win Streak	18 games
Longest UF Win Streak	Six games
Largest UK Win	(56) 87-31 (3/4/48)
Largest UF Win	(18) 96-78 (1/13/68)
John Calipari vs. Florida	8-1
UK vs. Billy Donovan	25-13
Last Meeting	UK, 74-71 (3/10/12)
Tuesday, Feb. 12	7:00 p.m. (ESPN)
Gainesville, Fla.	O'Connell Center
Saturday, March 9	Noon (CBS)
Lexington, Ky.	Rupp Arena

Georgia Bulldogs

Location	Athens, Ga.
Enrollment	34,816
Conference	SEC (East)
Colors	Red and Black
Arena	Stegeman Coliseum (10,523)
Head Coach	Mark Fox
Record at School	50-46/3 yrs.
Overall Record	173-89/7 yrs.
2011-12 Record (Conference)	15-17 (5-11)
2012 NCAA Postseason	None
SID	Tim Hix
SID Phone	706.542.1621
SID Email	thix@sports.uga.edu
Website	georgiadogs.com
Series	UK leads 115-25

In Lexington	UK leads 56-5
In Athens	UK leads 40-16
At Neutral sites	UK leads 19-4
Current Win Streak	UK, Three Games
Longest UK Win Streak	20 games
Longest UGA Win Streak	Three games
Largest UK Win	(77) 143-66 (2/27/56)
Largest UGA Win	(15) 106-91 (1/3/90)
John Calipari vs. Georgia	5-1
UK vs. Mark Fox	5-2
Last Meeting	UK, 79-49 (3/1/12)
Thursday, March 7	9:00 p.m. (ESPN/ESPN2)
Athens, Ga.	Stegeman Coliesum

Lafayette (PA) Leopards

Location	Easton, Pa.
Enrollment	2,406
Conference	Patriot League
Colors	Maroon and White
Arena	Allan P. Kirby Sports Center (3,500)
Head Coach	Fran O'Hanlon
Record at School/Yrs	239-260/18 yrs.
Overall Record/Yrs	239-260/18 yrs.
2011-12 Record (Conference)	13-18 (7-7)
2012 NCAA Postseason	None
SID	Mark Mohrman
SID Phone	610.330.5003
SID Email	mohrmanm@lafayette.edu
Website	goleopards.com
Series	First meeting

In Lexington	n/a
In Beaumont	n/a
At Neutral sites	n/a
Current Win Streak	n/a
Longest UK Win Streak	n/a
Longest Lamar Win Streak	n/a
Largest UK Win	n/a
Largest Lamar Win	n/a
John Calipari vs. Indiana	n/a
UK vs. Pat Knight	n/a
Last Meeting	n/a
Friday, Nov. 16	7:00 p.m. (FS South)
Lexington, Ky.	Rupp Arena

Lipscomb Bisons

Location ..... Nashville, Tenn.
Enrollment 4,018
Conference ..... Atlantic Sun
Colors ..... Purple and Gold
Arena ..... Allen Arena (5,028)
Head Coach ..... Scott Sanderson
Record at School/Yrs ..... 210-183/13 yrs.
Overall Record/Yrs ..... 277-195/15 yrs.
2011-12 Record (Conference) 13-18 (8-10)
2012 NCAA Postseason ..... None
SID ..... Jamie Gilliam
SID Phone 615.966.5166
SID Email ..... jamie.gilliam@lipscomb.edu
Website ..... lipscombsports.com
Series ..... UK leads 1-0
In Lexington ..... UK leads 1-0
In Nashville ..... n/a
At Neutral sites ..... n/a
Current Win Streak ..... UK, One Game
Longest UK Win Streak ..... One game
Longest LIP Win Streak ..... n/a
Largest UK Win ..... (18) 67-49 (11/14/05)
Largest UL Win ..... n/a
John Calipari vs. Lipscomb 0-0
UK vs. Scott Sanderson 1-0
Last Meeting ..... UK, 67-49 (11/14/05)

Saturday, Dec. 15 ..... 12:30 p.m. (FSN)
Lexington, Ky. ..... Rupp Arena

Long Island Blackbirds

Location ..... Brookville, N.Y.
Enrollment 11,000
Conference ..... Northeast
Colors ..... Black and Silver
Arena ..... Wellness, Recreation and Athletic Center (2,000)
Head Coach ..... Jack Perri
Record at School/Yrs ..... First Season
Overall Record/Yrs ..... First Season
2011-12 Record (Conference) 25-9 (16-2)
2012 NCAA Postseason ..... NCAA, First Round
SID ..... Dan Lobacz
SID Phone 718.488.1420
SID Email ..... daniel.lobacz@liu.edu
Website ..... liuathletics.com
Series ..... UK leads 2-1
In Lexington ..... n/a
In Brookville ..... Series tied 1-1
Neutral Sites ..... UK leads, 1-0
Current Win Streak ..... UK, Two Games
Longest UK Win Streak ..... Two Games
Longest LIU Win Streak ..... One Game
Largest UK Win ..... (10) 62-52 (1/1/45)
Largest LIU Win ..... (18) 52-34 (1/4/39)
John Calipari vs. Long Island ..... First meeting
UK vs. Jack Perri ..... First meeting
Last Meeting ..... UK, 66-62 (3/17/47)

Friday, Nov. 23 ..... 7:00 p.m. (FS South)
Lexington, Ky. ..... Rupp Arena

Louisville Cardinals

Location ..... Louisville, Ky.
Enrollment 22,000
Conference ..... Big East
Colors ..... Red and Black
Arena ..... KFC Yum! Center (22,000)
Head Coach ..... Rick Pitino
Record at School/Yrs ..... 275-106/10 yrs.
Overall Record/Yrs ..... 629-234/26 yrs.
2011-12 Record (Conference) 30-10 (10-8)
2012 NCAA Postseason ..... NCAA, Final Four
SID ..... Kenny Klein
SID Phone 502.852.6651
SID Cell 502.599.7865
SID Email ..... kenny.klein@louisville.edu
Website ..... UofLsports.com
Series ..... UK leads 30-14
In Lexington ..... UK leads 15-5
In Louisville ..... UK leads 12-7
At Neutral sites ..... UK leads 3-2
Current Win Streak ..... UK, Four Games
Longest UK Win Streak ..... Five games
Longest UL Win Streak ..... Two (Six times)
Largest UK Win ..... (34) 91-57 (3/27/48)
..... 85-51 (12/27/86)
Largest UL Win ..... (18) 97-75 (12/31/88)
John Calipari vs. Louisville 10-5
UK vs. Rick Pitino 8-4
Last Meeting ..... UK, 69-61 (3/31/12)
Saturday, Dec. 29 ..... 4:00 p.m. (CBS)
Louisville, Ky. ..... KFC Yum! Center

LSU Tigers

Location	Baton Rouge, La.
Enrollment	28,771
Conference	SEC (West)
Colors	Purple and Gold
Arena	Pete Maravich Assembly Center (13,472)
Head Coach	Johnny Jones
Record at School/Yrs	First Season
Overall Record/Yrs	205-162/12 yrs.
2011-12 Record (Conference)	18-15 (7-9)
2012 NCAA Postseason	NIT, First Round
SID	Kent Lowe
SID Phone	225.578.8226
SID Email	clowe@lsu.edu
Website	LSUsports.net
Series	UK leads 82-24

In Lexington	UK leads 40-5
In Baton Rouge	UK leads 29-16
At Neutral sites	UK leads 13-3
Current Win Streak	UK, Four Games
Longest UK Win Streak	19 games
Longest LSU Win Streak	Three (Four times)
Largest UK Win	(47) 127-80 (3/4/95)
Largest LSU Win	(35) 76-41 (1/18/87)
John Calipari vs. LSU	4-0
UK vs. Johnny Jones	First Meeting
Last Meeting	UK, 60-51 (3/9/12)

Saturday, Jan. 26 ..... 4:00 p.m. (SEC Network)
Lexington, Ky. ..... Rupp Arena

Marshall Thundering Herd

Location	Huntington, W. Va.
Enrollment	14,000
Conference	Conference USA
Colors	Green and White
Arena	Cam Henderson Center (9,043)
Head Coach	Tom Herrion
Record at School	43-24/2 yrs.
Overall Record	123-62/6 yrs.
2011-12 Record (Conference)	21-14 (9-7)
2012 NCAA Postseason	NIT, First Round
SID	Steven Schoon
SID Phone	304.696.2418
SID Email	schoon@marshall.edu
Website	herdzone.com
Series	UK leads 11-0

In Lexington	UK leads 7-0
In Huntington	UK leads 1-0
At Neutral sites	UK leads 3-0
Current Win Streak	UK, 11 Games
Longest UK Win Streak	11 games
Longest MU Win Streak	n/a
Largest UK Win	(41) 116-75 (12/27/94)
Largest MSU Win	n/a
John Calipari vs. Marshall	5-0
UK vs. Tom Herrion	First Meeting
Last Meeting	UK, 89-76 (12/1/03)

Saturday, Dec. 22 ..... 4:00 p.m. (ESPN2)
Lexington, Ky. ..... Rupp Arena

Maryland Terrapins

Location	College Park, Md.
Enrollment	37,631
Conference	Atlantic Coast
Colors	Red, White, Black and Gold
Arena	Comcast Center (17,950)
Head Coach	Mark Turgeon
Record at School	17-15/1 year
Overall Record	267-174/14 yrs.
2011-12 Record (Conference)	17-15, 6-10
2012 NCAA Postseason	None
SID	Zach Bolno
SID Phone	301.314.1482
SID Email	zbolno@umd.edu
Website	umterps.com
Series	UK leads 7-5

In Lexington	UK leads 3-0
In College Park	UM leads 3-1
At Neutral sites	UK leads 2-1
Current Win Streak	UM, Two Games
Longest UK Win Streak	Four Games
Longest Maryland Win Streak	Two Games
Largest UK Win	(21) 76-55 (12/9/57)
Largest Maryland Win	(30) 37-7 (1/19/28)
John Calipari vs. Maryland	4-3
UK vs. Mark Turgeon	First Meeting
Last Meeting	UM, 78-68 (3/22/02)

Friday, Nov. 9 ..... 8:30 p.m. (ESPN)
Brooklyn, N.Y. ..... Barclays Center

Mississippi State Bulldogs

Location	Starkville, Miss.
Enrollment	20,484
Conference	SEC (West)
Colors	Maroon and White
Arena	Humphrey Coliseum (10,575)
Head Coach	Rick Ray
Record at School	First Season
Overall Record	First Season
2011-12 Record (Conference)	21-12 (8-8)
2012 NCAA Postseason	NIT, First Round
SID	Gregg Ellis
SID Phone	662.418.8494
SID Email	gellis@athletics.msstate.edu
Website	MStateathletics.com
Series	UK leads 88-20

In Lexington	UK leads 44-5
In Starkville	UK leads 32-12
At Neutral sites	UK leads 12-3
Current Win Streak	UK, Four Games
Longest UK Win Streak	17 games (Two times)
Longest MSU Win Streak	Three games
Largest UK Win	(44) 110-66 (2/11/52)
Largest MSU Win	(13) 82-69 (2/16/85)
John Calipari vs. Mississippi St.	5-0
UK vs. Rick Ray	First Meeting
Last Meeting	UK, 73-64 (2/21/12)

Wednesday, Feb. 27	8:00 p.m. (SEC Network)
Lexington, Ky.	Rupp Arena

Missouri Tigers

Location	Columbia, Mo.
Enrollment	33,805
Conference	SEC
Colors	Old Gold and Black
Arena	Mizzou Arena (15,061)
Head Coach	Frank Haith
Record at School/Yrs	30-5/1 year
Overall Record/Yrs	159-106/8 years
2011-12 Record (Conference)	30-5 (14-4)
2012 NCAA Postseason	NCAA, First Round
SID	David Reiter
SID Phone	573.884.2437
SID Email	reiterd@missouri.edu
Website	mutigers.com
Series	UK leads 4-0

In Lexington	UK leads 2-0
In Columbia	n/a
At Neutral sites	UK leads 2-0
Current Win Streak	UK, Four games
Longest UK Win Streak	Four games
Longest MIZZ Win Streak	n/a
Largest UK Win	(22) 77-55 (11/26/97)
Largest MIZZ Win	n/a
John Calipari vs. Missouri	1-2
UK vs. Frank Haith	0-1
Last Meeting	UK, 70-53 (12/30/99)

Saturday, Feb. 23	9:00 p.m. (ESPN)
Lexington, Ky.	Rupp Arena

Morehead State Eagles

Location	Morehead, Ky.
Enrollment	9,046
Conference	Ohio Valley
Colors	Blue and Gold
Arena	Johnson Arena (6,500)
Head Coach	Sean Woods
Record at School/Yrs	First Season
Overall Record/Yrs	21-13/1 year
2011-12 Record (Conference)	18-15 (10-6)
2012 NCAA Postseason	None
SID	Matt Segal
SID Phone	606.783.2557
SID Email	m.segal@moreheadstate.edu
Website	msueagles.com
Series	UK leads 9-0

In Lexington	UK leads 7-0
In Morehead	n/a
At Neutral sites	UK leads 2-0
Current Win Streak	UK, Nine Games
Longest UK Win Streak	Nine games
Longest MSU Win Streak	n/a
Largest UK Win	(43) 108-65 (12/19/92)
Largest MSU Win	n/a
John Calipari vs. Morehead State	1-0
UK vs. Sean Woods	1-0
Last Meeting	UK, 75-66 (11/1109)

Wednesday, Nov. 21	7:00 p.m. (FS South)
Lexington, Ky.	Rupp Arena

Northwood (Fla.) Seahawks (Exh.)

Location	West Palm Beach, Fla.
Enrollment	600
Conference	The Sun Conference (NAIA)
Colors	Navy, Columbia Blue, White
Arena	Countess de Hoernle Student Life Center
Head Coach	Rollie Massimino
Record at School/Yrs	171-37 (6 yrs.)
Overall Record/Yrs	687-428 (36 yrs.)
2011-12 Record	34-4
2011-12 Postseason	NAIA National Runner-Up
SID	Chris Kendrick
SID Phone	561-681-7986
SID Email	holbrood@northwood.edu
Website	seahawks.gonorthwood.com
Series	First meeting

In Lexington	n/a
In Midland	n/a
At Neutral sites	n/a
Current Win Streak	n/a
Longest UK Win Streak	n/a
Longest NU Win Streak	n/a
Largest UK Win	n/a
Largest NU Win	n/a
John Calipari vs. Northwood	n/a
UK vs. Rollie Massimino	n/a
Last Meeting	n/a

Thursday, Nov. 1	7:00 p.m. (FS South)
Lexington, Ky.	Rupp Arena

Notre Dame Fighting Irish

Location	South Bend, Ind.
Enrollment	11,733
Conference	Big East
Colors	Blue and Gold
Arena	Purcell Pavilion at the Joyce Center (9,149)
Head Coach	Mike Brey
Record at School/Yrs	260-132/12 yrs.
Overall Record/Yrs	359-184/17 yrs.
2011-12 Record (Conference)	22-12 (13-5)
2012 NCAA Postseason	NCAA, Second Round
SID	Bernadette Cafarelli
SID Phone	574.631.8458
SID Email	Cafarelli.1@nd.edu
Website	und.com
Series	UK leads 42-18

In Lexington	UK leads 8-0
In South Bend	UK leads 10-5
At Neutral sites	UK leads 28-9
Current Win Streak	UK, One Game
Longest UK Win Streak	Ten games
Longest ND Win Streak	Seven games
Largest UK Win	(47) 100-53 (12/30/61)
Largest ND Win	(21) 41-20 (2/10/36)
John Calipari vs. Notre Dame	1-0
UK vs. Mike Brey	5-1
Last Meeting	UK, 72-58 (12/8/10)

Thursday, Nov. 29	7:00 p.m. (ESPN2)
South Bend, Ind.	The Joyce Center

Ole Miss Rebels

Location	Oxford, Miss.
Enrollment	19,536
Conference	SEC (West)
Colors	Cardinal Red and Navy Blue
Arena	Tad Smith Coliseum (8,700)
Head Coach	Andy Kennedy
Record at School/Yrs	125-78/6 yrs.
Overall Record/Yrs	146-91/7 yrs.
2011-12 Record (Conference)	20-14 (8-8)
2012 NCAA Postseason	NIT, First Round
SID	Daniel Snowden
SID Phone	662.915.7526
SID Email	desnowde@olemiss.com
Website	OleMisssports.com
Series	UK leads 99-13

In Lexington	UK leads 50-2
In Oxford	UK leads 25-10
At Neutral sites	UK leads 24-1
Current Win Streak	UK, Two Games
Longest UK Win Streak	39 games
Longest OM Win Streak	Two games
Largest UK Win	(58) 116-58 (1/3/52)
Largest OM Win	(20) 37-17 (2/11/27)
John Calipari vs. Ole Miss	7-4
UK vs. Andy Kennedy	6-2
Last Meeting	UK, 77-62 (02/18/12)

Tuesday, Jan. 29	9:00 p.m. (ESPN)
Oxford, Miss.	Tad Smith Coliseum

Portland Pilots

Location	Portland, Ore.
Enrollment	3,810
Conference	West Coast
Colors	Purple and White
Arena	Dedmon Center (3,500)
Head Coach	Eric Reveno
Record at School	85-105/6 yrs.
Overall Record	85-105/6 yrs.
2011-12 Record (Conference)	7-24 (3-13)
2012 NCAA Postseason	None
SID	Jason Brough
SID Phone	503.943.8439
SID Email	brough@up.edu
Website	portlandpilots.com
Series	UK leads 3-0
In Lexington	UK leads 2-0
In Portland	UK leads 1-0
At Neutral sites	n/a
Current Win Streak	UK, Three Games
Longest UK Win Streak	Three Games
Longest Portland Win Streak	n/a
Largest UK Win	(31) 79-48 (11/19/10)
Largest Portland Win	n/a
John Calipari vs. Radford	2-0
UK vs. Reveno	2-0
Last Meeting	UK, 87-63 (11/26/11)

Saturday, Dec. 8 ..... Noon (ESPN)
Lexington, Ky. ..... Rupp Arena

Samford Bulldogs

Location	Birmingham, Ala.
Enrollment	4,715
Conference	Southern
Colors	Red and Blue
Arena	Pete Hanna Center (5,000)
Head Coach	Bennie Seltzer
Record at School/Yrs	First Season
Overall Record/Yrs	First Season
2011-12 Record (Conference)	12-19 (8-10)
2012 NCAA Postseason	None
SID	Zac Schrieber
SID Phone	205.532.3476
SID Email	zdschrie@samford.edu
Website	samfordsports.com
Series	UK leads 1-0
In Lexington	UK leads 1-0
In Birmingham	n/a
At Neutral sites	n/a
Current Win Streak	UK, One Game
Longest UK Win Streak	One Game
Longest Samford Win Streak	n/a
Largest UK Win	(32) 82-50 (12/20/11)
Largest Samford Win	n/a
John Calipari vs. Samford	2-0
UK vs. Bennie Seltzer	First Meeting
Last Meeting	UK, 82-50 (12/20/11)

Tuesday, Dec. 4 ..... 7:00 p.m. (FSN)
Lexington, Ky. ..... Rupp Arena

South Carolina Gamecocks

Location	Columbia, S.C.
Enrollment	30,721
Conference	SEC (East)
Colors	Garnet and Black
Arena	Colonial Life Arena (18,000)
Head Coach	Frank Martin
Record at School	First Season
Overall Record	117-54/5 yrs.
2011-12 Record (Conference)	10-21 (2-14)
2012 NCAA Postseason	none
SID	Emily Feeney
SID Phone	803.727.3284
SID Email	efeeney@sc.edu
Website	gamecocksonline.com
Series	UK leads 46-10
In Lexington	UK leads 24-2
In Columbia	UK leads 18-6
At Neutral sites	UK leads 4-2
Current Win Streak	UK, Five Games
Longest UK Win Streak	12 games
Longest USC Win Streak	Two games
Largest UK Win	(45) 126-81 (12/10/79)
Largest USC Win	(18) 77-59 (2/25/09)
John Calipari vs. USC	8-1
UK vs. Frank Martin	1-0
Last Meeting	UK, 86-52 (02/4/12)

Tuesday, Feb. 5 ..... 9:00 p.m. (ESPNU)
Lexington, Ky. ..... Rupp Arena

Tennessee Volunteers

Location	Knoxville, Tenn.
Enrollment	27,523
Conference	SEC (East)
Colors	Orange and White
Arena	Thompson-Boling Arena (21,678)
Head Coach	Cuonzo Martin
Record at School/Yrs	19-15/1 yr.
Overall Record/Yrs	80-56/3 yrs
2011-12 Record (Conference)	19-15 (10-6)
2012 NCAA Postseason	NIT, Second Round
SID	Tom Satkowiak
SID Phone	865.696.2897
SID Email	tomsid@tennessee.edu
Website	utsports.com
Series	UK leads 148-66
In Lexington	UK leads 88-16
In Knoxville	UK leads 53-47
At Neutral sites	UK leads 7-3
Current Win Streak	UK, Five Games
Longest UK Win Streak	20 games
Longest UT Win Streak	Five (Two times)
Largest UK Win	(61) 101-40 (3/12/93)
Largest UT Win	(28) 87-59 (1/22/68)
John Calipari vs. Tennessee	9-4
UK vs. Cunzo Martin	2-0
Last Meeting	UK, 69-44 (1/31/12)
Tuesday, Jan. 15	7:00 p.m. (ESPN)
Lexington, Ky.	Rupp Arena
Saturday, Feb. 16	1:00 pm (CBS)
Knoxville, Tenn.	Thompson-Boling Arena

Texas A&M Aggies

Location	College Station, Texas
Enrollment	50,054
Conference	SEC
Colors	Maroon and White
Arena	Reed Arena (12,989)
Head Coach	Billy Kennedy
Record at School/Yrs	14-18/1 yr.
Overall Record/Yrs	225-197/14 Yrs.
2011-12 Record (Conference)	14-18 (4-14)
2011 NCAA Postseason	None
SID	Adam Quisenberry
SID Phone	979.862.5453
SID Email	aquisenberry@athletics.tamu.edu
Website	aggieathletics.com
Series	UK leads 2-1
In Lexington	UK leads 2-1
In College Station	n/a
At Neutral sites	n/a
Current Win Streak	A&M, One Game
Longest UK Win Streak	Two Games
Longest A&M Win Streak	One Game
Largest UK Win	(65) 83-18 (12/14/46)
Largest A&M Win	(4) 73-69 (12/22/78)
John Calipari vs. Texas A&M	1-0
UK vs. Billy Kennedy	First Meeting
Last Meeting	A&M, 73-69 (12/2278)
Saturday, Jan. 12	4:00 pm (SEC Network)
Lexington, Ky.	Rupp Arena
Saturday, Feb. 2	6:00 pm (ESPN)
College Station, Texas	Reed Arena

Transylvania Pioneers (Exh.)

Location	Lexington, Ky.
Enrollment	1,200
Conference	Heartland Collegiate Athletic Conf.
Colors	Crimson and White
Arena	Beck Athletic and Recreation Center
Head Coach	Brian Lane
Record at School/Yrs	191-104/11 yrs.
Overall Record/Yrs	191-104/11 yrs.
2011-12 Record (Conference)	23-5 (16-2)
2012 NCAA Postseason	None
SID	Glenn Osborne
SID Phone	859.233.8284
SID Email	gosborne@transy.edu
Website	transysports.com
Series	Series tied, 7-7
At UK	UK leads, 4-3
At Transy	TU leads 4-2
At Neutral sites	UK leads 1-0
Current Win Streak	UK, Two games
Longest UK Win Streak	Two games (two times)
Longest TU Win Streak	Three games
Largest UK Win	(6) 30-24 (3/3/1911)
Largest TU Win	(21) 22-1 (2/4/1905)
John Calipari vs. TU	n/a
UK vs. Brian Lane	n/a
Last Meeting	UK, 30-24 (3/3/1911)
Monday, Nov. 5	8:00 p.m. (FS South)
Lexington, Ky.	Rupp Arena

Vanderbilt Commodores

Location ..... Nashville, Tenn.
Enrollment 6,738
Conference ..... SEC (East)
Colors ..... Black and Gold
Arena ..... Memorial Gymnasium (14,316)
Head Coach ..... Kevin Stallings
Record at School ..... 261-159/13 yrs.
Overall Record ..... 384-222/19 yrs.
2011-12 Record (Conference) 25-11 (10-6)
2012 NCAA Postseason ..... NCAA, Second Round
SID ..... Andy Boggs
SID Phone 615.322.4121
SID Email ..... andy.boggs@vanderbilt.edu
Website ..... VUCommodores.com
Series ..... UK leads 136-45

In Lexington ..... UK leads 76-14
In Nashville ..... UK Leads 53-27
At Neutral sites ..... UK leads 7-4
Current Win Streak ..... VU, One Game
Longest UK Win Streak ..... 19 games
Longest VU Win Streak ..... Four (Two times)
Largest UK Win ..... (69) 98-29 (2/27/47)
Largest VU Win ..... (41) 93-52 (2/12/08)
John Calipari vs. Vandy 6-2
UK vs. Kevin Stallings 18-10
Last Meeting ..... VU, 71-64 (3/11/12)
Thursday, Jan. 10 ..... 9:00 p.m. (ESPN/ESPN2)
Nashville, Tenn. ..... Memorial Gymnasium
Wednesday, Feb. 20 ..... 8:00 p.m. (SEC Network)
Lexington, Ky. ..... Rupp Arena

POSTSEASON TOURNAMENT INFORMATION

2013 SEC Tournament

Dates
March 13-17 (Nashville, Tenn. Bridgestone Arena)

First Round • Wednesday, March 13
Game 1 - Seed #12 vs. Seed #13 ..... 7:30 p.m.
Game 2 - Seed #11 vs. Seed #14 ..... 10:00 p.m.

Second Round • Thursday, March 14
Game 3 - Seed #9 vs. Seed #8 ..... 1:00 p.m.
Game 4 - Gm. 1 Winner vs. Seed #5 ..... 3:30 p.m.
Game 5 - Seed #10 vs. Seed #7 ..... 7:30 p.m.
Game 6 - Gm. 2 Winner vs. Seed #6 ..... 10:00 p.m.

Quarterfinals • Friday, March 15
Game 7 - Gm. 3 Winner vs. Seed #1 ..... 1:00 p.m.
Game 8 - Gm. 4 Winner vs. Seed #4 ..... 3:30 p.m.
Game 9 - Gm. 5 Winner vs. Seed #2 ..... 7:30 p.m.
Game 10 - Gm. 6 Winner vs. Seed #3 ..... 10:00 p.m.

Semifinals • Saturday, March 16
Game 11 - Gm. 7 Winner vs. Gm. 8 Winner ..... 1:00 p.m.
Game 12 - Gm. 9 Winner vs. Gm. 10 Winner ..... 3:30 p.m.

Championship • Saturday, March 17
Game 13 - Gm. 11 Winner vs. Gm. 12 Winner ..... 1:00 p.m.

All times are Eastern

• Games 1-10 will all be televised live on the SEC Network.
• The semifinals on March 16 will be televised on ESPNU, and the championship game on March 17 will be televised live on ABC.

2013 NCAA Tournament

Opening Round Games
March 19-20 (Univ. of Dayton Arena, Dayton, Ohio)

NCAA Second & Third Rounds
March 21-23 (Palace of Auburn Hills, Auburn Hills, Mich.)
March 21-23 (Rupp Arena, Lexington, Ky.)
March 21-23 (Energy Solutions Arena, Salt Lake City, Utah)
March 21-23 (HP Pavilion, San Jose, Calif.)
March 22-24 (Frank Erwin Center, Austin, Texas)
March 22-24 (UD Arena, Dayton, Ohio)
March 22-24 (Sprint Center, Kansas City, Mo.)
March 22-24 (Wells Fargo Center, Philadelphia, Pa.)

NCAA Regionals
March 28-30 (Staples Center, Los Angeles, Calif.)
March 28-30 (Verizon Center, Washington, D.C.)
March 29-31 (Cowboys Stadium, Arlington, Texas)
March 29-31 (Lucas Oil Stadium, Indianapolis, Ind.)

NCAA Final Four
April 6-8 (Georgia Dome, Atlanta, Ga.)

Future Final Four Sites
April 5-7, 2014 (Cowboys Stadium, Dallas, Texas)
April 4-6, 2015 (Lucas Oil Stadium, Indianapolis, Ind.)
April 2-4, 2016 (Reliant Stadium, Houston, Texas)

2013 SEC MEN'S BASKETBALL TOURNAMENT

March 13-17 • Bridgestone Arena • Nashville, Tenn.

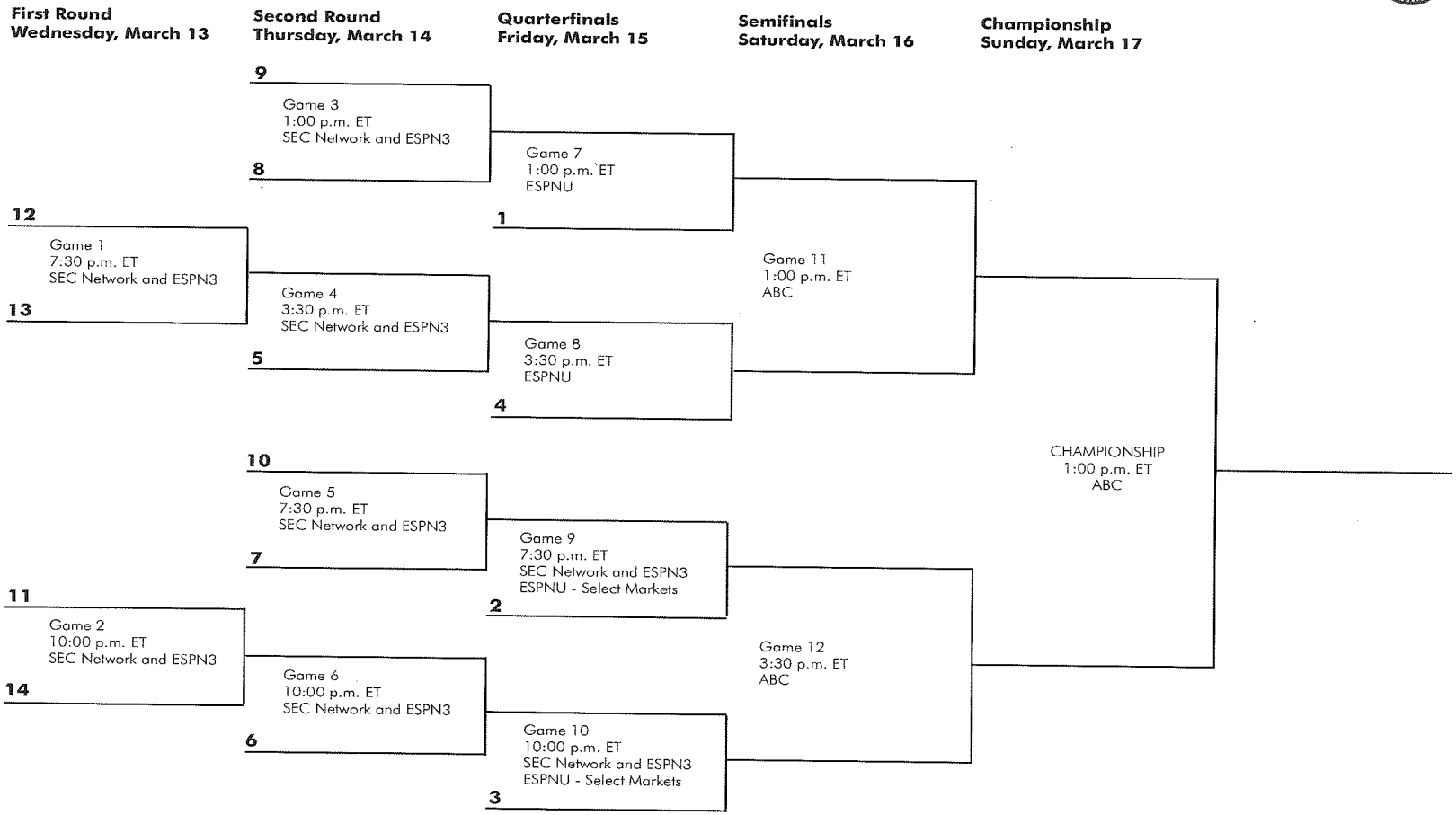

1947-48 NATIONAL CHAMPIONS

Kentucky 58, Baylor 42
March 23, 1948 • New York

Front Row: Coach Adolph Rupp, Johnny Stough, Ralph Beard, Kenneth Rollins, Cliff Barker, Jr., Dale Barnstable, Asst. Coach Harry Lancaster.
Second Row: Manager Humzey Yessin, Garland Townes, Jim Jordan, Joe Holland, Alex Groza, Wallace Jones, Jim Line, Roger Day, Trainer Wilbert Bud Berger.

Game Review

Kentucky

PLAYER	FG	FTM	FTA	PF	TP
Jones	4	1	1	3	9
Barker	2	1	3	4	5
Line	3	1	1	3	7
Groza	6	2	4	4	14
Holland	1	0	0	1	2
Beard	4	4	4	1	12
Rollins	3	3	5	3	9
Barnstable	0	0	1	0	0
Totals	**23**	**12**	**19**	**19**	**58**

Baylor

PLAYER	FG	FTM	FTA	PF	TP
Owen	2	1	2	0	5
DeWitt	3	2	4	3	8
Hickman	1	0	0	0	2
Pulley	0	1	1	0	1
Heathington	3	2	4	5	8
Preston	0	0	2	2	0
Johnson	3	4	7	5	10
Robinson	3	2	4	4	8
Brack	0	0	0	0	0
Totals	**15**	**12**	**24**	**19**	**42**

Halftime: UK 29, Baylor 16

Season Recap

Behind the Fabulous Five of Ralph Beard, Wah Wah Jones, Alex Groza, Kenny Rollins, and Cliff Barker, the 1947-48 Kentucky men's basketball team went 36-3 en route to win the school's first national championship.

Kentucky got off to a quick start winning its first seven games before falling to Temple in a one-point buzzer-beater. The Wildcats, however, won 26 of their next 29 games including a 58-38 victory retribution matchup over the Temple Owls. All five of the Wildcat starters were recognized by the Southeastern Conference with Jones, Beard and Rollins being named to the first team. Beard was also named the True Magazine Player-of-the-Year for the second consecutive season.

Following the regular season, the Wildcats breezed through the SEC Tournament, winning the four games by a total of 111 points, including a narrow 54-53 victory over Georgia Tech in the championship game. The NCAA Tournament went much as the conference tourney did. Jones scored 19 points in the opener over Columbia and then UK won an eight-point decision over Holy Cross in the second round to advance to the championship game against Baylor. Groza poured in 23 points for the 58-42 victory over the Bears.

Championship Game

Alex Groza and Ralph Beard combined for 26 points and the Wildcats' defense held the Bears to 16 first-half points to capture UK's first NCAA title.

The title victory enabled the Wildcats to become only the second team ever to win both the NIT and NCAA titles. UK, which finished the season at 34-2, won the NIT title in 1946.

Paced by Groza and Beard, the Wildcats turned a 29-16 halftime lead into a 44-28 bulge midway through the second half. After Baylor rallied to cut the lead to 11, UK put the game out of reach as Wallace "Wah Wah" Jones scored four points to give the Wildcats a 15-point lead.

In addition to Groza and Beard, the Wildcats also got nine points apiece from Jones and Kenneth Rollins.

1948-49 NATIONAL CHAMPIONS



Kentucky 46, Oklahoma A&M 36
March 26, 1949 • Seattle

Front Row: Coach Adolph Rupp, Johnny Stough, Ralph Beard, Kenneth Rollins, Cliff Barker, Jr., Dale Barnstable, Asst. Coach Harry Lancaster.
Second Row: Manager Humzey Yessin, Garland Townes, Jim Jordan, Joe Holland, Alex Groza, Wallace Jones, Jim Line, Roger Day, Trainer Wilbert Bud Berger.

Game Review

Kentucky

PLAYER	FG	FTM	FTA	PF	TP
Jones	1	1	3	3	3
Line	2	1	2	3	5
Groza	9	7	8	5	25
Beard	1	1	2	4	3
Barker	1	3	3	4	5
Barnstable	1	1	1	1	3
Hirsch	1	0	0	1	2
Totals	**16**	**14**	**19**	**21**	**46**

Oklahoma A&M

PLAYER	FG	FTM	FTA	PF	TP
Yates	1	0	0	1	2
Bradley	0	3	5	3	3
Harris	3	1	1	5	7
Parks	2	3	4	5	7
Shelton	3	6	7	4	12
Jaquet	0	1	2	0	1
McArthur	0	2	2	1	2
Pilgrim	0	2	2	1	2
Smith	0	0	0	1	0
Totals	**9**	**18**	**23**	**21**	**36**

Halftime: UK 25, Oklahoma A&M 20

Season Recap

With a familiar four starters returning from the Fabulous Five, the 1948-49 Kentucky men's basketball team appeared poised to make a second consecutive title run. The Wildcats raced through the regular season with only one loss and only three teams throughout the year came within even 10 points of Kentucky. Alex Groza led the team in scoring in 13 of its last 15 games and he broke a UK and SEC record with 38 points in a 95-40 win over Georgia on Feb. 21.

The team concluded the regular season with a 70-37 win over Vanderbilt at Alumni Gym, including a last-second 65-foot shot by Cliff Barker. The Cats again swept through the SEC Tournament in nearby Louisville, winning their opening-round game over Florida, 73-36. Kentucky outscored its SEC Tournament opponents by a total of 123 points in a four-game span, including a 68-52 win over Tulane in the conference final.

After being surprisingly upset in the first round of the NIT Tournament, the Wildcats had no trouble in NCAA play. Kentucky defeated Villanova, 85-72, and Illinois, 76-47, to advance to the national title game. Groza, Ralph Beard and Wah Wah Jones were all named All-America and Groza was named the tournament's MVP.

It was no surprise that when the first-ever Associated Press poll was released the following year, the Cats were ranked preseason No. 1.

Championship Game

Paced by Alex Groza's 25 points and a defense that limited the Aggies to a mere nine field goals, the Wildcats were crowned NCAA Champions for the second straight year.

Groza, a unanimous selection as the "Player of the Tournament," scored more than twice as many points as any other player. A&M's Jack Shelton was the game's only other player to score in double figures. He finished with 12 points.

The Aggies, coached by Hank Iba, led 5-2, but the Wildcats scored seven straight points, five by Groza, and never trailed again as they took a 25-20 first-half lead.

UK extended the lead to 31-21 early in the second half and coasted the rest of the way.

1950-51 NATIONAL CHAMPIONS



Kentucky 68, Kansas State 58
March 27, 1951 • Minneapolis

Standing: Frank Ramsey, Shelby Linville, Bill Spivey, Roger Layne, Lou Tsioropoulos, Read Morgan. Seated: Coach Adolph Rupp, Cliff Hagan, C.M. Newton, Walt Hirsch, Paul Lansaw, Dwight Price, Assistant Coach Harry Lancaster.
Bottom Row: Lindle Castle, Lucian Whitaker, Bobby Watson, Guy Strong, T. Riddle.

Game Review

Kentucky

PLAYER	FG	FTM	FTA	PF	TP
Whitaker	4	1	0	2	9
Linville	2	4	8	5	8
Spivey	9	4	6	2	22
Ramsey	4	1	3	5	9
Watson	3	2	4	3	8
Hagan	5	0	2	5	10
Tsioropoulos	1	0	0	1	2
Newton	0	0	0	0	0
Totals	**28**	**12**	**23**	**23**	**68**

Kansas State

PLAYER	FG	FTM	FTA	PF	TP
Head	3	2	2	5	8
Stone	3	6	8	5	12
Hitch	6	1	1	5	13
Barrett	2	0	2	1	4
Iverson	3	1	2	3	7
Housey	2	0	0	3	4
Gibson	0	1	1	5	1
Upson	0	0	0	1	0
Knostman	1	1	2	1	3
Peck	2	0	1	1	4
Schuyler	1	0	1	1	2
Totals	**23**	**12**	**20**	**31**	**58**

Halftime: Kansas State 29, UK 27

Season Recap

Kentucky opened the 1950-51 season on an 84-game home win streak and they began the year by moving from the antiquated Alumni Gym to the new 11,500 seat Memorial Coliseum that was designed to commemorate the Kentuckians who died in World War II and the Korean War.

Though illness plagued the team and its coach throughout the season, Kentucky compiled a 32-2 record and its third national title in four years. UK defeated arch-rival Louisville by 11 points, 79-68, in the opening round of the NCAA Tournament before breezing by St. John's in the next round. After posting a narrow 76-74 victory over Illinois in the East Regional championship, the Cats toppled Kansas State, 68-58, in the championship game.

Seven-foot center Bill Spivey led Kentucky, scoring 19.2 points per game during the season. He was followed by the junior duo of Shelby Linville and Bobby Watson, who each averaged 10.4 ppg. The Cats outscored their opponents by 757 points in UK's third championship season.

Championship Game

Bill Spivey scored 22 points and an ailing Cliff Hagan sparked the Wildcats to their third NCAA title.

With a squad consisting of only six healthy players — Walt Hirsch was ineligible and Hagan was plagued by an infected throat — the Wildcats hardly looked like championship material as Kansas State broke out to a 20-12 lead.

It was then that Rupp inserted the ailing Hagan. It was a move that may have proved the difference as the sophomore forward sparked a rally that saw UK cut the Kansas State lead to 29-27 at the half.

Led by Hagan and Spivey, who dominated the boards, UK outscored Kansas State 41-29 in the second half to complete the come-from-behind victory.

1957-58 NATIONAL CHAMPIONS



Front Row: Coach Adolph Rupp, Adrian Smith, John Crigler, Ed Beck, Don Mills, Johnny Cox, Vernon Hatton, Assistant Coach Harry Lancaster.
Second Row: Student Manager Jay Atkerson, Earl Adkins, Billy Smith, Phil Johnson, Bill Cassady, Lincoln Collinsworth and Harold Ross.

Kentucky 84, Seattle 72
March 22, 1958 • Louisville

Game Review

Kentucky

PLAYER	FGM	FGA	FTM	FTA	REB	PF	TP
Crigler	5	12	4	7	14	4	14
Cox	10	23	4	4	16	3	24
Beck	0	1	0	1	3	4	0
A. Smith	2	8	3	5	6	4	7
Hatton	9	20	12	15	3	3	30
Mills	4	9	1	4	5	3	9
Totals	**30**	**73**	**24**	**36**	**47**	**21**	**84**

Seattle

PLAYER	FGM	FGA	FTM	FTA	REB	PF	TP
Frizzell	4	6	8	11	5	3	16
Brown	6	17	5	7	5	5	17
Baylor	9	32	7	9	19	4	25
Harney	2	5	0	1	1	1	4
Saunders	0	2	0	0	2	3	0
Ogorek	4	7	2	2	11	5	10
Plasecki	0	0	0	0	0	0	0
Totals	**25**	**69**	**22**	**30**	**43**	**21**	**72**

Halftime: Seattle 39, UK 36

Season Recap

After finishing the previous year with a second-round NCAA tournament loss on their home court, the 1957-58 Kentucky Wildcats, behind the starting lineup of Vernon Hatton, Johnny Cox, John Crigler, Adrian Smith and Ed Beck, lost two of its final five games and appeared an unlikely contender for the national championship.

The Cats were led by Hatton's 17.1 points per game and Cox's 14.9 points per game. Hatton proved his effectiveness as a clutch player by sinking a 47-foot shot at the end of regulation to send UK into overtime against Temple, a game that the Wildcats would win 85-83 after three extra periods. Kentucky breezed past the first two rounds of the NCAA Tournament, held in Lexington, with wins over Miami of Ohio and Notre Dame. UK then faced Temple in the next round and again won a close 61-60 decision.

The Wildcats defeated Seattle 84-72 in an anti-climactic national title, the fourth and final national championship for Adolph Rupp.

Championship Game

Senior Vernon Hatton scored 30 points and the Wildcats overcame a 25-point, 19-rebound performance by Elgin Baylor to capture their fourth NCAA championship.

Led by Hatton and Johnny Cox, who finished with 24 points, the Wildcats twice battled back from 11-point deficits to gain the victory.

Trailing for much of the game, UK grabbed its first lead with 6:08 left when Don Mills hit a hook shot to give the Wildcats a 61-60 lead. Moments later, Cox hit a jump shot to make it 63-60 and UK never trailed again.

John Crigler added 14 points and 14 rebounds for the victors. Mills and Adrian Smith finished with nine and seven points, respectively.

Aside from Baylor, Seattle received 17 points from Charley Brown and 16 from Jerry Frizzell.

1977-78 NATIONAL CHAMPIONS



Kentucky 94, Duke 88
March 27, 1978 • St. Louis

Front Row: Coach Joe Hall, Jay Shidler, Dwane Casey, Kyle Macy, Jack Givens, Tim Stephens, Chris Gettelfinger, Truman Claytor, Assistant Coach Dick Parsons.
Second Row: Assistant Trainer Walt McCombs, Manager Don Sullivan, LaVon Williams, Scott Courts, Mike Phillips, Rick Robey, Chuck Aleksinas, Fred Cowan, James Lee, Assistant Coach Leonard Hamilton, Assistant Coach Joe Dean Jr.

Game Review

Kentucky

PLAYER	MIN	FG	FT	REB	A	PF	TP
Givens	37	18-27	5-8	8	3	4	41
Robey	32	8-11	4-6	11	0	2	20
Phillips	11	1-4	2-2	2	1	5	4
Macy	38	3-3	3-4	0	8	1	9
Claytor	24	3-5	2-4	0	3	2	8
Lee	20	4-8	0-0	4	2	4	8
Shidler	16	1-5	0-1	1	3	3	2
Aleksinas	1	0-0	0-0	0	0	1	0
Williams	10	1-3	0-0	4	0	2	2
Cowan	8	0-2	0-0	2	0	1	0
Stephens	1	0-0	0-0	0	0	0	0
Courts	1	0-0	0-0	0	0	0	0
Gettelfinger	1	0-0	0-0	0	0	0	0
Casey	1	0-0	0-0	0	0	1	0
Totals	**200**	**39-68**	**16-25**	**32**	**20**	**26**	**94**

Duke

PLAYER	MIN	FG	FT	REB	A	PF	TP
Banks	37	6-12	10-12	8	2	2	22
Dennard	30	5-7	0-0	8	2	5	12
Gminski	37	6-16	8-8	12	2	3	20
Harrell	24	2-2	0-0	0	1	3	4
Spanarkel	40	8-16	5-6	2	3	4	21
Suddath	9	1-3	2-3	2	0	1	2
Bender	17	1-2	5-5	1	4	3	7
Goetsch	6	0-1	0-0	1	0	1	0
Totals	**200**	**29-59**	**30-34**	**35**	**14**	**22**	**88**

Technicals — Duke bench
Halftime: UK 45, Duke 38

Season Recap

Regular-season losses to Alabama and LSU were the only blemishes on Kentucky's 1977-78 record, as UK and senior Jack Givens, who averaged 18.1 points per game, went 30-2 for its first NCAA title in 20 years. UK outscored its opponents by 459 points during the season and were aided by 14.4 points per game from 6-foot-10 center Rick Robey.

Originally hailed as an underachieving team, Kentucky overcame obstacles to win the SEC Championship and the first NCAA title under head coach Joe B. Hall. The Cats won their last eight regular-season games, including a 92-70 win over UNLV in the home finale, led by 26 points from Robey, and a 78-68 win over Vanderbilt in Nashville, Tenn.

Characteristically, the Cats had no trouble with their early-round competition in the NCAA Tournament, as Florida State, Miami of Ohio and Michigan State fell along the way. UK met up with Arkansas in the national semifinal game, which they won 64-59 before defeating Duke, 94-88, in the championship final.

Championship Game

Senior Jack Givens put on one of the finest individual performances in NCAA Championship history in leading the Wildcats past the Blue Devils.

With many Kentucky fans among the crowd of 18,271 chanting "Goose, Goose," Givens scored 41 points, three short of the record for a championship game, to help the Wildcats to their fifth NCAA title and first in 20 years.

Givens' dominance was clearly evident in the first half as he scored 23 points, including UK's last 16 of the half, to turn a 29-28 UK lead into a 45-38 cushion. It was a deficit from which the Blue Devils would not recover.

Overall, Givens made 18 of 27 field goal attempts, five of eight free throws and added eight rebounds and three assists.

1995-96 NATIONAL CHAMPIONS



Kentucky 76, Syracuse 67
April 1, 1996 • East Rutherford, N.J.

Front Row: Assistant Coach Delray Brooks, Head Coach Rick Pitino, Allen Edwards, Derek Anderson, Jeff Sheppard, Tony Delk, Anthony Epps, Cameron Mills, Wayne Turner, Associate Coach Jim O'Brien, Assistant Coach Winston Bennett. **Back Row:** Equipment Manager Bill Keightley, Administrative Assistant George Barber, Jason Lathrem, Oliver Simmons, Nazr Mohammed, Mark Pope, Walter McCarty, Antoine Walker, Jared Prickett, Ron Mercer, Trainer Eddie Jamiel, Assistant Strength Coach Layne Kaufman, Strength Coach Shaun Brown.

Game Review

Kentucky

Player	MIN	FG	3FG	FT	R	F	A	TO	B	S	TP
Anderson	16	4-8	2-3	1-1	4	2	1	2	0	3	11
Walker	32	4-12	0-1	3-6	9	2	4	0	0	4	11
McCarty	19	2-6	0-0	0-0	7	3	3	1	0	0	4
Delk	37	8-20	7-12	1-2	7	2	2	3	1	2	24
Epps	35	0-6	0-3	0-0	4	1	7	1	0	0	0
Pope	27	1-6	0-2	2-2	3	3	2	4	0	1	4
Mercer	24	8-12	3-4	1-1	2	3	2	0	0	1	20
Sheppard	7	1-2	0-1	0-1	2	3	0	3	0	0	2
Edwards	3	0-1	0-1	0-0	0	0	1	1	0	0	0
Team					2						
Totals		**28-73**	**12-27**	**8-13**	**40**	**19**	**22**	**15**	**1**	**11**	**76**

Syracuse

Player	MIN	FG	3FG	FT	R	F	A	TO	B	S	TP
Burgan	39	7-10	3-5	2-5	8	5	1	5	0	1	19
Wallace	38	11-19	2-3	5-5	10	5	1	6	1	0	29
Hill	28	3-9	0-0	1-1	10	2	1	3	1	0	7
Sims	39	2-5	1-4	1-2	2	2	7	7	0	1	6
Cipolla	35	3-8	0-3	0-0	1	1	2	2	0	4	6
Reafsnyder	13	0-1	0-0	0-0	4	0	0	1	0	0	0
Janulis	8	0-0	0-0	0-0	2	2	0	0	0	0	0
Nelson	0	0-0	0-0	0-0	0	0	0	0	0	0	0
Team					1						
Totals		**26-52**	**6-15**	**9-13**	**38**	**17**	**12**	**24**	**2**	**6**	**67**

Halftime: UK 42, Syracuse 33

Season Recap

Kentucky strung together 25 consecutive wins, including a 16-0 mark in Southeastern Conference play, midway through the 1995-96 season and rolled to its sixth national championship and the first under head coach Rick Pitino. The dynamic duo of Tony Delk (17.8 ppg) and Antoine Walker (15.2 ppg) led the Wildcats' team dubbed "The Untouchables" by Pitino.

A 10-point loss to UMass in the second game of the season would be the only smudge on the Wildcats' schedule as they entered SEC Tournament play. UK posted dominating wins over Florida (100-76) and Arkansas (95-75) in the first two rounds of the tournament, but an up-start Mississippi State team shot 60 percent from the three-point arc to hand UK a shocking 84-73 loss in the title game.

Kentucky still earned a No. 1 seed in the NCAA Tournament's Dallas Regional and stomped San Jose State and Virginia Tech to easily advance to the Sweet Sixteen. The competition proved no tougher in the next two rounds as the Wildcats outscored Utah and Wake Forest by a combined 62 points. A rematch with UMass awaited in the national semifinal, but Kentucky had no trouble with John Calipari's Minutemen, surpassing them 81-74. The Wildcats, behind six first-half three-pointers by Delk, defeated Syracuse, 76-67, in the national title game.

Championship Game

Tony Delk tied a championship game record with seven three-pointers and the Wildcats withstood a late Orangemen rally to win UK's sixth national title before a capacity crowd of 19,229 in the Continental Airlines Arena at the Meadowlands.

Delk, the Final Four's Most Outstanding Player, canned seven of 12 three-pointers to lead the Cats with 24 points. But after Syracuse had cut the lead to two, 64-62, with 4:46 remaining, a Delk misfire was tipped in by Walter McCarty to extend UK's lead to four. After holding the Orangemen on the next possession, Derek Anderson drained a three to push the lead to seven. SU would get no closer than five in the final minutes.

Delk was joined on the Final Four All-Tournament team by freshman Ron Mercer, who was sensational off the bench, scoring a career-high 20 points on 8-12 shooting from the field, including 3-4 from three-point range.

1997-98 NATIONAL CHAMPIONS

Front Row: (L-R) Assistant Coach Mike Sutton, Head Coach Orlando "Tubby" Smith, Saul Smith, Cameron Mills, Jeff Sheppard, Wayne Turner, Steve Masiello, Assistant Coach George Felton, Assistant Coach Shawn Finney. **Standing:** Special Assistant Leon Smith, Administrative Assistant Simeon Mars, Equipment Manager Bill Keightley, Ryan Hogan, Heshimu Evans, Scott Padgett, Nazr Mohammed, Jamaal Magloire, Michael Bradley, Myron Anthony, Allen Edwards, Trainer Eddie Jamiel, Strength Coach Tom Boyd.

Kentucky 78, Utah 69

March 30, 1998 • San Antonio

Game Review

Kentucky

Player	MIN	FG	3FG	FT	R	F	A	TO	B	S	TP
Edwards	24	2-7	0-3	0-0	1	0	5	0	0	1	4
Padgett	33	6-11	1-5	4-4	5	4	1	0	0	0	17
Mohammed	13	5-9	0-0	0-0	2	4	0	1	2	0	10
Turner	27	2-5	0-1	2-4	2	0	4	5	0	3	6
Sheppard	34	7-14	0-2	2-2	4	1	3	2	0	2	16
Magloire	22	2-3	0-0	3-3	2	4	1	0	3	0	7
Evans	23	3-4	2-2	2-2	6	1	0	3	1	1	10
Mills	12	2-4	2-4	2-2	0	0	1	0	0	0	8
Smith	7	0-0	0-0	0-0	0	0	0	0	0	0	0
Bradley	5	0-0	0-0	0-0	1	1	0	0	0	0	0
Team					1						
Totals		**29-57**	**5-17**	**15-17**	**24**	**15**	**15**	**11**	**6**	**7**	**78**

Utah

Player	MIN	FG	3FG	FT	R	F	A	TO	B	S	TP
Mottola	28	4-10	1-3	6-6	8	4	0	3	0	0	15
Jensen	35	5-6	1-1	3-3	2	2	2	1	0	0	14
Doleac	34	5-12	1-1	4-6	10	2	1	1	2	3	15
Miller	37	6-15	0-3	4-7	6	5	5	8	0	2	16
Hansen	32	1-6	0-2	0-0	5	2	1	2	0	3	2
Johnsen	16	3-4	1-2	0-0	4	0	0	3	0	0	7
McTavish	3	0-0	0-0	0-0	0	1	2	0	0	0	0
Jackson	10	0-1	0-1	0-0	0	2	1	0	0	0	0
Caton	5	0-1	0-1	0-0	0	0	0	0	0	0	0
Team					4						
Totals		**24-55**	**4-14**	**17-22**	**39**	**18**	**12**	**18**	**2**	**8**	**69**

Halftime: Utah 41, UK 31

Season Recap

The team that became known as the "Comeback Cats," the 1997-98 Kentucky Wildcats captured their second NCAA title in three years after overcoming a 10-point halftime deficit against Utah in the national championship game. UK was 10-3 in games decided by 10 points or less and 7-1 in games decided by three points or less during the season.

Kentucky's players provided a balanced attack, as all five starters averaged over nine points per game with senior guard Jeff Sheppard averaging 13.7 points per game and junior center Nazr Mohammed averaging 12.0 points per game. The Wildcats rolled to an 86-56 victory over South Carolina in the SEC Tournament final and then sprinted past South Carolina State, St. Louis and UCLA in the first three rounds of the NCAA Tournament.

Championship Game

Kentucky battled back from a 41-31 halftime deficit to Utah — the largest halftime margin ever overcome in an NCAA title game — to claim the school's seventh national championship before 40,509 fans in the Alamodome.

Utah was propelled to the early lead thanks to a 24-6 rebounding advantage in the first half. But Heshimu Evans sparked the "Comeback Cats" off the bench with seven straight points early in the second half. Later, Final Four Most Outstanding Player Jeff Sheppard canned a baseline jumper with 4:54 remaining to give UK a 65-64 lead. The exhausted Utes then missed 11 consecutive field goals as the Wildcats claimed their second NCAA Championship in three years.

Scott Padgett joined Sheppard on the All-Final Four team after scoring 17 points. UK outrebounded the Utes 18-15 in the second half.

2011-12 NATIONAL CHAMPIONS

Kentucky 67, Kansas 59
April 2, 2012 • New Orleans

Front Row: Kenny Payne, Orlando Antigua, Brian Long, Sam Malone, Doron Lamb, Marquis Teague, Ryan Harrow, Jarrod Polson, John Calipari, John Robic
Second Row: Jon Hood, Michael Kidd-Gilchrist, Terrence Jones, Kyle Wiltjer, Anthony Davis, Eloy Vargas, Darius Miller, Twany Beckham

Game Review

Kansas

Player	MIN	FG	3FG	FT	R	F	A	TO	B	S	TP
Robinson	36	6-17	0-0	6-7	17	2	1	1	0	0	18
Withey	32	2-8	0-0	1-1	7	2	1	1	4	2	5
Taylor	36	8-17	1-1	2-3	4	1	3	5	0	1	19
Johnson	36	5-13	3-7	0-0	2	1	2	2	0	1	13
Releford	30	1-6	1-2	1-2	1	5	1	0	0	1	4
Teahan	17	0-1	0-1	0-0	0	1	1	0	0	1	0
Wesley	2	0-0	0-0	0-0	0	0	0	0	0	0	0
Young	11	0-0	0-0	0-2	3	4	0	0	1	0	0
Team					1						
Totals		**22-62**	**5-11**	**10-15**	**35**	**16**	**9**	**9**	**5**	**6**	**59**

Kentucky

Player	MIN	FG	3FG	FT	R	F	A	TO	B	S	TP
Jones	29	4-7	0-1	1-2	7	4	0	2	2	1	9
Davis	36	1-10	0-0	4-6	16	2	5	3	6	3	6
Kidd-Gilchrist	35	4-7	0-1	3-4	6	2	1	1	1	0	11
Lamb	35	7-12	3-6	5-6	2	2	3	1	0	0	22
Teague	34	5-14	2-3	2-3	2	2	3	2	0	0	14
Miller	25	2-5	1-2	0-0	6	2	0	2	2	0	5
Vargas	3	0-0	0-0	0-0	0	1	0	0	0	0	0
Wiltjer	3	0-1	0-1	0-0	0	0	0	0	0	0	0
Team					4						
Totals		**23-56**	**6-14**	**15-21**	**43**	**15**	**12**	**11**	**11**	**4**	**67**

Halftime: UK 41, KU 27

Season Recap

On the heels of a school record 30-win regular season, including a 24-game winning streak and 16-0 mark in league play, Kentucky earned the overall No. 1 seed in the NCAA tournament. The Wildcats defeated in-state rival Louisville, 69-61, to earn a spot in the championship game en route to Kentucky's eighth national title and John Calipari's first.

The Wildcats scoring was as balanced as ever with five players averaging double-figures led by Anthony Davis' 14.2. Doron Lamb (13.7), Terrence Jones (12.3), Michael Kidd-Gilchrist (11.9) and Marquis Teague (10.0) rounded out UK's top five in scoring.

Davis finished with 10.4 rebounds and a national best 4.7 blocks per game shattering the school, SEC and NCAA freshman records for blocks in a season.

Championship Game

Kentucky's top freshman, Anthony Davis, had a rough shooting night, but John Calipari coached this team to a wire-to-wire victory, to cap a season that cried for no less than a championship for their ol' Kentucky home.

Doron Lamb led the Wildcats with 22 points, including back-to-back 3-pointers that put them up by 16 with 10 minutes left.

The Jayhawks, kings of the comeback all season, fought to the finish and trimmed that deficit to five with 1:37 left. But Kentucky made five free throws down the stretch to seal the win.

Michael Kidd-Gilchrist, was another headliner, creating space for himself to score all 11 of his points in the first half.

Davis, meanwhile, might have had the most dominating six-point night in the history of college basketball, earning the nod as the most outstanding player. He finished with 16 rebounds, six blocks, five assists and three steals - and made his only field goal with 5:13 left in the game. It was a surefire illustration of how the 6-foot-10 freshman can exert his will on a game even on a rare night when the shot isn't falling.

HELMS NATIONAL TITLES

The Helms Athletic Foundation

Founded in Los Angeles in the mid-1930s by Bill Schroader and Paul Helms, the Helms Foundation researched records to rank the nation's top teams dating back to 1901. From 1939, when the NCAA Tournament started, the Helms and NCAA champions were the same, except for 1939-40-44-54. In addition to its NCAA Championship years of 1948, '49, '51, '58, '78, '96 and '98, Kentucky was named the Helms National Champion in 1933 (20-3) and 1954 (25-0).

Kentucky players Forest Sale (1933) and Leroy Edwards (1935) were named Helms National Players of the Year.

Helms National Player of the Year

Forest Sale, 1933

Leroy Edwards, 1935



1933 Helms National Titlists

Front Row: Biggerstaff, Settle, Gates, Nugent, Tucker, Jackson, Lawrence.
Middle Row: Coach Rupp, Boles, Kercheval, Davis, Johnson, Darby, Mann, Asst. Coach Miller.
Back Row: Blair, Davis, Morris, Sale, DeMoisey, Yates, Kreuter, Maxson.

1954 Helms National Titlists

Front Row: Coach Adolph Rupp, Linville Puckett, Jess Curry, Gayle Rose, Clay Evans, Willie Rouse, Dan Chandler, Pete Grigsby, Assistant Coach Harry Lancaster.
Back Row: Student Manager Mike Dolan, Hugh Coy, Cliff Hagan, Lou Tsioropoulos, Jerry Bird, Phil Grawemeyer, Harold Hurst, Bill Bibb, Frank Ramsey, Bill Evans.

CHAMPION KENTUCKY COACHES



ADOLPH RUPP
UK Record: 876-190 (82.2%), 41 years • 1931-72
Alma Mater (Year): Kansas (1923)
Hometown: Halstead, Kan.
Born: Sept. 2, 1901 • **Died:** Dec. 10, 1977 (age 76)

A former UK Media Guide began, "In the storied land of Kentucky Colonels, there dwelled but one Baron, a man of consummate pride and a molder of powerful teams which for more than four decades made the name University of Kentucky synonymous with the game of basketball."

Tutored by the great Phog Allen at Kansas and a student of the game under Dr. James Naismith, Rupp learned his craft at an early age. After leaving the high school ranks in Freeport, Ill., to take the UK job in 1930, the "man in the brown suit" became the winningest coach in all of college basketball. He was an innovator of the fast break, a trademark of the Wildcats even today.

To become the winningest coach in his sport, Rupp passed his mentor, Coach Allen, on March 12, 1966, with his 747th victory against Dayton in the Mideast Regional. He achieved the top ranking when he passed Western Kentucky's E.A. Diddle with victory No. 760 on Feb. 18, 1967, at Mississippi State.

He finished with 876 wins when he retired in 1972, a mark that stood for 25 years until North Carolina's Dean Smith moved ahead in 1997.

Among the many UK victories were four NCAA titles (1948, '49, '51 and '58), one Olympic Gold Medal (1948), one NIT Championship (1946), 27 Southeastern Conference titles and his Wildcats were voted No. 1 in the final polls on six different occasions.

Rupp coached some of America's best – Sale, Beard, Groza, Hagan, Ramsey, Cox, Hatton, Nash, Riley and Issel. Thirty-two of his Cats were voted All-Americans 50 times and 52 players were honored 91 times as All-SEC performers.

His teams were unmatched in league play, earning a 400-74 (84.4%) record against SEC competition. In the conference tournament, Rupp's Wildcats were 57-6, winning 13 titles in 19 appearances.

Before the end of his 42-year career, the four-time National Coach of the Year was inducted into the Naismith Hall of Fame in 1969. Rupp also earned SEC Coach of the Year honors on seven occasions.

JOE B. HALL
UK Record: 297-100 (74.8%), 13 years • 1973-85
Overall Record: 373-156 (70.5%), 19 years
Alma Mater (Year): Kentucky (1955)
Born: Nov. 30, 1928 • **Hometown:** Cynthiana, Ky.

Joe B. Hall, who grew up just 20 minutes north of the University of Kentucky campus in Cynthiana, had the unenviable task of following the legendary Adolph Rupp, who was forced to retire at age 70. But Hall, the former Rupp assistant, met the challenge head on, coaching three teams to the Final Four (1975, '78 and '84) and winning the 1978 NCAA Championship, the school's fifth title and first in 20 seasons.

Hall began his association with Kentucky as a student-athlete during the "Fabulous Five era." He played one year of junior varsity and one year of varsity basketball before transferring to the University of the South in Sewanee, Tenn., where he finished his eligibility and set a single-game scoring record. Following his college career, Hall toured Europe with the Harlem Globetrotters in 1951, but later returned to UK and completed his degree requirements.

His coaching career began at Shepherdsville (Ky.) High School in 1956. It continued on to Regis College in Denver, where he spent five years (57-50 record), and Central Missouri State, where he recorded a 19-6 mark in one season before returning to UK as an assistant to Rupp on July 1, 1965.

As the UK head coach, Hall won National Coach of the Year honors in 1978 and four SEC Coach of the Year awards. He had seven players win All-America honors 11 times and nine Wildcats were voted All-SEC on 18 occasions.

Hall's squads recorded a 172-62 (73.5%) record versus SEC competition during the regular season, winning eight SEC titles in 13 seasons and one league tournament championship in six tries.

While Coach Rupp witnessed 37 of his players drafted by the NBA, Hall saw 23 players drafted during his 13-year tenure, five in the first round.

Retired, Hall still resides in Lexington.



RICK PITINO
UK Record: 219-50 (81.4%), 8 years • 1990-97
Alma Mater (Year): Massachusetts (1974)
Hometown: New York, N.Y.
Born: Sept. 18, 1952

Promising to win right away, the 36-year-old coach from the New York Knicks accepted the challenge of rebuilding the Kentucky basketball dynasty. Pitino came to UK with impressive credentials, having rebuilt Boston U., Providence and the Knicks. His first UK team, "Pitino's Bombinos," shocked the college basketball world by defeating Shaquille O'Neal, Chris Jackson and the No. 9-ranked LSU Tigers in Lexington en route to a surprising 14-14 record in 1989-90.

It was a glimpse into the future. The following year, UK finished with the best record in the SEC. Then in 1992, fresh off NCAA probation, the "Unforgettables" took eventual national champion Duke into overtime of the East Regional final before falling 104-103 in what many have labeled "the greatest college basketball game ever played."

In 1993, with Jamal Mashburn leading the charge, UK advanced to the Final Four for the first time in nine years, losing to Michigan in overtime. After an Elite Eight

finish in '95, Pitino's squad became the team to beat in '96. Highlights included the school's first league championship in 10 seasons, a 27-game win streak, a top-three ranking nearly the entire season, and the crowning jewel, the school's sixth NCAA title.

After UK lost four players to the NBA Draft, Pitino's task of defending the national championship became more difficult after star-guard Derek Anderson severely injured his knee during the '97 season. But the Cats wouldn't fold, rolling to the title game before losing to Arizona in overtime.

Along the way, Pitino won five of six SEC Tournament Championships, two ECAC Holiday Classics, the Maui Invitational and the Great Alaska Shootout. He had a 104-28 record versus SEC teams, winning two league crowns, and an amazing 17-1 record in the SEC tournament.

He coached three All-Americans and eight All-SEC performers. The NBA drafted eight of his Wildcats, six in the first round, including three lottery picks.

Following the national runner-up trophy in 1997, the former point guard at UMass left UK for the challenge of rebuilding the NBA's Boston Celtics.



Orlando "Tubby" Smith
UK Record: 263-83 (76.0%), 10 years • 1998-2007
Alma Mater (Year): High Point (N.C.) (1973)
Hometown: Scotland, Md.
Born: June 30, 1951

As Kentucky made its run to the NCAA's 2005 Elite Eight, national media members began to notice unusual traits about Tubby Smith's latest group of Wildcats. For instance, no player scored 15 or more points a game. No one averaged eight rebounds. As many as 13 players routinely saw action, often in the first half alone.

This team was selfless and versatile, yet extremely competitive, just like its coach, Orlando "Tubby" Smith.

In his 10 seasons in the Bluegrass, Smith won with McDonald's All-Americans and with unheralded prep talent. He won with future NBA stars and with walk-ons from within the Commonwealth. He won with experience and with new players.

In a nutshell, he won.

He arrived in Lexington in 1997, and guided Kentucky to one national championship, five SEC crowns and five SEC Tournament titles, with six Sweet 16 finishes in his 10 seasons.

He totaled 100 wins quicker than any other Wildcat coach except Hall of Famer Adolph Rupp, reaching the plateau in 130 games. He won 76 percent of his games despite playing a schedule that annually ranked among the nation's best.

In NCAA Tournament play, Smith finished his career at UK with the sixth-best winning percentage (.690) among active coaches, trailing Duke's Mike Krzyzewski and Michigan State's Tom Izzo, among others, with a sterling 29-13 record.

Even more impressive, Smith averaged nearly 26 wins per season at Kentucky. In the SEC Tournament, he was 20-5 at UK, and he won a league championship seven times in his 10 years as head coach.

John Calipari
UK Record: 102-14 (87.9%), 3 years • 2010-Pres.
Alma Mater (Year): Clarion (1982)
Hometown: Moon Township, Pa.
Born: Feb. 10, 1959

Kentucky head coach John Calipari reached the mountaintop in his third year in Lexington, guiding Kentucky to its eighth national championship and 15th Final Four. In doing so, he claimed his first national championship and his fourth appearance in the Final Four. He is one of only two coaches to lead three different schools to a Final Four (UMass-1996; Memphis-2008; Kentucky-2011, '12).

The Wildcats rode the trademark hard-nosed Calipari defense to the title, finishing the season with the nation's top-ranked team in field goal pct. defense and blocked shots.

Kentucky lost three members of its 2011 Final Four team (two to the draft, one to graduation), but Calipari reloaded with the nation's top-ranked recruiting class for the third straight season. Included in the class were eventual National Player of the Year Anthony Davis, and All-American Michael Kidd-Gilchrist.

En route to the national championship, Calipari guided the Wildcats to an NCAA record tying 38 wins, a perfect 16-0 mark in the Southeastern Conference, earning the school's 45th SEC championship and extended his winning streak in Rupp Arena to 51-straight games.

Prior to guiding Kentucky to its eighth championship, Calipari quickly returned the greatest tradition in all of college basketball to its rightful spot.

After pulling in the top-ranked recruiting class in the country upon arrival, Cal led UK back to the No. 1 spot in the country for the first time since the 2003 season, guiding the Wildcats to both the SEC regular season and tournament titles and an appearance in the Elite Eight.

Five Wildcats made history at the NBA Draft that year, with all five going in the first round for the first time in NBA Draft history.

In his second season, Calipari's Cats once again claimed the SEC Tournament title and made a memorable run in the NCAA Tournament culminating in the school's 14th Final Four.

Coaching Summary

Years	Name	Tenure	Won	Lost	Pct.	Best Season
1903-09	W.W.H. Mustaine and Others	7	21	35	.375	
1910	E.R. Sweetland & R.E. Spahr	1	4	8	.333	
1911	H.J. Iddings	1	5	6	.454	5-6 in 1911
1912	E.R. Sweetland	1	9	0	1.000	9-0 in 1912
1913	J.J. Tigert	1	5	3	.625	5-3 in 1913
1914-15	Alpha Brumage	2	19	7	.731	12-2 in 1914
1916	James Park	1	8	6	.571	8-6 in 1916
1917	W.P. Tuttle	1	4	6	.400	4-6 in 1917
1918	S.A. Boles	1	9	•2-1	.792	9-2-1 in 1918
1919	Andrew Gill	1	6	8	.428	6-8 in 1919
1920-24	George Buchheit	5	44	27	.619	13-1 in 1921
1925	C.O. Applegran	1	13	8	.619	13-8 in 1925
1926	Ray Eklund	1	15	3	.833	15-3 in 1926
1927	Basil Hayden	1	3	13	.187	3-13 in 1927
1929-30	John Mauer	3	40	14	.740	16-3 in 1930
1931-72	Adolph Rupp	+42	876	190	.822	25-0 in 1954
1973-85	Joe B. Hall	13	297	100	.748	30-2 in 1978
1986-89	Eddie Sutton	4	# 88	39	.693	32-4 in 1986
1990-97	Rick Pitino	8	219	50	.814	34-2 in 1996
1998-07	Orlando "Tubby" Smith	10	263	83	.760	35-4 in 1998
2008-09	Billy Gillispie	2	40	27	.597	22-14 in 2009
2010-present	John Calipari	3	102	14	.879	38-2 in 2012

22 Coaches In 110 Seasons

Games Won—2,090, Lost—649, Tied—1

- • Unique tie game resulted from scorer's error discovered after game.
- + No schedule played in 1953 — Rupp's record for 41 seasons. Five wins in 1966 International Universities Tournament in Israel not included in team totals.
- « Basketball at UK reportedly started when W.W.H. Mustaine called together some students, took up a collection totaling $3 for a ball and told them to start playing. There was no official coach from 1903 until 1910. Managers ran the team.
- # Three games from 1988 NCAA Tournament vacated by decree of NCAA.

Southeastern Conference Coach of the Year

	Associated Press	*UPI*	*Coaches*
Adolph Rupp	1964, 1966, 1968, 1969, 1970	1968, 1969, 1970, 1971	1964, 1966, 1968, 1969, 1970, 1971 1972
Joe B. Hall	1975		1973, 1975, 1978, 1983
Eddie Sutton	1986	1986	
Rick Pitino	1991, 1996	1990	1996
Tubby Smith	1998, 2003, 2005		2003, 2005
Billy Gillispie			2008
John Calipari	2010, 2012		2012

Winged Foot Award

(Given annually since 1996 by the New York Athletic Club to the coach of the NCAA Champions)

Rick Pitino - 1996
Tubby Smith - 1998
John Calipari - 2012



Joe B. Hall had the unenviable task of succeeding Coach Rupp. Yet, he won 297 games, an NIT title and an NCAA title.

National Coach of the Year

Adolph Rupp - 1959
(UPI)

Adolph Rupp - 1966
(UPI, USBWA, TSN)

Adolph Rupp - 1970
(TSN)

Joe B. Hall - 1978
(Kellogg's)

Eddie Sutton - 1986
(AP, NABC)

Rick Pitino - 1990
(*Basketball Times*)

Rick Pitino - 1991
(*Sporting News*)

Tubby Smith - 1998
(*Basketball Weekly*)

Tubby Smith - 2003
(AP, NABC, USBWA, Naismith, Sporting News, CBS/Chevrolet, Basketball Times)

Tubby Smith - 2005
(Jim Phelan Award)

John Calipari - 2010
(Adolph Rupp Cup)

John Calipari became the first UK coach to win the Adolph Rupp Cup, given to the National Coach of the Year.



Coach Adolph Rupp diagrammed plays for his team en route to his first NCAA Championship in 1948.

RETIRED JERSEYS

The late Bill Keightley is one of two non-player/coaches to receive the highest honor as having a jersey retired in Rupp's rafters.

As the videotape rolls through the 109-year history of the Kentucky basketball program, the highlights are numerous.

Seven national championships... numerous Southeastern Conference titles... last second shots... the trophies... the netcutting... victory upon victory. The pictures and images continue to roll.

Year-after-year, the Wildcats have defended national championships and produced a host of All-Americans. The UK program also has stocked the NBA with top young talent.

But the ultimate honor for a Wildcat player or coach is to have his jersey retired. Through the years, 42 former players, coaches and contributors have received this recognition.

According to former UK sports information director Russell Rice, the first jersey retired was Layton "Mickey" Rouse, an All-SEC guard who captained the 1940 UK squad. At the annual banquet following the season, Coach Adolph Rupp surprised Rouse when he presented him his entire uniform.

Following the 1949 season, Rupp honored the four seniors from the back-to-back national championship teams — Cliff Barker, Ralph Beard, Alex Groza and Wallace "Wah, Wah" Jones, along with 1948 team captain Kenny Rollins — by retiring their jerseys and stating that their numbers would never be worn again by a Kentucky player. It was then that they were tagged "the Fabulous Five" after Rupp made mention there would never be another team that "fabulous."

However, with the streamlining of jersey numbers by the NCAA, the jerseys are retired but the numbers remain active.

Two contributors have been selected for the basketball program's highest honor, including the late Cawood Ledford, the radio "Voice of the Wildcats" for 39 years. In 1997, Bill Keightley, the lovable and dedicated equipment manager known as "Mr. Wildcat," also was selected. And the great coaches have been honored as well — Rupp, Hall and Pitino.

Each selection has been presented with a framed jersey and a banner proudly hung from the Rupp Arena rafters.

And as the film clip continues, there's sure to be a sequel in the works.

RETIRED JERSEYS

In recognition of outstanding contributions to the University of Kentucky basketball program, the UK Athletics Department has retired jerseys honoring the following:

Basil Hayden
1920-21-22

56 - Burgess Carey
1925-26

Carey Spicer
1929-30-31

Adolph Rupp
Head Coach –
1931-72

Forest *"Aggie"* **Sale**
1931-32-33

7 - John *"Frenchy"* **DeMoisey**
1932-33-34

4 - Layton *"Mickey"* **Rouse**
1938-39-40

★26 - Kenny Rollins
1943-47-48

★15 - Alex Groza
1945-47-48-49

★12 - Ralph Beard
1946-47-48-49

★27 - Wallace Jones
1946-47-48-49

★22 - Cliff Barker
1947-48-49

77 - Bill Spivey
1950-51

***30 - Frank Ramsey**
1951-52-54

***6 - Cliff Hagan**
1951-52-54

***16 - Lou Tsioropoulos**
1951-52-54

***42 - Billy Evans**
1952-54-55

***20 - Gayle Rose**
1952-54-55

Cawood Ledford *"Voice of the Wildcats"*
1953-92


***22 - Jerry Bird**
1954-55-56

***44 - Phil Grawemeyer**
1954-55-56

50 - Bob Burrow
1955-56

52 - Vernon Hatton
1956-57-58


24 - Johnny Cox
1957-58-59

Bill Keightley
"Mr. Wildcat"
Equipment Manager
1962-2008

44 - Cotton Nash
1962-63-64

10 - Louie Dampier
1965-66-67

42 - Pat Riley
1965-66-67


44 - Dan Issel
1968-69-70
UK's All -Time Leading Scorer

Coach Joe B. Hall
Head Coach –
1973-85

35 - Kevin Grevey
1973-74-75

21 - Jack Givens
1975-76-77-78

53 - Rick Robey
1975-76-77-78

4 - Kyle Macy
1978-79-80

31-Sam Bowie
1980-81, 84


34 - Kenny Walker
1983-84-85-86

32 - Richie Farmer
1989-90-91-92


12 - Deron Feldhaus
1989-90-91-92

34 - John Pelphrey
1989-90-91-92

11 - Sean Woods
1990-91-92

24 - Jamal Mashburn
1991-92-93

Rick Pitino
Head Coach –
1990-97

★Member of "The Fabulous Five," 1948 National Champions & Olympic Gold Medalists *Member of 1954 Undefeated National Champions

ALL-TIME LETTERMEN

A

Allan Abramson (Mgr.) (1944)
John Adams (1963, 64, 65)
Don Adkins (1963 64, 65)
Earl Adkins (1955, 57, 58)
Paul Adkins (1921, 22)
Marvin Akers (1941, 42, 43)
Charles Alberts (1925, 26)
Charles Aleksinas (1978)
Ermal Allen (1940, 41, 42)
Shagari Alleyne (2004, 05, 06)
Ed Allin (1945)
Desmond Allison (1999, 00)
Sean Alteri (Mgr.) (1997)
Carl Althaus (1943)
H.M. Amoss (1904)
Derek Anderson (1996, 97)
Dwight Anderson (1979)
Milerd Anderson (1934, 35, 36)
Jim Andrews (1971, 72, 73)
Paul Andrews (1984, 85, 86, 87)
Lee Andrus (1903, 04)
Myron Anthony (1998)
Phil Argento (1967, 68, 69)
R.H. Arnett (1904)
Jay Atkerson (Mgr.) (1957, 58, 59)
Randy Azbill (Mgr.) (1984, 85)
Kelenna Azubuike (2003, 04, 05)

B

H.A. Babb (Mgr.) (1911)
Adrian Back (1942)
Stanley Baer (1905, 06, 07)
Scotty Baesler (1962, 63)
Mike Ballenger (1982)
R.C. Barbee (1906, 07, 09)
Antwain Barbour (2003, 04)
Cliff Barker (1947, 48, 49)
Bill Barlow (1943)
B. Barnett (1911, 12, 13)
Dale Barnstable (1947, 48, 49, 50)
Bobby Barton (Mgr.) (1967)
Will Barton (Mgr.) (2010, 11, 12)
Arthur Bash (1918)
Arthur Bastin (1918)
Dickey Beal (1981, 82, 83, 84)
Ralph Beard (1946, 47, 48, 49)
Bret Bearup (1981, 83, 84, 85)
Todd Bearup (1991)
Ed Beck (1956, 57, 58)

Twany Beckham (2012)

Cecil Bell (1931)
Winston Bennett (1984, 85, 86, 88)
Cliff Berger (1966, 67, 68)
Henry Besuden (1926)
Bill Bibb (1954)
Arthur Bicknell (1940)
Doug Billips (Mgr.) (1969, 70)
Jerry Bird (1954, 55, 56)
James Blackmon (1984, 85, 86, 87)
Crittenden Blair (1934)
Eric Bledsoe (2010)
J.P. Blevins (1999, 2000, 01, 02)
Harry Bliss (1935)
Keith Bogans (2000, 01, 02, 03)
J. David Bolen (Mgr.) (1996, 97, 98)
Ralph Boren (1924)
Brad Bounds (1966, 67)
Sam Bowie (1980, 81, 84)
Junior Braddy (1990, 91, 92, 93)
Michael Bradley (1998, 99)
Ramel Bradley (2005, 06, 07, 08)
Bob Brannum (1944, 47)
Jeff Brassow (1990, 91, 93, 94)
D.P. Branson (1905, 06)
Wayne Breeden (Mgr.) (1983)
John Brewer (1955, 56, 57)
Leo Brewer (1908)
Melvin Brewer (1941, 42, 43)
G.C. Bridges (1910)
Chris Briggs (Mgr.) (2002, 03, 04)
Jake Bronston (1930, 31)
Dale Brown (1992, 93)
Steve Bruce (1987)
T.R. Bryant (1905, 06, 07)
Nathanial Buis (1944)
Carey Burchett (Mgr.) (1934)
Carroll Burchett (1960, 61, 62)
L.S. Burhham (1919, 20, 22, 23)
Bob Burrow (1955, 56)
Bill Busey (1968)
Kirk Byars (Mgr.) (1963)
Leroy Byrd (1984, 85, 86)

C

Craig Callihan (Mgr.) (2008, 09, 10)
Gerry Calvert (1955, 56, 57)
Jules Camara (1999, 2000, 02, 03)
George Campbell (Mgr.) (1935)
Kenton Campbell (1945, 46)
Patrick Campbell (1917, 18)
Will Campbell (Mgr.)
(2007, 08, 09, 10)
Burgess Carey (1925, 26)
Ralph Carlisle (1935, 36, 37)
Armiel Carman (Mgr.) (1916)
Josh Carrier (2002, 03, 04, 05)
Rashaad Carruth (2002)
Jared Carter (2006, 07, 08, 09)
Dwane Casey (1976, 77, 78, 79)
Mike Casey (1968, 69, 71)
Billy Ray Cassady (1956, 57, 58)
J.S. Chambers (Mgr.) (1909)
Rex Chapman (1987, 88)
Truman Claytor (1976, 77, 78, 79)
Steve Clevenger (1966, 67, 68)
Marion Cluggish (1938, 39, 40)
Bennie Coffman (1959, 60)
Sid Cohen (1959, 60)
L. Collinsworth (1956, 57, 58)
Carl Combs (1940)
Cecil Combs (1928, 29, 30)
Charles Combs (1938)
Larry Conley (1964, 65, 66)
Jimmy Dan Conner (1973, 74, 75)
Joe Coons (1905)
Anthony Cooper (1990)
Bernard Coté (2003, 04)
Mark Coury (2007, 08)
DeMarcus Cousins (2010)
Fred Cowan (1978, 79, 80, 81)
Jeremiah Cox (Mgr.) (2004, 05, 06)

Bill Hann (43)

Johnny Cox (1957, 58, 59)
Hugh Coy (1954)
Joe Crawford (2005, 06, 07, 08)
John Crigler (1956, 57, 58)
George Critz (1964)
Larry Crosby (Mgr.) (1965)
John S. Crosthwaite (1910)
Albert Cummins (1947)
Fred Curtis (1937, 38, 39)

D

Louie Dampier (1965, 66, 67)
Erik Daniels (2001, 02, 03, 04)
Darrell Darby (1931, 32, 33)
Howard Dardeen (1959)
Ed Davender (1985, 86, 87, 88)
Anthony Davis (2012)
A.J. Davis (Mgr.) (2006)
Berkley Davis (1934)
Bruce Davis (1936)
Johnathon Davis (1989, 90, 91)
Mulford Davis (1943, 46, 47)
Robert Davis (1937)
William Davis (1933, 34)
David Deaton (Mgr.) (1989)
Ted Deeken (1962, 63, 64)
Claire Dees (1927, 28, 29)
Tony Delk (1993, 94, 95, 96)
John "Frenchy" DeMoisey (1932, 33, 34)
Truitt DeMoisey (1944)
Harry Denham (1939)
Rodney Dent (1993, 94)
Jim Dinwiddie (1969, 70, 71)
J.A. Dishman (1918, 19)
Darnell Dodson (2010)
A.L. Dolan (1906)
Mike Dolan (Mgr.) (1952, 54)
Warfield Donohue (1935, 36, 37)
H.H. Downing (1908)
Pat Doyle (1963)
Rick Drewitz (1972, 73, 74)
Hunter Durham (Mgr.) (1961, 62)
James Durham (1945)

E

Ray Edelman (1972, 73, 74)
Allen Edwards (1995, 96, 97, 98)
Leroy Edwards (1935)
Russell Ellington (1935, 36)
LeRon Ellis (1988, 89)
Randy Embry (1963, 64, 65)
Kenneth England (1941, 42)
Anthony Epps (1994, 95, 96, 97)
Marquis Estill (2001, 02, 03)
Bill Evans (1952, 54, 55)
Heshimu Evans (1998, 99)
Mark Evans (Mgr.) (2010, 11, 12)
William Evans (Mgr.) (1942)
J.C. Everett (1919, 20)

F

H.L. Farmer (1912, 13)
Richie Farmer (1989, 90, 91, 92)
Keith Farnsely (1939, 40, 41)
John Farris (Mgr.) (1992, 94, 95)
J.B. Faulconer (Mgr.) (1939)
Allen Feldhaus (1960, 61, 62)
Deron Feldhaus (1989, 90, 91, 92)
John Ferguson (Mgr.) (1971)
Fred Fest (1923)
Gerald Fitch (2001, 02, 03, 04)
Garrett Fitzpatrick (Mgr.) (1941)
George Fletcher (Mgr.) (1980, 81)
Chigger Flynn (Mgr.) (1956)
Mike Flynn (1973, 74, 75)
Bob Fowler (1976)
Travis Ford (1992, 93, 94)
W.C. Fox (1907, 08, 09)
Jeremy French (Mgr.) (2007, 08, 09)

G

J.H. Gaiser (1910, 11, 12)
Kevin Galloway (2009)
Gary Gamble (1966, 67, 68)
Kenneth Gayheart (Mgr.) (1990, 91, 92, 94)
Robert Gayheart (Mgr.) (1989)
D.J. Geddes (Mgr.) (2001, 02, 03, 04, 05)
Chris Gettelfinger (1980, 81)
Elmer Gilb (1929)
Jeff Ginnan (1989)
Jack Givens (1975, 76, 77, 78)
Max Glickman (1918)
James Goforth (1935, 36, 37)
Zach Goines (Mgr.) (1996, 97, 98, 99)
James Goodman (1938, 39)
Steve Goodson (Mgr.) (2002, 03, 04, 05)
Phil Grawemeyer (1954, 55, 56)
Sean Gray (Mgr.) (1994, 95, 96, 97)
Kevin Grevey (1973, 74, 75)
William Griffeth (Mgr.) (1929)
Alex Groza (1945, 47, 48, 49)
George Gumbert (1914, 15, 16)
Bob Guyette (1973, 74, 75)
J. White Guyn (1904)

H

Cliff Hagan (1951, 52, 54)
Joseph Hagan (1936, 37, 38)
Jerry Hale (1973, 74, 75)
Dan Hall (1975)
Mark Halsell (2009)
Reggie Hanson (1988, 89, 90, 91)
Roger Harden (1983, 84, 85, 86)
Philip Haring (Mgr.) (1936, 38)
Sam Harper (1963, 64)
Tom Harper (1964)
Carson Harreld (Mgr.) (1965, 66)
Josh Harrellson (2009, 10, 11)
Ramon Harr is (2007, 08, 09, 10)
Chris Harrison (92, 93, 94, 95)
W.C. Harrison (1911, 12)
D.W. Hart (1911, 12, 16)
Merion Haskins (1975, 76, 77)
Robert Hatchett (Mgr.) (2012)
Vernon Hatton (1956, 57, 58)
Cliff Hawkins (2001, 02, 03, 04)
Basil Hayden (1920, 21, 22)
Chuck Hayes (2002, 03, 04, 05)
Elmo Head (1937, 38, 39)
Matt Heissenbuttel (2001, 02, 03, 04)
Tom Heitz (1980, 82, 83, 84)
G. Foster Helm (1925, 27)
J.H. Herman (1906)
Will Herschelman (Mgr.) (2006,07,08, 09)
Walter Hirsch (1949, 50, 51)
Walter Hodge (1937)
Ryan Hogan (1998, 99)
Joe Holland (1946, 47, 48)
Joey Holland (1976)
Kent Hollenbeck (1970, 71, 72)
Jon Hood (2010, 11)
Derrick Hord (1980, 81, 82, 83)
Aaron Howard (Mgr.) (1998, 99, 2000, 01, 02)
Mike Howard (Mgr.) (1996, 97, 98)
Dick Howe (1957, 58)
Lee Huber (1939, 40, 41)
C.T. Hughes (1924, 25)
Lowell Hughes (1958, 59)
Harry Hurd (1962)
Charles Hurt (1980, 81, 82, 83)

I

R.Y. Ireland (1916, 17)
Charles Ishmael (1963, 64)
Dan Issel (1968, 69, 70)

J

Ralph Jackowski (1938)
Thad Jaracz (1966, 67, 68)
Derrick Jasper (2007, 08)
Irvine Jeffries (1928)
Cedric Jenkins (1985, 86, 87, 88)
Paul Jenkins (1926, 27, 28)
Ned Jennings (1959, 60, 61)
Herbert Jerome (1934)
Danny Jett (Mgr.) (2003)
Ellis Johnson (1931, 32, 33)
Larry Johnson (1974, 75, 76, 77)
Phil Johnson (1956, 58, 59)
Walter Johnson (1944)
Chris Jones (1989)
Terrence Jones (2011, 12)
Wallace Jones (1946, 47, 48, 49)
James Jordan (1947, 48)
David Judy (Mgr.) (2000, 01 02)

K

Pat Kelly (1905)
William P. Kemper (Mgr.) (1905)
Ron Kennett (1964)
Stan Key (1970, 71, 72)
Michael Kidd-Gilchrist (2012)
Jeff Kidder (Mgr.) (1989)
James King (1940, 41, 42)
William King (1921, 22, 24)
A.M. Kirby (1907)
William Kleiser (1932)
Edwin Knadler (1927)
Brandon Knight (2011)
Mark Krebs (2008, 09, 10)
Howard Kreuter (1932, 33)
Tommy Kron (1964, 65, 66)

L

Art Laib (1968)
Doron Lamb (2011, 12)
Ed Lander (1942, 43)
Bo Lanter (1980, 81, 82)
Jason Lathrem (1996)
Bob Lavin (1920, 21, 22)
Dave Lawrence (1933, 34, 35)
Roger Layne (1951)
James Lee (1975, 76, 77, 78)
Ken Lehkamp (Mgr.) (1956, 57)
Jim LeMaster (1966, 67, 68)
Preston LeMaster (2003, 04, 05, 06)
Larry Lentz (1966)
Morris Levin (Mgr.) (1931)
Garland Lewis (1934, 35, 36)
Billy Ray Lickert (1959, 60, 61)
DeAndre Liggins (2009, 10, 11)
James Line (1947, 48, 49, 50)
Shelby Linville (1950, 51, 52)
Zach Lipson (Mgr.) (2011, 12)
Ercel Little (1932)
Steve Lochmueller (1973, 74)
Robert Lock (1985, 86, 87, 88)



Brian Long (2012)
Dutch Longworth (1917)
Ronnie Lyons (1972, 73, 74)

M

Kyle Macy (1978, 79, 80)
Richard Madison (1985, 86, 87, 88)
Jamaal Magloire (1997, 98, 99, 00)
Sam Malone (2012)
Eric Manuel (1988)
Dustin Marr (Mgr.) (2006, 07, 08)
B.G. Marsh (1918)
Will Martin (Mgr.) (2009, 10, 11, 12)
Gimel Martinez (1991, 92, 93, 94)
F.L. Marx (1910, 11)
Jamal Mashburn (1991, 92, 93)
Steve Masiello (1997, 98, 99, 2000)
Luke Mason (Mgr.) (2007, 08)
Jim Master (1981, 82, 83, 84)
James Mathewson (1942)
Charles Maxson (Mgr.) (1933)
Jack May (Mgr.) (1935, 36)
John McAdam (Mgr.) (1970)
Paul McBrayer (1928, 29, 30)
Walter McCarty (1994, 95, 96)
Bob McCowan (1969, 72)
Jim McDonald (1960, 61, 62)
James McFarland (1924, 25, 26)
Skip McGaw (1990)
Lawrence McGinnis (1928, 29, 30)
Louis McGinnis (1929, 30, 31)
Dan McHale (Mgr.)
(1998, 99, 2000, 01)
James McIntosh (1937)
Troy McKinley (1982, 83, 84, 85)
J. McKinney (Mgr.) (1936, 37)
C.F. Meadors (1912)
Jodie Meeks (2007, 08, 09)
Ron Mercer (1996, 97)
Hub Metry (Mgr.) (1964, 65)
Brett Miller (Mgr.) (2010, 11, 12)
Darius Miller (2009, 10, 11, 12)
Derrick Miller (1987, 88, 89, 90)
Cameron Mills (1995, 96, 97, 98)
Chris Mills (1989)
Don Mills (1958, 59, 60)
Ray Mills (1955, 56, 57)
Terry Mills (1969, 70, 71)
Stanley Milward (1928, 29, 30)
Will Milward (1924, 25)
Dirk Minniefield (1980, 81, 82, 83)
Terry Mobley (1963, 64, 65)
Nazr Mohammed (1996, 97, 98)
Gayle Mohney (1926)
Bob Moore (Mgr.) (1950, 51, 52)
Caleb Moore (Mgr.) (2000, 01, 02, 03)
Eric Moore (Mgr.) (1989)
Ralph Morgan (1913, 14, 15)
Jonathan Morris (Mgr.) (2005)
Randolph Morris (2005, 06, 07)
Jeff Morrow (Mgr.) (1989, 90, 91, 92)
Tom Moseley (1944)
Ravi Moss (2003, 04, 05, 06)
Kevin Murphy (Mgr.) (1998, 99, 2000)
Zach Murphy (Mgr.) (2005,06,07,08)

N

Cotton Nash (1962, 63, 64)
Alonzo Nelson (1945)
Roger Newman (1961)
C.M. Newton (1951)
Tommy Nichols (1936)
Brad Noe (Mgr.) (2006)
Paul Noel (1943)
Randy Noll (1970)

O

Lukasz Obrzut (2004, 05, 06, 07)
Dan Omlor (Mgr.) (1964)
Bernard Opper (1937, 38, 39)
Andrew Ortelli (Mgr.) (2012)
Daniel Orton (2010)
Hays Owens (1928, 29, 30)

P

Scott Padgett (1995, 97, 98, 99)
Harold Park (Mgr.) (1945)
James Park (1914)
Clyde Parker (1943)
Ed Parker (Mgr.) (1919)
J. Ed Parker (1945, 46, 47)
Jason Parker (2001)
Tom Parker (1970, 71, 72)
Jack Parkinson (1944, 45, 46, 48)
Michael Parks (1990)
Dick Parsons (1959, 60, 61)
Patrick Patterson (2008, 09, 10)
Tom Payne (1971)
Bart Peak (1917)
Leonard Pearson (1950)
John Pelphrey (1989, 90, 91, 92)
Doug Pendygraft (1962)
E.S. Penick (1943)
Bobby Perry (2004, 05, 06, 07)
Dwight Perry (2007, 08, 09)
Dan Perry (1972)
George Perry (Mgr.)(1954)
Mike Phillips (1975, 76, 77, 78)
Frank Phipps (1927)
Wayne Plummer (1909)



Jarrod Polson (2011, 12)
Randy Pool (1968, 69)
Stacey Poole (2011)
Mark Pope (1995, 96)
Michael Porter (2007, 08, 09)
Tommy Porter (1966, 67, 68)
Shelby Post (1908, 09)
Sam Potter (1934)
William Poynz (1921, 23)
Mike Pratt (1968, 69, 70)
R.C. Preston (1911, 12, 13, 14)
Dwight Price (1951)
Jared Prickett (1993, 94, 95, 97)
Tayshaun Prince
(1999, 2000, 01, 02)
Linville Puckett (1954)
Larry Pursiful (1960, 61, 62)

R

Frank Ramsey (1951, 52, 54)
Lloyd Ramsey (1941, 42)
Tripp Ramsey (Mgr.) (1976, 77)
Robert Reynolds (1932)
Rodrick Rhodes (1993, 94, 95)
A.T. Rice (1923, 24)
S.H. Ridgeway (1920, 21)
Andre Riddick (1992, 93, 94, 95)
Carl Riefkin (1923, 24)
Pat Riley (1965, 66, 67)
R.N. Roark (1904)
Roy Roberts (1962, 63)
Rick Robey (1975, 76, 77, 78)
Al Robinson (1959)
William "Doc" Rodes (1917)
William Rodes (1909, 10)
Andrew Rogers (Mgr.) (2010)
Karl Rohs (1925)
Don Rolfes (1963)
Kenneth Rollins (1943, 47, 48)
Rajon Rondo (2005, 06)
Van Buren Ropke (1927)
Gayle Rose (1952, 54, 55)
Harold Ross (1956, 57, 58)
Ben Roth (Mgr.) (1915)
Layton Rouse (1938, 39, 40)
Willie Rouse (1954)
Herky Rupp (1961)
Tony Russell (Mgr.)
(1994, 95, 96, 97)

S

Forest Sale (1931, 32, 33)
Chad Sanders (Mgr.)
(2007, 08, 09, 10)
Matt Scherbenske (2008)
Charles Schrader (1914, 17)
Wilber Schu (1944, 45, 46)
Herschel Scott (1913, 14, 15)
Mike Scott (1987, 88, 89)
Jason Seamonds (Mgr.) (1998, 99)
Cory Sears (2001, 02)
Jim Server (1915, 16)
Evan Settle (1933, 34)
A.P. Shanklin (1918)
Shelby Shanklin (1908)
James Sharpe (1927)
Jeff Sheppard (1994, 95, 96, 98)
Jay Shidler (1977, 78, 79, 80)
Terry Shigg (1987)
Oliver Simmons (1996)
Glenn Sims (Mgr.) (1973)
Rekalin Sims (2006)
George Skinner (1933)
Landon Slone (2009)
Bobby Slusher (1959)
Adrian Smith (1957, 58)
Bill Smith (1956, 57, 58)
Doug Smith (Mgr.) (2006)
G.J. Smith (1973, 74, 75)
G.K. Smith (1921, 23)
Saul Smith (1998, 99, 00, 01)
Mark Soderberg (1970)

Patrick Sparks (2005, 06)
Carey Spicer (1929, 30, 31)
Bill Spivey (1950, 51)
Vincent Splane (1942)
Carl Staker (1940, 41, 42)
Larry Stamper (1971, 72, 73)
Larry Steele (1969, 70, 71)
Tim Stephens (1977, 78)
Perry Stevenson (2007, 08, 09, 10)
A.J. Stewart (2008, 09)
Gene Stewart (1967)
Bobby Stilz (1967)
C.P. St. John (1904)
Brian Stocker (Mgr.) (1994, 95, 96, 97)
Brandon Stockton (2003, 04, 05, 06)
Marvin Stone (2000, 01)
N. Stone (1908)
John Strogh (1945, 48)
Guy Strong (1950)
William Sturgill (1945, 46)
Don Sullivan (Mgr.) (1978, 79)
Anthony Summers (Mgr.) (1998, 99, 2000)
Bill Surface (Mgr.) (1955)
Sean Sutton (1988, 89)
Todd Svoboda (1993)

T

Todd Tackett (1999, 2000)
Bob Tallent (1966)
Spencer Tatum (Mgr.) (1989, 90, 91, 92)
Vincent Tatum (Mgr.) (1991, 92)
Bob Taylor (1935)
Marquis Teague (2012)
Alan Theobald (Mgr.) (1968)
H.C. Thomas (1918, 19)
Henry Thomas (1991, 92)
Irving Thomas (1986, 87)
Roger Thomas (Mgr.) (1982, 83)
Sheray Thomas (2004, 05, 06, 07)
Homer Thompson (1937, 38, 39)
Tommy Thompson (Mgr.) (1960)
Milton Ticco (1941, 42, 43)
E.J. Tierney (1935)
Clarence Tillman (1979)
Aminu Timberlake (1992, 93)
Jack Tingle (1944, 45, 46, 47)
Carlos Toomer (1991, 92)
Garland Townes (1950)
Bill Trott (1931)
Lou Tsioropoulos (1951, 52, 54)
Jack Tucker (1933, 34, 35)
Wayne Turner (1996, 97, 98, 99)
Melvin Turpin (1981, 82, 83, 84)
Paul Turrell (1935)
William P. Tuttle (1912, 13, 14 15)

U

Eiki Umezaki (Mgr.) (1989)
Lovell Underwood (1924, 25, 26)

V

Eloy Vargas (2011, 12)
Chuck Verderber (1979, 80, 81, 82)
Frank Vogel (Mgr.) (1996)
George Vulich (1944, 45)

W

Antoine Walker (1995, 96)
J. Rice Walker (1936, 37, 38)
Kenny Walker (1983, 84, 85, 86)
John Wall (2010)
Reggie Warford (1976)
L.B. Waters (1905)
Robert Watson (1950, 51, 52)
A.J. Weisenberger (1911, 13)
Wylie B. Wendt (1906)
Leo Wenkley (Mgr.) (1930)
Clint Wheeler (1971)
Lucian Whitaker (1950, 51, 52)
Waller White (1940, 41, 42)
Don Whitehead (1944)
James Wilhelm (1921)
W.G. Wilkinson (1923)
Adam Williams (2006)
LaVon Williams (77, 78, 79, 80)
Morakinyo Williams (2008)
Maury Wilson (1906, 07, 08)
W.C. Wilson (1913)
Kyle Wiltjer (2012)
Phil Whitt (Trn.) (1977)
Sean Woods (1990, 91, 92)
Charles Worthington (1931, 32)
H.J. Wurtele (1904)

Y

George Yates (1930, 31, 33)
Humzey Yessin (Mgr.) (1946, 47, 48, 49)
Rudy Yessin (1944)

Z

George Zerfoss (1916, 18)
Karl Zerfoss (1913, 15, 16)
Tom Zerfoss (1914)
Todd Ziegler (1985, 86)



ALL-AMERICANS

A total of 53 Wildcats have earned All-America honors. Of those players, 16 were named concensus first-team All-America 21 times, the most of any Division I program. The following is a chronological listing of all 53 UK basketball players who have been named to various All-America teams, beginning with forward Basil Hayden in 1921. The NCAA currently utilizes The Sporting News, The Associated Press, the NABC and the U.S. Basketball Writers Association.

Player	Year	Selection Board or Panel
Basil Hayden	1921	HF
Burgess Carey	1925	HF
Carey Spicer	1929	HF
	1931	HF
Paul McBrayer	1930	HF
Lewis McGuiness	1930	CH-3rd
Forest Sale	1932•	HF, Cv, CH-1st
	1933•	HF, Cv, CH-1st
Ellis Johnson	1933	HF
John DeMoisey	1934	HF
William Davis	1934	Cv-3rd
LeRoy Edwards	1935•	HF, Cv-2nd
Bernard Opper	1939••	Cv-1st
Lee Huber	1941	HF
Milt Tico	1943	Pic-3rd
Bob Brannum	1944•	HF, SN-1st, Cv-2nd, Pic-2nd
Wilber Schu	1945	DD-2nd
Jack Parkinson	1946••	HF, Cv-1st, Tru-3rd
Jack Tingle	1946	Cv-3rd
	1947	Tru-2nd, NABC-2nd
Ralph Beard	1947•	HF-1st, Cv-1st, Tru-1st, NABC-1st
	1948•	AP-1st, HF-1st, Cv-1st, Tru-1st, NABC-1st
	1949•	AP-1st, UPI-1st, Lk-2nd, Col-1st, Cv-2nd, HF-1st, SN-3rd, NABC-1st
Alex Groza	1947•	HF-2nd, Cv-2nd, Tru-1st, NABC-1st
	1948••	AP-2nd, HF-2nd, Cv-1st, Tru-2nd, NABC-2nd
	1949•	AP-1st, UPI-1st, Lk-1st, Cv-1st, HF-1st, SN-1st
Wah Wah Jones	1947	HF-2nd, Cv-2nd
	1948	Cv-3rd, Tru-3rd
	1949••	AP-2nd, UPI-1st, Cv-1st, SN-2nd
Jim Line	1950	UPI-3rd
Bill Spivey	1950	AP-3rd, UPI-3rd, HF, 3rd
	1951•	AP-1st, UPI-1st, Lk-1st, INS, Col-1st, Cv-1st, HF-1st, SN-1st
Frank Ramsey	1951	AP-3rd, UPI-3rd, Cv-3rd, SN-2nd
	1952	AP-2nd, UPI-2nd, Cv-1st, HF-2nd, Ath-1st
	1954••	AP-2nd, UPI-2nd, Lk-1st, INS-2nd, Cv-1st, HF-2nd, Tm-2nd, NABC-2nd
Cliff Hagan	1952•	AP-1st, UPI-1st, Col-1st, Cv-2nd, HF-1st, Ath-1st
	1954•	AP-1st, UPI-1st, Lk-2nd, INS-1st, NE-1st, Col-1st, Cv-2nd, HF-1st, Tm-2nd, NABC-1st
Robert Watson	1952	Ath-3rd
Bob Burrow	1955	AP-3rd, HF-2nd
	1956••	AP-3rd, UPI-3rd, Lk-1st, NE-2nd, Col-2nd, Cv-2nd, HF-2nd, NABC-1st
Johnny Cox	1957	UPI-3rd, HF-3rd
	1959•	AP-1st, UPI-2nd, Lk-1st, NE-2nd, Cv-1st, HF-1st, SN-2nd, NABC-1st
Vernon Hatton	1958	Cv-1st, HF-1st
Billy Ray Lickert	1961	HF-2nd
Cotton Nash	1962••	AP-2nd, UPI-2nd, NABC-3rd, Lk-1st, Cv-2nd, HF-1st, SN-2nd, CA-1st
	1963••	AP-2nd, NABC-2nd, BW-1st, UPI-2nd, Lk-2nd, Cv-2nd, HF
	1964•	AP-1st, NABC-1st, BW-1st, UPI-1st, SN-2nd, Cv-1st, HF
Louie Dampier	1966••	AP-1st, NABC-2nd, UPI-2nd, Cv-1st, HF
	1967••	AP-2nd, NABC-3rd, UPI-3rd, Cv-2nd, HF
Thad Jurecz	1966	AP-3rd
Pat Riley	1966	AP-3rd, BW-1st, UPI-3rd, Cv-2nd, HF
Dan Issel	1969••	AP-2nd, NABC-2nd, BW-1st, UPI-3rd, SN-2nd, Cv-1st, HF
	1970•	AP-1st, NABC-1st, BW-1st, UPI-1st, SN-1st, Cv-1st, HF
Mike Pratt	1970	Cv-2nd
Kevin Grevey	1974	NABC-5th, HF
	1975••	AP-2nd, NABC-2nd, BW-1st, UPI-2nd, SN-2nd, Cv-2nd, HF
Jack Givens	1976	HF
	1977	NABC-4th, HF
	1978••	AP-2nd, NABC-2nd, BW-2nd, UPI-2nd, Cv-1st, WA-1st, HF
Rick Robey	1977	NABC-4th, Cv-1st
	1978••	AP-3rd, NABC-1st, UPI-2nd, SN-2nd, Cv-1st, WA-1st, HF
Kyle Macy	1978	UPI-3rd
	1979	NABC-3rd, Cv-2nd
	1980•	AP-1st, NABC-1st, BW-1st, UPI-1st, SN-1st, Cv-1st, WA-1st, HF
Sam Bowie	1981••	AP-3rd, NABC-2nd, BW-2nd, UPI-3rd, SN-2nd, Cv-1st, BT-2nd, HF
	1984	AP-2nd, SN-2nd
Melvin Turpin	1983	HF
	1984••	AP-3rd, NABC-2nd, BW-2nd, UPI-3rd, BT-3rd
Kenny Walker	1985••	AP-2nd, NABC-2nd, BW-2nd, UPI-2nd, BT-2nd, WA-1st
	1986•	AP-1st, NABC-1st, BW-1st, UPI-1st, SN-2nd, BT-1st, WA-1st
Rex Chapman	1988	NABC-3rd, BT-3rd
Jamal Mashburn	1992	BT-2nd
	1993•	AP-1st, NABC-1st, BW-1st, UPI-

ALL-AMERICANS

		1st, SN-1st, BT-1st, WA-1st
Tony Delk	1996•	AP-2nd, NABC-2nd, BW-1st, UPI-1st, SN-2nd, BT-2nd, WA-1st
Ron Mercer	1997•	AP-1st, NABC-1st, BW-1st, SN-2nd, BT-2nd, WA-1st
Scott Padgett	1999	WA-1st
Tayshaun Prince	2001••	AP-2nd, NABC-3rd, BW-2nd, BT-2nd, WA-1st
	2002	AP-3rd, NABC-2nd
Keith Bogans	2003	AP-3rd, NABC-2nd, SN-3rd, BT-3rd
Jodie Meeks	2009	AP-2nd, NABC-2nd, BW-2nd, SN-2nd, ESPN.com-2nd, Rivals.com-2nd, College Hoops.net-2nd
DeMarcus Cousins	2010	AP-1st, WA-1st, CBS-1st, FOX-1st, Yahoo!-1st, Rivals-1st, NABC-2nd TSN-2nd, BT-2nd, BW-2nd
John Wall	2010•	AP-1st, WA-1st, CBS-1st, FOX-1st, Yahoo!-1st, Rivals-1st, NABC-1st TSN-1st, BT-1st, BW-1st
Terrence Jones	2011	Yahoo!-3rd, CHN-4th
Anthony Davis	2012•	AP-1st, USBWA-1st; NABC-1st, SN-1st, CBS-1st, WA-1st
Michael Kidd-Gilchrist	2012	AP-3rd, USBWA-2nd, NABC-3rd, SN-2nd, CBS-2nd

John Wall - Named 2010 Adolph Rupp Trophy National Player of the Year; Yahoo! Sports National Player of the Year; Rivals.com National Player of the Year

Anthony Davis - Named 2012 AP National Player of the Year; USBWA Oscar Robertson Tropy (National Player of the Year); Spalding Pete Newell Big Man of the Year; NABC Defensive Player of the Year; Sporting News National Player of the Year; Sporting News National Freshman of the Year; CBSSports.com National Player of the Year; CBSSports.com National Freshman of the Year; Basketball Times National Player of the Year; Adolph Rupp Trophy National Player of the Year; John R. Wooden Award National Player of the Year; Naismith College Player of the Year

Key: • Consensus; ••2nd Team Consensus; AP: Associated Press; AM: Argosy Magazine; Ath: Athletic Publications; BT: The Basketball Times; BW: U.S. Basketball Writers Association; CBS: CBSSports.com; CA: Coach and Athlete; CH: College Humor Magazine; CHN: CollegeHoops.net; Col: Colliers (Basketball Coaches); Cv: Converse Yearbook; DD: Don Dunphy; HF: Helms Foundation; INS: International News Service; Lk: Look Magazine; NABC: National Association of Basketball Coaches; NE: Newspaper Enterprises Assn.; Pic: Pic Magazine; SN: The Sporting News; Tm: Tempo; Tru: True Magazine; UPI: United Press International; WA: John R. Wooden Award; Yahoo!: Yahoo! Sports

Wildcats in the Basketball Hall of Fame

Enshrined in Springfield, Mass.

Adolph Rupp
Inducted 1969



Cliff Hagan
Inducted 1978

Frank Ramsey
Inducted 1982

Dan Issel
Inducted 1993

C.M. Newton
Inducted 2000

Pat Riley
Inducted 2008

Adrian Smith
Inducted 2010

AWARDS AND HONORS

International Play Olympic Medal Winners

[UK leads the nation with 10 collegiate gold medal winners]

Players

1948: Wallace Jones (Gold)
Cliff Barker (Gold)
Ralph Beard (Gold)
Alex Groza (Gold)
Kenny Rollins (Gold)
1956: Billy Evans (Gold)
1960: Adrian Smith (Gold)
1980: Sam Bowie* (Gold)
2008: Tayshaun Prince (Gold) - with Detroit Pistons
2012: Anthony Davis (Gold) - with New Orleans Hornets

Coaches

1948: Adolph Rupp (Gold)
2000: Tubby Smith (Gold)
*United States boycotted the Moscow Games. Bowie awarded a medal by President Carter.

Pan America Medal Winners

1958: Billy Evans (Gold)
1959: Adrian Smith (Gold)
1975: Rick Robey (Gold)
1979: Kyle Macy (Gold)
1983: Jim Master (Gold)
1987: Rex Chapman (Silver)

Tournament of Americas Medal Winner

2000: Tubby Smith (Gold)
2011: John Calipari (Bronze)

National Player of the Year

2010: John Wall (Adolph Rupp Trophy)
2012: Anthony Davis (Adolph Rupp Trophy, Associated Press, Basketball Times, Naismith, USBWA, Wooden)

Add Wall for

SEC Player of the Year

[Since 1965 for the AP and UPI polls, 1987 for the Coaches poll]

1966: Pat Riley (AP)
1972: Tom Parker (AP)
1973: Kevin Grevey* (AP)
1975: Kevin Grevey (AP)
1980: Kyle Macy (AP, UPI)
1985: Kenny Walker (AP, UPI)
1986: Kenny Walker (AP, UPI)
1993: Jamal Mashburn# (AP, Coaches)
1996: Tony Delk (AP, Coaches)
1997: Ron Mercer (AP, Coaches)
2001: Tayshaun Prince (AP, Coaches)
2003: Keith Bogans (Coaches)
2010: John Wall (AP, Coaches)
2011: Anthony Davis (AP, Coaches)
* shared AP's honor with Alabama's Wendell Hudson.
# shared AP's honor with Vanderbilt's Billy McCaffrey.

SEC Defensive Player of the Year

2005:	Chuck Hayes	Coaches
2011:	DeAndre Liggins	Yahoo!
2012:	Anthony Davis	Coaches

SEC Freshman of the Year

2008:	Patrick Patterson*	Coaches
2010:	DeMarcus Cousins	Coaches
	John Wall	AP
2011:	Terrence Jones	Coaches/AP
2012:	Anthony Davis	Coaches/AP

*shared honor with Florida's Nick Calathes

All-SEC

[From 1933-48, the SEC All-Tournament Team served as the All-SEC team]

1949: Ralph Beard (1st AP)
Alex Groza (1st AP)
Wah Wah Jones (1st AP)
Cliff Barker (2nd AP)
Dale Barnstable (3rd AP)
1950: Jim Line (1st AP)
Bill Spivey (1st AP)
Bill Spivey (1st AP)
Walt Hirsch (2nd AP)
1951: Frank Ramsey (1st AP)
Bill Spivey (1st AP)
Bobby Watson (1st AP)
Shelby Linville (2nd AP)
1952: Cliff Hagan (1st AP)
Frank Ramsey (1st AP)
Bobby Watson (1st AP)
1954: Cliff Hagan (1st AP)
Frank Ramsey (1st AP)
Lou Tsioropoulos (2nd AP)
1955: Bob Burrow (1st AP)
Bill Evans (3rd AP)
1956: Bob Burrow (1st AP & Coaches)
Jerry Bird (2nd AP & Coaches)
1957: Johnny Cox (1st AP & Coaches)
Ed Beck (2nd AP)
1958: Johnny Cox (2nd AP/Coaches)
Vernon Hatton (2nd AP/Coaches)
1959: Johnny Cox (1st AP/Coaches)
Bill Lickert (3rd AP/Coaches)
1960: Bill Lickert (2nd AP/Coaches)
Don Mills (2nd AP/Coaches)
1961: Bill Lickert (1st AP/Coaches)
1962: Cotton Nash (1st AP/Coaches)
Larry Pursiful (1st AP/Coaches)
Caroll Burchett (3rd AP)
1963: Cotton Nash (1st AP/Coaches)
1964: Cotton Nash (1st AP/Coaches)
Ted Deeken (2nd AP/Coaches)
Larry Conley (3rd AP)
1965: Louie Dampier (2nd AP & UPI/Coaches)
Tommy Kron (3rd AP)
Larry Conley (3rd UPI/Coaches)
1966: Louie Dampier (1st AP & UPI/Coaches)
Pat Riley (1st AP & UPI/Coaches)
Thad Jaracz (2nd AP/3rd UPI)
Larry Conley (HM AP/3rd UPI/Coaches)
Tommy Kron (HM AP/3rd UPI)
1967: Louie Dampier (1st AP & UPI/Coaches)
Pat Riley (2nd AP & UPI/Coaches)
1968: Mike Casey (1st AP & UPI/Coaches)
Dan Issel (2nd AP & UPI/Coaches)
Thad Jaracz (3rd UPI)
Mike Pratt (HM AP)
1969: Dan Issel (1st AP & UPI/Coaches)
Mike Casey (2nd AP & UPI/Coaches)
Mike Pratt (2nd AP & UPI/Coaches)
1970: Dan Issel (1st AP & UPI/Coaches)
Mike Pratt (1st AP & UPI/Coaches)
Larry Steele (3rd UPI)
1971: Tom Payne (1st AP/2nd UPI/Coaches)
Mike Casey (2nd AP/1st UPI)
Larry Steele (2nd AP/3rd UPI/Coaches)
Tom Parker (2nd AP & UPI/Coaches)
Kent Hollenbeck (3rd UPI)
1972: Tom Parker (1st AP & UPI/Coaches)
Jim Andrews (2nd AP/1st UPI/Coaches)
Ronnie Lyons (3rd AP/2nd UPI)
1973: Jim Andrews (1st AP & UPI/Coaches)
Kevin Grevey (1st AP & UPI/Coaches)
Jimmy Dan Conner (3rd AP)
1974: Kevin Grevey (1st AP & UPI/Coaches)
1975: Kevin Grevey (1st AP & UPI/Coaches)
Jimmy Dan Conner (3rd AP & UPI)
Rick Robey (3rd AP)
1976: Jack Givens (2nd AP & UPI/Coaches)
Mike Phillips (2nd AP & UPI)
1977: Jack Givens (1st AP & UPI/Coaches)
Rick Robey (1st AP & UPI/Coaches)
Larry Johnson (3rd AP)



Mike Phillips (3rd UPI)
1978: Jack Givens (1st AP & UPI/Coaches)
Rick Robey (1st AP & UPI/Coaches)
Kyle Macy (1st AP/2nd UPI/Coaches)
James Lee (3rd AP)
Mike Phillips (3rd UPI)
1979: Kyle Macy (1st AP & UPI/Coaches)
Dwight Anderson (3rd AP)
1980: Kyle Macy (1st AP & UPI/Coaches)
Sam Bowie (2nd AP/3rd UPI/Coaches)
1981: Sam Bowie (1st AP & UPI/Coaches)
Dirk Minniefield (3rd AP & UPI)
1982: Derrick Hord (1st AP/2nd UPI/Coaches)
Dirk Minniefield (2nd AP & UPI)
Jim Master (3rd UPI)
Melvin Turpin (3rd UPI)
1983: Melvin Turpin (1st AP & UPI/Coaches)
Jim Master (3rd UPI)
Melvin Turpin (3rd UPI)
Kenny Walker (3rd AP)
1984: Melvin Turpin (1st AP & UPI/Coaches)
Kenny Walker (2nd AP/3rd UPI/Coaches)
Sam Bowie (3rd AP/2nd UPI/Coaches)
1985: Kenny Walker (1st AP & UPI/Coaches)
1986: Kenny Walker (1st AP & UPI/Coaches)
Winston Bennett (2nd AP & UPI/Coaches)
Roger Harden (3rd AP & UPI)
1987: Rex Chapman (2nd AP & UPI/Coaches)
Ed Davender (3rd AP/2nd UPI)
1988: Rex Chapman (1st AP & UPI/Coaches)
Winston Bennett (2nd AP & UPI/Coaches)
Ed Davender (3rd AP/2nd UPI)
1989: LeRon Ellis (2nd AP & UPI)
Chris Mills (3rd AP)
1990: Reggie Hanson (2nd AP/3rd UPI)
Derrick Miller (2nd AP & UPI/Coaches)
1991: Reggie Hanson (2nd AP & UPI/Coaches)
John Pelphrey (2nd AP/1st UPI/Coaches)
Jamal Mashburn (3rd AP & UPI)
1992: Jamal Mashburn (1st AP/Coaches)
1993: Jamal Mashburn (1st AP & Coaches)
Travis Ford (2nd AP/1st Coaches)
1994: Travis Ford (2nd AP & Coaches)
Tony Delk (3rd AP/2nd Coaches)
Rodrick Rhodes (3rd AP & Coaches)
1995: Tony Delk (1st AP & Coaches)
Rodrick Rhodes (3rd AP/2nd Coaches)
Walter McCarty (3rd AP)
1996: Tony Delk (1st AP & Coaches)
Antoine Walker (1st AP & Coaches)
Walter McCarty (3rd AP/2nd Coaches)
1997: Ron Mercer (1st AP & Coaches)
Derek Anderson (3rd AP/2nd Coaches)
Anthony Epps (3rd Coaches)
1998: Nazr Mohammed (1st AP & Coaches)
Scott Padgett (3rd AP/2nd Coaches)
Jeff Sheppard (3rd AP)
1999: Scott Padgett (2nd AP/1st Coaches)
Wayne Turner (3rd Coaches)
2000: Jamaal Magloire (1st AP & Coaches)
Tayshaun Prince (2nd Coaches)
2001: Tayshaun Prince (1st AP & Coaches)
Keith Bogans (2nd AP & Coaches)
2002: Tayshaun Prince (1st AP & Coaches)
2003: Keith Bogans (1st AP & Coaches)
Marquis Estill (2nd AP & Coaches)
2004: Erik Daniels (2nd AP/1st Coaches)
Gerald Fitch (2nd AP/1st Coaches)
Chuck Hayes (3rd AP/2nd Coaches)
Cliff Hawkins (3rd AP)
2005: Kelenna Azubuike (2nd AP & Coaches)
Chuck Hayes (1st AP & Coaches)
Patrick Sparks (3rd AP/2nd Coaches)
2006: Rajon Rondo (3rd AP/2nd Coaches)
Randolph Morris (3rd AP)
2007: Randolph Morris (1st Coaches)
2008: Ramel Bradley (2nd AP/1st Coaches)
Joe Crawford (2nd Coaches)
Patrick Patterson (2nd AP/2nd Coaches)
2009: Jodie Meeks (1st Coaches/1st AP)
Patrick Patterson (1st Coaches/2nd AP)
2010: DeMarcus Cousins (1st Coaches/1st AP)
John Wall (1st Coaches/1st AP)
Patrick Patterson (1st Coaches/2nd AP)
2011: Brandon Knight (1st Coaches/ 2nd AP)
Terrence Jones (1st Coaches/1st AP)
2012: Anthony Davis (1st Coaches/1st AP)
Michael Kidd-Gilchrist (1st Coaches/1st AP)
Terrence Jones (2nd Coaches/2nd AP)
Doron Lamb (2nd Coaches)



SEC All-Defensive
2008: Ramel Bradley
2010: Patrick Patterson
2011: DeAndre Liggins
2012: Anthony Davis
Michael Kidd-Gilchrist

SEC All-Freshman
1987: Rex Chapman
1988: Eric Manuel
1989: Chris Mills
1991: Jamal Mashburn
1993: Rodrick Rhodes
1996: Ron Mercer
1997: Jamaal Magloire
2000: Keith Bogans
2001: Gerald Fitch
Jason Parker
2002: Chuck Hayes
2005: Rajon Rondo
2007: Jodie Meeks
2008: Patrick Patterson
2010: Eric Bledsoe
DeMarcus Cousins
John Wall
2011: Brandon Knight
Terrence Jones
Doron Lamb
2012: Anthony Davis
Michael Kidd-Gilchrist

All-Southern Conference
1926: Paul Jenkins
1929: Carey Spicer
1930: Carey Spicer
1931: Carey Spicer
Louis McGinnis
George Yates
1932: Ellis Johnson

All-NCAA Tournament Final Four
1948: Alex Groza (MVP)
1949: Alex Groza (MVP)
1951: Bill Spivey (MVP)
Shelby Linville
1958: Vernon Hatton
Johnny Cox
1966: Pat Riley
Louie Dampier
1975: Kevin Grevey
1978: Jack Givens (MVP)
Rick Robey
1993: Jamal Mashburn
1996: Tony Delk (MVP)
Ron Mercer
1997: Ron Mercer
Scott Padgett
1998: Jeff Sheppard (MVP)
Scott Padgett
2012: Anthony Davis (MVP)
Michael Kidd-Gilchrist
Doron Lamb

NCAA Regional Tournament

1948: Alex Groza (MVP)
1949: Alex Groza (MVP)
1951: Bill Spivey
1955: Bob Burrow
1956: Bob Burrow
Jerry Bird
1957: Johnny Cox
Gerry Calvert
1958: Vernon Hatton
Johnny Cox
1959: Bennie Coffman
1961: Bill Lickert
1962: Larry Pursiful
Cotton Nash
1966: Pat Riley (MVP)
Louie Dampier
1968: Mike Casey
Dan Issel
1969: Dan Issel
1970: Dan Issel
1972: Jim Andrews
1973: Jim Andrews
1975: Jimmy Dan Conner
1977: Jack Givens
1978: Kyle Macy (MVP)
Jack Givens
Mike Phillips
1980: Fred Cowan
1983: Jim Master
Melvin Turpin
1984: Dickey Beal (MVP)
Melvin Turpin
Sam Bowie
1985: Kenny Walker
1986: Kenny Walker
Winston Bennett
1992: Jamal Mashburn
Sean Woods
1993: Travis Ford (MVP)
Jamal Mashburn
Jared Prickett
1995: Tony Delk
1996: Tony Delk (MVP)
Derek Anderson
Anthony Epps
Antoine Walker
1997: Ron Mercer (MVP)
Wayne Turner
1998: Wayne Turner (MVP)
Scott Padgett
Jeff Sheppard
1999: Scott Padgett
2003: Keith Bogans
Marquis Estill
2005: Chuck Hayes
2010: DeMarcus Cousins
John Wall
2011: Brandon Knight (MVP)
Josh Harrellson
DeAndre Liggins
2012: Michael Kidd-Gilchrist (MVP)
Anthony Davis
Doron Lamb

All-SEC Tournament

1933: Ellie Johnson (1st)
John DeMoisey (1st)
Aggie Sale (1st)
Bill Davis (2nd)
1934: John DeMoisey (1st)
Bill Davis (1st)
1936: Ralph Carlisle (1st)
Whitey Anderson (2nd)
1937: Ralph Carlisle (1st)
Warfield Dononue (1st)
Rice Walker (2nd)
Walter Hodge (2nd)
1938: Bernie Opper (1st)
Joe Hagan (2nd)
1939: Bernie Opper (1st)
Keith Farnsley (2nd)
1940: Layton Rouse (1st)
Keith Farnsley (2nd)
1941: Marvin Akers (1st)
Lee Huber (1st)
Keith Farnsley (2nd)
James King (2nd)
1942: Ermal Allen (1st)
James King (2nd)
Marvin Akers (2nd)
1943: Marvin Akers (1st)
Melvin Brewer (1st)
Milton Ticco (2nd)
1944: Bob Brannum (1st)
Jack Tingle (1st)
Jack Parkinson (1st)
Wilbur Schu (2nd)
1945: Ken Campbell (1st)
Jack Tingle (1st)
Jack Parkinson (1st)
1946: Wah Wah Jones (1st)
Ralph Beard (1st)
Jack Tingle (1st)
Jack Parkinson (1st)
Wilbur Schu (2nd)
1947: Wah Wah Jones (1st)
Ralph Beard (1st)
Jack Tingle (1st)
Joe Holland (1st)
Ken Rollins (1st)
Alex Groza (2nd)
1948: Wah Wah Jones (1st)
Ralph Beard (1st)
Ken Rollins (1st)
Alex Groza (2nd)
Cliff Barker (2nd)
1949: Wah Wah Jones (1st)
Ralph Beard (1st)
Alex Groza (1st)
Cliff Barker (2nd)
1950: Jim Line (1st)
Bill Spivey (2nd)
1951: Walter Hirsch (1st)
Bill Spivey (1st)
Cliff Hagan (2nd)
1952: Cliff Hagan (1st)
Frank Ramsey (1st)
Robert Watson (2nd)
1979: Kyle Macy (MVP)
Truman Claytor
1980: Kyle Macy
Sam Bowie
1982: Dirk Minniefield (MVP)
1984: Melvin Turpin
1986: Roger Harden
1988: Rex Chapman (MVP)
Winston Bennett
1992: Jamal Mashburn (MVP)
John Pelphrey
1993: Travis Ford (MVP)
Andre Riddick
Jamal Mashburn
1994: Travis Ford (MVP)
Tony Delk
Jeff Brassow
1995: Antoine Walker (MVP)
Mark Pope
1996: Antoine Walker
Walter McCarty
1997: Ron Mercer (MVP)
Anthony Epps
Jared Prickett
1998: Wayne Turner (MVP)
Heshimu Evans
Nazr Mohammed
Scott Padgett
1999: Scott Padgett (MVP)
Wayne Turner
2001: Tayshaun Prince (MVP)
Keith Bogans
2003: Keith Bogans (MVP)
Marquis Estill
2004: Gerald Fitch (MVP)
Kelenna Azubuike
Chuck Hayes
2005: Kelenna Azubuike
2010: John Wall (MVP)
Eric Bledsoe
DeMarcus Cousins
2011: Darius Milller (MVP)
Brandon Knight
Josh Harrellson
2012: Anthony Davis
Terrence Jones

All-SIAA Tournament

1921: Paul Adkins
Bill King
Bob Lavin



ACADEMIC HONORS



In 2012, Darius Miller was one of a school record eight Wildcats to receive Academic All-SEC honors.

Academic All-Americans

1966:	Louie Dampier
	Larry Conley
1967:	Louie Dampier
1970:	Dan Issel
	Mike Pratt
1971:	Mike Casey
1975:	Bob Guyette
	Jimmy Dan Conner
1979:	Kyle Macy

Academic All-SEC

1962:	Roy Roberts
1964:	Larry Conley
1965:	Larry Conley
1966:	Louie Dampier
	Cliff Berger
1968:	Cliff Berger
1970:	Mike Pratt
	Dan Issel
1971:	Mike Casey
	Tom Parker
1974:	Bob Guyette
1975:	Jimmy Dan Conner
1979:	Kyle Macy
1980:	Chuck Verderber
1981:	Chuck Verderber
1982:	Chuck Verderber
1985:	Winston Bennett
	Bret Bearup
1988:	Rex Chapman
	Cedric Jenkins
1990:	John Pelphrey
1992:	Travis Ford
1993:	Travis Ford
1994:	Travis Ford
1995:	Mark Pope
	Jeff Sheppard
1998:	Steve Masiello
	Scott Padgett
1999:	Scott Padgett
2000:	J.P. Blevins
2001:	J.P. Blevins
2002:	J.P. Blevins
2006:	Rajon Rondo
2007:	Randolph Morris
	Bobby Perry
2008:	Mark Coury
	Derrick Jasper
	Mark Krebs
	Jodie Meeks
	Dwight Perry
2009:	Mark Krebs
	Jodie Meeks
	Dwight Perry
	Michael Porter
	Matt Scherbenske
2010:	Mark Krebs
	John Wall
2011:	Brandon Knight
	Jarrod Polson
	Eloy Vargas
2012:	Twany Beckham
	Ryan Harrow
	Terrence Jones
	Brian Long
	Sam Malone
	Darius Miller
	Jarrod Polson
	Kyle Wiltjer

UK ATHLETICS HALL OF FAME

UK's Athletic Hall of Fame, organized in 2005, recognizes and honors persons whose participation and contributions enriched and strengthened the university athletic program. Athletes are required to wait five years after completing their Wildcat playing career before being eligible for the honor. The charter class was comprised of those individuals who had previously had their jersey retired at Rupp Arena, Commonwealth Stadium, Memorial Coliseum and Cliff Hagan Stadium.

UK Athletics Hall of Fame Members

Member (Sport, Years)
Jeff Abbott (BB1991-94)
Derek Abney (FB 2000-03)
George Adams (FB 1981-84)
Ermal Allen (FB 1939-41)
Sam Ball (FB 1963-65)
Cliff Barker (MBB 1947-49)
Ralph Beard (MBB 1946-49)
Calvin Bird (FB 1958-60)
Jerry Bird (MBB 1954-56)
Rodger Bird (FB 1963-65)
George Blanda (FB 1945-48)
Marsha Bond (VB 1980-83)
Sam Bowie (MBB 1980-81, '84)
Gay Brewer (MGolf 1952-54)
Pam Brauning (WB 1974-78)
Al Bruno (FB 1948-50)
Paul "Bear" Bryant (FB Coach 1946-53)
Warren Bryant (FB 1974-76)
Bob Burrow (MBB 1955-56)
Burgess Carey (MBB 1925-26)
Mike Casey (MBB 1968-69, 71)
Jerry Claiborne (FB Coach 1982-89)
Blanton Collier (FB Coach 1954-61)
Sonny Collins (FB 1972-75)
Larry Conley (MBB 1964-66)
Ray Correll (FB 1951-53)
Tim Couch (FB 1996-98)
Johnny Cox (MBB 1957-59)
Louie Dampier (MBB 1965-67)
Bob Davis (FB 1935-37)
Dermontti Dawson (FB 1984-87)
Kathy DeBoer (VB 1984-02)
Tony Delk (MBB 1993-96)
John "Frenchy" DeMoisey (MBB 1932-34)
Leroy Edwards (MBB 1935)
Billy Evans (MBB 1952, '54-55)
Richie Farmer (MBB 1989-92)
Joe Federspiel (FB 1969-71)
Deron Feldhaus (MBB 1989-92)
Steve Flesch (MGOLF 1987-90)
Dom Fucci (BB 1948-51)
Bob Gain (FB 1947-50)
Jack Givens (MBB 1975-78)
Irv Goode (FB 1959-61)
Phil Grawemeyer (MBB 1954-56)
Jim Green (Track 1968-71)
Kevin Grevey (MBB 1973-75)
Alex Groza (MBB 1945, '47-49)
Wilbur Hackett (FB 1967-70)
Cliff Hagan (MBB 1951-52, '54)
Joe B. Hall (MBB Coach 1973-85)
Tim Harden (Track 1993-96)
Jenny Hansen (Gymnastics 1993-96)
Vernon Hatton (MBB 1956-58)
Basil Hayden (MBB 1920-22)
Mark Higgs (FB 1984-87)
J.B. Holmes (M Golf 2002-05)
Jim Host (Contributor/BB 1957-59)
Tom Hutchinson (FB 1960-62)
Dan Issel (MBB 1968-70)
Illka Janttin (MSOC 1998-01)
Clyde Johnson (FB 1940-42)
Ellis Johnson (MBB, FB, Baseball, Track 1930-33)
Nancy Napolski Johnson (RIF 1993-96)
Wah Wah Jones (MBB 1946-49, FB 1945-48)
Cedric Kaufmann (MTEN 1995-98)
Jeff Keener (BB 1980-81)
Bill Keightley (Equipment Mgr. 1962-2008)
John "Shipwreck" Kelly (FB 1929-31)
Ralph Kercheval (FB 1931-33)
Rick Kestner (FB 1963-65)
Rachel Komisarz (SW 1996-99)
Jim Kovach (FB 1974-76, '78)
Harry Lancaster (Director of Athletics, 1968-75; Baseball Head Coach 1947, 1951-65; Assistant Men's Basketball Coach 1946-70)
Cawood Ledford (Broadcaster 1953-92)
Bill Lickert (MBB 1959-61)
Dicky Lyons (FB 1966-68)
Kyle Macy (MBB 1978-80)
Keith Madison (BB Coach 1979-2003)
Jamal Mashburn (MBB 1991-93)
Charlie McClendon (FB 1949-50)
Steve Meilinger (FB 1951-52-53)
Lou Michaels (FB 1955-56-57)
Doug Moseley (FB 1949-51)
Clayton Moss (Diving 1999-2003)
Cotton Nash (MBB 1962-64)
C.M. Newton (MBB 1949-51; AD 1989-2000)
Rick Norton (FB 1963-65)
Rick Nuzum (FB 1972-74)
Johnny Owens (MGolf 1947-50)
Vito "Babe" Parilli (FB 1949-51)
John Pelphrey (MBB 1989-92)
Rick Pitino (MBB Coach 1990-97)
Mike Pratt (MBB 1968-70)
Tayshaun Prince (MBB 1999-02)
Derrick Ramsey (FB 1975-77)
Frank Ramsey (MBB 1951-52, '54)
Bill Ransdell (FB 1983-86)
Jay Rhodemyre (FB 1942, '46-47)
Russell Rice (SID 1967-87)
Pat Riley (MBB 1965-67)
Rick Robey (MBB 1975-78)
Dave Roller (FB 1968-70)
Kenny Rollins (MBB 1943, '47-48)
Gayle Rose (MBB 1952, '54-55)
Layton "Mickey" Rouse (MBB 1938-40)
Adolph Rupp (MBB Coach 1931-72)
Forest "Aggie" Sale (MBB 1931-33)
Howard Schnellenberger (FB 1952-55)
Nancy Scranton (W Golf 1983-84)
Larry Seiple (FB 1964-66)
Washington "Wash" Serini (FB 1944-47)
Bernie Shively (AD '38-67, FB Coach 1945)
Adrian Smith (MBB, 1956-58)
Carey Spicer (MBB (1929-31)
Bill Spivey (MBB 1950-51)
Art Still (FB 1974-77)
Valerie Still (WBB 1980-83)
Claude Sullivan (Sportscaster 1948-67)
Lou Tsioropoulos (MBB 1951-54)
Herschel Turner (FB 1961-63)
Harry Ulinski (FB 1946-49)
Jeff Van Note (FB 1966-68)
Kenny Walker (MBB 1983-86)
Brandon Webb (BB 1998-00)
Moe Williams FB (1993-95)
Sean Woods (MBB 1990-92)
Tina Johnson Ybarra (Diving 1994-96)
Craig Yeast (FB 1995-98)
Valerie McGovern Young (WXC 1988-91)

WILDCATS IN THE NBA



ANDERSON, Derek – Cleveland Cavaliers (1998-99), Los Angeles Clippers (2000), San Antonio Spurs (2001), Portland Trail Blazers (2002-05), Houston Rockets (2006), Miami Heat (2006), Charlotte Bobcats (2007-08)

AZUBUIKE, Kelenna -- Golden State Warriors (2007-10), New York Knicks (2011), Dallas Mavericks (2012)

BARKER, Cliff – Indianapolis Olympians (1950-52)

BEARD, Ralph – Indianapolis Olympians (1950-51)

BENNETT, Winston – Cleveland Cavaliers (1990-92), Miami Heat (1992)

BIRD, Jerry – New York Knicks (1959)

BLEDSOE, Eric – Los Angeles Clippers (2011-12)

BOGANS, Keith – Orlando Magic (2004), Charlotte Bobcats (2005-06), Houston Rockets (2006), Orlando Magic (2007-09), Milwaukee Bucks (2009), San Antonio Spurs (2010), Chicago Bulls (2011), New Jersey Nets (2012)

BOWIE, Sam – Portland Trail Blazers (1985-89), New Jersey Nets (1990-93), Los Angeles Lakers (1994-95)

BURROW, Bob – Rochester Royals (1957), Minneapolis Lakers (1958)

CHAPMAN, Rex – Charlotte Hornets (1989-92), Washington Bullets (1992-95), Miami Heat (1996), Phoenix Suns (1997-2000)

CLUGGISH, Bob – New York Knicks (1947)

CONLEY, Larry – Kentucky Colonels [ABA] (1968)

CONNER, Jimmy Dan – Kentucky Colonels [ABA] (1976)

COUSINS, DeMarcus – Sacramento Kings (2011-12)

COX, Johnny – Chicago Zephyrs (1963)

CRAWFORD, Joe – New York Knicks (2009)

DAMPIER, Louie – Kentucky Colonels [ABA] (1968-76), San Antonio Spurs (1977-79)

DANIELS, Erik – Sacramento Kings (2005)

DELK, Tony – Charlotte Hornets (1997-98), Golden State Warriors (1998-99), Sacramento Kings (2000), Phoenix Suns (2000-01), Boston Celtics (2002-03), Dallas Mavericks (2004), Atlanta Hawks (2005-06), Detroit Pistons (2006)

FEIGENBAUM, George – Baltimore Bulletts (1950), Milwaukee Hawks (1953)

FITCH, Gerald – Miami Heat (2006)

FLYNN, Mike – Indiana Pacers (1976-78) [ABA in 1976]

GIVENS, Jack – Atlanta Hawks (1979-80)

GREVEY, Kevin – Washington Bullets (1976-83), Milwaukee Bucks (1984-85)

GROZA, Alex – Indianapolis Olympians (1950-51)

HAGAN, Cliff – St. Louis Hawks (1957-66), Dallas Chaparrals [ABA] (1968-70)

HANSON, Reggie – Boston Celtics (1998)

HARRELLSON, Josh - New York Knicks (2012)

HATTON, Vernon – Cincinnati Royals (1959), Philadelphia Warriors (1959-61), St. Louis Hawks (1962)

HAYES, Chuck – Houston Rockets (2005-11), Sacramento Kings (2012)

HOLLAND, Joe – Indianapolis Olympians (1950-52)

ISSEL, Dan – Kentucky Colonels [ABA] (1971-75), Denver Nuggets (1976-85) [ABA in 1976]

JOHNSON, Larry – Buffalo Braves (1978)

JONES, Wah Wah – Indianapolis Olympians (1950-52)

KANTER, Enes - Utah Jazz (2012)

KNIGHT, Brandon - Detroit Pistons (2012)

KRON, Tommy – St. Louis Hawks (1967), Seattle Supersonics (1968-69), Kentucky Colonels [ABA] (1970)

LIGGINS, DeAndre - Orlando Magic (2012)
LOCK, Rob – Los Angeles Clippers (1989)
MACY, Kyle – Phoenix Suns (1981-85), Chicago Bulls (1986), Indiana Pacers (1987)
MAGLOIRE, Jamaal – Charlotte/New Orleans Hornets (2001-05), Milwaukee Bucks (2006), Portland Trailblazers (2007), New Jersey Nets (2008), Dallas Mavericks (2008), Miami Heat (2009-11), Toronto Raptors (2012)
MASHBURN, Jamal – Dallas Mavericks (1994-97), Miami Heat (1997-2000), Charlotte/New Orleans Hornets (2001-04)
McCARTY, Walter – New York Knicks (1997), Boston Celtics (1998-2005), Phoenix Suns (2005), Los Angeles Clippers (2006)
MEEKS, Jodie– Milwaukee Bucks (2009-10), Philadelphia 76ers (2010-12)
MERCER, Ron – Boston Celtics (1998-99), Denver Nuggets (2000), Orlando Magic (2000), Chicago Bulls (2001-02), Indiana Pacers (2002-03), San Antonio Spurs (2004), New Jersey Nets (2005)
MINNIEFIELD, Dirk – Cleveland Cavaliers (1986-87), Houston Rockets (1987), Golden State Warriors (1988), Boston Celtics (1988)
MOHAMMED, Nazr – Philadelphia 76ers (1999-2001), Atlanta Hawks (2001-04), New York Knicks (2004-05), San Antonio Spurs (2005-06), Detroit Pistons (2007), Charlotte Bobcats (2008-11), Oklahoma City Thunder (2011-12)
MORRIS, Randolph – New York Knicks (2007-08), Atlanta Hawks (2009-10)
NASH, Cotton – Los Angeles Lakers (1965), San Francisco Warriors (1965), Kentucky Colonels [ABA] (1968)
NOEL, Paul – New York Knicks (1948-50),Rochester Royals (1951-52)
ORTON, Daniel – Orlando Magic (2011-12)
PADGETT, Scott – Utah Jazz (2000-03), Houston Rockets (2004-05), New Jersey Nets (2006)
PATTERSON, Patrick – Houston Rockets (2011-12)
PARKINSON, Jack – Indianapolis Olympians (1950)
PAYNE, Tom – Atlanta Hawks (1972)
POPE, Mark – Indiana Pacers (1998-99), Milwaukee Bucks (2001-02), Denver Nuggets (2004-05)
PRATT, Mike – Kentucky Colonels [ABA] (1971-72)
PRINCE, Tayshaun – Detroit Pistons (2003-12)
RAMSEY, Frank – Boston Celtics (1955-64)
RILEY, Pat – San Diego Rockets (1968-70), Los Angeles Lakers (1971-76), Phoenix Suns (1976)
ROBEY, Rick – Indiana Pacers (1979), Boston Celtics (1979-83), Phoenix Suns (1984-86)
ROLLINS, Kenny – Chicago Stags (1949-50), Boston Celtics (1953)
RONDO, Rajon – Boston Celtics (2007-12)
SHEPPARD, Jeff – Atlanta Hawks (1999)
SMITH, Adrian – Cincinnati Royals (1962-70), San Francisco Warriors (1970-71), Virginia Squires [ABA] (1972)
STEELE, Larry – Portland Trail Blazers (1972-80)
TINGLE, Jack – Washington Capitols (1948), Minneapolis Lakers (1949)
TSIOROPOULOS, Lou – Boston Celtics (1957-59)
TURNER, Wayne – Boston Celtics (2000)
TURPIN, Melvin – Cleveland Cavaliers (1985-87), Utah Jazz (1988), Washington Bullets (1990)
WALKER, Antoine – Boston Celtics (1997-2003, 2005), Dallas Mavericks (2004), Atlanta Hawks (2005), Miami Heat (2006-07), Minneapolis Timberwolves (2008), Memphis Grizzlies (2009)
WALKER, Kenny – New York Knicks (1987-91), Washington Bullets (1994-95)
WALL, John – Washington Wizards (2011-12)
WATSON, Bobby – Milwaukee Hawks (1955)
WHITAKER, Lucian – Boston Celtics (1955)

Wildcat NBA Champions

NOEL, Paul – Rochester Royals (1951)
TSIOROPOULOS, Lou – Boston Celtics (1957, '59)
RAMSEY, Frank – Boston Celtics (1957, '59, '60-'64)
HAGAN, Cliff – St. Louis Hawks (1958)
RILEY, Pat – Los Angeles Laker (1972; Coach- 1982, '85, '87, '88); Miami Heat (Coach-2006)
STEELE, Larry – Portland Trailblazers (1977)
GREVEY, Kevin – Washington Bullets (1978)
ROBEY, Rick – Boston Celtics (1981)
PRINCE, Tayshaun – Detroit Pistons (2004)
MOHAMMED, Nazr – San Antonio Spurs (2005)
ANDERSON, Derek – Miami Heat (2006)
WALKER, Antoine – Miami Heat (2006)
RONDO, Rajon – Boston Celtics (2008)



KENTUCKY IN THE NBA DRAFT

Year	Rnd	Pick	Name	Team
1947			Jack Tingle	Washington Capitols
1948			Joe Holland	Baltimore Bullets
			Jack Parkinson	Washington Capitols
			Kenny Rollins	Fort Wayne Pistons
1949			Cliff Barker	Indianapolis Olympians
			Ralph Beard	Chicago Stags
			Alex Groza	Indianapolis Olympians
			Wah Wah Jones	Washington Capitols
1950			Dale Barnstable	Boston Celtics
			Jim Line	Indianapolis Olympians
1952			Bobby Watson	Milwaukee Hawks
			Lucian Whitaker	Indianapolis Olympians
1953			Cliff Hagan	Boston Celtics
			Frank Ramsey	Boston Celtics
			Lou Tsioropoulos	Boston Celtics
1955	5	34	Bill Evans	Rochester Royals
1956			Jerry Bird	Minneapolis Lakers
			Bob Burrow	Rochester Royals
			Phil Grawemeyer	Minneapolis Lakers
1957	10	73	Jerry Calvert	Philadelphia Warriors
1958	2	10	Vernon Hatton	Cincinnati Royals
	4	37	Johnny Cox*	New York Knicks
	15	86	Adrian Smith	Cincinnati Royals
1959	4	30	Johnny Cox*	New York Knicks
1960	4	32	Sid Cohen	Boston Celtics
	6	48	Roger Newman*	Boston Celtics
	7	53	Bennie Coffman	Syracuse Nationals
	18	92	Don Mills	Cincinnati Royals
1961	5	45	Billy Ray Lickert	Los Angeles Lakers
	5	64	Roger Newman*	Syracuse Nationals
	13	102	Ned Jennings	New York Knicks
1962	8	61	Larry Pursiful	Chicago Zephyrs
1964	2	12	Cotton Nash	Los Angeles Lakers
1966	3	24	Tommy Kron	St. Louis Hawks
1967	1	7	Pat Riley	San Diego Rockets
	4	38	Louie Dampier	Cincinnati Royals
1968	5	60	Thad Jaracz	Boston Celtics
	9	119	Cliff Berger	Milwaukee Bucks
1969	10	139	Phil Argento	Los Angeles Lakers
1970	8	122	Dan Issel	Detroit Pistons
	8	130	Mike Casey	Chicago Bulls
1971	1	2	Tom Payne**	Atlanta Hawks
	3	37	Larry Steele	Portland Trail Blazers
	10	163	Jim Dinwiddie	Philadelphia 76ers
1972	6	83	Tom Parker	Cleveland Cavaliers
	10	146	Kent Hollenbeck	Detroit Pistons
1973	7	107	Jim Andrews	Seattle Supersonics
1975	1	18	Kevin Grevey	Washington Bullets
	2	36	Jimmy Dan Conner	Phoenix Suns
	3	49	Bob Guyette	K.C.-Omaha Kings
	7	113	Mike Flynn	Philadelphia 76ers
1977	2	24	Larry Johnson	Buffalo Braves
1978	1	3	Rick Robey	Indiana Pacers
	1	16	Jack Givens	Atlanta Hawks
	2	39	James Lee	Seattle Supersonics
	3	45	Mike Phillips	New Jersey Nets
1979	1	22	Kyle Macy	Phoenix Suns
	6	111	Truman Clayton	Detroit Pistons
1980	5	101	LaVon Williams	Cleveland Cavaliers
	9	183	Jay Shidler	Chicago Bulls
1981	6	127	Fred Cowan	Houston Rockets
1982	7	145	Chuck Verderber	Chicago Bulls
1983	2	33	Dirk Minniefield	Dallas Mavericks
	3	67	Derrick Hord	Cleveland Cavaliers
	6	134	Charles Hurt	Milwaukee Bucks
1984	1	2	Sam Bowie	Portland Trail Blazers
	1	6	Melvin Turpin	Washington Bullets
	4	81	Dickey Beal	Atlanta Hawks
	6	127	Jim Master	Atlanta Hawks
	8	163	Tom Heitz	Indiana Pacers
1986	1	5	Kenny Walker	New York Knicks
	5	115	Roger Harden	Los Angeles Lakers
1987	5	94	James Blackmon	New Jersey Nets
1988	1	8	Rex Chapman	Charlotte Hornets
	3	51	Rob Lock	Los Angeles Clippers
	3	60	Ed Davender	Washington Bullets
	3	64	Winston Bennett	Cleveland Cavaliers
1993	1	4	Jamal Mashburn	Dallas Mavericks
1994	2	31	Rodney Dent	Orlando Magic
1996	1	6	Antoine Walker	Boston Celtics
	1	16	Tony Delk	Charlotte Hornets
	1	19	Walter McCarty	New York Knicks
	2	52	Mark Pope	Indiana Pacers
1997	1	6	Ron Mercer	Boston Celtics
	1	13	Derek Anderson	Cleveland Cavaliers
1998	1	29	Nazr Mohammed	Utah Jazz
1999	1	28	Scott Padgett	Utah Jazz
2000	1	19	Jamaal Magloire	Charlotte Hornets
2002	1	23	Tayshaun Prince	Detroit Pistons
2003	2	43	Keith Bogans	Milwaukee Bucks
2006	1	21	Rajon Rondo	Phoenix Suns
2008	2	58	Joe Crawford	Los Angeles Lakers
2009	2	41	Jodie Meeks	Milwaukee Bucks
2010	1	1	John Wall	Washington Wizards
	1	5	DeMarcus Cousins	Sacramento Kings
	1	14	Patrick Patterson	Houston Rockets
	1	18	Eric Bledsoe	Oklahoma City Thunder
	1	29	Daniel Orton	Orlando Magic
2011	1	3	Enes Kanter	Utah Jazz
	1	8	Brandon Knight	Detroit Pistons
	2	45	Josh Harrellson	New Orleans Hornets
	2	53	DeAndre Liggins	Orlando Magic
2012	1	1	Anthony Davis	New Orleans Hornets
	1	2	Michael Kidd-Gilchrist	Charlotte Bobcats
	1	18	Terrence Jones	Houston Rockets
	1	29	Marquis Teague	Chicago Bulls
	2	42	Doron Lamb	Milwaukee Bucks
	2	46	Darius Miller	New Orleans Hornets

*-1st instance of name signifies junior-eligible draft

**-Selected second overall in 1971 NBA supplemental hardship draft

KENTUCKY IN THE NCAA

Kentucky's NCAA Tournament Tradition

Kentucky has made *52 appearances in the NCAA Tournament — more than any other school. Kentucky has captured the NCAA title eight times. Through the years, the Wildcats have racked up an impressive 111-46 NCAA Tournament record.

Totals:

52 appearances, won 111, lost 46; Eight NCAA Championships; Runner-up three times; 15 Final Four appearances; 34 Elite Eight appearances.

Years in NCAA Tourney:

1942-45-48-49-51-52-55-56-57-58-59-61-62-64-66-68-69-70-71-72-73-75-77-78-80-81-82-83-84-85-86-87-*-92-93-94-95-96-97-98-99-00-01-02-03-04-05-06-07-08-10-11-12.

*1988 appearance vacated as part of NCAA sanctions.

Kentucky in the NCAA Record Books

The Wildcats hold numerous records in NCAA play, both as a team and individually. Here are the NCAA records held by the Wildcats:

Fewest Points Allowed (single game, since 1938):

6 — Kentucky (75) vs. Arkansas State, Jan. 8, 1945; and Tennessee (11) vs. Temple, Dec. 15, 1973

Fewest Field Goals (single game, since 1938):

2 — Arkansas State vs. Kentucky, Jan. 8, 1945; Duke vs. N.C. State, March 8, 1968

Most Rebounds (single game):

108 — Kentucky vs. Ole Miss, Feb. 8, 1964

Most Consecutive Homecourt Victories:

129 — Kentucky, from Jan. 4, 1943, to Jan. 8, 1955 (ended by Georgia Tech, 59-58)

Unbeaten Teams (since 1938, UK is one of 12 schools):

1954 — Kentucky (25-0)

30-Game Winners (UK has registered more 30-game winning seasons than any other school in the NCAA):

13; breakdown of 30-game winning seasons below:

38 — KENTUCKY, 2012
NCAA record
36 — KENTUCKY, 1948
35 — KENTUCKY, 1997
34 — KENTUCKY, 1947
32 — KENTUCKY, 1949
KENTUCKY, 1998
KENTUCKY, 1951
KENTUCKY, 2010
KENTUCKY, 1986
KENTUCKY, 2003
30 — KENTUCKY, 1978
KENTUCKY, 1996
KENTUCKY, 1993

Most Wins by a Coach in his First Year at a School:

35 — Tubby Smith, Kentucky, 1998 & John Calipari, Kentucky, 2010

NCAA BASKETBALL'S ELITE

NCAA Championships

1.	UCLA	11
2.	**KENTUCKY**	**8**
3.	Indiana	5
	North Carolina	5
5.	Duke	4

NCAA Final Fours

1.	North Carolina	18
2.	UCLA	17
3.	**KENTUCKY**	**15**
	Duke	15
5.	Kansas	14

NCAA Final Four Wins

1.	UCLA	25
2.	**KENTUCKY**	**18**
3.	Duke	15
	North Carolina	15
5.	Kansas	14

NCAA Tournament Appearances

1.	**KENTUCKY**	**52**
2.	North Carolina	43
3.	UCLA	42
4.	Kansas	41
5.	Louisville	38

Tournament Games

1.	**KENTUCKY**	**157**
2.	North Carolina	149
3.	Kansas	132
4.	UCLA	130
5.	Duke	128

Tournament Wins

1.	**KENTUCKY**	**111**
2.	North Carolina	108
3.	Duke	96
4.	UCLA	95
5.	Kansas	93

Tournament Winning Percentage

1.	Duke	.750 (96-32)
2.	UCLA	.731 (95-35)
3.	North Carolina	.725 (108-41)
4.	**KENTUCKY**	**.707 (111-46)**
5.	Kansas	.699 (93-40)

KENTUCKY IN THE NCAA TOURNAMENT

All-Time

Most Tournament Appearances: 52 – Kentucky
Most Tournament Games: 157 – Kentucky
Most Tournament Wins: 111 – Kentucky

Series

Most Assists in a Tournament: 143 – Kentucky, 1996 (6 games)
Most Blocks in a Tournament: 48 – Kentucky, 1998 (6 games)

Team

Fewest Points in a Final Four Game: 28 – Kentucky vs. Dartmouth (47), 1942
Most Blocks in a Tournament Game: 14 – Kentucky vs. UCLA, 1998
Most Blocks in a Tournament Game (Two Teams): 20 – Kentucky (14) vs. UCLA (6), 1998
Most Personal Fouls by Two Final Four Teams: 61 – Syracuse (30) vs. Kentucky (31), 1975

Individual

Highest FG%: 100.0% (Tied) - Kenny Walker (11-11) vs.Western Kentucky, 1986

Team – Championship Game

Largest Halftime Deficit Overcome: 10 – Kentucky (31) vs. Utah (41), 1998
Most Points Scored by Two Teams: 182 – Kentucky (94) vs. Duke (88), 1978
Most FG Made by Two Teams: 71 – UCLA (38) vs. Kentucky (33), 1975
Most 3FG: 12 – Kentucky vs. Syracuse, 1996 (12-27)
Most Disqualifications: 4 – Kentucky vs. Arizona, 1997
Most Blocks: 11 – Kentucky vs. Kansas, 2012

Individual – Championship Game

Blocks: 6 (Tied) – Anthony Davis vs. Kansas, 2012
Most 3FG: 7 (Tied) – Tony Delk (7-12) vs. Syracuse, 1996

Kenny Walker is among a select group who was perfect from the field (11-11) in an NCAA Tournament game.

NCAA Seasonal Statistical Champions — Kentucky

Won-Lost Pct.

1954 – 1.000 (25-0)
2012 – .950 (38-2)
1978 – .938 (30-2)
2003 – .889 (32-4)
2010 - .921 (35-3)

Scoring Offense

1952 – 82.3 ppg

Rebounds

1951 – 2,109

Scoring Margin

1949 – 24.3 ppg (68.2 – 43.9)
1951 – 22.2 ppg (74.7 – 52.5)
1952 – 26.9 ppg (82.3 – 55.4)
1954 – 27.2 ppg (87.5 – 60.3)
1957 – 14.8 ppg (84.2 – 69.4)
1995 – 18.4 ppg (87.4 – 69.0)
1996 – 22.1 ppg (91.4 – 69.4)
1997 – 20.3 ppg (83.1 – 62.8)
2012 – 16.8 ppg (77.4 - 60.6)

FG Pct.

1983 – .556

3FG Made

1990 – 10.04 pg

Assists

1996 – 21.8 pg
1997 – 19.4 pg

Blocked Shots

2012 – 8.6 bpg

FG Pct. Defense

2012 – 37.4

All-Time Winningest Teams

[Min. 25 Years in Division I]

	School Name	First Year	Yrs.	Won	Lost	Tied	Pct.
1.	**Kentucky**	**1903**	**109**	**2,090**	**649**	**1**	**.763**
2.	Kansas	1899	114	2,070	806	0	.718
3.	North Carolina	1911	102	2,065	734	0	.738
4.	Duke	1906	107	1,971	834	0	.703
5.	Syracuse	1901	111	1,844	822	0	.692
6.	Temple	1895	116	1,790	982	0	.646
7.	St. John's (N.Y.)	1908	105	1,737	915	0	.655
8.	UCLA	1920	93	1,728	769	0	.692
9.	Notre Dame	1898	114	1,723	939	1	.647
10.	Penn	1897	112	1,697	999	2	.629
11.	Indiana	1901	112	1,690	959	0	.638
12.	Utah	1909	104	1,670	918	0	.645
13.	Illinois	1906	107	1,667	897	0	.650
14.	BYU	1903	110	1,666	1,014	0	.622
15.	Washington	1896	110	1,665	1,079	0	.607
16.	Louisville	1912	98	1,662	864	0	.658
17.	Texas	1906	106	1,658	977	0	.629
18.	Western Kentucky	1915	93	1,655	828	0	.667
19.	Purdue	1897	114	1,642	954	0	.633
20.	Oregon State	1902	111	1,640	1,233	0	.571
21.	Cincinnati	1902	111	1,624	951	0	.631
22.	West Virginia	1904	103	1,621	1,005	0	.617
23.	Princeton	1901	112	1,619	1,014	0	.615
24.	Arizona	1905	107	1,618	892	0	.645
25.	North Carolina St.	1913	100	1,593	969	0	.623

All-Time Winning Percentage

[Min. 25 Years in Division I]

	School Name	First Year	Yrs.	Won	Lost	Tied	Pct.
1.	**Kentucky**	**1903**	**109**	**2,090**	**649**	**1**	**.763**
2.	North Carolina	1911	102	2,065	734	0	.738
3.	Kansas	1899	114	2,070	806	0	.718
4.	Duke	1906	107	1,971	834	0	.703
5.	Syracuse	1901	111	1,844	822	0	.692
	UCLA	1920	93	1,728	769	0	.692
	UNLV	1920	93	1,728	769	0	.692
8.	Western Kentucky	1915	93	1,655	828	0	.667
9.	Louisville	1912	98	1,662	864	0	.658
10.	St. John's (N.Y.)	1908	105	1,737	915	0	.655
11.	Illinois	1906	107	1,667	897	0	.650
12.	Notre Dame	1898	114	1,723	939	1	.647
13.	Temple	1895	116	1,790	982	0	.646
14.	Arizona	1905	107	1,618	892	0	.645
	Utah	1909	104	1,670	918	0	.645
16.	Missouri St.	1909	100	1,564	854	0	.643
17.	Murray St.	1926	87	1,480	825	0	.642
18.	Connecticut	1901	109	1,569	878	0	.641
19.	Arkansas	1924	89	1,537	867	0	.639
	VCU	1971	42	791	446	0	.639
21.	Indiana	1901	112	1,690	959	0	.638
	Villanova	1921	92	1,564	889	0	.638
23.	Weber St.	1963	50	915	528	0	.634
24.	Purdue	1897	114	1,642	954	0	.633
25.	Cincinnati	1902	111	1,624	951	0	.631

UK'S NCAA TOURNAMENT GAME HIGHS

Team Points

113, Mount Saint Mary's (1995, 1st Round)
110, San Jose State (1996, 1st Round)
109, Notre Dame (1970, Sweet 16)
106, Florida State (1993, Elite 8)
106, Iowa State (1992, 2nd Round)
106, Austin Peay (1973, Sweet 16) [OT]

by Opponent

107 by Western Kentucky (1971, Sweet 16)
106 by Jacksonville (1970, Elite 8)
104 by Duke (1992, Elite 8) [OT]

Winning Margin

+46, Mount St. Mary's, 1995 (1st Round) [113-67]
+44, Rider, 1993 (1st Round) [96-52]
+38, Montana, 1997 (1st Round) [92-54]
+38, San Jose State, 1996 (1st Round) [110-72]
+34, Wake Forest, 1993 (Sweet 16) [103-69]
+33, Notre Dame, 1958 (Elite 8) [89-56]

Individual Points

44, Dan Issel vs. Notre Dame (1970, Sweet 16)
41, Tayshaun Prince vs. Tulsa (2002, 2nd Round)
41, Jack Givens vs. Duke (1978, Finals)
36, Dan Issel vs. Miami, Ohio (1969, Reg. Cons.)
36, Dan Issel vs. Marquette (1968, Sweet 16)

by Opponent

52 by Austin Carr, Notre Dame (1970, Sweet 16)
36 by Henry Finkel, Dayton (1966, Sweet 16)
35 by Jim McDaniels, Western Kentucky (1971, Sweet 16)
34 by Carl Cain, Iowa (1956, Elite 8)
33 by Kent Benson, Indiana (1975, Elite 8)
33 by Jerry Lucas, Ohio State (1962, Elite 8)
33 by Jerry Lucas, Ohio State (1961, Elite 8)

Field Goals

18, Jack Givens vs. Duke (1978 Championship) [27 attempts]
17, Dan Issel vs. Notre Dame (1970 Sweet 16) [28 attempts]
15, Jim Andrews vs. Austin Peay (1973 Sweet 16) [19 attempts]
14, Tayshaun Prince vs. Tulsa (2002 2nd Round) [21 attempts]
14, Dan Issel vs. Marquette (1968 Sweet 16) [18 attempts]
14, Louie Dampier vs. Dayton (1966 Sweet 16) [23 attempts]
14, Bob Burrow vs. Wayne State (1956 Sweet 16)

by Opponent

22 by Austin Carr, Notre Dame (1970, 1st Round) [35 attempts]
15 by Henry Finkel, Dayton (1966, Sweet 16) [26 attempts]

Field Goal Attempts

30, Kevin Grevey vs. UCLA (1975 Championship) [13 made]
29, Bill Spivey vs. Kansas State (1951 Championship) [9 made
28, Dan Issel vs. Notre Dame (1970 Sweet 16) [17 made]
27, Jack Givens vs. Duke (1978 Championship) [18 made]
27, Pat Riley vs. Michigan (1966 Elite 8) [13 made]
27, Cotton Nash vs. Loyola (1964 Reg. Cons.) [11 made]

by Opponent

35 by Austin Carr, Notre Dame (1970, 1st Round) [22 made]
32 by Elgin Baylor, Seattle (1958, Nat. Championship) [9 made]
31 by James Williams, Austin Peay (1973, Sweet 16) [13 made]
29 by Don Hennon, Pittsburgh (1957, Sweet 16) [11 made]
26 by Ron Carter, VMI (1977, Sweet 16) [13 made]
26 by Henry Finkel, Dayton (1966, Sweet 16) [15 made]
26 by Bob Brown, Louisville (1951, 1st Round) [7 made]

Field Goal Percentage (min. 8 attempts)

1.000, Kenny Walker vs. W. Kentucky (1986, 2nd Round) [11-11]
.909, Travis Ford vs. Wake Forest (1993, Sweet 16) [10-11]
.900, DeMarcus Cousins vs. Wake Forest (2010, 2nd Rd.) [9-10]
.900, Patrick Patterson vs. E. Tenn. State (2010, 1st Rd.) [9-10]
.875, Josh Harrellson vs. Princeton (2011, 2nd Rd.) [7-8]
.875, Anthony Davis vs. Louisville (2012, Final Four) [7-8]

by Opponent

1.000 by Christian Laettner, Duke (1992, Elite 8) [10-of-10]
.900 by Ben Caton, Utah (1996, Sweet 16) [9-of-10]
.875 by Ric Cobb, Marqutte (1969, Sweet 16) [7-of-8]
.818 by Randy Ayers, Miami, Ohio (1978, Sweet 16) [9-of-11]

3-Point Field Goals

8, Eric Bledsoe vs. E. Tenn. State (2010, 1st Rd.) [9 attempts]
7, Tony Delk vs. Syracuse (1996 Championship) [12 attempts]
6, Tayshaun Prince vs. Tulsa (2002 2nd Round) [8 attempts]
6, Tayshaun Prince vs. Iowa (2001 2nd Round) [8 attempts]
5, 13 players (Last Doron Lamb 2012 3rd Round) [7 attempts]

by Opponent

6 by David Bluthenthal, USC (2001, Sweet 16) [9 attempts]
6 by Dean Oliver, Iowa (2001, 2nd Round) [9 attempts]
6 by Jeff Boschee, Kansas (1999, 2nd Round) [18 attempts]
6 by Tyler Brown, S. Carolina St. (1998, 1st Round) [10 attempts]

3-Point Field Goals Attempts

14, Tony Delk vs. North Carolina (1995 Elite 8) [5 made]
12, Scott Padgett vs. Arizona (1997 Championship) [3 made]
12, Tony Delk vs. Syracuse (1996 Championship) [7 made]



1978 Final Four MVP Jack Givens.

12, Tony Delk vs. Marquette (1994 2nd Round) [5 made]
11, Brandon Knight vs. UNC (2011 2nd Round) [5 made]

by Opponent
18 by Jeff Boschee, Kansas (1999, 2nd Round) [6 made]

3-Point Field Goal Percentage (min. 5 attempts)

1.000, Jamal Mashburn vs. Wake Forest (1993, Sweet 16) [5-5]
.889, Eric Bledsoe vs. E. Tenn. State (2010 1st Rd.) [8-9]
.833, Cameron Mills vs. St. Joseph's (1997, Sweet 16) [5-6]
.833, Travis Ford vs. Wake Forest (1993, Sweet 16) [5-6]
.800, John Pelphrey vs. Iowa State (1992, 2nd Round) [4-5]

by Opponent
.833 by Shannon Brown, Michigan State (2005, Elite 8) [5-of-6]
.714 by Kirk Penney, Wisconsin (2003, Sweet 16) [5-of-7]
.667, five players

Free Throws

17, Roger Newman vs. Ohio State (1961 Elite 8) [22 attempts]
13, Scott Padgett vs. Kansas (1999 2nd Round) [17 attempts]
13, Rodrick Rhodes vs. Tenn. St. (1994 1st Round) [19 attempts]
13, Ed Davender vs. Maryland (1988 2nd Round) [14 attempts]
13, Kenny Walker vs. Washington (1985 1st Round) [15 attempts]

by Opponent
16 by John Riser, Pittsburgh (1957, Sweet 16) [17 attempts]
15 by Ron Bayless, Iowa State (1992, 2nd Round) [16 attempts]
14 by Miles Simon, Arizona (1997 Championship) [17 attempts]
14 by Dean Meminger, Marquette (1971, Reg. Consol.) [17 att.]
14 by Jim Coleman, Loyola (1964, Elite 8) [17 attempts]

Free Throw Attempts

22, Roger Newman vs. Ohio State (1961 Elite 8) [17 made]
19, Rodrick Rhodes vs. Tenn. St. (1994 1st Round) [13 made]
17, Scott Padgett vs. Kansas (1999 2nd Round) [13 made]
15, Kenny Walker vs. Washington (1985 1st Round) [13 made]
15, Vernon Hatton vs. Seattle (1958 Championship) [12 made]

by Opponent
18 by Robert Kendrick, Wayne State (1956 Sweet 16) [10 made]
17 by Miles Simon, Arizona (1997 Championship) [14 made]
17 by Dean Meminger, Marquette (1971, Reg. Consolation) [14 made]
17 by Jim Coleman, Loyola (1964, Elite 8) [14 made]
17 by John Riser, Pittsburgh (1957, Sweet 16) [16 made]

Free Throw Percentage (min. 8 attempts)

1.000, Dan Issel vs. Miami, Ohio (1969, Reg. Cons.) [12-of-12]
1.000, Bobby Perry vs. UAB (2006, 1st Round) [10-of-10]
1.000, Mike Casey vs. Marquette (1969, Sweet 16) [10-of-10]
1.000, Cliff Hawkins vs. Utah (2003, 2nd Round) [8-of-8]
1.000, Nazr Mohammed vs. S. Carolina St. (1998, 1st Round) [8-of-8]
1.000, Derek Anderson vs. Utah (1996, Sweet 16) [8-of-8]
1.000, Travis Ford vs. Tennessee State (1994, 1st Round) [8-of-8]
1.000, Adrian Smith vs. Notre Dame (1958, Elite 8) [8-of-8]
1.000 Doron Lamb vs. Indiana (2012, Sweet 16) [8-of-8]

by Opponent

1.000 by Jim McDaniels, W. Kentucky (1971 Sweet 16) [11-of-11]
1.000 by Christian Laettner, Duke (1992 Elite 8) [10-of-10]
1.000 by Justin Thigpen, Iowa State (1992, 2nd round) [9-of-9]
1.000 by Arthur Lee, Stanford (1998 Championship) [9-of-9]
1.000 by Otto Petty, Florida State (1972, Elite 8) [9-of-9]
1.000 by Cazzie Russell, Michigan (1966 Elite 8) [9-of-9]
1.000 by Marc Jackson, Utah (2003, 2nd Round) [8-of-8]
1.000 by Oliver Robinson, UAB (1981, 2nd Round) [8-of-8]
1.000 by Mike Gminski, Duke (1978, Championship) [8-of-8]
1.000 by Steve Krafcisin, North Carolina (1977, Sweet 16) [8-of-8]
1.000 by Quincy Acy, Baylor (2012, Elite 8) ([8-of-8]

Rebounds

21, Bill Spivey vs. Kansas State (1951, Finals)
16, Jim Andrews vs. Marquette (1972, Sweet 16)
16, Dan Issel vs. Marquette (1968, Sweet 16)
16, Bill Lickert vs. Morehead State (1961, Sweet 16)
16, Johnny Cox vs. Seattle (1958, Finals)
16, Ed Beck vs. Michigan State (1957, Elite 8)
16, Bill Spivey vs. Illinois (1951, Final Four)

by Opponent

30 by Jerry Lucas, Ohio State (1961, Elite 8)
23 by Kent Benson, Indiana (1975, Elite 8)
20 by Artis Gilmore, Jacksonville (1970, Elite 8)
19 by Elgin Baylor, Seattle (1958, National Championship)
18 by Caswell Cyrus, St. Bonaventure (2000, 1st Round)
18 by Howard Jackson, Austin Peay (1973, Sweet 16)
18 by Les Hunter, Loyola (1964, Regional Consolation)
18 by Johnny Green, Michigan State (1957, Sweet 16)
18 by Bob Lochmuller, Louisville (1951, 1st Round)

Assists

14, Dicky Beal vs. BYU (1984, 2nd Round)
11, John Wall vs. E. Tennessee State (2010, 1st Round)
9, Wayne Turner vs. Saint Louis (1998, 2nd Round)
9, Sean Woods vs. Duke (1992, Elite 8) [OT]
9, Sean Woods vs. Iowa State (1992, 2nd Round)
9, Roger Harden vs. Alabama (1986, Sweet 16)
9, Dicky Beal vs. Louisville (1984, Sweet 16)
9, Scotty Baesler vs. Ohio State (1962, Elite 8)

by Opponent

14 by Andre McCarter, UCLA (1975, National Championship)
12 by Edgar Padilla, Massachusetts (1996, Final Four)
11 by Dwayne Wade, Marquette (2003, Elite 8)
11 by Mateen Cleaves, Michigan State (1999, Elite 8)
11 by Bruce Douglass, Illinois (1984, Elite 8)

Blocks

7, Anthony Davis vs. Western Kentucky (2012, 2nd Round)
6, Anthony Davis vs. Kansas (2012, National Championship)
6, Anthony Davis vs. Indiana (2012, Sweet 16)
6, Jamaal Magloire vs. UCLA (1998, Sweet 16)
6, Nazr Mohammed vs. UCLA (1998, Sweet 16)
4, DeMarcus Cousins vs. E. Tennessee State (2010, 1st Round)
4, Jamaal Magloire vs. Saint Louis (1998, 2nd Round)
4, Jamaal Magloire vs. Montana (1997, 1st Round)
4, Mark Pope vs. San Jose State (1996, 1st Round)
4, Andre Riddick vs. Rider (1993, 1st Round)
4, Melvin Turpin vs. Middle Tennessee State (1982, 1st Round)

Steals

6, Anthony Epps vs. San Jose State (1996, 1st Round)
6, Antoine Walker vs. San Jose State (1996, 1st Round)
6, Dicky Beal vs. Louisville (1984, Sweet 16)
5, Patrick Sparks vs. Connecticut (2006, 2nd Round)
5, Rajon Rondo vs. Eastern Kentucky (2005, 1st Round)
5, Anthony Epps vs. Minnesota (1997, Final 4)
5, Wayne Turner vs. Minnesota (1997, Final 4)
5, Wayne Turner vs. Utah (1997, Elite 8)
5, Wayne Turner vs. Montana (1997, 1st Round)
5, Anthony Epps vs. Tulane (1995, 2nd Round)
5, Rodrick Rhodes vs. Tennessee State (1994, 1st Round)

YEAR-BY-YEAR IN THE NCAA

1942	New Orleans	Illinois (RS)	46-44	W	
		Dartmouth (RF)	28-47		L
1945	New York	Ohio State (RS)	37-45		L
		Tufts (Cons.)	66-56	W	
1948	New York	Columbia (RS)	76-53	W	
		Holy Cross (RF)	60-52	W	
		Baylor (NF)	58-42	W	
1949	New York	Villanova (RS)	85-72	W	
		Illinois (RF)	76-47	W	
	Seattle	Oklahoma State (NF)	46-36	W	
1951	Raleigh	Louisville (1st)	79-68	W	
	New York	St. John's (RS)	59-43	W	
		Illinois (RF)	76-74	W	
	Minneapolis	Kansas State (NF)	68-58	W	
1952	Raleigh	Penn State (RS)	82-54	W	
		St. John's (RF)	57-64		L
1955	Evanston	Marquette (RS)	71-79		L
		Penn State (Cons.)	84-59	W	
1956	Iowa City	Wayne State (RS)	84-64	W	
		Iowa (RF)	77-89		L
1957	Lexington	Pittsburgh (RS)	98-92	W	
		Michigan State (RF)	68-80		L
1958	Lexington	Miami, Ohio (RS)	94-70	W	
		Notre Dame (RF)	89-56	W	
	Louisville	Tempe (NS)	61-60	W	
		Seattle (NF)	84-72	W	
1959	Evanston	Louisville (RS)	61-76		L
		Marquette (Cons.)	98-69	W	
1961	Louisville	Morehead State (RS)	71-64	W	
		Ohio State (RF)	74-87		L
1962	Iowa City	Butler (RS)	81-60	W	
		Ohio State (RF)	64-74		L
1964	Minneapolis	Ohio (RS)	69-85		L
		Loyola, Chi. (Cons.)	91-100		L
1966	Iowa City	Dayton (RS)	86-79	W	
		Michigan (RF)	84-77	W	
	College Park	Duke (NS)	83-79	W	
		UTEP (NF)	65-72		L
1968	Lexington	Marquette (RS)	107-89	W	
		Ohio State (RF)	81-82		L
1969	Madison	Marquette (RS)	74-81		L
		Miami, Ohio (Cons.)	72-71	W	
1970	Columbus	Notre Dame (RS)	109-99	W	
		Jacksonville (RF)	100-106		L
1971	Athens	Western Kentucky (RS)	83-107		L
		Marquette (Cons.)	74-91		L
1972	Dayton	Marquette (RS)	85-69	W	
		Florida State (RF)	54-73		L
1973	Nashville	Austin Peay (RS) [OT]	106-100	W	
		Indiana (RF)	65-72		L
1975	Tuscaloosa	Marquette (1st)	76-54	W	
	Dayton	Central Michigan (RS)	90-73	W	
		Indiana (RF)	92-90	W	
	San Diego	Syracuse (NS)	95-79	W	
		UCLA (NF)	85-92		L
1977	Philadelphia	Princeton (1st)	72-58	W	
	College Park	VMI (RS)93-78	W		
		North Carolina (RF)	72-79		L
1978	Knoxville	Florida State (1st)	85-76	W	
	Dayton	Miami, Ohio (RS)	91-69	W	
		Michigan State (RF)	52-49	W	
	St. Louis	Arkansas (NS)	64-59	W	
		Duke (NF)	94-88	W	
1980[1]	Bowling Green	Florida State[8] (2nd)	97-78	W	
	Lexington	Duke[4] (RS)	54-55		L
1981[2]	Tuscaloosa	UAB[7] (2nd)	62-69		L
1982[6]	Nashville	Middle Tennessee[11] (1st)	44-50		L
1983[3]	Tampa	Ohio[11] (2nd)	57-40	W	
	Knoxville	Indiana[2] (RS)	64-59	W	
		Louisville[1] (RF) [OT]	68-80		L
1984[1]	Birmingham	BYU[8] (2nd)	93-68	W	
	Lexington	Louisville[5] (RS)	72-67	W	
		Illinois[2] (RF)	54-51	W	
	Seattle	Georgetown[1] (NS)	40-53		L
1985[12]	Salt Lake City	Washington[5] (1st)	66-58	W	
		UNLV[4] (2nd)	64-61	W	
	Denver	St. John's[1] (RS)	70-86		L
1986[1]	Charlotte	Davidson[16] (1st)	75-55	W	
		Western Ky.[8] (2nd)	71-64	W	
	Atlanta	Alabama[5] (RS)	68-63	W	
		LSU[11] (RF)	57-59	L	
1987[8]	Atlanta	Ohio State[9] (1st)	77-91		L
•1988[2]	Cincinnati	Southern[15] (1st)	99-84	W	
		Maryland[7] (2nd)	90-81	W	
	Birmingham	Villanova[6] (RS)	74-80		L
1992[2]	Worcester	Old Dominion[15] (1st)	88-69	W	
		Iowa State[10] (2nd)	106-98	W	
	Philadelphia	Massachusetts (RS)	87-77	W	
		Duke (RF) [OT]	103-104		L
1993[1]	Nashville	Rider[16] (1st)	96-52	W	
		Utah[8] (2nd)	83-62	W	
	Charlotte	Wake Forest[5] (RS)	103-69	W	
		Florida State[3] (RF)	106-81	W	
	New Orleans	Michigan[1] (NS) [OT]	78-81		L

1994[3]	St. Petersburg	Tennessee State[14] (1st)	83-70	W	
		Marquette[6] (2nd)	63-75		L
1995[1]	Memphis	Mt. St. Mary's[16] (1st)	113-67	W	
		Tulane[9] (2nd)	82-60	W	
	Birmingham	Arizona State[5] (RS)	97-73	W	
		North Carolina[2] (RF)	61-74		L
1996[1]	Dallas	San Jose State[16] (1st)	110-72	W	
		Virginia Tech[9] (2nd)	84-60	W	
	Minneapolis	Utah[4] (RS)	101-70	W	
		Wake Forest[2] (RF)	83-63	W	
	E. Rutherford	Massachusetts[1] (NS)	81-74	W	
		Syracuse[4] (NF)	76-67	W	
1997[1]	Salt Lake City	Montana[16] (1st)	92-54	W	
		Iowa[8] (2nd)	75-69	W	
	San Jose	St. Joseph's[4] (RS)	83-68	W	
		Utah[2] (RF)	72-59	W	
	Indianapolis	Minnesota[1] (NS)	78-69	W	
		Arizona[4] (NF) [OT]	79-84		L
1998[2]	Atlanta	S.C. State[15] (1st)	82-67	W	
		Saint Louis[10] (2nd)	88-61	W	
	St. Petersburg	UCLA[6] (RS)	94-68	W	
		Duke[1] (RF)	86-84	W	
	San Antonio	Stanford[3] (NS) [OT]	86-85	W	
		Utah[3] (NF)	78-69	W	
1999[3]	New Orleans	New Mexico State[14] (1st)	82-60	W	
		Kansas[6] (2nd) [OT]	92-88	W	
	St. Louis	Miami, Ohio[10] (RS)	58-43	W	
		Michigan State[1] (RF)	66-73		L
2000[5]	Cleveland	St. Bonaventure[12] (1st) [2OT]	85-80	W	
		Syracuse[4]	50-52		L
2001[2]	Long Island	Holy Cross[15] (1st)	72-68	W	
		Iowa[7] (2nd)	92-79	W	
	Philadelphia	Southern Cal[6] (RS)	76-80		L
2002[4]	St. Louis	Valparaiso[13] (1st)	83-68	W	
		Tulsa[12] (2nd)	87-82	W	
	Syracuse	Maryland[1] (RS)	68-78		L
2003[1]	Nashville	IUPUI[16] (1st)	95-64	W	
		Utah[9] (2nd)	74-54	W	
	Minneapolis	Wisconsin[5] (RS)	63-57	W	
		Marquette[3] (RF)	69-83		L
2004[1]	Columbus	Florida A&M[16] (1st)	96-76	W	
		UAB[9] (2nd)	75-76		L
2005[2]	Indianapolis	Eastern Kentucky[15] (1st)	72-64	W	
		Cincinnati[7] (2nd)	69-60	W	
	Austin	Utah[6] (RS)	62-52	W	
		Michigan State[5] (RF) [2OT]	88-94		L
2006[8]	Philadelphia	UAB[9] (1st)	69-64	W	
		Connecticut[1] (2nd)	83-87		L
2007[8]	Chicago	Villanova[9] (1st)	67-58	W	
		Kansas[1] (2nd)	76-88		L
2008[11]	Anaheim	Marquette[6] (1st)	66-74		L
2010[1]	New Orleans	East Tennessee State[16] (1st)	100-71	W	
	New Orleans	Wake Forest[9] (2nd)	90-60	W	
	Syracuse	Cornell[12] (RS)	62-45	W	
	Syracuse	West Virginia[2] (RF)	66-73		L
2011[4]	Tampa	Princeton[13] (2nd)	59-57	W	
	Tampa	West Virginia[5] (3rd)	71-63	W	
	Newark	Ohio State[1] (RS)	62-60	W	
	Newark	North Carolina[2] (RF)	76-69	W	
	Houston	Connecticut[3] (NS)	55-56		L
2012[1]	Louisville	Western Kentucky[16] (2nd)	81-66	W	
	Louisville	Iowa State[9] (3rd)	87-71	W	
	Atlanta	Indiana[4] (RS)	102-90	W	
	Atlanta	Baylor[3] (RF)	82-70	W	
	New Orleans	Louisville[4] (NS)	69-61	W	
	New Orleans	Kansas[2](NF)	67-59	W	

• as part of sanctions imposed by the NCAA, UK had to erase from its records the three games played in the NCAA Tournament: a 99-84 win over Southern, a 90-81 win over Maryland and an 80-74 loss to Villanova.

WHAT'S WHAT?

UK Seed → 1998[2]; Site → Atlanta; Opp. Seed → S.C. State[15] (1st); Round → 82-67 W

UK vs. NCAA TOURNAMENT OPPONENTS



Opponent	First Meeting	Last Meeting	W-L
Alabama	1986		1-0
UAB	1981	2006	1-2
Arizona	1997		0-1
Arizona State	1995		1-0
Arkansas	1978		1-0
Austin Peay	1973		1-0
Baylor	1948	2012	2-0
BYU	1984		1-0
Butler	1962		1-0
Central Michigan	1975		1-0
Cincinnati	2005		1-0
Columbia	1948		1-0
Connecticut	2006	2011	0-2
Cornell	2010		1-0
Dartmouth	1942		0-1
Davidson	1986		1-0
Dayton	1966		1-0
Duke	1966	1998	3-2
Eastern Kentucky	2005		1-0
East Tennessee State	2010		1-0
Florida A&M	2004		1-0
Florida State	1972	1993	3-1
Georgetown	1984		0-1
Holy Cross	1948	2001	2-0
Illinois	1942	1984	4-0
Indiana	1973	2012	3-1
IUPUI	2003		1-0
Iowa	1956	2001	2-1
Iowa State	1992	2012	2-0

Opponent	First Meeting	Last Meeting	W-L
Jacksonville	1970		0-1
Kansas	1999	2012	2-1
Kansas State	1951		1-0
LSU	1986		0-1
Louisville	1951	2012	3-2
Loyola, Ill.	1964		0-1
Marquette	1955	2008	4-6
Maryland	2002		0-1
Massachusetts	1992	1996	2-0
Miami, Ohio	1958	1999	4-0
Michigan	1966	1993	1-1
Michigan State	1957	2005	1-3
Middle Tennessee	1982		0-1
Minnesota	1997		1-0
Montana	1997		1-0
Morehead State	1961		1-0
Mount St. Mary's	1995		1-0
UNLV	1985		1-0
New Mexico State	1999		1-0
North Carolina	1977	2011	1-2
Notre Dame	1958	1970	2-0
Ohio	1964	1983	1-1
Ohio State	1945	2011	1-5
Oklahoma State	1949		1-0
Old Dominion	1992		1-0
Penn State	1952	1955	2-0
Pittsburgh	1957		1-0
Princeton	1977	2011	2-0
Rider	1993		1-0

Opponent	First Meeting	Last Meeting	W-L
St. Bonaventure	2000		1-0
St. John's	1951	1985	1-2
St. Joseph's	1997		1-0
Saint Louis	1998		1-0
San Jose State	1996		1-0
Seattle	1958		1-0
South Carolina St.	1998		1-0
Southern Cal	2001		0-1
Stanford	1998		1-0
Syracuse	1975	2000	2-1
Temple	1958		1-0
Tennessee State	1994		1-0
UTEP	1966		0-1
Tufts	1945		1-0
Tulane	1995		1-0
Tulsa	2002		1-0
UCLA	1975	1998	1-1
Utah	1993	2005	6-0
Valparaiso	2002		1-0
Villanova	1949	2007	2-0
VMI	1977		1-0
Virginia Tech	1996		1-0
Wake Forest	1993	2010	3-0
Washington	1985		1-0
Wayne	1956		1-0
West Virginia	2010	2011	1-1
Western Kentucky	1971	2012	2-1
Wisconsin	2003		1-0
Totals			**111-46**

NCAA FINAL FOUR RESULTS

Year	Champion	Score	Runner-up	3rd Place	4th Place	Site of Finals	Coach of Champions	Outstanding Player
1939	Oregon	46-33	Ohio State	*Oklahoma	*Villanova	Evanston, Ill.	Howard Hobson, Oregon	None Selected
1940	Indiana	60-42	Kansas	*Duquesne	*Southern Cal	Kansas City, Mo.	Branch McCracken, Indiana	Marvin Huffman, Indiana
1941	Wisconsin	39-34	Washington State	*Pittsburgh	*Arkansas	Kansas City, Mo.	Harold Foster, Wisconsin	John Kotz, Wisconsin
1942	Stanford	53-38	Dartmouth	***Kentucky**	*Colorado	Kansas City, Mo.	Everett Dean, Stanford	Howard Dallmar, Stanford
1943	Wyoming	46-34	Georgetown	*Texas	*DePaul	New York	Everett Shelton, Wyoming	Ken Sailors, Wyoming
1944	Utah	42-40$	Dartmouth	*Iowa State	*Ohio State	New York	Vadal Peterson, Utah	Arnold Ferrin, Utah
1945	Oklahoma State	49-45	New York U.	*Arkansas	*Ohio State	New York	Henry Iba, Oklahoma State	Bob Kurland, Oklahoma State
1946	Oklahoma State	43-40	North Carolina	Ohio State	California	New York	Henry Iba, Oklahoma State	Bob Kurland, Oklahoma State
1947	Holy Cross	58-47	Oklahoma	Texas	CCNY	New York	Alvin Julian, Holy Cross	George Kaftan, Holy Cross
1948	**Kentucky**	58-42	Baylor	Holy Cross	Kansas State	New York	**Adolph Rupp, Kentucky**	**Alex Groza, Kentucky**
1949	**Kentucky**	46-36	Oklahoma State	Illinois	Oregon State	Seattle, Wash.	**Adolph Rupp, Kentucky**	**Alex Groza, Kentucky**
1950	CCNY	71-68	Bradley	N.C. State	Baylor	New York	Nat Holman, CCNY	Irwin Dambrot, CCNY
1951	**Kentucky**	68-58	Kansas State	Illinois	Oklahoma St.	Minneapolis, Minn.	**Adolph Rupp, Kentucky**	**Bill Spivey, Kentucky**
1952	Kansas	80-63	St. John's	Illinois	Santa Clara	Seattle, Wash.	Forrest Allen, Kansas	Clyde Lovelette, Kansas
1953	Indiana	69-68	Kansas	Washington	LSU	Kansas City, Mo.	Branch McCracken, Indiana	B.H. Born, Kansas
1954	LaSalle	92-76	Bradley	Penn State	Southern Cal	Kansas City, Mo.	Kenneth Loeffler, LaSalle	Tom Gola, LaSalle
1955	San Francisco	77-63	LaSalle	Colorado	Iowa	Kansas City, Mo.	Phil Woolpert, San Francisco	Bill Russell, San Francisco
1956	San Francisco	83-71	Iowa	Temple	SMU	Evanston, Ill.	Phil Woolpert, San Francisco	Hal Lear, Temple
1957	North Carolina	54-53&	Kansas	San Francisco	Michigan State	Kansas City, Mo.	Frank McGuire, North Carolina	Wilt Chamberlain, Kansas
1958	**Kentucky**	84-72	Seattle	Temple	Kansas State	Louisville, Ky.	**Adolph Rupp, Kentucky**	Elgin Baylor, Seattle
1959	California	71-70	West Virginia	Cincinnati	Louisville	Louisville, Ky.	Pete Newell, California	Jerry West, West Virginia
1960	Ohio State	75-55	California	Cincinnati	New York U.	San Francisco, Calif.	Fred Taylor, Ohio State	Jerry Lucas, Ohio State
1961	Cincinnati	70-65$	Ohio State	Vacated	Utah	Kansas City, Mo.	Edwin Jucker, Cincinnati	Jerry Lucas, Ohio State
1962	Cincinnati	71-59	Ohio State	Wake Forest	UCLA	Louisville, Ky.	Edwin Jucker, Cincinnati	Paul Hogue, Cincinnati
1963	Loyola (Ill.)	60-58$	Cincinnati	Duke	Oregon State	Louisville, Ky.	George Ireland, Loyola (Ill.)	Art Heyman, Duke
1964	UCLA	98-83	Duke	Michigan	Kansas State	Kansas City, Mo.	John Wooden, UCLA	Walt Hazzard, UCLA
1965	UCLA	91-80	Michigan	Princeton	Wichita State	Portland, Ore.	John Wooden, UCLA	Bill Bradley, Princeton
1966	Texas Western	72-65	**Kentucky**	Duke	Utah	College Park, Md.	Don Haskins, Texas Western	Jerry Chambers, Utah
1967	UCLA	79-64	Dayton	Houston	North Carolina	Louisville, Ky.	John Wooden, UCLA	Lew Alcindor, UCLA
1968	UCLA	78-55	North Carolina	Ohio State	Houston	Los Angeles, Calif.	John Wooden, UCLA	Lew Alcindor, UCLA
1969	UCLA	92-72	Purdue	Drake	North Carolina	Louisville, Ky.	John Wooden, UCLA	Lew Alcindor, UCLA
1970	UCLA	80-69	Jacksonville	New Mexico St.	St. Bonaventure	College Park, Md.	John Wooden, UCLA	Sidney Wicks, UCLA
1971	UCLA	68-62	Vacated **	Vacated **	Kansas	Houston, Texas	John Wooden, UCLA	Vacated **
1972	UCLA	81-76	Florida State	North Carolina	Louisville	Los Angeles, Calif.	John Wooden, UCLA	Bill Walton, UCLA
1973	UCLA	87-66	Memphis State	Indiana	Providence State	St. Louis, Mo.	John Wooden, UCLA	Bill Walton, UCLA
1974	N.C. State	76-64	Marquette	UCLA	Kansas	Greensboro, N.C.	Norman Sloan, N.C. State	David Thompson, N.C. State
1975	UCLA	92-85	**Kentucky**	Louisville	Syracuse	San Diego, Calif.	John Wooden, UCLA	Richard Washington, UCLA
1976	Indiana	86-68	Michigan	UCLA	Rutgers	Philadelphia, Pa.	Bob Knight, Indiana	Kent Benson, Indiana
1977	Marquette	67-59	North Carolina	UNLV	Charlotte	Atlanta, Ga.	Al McGuire, Marquette	Butch Lee, Marquette
1978	**Kentucky**	94-88	Duke	Arkansas	Notre Dame	St. Louis, Mo.	**Joe B. Hall, Kentucky**	**Jack Givens, Kentucky**
1979	Michigan State	75-64	Indiana State	DePaul	Penn	Salt Lake City, Utah	Jud Heathcote, Michigan State	Earvin Johnson, Michigan St.
1980	Louisville	59-54	Vacated **	Purdue	Iowa	Indianapolis, Ind.	Denny Crum, Louisville	Darrell Griffith, Louisville
1981	Indiana	63-50	North Carolina	Virginia	LSU	Philadelphia, Pa.	Bob Knight, Indiana	Isiah Thomas, Indiana
1982	North Carolina	63-62	Georgetown	*Houston	*Louisville	New Orleans, La.	Dean Smith, North Carolina	James Worthy, UNC
1983	N.C. State	54-52	Houston	*Georgia	*Louisville	Albuquerque, N.M.	Jim Valvano, N.C. State	Akeem Olajuwon, Houston
1984	Georgetown	84-75	Houston	***Kentucky**	*Virginia	Seattle, Wash.	John Thompson, Georgetown	Patrick Ewing, Georgetown

NCAA FINAL FOUR RESULTS

1985	Villanova	66-64	Georgetown	*St. John's	*Memphis State	Lexington, Ky.	Rollie Massimino, Villanova	Ed Pinckney, Villanova
1986	Louisville	72-69	Duke	*LSU	*Kansas	Dallas, Texas	Denny Crum, Louisville	Pervis Ellison, Louisville
1987	Indiana	74-73	Syracuse	*Providence	*UNLV	New Orleans, La.	Bob Knight, Indiana	Keith Smart, Indiana
1988	Kansas	83-79	Oklahoma	*Arizona	*Duke	Kansas City, Mo.	Larry Brown, Kansas	Danny Manning, Kansas
1989	Michigan	80-79$	Seton Hall	*Duke	*Illinois	Seattle, Wash.	Steve Fisher, Michigan	Glen Rice, Michigan
1990	UNLV	103-73	Duke	*Arkansas	*Georgia Tech	Denver, Colo.	Jerry Tarkanian, UNLV	Anderson Hunt, UNLV
1991	Duke	72-65	Kansas	*UNLV	*North Carolina	Indianapolis, Ind.	Mike Krzyzewski, Duke	Christian Laettner, Duke
1992	Duke	71-51	Michigan	*Cincinnati	*Indiana	Minneapolis, Minn.	Mike Krzyzewski, Duke	Bobby Hurley, Duke
1993	North Carolina	77-71	Michigan	***Kentucky**	*Kansas	New Orleans, La.	Dean Smith, North Carolina	Donald Williams, UNC
1994	Arkansas	76-72	Duke	*Florida	*Arizona	Charlotte, N.C.	Nolan Richardson, Arkansas	Corliss Williamson, Arkansas
1995	UCLA	89-78	Arkansas	*Oklahoma State	*North Carolina	Seattle, Wash.	Jim Harrick, UCLA	Ed O'Bannon, UCLA
1996	**Kentucky**	76-67	Syracuse	*Massachusetts	*Mississippi State	East Rutherford, N.J.	**Rick Pitino, Kentucky**	**Tony Delk, Kentucky**
1997	Arizona	84-79$	**Kentucky**	*Minnesota	*North Carolina	Indianapolis, Ind.	Lute Olsen, Arizona	Miles Simon, Arizona
1998	**Kentucky**	78-69	Utah	*North Carolina	*Stanford	San Antonio, Texas	**Tubby Smith, Kentucky**	**Jeff Sheppard, Kentucky**
1999	Connecticut	77-74	Duke	*Michigan State	*Ohio State	St. Petersburg, Fla.	Jim Calhoun, Connecticut	Richard Hamilton, UConn
2000	Michigan State	89-76	Florida	*North Carolina	*Wisconsin	Indianapolis, Ind.	Tom Izzo, Michigan State	Mateen Cleaves, Michigan St.
2001	Duke	82-72	Arizona	*Maryland	*Michigan State	Minneapolis, Minn.	Mike Krzyzewski, Duke	Shane Battier, Duke
2002	Maryland	64-52	Indiana	*Kansas	*Oklahoma	Atlanta, Ga.	Gary Williams, Maryland	Juan Dixon, Maryland
2003	Syracuse	81-78	Kansas	*Marquette	*Texas	New Orleans, La.	Jim Boeheim, Syracuse	Carmelo Anthony, Syracuse
2004	Connecticut	82-73	Georgia Tech	*Duke	*Oklahoma State	San Antonio, Texas	Jim Calhoun, Connecticut	Emeka Okafor, Connecticut
2005	North Carolina	75-70	Illinois	*Louisville	*Michigan State	St. Louis, Mo.	Roy Williams, North Carolina	Sean May, North Carolina
2006	Florida	73-57	UCLA	*George Mason	*LSU	Indianapolis, Ind.	Billy Donovan, Florida	Joakim Noah, Florida
2007	Florida	84-75	Ohio State	*Georgetown	*UCLA	Atlanta, Ga.	Billy Donovan, Florida	Corey Brewer, Florida
2008	Kansas	75-68	Memphis	*North Carolina	*UCLA	San Antonio, Texas	Bill Self, Kansas	Mario Chalmers, Kansas
2009	North Carolina	89-72	Michigan State	*Connecticut	*Villanova	Detroit, Mich.	Roy Williams, North Carolina	Wayne Ellington, N. Carolina
2010	Duke	61-59	Butler	*Michigan State	*West Virginia	Indianapolis, Ind.	Mike Krzyzewski, Duke	Kyle Singler, Duke
2011	Connecticut	53-41	Butler	***Kentucky**	*VCU	Houston, Texas	Jim Calhoun, Connecticut	Kemba Walker, Connecticut
2012	**Kentucky**	67-59	Kansas	*Louisville	*Ohio State	New Orleans, La.	**John Calipari, Kentucky**	**Anthony Davis, Kentucky**

*-Tied for third place $-Overtime &-Three Overtimes **Student-athletes representing Villanova (1971), Western Kentucky (1971) and UCLA (1980) were declared ineligible subsequent to the tournament. Under NCAA rules, the teams' and ineligible student-athletes' records were deleted; and the teams' places in the standings were vacated.

UK IN THE SOUTHEASTERN CONFERENCE

SEC Championships

Team	Titles	Last Title
KENTUCKY	**45**	**2012**
LSU	10	2009
Tennessee	9	2008
Alabama	7	2002
Mississippi State	6	2004
Florida	5	2011
Vanderbilt	3	1993
Arkansas	2	1994
Auburn	2	1999
Georgia	1	1990
•Georgia Tech	1	1938
South Carolina	1	1997

•Former SEC Member

SEC Tournament Championships

Team	Titles	Last Title
KENTUCKY	**27**	**2011**
Alabama	6	1991
Tennessee	4	1979
Florida	3	2007
Mississippi State	3	2009
Georgia	2	2008
Vanderbilt	2	2012
Arkansas	1	2000
Auburn	1	1985
•Georgia Tech	1	1938
LSU	1	1980
Ole Miss	1	1981

•Former SEC Member

SEC All-Time Standings

Regular-Season Games Only 1933-2012

Team	Yrs.	Won	Lost	Pct.	Titles
KENTUCKY	**79**	**901**	**251**	**.782**	**45**
Alabama	79	730	551	.570	7
Tennessee	79	673	517	.566	9
Arkansas	21	171	161	.515	2
Vanderbilt	80	640	616	.510	3
LSU	80	622	612	.504	10
Florida	79	558	609	.478	5
Auburn	79	561	665	.458	2
Mississippi St.	79	551	697	.442	6
Georgia	80	489	723	.404	1
South Carolina	21	129	207	.384	1
Ole Miss	79	453	772	.370	0

Former Members

Georgia Tech	32	201	207	.493	1
Tulane	34	195	252	.436	0
Sewanee	8	3	76	.038	0

NOTE: *Sewanee withdrew after the 1940 season, Georgia Tech after the 1964 season and Tulane after the 1966 campaign. During World War II, Alabama, Auburn, Florida, Ole Miss, Mississippi State and Tennessee suspended intercollegiate basketball for the 1944 season. Kentucky did not compete for the title during the 1953, 1989 and 1990 seasons due to NCAA suspension.*

ANNUAL SOUTHEASTERN CONFERENCE CHAMPIONS

Year	Champion (SEC W-L)	East Champ	West Champ	Tourney Champ	Site	Championship Game Result
1933	**Kentucky (8-0)**			**Kentucky**	Atlanta	**Kentucky 46, Mississippi State 27**
1934	Alabama (13-2)			Alabama	Atlanta	Alabama 41, Florida 25
1935	LSU (12-0), **Kentucky (11-0)**			No Tournament		
1936	Tennessee (8-4)			Tennessee	Knoxville	Tennessee 29, Alabama 25
1937	**Kentucky (5-3)**			**Kentucky**	•Knoxville	**Kentucky 39, Tennessee 25**
1938	Georgia Tech (9-2)			Georgia Tech	Baton Rouge	Georgia Tech 58, Ole Miss 47
1939	**Kentucky (5-2)**			**Kentucky**	Knoxville	**Kentucky 46, Tennessee 38**
1940	**Kentucky (4-4)**			**Kentucky**	Knoxville	**Kentucky 51, Georgia 43**
1941	Tennessee (8-3)			Tennessee	Louisville	**Tennessee 36, Kentucky 33**
1942	**Kentucky (6-2)**			**Kentucky**	Louisville	**Kentucky 36, Alabama 34**
1943	Tennessee (6-3)			Tennessee	Louisville	**Tennessee 33, Kentucky 30**
1944	**Kentucky (0-0)**			**Kentucky**	••Louisville	**Kentucky 62, Tulane 46**
1945	**Kentucky (4-1)**			**Kentucky**	Louisville	**Kentucky 39, Tennessee 35**
1946	**Kentucky (6-0)**			**Kentucky**	Louisville	**Kentucky 59, LSU 36**
1947	**Kentucky (11-0)**			**Kentucky**	Louisville	**Kentucky 55, Tulane 38**

Year	Champion (SEC W-L)	East Champ	West Champ	Tourney Champ	Site	Championship Game Result
1948	**Kentucky (9-0)**			**Kentucky**	Louisville	**Kentucky 54, Georgia Tech 43**
1949	**Kentucky (13-0)**			**Kentucky**	Louisville	**Kentucky 68, Tulane 52**
1950	**Kentucky (11-2)**			**Kentucky**	Louisville	**Kentucky 95, Tennessee 58**
1951	**Kentucky (14-0)**			Vanderbilt	Louisville	**Vanderbilt 61, Kentucky 57**
1952	**Kentucky (14-0)**			**Kentucky**	Louisville	**Kentucky 44, LSU 43**
1953	LSU (13-0)			No Tournament		
1954	**Kentucky**/LSU **(14-0)**			No Tournament		
1955	**Kentucky (12-2)**			No Tournament		
1956	Alabama (14-0)			No Tournament		
1957	**Kentucky (12-2)**			No Tournament		
1958	**Kentucky (12-2)**			No Tournament		
1959	Mississippi State (13-1)			No Tournament		
1960	Auburn (12-2)			No Tournament		
1961	Mississippi State (11-3)			No Tournament		
1962	**Kentucky**/Mississippi State **(13-1)**			No Tournament		
1963	Mississippi State (13-1)			No Tournament		
1964	**Kentucky (11-3)**			No Tournament		
1965	Vanderbilt (15-1)			No Tournament		
1966	**Kentucky (15-1)**			No Tournament		
1967	Tennessee (15-3)			No Tournament		
1968	**Kentucky (15-3)**			No Tournament		
1969	**Kentucky (16-2)**			No Tournament		
1970	**Kentucky (17-1)**			No Tournament		
1971	**Kentucky (16-2)**			No Tournament		
1972	**Kentucky**/Tennessee **(14-4)**			No Tournament		
1973	**Kentucky (14-4)**			No Tournament		
1974	Alabama/Vanderbilt (15-3)			No Tournament		
1975	**Kentucky**/Alabama **(15-3)**			No Tournament		
1976	Alabama (15-3)			No Tournament		
1977	**Kentucky**/Tennessee **(16-2)**			No Tournament		
1978	**Kentucky (16-2)**			No Tournament		
1979	LSU (14-4)			Tennessee	Birmingham	**Tennessee 75, Kentucky 69 (OT)**
1980	**Kentucky (15-3)**			LSU	Birmingham	**LSU 80, Kentucky 78**
1981	LSU (17-1)			Ole Miss	Birmingham	Ole Miss 66, Georgia 62
1982	**Kentucky**/Tennessee **(13-5)**			Alabama	Lexington	**Alabama 48, Kentucky 46**
1983	**Kentucky (13-5)**			Georgia	Birmingham	Georgia 86, Alabama 71
1984	**Kentucky (14-4)**			**Kentucky**	Nashville	**Kentucky 51, Auburn 49**
1985	LSU (13-5)			Auburn	Birmingham	Auburn 53, Alabama 49 (OT)

Year	Champion (SEC W-L)	East Champ	West Champ	Tourney Champ	Site	Championship Game Result
1986	**Kentucky (17-1)**			**Kentucky**	Lexington	**Kentucky 83, Alabama 72**
1987	Alabama (16-2)			Alabama	Atlanta	Alabama 69, LSU 62
1988	Vacated			Vacated	Baton Rouge	**Kentucky 62, Georgia 57**
1989	Florida (13-5)			Alabama	Knoxville	Alabama 72, Florida 60
1990	Georgia (13-5)			Alabama	Orlando	Alabama 70, Ole Miss 51
1991	Mississippi State/LSU (13-5)			Alabama	Nashville	Alabama 88, Tennessee 64
1992	Arkansas (13-3)	**Kentucky (12-4)**	Arkansas (13-3)	**Kentucky**	Birmingham	**Kentucky 80, Alabama 54**
1993	Vanderbilt (14-2)	Vanderbilt (14-2)	Arkansas (10-6)	**Kentucky**	Lexington	**Kentucky 82, LSU 65**
1994	Arkansas (14-2)	**Kentucky**/Florida **(12-4)**	Arkansas (14-2)	**Kentucky**	Memphis	**Kentucky 73, Florida 60**
1995	**Kentucky (14-2)**	**Kentucky (14-2)**	Arkansas/Mississippi St. (12-4)	**Kentucky**	Atlanta	**Kentucky 95, Arkansas 93 (OT)**
1996	**Kentucky (16-0)**	**Kentucky (16-0)**	Mississippi State (10-6)	Mississippi State	New Orleans	**Mississippi State 84, Kentucky 73**
1997	South Carolina (15-1)	South Carolina (15-1)	Ole Miss (11-5)	**Kentucky**	Memphis	**Kentucky 95, Georgia 68**
1998	**Kentucky (14-2)**	**Kentucky (14-2)**	Ole Miss (12-4)	**Kentucky**	Atlanta	**Kentucky 86, South Carolina 56**
1999	Auburn (14-2)	Tennessee (12-4)	Auburn (14-2)	**Kentucky**	Atlanta	**Kentucky 76, Arkansas 63**
2000	**Kentucky**/Florida/Tenn./LSU **(12-4)**	**Kentucky**/Fla./Tenn. **(12-4)**	LSU (12-4)	Arkansas	Atlanta	Arkansas 75, Auburn 67
2001	**Kentucky**/Florida **(12-4)**	**Kentucky**/Florida **(12-4)**	Ole Miss (11-5)	**Kentucky**	Nashville	**Kentucky 77, Ole Miss 55**
2002	Alabama (12-4)	**Kentucky**/Florida **(10-6)**	Alabama (12-4)	Mississippi State	Atlanta	Mississippi State 61, Alabama 58
2003	**Kentucky (16-0)**	**Kentucky (16-0)**	Mississippi State (9-7)	**Kentucky**	New Orleans	**Kentucky 64, Mississippi State 57**
2004	Mississippi State (14-2)	**Kentucky (13-3)**	Mississippi State (14-2)	**Kentucky**	Atlanta	**Kentucky 89, Florida 73**
2005	**Kentucky (14-2)**	**Kentucky (14-2)**	Alabama/LSU (12-4)	Florida	Atlanta	**Florida 70, Kentucky 53**
2006	LSU (14-2)	Tennessee (12-4)	LSU (14-2)	Florida	Nashville	Florida 49, South Carolina 47
2007	Florida (13-3)	Florida (13-3)	Ole Miss/Mississippi St. (8-8)	Florida	Atlanta	Florida 77, Arkansas 56
2008	Tennessee (14-2)	Tennessee (14-2)	Mississippi St. (12-4)	Georgia	Atlanta (Alexander Memorial)	Georgia 66, Arkansas 57
2009	LSU (13-3)	Tennessee/South Carolina (10-6)	LSU (13-3)	Mississippi State	Tampa	Mississippi State 64, Tennessee 61
2010	**Kentucky (14-2)**	**Kentucky (14-2)**	Mississippi State (9-7)	**Kentucky**	Nashville	**Kentucky 75, Mississippi State 74 (OT)**
2011	Florida (13-3)	Florida (13-3)	Alabama (12-2)	**Kentucky**	Atlanta	**Kentucky 70, Florida 54**
2012	**Kentucky (16-0)**	**Kentucky (16-0)**	Alabama (9-7)	Vanderbilt	New Orleans	Vanderbilt 71, Kentucky 64

NOTES: From 1933-1950 the SEC champion was determined by a tournament, except for 1935. • Only eight teams invited to participate ••Only six teams participated due to World War II

Since 1951, when the round-robin schedule was introduced, the title has been decided by a winning percentage on the conference schedule. From 1951-1964 the round-robin schedule was 14 games.

From 1965-1966 and since 1992 the round-robin schedule has been 16 games. From 1967-1990 the round-robin schedule was 18 games. In 1979 the SEC Tournament was renewed with the winner receiving an automatic bid to the NCAA Tournament. •In 2008, the tournament was moved to Georgia Tech's Alexander Memorial Coliseum after a tornado hit the Georgia Dome during second round action on Friday, March 14.

UK IN THE SEC TOURNAMENT

The Wildcats have enjoyed unparalleled success in the league's postseason tournament. In the 51 years the event has been held, Kentucky has captured 26 titles and has won 84 percent of its games in the tourney. Next in line among the schools in tournament titles is Alabama with six. Since the tournament was renewed in 1979, 11 different schools have captured the trophy. Only South Carolina has failed to win the event. Kentucky is the only team to win the event 15 times since 1979, including titles in seven of the eight years in the 1990s. During that decade, the Wildcats lost only one SEC Tournament game in 24 tries.

SEC Tournament Record

Team	Yrs.	Won	Lost	Pct.	Titles
KENTUCKY	**51**	**119**	**23**	**.838**	**27**
Alabama	53	60	47	.561	6
Tennessee	52	60	48	.556	4
Arkansas	21	20	20	.500	1
LSU	53	44	52	.458	1
Florida	47	36	44	.450	3
Georgia	52	40	50	.444	2
South Carolina	21	16	21	.432	0
Vanderbilt	51	35	49	.417	2
Auburn	50	27	49	.355	1
Mississippi St.	52	27	49	.355	3
Ole Miss	50	26	49	.347	1

Former Members

Georgia Tech	19	14	18	.438	1
Tulane	16	12	16	.429	0
Sewanee	2	0	2	.000	0

UK vs. SEC Tournament Field

Team	All	1st Rd	Quarters	Semis	Finals
Alabama	13-2	1-0	4-1	5-0	3-1
Arkansas	7-1	0-0	0-1	5-0	2-0
Auburn	12-1	1-0	7-1	3-0	1-0
Florida	12-3	4-1	3-1	2-0	3-1
Georgia	8-1	0-0	4-1	1-0	3-0
LSU	15-2	0-0	4-1	8-0	3-1
Ole Miss	15-0	5-0	6-0	3-0	1-0
Mississippi State	8-2	1-0	3-1	1-0	3-1
South Carolina	3-2	0-0	1-1	1-1	1-0
Tennessee	11-4	0-0	2-0	5-1	4-3
Vanderbilt	4-4	1-0	3-2	0-0	0-2
Former members	11-1	2-0	2-1	3-0	4-0
Totals	**119-23**	**15-1**	**39-11**	**37-2**	**28-9**

Kentucky's SEC Tournament History

1933	**Atlanta**	Ole Miss (1st)	49-31	W
		Florida (QF)	48-24	W
		LSU (SF)	51-38	W
		Mississippi State (F)	46-27	W
1934	**Atlanta**	Florida (1st)	32-38	L
1936	**Knoxville**	Mississippi State (QF)	41-39	W
		Tennessee (SF)	28-39	L
1937	**Knoxville**	LSU (QF)	57-37	W
		Georgia Tech (SF)	40-30	W
		Tennessee (F)	39-25	W
1938	**Baton Rouge**	Tulane (QF)	36-38	L
1939	**Knoxville**	Ole Miss (QF)	49-30	W
		LSU (SF)	53-34	W
		Tennessee (F)	46-38	W
1940	**Knoxville**	Vanderbilt (QF)	44-34	W
		Tennessee (SF) [2OT]	30-29	W
		Georgia (F)	51-43	W
1941	**Louisville**	Ole Miss (1st)	62-52	W
		Tulane (QF)	59-30	W
		Alabama (SF)	39-37	W
		Tennessee (F)	33-36	L
1942	**Louisville**	Florida (1st)	42-36	W
		Ole Miss (QF)	59-32	W
		Auburn (SF)	40-31	W
		Alabama (F)	36-34	W
1943	**Louisville**	Tulane (1st)	48-31	W
		Georgia (QF)	59-30	W
		Mississippi State (SF)	52-43	W
		Tennessee (F)	30-33	L
1944	**Louisville**	Georgia (QF)	57-29	W
		LSU (SF)	55-28	W
		Tulane (F)	62-46	W
1945	**Louisville**	Florida (1st)	57-35	W
		LSU (QF)	68-37	W
		Alabama (SF)	52-41	W
		Tennessee (F)	39-35	W
1946	**Louisville**	Auburn (1st)	69-24	W
		Florida (QF)	69-32	W
		Alabama (SF)	59-30	W
		LSU (F)	59-36	W
1947	**Louisville**	Vanderbilt (1st)	98-29	W
		Auburn (QF)	84-18	W
		Georgia Tech (SF)	75-53	W
		Tulane (F)	55-38	W

1948	Louisville	Florida (1st)	87-31	W
		LSU (QF)	63-47	W
		Tennessee (SF)	70-47	W
		Georgia Tech (F)	54-43	W
1949	Louisville	Florida (1st)	73-36	W
		Auburn (QF)	70-39	W
		Tennessee (SF)	83-44	W
		Tulane (F)	68-52	W
1950	Louisville	Mississippi State (QF)	56-46	W
		Georgia (SF)	79-63	W
		Tennessee (F)	95-58	W
1951	Louisville	Mississippi State (1st)	92-70	W
		Auburn (QF)	84-54	W
		Georgia Tech (SF)	82-56	W
		Vanderbilt (F)	57-61	L
1952	Louisville	Georgia Tech (1st)	80-59	W
		Tulane (QF)	85-61	W
		Tennessee (SF)	81-66	W
		LSU (F)	44-43	W
1979	Birmingham	Ole Miss (1st)	82-77	W
		Alabama (QF)	101-100	W
		LSU (SF)	80-67	W
		Tennessee (F) [OT]	69-75	L
1980	Birmingham	Auburn (QF)	69-61	W
		Ole Miss (SF)	70-67	W
		LSU (F)	78-80	L
1981	Birmingham	Vanderbilt (QF)	55-60	L
1982	Lexington	Auburn (QF)	89-66	W
		Ole Miss (SF)	62-58	W
		Alabama (F)	46-48	L
1983	Birmingham	Alabama (QF)	64-69	L
1984	Nashville	Georgia (QF)	92-79	W
		Alabama (SF)	48-46	W
		Auburn (F)	51-49	W
1985	Birmingham	Florida (QF)	55-58	L
1986	Lexington	Ole Miss (QF)	95-69	W
		LSU (SF)	61-58	W
		Alabama (F)	83-72	W
1987	Atlanta	Auburn (QF)	72-79	L
1988	Baton Rouge	Ole Miss (QF)	82-64	W
		LSU (SF)	86-80	W
		Georgia (F)	62-57	W
1989	Knoxville	Vanderbilt (QF)	63-77	L
1992	Birmingham	Vanderbilt (QF)	76-57	W
		LSU (SF)	80-74	W
		Alabama (F)	80-54	W
1993	Lexington	Tennessee (QF)	101-40	W
		Arkansas (SF)	92-81	W
		LSU (F)	82-65	W
1994	Memphis	Mississippi State (QF)	95-76	W
		Arkansas (SF)	90-78	W
		Florida (F)	73-60	W
1995	Atlanta	Auburn (QF)	93-81	W
		Florida (SF)	86-72	W
		Arkansas (F) [OT]	95-93	W
1996	New Orleans	Florida (QF)	100-76	W
		Arkansas (SF)	95-75	W
		Mississippi State (F)	73-84	L
1997	Memphis	Auburn (QF)	92-50	W
		Ole Miss (SF)	88-70	W
		Georgia (F)	95-68	W
1998	Atlanta	Alabama (QF)	82-71	W
		Arkansas (SF)	99-74	W
		South Carolina (F)	86-56	W
1999	Atlanta	Ole Miss (QF)	83-73	W
		Auburn (SF)	69-57	W
		Arkansas (F)	76-63	W
2000	Atlanta	Arkansas (QF)	72-86	L
2001	Nashville	South Carolina (QF)	78-65	W
		Arkansas (SF)	87-78	W
		Ole Miss (F)	77-55	W
2002	Atlanta	South Carolina (QF)	57-70	L
2003	New Orleans	Vanderbilt (QF)	81-63	W
		Auburn (SF)	78-58	W
		Mississippi State (F)	64-57	W
2004	Atlanta	Georgia (QF)	69-60	W
		South Carolina (SF)	78-63	W
		Florida (F)	89-73	W
2005	Atlanta	Tennessee (QF)	76-62	W
		LSU (SF) [OT]	79-78	W
		Florida (F)	53-70	L
2006	Nashville	Ole Miss (1st)	71-57	W
		Alabama (QF)	68-61	W
		South Carolina (SF)	61-65	L
2007	Atlanta	Alabama (1st)	79-67	W
		Mississippi St.(QF)[OT]	82-84	L
2008	Atlanta	Georgia(QF)[OT]	60-56	L
2009	Tampa	Mississippi (1st)	71-58	W
		LSU (QF)	58-67	L
2010	Nashville	Alabama (QF)	73-67	W
		Tennessee (SF)	74-45	W
		Mississippi State (F)	75-74 (ot)	W
2011	Atlanta	Ole Miss (QF)	75-66	W
		Alabama (SF)	72-58	W
		Florida (F)	70-54	W
2012	New Orleans	LSU (QF)	60-51	W
		Florida (SF)	74-71	W
		Vanderbilt (F)	71-64	L

*As part of sanctions imposed upon the UK basketball program in 1989, the NCAA ordered Kentucky to erase from the record three NCAA tournament games from the 1987-88 season.

The presidents of the Southeastern Conference institutions voted to strip Kentucky of the 1987-88 SEC regular season and SEC Tournament championships. Kentucky was not forced to forfeit any of those regular season or tournament games.

KENTUCKY IN THE NATIONAL RANKINGS

Year	PS	1	2	3	4	5	6	7	8	9	10	11	12	13	14	15	16	17	18	*Dates
1948-49		2	2	1	1	1	1	1	1											1/20-3/8
1949-50		2	2	5	4	6	7	5	5	4	3									1/5-3/7
1950-51		1	1	3	3	2	1	1	1	1	1	1	1							12/19-3/7
1951-52		1	2	1	4	3	3	3	1	1	1	1	1	1						12/11-3/4
1952-53	% - Not Applicable																			
1953-54		2	2	2	1	1	1	1	1	1	1	2	2	1	1	1				12/8-3/23
1954-55		2	2	1	1	1	1	1	1	1	2	2	2	2	2					12/7-3/8
1955-56		2	12	9	13	6	5	4	3	8	7	7	8	12	9					12/6-3/6
1956-57		3	7	3	3	3	4	5	4	3	3	3	3	3	3					12/11-3/12
1957-58		3	5	9	10	9	9	9	8	12	12	13	12	9	9					12/10-3/11
1958-59		2	2	1	1	1	2	1	1	1	1	3	1	1	2					12/9-3/9
1959-60		13	13	-	17	16	15	-	-	-	-	-	-							12/12-3/8
1960-61		20	-	19	-	-	-	-	-	-	-	-	-	-						12/13-3/7
1961-62	-	-	6	3	3	2	2	2	2	2	3	4	4	3						12/19-3/13
1962-63	3	9	-	9	5	6	-	-	-	-	-	-	-	-	-	-				12/4-3/12
1963-64	9	5	2	2	1	2	4	5	4	3	3	3	2	3	4					12/10-3/10
1964-65	11	9	8	-	-	-	-	-	-	-	-	-	-	-	-					12/8-3/9
1965-66	-	-	-	10	5	2	2	2	2	2	1	1	1	1	1					12/7-3/8
1966-67	3	3	4	-	-	-	-	-	-	-	-	-	-	-	-					12/6-3/7
1967-68	-	9	4	7	6	5	4	8	9	10	8	8	5	5	4	5				12/5-3/12
1968-69	3	3	4	4	4	3	7	5	5	5	4	4	6	6	7					12/3-3/4
1969-70	2	1	1	1	1	2	2	2	2	3	3	2	1	2	1					12/9-3/10
1970-71	3	5	3	7	8	11	10	t12	11	8	8	12	10	8	8	8				12/8-3/16
1971-72	10	7	7	11	12	19	15	-	-	-	-	17	18	-	-	18				12/7-3/14
1972-73	13	8	-	-	-	-	-	-	-	-	-	-	-	-	t19	17				12/5-3/13
1973-74	10	10	-	-	-	-	-	-	-	-	-	-	-	-	-	-	-	-		12/4-3/27
1974-75	16	15	-	20	17	9	7	10	11	5	5	4	7	4	6	6	5	2	2	12/3-4/2
1975-76	6	7	14	20	18	-	-	-	-	-	-	-	-	-	-	-	-			12/2-3/16
1976-77	6	4	3	7	6	3	2	6	6	3	3	2	2	2	6	3				11/30-3/15
1977-78	2	1	1	1	1u	1u	1u	1u	1u	1	1	3	2	1	1	1				11/29-3/13
1978-79	11	10	10	6	11	13	9	17	-	-	-	-	-	-	-	-	-			11/28-3/13
1979-80	2	5	5	3	2	2	4	6	5	3	6	5	3	2	4					12/4-3/4
1980-81	1	2	2	2	2	5	4	3	6	7	6	11	10	9	7	8				12/2-3/10
1981-82	3	2	2	2	2	4	3	6	9	7	9	12	10	7	15	15				12/1-3/9
1982-83	4	3	2	2	2	3	3	6	11	10	15	13	11	10	7	10	12			11/30-3/15
1983-84	2	1	2	2	2	2	2	2	3	3	3	6	6	4	3	3	3			11/29-3/13
1984-85	18	-	-	-	-	-	-	-	-	-	-	-	-	-	-	-	-			11/27-3/12
1985-86	11	10	9	9	13	13	12	11	11	11	8	12	11	8	5	3	3			11/26-3/11
1986-87	11	13	19	18	18	11	9	-	-	-	-	-	-	-	-	-				12/2-3/10
1987-88	5	2	1	1	2	2	1	5	4	9	10	10	9	12	8	6	6			12/1-3/15
1988-89	Not Ranked																			11/22-3/14
1989-90	Not Ranked																			11/27-3/13
1990-91	-	-	25	18	18	18	16	11	9	8	10	10	16	12	13	10	9			11/27-3/12
1991-92	4	13	14	9	8	17	17	15	10	8	14	19	19	13	11	10	9	6		11/25-3/16
1992-93	5	5	5	3	3	3	3	2	1	4	4	2	2	2	2	5	4	2		11/23-3/15
1993-94	2	2	1	6	5	5	5	4	8	7	9	7	4	11	7	7	10	7		11/22-3/14
1994-95	4	4	3	7	6	5	5	8	7	5	5	6	5	4	6	5	3	2		11/21-3/13
1995-96	1	1	1	5	5	4	2	2	2	2	2	2	2	2	2	1	1	2		11/20-3/12
1996-97	3	8	8	6	3	3	3	3	3	5	3	3	3	4	3	3	6	5		11/19-3/11
1997-98	8	9	8	7	4	4	4	6	6	6	7	7	8	7	8	7	7	5		11/18-3/10

Year	PS	1	2	3	4	5	6	7	8	9	10	11	12	13	14	15	16	17	18	*Dates
1998-99	4	4	4	8	5	3	3	7	6	6	7	6	5	8	6	13	14	8		11/15-3/8
1999-00	14	14	11	13	23	-	-	-	25	20	18	16	14	11	19	18	22	16	19	11/15-3/13
2000-01	12	20	22	-	-	-	-	-	-	-	-	-	-	-	22	13	15	15	9	11/13-3/12
2001-02	4	-	10	13	11	9	7	6	6	8	12	8	10	7	10	12	11	12	16	11/12-3/11
2002-03	17	17	15	18	12	18	14	20	18	16	8	7	6	3	2	2	2	2	1	11/18-3/17
2003-04	11	10	10	9	8	2	2	8	7	5	9	5	9	8	9	9	9	8	2	11/17-3/15
2004-05	9	9	8	8	10	9	8	8	8	9	8	7	6	5	3	5	3	4	7	11/15-3/14
2005-06	9	8	7	10	15	23	19	18	19	-	-	-	-	-	-	-	-	-	-	11/14-3/13
2006-07	22	22	20	-	-	-	-	-	-	-	25	-	-	20	20	-	-	-	-	11/13-3/12
2007-08	20	-	-	-	-	-	-	-	-	-	-	-	-	-	-	-	-	-	-	11/05-3/31
2008-09	-	-	-	-	-	-	-	-	-	-	24	-	-	-	-	-	-	-	-	11/17-3/16
2009-10	4	4	5	5	4	3	3	3	3	2	2	1	4	3	2	2	3	2	-	11/16-3/15
2010-11	11	12	8	10	17	17	13	11	10	13	12	14	10	18	22	22	20	15	11	11/15-3/14
2011-12	2	2	2	1	1	3	3	3	2	2	2	1	1	1	1	1	1	1	1	11/14-3/12

Note: *AP polls were ranked 1-20 until 1989-90, when they were changed to the Top 25. Release dates and the number of weekly rankings per season varied from year-to-year.*

**Dates do not include preseason rankings • PS - Preseason rankings (started in 1962); % - UK was suspended from play by the NCAA; u - Unanimous*

UK Finishes In National Rankings

AP Top 10 Finishes

1.	**Kentucky**	**40**
2.	North Carolina	34
3.	Duke	32
4.	UCLA	25
5.	Kansas	24
6.	Indiana	16
7.	Louisville	13
	Notre Dame	13
	Syracuse	13
10.	Michigan	11

AP No. 1 Finishes

1.	**Kentucky**	**9**
2.	UCLA	8
3.	Duke	7
4.	North Carolina	6
5.	Indiana	3
	Ohio State	3
7.	Cincinnati	2
	DePaul	2
	Houston	2
	Kansas	2
	Michigan	2
	UNLV	2
	San Francisco	2

Coaches' Top 10 Finishes

1.	**Kentucky**	**37**
2.	North Carolina	35
3.	Kansas	28
4.	UCLA	24
5.	Duke	24
6.	Indiana	18
7.	Louisville	15
8.	Marquette	12
9.	Michigan	10
	Utah	10

Coaches' No. 1 Finishes

1.	**Kentucky**	**8**
2.	UCLA	7
3.	North Carolina	5
	Indiana	5
5.	Duke	4
6.	Connecticut	3

RUPP ARENA

Capacity: 23,000
(1976-Present: Won 478, Lost 60)

Adolph Rupp is synonymous with winning. As coach of Kentucky, he was a pioneer in the Wildcats' fast-break offense while becoming the winningest coach the game had ever seen.

The site that now serves as a tribute to his outstanding coaching accomplishments – Rupp Arena – has become one of the most recognizable gymnasiums in the world while serving as home to college basketball's most storied program.

Now in its 37th season as the Kentucky Wildcats' home court, the facility has seen UK win 89 percent of its home games since it was opened in 1976.

In recent years, Rupp Arena completed renovations - including the lower arena seats being changed to blue from their previous rainbow colors. In addition, new end-zone seating moved the student section closer to the floor in an intimidating, standing-room only arrangement. While the endowment seats along courtside continue to entice fans to financially support their Wildcats, a large portion of the media have been moved to a "press box" location between the lower and upper seating areas. And finally, nearly 40 seats were added to each corner, the first additions in seating in nearly two decades.

The improvements followed changes that included four new video boards, a new playing floor with a striking new design and enhancements to the concourses as well. It was all part of a $15 million upgrade to what many consider the mecca of college basketball.

Since the fall of 1976, the arena in downtown Lexington has served as home to four national championship teams at Kentucky. Four others have advanced to the Final Four. Eleven seasons have witnessed the Cats go unbeaten at home.

It has played host to over 500 UK games, countless KHSAA Sweet 16s, a number of NBA exhibitions, 11 NCAA Tournaments, three SEC Tournaments and two Ohio Valley Conference Tournaments. With so many unforgettable moments, the old floor still maintained a value to hoop fans across the Bluegrass and beyond. Therefore, officials made pieces of the relic available for public sale, with proceeds going to the UK Basketball Museum, the Kentucky High School Athletic Association and to help offset the costs of the new playing floor. Thanks to an auction of additional sections, like coaching boxes and lettered end zones, the old floor generated more than $250,000.

The new portable basketball court, adorned with the official interlocking UK logo at midcourt, was designed by both UK officials and the Lexington Center Corporation. Robbins, Inc., in

NOW IN ITS 37TH SEASON AS THE HOME COURT OF KENTUCKY BASKETBALL, THE FACILITY HAS SEEN UK WIN 89 PERCENT OF ITS HOME GAMES SINCE IT WAS OPENED IN 1976.

Cincinnati constructed it in 2001 at a cost of $125,000. When assembled, it lies 118 feet below the ceiling and is made of a high-grade northern maple. The floor can be removed and an ice rink can be constructed for ice shows or hockey games thanks to a $2.5 million renovation during the summer of '96.

But the playing surface is just one aspect of the impressive home of the Cats. Situated in downtown Lexington, Rupp Arena has played host to several premier basketball events. In March of 1985, all roads led to Lexington for the NCAA Final Four as Villanova shocked Georgetown in a memorable finale.

In 1986, Rupp played host to both the Southeastern Conference Tournament and the NCAA Women's Final Four. On numerous other occasions, the arena has served as one stop en route to the NCAA title game.

An awesome structure in sight and scope, the arena is divided into two seating areas. The lower level features 10,000 cushioned theater seats. The upper level has 13,000 seats on epoxy-coated metal bleachers. The latter can be visually isolated to provide more natural setting for small shows.

Built by the city of Lexington, the arena is the major portion of the $53 million Lexington Center complex, which includes an expanded convention-exhibition hall, a 50-store tri-level enclosed shopping mall and a Hyatt Regency Hotel.

The Wildcats command an exclusive locker room 365 days a year, while other amenities include six team-size dressing rooms and eight smaller units.

In January 2001, the arena unveiled four new video boards, each 12'6" by 20' in size and mounted in each corner. It allowed the Wildcats to utilize a new "lights out" introduction, featuring a video presentation and indoor fireworks.

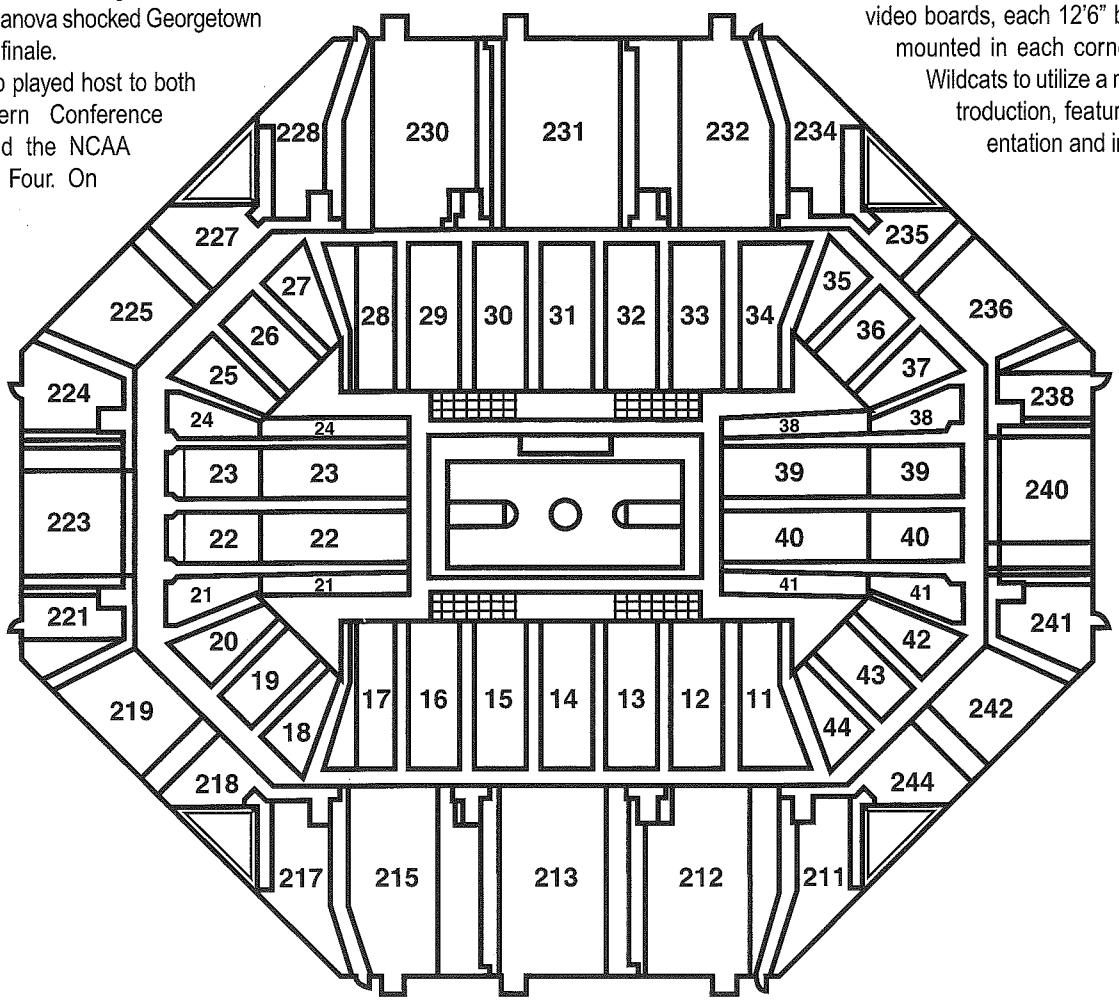

RUPP ARENA RECORDS

Team	Kentucky	Opponent
Points in a Game	127 vs. LSU (3-4-95)	116, UL Lafayette (12-23-89)
Points in a Half	68 (2nd) vs. Eastern Kentucky (12-8-93)	67, (2nd) UL Lafayette (12-23-89)
	68 (2nd) vs. Tennessee State (12-30-02)	
Margin of Victory	74 vs. Tennessee-Martin (11-26-94)	35, LSU (1-18-87)
Field Goals	49 vs. Kentucky State (12-15-01)	41, UL Lafayette (12-23-89)
Field Goals Attempted	103 vs. UL Lafayette (12-23-89)	89, UL Lafayette (12-23-89)
Field Goal Percentage	.722 vs. Mississippi State (2-15-86)	.650, Northwestern State (11-22-85)
3-Point Goals	20 vs. LSU (3-4-95)	18, Sam Houston State (11-19-09)
3-Point Goals Attempted	53 vs. UL Lafayette (12-23-89)	38, Sam Houston State (11-19-09)
3-Point Goal Percentage	.692 vs. Drexel (12-21-09)	.714, Austin Peay (11-29-86)
		.714 Alabama (1-21-12)
Free Throws	44 vs. Vanderbilt (1-19-80)	41, Arkansas (1-25-92)
Free Throws Attempted	56 vs. Mississippi State (2-28-77)	49, Arkansas (1-25-92)
Free Throw Percentage	1.000 vs. Austin Peay (12-19-09)	1.000, East Tennessee State (12-21-84)
	1.000 vs. Florida (2-7-12)	1.000, Hartford (12-29-09)
Rebounds	62 vs. Bowling Green (12-17-76)	62, UL Lafayette (12-23-89)
	62 vs. Morehead State (12-16-95)	
Assists	33 vs. Kentucky State (12-15-01)	25, Georgia (2-24-85)
Turnovers	29 vs. Eastern Kentucky (12-5-00)	42, Tennessee-Martin (11-26-94)
Blocked Shots	18 vs. St. John's (12-1-11)	19, Villanova (12-4-82)
Steals	23 vs. Mississippi State (2-3-91)	19, Villanova (12-4-82)
	23 vs. Tennessee-Martin (11-26-94)	
Personal Fouls	35 vs. Auburn (2-4-81)	36, LSU (1-25-82)

Individual	Kentucky	Opponent
Points	40, Derrick Miller vs. Vanderbilt (2-7-90)	45, David Robinson, Navy (1-25-87)
Field Goals	15, Patrick Patterson vs. Tenn St. (12-22-08)	17, Freeman Williams, Portland State (1-16-77)
	15, Derrick Miller vs. Vanderbilt (2-7-90)	
Field Goals Attempted	28, Derrick Miller vs. Vanderbilt (2-7-90)	40, Freeman Williams, Portland St. (1-16-77)
3-Point Goals	9, Tony Delk vs. TCU (1-20-96)	11, Corey Allmond, Sam Houston St. (11-19-09)
3-Point Goals Attempted	18, Derrick Miller vs. Tennessee Tech (12-6-89)	17, Chris Jackson, LSU (2-15-90)
		17, Vincent Yarbrough, Tennessee (2-19-02)
Free Throws	18, Dwight Anderson vs. Miss.State (2-12-79)	16, Dan Cross, Florida (2-18-95)
Free Throws Attempted	23, Dwight Anderson vs. Miss. State (2-12-79)	18, Ronnie Williams, Florida (1-17-83)
Rebounds	20, Chris Mills vs. Miami (Ohio) (12-17-88)	19, Bernard King, Tennessee (1-12-77)
		20, Jared Prickett vs. Arkansas (2-9-94)
Assists	16, John Wall vs. Hartford (12-29-09)	11, Spud Webb, N.C. State (1-5-85)
Blocked Shots	9, Sam Bowie vs. Vanderbilt (2-21-81)	10, David Robinson, Navy (1-25-87)
	9, Andre Riddick vs. LSU(3-14-93)	
Steals	8, Rajon Rondo vs. Mississippi State (2-19-05)	7, Michael Johnson, Alaska (12-28-87)
		7, Arizona Reid, High Point (11-29-05)

Miscellaneous		
Win-Loss	478-60	(.888)
Most Combined Points	229	vs. UL Lafayette, (12-23-89)
Most Wins in a Season	18	1985-86, 2009-10, 2011-12
Most Losses in a Season	6	2008-09, 1988-89
Longest Winning Streak	51	1/29/92 - 2/9/94, 11/13/2010 to present
Longest Losing Streak	2	Feb. 11, 1989 to Feb. 22, 1989
Dec. 23, 1989 to Jan. 10, 1990		
		Jan. 10, 2006 to Jan. 14, 2006
		Jan. 31, 2009 to Feb. 3, 2009
		Feb. 28, 2009 to March 4, 2009
Number of 100-Point Games by Kentucky	52	
Largest Attendance	24,479	vs. Louisville (1-2-10)

KENTUCKY GAME ATTENDANCE

7 straight
16 of 17 24 total

Annual Home Attendance

Year	Site	Gms	Att.	Avg.
2011-12	Rupp	18	426,978	•23,721
2010-11	Rupp	15	354,046	•23,603
2009-10	Rupp	18	•••433,989	•••24,110
2008-09	Rupp	19	422,547	•22,239
2007-08	Rupp	18	405,964	•22,554
2006-07	Rupp	16	374,737	•23,421
2005-06	Rupp	15	341,445	•22,763
2004-05	Rupp	15	337,796	22,520
2003-04	Rupp	13	295,227	•22,710
2002-03	Rupp	13	289,526	•22,271
2001-02	Rupp	15	315,203	•21,014
2000-01	Rupp	12	261,435	•21,786
1999-00	Rupp	14	314,267	•22,448
1998-99	Rupp	13	303,771	•23,367
1997-98	Rupp	12	287,354	•23,946
1996-97	Rupp	13	309,457	•23,804
1995-96	Rupp	13	310,633	•23,895
1994-95	Rupp	13	309,477	23,806
1993-94	Rupp	14	326,474	23,320
1992-93	Rupp	16	382,869	23,929
1991-92	Rupp	17	403,847	23,755
1990-91	Rupp	13	312,329	24,025
1989-90	Rupp	15	346,869	23,125
1988-89	Rupp	14	306,524	21,895
1987-88	Rupp	17	393,725	23,160
1986-87	Rupp	15	345,718	23,048
1985-86	Rupp	••18	407,290	22,627
1984-85	Rupp	14	320,926	22,923
1983-84	Rupp	16	•380,453	•23,778
1982-83	Rupp	••15	356,766	•23,785
1981-82	Rupp	16	•371,093	•23,193
1980-81	Rupp	15	•354,996	•23,666
1979-80	Rupp	15	•352,511	•23,501
1978-79	Rupp	15	•351,042	•23,338
1977-78	Rupp	16	373,403	•23,338
1976-77	Rupp	14	•312,527	•22,323
1975-76	Memorial	12	138,135	11,511
1974-75	Memorial	12	138,098	11,539
1973-74	Memorial	12	130,755	10,896
1972-73	Memorial	12	150,856	11,604
1971-72	Memorial	13	150,297	11,561
1970-71	Memorial	13	152,471	11,728
1969-70	Memorial	15	181,295	12,086
1968-69	Memorial	13	165,600	11,821
1967-68	Memorial	16	178,000	11,333
1966-67	Memorial	13	136,588	10,502
1965-66	Memorial	13	149,571	11,505
1964-65	Memorial	14	151,000	10,786
1963-64	Memorial	14	165,650	11,117
1962-63	Memorial	15	153,132	10,208
1961-62	Memorial	16	165,495	10,343
1960-61	Memorial	14	129,978	9,284
1959-60	Memorial	13	138,995	10,692
1958-59	Memorial	15	177,824	11,855
1957-58	Memorial	13	124,461	9,574
1956-57	Memorial	14	129,733	9,266
1955-56	Memorial	13	126,104	9,700

• Nation's season high
•• Includes 3 SEC Tournament games
••• Rupp Arena Record

Largest Rupp Arena Crowds (UK Games)

No.	Att.	Date	Opponent	Score	W/L
1.	24,479	Jan. 2, 2010	Louisville	71-62	W
2.	24,468	Dec. 5, 2009	North Carolina	68-66	W
3.	24,465	Feb. 10, 2007	Florida	61-64	L
4.	24,459	Feb. 4, 2003	Florida	70-55	W
5.	24,432	Dec. 17, 2005	Louisville	73-61	W
6.	24,411	Feb. 28, 2009	LSU	70-73	L
7.	24,402	Feb. 13, 2010	Tennessee	73-62	W
8.	24,398	Dec. 3, 2011	North Carolina	73-72	W
9.	24,394	Feb. 21, 2009	Tennessee	77-58	W
10.	24,389	Feb. 7, 2012	Florida	78-58	W
11.	24,388	Feb. 25, 2012	Vanderbilt	83-74	W
12.	24,387	Dec. 31, 2011	Louisville	69-62	W
13.	24,386	Jan. 5, 2008	Louisville	75-89	L
14.	24,382	March 1, 2012	Georgia	79-49	W
15.	24,371	Feb. 23, 2008	Arkansas	63-58	W

High School Games

No.	Att.	Date	Game(s)
1.	24,041	Mar. 27, 1987	LaRue Co. vs. Clay Co.
			Madison Central vs. Oldham Co.
2.	23,965	Mar. 12, 1999	Scott Co. vs. Madison Central
			Fleming Co. vs. Paducah Tilghman
3.	23,275	Mar. 16, 1991	Lou. Fairdale vs. Lex. Tates Creek
4.	22,344	Mar. 17, 2000	Iroquois vs. Scott Co.
			Lexington Catholic vs. Male
5.	22,175	Mar. 20, 1993	Marion Co. vs. Paul Dunbar
6.	22,001	Mar. 20, 2004	Mason Co. vs. Warren Central
7.	21,048	Mar. 19, 2009	Elliott Co. vs. Anderson Co.
			Shelby Valley vs. Mason Co.
8.	20,904	Mar. 26, 1982	Laurel Co. vs. Oldham Co.
			Virgie vs. Mason Co.
9.	20,764	Mar. 21, 1981	Simon Kenton vs. Mason Co.
10.	20,707	Mar. 20, 2009	Elliott Co. vs. Shelby Valley
			Holmes vs. Lexington Catholic

Largest Crowds at any UK Game

No.	Att.	Arena	Date	Game/Score
1.	78,129	Ford Field, Detroit	Dec. 13, 2003	UK 79, Michigan State 74
2.	75,421	Reliant Stadium, Houston	April 2, 2011	UConn 56, UK 55
3.	73,361	Mercedes-Benz Superdome	March 31, 2012	UK 69, Louisville 61
4.	70,913	Mercedes-Benz Superdome	April 2, 2012	UK 67, Kansas 59
5.	64,151	Superdome, New Orleans	April 3, 1993	Michigan 81, UK 78 (OT)
6.	47,028	RCA Dome, Indianapolis	Mar. 29, 1997	UK 78, Minnesota 69
	47,028	RCA Dome, Indianapolis	Mar. 31, 1997	Arizona 84, UK 79*
8.	45,217	RCA Dome, Indianapolis	Dec. 3, 1988	Notre Dame 81, UK 65
9.	43,601	RCA Dome, Indianapolis	Dec. 5, 1987	UK 82, Indiana 76
10.	42,519	Edward Jones Dome, St. Louis	Mar. 21, 1999	Michigan St. 73, UK 66
11.	42,440	Edward Jones Dome, St. Louis	Mar. 19, 1999	UK 58, Miami (OH) 43
12.	41,071	RCA Dome, Indianapolis	Dec. 2, 1995	UK 89, Indiana 82
13.	40,589	Tropicana Field, St. Petersburg	Mar. 20, 1998	UK 94, UCLA 68
	40,589	Tropicana Field, St. Petersburg	Mar. 22, 1998	UK 86, Duke 84
15.	40,509	Alamodome, San Antonio	Mar. 28, 1998	UK 86, Stanford 85 (OT)
	40,509	Alamodome, San Antonio	Mar. 30, 1998	UK 78, Utah 69

COLLEGE TOURNAMENTS AT RUPP ARENA

NCAA Tournaments

1977: Mideast Region
Michigan 86, Detroit 81 (semi)
Charlotte 81, Syracuse 59 (semi)
Charlotte 75, Michigan 68 (final)

1980: Mideast Region
Duke 55, Kentucky 54 (semi)
Purdue 76, Indiana 69 (semi)
Purdue 68, Duke 60 (final)

1984: Mideast Region
Kentucky 72, Louisville 67 (semi)
Illinois 72, Maryland 70 (semi)
Kentucky 54, Illinois 51 (final)

1985: NCAA Final Four
Georgetown 77, St. John's 59 (semi)
Villanova 52, Memphis 45 (semi)
Villanova 66, Georgetown 64 (final)

1989: Southeast Region
Virginia 86, Oklahoma 80 (semi)
Michigan 92, North Carolina 87 (semi)
Michigan 102, Virginia 65 (final)

1992: Southeast Region
Ohio State 80, North Carolina 73 (semi)
Michigan 75, Oklahoma St. 72 (semi)
Michigan 75, Ohio State 71 (OT) (final)

1994: Southeast Region
Purdue 98, Central Florida 67 (1st Rd)
Alabama 76, Providence 70 (1st Rd)
WF 68, Col. Of Charleston 58 (1st Rd)
Kansas 102, Chattanooga 73 (1st Rd)
Purdue 83, Alabama 73 (2nd Rd)
Kansas 69, Wake Forest 58 (2nd Rd)

1996: Southeast Region
Mississippi St. 60, UConn 55 (semi)
Cincinnati 87, Georgia Tech 70 (semi)
Mississippi St. 73, Cincinnati 63 (final)

1998: South Region
Duke 99, Radford 63 (1st Rd)
Oklahoma St. 74, GW 59 (1st Rd)
Syracuse 63, Iona 61 (1st Rd)
New Mexico 79, Butler 62 (1st Rd)
Duke 79, Oklahoma St. 73 (2nd Rd)
Syracuse 56, New Mexico 62 (2nd Rd)

2002: South Region
Indiana 73, Duke, 72 (semi)
Kent State 78, Pittsburgh 73 (semi)
Indiana 81, Kent State 69 (final)

2007: South Region
Louisville 78, Stanford 58 (1st Rd)
Texas A&M 68, Penn 52 (1st Rd)
Ohio State 78, C. Conn. St. 57 (1st Rd)
Xavier 79, BYU 77 (1st Rd)
Ohio State 78, Xavier 71 [OT] (2nd Rd)
Texas A&M 72, Louisville 69 (2nd Rd)

Ohio Valley Conference Tournaments

1992: Tenn. Tech 89, Austin Peay 68 (1st Rd)
Eastern Ky. 88, Tenn. State 67 (1st Rd)
Morehead St. 81, MTSU 80 (1st Rd)
Eastern Ky. 72, Tenn. Tech 67 (semi)
Murray St. 109, Morehead St. 77 (semi)
Murray St. 81, Eastern Ky. 60 (final)

1993: Tenn. Tech 97, Morehead 89 (1st Rd)
Murray St. 82, Austin Peay 66 (1st Rd)
Tenn. State 77, Tenn. Tech 70 (semi)
Murray St. 74, Eastern Ky. 73 (semi)
Tenn. State 82, Murray State 68 (final)

SEC Tournaments

1982: Vanderbilt 47, Florida 46 (2OT) (1st Rd)
Auburn 38, Mississippi 36 (OT) (1st Rd)
Alabama 85, Georgia 74 (2nd Rd)
Ole Miss 59, LSU 52 (2nd Rd)
Tennessee 57, Vanderbilt 54 (2nd Rd)
Kentucky 89, Auburn 66 (2nd Rd)
Alabama 56, Tennessee 50 (semi)
Kentucky 62, Ole Miss 58 (semi)
Alabama 48, Kentucky 46 (final)

1986: Miss. State 62, Vanderbilt 54 (1st Rd)
Ole Miss 73, Tennessee 56 (1st Rd)
Alabama 79, Georgia 59 (2nd Rd)
LSU 72, Florida 66 (2nd Rd)
Miss. State 65, Auburn 63 (2nd Rd)
Kentucky 95, Ole Miss 69 (2nd Rd)
Alabama 77, Mississippi State 65 (semi)
Kentucky 61, LSU 58 (semi)
Kentucky 83, Alabama 72 (final)

1993: Alabama 87, S. Carolina 79 (1st Rd)
Georgia 87, Miss. State 56 (1st Rd)
Ole Miss 67, Florida 62 (1st Rd)
Tennessee 78, Auburn 76 (1st Rd)
Vanderbilt 76, Alabama 59 (2nd Rd)
Arkansas 65, Georgia 60 (2nd Rd)
LSU 89, Ole Miss 70 (2nd Rd)
Kentucky 101, Tennessee 40 (2nd Rd)
LSU 72, Vanderbilt 62 (semi)
Kentucky 92, Arkansas 81 (semi)
Kentucky 82, LSU 65 (final)

YEAR-BY-YEAR



Indiana upset Duke in the 2002 South Regional in Lexington.

.897 JH - 122-14 RP - 107-7 .939 BG - 26-10 .722
.815 ES - 53-12 TS - 119-19 .862 JC - 59-1 .983

Year	W-L	Coach	Pct.	1988-89	8-6	ES	.571	2001-02	12-3		.800
1976-77	12-2	JH	.857	1989-90	13-2	RP	.867	2002-03	12-1		.923
1977-78	16-0		1.000	1990-91	13-0		1.000	2003-04	11-2		.846
1978-79	11-4		.733	1991-92	15-2		.882	2004-05	14-1		.933
1979-80	12-3		.800	1992-93	16-0		1.000	2005-06	10-5		.667
1980-81	15-0		1.000	1993-94	13-1		.929	2006-07	14-2	TS	.875
1981-82	15-1		.938	1994-95	12-1		.923	2007-08	14-4	BG	.778
1982-83	14-1		.933	1995-96	13-0		1.000	2008-09	12-6	BG	.667
1983-84	16-0		1.000	1996-97	12-1	RP	.923	2009-10	18-0	JC	1.000
1984-85	11-3	122	.786	1997-98	9-3	TS	.750	2010-11	15-0	JC	1.000
1985-86	18-0	ES	1.000	1998-99	12-1		.923	2011-12	18-0	JC	1.000
1986-87	13-2	ES	.867	1999-00	14-0		1.000	**Totals**	**478-60**		**.888**
1987-88	14-2	ES	.875	2000-01	11-1		.917				

KENTUCKY AT HOME THROUGH THE YEARS

Home Arena	Seasons	W-L	Pct.
Pre-Alumni Gym (1903 through 1924)	22	91-46	.664
Alumni Gym (1924-25 through 1949-50)	26	247-24	.911
Memorial Coliseum (1950-51 through 1975-76, 2009)	*26	307-38	.890
Rupp Arena (1976-77 through Present)	36	478-60	.888
Totals	**110**	**1,123-168**	**.947**

***UK hosted UNLV in the opening round of the 2009 NIT**

ALUMNI GYM

Alumni Gym - Won 247, Lost 24

Alumni Gym is actually "the first house that Rupp built." A house filled with tradition. A house where Kentucky basketball began.

Memorial Coliseum is often referred to as "the house that Rupp built." The Wildcats' current home, Rupp Arena, was dedicated to the legendary coach in 1976. But the rich Kentucky basketball tradition began 26 years before the ink was even dry on the Memorial Coliseum plans.

In 1923, the Athletics Council members argued to the Board of Trustees that the old gym in Barker Hall's Buell Armory was unsafe for even the small number of people it could accommodate. Large crowds that had to be turned away and the probability that the popular state high school tournament would be moved away were two major factors that convinced the Board members that a new gym was in order.

Soon, the 2,800-seat structure was approved and the Alumni Association began efforts to raise the $100,000 needed for the Wildcats new home — a home critics labeled as a "white elephant."

Alumni Gym, which was complete for the 1924-25 season, holds claim to the birth of Wildcat basketball mania. The building served as the home floor for Wildcat squads until 1950. During that time, Kentucky lost only 24 of its 271 games, while laying the groundwork to become the winningest college basketball team in the nation.

When Rupp took the reins of the program in 1930, his squads established a home record of 201 victories against just eight losses in 19 seasons. He led the Cats to 84 consecutive wins in the confines of Alumni including 64 consecutive victories in the Southeastern Conference.

During the last 17 seasons in the gym, the Wildcats won 12 conference tournament crowns and three Sugar Bowl championships. Through 26 seasons at the corner of the Avenue of Champions and South Limestone, Kentucky suffered only one losing season, while having 12 campaigns with three or fewer losses.

Kentucky basketball became a dynasty in 1948 after winning the SEC and NCAA championships and the coveted Olympic gold in London, England. Led by All-Americans Alex Groza, Ralph Beard and Wallace "Wah Wah" Jones, with Rupp coaching from the sidelines, the United States squad soundly defeated France 65-21 in the gold medal game to become the 1948 World Champions.

In 1950, Kentucky's reign in Alumni Gym came to an end following the completion of the new Memorial Coliseum.

Year-by-Year at Alumni Gym

Year	Won	Lost	Pct.
1924-25	8	2	.800
1925-26	9	1	.900
1926-27	2	8	.250
1927-28	6	2	.750
1928-29	7	2	.778
1929-30	12	1	.923
1930-31	9	0	1.000
1931-32	10	1	.909
1932-33	10	1	.909
1933-34	10	0	1.000
1934-35	13	0	1.000
1935-36	11	1	.917
1936-37	9	1	.900
1937-38	9	0	1.000
1938-39	9	1	.900
1939-40	8	1	.889
1940-41	9	1	.900
1941-42	10	0	1.000
1942-43	8	1	.889
1943-44	8	0	1.000
1944-45	10	0	1.000
1945-46	12	0	1.000
1946-47	17	0	1.000
1947-48	11	0	1.000
1948-49	10	0	1.000
1949-50	10	0	1.000
Totals	**247**	**24**	**.911**

MEMORIAL COLISEUM



For 26 years, the pulsating cries of "Rip 'em Up, Tear 'em Up, Give 'em Hell Wildcats" rang through one of the grandest and most historic of all basketball palaces — UK's Memorial Coliseum.

In 1941, when Dr. H.L. Donovan became president of the University, one of his first recommendations was for a building "that will properly take care of our athletics, our health service, physical education and recreation." From this beginning came the plan that culminated in the construction of 11,500-seat Memorial Coliseum, a then-unparalleled edifice costing $3,925,000 by the time it was completed in 1950.

The Wildcats got off to a fine start in the Coliseum, winning every game played in the building for the first three seasons. When Georgia Tech upset Kentucky 59-58 on Jan. 8, 1955, it marked the first time the Wildcats had lost on their home court since the days of Alumni Gym, dating back more than 12 years to Jan. 2, 1943.

The loss ended a streak of 129 consecutive wins at home for Kentucky, an NCAA record that still stands today. In 26 years, Kentucky came away a loser only 38 times in 344 games.

From the early 1960s on, the sale of UK basketball season tickets was closed to the public with season ticket holders taking all the allotment other than student seating.

The huge building, which serves as a memorial to the nearly 10,000 Kentuckians who lost their lives in World War II and the Korean War, covers an entire city block and contains as much space as a seven-story office building. Situated along the Avenue of Champions, the Coliseum still houses UK Athletics Association offices and is the home to Kentucky women's basketball, gymnastics and volleyball. The arena's current capacity is 8,500.

History was rewritten on March 17, 2009 when the Wildcats hosted UNLV in the first round of the NIT. Due to a scheduling conflict with Rupp Arena, Kentucky played its first game in Memorial Coliseum in over 30 years. In front of a capacity crowd, the Wildcats "rechristened" the venerable gym with a 70-60 win over the Running Rebels.

Year-by-Year at Memorial

Year	Won	Lost	Pct.
1950-51	14	0	1.000
1951-52	12	0	1.000
1952-53#	-	-	-
1953-54	14	0	1.000
1954-55	13	1	.929
1955-56	11	2	.909
1956-57*	14	2	.875
1957-58*	14	1	.933
1958-59	14	0	1.000
1959-60	10	3	.769
1960-61	12	2	.857
1961-62	14	2	.875
1962-63	10	5	.667
1963-64	13	1	.929
1964-65	12	2	.857
1965-66	13	0	1.000
1966-67	8	7	.533
1967-68*	14	1	.933
1968-69	12	1	.923
1969-70	15	0	1.000
1970-71	12	1	.923
1971-72	12	1	.923
1972-73	11	2	.846
1973-74	9	3	.750
1974-75	12	0	1.000
1975-76	11	1	.917
2008-09!	1	0	1.000
Totals	**307**	**38**	**.890**

*#-UK was suspended from play by the NCAA *-Record includes two NCAA Tournament games !-NIT game vs. UNLV*

FREEDOM HALL

A Home-Away-From-Home (Won 125, Lost 33, .791)

The University of Kentucky has built an impressive record playing in Louisville. Besides winning 27 of their last 32 there, the Wildcats have won an NCAA championship (1958), nine Southeastern Conference Tournament titles, and have defeated some of the best teams from around the country before Wildcats fans in Louisville.

Kentucky began playing in Louisville in 1908, when the Cats lost to Louisville, 30-18. UK defeated the University of Louisville, 26-13 in 1914, lost to the Cards 26-15 the following year, and then defeated them 32-24 in 1916. Two years later, UK lost to Centre, 22-12, in the state championship game played in Louisville. The Cats defeated the Cards there in 1922 and then did not play again in the Derby City until the 1936-37 season, when they dropped a 41-28 decision to Notre Dame.

Most of those early games were played in the Armory downtown before Freedom Hall was opened (1957). The Cats christened the new facility by capturing the 1958 NCAA title with victories over Temple and Seattle. The spacious arena has played host to Kentucky teams every year since. Kentucky's record at Freedom Hall now stands at 57-17.

The Wildcats' overall record in Louisville is 125-33: 75-26 in regular-season play, 43-3 in SEC Tournament play and 7-3 in postseason competition.

Kentucky's most impressive string of victories in Louisville came when the Cats won 32 straight games between 1946 and 1951. Only 12 of the 32 teams Kentucky has faced in Louisville have been able to knock off the Cats. The longest running series has been with Notre Dame, with the Wildcats holding a 24-9 advantage over the Fighting Irish.

Kentucky established a then-Freedom Hall attendance record in 1993 as 20,060 fans jammed the arena to watch the Cats down the Indiana Hoosiers, 81-78. Seven years earlier, 20,053 fans looked on as the Cats faced SEC-rival Georgia, Dec. 30, 1986. UK fans continued a Wildcat tradition as more than 19,000 arrived the night before for a brief Kentucky shooting practice and to catch a glimpse of super-frosh Rex Chapman in December 1986. Three days earlier, the Wildcats had handed Louisville its worst defeat ever at Freedom Hall, 85-51.

UK returned to the Derby City in its 2012 NCAA Championship run opening up the Tournament with wins over Western Kentucky and Iowa State in the KFC Yum! Center.

UK vs. Opponents in Louisville

School	Won	Lost
Alabama	5	0
Appalachian State	1	0
Arkansas Little Rock	1	0
Auburn	5	0
Austin Peay	2	0
Centre	0	1
Chattanooga	1	0
DePaul	4	0
Florida	5	0
Florida St.	1	0
Georgia	5	1
Georgia Tech	6	0
Great Lakes	0	2
Illinois	1	0
Indiana	9	4
Iona	1	0
Iowa State	1	0
Kansas	3	0
LSU	5	0
Louisville	10	7
Louisville Coliseum	0	1
Marshall	1	0
Mississippi	3	0
Mississippi State	3	0
Morehead	2	0
North Carolina	1	2
UNC Asheville	1	0
Notre Dame	24	9
Ohio State	0	1
Purdue	1	0
Seattle	1	0
St. Andrew's	0	1
Temple	5	0
Tennessee	5	2
Tulane	8	0
UAB	0	1
Vanderbilt	1	1
VMI	1	0
Western Kentucky	2	0
Total	**125**	**33**

KENTUCKY RESULTS IN LOUISVILLE

Year	Opponent	Score	W-L
1907-08	Louisville Coliseum	18-30	L
1913-14	Louisville	26-13	W
1914-15	St. Andrew's	25-50	L
	Louisville	15-26	L
1915-16	Louisville	32-24	W
1917-18	Centre	12-24	L
1921-22	Louisville	38-14	W
1936-37	Notre Dame	28-41	L
1938-39	Notre Dame	37-42	L
1940-41	Notre Dame	47-48	L
	Ole Miss [SEC]	62-52	W
	Tulane [SEC]	59-30	W
	Alabama [SEC]	39-37	W
	Tennessee [SEC]	33-36	L
1941-42	Florida [SEC]	42-36	W
	Ole Miss [SEC]	59-32	W
	Auburn [SEC]	40-31	W
	Alabama [SEC]	36-34	W
	Great Lakes	47-58	L
1942-43	Indiana	52-58	L
	Notre Dame	60-55	W
1942-43	Tulane [SEC]	48-31	W
	Georgia [SEC]	59-30	W
	Miss. State [SEC]	52-43	W
	Tennessee [SEC]	30-33	L
	Great Lakes	39-53	L
1943-44	Indiana	61-41	W
	Notre Dame	55-54	W
	Georgia [SEC]	57-29	W
	LSU [SEC]	55-28	W
	Tulane [SEC]	62-46	W
1944-45	Indiana	61-43	W
	Notre Dame	(OT) 58-59	L
	Florida [SEC]	57-35	W
	LSU [SEC]	68-37	W
	Alabama [SEC]	52-41	W
	Tennessee [SEC]	39-35	W
1945-46	Notre Dame	47-56	L
	Auburn [SEC]	69-24	W
	Florida [SEC]	69-32	W
	Alabama [SEC]	59-30	W
	LSU [SEC]	59-36	W
	Temple	54-43	W
1946-47	DePaul	65-45	W
	Notre Dame	60-30	W
	Vanderbilt [SEC]	98-29	W
	Auburn [SEC]	84-18	W
	Georgia Tech [SEC]	75-53	W
	Tulane [SEC]	55-38	W
1946-47	Temple	68-29	W
1947-48	DePaul	74-50	W
	Temple	58-38	W
	Florida [SEC]	87-31	W
	LSU [SEC]	63-47	W
	Tennessee [SEC]	70-47	W
	Georgia Tech [SEC]	54-43	W
1948-49	DePaul	67-36	W
	Tulane	51-47	W
	Notre Dame	62-38	W
	Florida [SEC]	73-36	W
	Auburn [SEC]	70-39	W
	Tennessee [SEC]	83-44	W
	Tulane [SEC]	68-52	W
1949-50	DePaul	49-47	W
	Miss. State [SEC]	56-46	W
	Georgia [SEC]	79-63	W
	Tennessee [SEC]	95-58	W
1950-51	Miss. State [SEC]	92-70	W
	Auburn [SEC]	84-54	W
	Georgia Tech [SEC]	82-56	W
	Vanderbilt [SEC]	57-61	L
1951-52	Georgia	95-55	W
	Georgia Tech [SEC]	80-59	W
	Tulane [SEC]	85-61	W
	Tennessee [SEC]	81-66	W
	LSU [SEC]	44-43	W
1953-54	Georgia Tech	99-48	W
1955-56	Georgia	143-66	W
2011-12	WKU [NCAA]	81-66	W
	Iowa St. [NCAA]	87-71	W

Freedom Hall Era

Year	Opponent	Score	W-L
1957-58	Temple [NCAA]	61-60	W
	Seattle [NCAA]	84-72	W
1958-59	Illinois	76-75	W
1959-60	Temple	97-92	W

1960-61	Notre Dame	68-62	W	
	Morehead [NCAA]	71-64	W	
	Ohio State [NCAA]	74-87		L
1961-62	Notre Dame	100-53	W	
1962-63	Notre Dame	78-70	W	
1963-64	Notre Dame	101-81	W	
1964-65	Notre Dame	97-111		L
1965-66	Notre Dame	103-69	W	
1966-67	Notre Dame	96-85	W	
1967-68	Notre Dame	81-73	W	
1968-69	Notre Dame	110-90	W	
1969-70	Notre Dame	102-100	W	
1970-71	Notre Dame	92-99		L
1971-72	Indiana	(2OT) 89-90		L
	Notre Dame	83-67	W	
1972-73	North Carolina	70-78		L
	Notre Dame	65-63	W	
1973-74	Indiana	68-77		L
	Notre Dame	79-94		L
1974-75	North Carolina	90-78	W	
	Kansas	100-63	W	
	Notre Dame	113-96	W	
1975-76	Indiana	(OT) 68-77		L
	Notre Dame	79-77	W	
1976-77	Notre Dame	102-78	W	
	Florida State	97-57	W	
1977-78	Notre Dame	73-68	W	
1978-79	Notre Dame	81-76	W	
1979-80	Notre Dame	86-80	W	
1980-81	Notre Dame	61-67		L
1981-82	Notre Dame	(OT) 34-28	W	
1982-83	Kansas	83-62	W	
1983-84	Purdue	86-67	W	
1984-85	Louisville	64-71		L
	Kansas	92-89	W	
1985-86	VMI	93-55	W	
1986-87	Louisville	85-51	W	
	Georgia	65-69		L
1987-88	Notre Dame	78-69	W	
1988-89	Austin Peay	85-77	W	
	Louisville	75-97		L
1989-90	North Carolina	110-121		L
1990-91	Western Kentucky	84-70	W	
	Louisville	93-85	W	
1991-92	Morehead State	101-84	W	
1992-93	Louisville	88-68	W	
	Indiana	81-78	W	
1993-94	Ole Miss	98-64	W	
1994-95	Indiana	73-70	W	
	Louisville	86-88		L
1995-96	Marshall	118-99	W	
1996-97	Indiana	99-65	W	
	Louisville	74-54	W	
1997-98	Alabama	70-67	W	
1998-99	Indiana	(OT) 70-61	W	
	Louisville	74-83		L
1999-00	Georgia Tech	80-71	W	
2000-01	Indiana	88-74	W	
	Louisville	64-62	W	
2001-02	Tulane	101-67	W	
2002-03	Indiana	70-64	W	
	Louisville	63-81		L
2003-04	Austin Peay	61-53	W	
2004-05	Indiana	73-58	W	
	Louisville	60-58	W	
2005-06	Iona	73-67	W	
2006-07	Chattanooga	79-63	W	
	Louisville	61-49	W	
2007-08	UAB	76-79		L
2008-09	Appalachian State	93-69	W	
	Louisville	71-74		L
2009-10	UNC Asheville	94-57	W	
2010-11	Notre Dame	72-58	W	
2011-12	Arkansas-Little Rock	73-51	W	

Freedom Hall record: 60-18 • **UK's record in Louisville:** 125-33

BIGGEST GAMES

Kentucky 20, Georgia 19
March 1, 1921
ATLANTA — Bill King's free throw with no time left on the clock lifted the Wildcats to the SIAA Championship, the first college basketball tournament ever played.

Georgia	8	11	—	19
Kentucky	7	13	—	20

Kentucky 28, Cincinnati 23
December 13, 1924
LEXINGTON — James McFarland scored 10 points and the Wildcats defeated the Bearcats in the first game played at Alumni Gym.

Cincinnati	9	14	—	23
Kentucky	13	15	—	28

Kentucky 67, Georgetown Coll. 19
December 18, 1930
LEXINGTON — The Wildcats pounded the Tigers in Adolph Rupp's debut as coach at Kentucky.

G'town Coll.	9	10	—	19
Kentucky	38	29	—	67

Kentucky 35, Marquette 33
February 14, 1938
LEXINGTON — Joe Hagan's 48-foot shot with 12 seconds left lifted the Wildcats over the Warriors. After the game, Gov. Chandler pounded a nail into the floor to mark the spot.

Marquette	18	15	—	33
Kentucky	18	17	—	35

Kentucky 60, Notre Dame 55
January 23, 1943
LEXINGTON — Marvin Akers and Melvin Ticco combined for 33 points as the Wildcats beat the Fighting Irish for the first time in school history.

Notre Dame	33	22	—	55
Kentucky	27	33	—	60

Kentucky 46, Rhode Island 45
March 20, 1946
NEW YORK — Ralph Beard's free throw with 40 seconds left lifted the Wildcats to their first national title in the NIT.

Kentucky	26	20	—	46
Rhode Island	27	18	—	45

Utah 49, Kentucky 45
March 24, 1947
NEW YORK — Wat Misaka, a 5-8 center, held high-scoring Ralph Beard to two points and the Utes won the NIT championship.

Kentucky	21	24	—	45
Utah	27	22	—	49

Kentucky 73, West Texas State 43
December 1, 1950
LEXINGTON — The Wildcats made the first game played in Memorial Coliseum a memorable one as they routed the Buffaloes.

W. Texas St.	24	19	—	43
Kentucky	47	26	—	73

Georgia Tech 59, Kentucky 58
January 8, 1955
LEXINGTON — Joe Helms' 12-foot jump shot with 12 seconds left ended the Wildcats' 129-game home winning streak.

Ga. Tech	26	33	—	59
Kentucky	23	35	—	58

Kentucky 85, Temple 83 (3 OT)
December 7, 1957
LEXINGTON — The longest game in UK history proved fruitful for the Wildcats as Vernon Hatton scored UK's final six points to edge the Owls.

Temple	35	30	6	4	.....
	8	—	83		
Kentucky	34	31	6	4	.....
	10	—	85		

Kentucky 61, Temple 60
March 21, 1958
LOUISVILLE — Vernon Hatton's layup with 17 seconds remaining pushed the Wildcats past the Owls and into the NCAA Championship game.

Temple	33	27	—	60
Kentucky	33	28	—	61

Texas Western 72, Kentucky 65
March 19, 1966
COLLEGE PARK — Bobby Joe Hill scored 20 points and Texas Western upset the top-ranked Wildcats to win the NCAA title.

Kentucky	28	37	—	65
Texas Western	31	41	—	72

Kentucky 69, Tennessee 66
January 18, 1969
KNOXVILLE – On the road against its long-time rival, Kentucky became the first team in college basketball history to win 1,000 games.

Tennessee	36	30	—	66
Kentucky	35	34	—	69

Kentucky 109, LSU 96
January 24, 1970
LEXINGTON — "Pistol" Pete Maravich poured in 64 points against the Wildcats, but Dan Issel answered with 51 as the Wildcats topped 100 points en route to victory. At the time, it was the most points ever scored (115) by opposing players in the same game.

Kentucky	56	53	—	109
LSU	48	48	—	96

Kentucky 90, Vanderbilt 86
February 28, 1970
LEXINGTON — Dan Issel became the first UK player to score 2,000 career points as the Wildcats avenged their only loss of the season.

Vanderbilt	33	53	—	86
Kentucky	46	44	—	90

Florida State 73, Kentucky 54
March 18, 1972
DAYTON — The Seminoles won the Mideast Region title by routing the Wildcats in Adolph Rupp's final game as coach.

Kentucky	28	26	—	54
Florida State	34	39	—	73

Kentucky 92, Indiana 90
March 22, 1975
DAYTON — The Wildcats captured the Mideast Region title by handing the Hoosiers their first loss in 34 games.

Kentucky	44	48	—	92
Indiana	44	46	—	90

UCLA 92, Kentucky 85
March 31, 1975
SAN DIEGO — Coach John Wooden closed out his coaching career by leading the Bruins to their 10th NCAA title in 12 years.

Kentucky	40	45	—	85
UCLA	43	49	—	92

Kentucky 94, Mississippi St. 93 (OT)
March 8, 1976
LEXINGTON — Jack Givens keyed a late rally as the Wildcats outlasted the Bulldogs in the last game played at Memorial Coliseum.

Miss. State	50	35	8	—	93
Kentucky	42	43	9	—	94

Kentucky 72, Wisconsin 64
November 27, 1976
LEXINGTON — With Adolph Rupp looking on from the stands, the Wildcats dumped the Badgers in the first game played at Rupp Arena.

Wisconsin	24	40	—	64
Kentucky	34	38	—	72

Kentucky 94, Duke 88
March 27, 1978
ST. LOUIS — Jack Givens scored 41 points as the Wildcats captured their fifth NCAA title.

Kentucky	45	49	—	94
Duke	38	50	—	88

Kentucky 67, Kansas 66 (OT)
December 9, 1978
LEXINGTON — After forcing overtime, the Cats were down 66-60 with 31 seconds to go. Dwight Anderson scored back-to-back baskets then stole the inbounds pass and fed Kyle Macy for the tying jumper. Macy

completed the comeback by adding a technical free throw when Kansas called a timeout it didn't have.

Kansas	35	21	10	— 66
Kentucky	28	28	11	— 67

Louisville 80, Kentucky 68 (OT)

March 26, 1983

KNOXVILLE — The first meeting between the two teams in more than 24 years proved memorable as the Cardinals outscored the Wildcats 18-6 in overtime to advance to the Final Four.

Kentucky	37	25	6	— 68
Louisville	30	32	18	— 80

Kentucky 65, Louisville 44

November 26, 1983

LEXINGTON — In the first regular-season meeting in 61 years between the two in-state rivals, the Wildcats employed a swarming defense and balanced offense to roll to victory.

Louisville	20	24	—	44
Kentucky	35	30	—	65

Kentucky 72, Louisville 67

March 22, 1984

LEXINGTON — Winston Bennett's three-point play with 13 seconds left pushed the Wildcats into the Mideast Regional Final.

Louisville	36	31	—	67
Kentucky	32	40	—	72

Georgetown 53, Kentucky 40

March 31, 1984

SEATTLE — The Hoyas outscored the Wildcats 23-2 at the start of the second half on their way to the NCAA title game. UK sank only three of 33 field goal attempts in the second half.

Georgetown	22	31	—	53
Kentucky	29	11	—	40

Kentucky 64, UNLV 61

March 16, 1985

SALT LAKE CITY — Kenny Walker scored 23 points and provided a key block in the final minutes as the Wildcats advanced to the West Regional final.

Kentucky	30	34	—	64
UNLV	30	31	—	61

St. John's 86, Kentucky 70

March 22, 1985

DENVER — Having announced he would retire following the game, Coach Joe B. Hall watched as the Redmen ended the Wildcats' Final Four hopes.

Kentucky	38	32	—	70
St. John's	39	47	—	86

Kentucky 75, Oklahoma 74

March 1, 1987

LEXINGTON — Richard Madison's basket with eight seconds left enabled the Wildcats to upset the No. 12 Sooners.

Oklahoma	34	40	—	74
Kentucky	35	40	—	75

Kentucky 76, Ohio 73

November 28, 1989

LEXINGTON — The long-awaited debut of Coach Rick Pitino and the Wildcats was worth waiting for as Reggie Hanson scored 24 points and UK held off the Bobcats.

Ohio	30	43	—	73
Kentucky	44	32	—	76

Kentucky 100, LSU 95

February 15, 1990

LEXINGTON — Described by many as one of the most exciting games ever played at Rupp Arena, the Wildcats burst out to an early lead and then held off Chris Jackson and the Tigers.

LSU	36	59	—	95
Kentucky	48	52	—	100

Kentucky 90, Florida 74

February 23, 1991

LEXINGTON — Kentucky beat the Gators to became one of two schools (along with North Carolina) to win 1,500 basketball games.

Kentucky	37	53	—	90
Florida	29	45	—	74

Kentucky 114, Auburn 93

March 2, 1991

LEXINGTON — Before the then-largest crowd in Rupp Arena history, the Wildcats closed out the 1990-91 season with a 22-6 overall record. Although UK was ineligible for the SEC title because of probation, the Wildcats secured the best record in the league (14-4) with the win over Auburn. A ceremony and parade followed.

Auburn	43	50	—	93
Kentucky	65	49	—	114

Kentucky 80, Alabama 54

March 15, 1992

BIRMINGHAM — Kentucky roared back from a 32-29 halftime deficit to crush Alabama, 80-54, and take the SEC Tournament championship after being banned from the event for two years.

Kentucky	29	51	—	80
Alabama	32	22	—	54

Duke 104, Kentucky 103 (OT)

March 28, 1992

PHILADELPHIA — In what many called the "greatest NCAA Tournament game ever played," Kentucky took top-ranked defending champion Duke to overtime before a desperation shot by Christian Laettner sent the Blue Devils to the Final Four.

Kentucky	45	48	10	— 103
Duke	50	43	11	— 104

Kentucky 106, Florida State 81

March 27, 1993

CHARLOTTE — Kentucky beat Florida State to advance to the NCAA Final Four in New Orleans. The victory completed a string of four games in which the Wildcats blitzed their Southeast Region opponents by an average of 31.0 points — the largest margin of victory by a team through four games en route to the Final Four.

Florida St.	46	35	—	81
Kentucky	54	52	—	106

Michigan 81, Kentucky 78 (OT)

April 3, 1993

NEW ORLEANS — Kentucky faced Michigan in the NCAA semifinals, marking UK's 10th Final Four appearance. An 81-78 overtime loss to the Wolverines ended the Cats' season at 30-4 and marked All-American Jamal Mashburn's last game in UK blue.

Kentucky	35	36	7	— 78
Michigan	40	31	10	— 81

Kentucky 99, LSU 95

February 15, 1994

BATON ROUGE — Trailing by 31 points with 15:34 remaining in the game, the Wildcats went on a tear. They hit 11 three-pointers and outscored the Tigers 62-27 during the final 15:34. UK's 99-95 win marked the greatest comeback in school history.

Kentucky	32	67	—	99
LSU	48	47	—	95

Kentucky 73, Florida 60

March 13, 1994

MEMPHIS — Kentucky faced Florida for the second time in 11 days, and for the second time, the Wildcats beat the Gators. The triumph in Memphis gave UK its third consecutive SEC Tournament title and improved the Pitino-era SEC Tourney mark to a perfect 9-0.

Kentucky	33	40	—	73
Florida	27	33	—	60

Kentucky 95, Arkansas 93 (OT)

March 12, 1995

ATLANTA— Kentucky repeatedly clawed its way back in the SEC Tournament final — finding itself trailing by 19 in the first half, 12 points with nine minutes left in the second half and nine points with 1:33 remaining in overtime.

Kentucky	44	36	15	— 95
Arkansas	50	30	13	— 93

Kentucky 81, Massachusetts 74

March 30, 1996

EAST RUTHERFORD, N.J. — In a rematch from an early season loss, the Wildcats fought off a late rally in the national semifinals to advance to the championship game for the first time in 18 years.

Kentucky	36	45	—	81
UMass	28	46	—	74

Kentucky 76, Syracuse 67

April 1, 1996

EAST RUTHERFORD, N.J. — Behind an NCAA title game record-tying seven three-pointers from Tony Delk, UK won its sixth national title.

Kentucky	42	34	—	76
Syracuse	33	34	—	67

Arizona 84, Kentucky 79 (OT)

March 31, 1997

INDIANAPOLIS — Trying to become the second team in 24 years to repeat as national champion, Ron Mercer and Anthony Epps nailed three-pointers inside the last minute to force overtime. But with four Wildcats fouling out, Arizona outscored UK in the extra period in Rick Pitino's final game as coach at Kentucky.

Arizona	33	41	10 —	84
Kentucky	32	42	5 —	79

Kentucky 86, Duke 84

March 22, 1998

ST. PETERSBURG, Fla. – The Wildcats fell behind by 18 points in the first half and by 17 points with 9:38 remaining in the game before avenging a 1992 loss to the Blue Devils. Cameron Mills' three-pointer with 2:15 left gave UK its first lead, 80-79, before Scott Padgett's trey with 39.4 seconds remaining broke an 81-81 tie as Kentucky advanced to the Final Four for the third consecutive year.

Kentucky	39	47	—	86
Duke	49	35	—	84

Kentucky 86, Stanford 85 (OT)

March 28, 1998

SAN ANTONIO – Kentucky rallied from a 10-point second-half deficit, then grabbed a five-point overtime lead, before fending off the Cardinal to advance to the title game for the third straight season. Jeff Sheppard canned three long-range three-pointers – two in the final three minutes and one in overtime – en route to a career-high 27 points.

Stanford	37	36	12 —	85
Kentucky	32	41	13 —	86

Kentucky 78, Utah 69

March 30, 1998

SAN ANTONIO – After being outrebounded 24-6 in the first half and trailing 41-31 at the break, the "Comeback Cats" charged from behind to win the school's seventh national title, its second in three years. It was the largest halftime deficit overcome in a title game.

Utah	41	28	—	69
Kentucky	31	47	—	78

Kentucky 103, Maryland 91

December 12, 1998

LEXINGTON – The senior trio of Heshimu Evans, Scott Padgett and Wayne Turner combined to tally 73 points, 22 rebounds and 14 assists as the fifth-ranked Cats knocked off the No. 2 Terrapins, ending their 13-game win streak.

Maryland	41	50	—	91
Kentucky	54	49	—	103

Kentucky 82, Louisville 62

December 29, 2001

LEXINGTON — Rick Pitino returned to Rupp Arena for the first time as coach of archrival Louisville but watched as Tayshaun Prince scored a game-high 18 points as UK won by 20. UK dedicated the new playing floor as "Cawood's Court" before chants of "Tub-by, Tub-by" filled the arena throughout the game.

Kentucky	36	46	—	82
Louisville	32	30	—	62

Kentucky 70, Florida 55

February 4, 2003

LEXINGTON — Florida came to Lexington sporting a No. 1 ranking for the first time in school history, but were quickly stiffled by UK's defense. The Wildcats were able to jump out to a 23-point lead at halftime, which grew to as much as 29 points during the final half as a Rupp Arena-record crowd of 24,459 watched UK earn the 70-55 victory.

Kentucky	45	23	—	70
Florida	22	33	—	55

Kentucky 79, Michigan State 74

December 13, 2003

DETROIT — A basketball world-record crowd of 78,129 watch No. 8 Kentucky beat No. 21 Michigan State at Ford Field. Unlike basketball games at domes that have attracted 40,000-plus fans, the court was not tucked into an end zone, but placed on the 50-yard line in the Detroit Lions' home stadium - a true site to see.

Kentucky	49	30	—	79
Michigan St.	43	31	—	74

Kentucky 67, Central Arkansas 40

November 6, 2007

LEXINGTON — The Billy Gillispie era opened, as the Graford, Texas native made his regular season debut as the 21st coach in Kentucky history. Joe Crawford paced the Cats with 20 points while Mark Coury recorded a double-double, giving Gillispie a successful debut.

C. Arkansas	20	20	—	40
Kentucky	34	33	—	67

Kentucky 90, Tennessee 72

January 13, 2009

KNOXVILLE — Jodie Meeks had a night to remember when he broke the UK single-game scoring record scoring 54 points in leading the Wildcats to victory. Meeks finished the night 15-22 from the field (10-15 three-point range) and 14-14 from the free throw line.

Kentucky	41	49	—	90
Tennessee	37	35	—	72

Kentucky 88, Drexel 44

December 21, 2009

LEXINGTON — Kentucky became the first program in college basketball history to reach the 2,000-win plateau. The Wildcats defeated Drexel 88-44 to achieve the milestone.

Drexel	20	24	—	44
Kentucky	56	32	—	88

Kentucky 62, Ohio State 60

March 25, 2011

NEWARK — Kentucky knocked off number one overall seed, Ohio State, in the Sweet 16. Brandon Knight's jumper with five seconds remaining led the fourth-seeded Wildcats over the number one-seeded Buckeyes.

Kentucky	30	32	—	62
Ohio State	30	30	—	60

Kentucky 76, North Carolina 69

March 27, 2011

NEWARK — Kentucky's Elite Eight victory over North Carolina sent the Wildcats to their first Final Four in 13 years. Brandon Knight led UK with 22 points as the Cats advanced to the Final Four on a 10-game win streak.

Kentucky	38	38	—	76
North Carolina	30	39	—	69

Kentucky 69, Louisville 61

March 31, 2012

NEW ORLEANS — Kentucky and Louisville met in the Final Four for the first time in history. Behind an 18-point, 14-rebound, 5-block effort from Anthony Davis, the Wildcats defeated the Cardinals for the second time in the season.

Louisville	28	33	—	61
Kentucky	35	34	—	69

Kentucky 67, Kansas 59

April 2, 2012

NEW ORLEANS — Kentucky claimed the eighth national title in program history with its second defeat of Kansas in the season. Doron Lamb led all scorers with 22 points, while Anthony Davis pulled down 16 rebounds, blocked six shots and dished out five assists.

Kansas	27	32	—	59
Kentucky	41	26	—	67

BIGGEST SHOTS

A. Ralph Beard
Mar. 20, 1946 vs. Rhode Island
This free throw with 43 seconds left gave Adolph Rupp his first national title, 46-45.

B. Ralph Beard
Feb. 14, 1948 vs. Tennessee
The buzzer-beater is still one of the longest shots (52.5') in UK history.

C. Vernon Hatton
Dec. 7, 1957 vs. Temple
Hatton's 47-foot bomb from midcourt tied the game at the end of the first overtime

D. Terry Mobley
Dec. 31, 1963 vs. Duke
Mobley's shot, with 7 seconds left, propelled UK past No. 1 Duke, 81-79.

E. Kyle Macy
Feb. 24, 1980 vs. LSU
Macy's jumper gave the Cats the 1980 SEC crown, 76-74 in overtime.

F. Kenny Walker
Mar. 10, 1984 vs. Auburn
The sophomore's 15-footer at the buzzer defeated Charles Barkley's squad for the SEC Tourney title.

G. Cedric Jenkins
Dec. 12, 1987 vs. Louisville
Jenkins' tip-in gave UK a 76-75 win against its arch rival.

H. Jeff Brassow
Dec. 23, 1993 vs. Arizona
Brassow tipped in a Rodrick Rhodes' miss as UK won the Maui Invitational, 93-92.

I. Walter McCarty
Feb. 15, 1994 vs. LSU
McCarty's three capped a 31-point comeback against the Tigers.

J. Tony Delk
April 1, 1996 vs. Syracuse
His three was part of a four-point play that lifted UK to its sixth NCAA title.

K. Scott Padgett
Mar. 22, 1998 vs. Duke
The three-pointer broke an 81-81 tie with 39.4 seconds left and capped a 17-point comeback.

L. Tayshaun Prince
Dec. 8, 2001 vs. North Carolina
This nearly 30' 3FG from just inside the midcourt logo capped five consecutive threes by Prince to open the game.

M. Patrick Sparks
Dec. 18, 2004 at Louisville
Sparks' three free-throws with no time remaining helped UK overcome a 16-point halftime deficit for a 60-58 win.

N. DeMarcus Cousins
Mar. 14, 2010 vs. Mississippi State
Cousins' tip-in at the buzzer sent the game in overtime en route to UK's 26th SEC Tourney title.

O. Brandon Knight
Mar. 17, 2011 vs. Princeton
Knight's driving layup with 2 secs remaining lifts UK to a 59-57 win in its NCAA Tourney opener.

P. Brandon Knight
Mar. 25, 2011 vs. Ohio State
Knight knocked down a jumper with 5 secs remaining to beat No. 1 and top-seeded Ohio State 62-60 to advance to the Elite Eight.

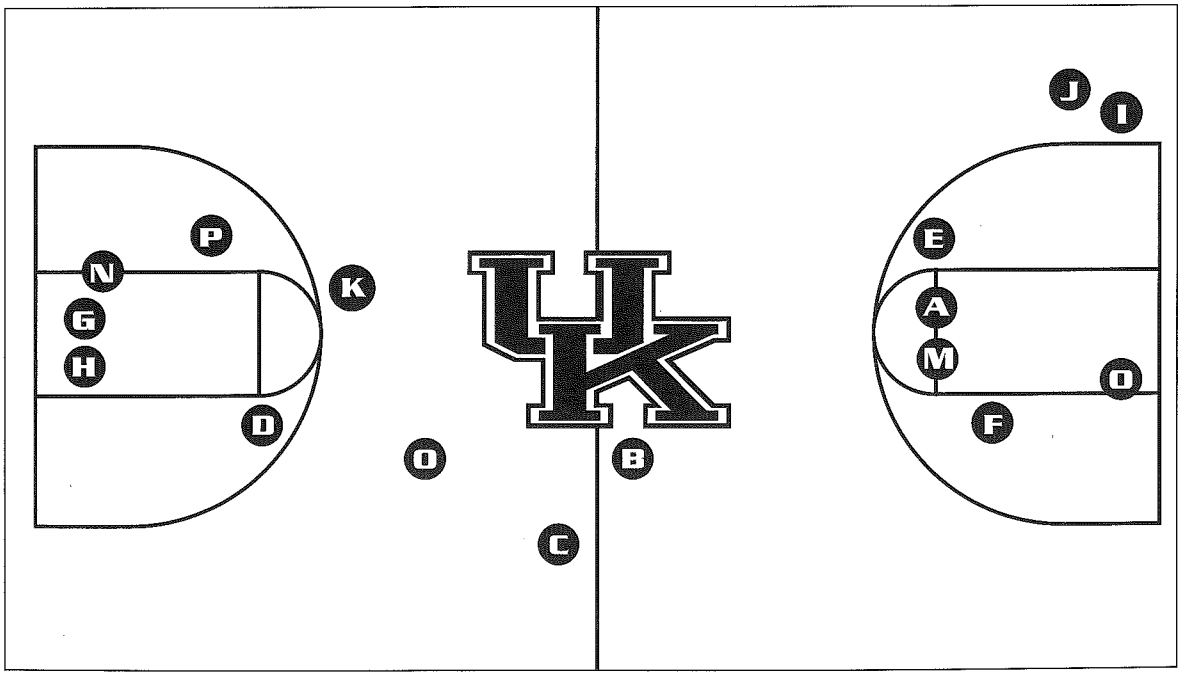

YEAR-BY-YEAR TEAM STATISTICS

		G	FG-FGA	FG%	3FG-3FGA	3FG%	FT-FTA	FT%	Reb-Avg	PF-D	A	TO	BS	St	Pts	Avg
1944-45	**UK**	**26**	**591**				**282**			**367**					**1464**	**56.3**
1945-46	**UK**	**30**	**725**				**371-613**	**.605**		**469**					**1821**	**60.7**
(28-2)	Opp	30													1194	39.8
1946-47	**UK**	**37**	**1011-3232**	**31.5**			**500-781**	**.640**		**682**					**2536**	**68.5**
(34-3)	Opp	37													1416	38.3
1947-48	**UK**	**39**	**1082-3465**	**31.2**			**526-841**	**.625**		**764**					**2690**	**69.0**
(36-3)	Opp	39		23.2											1730	44.4
1948-49	**UK**	**34**	**903-2756**	**32.8**			**514-728**	**70.6**		**636**					**2320**	**68.2**
(28-2)	Opp	34	538-2216	24.3			454-756	60.1		635					1530	45.0
1949-50	**UK**	**30**	**823-2485**	**33.1**			**443-673**	**65.8**		**604**					**2089**	**69.6**
(25-5)	Opp	30	625-2270	27.5			446-725	61.5		558					1696	56.5
1950-51	**UK**	**34**	**1029-3013**	**34.2**			**482-744**	**64.8**	**2109-62.0**	**648**	**471**				**2540**	**74.7**
(32-2)	Opp	34	656-2422	27.0			471-786	59.9	1357-39.9	623	265				1783	52.4
1951-52	**UK**	**32**	**1043-2829**	**36.9**			**549-865**	**63.5**	**1817-56.8**	**707**	**497**				**2635**	**82.3**
(28-2)	Opp	32	658-2219	29.7			458-786	58.3	1164-36.4	731	188				1774	55.4
1952-53	No Schedule (Under Suspension by NCAA)															
1953-54	**UK**	**25**	**829-2162**	**38.3**			**529-780**	**67.8**	**1318-52.7**	**582-35**					**2187**	**87.5**
(25-0)	Opp	25	481-1574	30.6			546-872	62.6	851-34.0	500-27					1508	60.3
1954-55	**UK**	**26**	**781-2123**	**36.8**			**425-675**	**63.0**	**1680-64.6**	**481**					**1987**	**76.4**
(23-3)	Opp	26	527-1741	30.3			534-824	64.8	1120-43.1	400					1588	61.1
1955-56	**UK**	**26**	**826-2078**	**41.5**			**473-729**	**64.9**	**1502-57.8**	**490**					**2197**	**84.5**
(20-6)	Opp	26	628-1750	35.9			546-828	65.9	1094-42.1	548					1802	69.3
1956-57	**UK**	**28**	**889-2191**	**40.6**			**579-829**	**69.8**	**1550-55.4**	**524**					**2357**	**84.2**
(23-5)	Opp	28	673-1971	34.1			607-883	68.7	1109-39.6	478					1953	69.8
1957-58	**UK**	**29**	**832-2223**	**37.3**			**502-680**	**73.8**	**1562-53.9**	**474**					**2166**	**74.7**
(23-6)	Opp	29	690-1945	35.5			437-635	68.8	1227-42.3	494					1817	62.7
1958-59	**UK**	**27**	**778-1922**	**40.5**			**570-758**	**75.2**	**1361-50.4**	**513**					**2126**	**78.7**
(24-3)	Opp	27	623-1687	36.9			491-720	68.2	1117-41.4	539					1737	64.3
1959-60	**UK**	**25**	**667-1741**	**38.3**			**504-700**	**72.0**	**1317-52.7**	**502**					**1838**	**73.5**
(18-7)	Opp	25	559-1547	36.1			524-725	72.3	1142-45.7	509					1642	65.7
1960-61	**UK**	**28**	**726-1928**	**37.7**			**575-793**	**72.5**	**1438-51.4**	**551**					**2027**	**72.4**
(19-9)	Opp	28	663-1665	39.8			532-781	68.1	1233-44.0	546					1858	66.4
1961-62	**UK**	**26**	**822-1895**	**43.4**			**497-666**	**74.6**	**1399-53.8**	**483-16**	**343**				**2141**	**82.3**
(23-3)	Opp	26	637-1733	36.8			430-623	69.0	1090-41.9	476-18	168				1704	65.5
1962-63	**UK**	**25**	**724-1786**	**40.5**			**445-638**	**69.7**	**1284-51.4**	**461-13**	**237**				**1893**	**75.7**
(16-9)	Opp	25	640-1568	40.8			417-611	68.2	1093-43.7	472-26	119				1697	67.9
1963-64	**UK**	**27**	**936-2096**	**44.7**			**454-605**	**75.0**	**1355-50.2**	**520-20**	**396**				**2326**	**86.1**
(21-6)	Opp	27	727-1839	39.5			500-700	71.4	1268-47.0	482-15	141				1954	72.4
1964-65	**UK**	**25**	**796-1771**	**49.4**			**517-675**	**76.6**	**1103-44.1**	**504-27**	**260**				**2109**	**84.4**
(15-10)	Opp	25	729-1643	44.4			456-659	69.2	1147-45.9	526-22	153				1914	76.6
1965-66	**UK**	**29**	**1017-2079**	**48.9**			**485-648**	**74.8**	**1368-47.2**	**539-18**	**293**				**2519**	**86.9**
(27-2)	Opp	29	770-1916	40.2			488-690	70.7	1205-41.6	515-17	120				2028	69.9
1966-67	**UK**	**26**	**861-1760**	**48.9**			**429-559**	**76.7**	**1071-41.2**	**508-21**	**270**				**2151**	**82.7**
(13-13)	Opp	26	775-1698	45.6			462-675	68.4	1105-42.5	430-11	152				2012	77.4
1967-68	**UK**	**27**	**979-2082**	**47.0**			**442-624**	**70.8**	**1333-49.4**	**493-7**	**331**				**2400**	**88.9**
(22-5)	Opp	27	831-1903	43.7			443-630	70.3	1212-44.9	518-17	200				2103	77.9
1968-69	**UK**	**28**	**1015-2071**	**49.0**			**512-688**	**74.4**	**1374-49.1**	**528-16**	**499**				**2542**	**90.8**
(23-5)	Opp	28	864-1944	44.4			469-685	68.5	1154-41.5	513-17	233				2199	78.5
1969-70	**UK**	**28**	**1099-2205**	**49.8**			**511-686**	**74.5**	**1390-49.6**	**548-16**	**432**				**2709**	**96.8**
(26-2)	Opp	28	860-1898	45.3			534-740	72.2	1135-40.5	513-18	215				2254	80.5
1970-71	**UK**	**28**	**1077-2129**	**50.6**			**516-688**	**75.0**	**1340-47.9**	**556-13**	**425**				**2670**	**95.4**
(22-6)	Opp	28	915-2080	44.0			543-739	73.5	1245-44.5	537-18	250				2373	84.8
1971-72	**UK**	**28**	**916-1866**	**49.1**			**479-655**	**73.1**	**1214-43.4**	**481-20**	**392**	**402**			**2311**	**82.5**
(21-7)	Opp	28	839-1883	44.6			415-630	65.9	1171-41.8	505-15	275	438			2093	74.8
1972-73	**UK**	**28**	**1002-2070**	**48.4**			**337-484**	**69.6**	**1292-46.1**	**536-18**	**396**	**447**			**2341**	**83.6**
(20-8)	Opp	28	888-1978	45.0			322-491	65.6	1182-42.2	540-24	308	487			2098	74.9
1973-74	**UK**	**26**	**845-1699**	**49.7**			**348-481**	**72.3**	**991-38.1**	**521-17**	**324**	**471**			**2038**	**78.4**
(13-13)	Opp	26	835-1743	47.9			317-455	69.7	990-38.1	523-20	306	332			1987	76.4
1974-75	**UK**	**31**	**1197-2412**	**49.6**			**464-664**	**69.9**	**1442-46.5**	**767-27**	**479**	**552**			**2858**	**92.2**
(26-5)	Opp	31	925-2096	44.1			584-828	70.5	1274-41.1	633-20	367	678			2434	78.5
1975-76	**UK**	**30**	**981-2027**	**48.4**			**453-637**	**71.1**	**1250-41.7**	**632-25**	**394**	**539**			**2415**	**80.5**
(20-10)	Opp	30	938-1998	46.9			469-667	70.3	1098-36.6	625-27	353	511			2345	78.2
1976-77	**UK**	**30**	**1009-2015**	**50.1**			**491-697**	**70.5**	**1249-41.6**	**648-15**	**513**	**480**			**2509**	**83.6**
(26-4)	Opp	30	818-1828	44.9			434-608	71.4	1036-34.5	682-38	432	595			2070	69.1
1977-78	**UK**	**32**	**1040-1922**	**54.1**			**613-808**	**75.9**	**1171-36.6**	**733-18**	**554**	**544**			**2693**	**84.2**
(30-2)	Opp	32	878-1889	46.5			478-718	66.6	1000-31.3	756-50	512	568			2234	69.8
1978-79	**UK**	**31**	**890-1799**	**49.5**			**666-858**	**77.6**	**1034-33.4**	**715-30**	**392**	**464**	**59**	**208**	**2446**	**78.9**
(19-12)	Opp	31	886-1788	49.6			508-719	70.7	995-32.1	838-53	435	532	90	191	2280	73.6

SCORING

Team Records

Most Points Scored
Half: 86 at LSU (1-16-96, 1st half)
Game: 143 vs. Georgia (2-27-56)
Game (both teams): 245 at Kansas (12-9-89) [KU 150, UK 95]
Season: 3,325 (1996-97) [40 games]

Fewest Points Scored
Game: 1 vs. Transylvania (2-5-1905)
Season: 538 (1924-25) [22 games]

Individual Records

Points Scored
Game: 54, Jodie Meeks at Tennessee (1-13-09)
Season: 948, Dan Issel (1969-70)
Career: 2,138, Dan Issel (1968-70)

Highest Scoring Average
Season (min. 20 games): 33.9, Dan Issel (1969-70)
Career (min. 40 games): 25.8, Dan Issel (1968-70)

Career Leaders

Scoring Average

	Player	Season	G	Pts	Avg
1.	Dan Issel	1968-70	83	2,138	25.8
2.	Cotton Nash	1962-64	78	1,770	22.7
3.	Kevin Grevey	1973-75	84	1,801	21.4
4.	Bob Burrow	1955-56	51	1,023	20.1
5.	Louie Dampier	1965-67	80	1,575	19.7
6.	Bill Spivey	1950-51	63	1,213	19.3
7.	Cliff Hagan	1951-52, 54	77	1,475	19.2
8.	Jamal Mashburn	1990-93	98	1,843	18.8
9.	Mike Casey	1968-70	82	1,535	18.7
10.	Pat Riley	1965-67	80	1,464	18.3

Season Leaders

Points

	Player	Season	G	Avg	Pts
1.	Dan Issel	1970	28	33.9	948
2.	Jodie Meeks	2009	36	23.7	854
3.	Jamal Mashburn	1992	36	21.3	767
4.	Dan Issel	1969	28	26.6	746
5.	Kevin Grevey	1975	31	23.5	730
6.	Ron Mercer	1997	40	18.1	725
7.	Kenny Walker	1986	36	20.0	721
8.	Jamal Mashburn	1993	34	21.0	714
9.	Kenny Walker	1985	31	22.9	710
10.	Alex Groza	1949	34	20.5	698
11.	Cliff Hagan	1952	32	21.6	692
12.	Brandon Knight	2011	38	17.3	657
13.	Cotton Nash	1964	27	24.0	648
14.	Tony Delk	1996	36	17.8	639
15.	Pat Riley	1966	29	21.9	635
	Bill Spivey	1951	33	19.2	635

By a Freshman —

1.	Brandon Knight	2011	38	17.3	657
2.	John Wall	2010	37	16.6	616
3.	Terrence Jones	2011	38	15.7	595
4.	DeMarcus Cousins	2010	38	15.1	575
5.	Anthony Davis	2012	40	14.2	567

By a Sophomore —

1.	Jamal Mashburn	1992	36	21.3	767
2.	Ron Mercer	1997	40	18.1	725
3.	Patrick Patterson	2009	34	17.9	609
	Rex Chapman	1988	32	19.0	609
5.	Cotton Nash	1962	26	23.4	608

By a Junior —

1.	Jodie Meeks	2009	36	23.7	854
2.	Dan Issel	1969	28	26.6	746
3.	Jamal Mashburn	1993	34	21.0	714
4.	Kenny Walker	1985	31	22.9	710
5.	Cliff Hagan	1952	32	21.6	692

By a Senior —

1.	Dan Issel	1969-70	28	33.9	948
2.	Kevin Grevey	1974-75	31	23.5	730
3.	Kenny Walker	1985-86	36	20.0	721
4.	Alex Groza	1948-49	34	20.5	698
5.	Cotton Nash	1963-64	27	24.0	648

Scoring Average

	Player	Season	G	Pts	Avg
1.	Dan Issel	1969-70	28	948	33.86
2.	Dan Issel	1968-69	28	746	26.64
3.	Cotton Nash	1963-64	27	648	24.00
	Cliff Hagan	1953-54	25	600	24.00
5.	Jodie Meeks	2008-09	36	854	23.72
6.	Kevin Grevey	1974-75	31	730	23.55
7.	Cotton Nash	1961-62	26	608	23.38
8.	Kenny Walker	1984-85	31	710	22.90
9.	Pat Riley	1965-66	29	637	21.97
10.	Kevin Grevey	1973-74	25	547	21.88

Game Leaders

Points

	Player, Opponent (Date)	Pts
1.	Jodie Meeks at Tennessee (1/13/09)	54
2.	Dan Issel at Ole Miss (2/7/1970)	53
3.	Dan Issel at LSU (2/21/1970)	51
	Cliff Hagan vs. Temple (12/5/1953)	51
5.	Bob Burrow vs. LSU (1/14/1956)	50
6.	Dan Issel at Alabama (2/23/1970)	47
7.	Jodie Meeks vs. Appalachian St. (12/20/2008) [Freedom Hall]	46
8.	Jodie Meeks at Arkansas (2/14/2009)	45
9.	Dan Issel vs. Notre Dame (3/12/1970) [NCAA]	44
10.	Melvin Turpin vs. Georgia (3/8/1984) [SEC]	42
	Melvin Turpin at Tennessee (1/31/1983)	42
	Dan Issel vs. Auburn (3/2/1970)	42
	Mike Pratt vs. Notre Dame (12/27/1969)	42
	Louie Dampier at Vanderbilt (2/2/1966)	42
	Cliff Hagan vs. Tennessee (3/1/1952)	42
16.	Tayshaun Prince vs. Tulsa (3/16/2002) [NCAA]	41
	Jack Givens vs. Duke (3/27/1978) [NCAA]	41
	Dan Issel vs. North Carolina (12/8/1969)	41
	Dan Issel at Vanderbilt (3/1/1969)	41
20.	Derrick Miller vs. Vanderbilt (2/7/1990)	40
	Kevin Grevey at Georgia (2/19/1973)	40
	Dan Issel vs. Georgia (2/16/1970)	40
	Dan Issel vs. Navy (12/19/1969)	40
	Louie Dampier vs. Illinois (12/5/1966)	40
	Bob Burrow at Saint Louis (12/28/1955)	40
	Bill Spivey vs. Xavier (2/13/1951)	40
	Bill Spivey vs. Georgia Tech (2/18/1950)	40

By a Freshman —

1.	Terrence Jones vs. Auburn (1/11/2011)	35
2.	Doron Lamb vs. Winthrop (12/22/2010	32
3.	Jamal Mashburn vs. Georgia (2/3/1991)	31
4.	Brandon Knight vs. West Virginia (3/19/2011)	30
5.	Terrence Jones vs. Oklahoma (11/22/2010)	29
	Eric Bledsoe vs. East Tennessee State (3/18/2010)	29
6.	Anthony Davis vs. Vanderbilt (2/25/12)	28
	Rick Robey vs. Vanderbilt (3/1/1975)	28
8.	Anthony Davis vs. Arkansas (1/17/12)	27
	Terrence Jones vs. Notre Dame (12/8/2010)	27
	DeMarcus Cousins at South Carolina (1/26/10)	27
	DeMarcus Cousins vs. Sam Houston (11/19/09)	27
	Rodrick Rhodes vs. Georgia Tech (12/5/1992)	27
	Ed Davender vs. East Tennessee St. (12/21/1984)	27
	Sam Bowie vs. Ole Miss (2/29/1980)	27
	Alex Groza at Temple (12/30/1944)	27
	Jack Parkinson vs. Tulane (3/4/1944) [SEC]	27

By a Sophomore —

1.	Kevin Grevey at Georgia (2/19/1973)	40
	Bill Spivey vs. Georgia Tech (2/18/1950)	40
3.	Tom Payne vs. LSU (2/20/1971)	39
4.	Cotton Nash vs. Vanderbilt (2/19/1962)	38
5.	LeRon Ellis vs. Northwestern State (12/7/1988)	37
	Louie Dampier vs. Iowa State (12/9/1964)	37
	Bill Spivey vs. Tennessee (3/4/1950) [SEC]	37

By a Junior —

1.	Jodie Meeks at Tennessee (1/13/09)	54
2.	Jodie Meeks vs. Appalachian St. (12/20/2008) [Freedom Hall]	46
3.	Jodie Meeks at Arkansas (2/14/2009)	45
4.	Melvin Turpin at Tennessee (1/31/1983)	42
	Louie Dampier at Vanderbilt (2/2/1966)	42
	Cliff Hagan vs. Tennessee (1/31/1952)	42

By a Senior —

1.	Dan Issel at Ole Miss (2/7/1970)	53
2.	Dan Issel at LSU (2/21/1970)	51
	Cliff Hagan vs. Temple (12/5/1953)	51
4.	Bob Burrow vs. LSU (1/14/1956)	50
5.	Dan Issel at Alabama (2/23/1970)	47

Most Points in First Varsity Game (Since 1947-48)

	Player, Opponent (Date)	Pts
1.	Mike Casey vs. Michigan (12/2/1967)	28
2.	Terrence Jones vs. East Tennessee State (11/12/2010)	25
	Cotton Nash vs. Miami, Ohio (12/2/1961)	25
4.	Eric Bledsoe vs. Morehead State (11/13/09)	24
5.	Anthony Davis vs. Marist (11/11/11)	23
6.	Sam Bowie vs. Duke (11/17/1979)	22
7.	Doron Lamb vs. East Tennessee State (11/12/2010)	20
	Roger Newman vs. VMI (12/1/1960)	20
9.	John Wall vs. Miami, Ohio (11/16/2009)	19
10.	Rex Chapman vs. Austin Peay (11/29/1986)	18
	Louie Dampier vs. Iowa (12/4/1964)	18
	Dan Issel vs. Michigan (12/2/1967)	18

YEAR-BY-YEAR SCORING

Year	Player	Class	G	Pts	Avg.
1922-23	Carl Riefkin	Jr.	13	133	10.2
1923-24	Jim McFarland	So.	16	157	9.8
1924-25	Jim McFarland	Jr.	20	143	7.2
1925-26	Gayle Mohney	Jr.	18	200	11.1
1926-27	Paul Jenkins	Jr.	16	98	6.1
1927-28	Cecil Combs	So.	18	186	10.3
1928-29	Stan Milward	So.	17	116	6.8
1929-30	Cecil Combs	Sr.	19	125	6.6
1930-31	Carey Spicer	Sr.	18	190	10.6
1931-32	Aggie Sale	Jr.	17	235	13.8
1932-33	Aggie Sale	Sr.	24	324	13.5
1933-34	John "Frenchy" De Moisey	Sr.	17	212	12.5
1934-35	Leroy Edwards	So.	21	343	16.3
1935-36	Ralph Carlisle	So.	21	241	11.5
1936-37	Ralph Carlisle	Jr.	21	208	9.9
1937-38	Joe Hagan	Sr.	18	184	10.2
1938-39	Fred Curtis	Sr.	20	183	9.2
1939-40	Mickey Rouse	Sr.	21	175	8.3
1940-41	Jim King	Jr.	25	151	6.0
1941-42	Marvin Akers	Jr.	25	190	7.6
1942-43	Milt Ticco	Sr.	23	233	10.1
1943-44	Bob Brannum	Fr.	21	254	12.1
1944-45	Jack Tingle	So.	26	293	11.3
1945-46	Jack Parkinson	Jr.	30	339	11.3
1946-47	Alex Groza	So.	37	393	10.6
1947-48	Ralph Beard	Jr.	38	476	12.5
1948-49	Alex Groza	Sr.	34	698	20.5
1949-50	Bill Spivey	So.	30	578	19.3
1950-51	Bill Spivey	Jr.	33	635	19.2
1951-52	Cliff Hagan	Jr.	32	692	21.6
1953-54	Cliff Hagan	Sr.	25	600	24.0
1954-55	Bob Burrow	Jr.	26	495	19.0
1955-56	Bob Burrow	Sr.	25	528	21.1
1956-57	Johnny Cox	So.	28	544	19.4
1957-58	Vernon Hatton	Sr.	29	496	17.1
1958-59	Johnny Cox	Sr.	27	485	17.9
1959-60	Billy Ray Lickert	Jr.	20	288	14.4
1960-61	Billy Ray Lickert	Sr.	28	450	16.0
1961-62	Cotton Nash	So.	26	608	23.4
1962-63	Cotton Nash	Jr.	25	514	20.6
1963-64	Cotton Nash	Sr.	27	648	24.0
1964-65	Louie Dampier	So.	25	426	17.0
1965-66	Pat Riley	Jr.	29	637	22.0
1966-67	Louie Dampier	Sr.	26	537	20.6
1967-68	Mike Casey	So.	27	541	20.1
1968-69	Dan Issel	Jr.	28	746	26.6
1969-70	Dan Issel	Sr.	28	948	33.9
1970-71	Tom Parker	Jr.	28	492	17.6
1971-72	Jim Andrews	Jr.	28	602	21.5
1972-73	Jim Andrews	Sr.	28	562	20.1
1973-74	Kevin Grevey	Jr.	25	547	21.9
1974-75	Kevin Grevey	Sr.	31	730	23.6
1975-76	Jack Givens	So.	30	602	20.1
1976-77	Jack Givens	Jr.	30	566	18.9
1977-78	Jack Givens	Sr.	32	578	18.1
1978-79	Kyle Macy	Jr.	31	470	15.2
1979-80	Kyle Macy	Sr.	35	540	15.4
1980-81	Sam Bowie	So.	28	488	17.4
1981-82	Derrick Hord	Jr.	30	490	16.3
1982-83	Melvin Turpin	Jr.	31	468	15.1
1983-84	Melvin Turpin	Sr.	34	518	15.2
1984-85	Kenny Walker	Jr.	31	710	22.9
1985-86	Kenny Walker	Sr.	36	721	20.0
1986-87	Rex Chapman	Fr.	29	464	16.0
1987-88	Rex Chapman	So.	32	609	19.0
1988-89	LeRon Ellis	So.	32	511	16.0
1989-90	Derrick Miller	Sr.	28	538	19.2
1990-91	John Pelphrey	Jr.	28	404	14.4
1991-92	Jamal Mashburn	So.	36	767	21.3
1992-93	Jamal Mashburn	Jr.	34	714	21.0
1993-94	Tony Delk	So.	34	564	16.6
1994-95	Tony Delk	Jr.	33	551	16.7
1995-96	Tony Delk	Sr.	36	639	17.8
1996-97	Ron Mercer	So.	40	725	18.1
1997-98	Jeff Sheppard	Sr.	39	521	13.7
1998-99	Scott Padgett	Sr.	37	467	12.6
1999-00	Jamaal Magloire	Sr.	33	435	13.2
2000-01	Keith Bogans	So.	34	577	17.0
2001-02	Tayshaun Prince	Sr.	32	560	17.5
2002-03	Keith Bogans	Sr.	36	564	15.7
2003-04	Gerald Fitch	Sr.	29	470	16.2
2004-05	Kelenna Azubuike	Jr.	34	499	14.7
2005-06	Rajon Rondo	So.	34	380	11.2
2006-07	Randolph Morris	Jr.	34	546	16.1
2007-08	Joe Crawford	Sr.	30	538	17.9
2008-09	Jodie Meeks	Jr.	36	854	23.7
2009-10	John Wall	Fr.	37	616	16.6
2010-11	Brandon Knight	Fr.	38	657	17.3
2011-12	Anthony Davis	Fr.	40	567	14.2

QUICKEST TO 1,000 POINTS

	Name (Years)	Games to 1,000	Opp. (Date)
1.	Cotton Nash (1962-64)	45	Florida (2-2-63)
2.	Dan Issel (1968-70)	49	LSU (2-22-69)
3.	Bob Burrow (1955-56)	51	Iowa (3-17-56)
4.	Mike Casey (1968-69, 71)	51	Vandy (3-1-69)
5.	Kevin Grevey (1973-75)	51	Florida (2-25-74)
6.	Bill Spivey (1950-51)	52	Tenn. (2-17-51)
7.	Louie Dampier (1965-67)	53	Duke (3-18-66)
8.	Pat Riley (1965-67)	54	UTEP (3-19-66)
9.	Cliff Hagan (1951-52, 54)	57	Duke (12-21-53)
10.	Patrick Patterson (2008-09)	58	Creighton (3-23-09)

ALL-TIME LEADING SCORERS - VARSITY CAREER (THE 1,000-POINT CLUB)

	Player (Position)	Years	Seasons	Points	Games	Average
1.	Dan Issel (C)	3	1968-70	2,138	83	25.8
2.	Kenny Walker (F)	4	1983-86	2,080	132	15.8
3.	Jack Givens (F)	4	1975-78	2,038	123	16.6
4.	Keith Bogans (G)	4	2000-03	1,923	135	14.2
5.	Tony Delk (G)	4	1993-96	1,890	133	14.2
6.	Jamal Mashburn (F)	3	1991-93	1,843	98	18.8
7.	Kevin Grevey (F)	3	1973-75	1,801	84	21.4
8.	Tayshaun Prince (F)	4	1999-02	1,775	135	13.1
9.	Cotton Nash (C-F)	3	1962-64	1,770	78	22.6
10.	Alex Groza (C)	4	1945-47, 49	1,744	120	14.4
11.	Ed Davender (G)	4	1985-88	1,637	129	12.7
12.	Louie Dampier (G)	3	1965-67	1,575	80	19.7
13.	Patrick Patterson (F)	3	2008-10	1,564	97	16.1
14.	Mike Casey (G)	3	1968-69, 71	1,535	82	18.7
15.	Ralph Beard (G)	4	1946-49	1,517	139	10.8
16.	Melvin Turpin (C)	4	1981-84	1,509	123	12.3
17.	Cliff Hagan (C)	3	1951-52, 54	1,475	77	19.2
18.	Pat Riley (F)	3	1965-67	1,464	80	18.3
19.	Johnny Cox (F)	3	1957-59	1,461	84	17.3
20.	Joe Crawford (G)	4	2005-08	1,438	127	11.3
21.	Kyle Macy (G)	3	1978-80	1,411	98	14.4
22.	Winston Bennett (F)	4	1984-88	1,399	133	10.5
23.	Rick Robey (F-C)	4	1975-78	1,395	105	13.3
24.	Gerald Fitch (G)	4	2001-04	1,391	127	11.0
25.	Mike Phillips (C)	4	1975-78	1,367	120	11.4
26.	Mike Pratt (F)	3	1968-70	1,359	81	16.8
27.	Frank Ramsey (G)	3	1951-52, 54	1,344	91	14.7
28.	Ramel Bradley	4	2005-08	1,326	128	10.4
29.	Jim Andrews (C)	3	1971-73	1,320	80	16.5
30.	Sam Bowie (C-F)	3	1980-81, 84	1,285	86	14.7
31.	Jim Master (G)	4	1981-84	1,283	121	10.6
32.	John Pelphrey (F)	4	1988-92	1,257	114	11.0
33.	Scott Padgett (F)	4	1995-99	1,252	122	10.3
34.	Darius Miller (G-F)	4	2008-12	1,248	152	8.2
35.	Jodie Meeks (G)	3	2007-09	1,246	81	15.4
36.	Tom Parker (F)	3	1970-72	1,238	80	15.5
37.	Deron Feldhaus (F)	4	1988-92	1,232	124	9.6
38.	Derrick Hord (F)	4	1980-83	1,220	124	9.3
39.	Bill Spivey (C)	2	1950-51	1,213	63	19.3
40.	Chuck Hayes (F)	4	2002-05	1,211	134	9.0
41.	Rodrick Rhodes (F)	3	1993-95	1,208	99	12.2
42.	Wayne Turner (G)	4	1996-99	1,170	151	7.7
43.	Reggie Hanson (C)	4	1988-91	1,167	101	11.6
44.	Derrick Miller (G)	4	1987-90	1,156	105	11.0
45.	Vernon Hatton (G)	3	1956-58	1,153	76	15.1
46.	Wallace Jones (F)	4	1946-49	1,151	127	9.0
47.	Randolph Morris (C)	3	2005-07	1,123	89	12.6
48.	Jeff Sheppard (G)	4	1994-96, 98	1,091	134	8.1
49.	Bill Lickert (F-G)	3	1959-61	1,076	73	14.7
50.	Rex Chapman (G)	2	1987-88	1,073	61	17.6
51.	Dirk Minniefield (G)	4	1980-83	1,069	123	8.7
52.	Terrence Jones (F)	2	2010-12	1,064	76	14.0
52.	Jamaal Magloire (C)	4	1997-00	1,064	145	7.3
54.	Erik Daniels (F)	4	2001-04	1,053	127	8.3
55.	Jim Line (F)	4	1947-50	1,041	135	7.7
56.	Bob Burrow (C)	2	1955-56	1,023	51	20.0
57.	Doron Lamb (G)	2	2010-12	1,018	76	11.9
58.	Ron Mercer (G-F)	2	1996-97	1,013	76	13.3
59.	Jimmy Conner (F-G)	3	1973-75	1,009	85	11.9
60.	Bobby Watson (G)	3	1950-52	1,001	96	10.4

FIELD GOALS

Team Records

Field Goals Made
Game: 60 vs. Georgia (2-27-56)
Season: 1,238 (1996-97)

Field Goals Attempted
Game: 125 vs. Ole Miss (2-8-64)
Season: 3,465 (1947-48)

Highest Field Goal Percentage
First Half: .786 vs. Ole Miss (1-14-81) [11-of-14]
Second Half: .875 at Alabama (2-9-80) [14-of-16]
Game: .765 vs. Notre Dame (12-29-81) [13-of-17]
Season: .556 (1982-83)

Individual Records

Field Goals Made
Game: 23, Dan Issel at Ole Miss (2-7-70)
Season: 369, Dan Issel (1969-70)
Career: 843, Jack Givens (1975-78)

Field Goals Attempted
Game: 42, Bill Spivey (2-18-50)
Season: 667, Dan Issel (1969-70)
Career: 1,638, Jack Givens (1975-78)

Highest Field Goal Percentage
Game (min. 10 made): 1.000, Rodney Dent vs. Morehead State (12-17-93) [12-of-12]; Kenny Walker vs. Western Kentucky (3-16-86) [11-of-11]
Season (min. 100 att.): .657, Michael Bradley (1998-99) [157-of-239]
Career (min. 400 att.): .602, Marquis Estill (2001-03) [365-of-606]

Longest Field Goal Made
Game: 63 feet, 7 inches, Cliff Barker vs. Vanderbilt (2-26-49 in Alumni Gym). (Other long shots on record include 53 ft. 9 in., Ralph Beard vs. Tennessee in 1947-48; 53 ft. 6 in., Linville Puckett vs. Mississippi State in 1953-54; 48 ft. 2 in., Red Hagan vs. Marquette in 1937-38; and 47-feet, Vernon Hatton vs. Temple [12-7-57] that tied the score at the end of the first overtime. UK later won the game in 3 overtimes, 85-83).

Career Leaders

Field Goals Made

	Player	Seasons	G	FGA	FGM
1.	Jack Givens	1975-78	123	1,683	843
2.	Dan Issel	1968-70	83	1,591	825
3.	Kevin Grevey	1973-75	84	1,490	771
4.	Kenny Walker	1983-86	132	1,339	765
5.	Tony Delk	1993-96	133	1,441	683
6.	Jamal Mashburn	1990-93	98	1,307	675
7.	Keith Bogans	2000-03	135	1,535	671
8.	Alex Groza	1947-49	120	1,514	667
9.	Tayshaun Prince	1999-02	135	1,419	648
10.	Mike Casey	1968-69, 71	82	1,341	647

Field Goals Attempted

	Player	Seasons	G	FGM	FGA
1.	Jack Givens	1975-78	123	843	1,683
2.	Ralph Beard	1946-49	139	606	1,597
3.	Dan Issel	1968-70	83	825	1,591
4.	Alex Groza	1947-49	120	667	1,514
5.	Cotton Nash	1962-64	78	645	1,548
6.	Keith Bogans	2000-03	135	671	1,535
7.	Kevin Grevey	1973-75	84	771	1,490
8.	Tony Delk	1993-96	133	683	1,441
9.	Johnny Cox	1957-59	84	564	1,425
10.	Tayshaun Prince	1999-02	135	648	1,419

Field Goal Percentage (min. 400 att.)

	Player	Seasons	FGM	FGA	Pct
1.	Marquis Estill	2001-03	365	607	.6013
2.	Charles Hurt	1980-83	303	511	.5930
3.	Melvin Turpin	1981-84	626	1,059	.5911
4.	Patrick Patterson	2008-10	617	1,054	.5854
5.	Rick Robey	1975-78	533	917	.5812
6.	Kenny Walker	1983-86	765	1,339	.5713
7.	Andre Riddick	1992-95	265	465	.5699
8.	Jim Andrews	1971-73	543	965	.5627
9.	Nazr Mohammed	1996-98	335	606	.5528
10.	Erik Daniels	2001-04	447	809	.5525

Single-Season Leaders

Field Goals Made

	Player	Season	G	FGA	FGM
1.	Dan Issel	1969-70	28	667	369
2.	Kevin Grevey	1974-75	31	592	303
3.	Ron Mercer	1996-97	40	603	297
4.	Dan Issel	1968-69	28	534	285
5.	Jamal Mashburn	1991-92	36	492	279
6.	Pat Riley	1965-66	29	514	265
7.	Cliff Hagan	1951-52	32	633	264
8.	Jodie Meeks	2008-09	36	568	263
9.	Kenny Walker	1985-86	36	447	260
10.	Jamal Mashburn	1992-93	34	526	259
	Alex Groza	1948-49	34	612	259

By a Freshman —

	Player	Season	G	FGA	FGM
1.	Brandon Knight	2010-11	38	513	217
2.	Anthony Davis	2011-12	40	337	210
3.	Terrence Jones	2010-11	38	466	206
	DeMarcus Cousins	2009-10	38	369	206
5.	John Wall	2009-10	37	438	202

By a Sophomore —

	Player	Season	G	FGA	FGM
1.	Ron Mercer	1996-97	40	603	297
2.	Jamal Mashburn	1991-92	36	492	279
3.	Jack Givens	1975-76	30	494	243
4.	Patrick Patterson	2008-09	34	398	240
5.	Kevin Grevey	1972-73	28	441	236

By a Junior —

	Player	Season	G	FGA	FGM
1.	Dan Issel	1968-69	28	534	285
2.	Pat Riley	1965-66	29	514	265
3.	Cliff Hagan	1951-52	32	633	264
4.	Jodie Meeks	2008-09	36	568	263
5.	Jamal Mashburn	1992-93	34	526	259

By a Senior —

	Player	Season	G	FGA	FGM
1.	Dan Issel	1969-70	28	667	369
2.	Kevin Grevey	1974-75	31	592	303
3.	Kenny Walker	1985-86	36	447	260
4.	Alex Groza	1948-49	34	612	259
5.	Cotton Nash	1963-64	27	588	248

Field Goals Attempted

	Player	Season	G	FGM	FGA
1.	Dan Issel	1969-70	28	369	667
2.	Cliff Hagan	1951-52	32	264	633
3.	Bill Spivey	1950-51	33	252	632
4.	Bill Spivey	1949-50	30	225	619
5.	Alex Groza	1948-49	34	259	612
6.	Ron Mercer	1996-97	40	297	603
7.	Kevin Grevey	1974-75	31	303	592
8.	Cotton Nash	1963-64	27	248	588
9.	Jodie Meeks	2008-09	36	263	568
10.	Ralph Beard	1947-48	38	194	536

By a Freshman —

	Player	Season	G	FGM	FGA
1.	Brandon Knight	2010-11	38	217	513
2.	Terrence Jones	2010-11	38	206	466
3.	John Wall	2009-10	37	202	438
4.	Rex Chapman	1986-87	29	173	390
5.	Chris Mills	1988-89	32	180	372

By a Sophomore —

	Player	Season	G	FGM	FGA
1.	Bill Spivey	1949-50	30	225	619
2.	Ron Mercer	1996-97	40	297	603
3.	Jack Givens	1975-76	30	243	494
4.	Jamal Mashburn	1991-92	36	279	492
5.	Antoine Walker	1995-96	36	228	492

By a Junior —

	Player	Season	G	FGM	FGA
1.	Cliff Hagan	1951-52	32	264	633
2.	Bill Spivey	1950-51	33	252	632
3.	Jodie Meeks	2008-09	36	263	568
4.	Ralph Beard	1947-48	38	194	536
5.	Dan Issel	1968-69	28	285	534

FIELD GOALS

By a Senior —

	Player	Season	G	FGM	FGA
1.	Dan Issel	1969-70	28	369	667
2.	Alex Groza	1948-49	34	259	612
3.	Kevin Grevey	1974-75	31	303	592
4.	Cotton Nash	1963-64	27	248	588
5.	Bobby Watson	1951-52	32	184	517

Field Goal Percentage (min. 150 attempts]

	Player	Season	FGM	FGA	Pct
1.	Michael Bradley	1998-99	157	239	.657
2.	Rick Robey	1977-78	167	263	.635
3.	Charles Hurt	1982-83	102	162	.630
4.	Marquis Estill	2001-02	111	178	.624
5.	Anthony Davis	2011-12	210	337	.623
6.	Melvin Turpin	1982-83	192	311	.617
7.	Josh Harrellson	2010-11	127	208	.611
8.	Patrick Patterson	2008-09	240	398	.603
9.	Nazr Mohammed	1997-98	190	318	.597
10.	Mike Phillips	1977-78	125	210	.595

By a Freshman —

62.3 Anthony Davis (210-337) 2012

By a Sophomore —

65.7 Michael Bradley (157-239) 1999

By a Junior —

62.4 Marquis Estill (111-178) 2002

By a Senior —

63.5 Rick Robey (167-363) 1978

Single-Game Leaders

Field Goals Made

	Player, Opponent (Date)	FGM
1.	Dan Issel at Ole Miss (2-7-70)	23
2.	Dan Issel at Alabama (2-23-70)	19
	Dan Issel at LSU (2-21-70)	19
	Bob Burrow vs. LSU (1-14-56)	19
5.	Melvin Turpin vs. Georgia (3-8-84)	18
	Melvin Turpin at Tennessee (1-31-84)	18
	Jack Givens vs. Duke (3-27-78)	18
	Dan Issel at Vanderbilt (3-1-69)	18
	Louie Dampier at Vanderbilt (2-2-66)	18
10.	10 players with	17

Field Goals Attempted

	Player, Opponent (Date)	FGA
1.	Bill Spivey vs. Georgia Tech (2-18-50)	42
2.	Bill Spivey vs. Xavier (2-13-51)	41

Field Goal Percentage (min. 10 attempts]

	Player, Opponent (Date)	FGM
1.	Rodney Dent vs. Morehead St. (12-17-93) [12-of-12]	1.000
	Kenny Walker vs. Western Ky. (3-16-86) 11-of-11]	1.000
3.	Jack Givens at Mississippi State (1-31-77) [11-of-12]	.917
	Rick Robey vs. Miami, Ohio (12-10-75) [11-of-12]	.917
5.	Anthony Davis vs. Vanderbilt (2-25-12) [10-11]	.909
	Jared Prickett vs. UT-Martin (11-26-94) [10-ff-11]	.909
	Travis Ford vs. Wake Forest (3-25-93) [10-of-11]	.909
	LeRon Ellis vs. Austin Peay (12-27-88) [10-of-11]	.909
	Bob Guyette at LSU (1-5-74) [10-of-11]	.909
10.	Anthony Davis at South Carolina (2-4-12) [9-10]	.900
	Scott Padgett vs. Western Carolina (2-6-97) [9-of-10]	.900
	Jack Givens vs. Alabama (2-20-78) [9-of-10]	.900
	Mike Phillips vs. LSU (1-14-78) [9-of-10]	.900
	Larry Johnson at Florida (1-24-76) [9-of-10]	.900
	DeMarcus Cousins vs. Wake Forest (3-201-10) [9-of-10]	.900

Year-by-Year Field Goal Percentage

Year	Player	Class	FGM	FGA	Pct.
1946-47	James Line	Fr.	86	209	.411
1947-48	Alex Groza	Jr.	200	530	.377
1948-49	Alex Groza	Sr.	259	612	.423
1949-50	James Line	Sr.	155	369	.420
1950-51	Bill Spivey	Jr.	252	632	.399
1951-52	Cliff Hagan	Jr.	264	633	.417
1953-54	Cliff Hagan	Sr.	234	514	.455
1954-55	Bob Burrow	Jr.	198	473	.419
1955-56	Vernon Hatton	So.	123	249	.494
1956-57	Vernon Hatton	Jr.	112	255	.439
1957-58	Vernon Hatton	Sr.	192	458	.419
1958-59	Bennie Coffman	Jr.	110	216	.509
1959-60	Billy Ray Lickert	Jr.	110	274	.401
1960-61	Billy Ray Lickert	Sr.	166	395	.420
1961-62	Larry Pursiful	Sr.	204	400	.510
1962-63	Don Rolfes	So.	68	134	.507
1963-64	Larry Conley	So.	114	231	.493
1964-65	Louie Dampier	So.	171	334	.512
1965-66	Louie Dampier	Jr.	249	482	.516
1966-67	Cliff Berger	Jr.	98	176	.556
1967-68	Mike Casey	So.	231	474	.489
1968-69	Mike Pratt	Jr.	173	321	.539
1969-70	Dan Issel	Sr.	369	667	.553
1970-71	Kent Hollenbeck	Jr.	113	212	.533
1971-72	Jim Andrews	Jr.	236	409	.577
1972-73	Jim Andrews	Sr.	243	434	.560
1973-74	Bob Guyette	Jr.	138	248	.557
1974-75	Rick Robey	Fr.	135	248	.544
1975-76	Mike Phillips	So.	199	367	.542
1976-77	Rick Robey	Jr.	158	276	.573
1977-78	Rick Robey	Sr.	167	263	.635
1978-79	LaVon Williams	Jr.	119	219	.543
1979-80	Sam Bowie	Fr.	165	311	.531
1980-81	Dirk Minniefield	So.	118	213	.554
1981-82	Melvin Turpin	So.	160	275	.582
1982-83	Charles Hurt	Sr.	102	162	.630
1983-84	Melvin Turpin	Sr.	224	378	.593
1984-85	Kenny Walker	Jr.	246	440	.559
1985-86	Kenny Walker	Sr.	260	447	.582
1986-87	Rob Lock	Jr.	91	161	.565
1987-88	Rob Lock	Sr.	123	219	.562
1988-89	LeRon Ellis	So.	200	385	.519
1989-90	Reggie Hanson	Jr.	165	332	.497
1990-91	Deron Feldhaus	Jr.	106	203	.522
1991-92	Jamal Mashburn	So.	279	492	.567
1992-93	Travis Ford	Jr.	129	245	.527
1993-94	Andre Riddick	Jr.	117	207	.565
1994-95	Andre Riddick	Sr.	68	123	.553
1995-96	Walter McCarty	Sr.	152	280	.543
1996-97	Jared Prickett	Sr.	116	211	.550
1997-98	Nazr Mohammed	Jr.	190	318	.597
1998-99	Michael Bradley	So.	157	239	.657
1999-00	Jamaal Magloire	Sr.	148	296	.500
2000-01	Marquis Estill	So.	85	141	.603
2001-02	Marquis Estill	Jr.	111	178	.624
2002-03	Marquis Estill	Sr.	169	288	.587
2003-04	Erik Daniels	Sr.	201	346	.581
2004-05	Randolph Morris	Fr.	105	199	.528
2005-06	Randolph Morris	So.	110	181	.608
2006-07	Randolph Morris	Jr.	202	341	.592
2007-08	Perry Stevenson	So.	69	120	.575
2008-09	Patrick Patterson	So.	240	398	.603
2009-10	Patrick Patterson	Jr.	215	374	.575
2010-11	Josh Harrellson	Sr.	127	208	.611
2011-12	Anthony Davis	Fr.	210	337	.623

FREE THROWS

Team Records

Most Free Throws Made
Game: 46 at Vanderbilt (1-7-63)
Season: 678 (2011-12)

Most Free Throws Attempted
Game: 56 vs. Mississippi State (2-12-79)
Season: 971 (2009-10)

Highest Free Throw Percentage
Game (min. 10 att.): 1.000 vs. Mississippi State (2-8-83) [19-of-19]; vs. Duke (3-3-30) [19-of-19]; at Ole Miss (1-28-89) [13-of-13]; vs. Georgia (3-13-88) [12-of-12]; vs. Auburn (2-27-93) [11-of-11]; at Vanderbilt (3-2-74) [11-of-11]; vs. Alabama (2-1-34) [11-of-11]; at Alabama (1-18-89) [10-of-10]; vs. Austin Peay (12-19-09) [18-18]; vs. Florida (2-7-12) [11-11]
Season: .776 (1978-79) [666-of-858]

Fewest Free Throws Attempted
Game: 1 vs. Auburn (3-10-84); at Tennessee (1-5-80); vs. Georgia (2-8-75)

Individual Records

Free Throws Made
Game: 18, Dwight Anderson vs. Miss. State (1-15-79)
Season: 218, Kenny Walker (1984-85)
Career: 550, Kenny Walker (1983-86)

Free Throws Attempted
Game: 24, Cliff Hagan vs. Temple (12-18-54)
Season: 284, Kenny Walker (1984-85)
Career: 733, Kenny Walker (1983-86)

Highest Free Throw Percentage
Game (min. 10 att.): 1.000, (32 times), most by Louie Dampier vs. Oregon State (12-22-66); last by Michael Kidd-Gilchrist vs. Indiana (3/23/12) [10-10]
Game (min. 15 att.): .944, Cliff Hagan vs. Ole Miss (1-2-52) [17-of-18]
Season (min. 50 att.): .912, Kyle Macy (1979-80) [104-of-114]
Career (min. 200 att.): .890, Jodie Meeks (2007-09) [299-336]; Kyle Macy (1978-80) [331-of-372]

Career Leaders

Free Throws Made

	Player	Seasons	G	FTA	FTM
1.	Kenny Walker	1983-86	132	733	550
2.	Dan Issel	1968-70	83	661	488
3.	Cotton Nash	1962-64	78	652	480
4.	Ed Davender	1985-88	129	553	438
5.	Alex Groza	1947-49	120	548	410
6.	Winston Bennett	1984-86, 88	133	516	368
7.	Rodrick Rhodes	1993-95	99	480	365
8.	Jack Givens	1975-78	132	441	352
9.	Frank Ramsey	1951-52, 54	91	518	346
10.	Jamal Mashburn	1991-93	98	495	345

Free Throws Attempted

	Player	Seasons	G	FTM	FTA
1.	Kenny Walker	1983-86	132	550	733
2.	Dan Issel	1968-70	83	488	661
3.	Cotton Nash	1962-64	78	480	652
4.	Alex Groza	1947-49	120	410	548
5.	Ed Davender	1985-88	129	438	553
6.	Frank Ramsey	1951-52, 54	91	346	518
7.	Winston Bennett	1984-86, 88	133	368	516
8.	Jamal Mashburn	1991-93	98	345	495
9.	Ralph Beard	1946-49	139	305	489
10.	Cliff Hagan	1951-52, 54	77	341	487

Free Throw Percentage (min. 200 att.)

	Player	Seasons	FTM	FTA	Pct
1.	Jodie Meeks	2007-09	299	336	.890
	Kyle Macy	1978-80	331	372	.890
3.	Travis Ford	1993-94	239	271	.882
4.	Jim Master	1981-84	259	305	.849
5.	Richie Farmer	1989-92	207	247	.838
6.	Louie Dampier	1965-67	297	356	.834
7.	Anthony Epps	1994-97	208	254	.819
8.	Darius Miller	2008-12	185	227	.815
9.	Larry Pursiful	1960-62	214	263	.814
10.	Doron Lamb	2010-12	202	249	.811

Single-Season Leaders

Free Throws Made

	Player	Season	G	FTA	FTM
1.	Kenny Walker	1984-85	31	284	218
2.	Jodie Meeks	2008-09	36	234	211
3.	Dan Issel	1969-70	28	275	210
4.	Kenny Walker	1985-86	36	263	201
5.	Alex Groza	1948-49	34	248	180
6.	Dan Issel	1968-69	28	232	176
7.	John Wall	2009-10	37	232	175
8.	Rodrick Rhodes	1993-94	33	215	167
9.	Cotton Nash	1961-62	26	218	166
10.	Cliff Hagan	1951-52	32	235	164

Free Throws Attempted

	Player	Season	G	FTM	FTA
1.	Kenny Walker	1984-85	31	218	284
2.	Dan Issel	1969-70	28	210	275
3.	DeMarcus Cousins	2009-10	38	162	268
4.	Kenny Walker	1985-86	36	201	263
5.	Alex Groza	1948-49	34	180	248
6.	Cotton Nash	1962-63	25	162	236
7.	Cliff Hagan	1951-52	32	164	235
8.	Jodie Meeks	2008-09	36	211	234
9.	Dan Issel	1968-69	28	176	232
	John Wall	2009-10	37	175	232

Free Throw Percentage (min. 50 att.)

	Player	Season	FTM	FTA	Pct
1.	Kyle Macy	1980	104	114	.912
	Travis Ford	1994	103	113	.912
3.	Jodie Meeks	2009	211	234	.902
4.	Jodie Meeks	2007	61	68	.897
5.	Jim Master	1982	95	106	.896
6.	Kyle Macy	1978	115	129	.892
7.	Gimel Martinez	1992	68	77	.883
8.	Kent Hollenbeck	1971	82	93	.882
	Bennie Coffman	1960	67	76	.882
10.	Travis Ford	1993	104	118	.881

Consecutive Free Throws Made

	Player (Seasons)	FT
1.	Travis Ford (1992-93 to 1993-94)	50
2.	Jim Master (1981-82)	40
3.	Jodie Meeks (2008-09)	36
4.	Ed Davender (1987-88)	33
5.	Kyle Macy (1978-79 to 1979-80)	32

Single-Game Leaders

Free Throws Made

	Player, Opponent (Date)	FTM
1.	Dwight Anderson vs. Mississippi State (2-12-79)	18
2.	Cotton Nash at Vanderbilt (1-8-62)	17
	Roger Newman vs. Ohio State (3-18-61)	17
	Cliff Hagan vs. Temple (12-5-53)	17
	Cliff Hagan vs. Ole Miss (1-3-52)	17
6.	Rodrick Rhodes vs. Ole Miss (1-18-95)	16
	Jamal Mashburn vs. Eastern Kentucky (12-8-92)	16
	Kenny Walker vs. Alabama (3-8-86)	16
	Scotty Baesler at Vanderbilt (1-7-63)	16
10.	eight players with	14

Free Throw Attempted

	Player, Opponent (Date)	FTA
1.	Cliff Hagan vs. Temple (12-5-53)	24
2.	Dwight Anderson vs. Mississippi State (2-12-79)	23
3.	Roger Newman vs. Ohio State (3-18-61)	22
4.	Alex Groza vs. Tulane (3-5-49)	21
5.	Heshimu Evans vs. Ole Miss (3-5-99)	20
	Rodrick Rhodes vs. Ole Miss (1-18-95)	20
	Kenny Walker vs. Kansas (12-31-84)	20
	Jim Andrews vs. Kentucky (1-10-72)	20
	Dan Issel vs. Notre Dame (12-27-69)	20
	Dan Issel vs. Navy (12-19-69)	20

Free Throw Percentage (min. 12 attempts)

	Player, Opponent (Date)	Pct
1.	Jodie Meeks at Tennessee (1-13-09) [14-of-14]	1.000
	Ramel Bradley vs. Gardner-Webb (11-7-07) [14-of-14]	1.000
	Louie Dampier vs. Oregon St. (12-22-66) [14-of-14]	1.000
	Travis Ford vs. Ohio State (12-22-93) [13-of-13]	1.000
	Louie Dampier vs. Florida (1-30-65) [13-of-13]	1.000
	Jodie Meeks vs. West Virginia (11-29-08) [12-of-12]	1.000
	Kyle Macy vs. Vanderbilt (1-19-80) [12-of-12]	1.000
	Rick Robey vs. Vanderbilt (3-1-75) [12-of-12]	1.000
	Kevin Grevey at Georgia (2-19-73) [12-of-12]	1.000
	Dan Issel vs. Miami, Ohio (3-15-69) [12-of-12]	1.000
	Cotton Nash vs. Notre Dame (12-29-62) [12-of-12]	1.000
	Larry Pursiful vs. Kansas St. (12-23-61) [12-of-12]	1.000
	Johnny Cox vs. Maryland (12-15-56) [12-of-12]	1.000
	Phil Grawemeyer vs. Florida (2-3-55) [12-of-12]	1.000

Yearly Leaders

Free Throw Percentage (min. 50 att.)

Year	Player	CL	FT	FTA	Pct
1945-46	Wilbur Schu	Sr.	58	82	.707
1946-47	Kenneth Rollins	Jr.	86	107	.803
1947-48	Kenneth Rollins	Jr.	67	92	.728
1948-49	Alex Groza	Sr.	180	248	.725
1949-50	Bill Spivey	So.	128	176	.727
1950-51	Shelby Linville	Jr.	53	70	.757
1951-52	Cliff Hagan	Jr.	164	235	.697
1953-54	Bill Evans	Jr.	49	63	.778
1954-55	Bill Evans	Sr.	81	109	.743
1955-56	Bob Burrow	Sr.	114	171	.667
	Vernon Hatton	So.	100	150	.667
1956-57	Johnny Cox	So.	138	180	.766
1957-58	Vernon Hatton	Sr.	112	144	.777
1958-59	Don Mills	Jr.	101	122	.827
1959-60	Bennie Coffman	Sr.	67	76	.882
1960-61	Larry Pursiful	Jr.	99	118	.838
1961-62	Larry Pursiful	Sr.	89	109	.816
1962-63	Scotty Baesler	Sr.	59	69	.855
1963-64	Terry Mobley	Jr.	43	56	.767
1964-65	Louie Dampier	So.	84	100	.840
1965-66	Tommy Kron	Sr.	57	67	.851
1966-67	Louie Dampier	Sr.	99	119	.831
1967-68	Mike Casey	So.	79	96	.823
1968-69	Dan Issel	Jr.	176	232	.759
1969-70	Dan Issel	Sr.	210	275	.764
1970-71	Kent Hollenbeck	Jr.	82	93	.882
1971-72	Ronnie Lyons	So.	70	80	.875
1972-73	Mike Flynn	So.	55	75	.733
1973-74	Kevin Grevey	Jr.	83	100	.830
1974-75	Rick Robey	Fr.	51	63	.810
1975-76	Jack Givens	So.	116	140	.829
1976-77	Jack Givens	Jr.	94	113	.832
1977-78	Kyle Macy	So.	115	129	.892
1978-79	Kyle Macy	Jr.	112	129	.868
1979-80	Kyle Macy	Sr.	104	114	.912
1980-81	Dirk Minniefield	So.	55	63	.873
1981-82	Jim Master	So.	95	106	.896
1982-83	Derrick Hord	Sr.	65	79	.823
1983-84	Jim Master	Sr.	60	74	.811
1984-85	Kenny Walker	Jr.	218	284	.768
1985-86	Ed Davender	So.	104	131	.794
1986-87	Ed Davender	Jr.	107	145	.738
1987-88	Ed Davender	Sr.	149	171	.871
1988-89	Reggie Hanson	So.	57	76	.750
1989-90	Richie Farmer	So.	50	59	.847
1990-91	Richie Farmer	Jr.	64	76	.842
1991-92	Gimel Martinez	So.	68	77	.883
1992-93	Travis Ford	Jr.	104	118	.881
1993-94	Travis Ford	Sr.	103	113	.912
1994-95	Anthony Epps	So.	58	80	.850
1995-96	Tony Delk	Sr.	88	110	.800
1996-97	Anthony Epps	Sr.	75	90	.833
1997-98	Scott Padgett	Jr.	87	102	.853
1998-99	Heshimu Evans	Sr.	94	128	.734
1999-00	Desmond Allison	So.	53	68	.779
2000-01	Tayshaun Prince	Jr.	97	115	.843
2001-02	Chuck Hayes	Fr.	48	65	.738
2002-03	Chuck Hayes	So.	82	104	.788
2003-04	Kelenna Azubuike	So.	58	76	.763
2004-05	Chuck Hayes	Sr.	81	111	.730
2005-06	Ramel Bradley	So.	46	59	.780
2006-07	Jodie Meeks	Fr.	61	68	.897
2007-08	Ramel Bradley	Sr.	142	171	.830
2008-09	Jodie Meeks	Jr.	211	234	.902
2009-10	John Wall	Fr.	175	232	.754
2010-11	Darius Miller	Jr.	58	68	.853
2011-12	Doron Lamb	So.	123	149	.826

3-POINT FIELD GOALS

Team Records

Most 3-point Field Goals Made
Game: 21 vs. North Carolina (12-27-89) [21-of-48]
Season: 340, 1992-93 [340-of-862 in 34 games]

Most 3-point Field Goals Attempted
Game: 53 vs. UL Lafeyette (12-23-89) [15-of-53]
Season: 888, 1991-92 [317-of-888 in 36 games]

Highest 3-point Field Goal Pct.
Game (min. 10 made): .667 vs. Wake Forest (3-25-93) [16-of-24]
Game (min. 20 made): .571 vs. LSU (3-4-95) [20-of-35]
Season: .397, 1995-96 [266-of-670 in 36 games]

Individual Records

Most 3-point Field Goals Made
Half: 7, Jodie Meeks at Tennessee (1/13/09); Tayshaun Prince vs. North Carolina (12-8-01); Derrick Miller vs. Kansas (12-9-89)
Game: 10, Jodie Meeks at Tennessee (1/13/09) [10-of-15]
Season: 117, Jodie Meeks (12008-09) [117-of-288]
Career: 283, Tony Delk (1993-96) [283-of-712]

Most 3-point Field Goals Attempted
Game: 19, Derrick Miller vs. Kansas (12-8-90) [8-of-19]
Season: 289, Derrick Miller (1989-90) [99-of-289]
Career: 712, Tony Delk (1993-96) [283-of-712]

Highest 3-point Field Goal Pct.
Game (min. 5 made): 1.000, Ramel Bradley vs. South Carolina (1-26-08) [5-of-5]; Keith Bogans vs. Tulane (12-10-02) [5-of-5]; Tayshaun Prince vs. South Carolina (2-3-01) [5-of-5]; Jamal Mashburn vs. Wake Forest (3-25-93) [5-of-5]
Season (min. 75 att.): .532, Cameron Mills (1996-97) [42-of-79]
Season (min. 100 att.): .529, Travis Ford (1992-93) [101-of-191]
Career (min. 150 att.): .474, Cameron Mills (1995-98) [81-of-171]

Career Leaders

3-point Field Goals Made

	Player	Years	Pct	3FGA	3FG
1.	Tony Delk	1993-96	.398	712	283
2.	Keith Bogans	2000-03	.342	743	254
3.	Tayshaun Prince	1999-02	.329	621	204
4.	Gerald Fitch	2001-04	.396	502	199
5.	Derrick Miller	1986-90	.358	533	191
6.	Travis Ford	1992-94	.445	427	190
7.	Joe Crawford	2004-08	.350	532	186
8.	Jodie Meeks	2007-09	.386	459	177
	Ramel Bradley	2004-08	.355	499	177
10.	Darius Miller	2008-1	.379	462	175

3-point Field Goals Attempted

	Player	Years	Pct	3FG	3FGA
1.	Keith Bogans	2000-03	.342	254	743
2.	Tony Delk	1993-96	.398	283	712
3.	Tayshaun Prince	1999-02	.329	204	621
4.	Derrick Miller	1986-90	.358	191	533
5.	Joe Crawford	2004-08	.350	186	532
6.	Gerald Fitch	2001-04	.396	199	502
7.	Ramel Bradley	2004-08	.355	177	499
8.	Darius Miller	2008-12	.379	175	462
9.	Jodie Meeks	2007-09	.386	177	459
10.	John Pelphrey	1989-92	.370	160	433

3-point Field Goals Percentage (min. 150 att.)

	Player	Years	3FG	3FGA	Pct
1.	Doron Lamb	2010-12	144	303	.4752
2.	Cameron Mills	1995-98	81	171	.4737
3.	Walter McCarty	1994-96	75	187	.4011
4.	Travis Ford	1992-94	190	427	.4450
5.	Rex Chapman	1987-88	134	335	.4000
6.	Derek Anderson	1994-96	61	153	.3987
7.	Tony Delk	1993-96	283	712	.3975
8.	Gerald Fitch	2001-04	199	502	.3964
	Anthony Epps	1994-97	155	391	.3964
10.	Jeff Sheppard	1994-98	128	330	.3879

Single-Season Leaders

3-point Field Goals Made

	Player	Year	Pct	3FGA	3FG
1.	Jodie Meeks	2008-09	.406	288	117
2.	Travis Ford	1992-93	.529	191	101
3.	Derrick Miller	1989-90	.332	298	99
4.	Tony Delk	1993-94	.374	254	95
5.	Tony Delk	1995-96	.443	210	93
6.	Brandon Knight	2010-11	.377	231	87
7.	Patrick Sparks	2004-05	.376	218	82
8.	Keith Bogans	2002-03	.383	209	80
9.	Gerald Fitch	2003-04	.401	197	79
10.	Tony Delk	1994-95	.391	197	77
11.	Doron Lamb	2011-12	.466	163	76
12.	Keith Bogans	2000-01	.361	205	74
13.	Jeff Sheppard	1997-98	.376	189	71
14.	Ramel Bradley	2006-07	.367	188	69
	Patrick Sparks	2005-06	.385	179	69
	Anthony Epps	1996-97	.388	178	69
17.	Doron Lamb	2010-11	.486	140	68
	Rex Chapman	1986-87	.386	176	68
19.	Jamal Mashburn	1992-93	.439	180	66
	Rex Chapman	1987-88	.415	159	66

3-POINT FIELD GOALS

3-point Field Goals Attempted

	Player	Year	Pct	3FG	3FGA
1.	Derrick Miller	1989-90	.332	99	298
2.	Jodie Meeks	2008-09	.406	117	288
3.	Tony Delk	1993-94	.374	95	254
4.	Brandon Knight	2010-11	.377	87	231
5.	Patrick Sparks	2004-05	.376	82	218
6.	Tony Delk	1995-96	.443	93	210
7.	Keith Bogans	2002-03	.383	80	209
8.	Keith Bogans	2000-01	.361	74	205
9.	Gerald Fitch	2003-04	.401	79	197
10.	Tony Delk	1994-95	.391	77	197
11.	Travis Ford	1992-93	.529	101	191
	Tayshaun Prince	2001-02	.340	65	191
13.	Jeff Sheppard	1997-98	.376	71	189
14.	Ramel Bradley	2006-07	.367	69	188
	Dale Brown	1992-93	.340	64	188
16.	Joe Crawford	2006-07	.350	63	180
	Jamal Mashburn	1992-93	.439	66	180
18.	Patrick Sparks	2005-06	.385	69	179
	Tayshaun Prince	2000-01	.358	64	179
20.	Anthony Epps	1996-97	.388	69	178

Highest 3-point Field Goal Percentage (min. 100 att.)

	Player	Year	3FG	3FGA	Pct
1.	Travis Ford	1992-93	101	191	.529
2.	Doron Lamb	2010-11	68	140	.486
3.	Doron Lamb	2011-12	76	163	.466
4.	Darius Miller	2010-11	58	131	.443
	Tony Delk	1995-96	93	210	.443
6.	Jamal Mashburn	1991-92	58	132	.439
7.	Rex Chapman	1987-88	66	159	.415
8.	Jeff Brassow	1993-94	46	112	.411
9.	Anthony Epps	1995-96	43	105	.410
10.	Jodie Meeks	2008-09	117	288	.406

Single-Game Highs

3-point Field Goals Made

	Player	Opp (Date)	3FGA	3FG
1.	Jodie Meeks	at Tennessee (1-13-09)	15	10
2.	Tony Delk	TCU (1-20-96)	12	9
	Jodi Meeks	App. State (12-20-08)	14	9
	Eric Bledsoe	E. Tennessee St (3-18-10)	11	9
4.	Cameron Mills	Florida (2-1-98)	14	8
	Derrick Miller	Tennessee (1-20-90)	13	8
	Derrick Miller	N. Carolina (12-27-89)	16	8
	Derrick Miller	Kansas (12-9-89)	19	8

3-point Field Goals Attempted

	Player	Opp (Date)	3FG	3FGA
1.	Derrick Miller	Kansas (12-9-89)	8	19
2.	Derrick Miller	Tenn. Tech (12-6-89)	7	18
3.	Derrick Miller	LSU (2-15-90)	7	16
	Derrick Miller	N. Carolina (12-27-89)	7	16
	Derrick Miller	UL Lafayette (12-23-89)	7	16
6.	Jodie Meeks	at Tennessee (1/13/09)	10	15
	Jodie Meeks	Tennessee St. (12/22/09)	8	15
	Jamal Mashburn	S. Carolina (1-4-92)	5	15
	Derrick Miller	Vanderbilt (2-7-90)	6	15
	Derrick Miller	Ole Miss (1-27-90)	4	15

Consecutive Games with 3-point Field Goal

	Player	Streak
1.	Tony Delk	34 (32 in 1993-94, 2 in 1994-95)
2.	Travis Ford	32 (27 in 1992-93, 5 in 1993-94)
3.	Keith Bogans	29 (3 in 2001-02, 27 in 2002-03)
4.	Jodie Meeks	27 (1 in 2007-08, 26 in 2008-09)
5.	Darius Miller	25 (25 in 2010-11)

Yearly Leaders

3-point Field Goals Made

Year	Player	CL	3FG	3FGA	Pct
1986-87	Derrick Miller	Fr.	35	81	.432
1987-88	Rex Chapman	So.	66	159	.415
1988-89	Derrick Miller	Jr.	54	139	.388
1989-90	John Pelphrey	So.	44	120	.367
1990-91	John Pelphrey	Jr.	62	164	.378
1991-92	Jamal Mashburn	So.	58	132	.439
1992-93	Travis Ford	Jr.	101	191	.529
1993-94	Jeff Brassow	Sr.	46	112	.411
1994-95	Tony Delk	Jr.	77	197	.391
1995-96	Tony Delk	Sr.	93	210	.443
1996-97	Cameron Mills	Jr.	42	79	.532
1997-98	Cameron Mills	Sr.	38	87	.437
1998-99	Scott Padgett	Sr.	61	160	.381
1999-00	Tayshaun Prince	So.	46	150	.307
2000-01	Keith Bogans	So.	74	205	.361
2001-02	Tayshaun Prince	Sr.	65	191	.340
2002-03	Gerald Fitch	Jr.	61	147	.415
2003-04	Gerald Fitch	Sr.	79	197	.401
2004-05	Patrick Sparks	Jr.	82	218	.376
2005-06	Patrick Sparks	Sr.	69	179	.385
2006-07	Ramel Bradley	Jr.	69	188	.367
2007-08	Ramel Bradley	Sr.	58	153	.379
2008-09	Jodie Meeks	Jr.	117	288	.406
2009-10	Darnell Dodson	So.	50	144	.347
2010-11	Brandon Knight	Fr.	87	231	.377
2011-12	Doron Lamb	So.	76	163	.466

REBOUNDING

Team Records

Most Rebounds
Game: 108 vs. Ole Miss (2-8-64)
Season: 2,109 (1950-51)
Highest Rebounding Average
Season: 64.6 (1955-56) [1,680 in 26 games]
Highest Rebounding Margin
Season: 21.5 (1955-56)

Individual Records

Most Rebounds
Game: 34, Bob Burrow vs. Temple (12-10-55); Bill Spivey vs. Xavier (2-13-51)
Season: 567, Bill Spivey (1950-51)
Career: 1,078, Dan Issel (1968-70)
Highest Rebounding Average
Season: 17.7, Bob Burrow (1954-55) [459 in 26 games]
Career: 16.1, Bob Burrow (1955-56) [823 in 51 games]

Career Leaders

Rebounds

Player	Seasons	G	Avg	Reb
1. Dan Issel	1968-70	83	13.0	1,078
2. Frank Ramsey	1951-52, 54	91	11.4	1,038
3. Cliff Hagan	1951-52, 54	77	13.4	1,035
4. Johnny Cox	1957-59	84	12.0	1,004
5. Cotton Nash	1962-64	78	12.3	962
6. Kenny Walker	1983-86	132	7.1	942
7. Chuck Hayes	2002-05	134	6.8	910
8. Sam Bowie	1980-81, 84	96	8.8	843
9. Rick Robey	1975-78	105	8.0	838
10.Bob Burrow	1955-56	51	16.1	823

Rebounding Average (min. 60 games)

Player	Seasons	G	Reb	Avg
1. Cliff Hagan	1951-52, 54	77	1,035	13.4
2. Dan Issel	1968-70	83	1,078	13.0
3. Cotton Nash	1962-64	78	962	12.3
4. Johnny Cox	1957-59	84	1,004	12.0
5. Frank Ramsey	1951-52, 54	91	1,038	11.4
6. Ed Beck	1956-58	78	783	10.0
7. Phil Grawemeyer	1953-56	71	703	9.9
8. Jim Andrews	1971-73	80	783	9.8
9. Don Mills	1957-59	71	669	9.4
10.Bill Spivey	1949-51	63	567	9.0

Single-Season Leaders

Rebounds

Player	Season	G	Avg	Reb
1. Bill Spivey	1950-51	33	17.2	567
2. Cliff Hagan	1951-52	32	16.5	528
3. Bob Burrow	1954-55	26	17.7	459
4. Frank Ramsey	1950-51	34	12.8	434
5. Anthony Davis	2011-12	40	10.4	415
6. Frank Ramsey	1951-52	32	12.0	383
7. Dan Issel	1968-69	28	13.6	381
8. Ed Beck	1956-57	27	14.1	380
9. DeMarcus Cousins	2009-10	38	9.8	374
10.Dan Issel	1969-70	28	13.2	369

Rebounding Average

Player	Season	G	Reb	Avg
1. Bob Burrow	1954-55	26	459	17.7
2. Bill Spivey	1950-51	33	567	17.2
3. Cliff Hagan	1951-52	32	528	16.5
4. Bob Burrow	1955-56	25	364	14.6
5. Ed Beck	1956-57	27	380	14.1
6. Dan Issel	1968-69	28	381	13.6
7. Cliff Hagan	1953-54	25	338	13.5
8. Cotton Nash	1961-62	26	345	13.3
9. Dan Issel	1969-70	28	369	13.2
10.Don Mills	1959-60	25	323	12.9

Single-Game Highs

Rebounds

Player	Opp (Date)	Reb
1. Bob Burrow	Temple (12-10-55)	34
Bill Spivey	Xavier (2-13-51)	34
3. Cotton Nash	Ole Miss (2-8-64)	30
Cotton Nash	Temple (12-18-61)	30
5. Dan Issel	LSU (2-22-69)	29
6. Mike Phillips	Tennessee (1-10-76)	28
7. Dan Issel	Xavier (11-30-68)	24
Dan Issel	Florida (12-4-67)	24
Don Mills	S. California (12-5-59)	24

Yearly Leaders

Rebounding

Year	Player	CL	G	Reb	Avg
1950-51	Bill Spivey	Jr.	33	567	17.2
1951-52	Cliff Hagan	Jr.	32	528	16.5
1953-54	Cliff Hagan	Sr.	25	338	13.5
1954-55	Bob Burrow	Jr.	26	459	17.7
1955-56	Bob Burrow	Sr.	25	364	14.6
1956-57	Ed Beck	Jr.	27	380	14.1
1957-58	Johnny Cox	Jr.	29	365	12.6
1958-59	Johnny Cox	Sr.	27	329	12.2
1959-60	Don Mills	Sr.	25	323	12.9
1960-61	Roger Newman	Sr.	28	265	9.5
1961-62	Cotton Nash	So.	26	345	13.2
1962-63	Cotton Nash	Jr.	25	300	12.0
1963-64	Cotton Nash	Sr.	27	317	11.7
1964-65	John Adams	Sr.	25	214	8.6
1965-66	Pat Riley	Jr.	29	259	8.9
1966-67	Thad Jaracz	Jr.	26	215	8.3
1967-68	Dan Issel	So.	27	328	12.1
1968-69	Dan Issel	Jr.	28	381	13.6
1969-70	Dan Issel	Sr.	28	369	13.2
1970-71	Tom Payne	So.	28	283	10.1
1971-72	Jim Andrews	Jr.	28	315	11.3
1972-73	Jim Andrews	Sr.	28	348	12.4
1973-74	Bob Guyette	Jr.	26	205	7.9
1974-75	Rick Robey	Fr.	31	214	6.9
1975-76	Mike Phillips	So.	30	295	9.8
1976-77	Rick Robey	Jr.	30	273	9.1
1977-78	Rick Robey	Sr.	32	261	8.2
1978-79	LaVon Williams	Jr.	31	213	6.9
1979-80	Sam Bowie	Fr.	34	276	8.1
1980-81	Sam Bowie	So.	28	254	9.1
1981-82	Melvin Turpin	So.	30	212	7.1
1982-83	Melvin Turpin	Jr.	31	195	6.3
1983-84	Sam Bowie	Sr.	34	313	9.2
1984-85	Kenny Walker	Jr.	31	315	10.2
1985-86	Kenny Walker	Sr.	36	276	7.7
1986-87	Richard Madison	Jr.	29	216	7.4
1987-88	Winston Bennett	Sr.	33	258	7.8
1988-89	Chris Mills	Fr.	32	277	8.7
1989-90	Reggie Hanson	Jr.	28	200	7.1
1990-91	Reggie Hanson	Sr.	28	201	7.2
1991-92	Jamal Mashburn	So.	36	281	7.8
1992-93	Jamal Mashburn	Jr.	34	284	8.3
1993-94	Jared Prickett	So.	33	232	7.0
1994-95	Mark Pope	Jr.	33	271	6.3
1995-96	Antoine Walker	So.	36	302	8.4
1996-97	Jared Prickett	Sr.	38	225	5.9
1997-98	Nazr Mohammed	Jr.	39	282	7.2
1998-99	Scott Padgett	Sr.	37	217	5.9
1999-00	Jamaal Magloire	Sr.	33	300	9.1
2000-01	Tayshaun Prince	Jr.	34	221	6.5
2001-02	Tayshaun Prince	Sr.	32	202	6.3
2002-03	Chuck Hayes	So.	36	244	6.8
2003-04	Chuck Hayes	Jr.	32	260	8.1
2004-05	Chuck Hayes	Sr.	34	263	7.7
2005-06	Rajon Rondo	So.	34	209	6.1
2006-07	Randolph Morris	Jr.	34	264	7.8
2007-08	Patrick Patterson	Fr.	25	192	7.7
2008-09	Patrick Patterson	So.	34	316	9.3
2009-10	DeMarcus Cousins	Fr.	38	374	9.8
2010-11	Terrence Jones	Fr.	38	336	8.8
2011-12	Anthony Davis	Fr.	40	415	10.4

STEALS

Team Records

Most Steals

Game: 23 vs. Tennessee-Martin (11-26-94); vs. Mississippi State (1-9-91)

Season: 480 (1996-97)

Individual Records

Most Steals

Game: 8, Rajon Rondo vs. Mississippi State (2-19-05);
Wayne Turner vs. George Washington (11-24-97)

Season: 87, Rajon Rondo (2004-05)

Career: 238, Wayne Turner (1996-99)

Most Steals Per Game

Season: 2.56, Rajon Rondo (2004-05) [87 in 34 games]

Career: 2.29, Rajon Rondo (2005-06) [156 in 68 games]

Career Leaders

Steals

	Player	Seasons	G	Avg	Stls
1.	Wayne Turner	1996-99	151	1.6	238
2.	Tony Delk	1993-96	133	1.5	201
3.	Cliff Hawkins	2001-04	126	1.6	199
4.	Ed Davender	1985-88	129	1.5	191
5.	Jared Prickett	1993-97	143	1.3	187
6.	Anthony Epps	1994-97	141	1.3	184
7.	John Pelphrey	1989-92	114	1.5	173
8.	Chuck Hayes	2002-05	134	1.3	170
9.	Rodrick Rhodes	1993-95	99	1.6	163
10.	Rajon Rondo	2005-06	68	2.3	156
	Dirk Minniefield	1980-83	123	1.3	156

Steals Per Game (min. 75 steals)

	Player	Seasons	G	Stls	Avg
1.	Rajon Rondo	2005-06	68	156	2.294
2.	Derek Anderson	1996-97	55	98	1.782
3.	Rodrick Rhodes	1993-95	99	163	1.646
4.	Sean Woods	1990-92	91	144	1.582
5.	Cliff Hawkins	2001-04	126	199	1.579
6.	Wayne Turner	1996-99	151	238	1.576
7.	Jamal Mashburn	1991-93	98	153	1.561
8.	John Pelphrey	1989-92	114	173	1.518
9.	Reggie Hanson	1988-91	101	153	1.515
10.	Tony Delk	1993-96	133	201	1.511

Single-Season Leaders

Steals

	Player	Season	G	Avg	Stls
1.	Rajon Rondo	2004-05	34	2.6	87
2.	Wayne Turner	1996-97	40	2.0	79
3.	Rodrick Rhodes	1993-94	33	2.3	76
4.	Cliff Hawkins	2003-04	32	2.3	74
5.	Rajon Rondo	2005-06	34	2.0	69
	Kyle Macy	1978-79	31	2.2	69
7.	Anthony Epps	1996-97	40	1.7	68
8.	Tony Delk	1995-96	36	1.9	67
9.	Jared Prickett	1996-97	38	1.7	66
	Ron Mercer	1996-97	40	1.7	66
	John Wall	2009-10	38	1.8	66

Steals Per Game (min. 30 steals)

	Player	Season	G	Stls	Avg
1.	Rajon Rondo	2004-05	34	87	2.559
2.	Cliff Hawkins	2003-04	32	74	2.313
3.	Rodrick Rhodes	1993-94	33	76	2.303
4.	Kyle Macy	1978-79	31	69	2.226
5.	Reggie Hanson	1989-90	28	61	2.179
	John Pelphrey	1991-92	28	61	2.179
7.	Rajon Rondo	2005-06	34	69	2.029
8.	Wayne Turner	1996-97	40	79	1.975
9.	Tony Delk	1993-94	34	64	1.882
10.	Tony Delk	1995-96	36	67	1.861

Single-Game Highs

Steals

	Player	Opp (Date)	Stls
1.	Rajon Rondo	Mississippi St. (2-19-05)	8
	Wayne Turner	George Wash. (11-24-97)	8
3.	Jared Prickett	Tennessee (3-12-93)	7
	Reggie Hanson	Ole Miss (2-16-91)	7
	John Pelphrey	LSU (2-15-90)	7
	Winston Bennett	Mississippi St. (1-16-85)	7

Single-Season Leaders

Steals

Year	Player	CL	G	Stls	Avg
1978-79	Kyle Macy	Jr.	31	69	2.2
1979-80	Kyle Macy	Sr.	35	58	1.7
1980-81	Dirk Minniefield	So.	28	35	1.3
1981-82	Dirk Minniefield	Jr.	30	42	1.4
1982-83	Dirk Minniefield	Sr.	31	45	1.5
1983-84	Kenny Walker	So.	34	31	0.9
1984-85	Ed Davender	Fr.	31	33	1.1
1985-86	Ed Davender	So.	36	59	1.6
1986-87	James Blackmon	Sr.	29	50	1.7
1987-88	Rex Chapman	So.	32	53	1.7
1988-89	Reggie Hanson	So.	29	47	1.6
1989-90	Reggie Hanson	Jr.	28	61	2.2
	John Pelphrey	So.	28	61	2.2
1990-91	Sean Woods	Jr.	27	50	1.9
1991-92	Jamal Mashburn	So.	36	61	1.7
	John Pelphrey	Sr.	36	61	1.7
1992-93	Travis Ford	Jr.	34	56	1.6
1993-94	Rodrick Rhodes	So.	33	76	2.3
1994-95	Tony Delk	Jr.	33	53	1.6
1995-96	Tony Delk	Sr.	36	67	1.9
1996-97	Wayne Turner	So.	40	79	2.0
1997-98	Wayne Turner	Jr.	39	62	1.6
1998-99	Wayne Turner	Sr.	37	57	1.5
1999-00	Keith Bogans	Fr.	33	47	1.4
2000-01	Saul Smith	Sr.	34	51	1.5
2001-02	Cliff Hawkins	So.	32	48	1.5
2002-03	Keith Bogans	Sr.	36	42	1.2
	Chuck Hayes	So.	36	42	1.2
	Cliff Hawkins	Jr.	29	42	1.4
2003-04	Cliff Hawkins	Sr.	32	74	2.3
2004-05	Rajon Rondo	Fr.	34	87	2.6
2005-06	Rajon Rondo	So.	34	69	2.0
2006-07	Ramel Bradley	Jr.	34	44	1.3
2007-08	Ramel Bradley	Sr.	31	48	1.5
2008-09	Jodie Meeks	Jr.	36	48	1.3
2009-10	John Wall	Fr.	38	66	1.8
2010-11	DeAndre Liggins	Jr.	38	46	1.2
2011-12	Anthony Davis	Fr.	40	54	1.4

BLOCKS

Team Records

Most Blocks
Game: 18 vs. St. John's (12-1-11)
Season: 344 (2011-12)

Individual Records

Most Blocks
Game: 9, Andre Riddick vs. LSU (3-14-93); Sam Bowie vs. Vanderbilt (2-21-81)
Season: 186, Anthony Davis (2011-12)
Career: 268, Jamaal Magloire (1997-00)

Most Blocks Per Game
Season: 4.65, Anthony Davis (2011-12) [186 in 40 games]
Career: 4.65, Anthony Davis (2011-12) [186 in 40 games]

Career Leaders

Blocks

	Player	Seasons	G	Avg	Blks
1.	Jamaal Magloire	1997-00	145	1.8	268
2.	Melvin Turpin	1981-84	123	1.8	226
3.	Sam Bowie	1980-81, 84	96	2.3	218
4.	Andre Riddick	1992-95	126	1.7	212
5.	Anthony Davis	2011-12	40	4.7	186
6.	Perry Stevenson	2007-10	134	1.2	159
7.	Jules Camara	1999-00, 02-03	136	1.1	155
8.	Patrick Patterson	2008-10	97	1.6	152
9.	Marquis Estill	2001-03	100	1.4	143
10.	Tayshaun Prince	1999-02	135	1.1	142

Blocks Per Game (min. 75 blocks)

	Player	Seasons	G	Blks	Avg
1.	Anthony Davis	2011-12	40	186	4.650
2.	Sam Bowie	1980-81, 84	96	218	2.271
3.	Jamaal Magloire	1997-00	145	268	1.848
4.	Melvin Turpin	1981-84	123	226	1.837
5.	Andre Riddick	1992-95	126	212	1.683
6.	Patrick Patterson	2008-10	97	152	1.567
7.	Nazr Mohammed	1996-98	94	135	1.436
8.	Marquis Estill	2001-03	100	143	1.430
9.	Mark Pope	1995-96	69	82	1.188
10.	Perry Stevenson	2007-10	138	159	1.152

Single-Season Leaders

Blocks

	Player	Season	G	Avg	Blks
1.	Anthony Davis	2011-12	40	4.7	186
2.	Andre Riddick	1993-94	34	2.4	83
	Melvin Turpin	1982-83	31	2.7	83
4.	Sam Bowie	1980-81	28	2.9	80
5.	Jamaal Magloire	1996-97	40	2.0	79
6.	Nazr Mohammed	1997-98	39	1.9	75
7.	Sam Bowie	1979-80	34	2.1	73
8.	Terrence Jones	2010-11	38	1.9	72
9.	Patrick Patterson	2008-09	34	2.1	70
	Randolph Morris	2006-07	34	2.1	70

Blocks Per Game (min. 30 blocks)

	Player	Season	G	Blks	Avg
1.	Anthony Davis	2011-12	40	186	4.650
2.	Sam Bowie	1980-81	28	80	2.857
3.	Melvin Turpin	1982-83	31	83	2.677
4.	Andre Riddick	1993-94	34	83	2.441
5.	Melvin Turpin	1981-82	30	67	2.233
6.	Sam Bowie	1979-80	34	73	2.147
7.	Patrick Patterson	2008-09	34	70	2.058
	Randolph Morris	2006-07	34	70	2.058
9.	Jamaal Magloire	1996-97	40	79	1.975
10.	Jamaal Magloire	1998-99	34	66	1.941

Single-Game Highs

Blocks

	Player	Opp (Date)	Blks
1.	Andre Riddick	LSU (3-14-93)	9
	Sam Bowie	Vanderbilt (2-21-81)	9
3.	Anthony Davis	Tennessee (1-31-12)	8
	Anthony Davis	St. John's (12-1-11)	8
	Patrick Patterson	Georgia (3-4-09)	8
	Andre Riddick	Morehead State (12-17-93)	8
7.	Anthony Davis	Western Kentucky (3-15-12)	7
	Anthony Davis	Vanderbilt (2-11-12)	7
	Anthony Davis	Tennessee (1-31-12)	7
	Anthony Davis	Arkansas (1-17-12)	7
	Anthony Davis	South Carolina (1-7-12)	7
	Anthony Davis	Kansas (11-15-11)	7
	Perry Stevenson	Miami (OH) (11-15-06)	7
	Andre Riddick	Arkansas (3-12-94)	7
	Andre Riddick	Ole Miss (1-29-92)	7
	Andre Riddick	Eastern Kentucky (1-18-92)	7

Single-Season Leaders

Blocks

Year	Player	CL	G	Blks	Avg
1978-79	Freddie Cowan	So.	31	36	1.2
1979-80	Sam Bowie	Fr.	34	73	2.1
1980-81	Sam Bowie	So.	28	80	2.9
1981-82	Melvin Turpin	So.	30	67	2.2
1982-83	Melvin Turpin	Jr.	31	83	2.7
1983-84	Sam Bowie	Sr.	34	65	1.9
1984-85	Kenny Walker	Jr.	31	37	1.2
1985-86	Kenny Walker	Sr.	36	43	1.2
1986-87	Rob Lock	Jr.	29	31	1.1
1987-88	Rob Lock	Sr.	33	32	1.0
1988-89	LeRon Ellis	So.	32	35	1.1
1989-90	Reggie Hanson	Jr.	28	40	1.4
1990-91	Reggie Hanson	Sr.	28	53	1.9
1991-92	Andre Riddick	Fr.	28	33	1.2
1992-93	Andre Riddick	So.	31	52	1.7
1993-94	Andre Riddick	Jr.	34	83	2.4
1994-95	Andre Riddick	Sr.	33	44	1.3
1995-96	Walter McCarty	Sr.	36	51	1.4
1996-97	Jamaal Magloire	Fr.	40	79	2.0
1997-98	Nazr Mohammed	Jr.	39	75	1.9
1998-99	Jamaal Magloire	Jr.	34	66	1.9
1999-00	Jamaal Magloire	Sr.	33	57	1.7
2000-01	Tayshaun Prince	Jr.	34	37	1.1
2001-02	Marquis Estill	Jr.	32	43	1.3
	Tayshaun Prince	Sr.	32	43	1.3
2002-03	Marquis Estill	Sr.	36	64	1.8
	Tayshaun Prince	Sr.	32	43	1.3
2003-04	Chuck Hayes	Jr.	32	45	1.4
2004-05	Shagari Alleyne	So.	29	44	1.5
2005-06	Randolph Morris	So.	21	24	1.1
2006-07	Randolph Morris	Jr.	34	70	2.1
2007-08	Perry Stevenson	So.	31	46	1.5
2008-09	Patrick Patterson	So.	34	70	2.1
2009-10	DeMarcus Cousins	Fr.	38	67	1.8
2010-11	Terrence Jones	Fr.	38	72	1.9
2011-12	Anthony Davis	Fr.	40	186	4.7

ASSISTS

Team Records

Most Assists

Game: 35 vs. San Jose State (3-14-96)
Season: 783 (1995-96)

Individual Records

Most Assists

Game: 16, John Wall vs. Hartford (12-29-09)
Season: 241, John Wall (2009-10)
Career: 646, Dirk Minniefield (1980-83)

Most Assists Per Game

Season: 6.4, Roger Harden (1985-86) [282 in 36 games]
Career: 5.3, Sean Woods (1990-92) [482 in 91 games]

Career Leaders

Assists

	Player	Seasons	G	Avg	Asst
1.	Dirk Minniefield	1980-83	123	5.3	646
2.	Anthony Epps	1994-97	141	3.9	544
3.	Roger Harden	1983-86	122	4.1	498
4.	Wayne Turner	1996-99	151	3.3	494
5.	Sean Woods	1990-92	91	5.3	482
6.	Kyle Macy	1978-80	98	4.8	470
7.	Cliff Hawkins	2001-04	126	3.7	468
8.	Ed Davender	1985-88	129	3.4	436
9.	Travis Ford	1992-94	100	4.3	428
10.	Saul Smith	1998-01	143	2.5	363
11.	John Pelphrey	1989-92	114	2.9	327
12.	Larry Johnson	1974-77	112	2.8	319
13.	Ramel Bradley	2004-08	128	2.5	316
14.	Keith Bogans	2000-03	135	2.3	314
15.	Dickey Beal	1981-84	111	2.7	301

Assists Per Game (min. 60 games)

	Player	Seasons	G	Asst	Avg.
1.	Sean Woods	1990-92	91	482	5.30
2.	Dirk Minniefield	1980-83	123	646	5.25
3.	Kyle Macy	1978-80	98	470	4.80
4.	Travis Ford	1992-94	100	428	4.28
5.	Rajon Rondo	2005-06	68	285	4.19
6.	Roger Harden	1983-86	122	498	4.08
7.	Anthony Epps	1994-97	141	544	3.86
8.	Cliff Hawkins	2001-04	126	468	3.71
9.	Larry Conley	1964-66	81	293	3.62
10.	Ed Davendar	1988-89	129	436	3.38

Single-Season Leaders

Assists

	Player	Season	G	Avg	Asst
1.	John Wall	2009-10	37	6.50	241
2.	Roger Harden	1985-86	36	6.4	232
3.	Anthony Epps	1996-97	40	4.8	193
	Travis Ford	1993-94	33	5.9	193
5.	Marquis Teague	2011-12	40	4.8	191
6.	Dirk Minniefield	1981-82	30	6.3	188
7.	Dirk Minniefield	1982-83	31	5.8	181
8.	Kyle Macy	1977-78	32	5.6	178
9.	Anthony Epps	1995-96	36	4.9	175
10.	Wayne Turner	1997-98	39	4.4	173
11.	Rajon Rondo	2005-06	34	4.9	167
	Sean Woods	1991-92	36	4.6	167
13.	Cliff Hawkins	2003-04	32	5.2	166
	Travis Ford	1992-93	34	4.9	166
15.	Sean Woods	1989-90	28	5.9	164
16.	Kyle Macy	1979-80	35	4.7	163
17.	Brandon Knight	2010-11	38	4.2	159
18.	Sean Woods	1990-91	27	5.6	151
	Dirk Minniefield	1980-81	28	5.4	151
20.	Sean Sutton	1988-89	31	4.6	146

Assists Per Game

	Player	Seasons	G	Asst	Avg
1.	John Wall	2009-10	37	241	6.50
2.	Roger Harden	1985-86	36	232	6.44
3.	Dirk Minniefield	1981-82	30	188	6.27
4.	Sean Woods	1989-90	28	164	5.86
5.	Travis Ford	1993-94	33	193	5.85
6.	Dirk Minniefield	1982-83	31	181	5.84
7.	Sean Woods	1990-91	27	151	5.59
8.	Kyle Macy	1977-78	32	178	5.56
9.	Dirk Minniefield	1980-81	28	151	5.39
10.	Cliff Hawkins	2003-04	32	166	5.19

Single-Game Highs

Assists

	Player	Opp (Date)	Asst
1.	John Wall	Hartford (12-29-09)	16
2.	Travis Ford	Eastern Kentucky (12-8-93)	15
3.	John Wall	UNC Asheville (11-30-09)	14
	Dickey Beal	BYU (3-17-84)	14
	Dirk Minniefield	Villanova (12-4-82)	14
6.	Anthony Epps	LSU (3-4-95)	13
	Rodrick Rhodes	Morehead State (12-19-92)	13
	Dirk Minniefield	Auburn (2-3-82)	13
	Dirk Minniefield	Mississippi State (1-23-80)	13
10.	Rajon Rondo	Ole Miss (2-22-06)	12
	Allen Edwards	South Carolina (1-13-98)	12
	Anthony Epps	Marshall (12-19-95)	12
	Anthony Epps	South Carolina (2-1-95)	12
	Travis Ford	LSU (2-15-94)	12
	Sean Woods	Tennessee Tech (12-6-89)	12
	Roger Harden	Tennessee (2-28-85)	12

Single-Season Leaders

Assists

Year	Player	CL	G	Asst	Avg
1961-62	Scotty Baesler	Jr.	26	112	4.3
1962-63	Cotton Nash	Jr.	25	66	2.6
1963-64	Larry Conley	So.	27	112	4.2
1964-65	Larry Conley	Jr.	25	81	3.2
1965-66	Larry Conley	Sr.	29	100	3.4
1966-67	Pat Riley	Sr.	26	68	2.6
1967-68	Mike Pratt	So.	27	82	3.0
1968-69	Mike Casey	Jr.	28	129	4.6
1969-70	Mike Pratt	Sr.	28	99	3.5
1970-71	Larry Steele	Sr.	24	93	3.9
1971-72	Stan Key	Sr.	28	89	3.2
1972-73	Jimmy Dan Conner	So.	28	83	3.0
1973-74	Mike Flynn	Jr.	26	83	3.2
1974-75	Jimmy Dan Conner	Sr.	31	106	3.4
	Mike Flynn	Sr.	31	106	3.4
1975-76	Larry Johnson	Jr.	30	98	3.3
1976-77	Larry Johnson	Sr.	30	143	4.8
1977-78	Kyle Macy	So.	32	178	5.6
1978-79	Kyle Macy	Jr.	31	129	4.2
1979-80	Kyle Macy	Sr.	35	163	4.7
1980-81	Dirk Minniefield	So.	28	151	5.4
1981-82	Dirk Minniefield	Jr.	30	188	6.3
1982-83	Dirk Minniefield	Sr.	31	181	5.8
1983-84	Dickey Beal	Sr.	30	133	4.4
1984-85	Roger Harden	Jr.	30	142	4.7
1985-86	Roger Harden	Sr.	36	232	6.4
1986-87	Rex Chapman	Fr.	29	103	3.6
1987-88	Ed Davender	Sr.	33	131	4.0
1988-89	Sean Sutton	So.	31	146	4.7
1989-90	Sean Woods	So.	28	164	5.9
1990-91	Sean Woods	Jr.	27	151	5.6
1991-92	Sean Woods	Sr.	36	167	4.6
1992-93	Travis Ford	Jr.	34	166	4.9
1993-94	Travis Ford	Sr.	33	193	5.8
1994-95	Anthony Epps	So.	33	138	4.2
1995-96	Anthony Epps	Jr.	36	175	4.9
1996-97	Anthony Epps	Sr.	40	193	4.8
1997-98	Wayne Turner	Jr.	39	173	4.4
1998-99	Wayne Turner	Sr.	37	145	3.9
1999-00	Saul Smith	Jr.	33	115	3.5
2000-01	Saul Smith	Sr.	34	134	3.9
2001-02	Cliff Hawkins	So.	32	136	4.3
2002-03	Cliff Hawkins	Jr.	29	111	3.8
2003-04	Cliff Hawkins	Sr.	32	166	5.2
2004-05	Patrick Sparks	Jr.	34	122	3.6
2005-06	Rajon Rondo	So.	34	167	4.9
2006-07	Ramel Bradley	Jr.	34	129	3.8
2007-08	Ramel Bradley	Sr.	30	101	3.7
2008-09	DeAndre Liggins	Fr.	33	92	2.8
	Michael Porter	Jr.	36	92	2.6
2009-10	John Wall	Fr.	37	241	6.5
2010-11	Brandon Knight	Fr.	38	159	4.2
2011-12	Marquis Teague	Fr.	40	191	4.8

MISCELLANEOUS

Team Records

Most Games Played
Season: 40 (1996-97); (2011-12)

Most Wins
Season: 38 (2011-12) [38-2]

Fewest Wins
Season (20 or more games): 13 (1966-67, 1973-74 and 1988-89)

Longest Win Streak
Overall: 32 (Dec. 5, 1953 to Jan. 8, 1955)
SEC: 51 (Jan. 28, 1950 to Jan. 8, 1955)

Longest Home Win Streak
Overall: 129 (Jan. 4, 1943 to Jan. 8, 1955)
SEC: 70 (Jan. 21, 1939 to Jan. 8, 1955)

Most Losses
Season: 19 (1988-89) [13-19]

Fewest Losses
Season: 0, 1911-12 [9-0] and 1953-54 [25-0]

Longest Losing Streak
Overall: 9 (1922-23)
SEC: 6 (1988-89)

Most Personal Fouls
Game: 41 vs. Tennessee (1-21-92); vs. Ohio (1-12-48)
Season: 837 (1991-92)

Fewest Personal Fouls
Season: 307 (1944-45)

Individual Records

Most Games Played
Season: 40, Anthony Epps, Jamaal Magloire, Ron Mercer and Wayne Turner (1996-97); Anthony Davis, Michael-Kidd Gilchrist, Doron Lamb, Darius Miller, Marquis Teague, Kyle Wiltjer (2011-12)
Career: 152, Darius Miller (2008-12)
Career (SEC): 72, Kenny Walker (1983-86)
Most Games Started
Season: 40, Ron Mercer (1996-97); Anthony Davis, Marquis Teague (2011-12)
Career: 136, Ralph Beard (1946-49)

Most Consecutive Games Started
Career: 110, Chuck Hayes (Feb. 19, 2002 to Mar. 27, 2005); Alex Groza (Nov. 28, 1946 to Mar. 26, 1949)
Career (SEC): 54, Dan Issel (1968-70); Mike Pratt (1968-70); Jack Givens (1975-78)
Most Wins
Career: 132, Wayne Turner (1996-99)

Career Leaders

Double-Doubles

	Player	Seasons	G	DD
1.	Dan Issel	1968-70	83	64
2.	Cotton Nash	1962-64	78	44
3.	Jim Andrews	1971-73	80	43
4.	Kenny Walker	1983-86	132	31
	Tom Parker	1970-72	80	31
6.	Patrick Patterson	2008-10	97	30
	Rick Robey	1975-78	105	30
8.	Mike Pratt	1968-70	81	29
9.	Sam Bowie	1980-81, 84	96	27
10.	Jamal Mashburn	1991-93	98	26

30-Point Games

	Player	Seasons	G	30+
1.	Dan Issel	1968-70	83	31
2.	Cotton Nash	1962-64	78	21
3.	Louie Dampier	1965-67	80	12
4.	Kevin Grevey	1973-75	84	11
5.	Kenny Walker	1983-86	132	9
6.	Cliff Hagan	1951-54	77	8
7.	Jodie Meeks	2007-09	81	7
	Jamal Mashburn	1991-93	98	7
	Jim Andrews	1971-73	80	7
	Bob Burrow	1955-56	51	7
	Alex Groza	1945-49	120	7

Games Played

	Player	Seasons	G
1.	Darius Miller	2008-12	152
2.	Wayne Turner	1996-99	151
3.	Jamaal Magloire	1997-00	145
4.	Saul Smith	1998-01	143
	Jared Prickett	1993-97	143
6.	Anthony Epps	1994-97	141
7.	Ralph Beard	1946-49	139
8.	Jules Camara	1999-00, 02-03	136
9.	Keith Bogans	2000-03	135
	Tayshaun Prince	1999-02	135
	Jim Line	1947-50	135

Games Started

	Player	Seasons	GS
1.	Ralph Beard	1946-49	136
2.	Keith Bogans	2000-03	122
3.	Chuck Hayes	2002-05	111
4.	Alex Groza	1947-49	110
5.	Ed Davender	1985-88	109
	Tayshaun Prince	1999-02	109
7.	Gerald Fitch	2000-03	107
	Dirk Minniefield	1980-83	107
9.	Tony Delk	1993-96	103
	Kenny Walker	1983-86	103

Single-Season Leaders

Double-Doubles

	Player	Season	G	DD
1.	Dan Issel	1969-70	28	26
2.	Dan Issel	1968-69	28	22
3.	Jim Andrews	1972-73	28	21
4.	Anthony Davis	2011-12	40	20
	DeMarcus Cousins	2009-10	38	20
6.	Jim Andrews	1971-72	28	19
7.	Cotton Nash	1961-62	26	18
8.	Dan Issel	1967-68	27	16
9.	Patrick Patterson	2008-09	34	15
	Jamaal Magloire	2099-00	33	15
	Tom Parker	1971-72	27	15

30-Point Games

	Player	Season	G	30+
1.	Dan Issel	1969-70	28	19
2.	Dan Issel	1968-69	28	10
3.	Cotton Nash	1963-64	27	9
	Cotton Nash	1961-62	26	9
5.	Jodie Meeks	2008-09	36	7
6.	Louie Dampier	1966-67	26	6
	Bob Burrow	1955-56	25	6
	Alex Groza	1948-49	34	6
9.	Kenny Walker	1984-85	31	5
	Kevin Grevey	1974-75	31	5
	Jim Andrews	1971-72	28	5
	Cliff Hagan	1951-52	32	5

Single-Game Highs

Triple-Doubles

	Player	Opp (Date)	P	R	A
1.	Chris Mills	Austin Peay (12-27-88)	19	10	10

STREAKS

All-Time Winning Streaks

Overall

No.	Began	Ended
32	Dec. 5, 1953 vs. Temple, 86-59	Jan. 8, 1955 vs. Georgia Tech, 58-59
27	Dec. 2, 1995 vs. Indiana, (N) 89-82	Mar. 10, 1996 vs. Mississippi State, (N) 73-84
26	Jan. 28, 1946 vs. Georgia Tech, 54-26	Dec. 30, 1946 vs. Oklahoma State, (N) 31-37
26	Dec. 30, 2002 vs. Tennessee State, 115-87	Mar. 29, 2003 vs. Marquette, (N) 69-83
25	Feb. 27, 1965 vs. Tennessee, 61-60	Mar. 5, 1966 at Tennessee, 62-69
24	Feb. 6, 1933 vs. Mexico, 81-22	Feb. 24, 1934 vs. Florida, (N) 32-38
24	Dec. 17, 2011 vs. Chattanooga, 87-62	March 11, 2012 vs. Vanderbilt, (N) 64-71
23	Jan. 2, 1952 vs. Ole Miss, 116-58	Mar. 22, 1952 vs. St. John's, (N) 57-64
21	Jan. 11, 1949 vs. Bowling Green, (N) 63-61	Mar. 31, 1949 vs. Loyola, Chicago, (N) 56-67
21	Dec. 30, 1950 vs. Syracuse, (N) 69-59	Mar. 3, 1951 vs. Vanderbilt, (N) 57-61
19	Nov. 13, 2009 vs. Morehead State, 75-59	Jan. 26, 2010 at South Carolina, 62-68
18	Feb. 5, 1948 at Alabama, 41-31	Mar. 31, 1948 vs. Phillips Oilers, (N) 49-53
16	Mar. 1, 1958 at Tennessee, 77-66	Jan. 6, 1959 at Vanderbilt, 66-75
16	Dec. 11, 1961 vs. St. Louis, 86-77	Feb. 12, 1962 vs. Mississippi State, 44-49
16	Mar. 15, 1969 vs. Miami, Ohio, (N) 72-71	Jan. 31, 1970 at Vanderbilt, 81-87
16	Feb. 21, 1976 vs. Florida, 96-89	Dec. 18, 1976 vs. Utah, 68-70
16	Feb. 13, 1978 at Ole Miss, 64-52	Dec. 16, 1978 at Indiana, 67-68

Single Season

No.	Began	Ended
27	Dec. 2, 1995 vs. Indiana, (N) 89-82	Mar. 10, 1996 vs. Mississippi State, (N) 73-84
26	Dec. 30, 2002 vs. Tennessee State, 115-87	Mar. 29, 2003 vs. Marquette, (N) 69-83
*25	Dec. 5, 1953 vs. Temple, 86-59	Mar. 1, 1954 at Alabama, 68-43
24	Dec. 17, 2011 vs. Chattanooga, 87-62	March 11, 2012 vs. Vanderbilt, (N) 64-71
23	Jan. 2, 1952 vs. Ole Miss, (N) 116-58	Mar. 22, 1952 vs. St. John's, (N) 57-64
23	Dec. 1, 1965 vs. Hardin-Simmons, 83-55	Mar. 5, 1966 at Tennessee, 62-69
21	Jan. 11, 1949 vs. Bowling Green, (N) 63-61	Mar. 14, 1949 vs. Loyola, Chicago, (N) 56-67
21	Dec. 30, 1950 vs. Syracuse, (N) 69-59	Mar. 3, 1951 vs. Vanderbilt, (N) 57-61

Homecourt

No.	Began	Ended
**129	Jan. 4, 1943 vs. Ft. Knox, 64-30	Jan. 8, 1955 vs. Georgia Tech, 58-59
^52	Mar. 17, 2009 vs. UNLV, 70-60	In progress...
39	Jan. 10, 1933 vs. South Carolina, 44-36	Feb. 22, 1936 vs. Creighton, 29-31
33	Jan. 29, 1992 vs. Ole Miss, 96-78	Feb. 9, 1994 vs Arkansas, 82-90
30	Dec. 1, 1980 vs. E. Tennessee State, 62-57	Mar. 6, 1982 vs. Alabama, 46-48
28	Dec. 21, 1957 vs. Minnesota, 78-58	Dec. 19, 1959 vs. West Virginia, 70-79
28	Dec. 20, 1968 vs. Michigan, 112-104	Dec. 19, 1970 vs. Purdue, 83-89
27	Jan. 11, 1930 vs. Creighton, 25-21	Feb. 20, 1932 vs. Vanderbilt, 31-32
27	Feb. 18, 1995 vs. Florida, 87-77	Mar. 2, 1997 vs. South Carolina, 66-72
26	Jan. 22, 1977 vs. LSU, 87-72	Dec. 22, 1978 vs. Texas A&M, 69-73
24	Feb. 28, 1985 vs. Tennessee, 92-67	Jan. 7, 1987 vs. Alabama, 55-69

Biggest Wins

	Margin	Score	Opponent	Site	Date
1.	+77	143-66	Georgia	Louisville, Ky.	Feb. 27, 1956
2.	+74	124-50	Tennessee-Martin	Lexington, Ky.	Nov. 26, 1994
3.	+72	90-18	Western Ontario	Lexington, Ky.	Dec. 10, 1949
	+72	96-24	Wabash	Lexington, Ky.	Dec. 28, 1946
5.	+69	98-29	Vanderbilt	Louisville, Ky.	Feb. 27, 1947
	+69	75-6	Arkansas State	Lexington, Ky.	Jan. 8, 1945
	+69	81-12	Oglethorpe	Lexington, Ky.	Dec. 13, 1934
8.	+66	84-18	Auburn	Louisville, Ky.	Feb. 28, 1947
9.	+65	83-18	Texas A&M	Lexington, Ky.	Dec. 14, 1946
10.	+64	96-32	Morehead State	Lexington, Ky.	Dec. 16, 1995
11.	+62	106-44	Vanderbilt	Lexington, Ky.	Mar. 5, 2003
12.	+61	101-40	Tennessee	Lexington, Ky.	Mar. 12, 1993

Biggest Losses

	Margin	Score	Opponent	Site	Date
1.	-70	17-87	Central	Danville, Ky.	Jan. 28, 1910
2.	-55	95-150	Kansas	Lawrence, Kan.	Dec. 9, 1989
3.	-47	10-57	Wabash	Crawfordsville, Ind.	Jan. 6, 1925
4.	-42	9-51	Central	Danville, Ky.	Mar. 11, 1910
5.	-41	52-93	Vanderbilt	Nashville, Tenn.	Feb. 12, 2008
	-41	11-52	Rose Polytechnic	Terre Haute, Ind.	Feb. 10, 1910
7.	-39	50-89	City College of New York	New York, N.Y.	Mar. 14, 1950
8.	-38	10-48	Cincinnati	Lexington, Ky.	Dec. 18, 1926
9.	-37	17-54	Christ Church, Cin.	Cincinnati, Ohio	Feb. 15, 1906
10.	-35	41-76	LSU	Lexington, Ky.	Jan. 18, 1987

* UK registered 25 wins during its undefeated season of 1953-54. The team declined a bid to the NCAA Tournament.
** NCAA record
^ Win streak began at Memorial Coliseum due to scheduling conflict at Rupp Arena.



Cliff Hagan helped the Cats establish a national record 129-game home winning streak.

OVERTIME

Date	Opponent	W/L	Score	OT
2-12-1907	at Central	L	23-25	OT
1-8-1910	at Kentucky Wesleyan	W	14-12	OT
2-21-1918	CENTRE	W	22-20	3OT
3-6-1920	at Centre	L	18-20	OT
2-13-1922	at Virginia	L	30-32	OT
12-21-1928	MIAMI, OHIO	W	43-42	3OT
2-1-1929	at Mississippi State	W	25-23	OT
1-31-1930	at Tennessee	L	24-29	OT
2-1-1930	WASHINGTON & LEE	W	28-26	OT
2-22-1930	at Georgia	W	22-21	OT
1-31-1931	at Tennessee	W	36-32	OT
12-15-1936	at Xavier	W	34-28	OT
2-18-1939	at Tennessee	W	36-34	2OT
1-6-1940	at Xavier	W	42-41	OT
3-1-1940	at Tennessee	W	30-29	OT
12-23-1944	OHIO STATE	W	53-48	OT
1-1-1945	at Long Island	W	62-52	OT
1-27-1945	Notre Dame (Louisville)	L	58-59	OT
12-29-1949	Villanova (New Orleans)	W	57-56	OT
12-29-1950	St. Louis (New Orleans)	L	42-43	OT
12-7-1957	TEMPLE	W	85-83	3OT
2-22-1958	Alabama (Montgomery)	W	45-43	OT
12-15-1958	MARYLAND	W	58-56	OT
12-14-1959	at Kansas	W	77-72	OT
12-22-1960	SAINT LOUIS	L	72-74	OT
1-5-1963	GEORGIA TECH	L	85-86	2OT
1-19-1963	TENNESSEE	L	69-78	OT
1-10-1966	at Georgia	W	69-65	2OT
12-5-1966	ILLINOIS	L	97-98	OT
1-5-1967	VANDERBILT	L	89-91	OT
1-23-1967	TENNESSEE	L	50-52	2OT
2-11-1967	MISSISSIPPI STATE	L	72-77	OT
1-27-1969	at Alabama	W	83-70	OT
12-12-1970	at Indiana	W	95-93	OT
12-11-1971	Indiana (Louisville)	L	89-90	2OT
2-5-1972	at Vanderbilt	W	85-80	OT
2-12-1973	MISSISSIPPI STATE	W	100-87	OT
3-15-1973	Austin Peay (NCAA)	W	106-100	OT
2-11-1974	at Auburn	L	97-99	OT
12-15-1975	Indiana (Louisville)	L	68-77	OT
1-10-1976	TENNESSEE	L	88-90	OT
1-26-1976	at Auburn	L	84-91	OT
3-8-1976	MISSISSIPPI STATE	W	94-93	OT
1-3-1977	Georgia	W	64-59	OT
1-12-1977	TENNESSEE	L	67-71	OT
2-11-1978	at LSU	L	94-95	OT
12-9-1978	KANSAS	W	67-66	OT
12-16-1978	at Indiana	L	67-68	OT
1-25-1979	at Auburn	W	86-83	OT
3-3-1979	Tennessee (Birmingham)	L	69-75	OT
3-7-1979	CLEMSON	L	67-68	OT
11-17-1979	Duke (Springfield, Mass.)	L	76-82	OT
2-24-1980	at LSU	W	76-74	OT
1-31-1981	at Georgia	W	71-68	2OT
12-12-1981	at Kansas	W	77-74	OT
12-29-1981	Notre Dame (Louisville)	W	34-28	OT
2-3-1982	at Auburn	L	81-83	OT
1-10-1983	at Mississippi State	W	59-53	OT
1-22-1983	at Vanderbilt	W	82-77	OT
3-26-1983	Louisville (NCAA)	L	68-80	OT
2-2-1985	at Auburn	W	49-47	OT
2-11-1987	TENNESSEE	W	91-84	OT
12-5-1987	Indiana (Indianapolis)	W	82-76	OT
12-23-1989	UL LAFAYETTE	L	113-116	OT
3-28-1992	Duke (NCAA)	L	103-104	OT
4-3-1993	Michigan (NCAA)	L	78-81	OT
1-8-1994	at Georgia	L	90-94	OT
3-12-1995	Arkansas (SEC)	W	95-93	OT
11-15-1996	Clemson (Indianapolis)	L	71-79	OT
2-4-1997	at South Carolina	L	79-84	OT
3-31-1997	Arizona (NCAA)	L	79-84	OT
1-17-1998	ARKANSAS	W	80-77	OT
3-28-1998	Stanford (NCAA)	W	86-85	OT
12-8-1998	Indiana (Louisville)	W	70-61	OT
1-26-1999	at Georgia	W	91-83	OT
3-14-1999	Kansas (NCAA)	W	92-88	OT
1-22-2000	at Vanderbilt	W	81-73	OT
3-16-2000	St. Bonaventure (NCAA)	W	85-80	2OT
11-10-2000	UCLA (New York)	L	92-97	OT
12-18-2001	Duke (East Rutherford)	L	91-94	OT
1-5-2002	at Mississippi State	L	69-74	OT
2-6-2002	at Tennessee	L	74-76	OT
1-20-2004	at Tennessee	W	69-68	OT
3-12-2005	LSU (SEC)	W	79-78	OT
3-27-2005	Michigan State (NCAA)	L	88-94	2OT
1-24-2007	at Georgia	L	68-78	OT
3-9-2007	Mississippi State (SEC)	L	82-84	OT
1-12-2008	VANDERBILT	W	79-73	3OT
1-19-2008	at Florida	L	70-81	OT
3-15-2008	Georgia (SEC)	L	56-60	OT
11-25-2009	Stanford (Cancun)	W	73-65	OT
2-16-2010	Mississippi State	W	81-75	OT
3-14-2010	Mississippi State (SEC)	W	75-74	OT
2-23-2011	at Arkansas	L	76-77	OT
Total	**94 Games**			**51-43**

Home: 12-11; **Away:** 25-16; **Neutral:** 14-16;
SEC: 3-2; **NCAA:** 4-5

UK IN EACH STATE

State	Record	Pct.
Alabama	76-46	.623
Alaska	8-1	.889
Arizona	1-0	1.000
Arkansas	6-5	.545
California	5-4	.556
Colorado	0-1	.000
Connecticut	2-0	1.000
Delaware	0-0	.000
District of Columbia	0-1	.000
Florida	41-24	.631
Georgia	109-47	.699
Hawaii	12-5	.706
Idaho	0-0	.000
Illinois	22-12	.647
Indiana	23-31	.426
Iowa	5-2	.714
Kansas	9-4	.692
Kentucky	1,284-230-1	.848
Louisiana	68-30	.694
Maine	0-0	.000
Maryland	3-6	.333
Massachusetts	3-2	.600
Mexico	*2-0*	*1.000*
Michigan	5-7	.417
Minnesota	4-4	.500
Mississippi	61-22	.735
Missouri	10-6	.625
Montana	0-0	.000
Nebraska	3-3	.500
Nevada	3-0	1.000
New Hampshire	0-0	.000
New Jersey	5-3	.625
New Mexico	0-0	.000
New York	41-17	.707
North Carolina	13-11	.542
North Dakota	0-0	.000
Ohio	56-21	.727
Oklahoma	0-0	.000
Oregon	1-0	1.000
Pennsylvania	11-6	.647
Puerto Rico	2-1	.667
Rhode Island	0-0	.000
South Carolina	21-7	.750
South Dakota	0-0	.000
Tennessee	153-79	.660
Texas	6-4	.600
Utah	4-0	1.000
Vermont	0-0	.000
Virginia	3-4	.429
Washington	1-1	.500
West Virginia	2-1	.667
Wisconsin	2-1	.667
Wyoming	0-0	.000
Total	**2,090-649-1**	**.763**

1,000 POINT SCORERS

1 - Dan Issel - 2,138 Points

Year	G	FGM	FGA	Pct.	FTM	FTA	Pct.	TP	Avg.
1967-68	27	171	390	43.8	102	154	66.2	444	16.4
1968-69	28	285	534	53.4	176	232	75.9	746	26.6
1969-70	28	369	667	55.3	210	275	76.4	948	33.9
Totals	**83**	**825**	**1591**	**51.9**	**488**	**661**	**73.8**	**2138**	**25.8**



2 - Kenny Walker - 2,080 Points

Year	G	FGM	FGA	Pct.	FTM	FTA	Pct.	TP	Avg.
1982-83	31	88	144	61.1	51	77	66.2	227	7.3
1983-84	34	171	308	55.5	80	109	73.4	422	12.4
1984-85	31	246	440	55.9	218	284	76.8	710	22.9
1985-86	36	260	447	58.2	201	263	76.4	721	20.0
Totals	**132**	**765**	**1339**	**57.1**	**550**	**733**	**75.0**	**2080**	**15.8**

3 - Jack Givens - 2,038 Points

Year	G	FGM	FGA	Pct.	FTM	FTA	Pct.	TP	Avg.
1974-75	31	126	255	49.4	40	54	74.1	292	9.4
1975-76	30	243	494	49.2	116	140	82.9	602	20.1
1976-77	30	236	459	51.4	94	113	83.2	566	18.9
1977-78	32	238	430	55.4	102	134	76.2	578	18.1
Totals	**123**	**843**	**1638**	**51.5**	**352**	**441**	**79.8**	**2038**	**16.6**



4 - Keith Bogans - 1,923 Points

Year	G	FGM	FGA	Pct.	3FG	3FGA	Pct.	FTM	FTA	Pct.	TP	Avg.
1999-00	33	138	339	40.7	48	164	29.3	87	135	64.4	411	12.5
2000-01	34	210	444	47.3	74	205	36.1	83	119	69.7	577	17.0
2001-02	32	129	327	39.4	52	165	31.5	61	91	67.0	371	11.6
2002-03	36	194	425	45.6	80	209	38.3	96	130	73.8	564	15.7
Totals	**135**	**671**	**1535**	**43.7**	**254**	**743**	**34.2**	**327**	**475**	**68.8**	**1923**	**14.2**

5 - Tony Delk - 1,890 Points

Year	G	FGM	FGA	Pct.	3FG	3FGA	Pct.	FTM	FTA	Pct.	TP	Avg.
1992-93	30	47	104	45.2	18	51	35.3	24	33	72.7	136	4.6
1993-94	34	200	440	45.5	95	254	37.4	69	108	63.9	564	16.6
1994-95	33	207	433	47.8	77	197	39.1	60	89	67.4	551	16.7
1995-96	36	229	464	49.4	93	210	44.3	88	110	80.0	639	17.8
Totals	**133**	**683**	**1441**	**47.4**	**283**	**712**	**39.7**	**241**	**340**	**70.9**	**1890**	**14.2**



6 - Jamal Mashburn - 1,843 Points

Year	G	FGM	FGA	Pct.	3FG	3FGA	Pct.	FTM	FTA	Pct.	TP	Avg.
1990-91	28	137	289	47.4	24	82	29.3	64	88	72.7	362	12.9
1991-92	36	279	492	56.7	58	132	43.9	151	213	70.9	767	21.3
1992-93	34	259	526	49.2	66	180	36.7	130	194	67.0	714	21.0
Totals	**98**	**675**	**1307**	**51.6**	**148**	**394**	**37.6**	**345**	**495**	**69.7**	**1843**	**18.8**

7 - Kevin Grevey - 1,801 Points

Year	G	FGM	FGA	Pct.	FTM	FTA	Pct.	TP	Avg.
1972-73	28	236	441	53.5	52	76	68.4	524	18.7
1973-74	25	232	457	50.8	83	100	83.0	547	21.9
1974-75	31	303	592	51.2	124	157	79.0	730	23.6
Totals	**84**	**771**	**1490**	**51.7**	**259**	**333**	**77.8**	**1801**	**21.4**



8 - Tayshaun Prince - 1,775 Points

Year	G	FGM	FGA	Pct.	3FG	3FGA	Pct.	FTM	FTA	Pct.	TP	Avg.
1998-99	37	82	198	41.4	29	101	28.7	21	32	65.6	214	5.8
1999-00	32	153	362	42.3	46	150	30.7	74	105	70.5	426	13.3
2000-01	34	207	418	49.5	64	179	35.8	97	115	84.3	575	16.9
2001-02	32	206	441	46.7	65	191	34.0	83	118	70.3	560	17.5
Totals	**135**	**648**	**1419**	**45.7**	**204**	**621**	**32.9**	**275**	**370**	**74.3**	**1775**	**13.1**



9 - Cotton Nash - 1,770 Points

Year	G	FGM	FGA	Pct.	FTM	FTA	Pct.	TP	Avg.
1961-62	26	221	489	45.2	166	218	76.1	608	23.4
1962-63	25	176	471	37.3	162	236	68.6	514	20.6
1963-64	27	248	588	42.1	152	198	76.7	648	24.0
Totals	**78**	**645**	**1548**	**41.7**	**480**	**652**	**73.6**	**1770**	**22.7**

10 - Alex Groza - 1,744 Points

Year	G	FGM	FGA	Pct.	FTM	FTA	Pct.	TP	Avg.
1944-45	10	62			41	57	71.9	165	16.5
1946-47	37	146	372	38.2	101	160	63.1	393	10.6
1947-48	39	200	530	37.7	88	140	62.9	488	12.5
1948-49	34	259	612	42.3	180	248	72.6	698	20.5
Totals	**120**	**667**			**410**	**605**	**67.8**	**1744**	**14.5**



11 - Ed Davender - 1,637 Points

Year	G	FGM	FGA	Pct.	3FG	3FGA	Pct.	FTM	FTA	Pct.	TP	Avg.
1984-85	31	93	226	41.2	–	–	–	78	106	73.6	264	8.5
1985-86	36	155	354	43.8	–	–	–	104	131	79.4	414	11.5
1986-87	29	160	357	44.8	15	59	25.4	107	145	73.8	442	15.2
1987-88	33	173	371	46.6	22	72	30.6	149	171	87.1	517	19.0
Totals	**129**	**581**	**1308**	**44.4**	**37**	**131**	**26.0**	**438**	**553**	**79.2**	**1637**	**12.7**



12 - Louie Dampier - 1,575 Points

Year	G	FGM	FGA	Pct.	FTM	FTA	Pct.	TP	Avg.
1964-65	25	171	334	51.2	84	100	84.0	426	17.0
1965-66	29	249	482	51.6	114	137	83.2	612	21.1
1966-67	26	219	443	49.4	99	119	83.1	537	20.6
Totals	**80**	**639**	**1259**	**50.8**	**297**	**356**	**83.4**	**1575**	**19.7**



13 - Patrick Patterson - 1,564 Points

Year	G	FGM	FGA	Pct.	3FG	3FGA	Pct.	FTM	FTA	Pct.	TP	Avg.
2007-08	25	162	282	.574	0	3	.000	87	119	.731	411	16.4
2008-09	34	240	398	.603	0	1	.000	129	168	.768	609	17.9
2009-10	38	215	374	.575	24	69	.348	90	130	.692	544	14.3
Totals	**97**	**617**	**1054**	**.585**	**24**	**73**	**.329**	**306**	**417**	**.734**	**1564**	**16.1**

14 - Mike Casey - 1,535 Points

Year	G	FGM	FGA	Pct.	FTM	FTA	Pct.	TP	Avg.
1967-68	27	231	474	48.9	79	96	82.3	541	20.0
1968-69	28	228	494	46.2	78	103	75.7	534	19.1
1970-71	27	188	373	50.4	84	108	77.8	460	17.0
Totals	**82**	**647**	**1341**	**48.2**	**241**	**307**	**78.5**	**1535**	**18.7**



15 - Ralph Beard - 1,517 Points

Year	G	FGM	FGA	Pct.	FTM	FTA	Pct.	TP	Avg.
1945-46	30	111			57	110	51.8	279	9.3
1946-47	37	157	469	33.5	78	115	76.8	392	10.6
1947-48	38	194	536	36.2	88	149	59.1	476	12.5
1948-49	34	144	481	29.9	82	115	71.3	370	10.9
Totals	**139**	**606**			**305**	**289**	**62.4**	**1517**	**10.9**



16 - Melvin Turpin - 1,509 Points

Year	G	FGM	FGA	Pct.	FTM	FTA	Pct.	TP	Avg.
1980-81	28	50	95	52.6	31	44	70.5	131	4.7
1981-82	30	160	275	58.2	72	106	67.9	392	13.1
1982-83	31	192	311	61.7	84	125	67.2	468	15.1
1983-84	34	224	378	59.3	70	94	74.5	518	15.2
Totals	**123**	**626**	**1059**	**59.1**	**257**	**369**	**69.6**	**1509**	**12.3**

17 - Cliff Hagan - 1,475 Points

Year	G	FGM	FGA	Pct.	FTM	FTA	Pct.	TP	Avg.
1950-51	20	69	188	36.7	45	61	73.8	183	9.2
1951-52	32	264	633	41.7	164	235	69.8	692	21.6
1953-54	25	234	514	45.5	132	191	69.1	600	24.0
Totals	**77**	**567**	**1335**	**42.5**	**341**	**487**	**70.0**	**1475**	**19.2**

18 - Pat Riley - 1,464 Points

Year	G	FGM	FGA	Pct.	FTM	FTA	Pct.	TP	Avg.
1964-65	25	160	370	43.2	55	89	61.8	375	15.0
1965-66	29	265	514	51.5	107	153	69.9	637	21.9
1966-67	26	165	373	44.2	122	156	78.2	452	17.4
Totals	**80**	**590**	**1257**	**46.9**	**284**	**398**	**71.4**	**1464**	**18.3**



19 - Johnny Cox - 1,461 Points

Year	G	FGM	FGA	Pct.	FTM	FTA	Pct.	TP	Avg.
1956-57	28	203	490	41.4	138	180	76.7	544	19.4
1957-58	29	173	471	36.7	86	115	74.8	432	14.9
1958-59	27	188	464	40.5	109	146	74.6	485	17.9
Totals	**84**	**564**	**1425**	**40.0**	**333**	**441**	**75.5**	**1461**	**17.4**



20 -Joe Crawford - 1,438 Points

Year	G	FGM	FGA	Pct.	3FG	3FGA	Pct.	FTM	FTA	Pct.	TP	Avg.
2004-05	31	35	97	36.1	13	49	26.5	15	26	57.7	98	3.2
2005-06	32	111	270	41.1	47	130	36.2	56	78	71.8	325	10.2
2006-07	34	178	401	44.4	63	180	35.0	58	91	63.7	477	14.0
2007-08	30	188	401	46.9	63	173	36.4	99	130	76.2	538	17.9
Totals	**127**	**512**	**1169**	**43.8**	**186**	**532**	**35.0**	**228**	**325**	**70.2**	**1,438**	**11.3**



21 - Kyle Macy - 1,411 Points

Year	G	FGM	FGA	Pct.	FTM	FTA	Pct.	TP	Avg.
1977-78	32	143	267	53.6	115	129	89.2	401	12.5
1978-79	31	179	355	50.4	112	129	86.8	470	15.2
1979-80	35	218	415	52.5	104	114	91.2	540	15.4
Totals	**98**	**540**	**1037**	**52.1**	**331**	**372**	**89.0**	**1411**	**14.4**



22 - Winston Bennett - 1,399 Points

Year	G	FGM	FGA	Pct.	3FG	3FGA	Pct.	FTM	FTA	Pct.	TP	Avg.
1983-84	34	67	156	42.9	–	–	–	88	126	69.8	222	6.5
1984-85	30	82	191	42.9	–	–	–	52	77	67.5	216	7.2
1985-86	36	171	338	50.6	–	–	–	115	158	72.8	457	12.7
1987-88	33	195	380	51.3	1	2	50.0	113	155	72.9	504	15.3
Totals	**133**	**515**	**1065**	**48.4**	**1**	**2**	**50.0**	**368**	**516**	**71.3**	**1399**	**10.5**

23 - Rick Robey - 1,395 Points

Year	G	FGM	FGA	Pct.	FTM	FTA	Pct.	TP	Avg.
1974-75	31	135	248	54.4	51	63	81.0	321	10.4
1975-76	12	73	130	56.2	41	56	73.2	187	15.6
1976-77	30	158	276	57.3	111	161	68.9	427	14.2
1977-78	32	167	263	63.5	126	175	72.0	460	14.4
Totals	**105**	**533**	**917**	**58.1**	**329**	**455**	**72.3**	**1395**	**13.3**



24 - Gerald Fitch - 1,391 Points

Year	G	FGM	FGA	Pct.	FTM	FTA	Pct.	TP	Avg.
2000-01	34	76	167	45.5	49	71	69.0	230	6.8
2001-02	28	85	187	45.5	48	69	69.6	248	8.9
2002-03	36	152	322	47.2	78	102	76.5	443	12.3
2003-04	29	148	343	43.1	95	125	76.0	470	16.2
Totals	**127**	**461**	**1019**	**45.2**	**270**	**367**	**73.6**	**1391**	**11.0**

25 - Mike Phillips - 1,367 Points

Year	G	FGM	FGA	Pct.	FTM	FTA	Pct.	TP	Avg.
1974-75	31	108	212	50.9	26	47	55.3	242	7.8
1975-76	30	199	367	54.2	69	117	59.0	467	15.6
1976-77	28	144	261	55.2	54	88	61.4	342	12.2
1977-78	31	125	210	59.5	66	87	75.9	316	10.2
Totals	**120**	**576**	**1050**	**54.9**	**215**	**339**	**63.4**	**1367**	**11.4**



26 - Mike Pratt - 1,359 Points

Year	G	FGM	FGA	Pct.	FTM	FTA	Pct.	TP	Avg.
1967-68	27	152	334	45.5	76	111	68.5	380	14.1
1968-69	26	173	321	53.9	93	132	70.5	439	16.9
1969-70	28	219	470	46.6	102	145	70.3	540	19.3
Totals	**81**	**544**	**1125**	**48.4**	**271**	**388**	**69.8**	**1359**	**16.8**



27 - Frank Ramsey - 1,344 Points

Year	G	FGM	FGA	Pct.	FTM	FTA	Pct.	TP	Avg.
1950-51	34	135	413	32.7	75	123	60.9	345	10.1
1951-52	32	185	470	39.3	139	214	64.9	509	15.9
1953-54	25	179	430	41.6	132	181	72.9	490	19.6
Totals	**91**	**499**	**1313**	**38.0**	**346**	**518**	**66.8**	**1344**	**14.8**



28 - Ramel Bradley - 1,326 Points

Year	G	FGM	FGA	Pct.	3FG	3FGA	Pct.	FTM	FTA	Pct.	TP	Avg.
2004-05	34	51	134	38.1	22	65	33.8	31	44	70.5	155	4.6
2005-06	30	81	201	40.3	28	93	30.1	46	59	78.0	236	7.9
2006-07	34	141	336	42.0	69	188	36.7	106	130	81.5	457	13.4
2007-08	30	139	330	42.1	58	153	37.9	142	171	83.0	478	15.9
Totals	**128**	**412**	**1001**	**41.2**	**177**	**499**	**35.5**	**325**	**404**	**80.4**	**1326**	**10.4**

29 - Jim Andrews - 1,320 Points

Year	G	FGM	FGA	Pct.	FTM	FTA	Pct.	TP	Avg.
1970-71	24	64	122	52.5	28	45	62.2	156	6.5
1971-72	28	236	409	57.7	130	186	69.9	602	21.5
1972-73	28	243	434	56.0	76	110	69.1	562	20.1
Totals	**80**	**543**	**965**	**56.3**	**234**	**341**	**68.6**	**1320**	**16.5**



30 - Sam Bowie - 1,285 Points

Year	G	FGM	FGA	Pct.	FTM	FTA	Pct.	TP	Avg.
1979-80	34	165	311	53.1	110	144	76.4	440	12.9
1980-81	28	185	356	52.0	118	164	72.0	488	17.4
1983-84	34	133	258	51.6	91	126	72.2	357	10.5
Totals	**96**	**483**	**925**	**52.2**	**319**	**434**	**73.5**	**1285**	**13.4**

31 - Jim Master - 1,283 Points

Year	G	FGM	FGA	Pct.	FTM	FTA	Pct.	TP	Avg.
1980-81	27	64	142	45.1	48	56	85.7	176	6.5
1981-82	30	153	315	48.1	95	106	89.6	401	13.4
1982-83	31	166	313	53.0	56	69	81.2	388	12.5
1983-84	33	129	284	45.4	60	74	81.1	318	9.6
Totals	**121**	**512**	**1054**	**48.6**	**259**	**305**	**84.9**	**1283**	**10.6**

32 - John Pelphrey - 1,257 Points

Year	G	FGM	FGA	Pct.	3FG	3FGA	Pct.	FTM	FTA	Pct.	TP	Avg.
1988-89	22	14	24	40.0	2	5	40.0	8	13	61.5	38	1.7
1989-90	28	112	259	43.2	44	120	36.7	97	129	75.2	365	13.0
1990-91	28	131	303	43.2	62	164	37.8	80	102	78.4	404	14.4
1991-92	36	145	296	49.0	52	144	36.1	108	139	77.7	450	12.5
Totals	**114**	**402**	**882**	**45.6**	**160**	**433**	**37.0**	**293**	**383**	**76.5**	**1257**	**11.0**



33 - Scott Padgett - 1,252 Points

Year	G	FGM	FGA	Pct.	3FG	3FGA	Pct.	FTM	FTA	Pct.	TP	Avg.
1994-95	14	7	27	25.9	4	13	30.8	10	12	83.3	28	2.0
1996-97	32	100	244	41.0	47	138	34.1	61	80	76.3	308	9.6
1997-98	39	161	338	47.6	40	107	37.4	87	102	85.3	449	11.5
1998-99	37	156	335	46.6	61	160	38.1	94	138	68.1	467	12.6
Totals	**122**	**424**	**944**	**44.9**	**152**	**418**	**36.4**	**252**	**332**	**75.9**	**1252**	**10.3**



34 - Darius Miller - 1,248 Points

Year	G	FGM	FGA	Pct.	3FG	3FGA	Pct.	FTM	FTA	Pct.	TP	Avg.
2008-09	36	66	161	41.0	18	54	33.3	41	51	80.4	191	5.3
2009-10	38	86	215	40.0	43	128	33.6	31	39	79.5	246	6.5
2010-11	38	149	312	47.8	58	131	44.3	58	68	85.3	414	10.9
2011-12	40	143	302	47.4	56	149	37.9	55	69	79.7	397	9.9
Totals	**152**	**444**	**990**	**44.8**	**175**	**462**	**37.9**	**185**	**227**	**81.5**	**1248**	**8.2**



35 - Jodie Meeks - 1,246 Points

Year	G	FGM	FGA	Pct.	3FG	3FGA	Pct.	FTM	FTA	Pct.	TP	Avg.
2006-07	34	95	227	.419	44	121	.364	61	68	.897	295	8.7
2007-08	11	27	88	.307	16	50	.320	27	34	.794	97	8.8
2008-09	36	263	568	.463	117	288	.406	211	234	.902	854	23.7
Totals	**81**	**385**	**883**	**.436**	**177**	**459**	**.386**	**299**	**336**	**.890**	**1246**	**15.4**



36 - Tom Parker - 1,238 Points

Year	G	FGM	FGA	Pct.	FTM	FTA	Pct.	TP	Avg.
1969-70	25	117	232	50.4	26	35	74.3	260	10.4
1970-71	28	209	413	50.6	74	91	81.3	492	17.6
1971-72	27	203	429	47.3	80	101	79.2	486	18.0
Totals	**80**	**529**	**1074**	**49.3**	**180**	**227**	**79.3**	**1238**	**15.5**

37 - Deron Feldhaus - 1,231 Points

Year	G	FGM	FGA	Pct.	3FG	3FGA	Pct.	FTM	FTA	Pct.	TP	Avg.
1988-89	32	48	100	48.0	2	6	33.3	20	31	64.5	118	3.7
1989-90	28	135	273	49.5	32	88	36.4	101	134	75.4	403	14.4
1990-91	28	106	203	52.2	29	74	39.2	60	88	69.3	301	10.8
1991-92	36	138	290	47.6	48	128	37.5	85	107	79.4	409	11.4
Totals	**124**	**427**	**866**	**49.3**	**111**	**296**	**37.5**	**267**	**360**	**74.2**	**1231**	**9.6**



38 - Derrick Hord - 1,220 Points

Year	G	FGM	FGA	Pct.	FTM	FTA	Pct.	TP	Avg.
1979-80	35	78	166	47.0	49	64	76.6	205	5.9
1980-81	28	97	239	40.6	54	72	75.0	248	8.9
1981-82	30	194	394	49.2	102	131	77.9	490	16.3
1982-83	31	106	211	50.2	65	79	82.3	277	8.9
Totals	**124**	**475**	**1010**	**47.0**	**270**	**346**	**78.0**	**1220**	**9.8**



39 - Bill Spivey - 1,213 Points

Year	G	FGM	FGA	Pct.	FTM	FTA	Pct.	TP	Avg.
1949-50	30	255	619	36.3	128	176	72.7	578	19.3
1950-51	33	252	632	39.9	131	211	62.0	635	19.2
Totals	**63**	**477**	**1251**	**38.1**	**259**	**387**	**66.9**	**1213**	**19.3**



40 - Chuck Hayes - 1,211 Points

Year	G	FGM	FGA	Pct.	3FG	3FGA	Pct.	FTM	FTA	Pct.	TP	Avg.
2001-02	32	67	145	.462	6	22	.273	48	65	.738	188	5.9
2002-03	36	110	225	.489	8	33	.242	82	104	.788	310	8.6
2003-04	32	131	246	.533	3	12	.250	77	113	.681	342	10.7
2004-05	34	144	283	.509	2	11	.182	81	111	.730	371	10.9
Totals	**134**	**452**	**899**	**.503**	**19**	**78**	**.244**	**288**	**393**	**.733**	**1211**	**9.0**



41 - Rodrick Rhodes - 1,209 Points

Year	G	FGM	FGA	Pct.	3FG	3FGA	Pct.	FTM	FTA	Pct.	TP	Avg.
1992-93	33	101	224	45.1	27	70	38.6	70	101	69.3	299	9.1
1993-94	33	142	326	43.6	32	117	27.4	167	215	77.7	483	14.6
1994-95	33	130	333	39.0	39	110	35.5	128	164	78.0	427	12.9
Totals	**99**	**373**	**883**	**42.2**	**98**	**297**	**32.9**	**365**	**480**	**76.0**	**1209**	**12.2**



42 - Wayne Turner - 1,170 Points

Year	G	FGM	FGA	Pct.	3FG	3FGA	Pct.	FTM	FTA	Pct.	TP	Avg.
1995-96	35	65	122	53.3	1	4	25.0	25	40	62.5	156	4.5
1996-97	40	112	240	46.7	4	15	26.7	36	68	52.9	264	6.6
1997-98	39	137	285	48.1	21	57	36.8	67	108	62.0	362	9.3
1998-99	37	141	285	49.5	12	43	27.9	94	137	68.6	388	10.5
Totals	**151**	**455**	**932**	**48.8**	**38**	**119**	**31.9**	**222**	**353**	**62.9**	**1170**	**7.7**



43 - Reggie Hanson - 1,167 Points

Year	G	FGM	FGA	Pct.	3FG	3FGA	Pct.	FTM	FTA	Pct.	TP	Avg.
1987-88	16	6	17	35.3	0	0	0.0	9	10	90.0	21	1.3
1988-89	29	114	222	51.4	0	0	0.0	57	76	75.0	285	9.8
1989-90	28	165	332	49.7	35	96	36.5	94	127	74.0	459	16.4
1990-91	28	142	274	51.8	15	47	31.9	103	145	71.0	402	14.4
Totals	**101**	**427**	**845**	**50.5**	**50**	**143**	**34.9**	**263**	**357**	**73.7**	**1167**	**11.6**



44 - Derrick Miller - 1,156 Points

Year	G	FGM	FGA	Pct.	3FG	3FGA	Pct.	FTM	FTA	Pct.	TP	Avg.
1986-87	29	55	141	39.0	35	81	43.2	6	14	42.9	151	5.2
1987-88	16	8	38	21.1	3	24	12.5	2	3	66.7	21	1.3
1988-89	32	170	373	45.6	54	139	38.8	52	71	73.2	446	13.9
1989-90	28	198	502	39.4	99	289	34.3	43	57	75.4	538	19.2
Totals	**105**	**431**	**1054**	**40.9**	**191**	**533**	**35.8**	**103**	**145**	**71.0**	**1156**	**11.0**

45 - Vernon Hatton - 1,153 Points

Year	G	FGM	FGA	Pct.	FTM	FTA	Pct.	TP	Avg.
1955-56	26	123	249	49.4	100	150	66.7	346	13.3
1956-57	21	112	255	43.9	87	119	73.1	311	14.8
1957-58	29	192	458	41.9	112	144	77.8	496	17.1
Totals	**76**	**427**	**962**	**44.4**	**299**	**413**	**72.4**	**1153**	**15.2**

46 - Wallace Jones - 1,151 Points

Year	G	FGM	FGA	Pct.	FTM	FTA	Pct.	TP	Avg.
1945-46	30	105			80	126	63.5	290	9.7
1946-47	29	87	302	28.8	43	78	55.1	217	7.5
1947-48	36	133	427	31.3	69	103	67.0	335	9.3
1948-49	32	130	440	29.5	49	75	65.3	309	9.7
Totals	**127**	**455**			**241**	**382**	**63.1**	**1151**	**9.1**



47 - Randolph Morris - 1,123 Points

Year	G	FGM	FGA	Pct.	OReb	DReb	Reb.	Avg.	Blk	TP	Avg.
2004-05	34	105	199	.528	52	90	142	4.2	31	298	8.8
2005-06	21	110	181	.608	37	88	125	6.0	24	279	13.3
2006-07	34	202	341	.592	67	197	264	7.8	70	546	16.1
Totals	**89**	**417**	**721**	**.578**	**156**	**375**	**531**	**6.0**	**125**	**1123**	**12.6**



48 - Jeff Sheppard - 1,091 Points

Year	G	FGM	FGA	Pct.	3FG	3FGA	Pct.	FTM	FTA	Pct.	TP	Avg.
1993-94	29	40	72	55.6	7	19	36.8	20	31	64.5	107	3.7
1994-95	33	99	225	44.0	28	78	35.9	49	65	75.4	275	8.3
1995-96	34	65	125	52.0	22	44	50.0	36	58	62.1	188	5.5
1997-98	38	186	419	44.4	71	189	37.6	78	111	70.3	521	13.7
Totals	**134**	**390**	**841**	**46.4**	**128**	**330**	**38.8**	**183**	**265**	**69.1**	**1091**	**8.1**



49 - Billy Ray Lickert - 1,076 Points

Year	G	FGM	FGA	Pct.	FTM	FTA	Pct.	TP	Avg.
1958-59	25	126	291	43.2	86	117	73.5	338	12.5
1959-60	20	110	274	40.1	68	95	71.6	288	14.4
1960-61	28	166	395	42.0	118	152	77.6	450	16.0
Totals	**73**	**402**	**960**	**41.9**	**272**	**364**	**74.7**	**1076**	**14.7**

50 - Rex Chapman - 1,073 Points

Year	G	FGM	FGA	Pct.	3FG	3FGA	Pct.	FTM	FTA	Pct.	TP	Avg.
1986-87	29	173	390	44.4	68	176	38.6	50	68	73.5	464	16.0
1987-88	32	231	461	50.1	66	159	41.5	81	102	79.4	609	19.0
Totals	**61**	**404**	**851**	**47.5**	**134**	**335**	**40.0**	**131**	**170**	**77.1**	**1073**	**17.6**

51 - Dirk Minniefield - 1,069 Points

Year	G	FGM	FGA	Pct.	FTM	FTA	Pct.	TP	Avg.
1979-80	34	68	142	47.9	35	49	71.4	171	5.0
1980-81	28	118	213	55.4	55	63	87.3	291	10.4
1981-82	30	128	251	51.0	84	111	75.7	340	11.3
1982-83	31	108	199	54.3	51	68	75.0	267	8.6
Totals	**123**	**422**	**805**	**52.4**	**225**	**291**	**77.3**	**1069**	**8.7**



52 - Terrence Jones - 1,064 Points

Year	G	FGM	FGA	Pct.	3FG	3FGA	Pct.	FTM	FTA	Pct.	TP	Avg.
2010-11	38	206	466	44.2	26	79	32.9	157	243	64.6	595	15.7
2011-12	38	177	354	50.0	16	49	32.7	99	158	62.7	469	12.3
Totals	**76**	**383**	**820**	**46.7**	**42**	**128**	**32.8**	**256**	**401**	**63.8**	**1064**	**14.0**



53 - Jamaal Magloire - 1,064 Points

Year	G	FGM	FGA	Pct.	FTM	FTA	Pct.	TP	Avg.
1996-97	40	75	153	49.0	45	82	54.9	195	4.9
1997-98	38	77	158	48.7	43	64	67.2	197	5.2
1998-99	34	94	177	53.1	49	85	57.6	237	7.0
1999-00	33	148	296	50.0	139	203	68.5	435	13.2
Totals	**145**	**394**	**784**	**50.3**	**276**	**434**	**63.6**	**1064**	**7.3**



54 - Erik Daniels - 1,053 Points

Year	G	FGM	FGA	Pct.	FTM	FTA	Pct.	TP	Avg.
2000-01	33	64	133	56.6	38	63	60.3	171	5.2
2001-02	30	46	110	41.8	17	31	54.8	112	3.7
2002-03	32	136	240	56.7	29	46	63.0	305	9.5
2003-04	32	201	346	58.1	56	89	.629	465	14.5
Totals	**127**	**447**	**809**	**55.3**	**140**	**229**	**61.1**	**1053**	**8.3**

55 - Jim Line - 1,041 Points

Year	G	FGM	FGA	Pct.	FTM	FTA	Pct.	TP	Avg.
1946-47	35	86	209	41.1	27	40	67.5	199	5.7
1947-48	38	107	296	36.1	51	62	82.2	265	7.0
1948-49	32	70	195	35.8	43	51	84.3	183	5.7
1949-50	30	155	369	42.0	84	122	69.6	394	13.1
Totals	**135**	**418**	**1069**	**39.1**	**205**	**275**	**74.5**	**1041**	**7.7**

56 - Bob Burrow - 1,023 Points

Year	G	FGM	FGA	Pct.	FTM	FTA	Pct.	TP	Avg.
1954-55	26	198	473	41.9	99	159	62.3	495	19.0
1955-56	25	207	463	44.7	114	171	66.7	528	21.1
Totals	**51**	**405**	**936**	**43.3**	**213**	**330**	**64.5**	**1023**	**20.1**



57 - Doron Lamb - 1,018 Points

Year	G	FGM	FGA	Pct.	3FG	3FGA	Pct.	FTM	FTA	Pct.	TP	Avg.
2010-11	38	161	324	49.7	68	140	48.6	79	100	79.0	469	12.3
2011-12	40	175	369	47.4	76	163	46.6	123	149	82.6	549	13.7
Totals	**78**	**336**	**693**	**48.5**	**144**	**303**	**47.5**	**202**	**249**	**81.1**	**1018**	**13.1**



58 - Ron Mercer - 1,013 Points

Year	G	FGM	FGA	Pct.	3FG	3FGA	Pct.	FTM	FTA	Pct.	TP	Avg.
1995-96	36	107	234	45.7	23	68	33.8	51	65	78.5	288	8.0
1996-97	40	297	603	49.3	49	141	34.8	82	105	78.1	725	18.1
Totals	**76**	**404**	**837**	**48.3**	**72**	**209**	**34.4**	**133**	**170**	**78.2**	**1013**	**13.3**

59 - Jimmy Dan Conner - 1,009 Points

Year	G	FGM	FGA	Pct.	FTM	FTA	Pct.	TP	Avg.
1972-73	28	136	286	47.6	41	66	62.1	313	11.2
1973-74	26	128	246	52.0	56	83	67.5	312	12.0
1974-75	31	171	338	50.6	42	69	60.9	384	12.4
Totals	**85**	**435**	**870**	**50.0**	**139**	**218**	**63.8**	**1009**	**11.9**



60 - Bobby Watson - 1,001 Points

Year	G	FGM	FGA	Pct.	FTM	FTA	Pct.	TP	Avg.
1949-50	30	84	269	31.2	59	90	65.5	227	7.6
1950-51	34	151	460	32.8	51	68	75.0	353	10.4
1951-52	32	184	517	35.6	53	80	66.2	421	13.1
Totals	**96**	**419**	**1246**	**33.6**	**163**	**238**	**68.5**	**1001**	**10.4**

YEAR-BY-YEAR RESULTS

Final Year	W	L	T	Pct.	Rank	H	A	N	W	L	Pct.	SEC Finish	SEC TOURNAMENT W	L	Finish	NCAA/NIT TOURNAMENT W	L	Finish	Coach
1903	1	2		.333		1-2													
1904	1	4		.250		1-1	0-3												Andrus
1905	1	4		.250		1-3	0-1												
1906	5	9		.357		2-3	3-6												Wendt
1907	3	6		.333		3-2													Kirby
1908	5	6		.455		4-1	1-5												Chambers
1909	5	4		.556		4-1	1-3												Chambers
1910	4	8		.333		3-2	1-6												Spahr/Sweetland
1911	5	6		.455		3-2	2-4												Iddings
1912	9	0		1.000		7-0	2-0		Southern Champions										Sweetland
1913	5	3		.625		5-3													Tigert
1914	12	2		.857		9-0	3-2												Brumage
1915	7	5		.583		6-1	1-4												Brumage
1916	8	6		.571		4-6	4-0												Park
1917	4	6		.400		3-2	1-4												Tuttle
1918	9	2	1	.792		5-0	4-1-1	0-1											Boles
1919	6	8		.429		3-4	3-4												Gill
1920	5	7		.417		3-2	2-5												Buchheit
1921	13	1		.929		7-0	2-1	4-0					4	0	&-SIAA Champions				Buchheit
1922	10	6		.625		5-1	4-4	1-1	3	1	.750	5th	1	1	&-Quarterfinals				Buchheit
1923	3	10		.231		2-7	1-3		0	5	.000	18th							Buchheit
1924	13	3		.813		10-1	3-2	0-1	6	2	.750	5th	0	1	&-1st Round				Buchheit
1925	13	8		.619		8-2	4-5	1-1	6	2	.750	3rd	1	1	%-Quarterfinals				Applegran
1926	15	3		.833		9-1	4-1	2-1	8	0	1.000	1st	2	1	%-Semifinals				Eklund
1927	3	13		.188		2-7	1-6		1	6	.143	18th							Hayden
1928	12	6		.667		6-2	4-3	2-1	8	1	.889	5th	2	1	%-Semifinals				Mauer
1929	12	5		.706		7-2	3-2	2-1	7	4	.636	6th	1	1	%-Quarterfinals				Mauer
1930	16	3		.842		12-1	2-1	2-1	9	1	.900	t2nd	2	1	%-Semifinals				Mauer
1931	15	3		.833		9-0	3-2	3-1	8	2	.800	4th	3	1	%-Runner-Up				Rupp
1932	15	2		.882		10-1	4-0	1-1	9	1	.900	t1st	1	1	%-Quarterfinals				Rupp
1933	21	3		.875		10-1	5-2	6-0	8	0	1.000	1st	4	0	SECChampions				Rupp
1934	16	1		.941		10-0	5-0	1-1	11	0	1.000	1st	0	1	Quarterfinals				Rupp
1935	19	2		.905		13-0	5-2	1-0	11	0	1.000	1st							Rupp
1936	15	6		.714		11-1	3-4	1-1	6	2	.750	1st	1	1	Semifinals				Rupp
1937	17	5		.773		9-1	3-3	5-1	5	3	.625	1st	3	0	Champions				Rupp
1938	13	5		.722		9-0	2-4	2-1	6	0	1.000	2nd	0	1	Quarterfinals				Rupp
1939	16	4		.800		8-1	5-1	3-2	5	2	.714	1st	3	0	Champions				Rupp
1940	15	6		.714		8-1	2-4	5-1	4	4	.500	7th	3	0	Champions				Rupp
1941	17	8		.680		9-1	5-4	3-3	8	1	.889	1st	3	1	Runner-Up				Rupp
1942	19	6		.760		10-0	4-4	5-2	6	2	.750	3rd	4	0	Champions	1	1	Final Four-3rd	Rupp
1943	17	6		.739		8-1	5-2	4-3	8	1	.889	1st	3	1	Runner-Up	2	1		Rupp
1944	19	2		.905		8-0	3-1	8-1	0	0	.000	--	3	0	Champions	2	1	3rd (NIT)	Rupp
1945	22	4		.846		9-0	6-2	7-2	4	1	.800	1st	4	0	Champions	1	1	Elite Eight	Rupp
1946	28	2		.933		12-0	7-1	9-1	6	0	1.000	1st	4	0	Champions	3	0	Champions (NIT)	Rupp
1947	34	3		.919		16-0	8-1	10-2	11	0	1.000	1st	4	0	Champions	2	1	Runner-Up (NIT)	Rupp
1948	36	3		.923		11-0	13-2	12-1	9	0	1.000	1st	4	0	Champions	3	0	Final Four-Champions	Rupp
Kentucky also won the 1948 World Championships, claiming the gold medal at the '48 Olympic Games in London.																			
1949	32	2		.941	1st/--	10-0	8-0	14-2	13	0	1.000	1st	4	0	Champions	3	0	Final Four-Champions	Rupp
1950	25	5		.833	3rd/--	10-0	6-4	9-1	11	2	.846	1st	3	0	Champions	0	1	1st Round (NIT)	Rupp
1951	32	2		.941	1st/1st	14-0	8-1	10-1	14	0	1.000	1st	4	0	Champions	4	0	Final Four-Champions	Rupp
1952	29	3		.906	1st/1st	12-0	8-1	9-2	14	0	1.000	1st	4	0	Champions	1	1	Elite Eight	Rupp
1953									*Under suspension by NCAA...No official games played*										
1954	25	0		1.000	1st/2nd	16-0	5-0	4-0	14	0	1.000	t1st				Declined NCAA berth			Rupp
1955	23	3		.885	2nd/2nd	13-1	8-1	2-1	12	2	.857	1st				1	1	Sweet 16	Rupp
1956	20	6		.769	9th/NR	11-2	6-2	3-2	12	2	.857	2nd				1	1	Elite Eight	Rupp
1957	23	5		.821	3rd/3rd	14-2	6-3	3-0	12	2	.857	1st				1	1	Elite Eight	Rupp
1958	23	6		.793	9th/14th	14-1	5-4	4-1	12	2	.857	1st				4	0	Final Four-Champions	Rupp
1959	24	3		.889	2nd/2nd	13-0	7-2	4-1	12	2	.857	t2nd				1	1	Sweet 16	Rupp
1960	18	7		.720	NR/NR	11-3	4-4	3-0	10	4	.714	3rd							Rupp
1961	19	9		.679	NR/18th	12-2	2-5	5-2	10	4	.714	t2nd				1	1	Elite Eight	Rupp

Final Year	W	L	T	Pct.	Rank	H	A	N	W	L	Pct.	SEC Finish	SEC TOURNAMENT W	L	Finish	NCAA/NIT TOURNAMENT W	L	Finish	Coach
1962	23	3		.885	3rd/3rd	14-2	6-0	3-1	13	1	.929	t1st				1	1	Elite Eight	Rupp
1963	16	9		.640	NR/NR	10-5	4-4	2-0	8	6	.571	5th							Rupp
1964	21	6		.778	4th/3rd	13-1	4-3	4-2	11	3	.786	1st				0	2	Sweet 16	Rupp
1965	15	10		.600	NR/NR	11-3	4-5	0-2	10	6	.625	5th							Rupp
1966	27	2		.931	1st/1st	13-0	10-1	4-1	15	1	.938	1st				3	1	Final Four-Runner-Up	Rupp
1967	13	13		.500	NR/NR	8-7	4-6	1-0	8	10	.444	t5th							Rupp
1968	22	5		.815	4th/4th	14-1	7-3	1-1	15	3	.833	1st				1	1	Elite Eight	Rupp
1969	23	5		.821	7th/7th	12-1	9-2	2-2	16	2	.889	1st				1	1	Sweet 16	Rupp
1970	26	2		.929	1st/1st	15-0	8-1	3-1	17	1	.944	1st				1	1	Elite Eight	Rupp
1971	22	6		.786	10th/--	12-1	10-2	0-3	16	2	.889	1st				0	2	Sweet 16	Rupp
1972	21	7		.750	18th/14th	12-1	7-4	2-2	14	4	.778	t1st				1	1	Elite Eight	Rupp
1973	20	8		.714	17th/15th	11-2	7-4	2-2	14	4	.889	1st				1	1	Elite Eight	Hall
1974	13	13		.500	NR/NR	9-3	4-7	0-3	9	9	.500	t4th							Hall
1975	26	5		.839	2nd/4th	12-0	7-4	7-1	15	3	.833	t1st				4	1	Final Four-Runner-Up	Hall
1976	20	10		.667	NR/NR	11-1	4-7	5-2	11	7	.611	t4th				4	0	Champion (NIT)	Hall
1977	26	4		.867	6th/5th	12-2	10-1	4-1	16	2	.889	t1st				2	1	Elite Eight	Hall
1978	30	2		.938	1st/1st	16-0	8-2	6-0	16	2	.889	1st				5	0	Final Four-Champion	Hall
1979	19	12		.613	NR/NR	11-3	4-7	4-2	10	8	.556	6th	3	1	Runner-Up	0	1	1st Round (NIT)	Hall
1980	29	6		.829	4th/3rd	12-3	9-1	8-2	15	3	.833	1st	2	1	Semifinals	1	1	Sweet 16	Hall
1981	22	6		.786	8th/8th	15-0	7-3	0-3	15	3	.833	2nd	0	1	Quarterfinals	0	1	2nd Round	Hall
1982	22	8		.733	8th/9th	15-1	6-5	1-2	13	5	.722	t1st	2	1	Semifinals	0	1	1st Round	Hall
1983	23	8		.742	12th/12th	14-1	6-5	3-2	13	5	.722	1st	0	1	Quarterfinals	2	1	Elite Eight	Hall
1984	29	5		.853	3rd/3rd	16-0	8-4	5-1	14	4	.778	1st	3	0	Champions	3	1	Final Four	Hall
1985	18	13		.581	NR/NR	11-3	4-8	3-2	11	7	.611	t3rd	0	1	Quarterfinals	2	1	Sweet 16	Hall
1986	32	4		.889	3rd/3rd	18-0	10-3	4-1	17	1	.944	1st	3	0	Champions	3	1	Elite Eight	Sutton
1987	18	11		.621	NR/NR	13-2	5-6	0-3	10	8	.556	t3rd	0	1	Quarterfinals	0	1	1st Round	Sutton
1988	25	5		.833	6th/6th	14-2	6-3	5-0	13	5	.722	1st*	3	0	Champions*				Sutton
1989	13	19		.406	NR/NR	8-5	2-10	3-4	8	10	.444	t6th	0	1	Quarterfinals				Sutton
1990	14	14		.500	NR/NR	13-2	1-10	0-2	10	8	.556	t4th@							Pitino
1991	22	6		.786	9th/--	13-0	7-6	2-0	14	4	.778	2nd SEC/1st East							Pitino
1992	29	7		.806	6th/6th	15-2	5-4	9-1	12	4	.750	2nd SEC/1st East	3	0	Champions	3	1	Elite Eight	Pitino
1993	30	4		.882	6th/3rd	16-0	7-3	7-1	13	3	.813	2nd SEC/2nd East	3	0	Champions	4	1	Final Four	Pitino
1994	27	7		.794	7th/8th	13-1	5-4	9-2	12	4	.750	2nd SEC/1st East	3	0	Champions	1	1	2nd Round	Pitino
1995	28	5		.848	2nd/5th	12-1	7-2	9-2	14	2	.875	1st SEC/1st East	3	0	Champions	3	1	Elite Eight	Pitino
1996	34	2		.944	1st/2nd	13-0	8-0	13-2	16	0	1.000	1st SEC/1st East	2	1	Runner-Up	6	0	Champions	Pitino
1997	35	5		.825	2nd/5th	12-1	7-3	16-1	13	3	.813	2nd SEC/2nd East	3	0	Champions	5	1	Final Four-Runner-Up	Pitino
1998	35	4		.897	5th/1st	9-3	11-0	15-1	14	2	.875	1st SEC/1st East	3	0	Champions	6	0	Champions	Smith
1999	28	9		.757	8th/t5th	12-1	4-5	12-3	11	5	.688	3rd SEC/2nd East	3	0	Champions	3	1	Elite Eight	Smith
2000	23	10		.757	19th/20th	14-0	5-5	4-5	12	4	.750	t1st SEC/t1st East	0	1	Quarterfinals	1	1	2nd Round	Smith
2001	24	10		.706	9th/8th	11-1	7-5	6-4	12	4	.750	t1st SEC/t1st East	3	0	Champions	2	1	Sweet 16	Smith
2002	22	10		.688	16th/13th	12-3	5-4	5-3	10	6	.625	t2nd SEC/t1st East	0	1	Quarterfinals	2	1	Sweet 16	Smith
2003	32	4		.889	1st/4th	12-1	10-1	10-2	16	0	1.000	1st SEC/1st East	3	0	Champions	3	1	Elite Eight	Smith
2004	27	5		.844	2nd/8th	11-2	7-2	9-1	13	3	.813	2nd SEC/1st East	3	0	Champions	1	1	2nd Round	Smith
2005	28	6		.824	7th/5th	14-1	7-3	7-2	14	2	.875	1st SEC/1st East	2	1	Runner-Up	3	1	Elite Eight	Smith
2006	22	13		.629	NR/RV	10-5	6-4	6-4	9	7	.563	6th SEC/3rd East	2	1	Semifinals	1	1	2nd Round	Smith
2007	22	12		.647	RV/RV	14-2	4-6	4-4	9	7	.563	4th SEC/4th East	1	1	Quarterfinals	1	1	2nd Round	Smith
2008	18	13		.581	NR/NR	14-4	4-6	0-3	12	4	.750	3rd SEC/2nd East	0	1	Quarterfinals	0	1	First Round	Gillispie
2009	22	14		.611	NR/NR	13-6	5-7	4-1	8	8	.500	7th SEC/4th East	1	1	Quarterfinals	2	1	Quarterfinals (NIT)	Gillispie
2010	35	3		.921	2/5	18-0	7-2	10-1	14	2	.875	1st SEC/1st East	3	0	Champions	3	1	Elite Eight	Calipari
2011	29	9		.763	11/3	15-0	4-7	10-2	10	6	.625	3rd SEC/2nd East	3	0	Champions	4	1	Final Four	Calipari
2012	38	2		.950	1/1	18-0	8-1	12-1	16	0	1.000	1st SEC/1st East	2	1	Runner-Up	6	0	Champions	Calipari

&- Southern Intercollegiate Athletic Association; %-Southern Conference; *-*Vacated due to NCAA sanctions; From 1933-50 the SEC Champion was determined by a tournament, except for 1935.*
Rankings - AP/UPI (Coaches Poll); @-Not eligible for title due to NCAA sanctions

ALL-TIME RESULTS

1903 (1-2)

Coach: Unnamed
Starters: (J. White Guyn & R.H. Arnett, G; Joe Coons, C; H.J. Wurtele & Lee Andrews, F)

F.6	GEORGETOWN	6-15	L
F.18	LEXINGTON YMCA	11-10	W
F.20	TRANSYLVANIA	2-42	L
		19-67	

1904 (1-4)

Coach: Leander E. Andrus, Mgr.
Captain: St. John (Guyn, Arnett, St. John, Wurtele, Coons)

F.4	at Georgetown	11-26	L
F.12	at Transylvania#	5-12	L
F.13	GEORGETOWN	10-22	L
F.26	at Transylvania	12-14	L
M.4	CINCINNATI	25-21	W
		63-95	

#Transylvania (formerly known as Kentucky University) game at UK was called off because of failure to agree on a referee. State College (University of Kentucky) team was present and agreed to play. The offer was accepted and KU won 12-5.

1905 (1-4)

Coach:
Captain: J.M.Coons

J.13	GEORGETOWN	9-14	L
J.21	CINCINNATI YMCA	22-43	L
J.27	TRANSYLVANIA	30-29	W
F.4	at Transylvania	1-22	L
F.22	TRANSYLVANIA	23-33	L
		85-141	

1906 (5-9)

Coach: W.B. Wendt (Mgr.)
Captain: D.P. Branson (Baer, Donan, Barbee, Wilson, Herman)

J.11	LEXINGTON YMCA#		W
J.12	MIAMI, OHIO	10-15	L
J.19	CENTRAL U.	15-14	W
J.20	at Georgetown	9-34	L
J.26	at Central U.	17-15	W
J.27	CINCINNATI YMCA	16-23	L
F.3	Christ Church, Cin.	24-38	L
F.9	GEORGETOWN	22-28	L
F.12	at New Albany YMCA	12-29	L
F.13	at Vernon College	34-14	W
F.14	at Moores Hill	32-11	W
F.15	at Christ Church, Cin.	17-54	L
F.16	at Cincinnati	6-48	L
F.17	at Miami, Ohio	19-29	L
		236-348	

W.B. Wendt on J.9, 1969 verified that State College (UK) opened the 1906 season against Kentucky U. (Transylvania) in the YMCA. Athletic committees of the two schools had cancelled all games after a fight at a football game in November 1905. Wendt and the Kentucky U. manager agreed to play at the YMCA and list the State College foe as YMCA instead of Kentucky U. State College won but Mr. Wendt didn't remember the score, which he hadn't listed.

1907 (3-6)

Coach: A.M. Kirby (Mgr.)
Captain: J.M. Wilson (Shanklin, Baer, Bryant, Barbee)

J.16	LEXINGTON YMCA	17-25	L
J.19	GEORGETOWN	16-15	W
J.25	CENTRAL U.	22-9	W
F.12	at Central U.	OT 23-25	L
F.15	TRANSYLVANIA	16-14	W
F.21	at Georgetown	8-19	L
M.1	at Lexington YMCA	22-41	L
M.7	at Transylvania	5-19	L
M.9	CENTRAL U.	13-15	L
		142-182	

1908 (5-6)

Coach: J.S. Chambers (Mgr.)
Captain: Richard Barbee

J.10	at Lexington YMCA	19-29	L
J.21	TRANSYLVANIA	20-15	W
J.25	at Central U.	21-32	L
F.4	at Transylvania	20-15	W
F.8	LOUISVILLE COLISEUM	29-28	W
F.10	at Georgetown	22-30	L
F.13	CENTRAL U.	31-20	W
F.15	LEXINGTON YMCA	19-23	L
F.22	at Louisville Coliseum	18-30	L
M.3	GEORGETOWN	18-13	W
M.7	at Central U.	10-29	L
		227-264	

1909 (5-4)

Mgr: J.S. Chambers
Captain: W.C. Fox

J.9	LEXINGTON HIGH	28-9	W
J.18	at Advent Memorial Club	27-41	L
J.19	at Cincinnati	25-41	L
J.27	CENTRAL U.	24-23	W
F.6	at Central U.	20-35	L
F.8	GEORGETOWN	43-32	W
F.15	at Georgetown	48-19	W
F.18	CINCINNATI	28-23	W
F.26	CENTRAL U.	20-26	L
		263-249	

1910 (4-8)

Coach: R.E. Spahr and E.R. Sweetland
Captain: Bill Rodes

J.8	at Kentucky Wesleyan	OT 14-12	W
J.22	GEORGETOWN	31-11	W
J.24	DePAUW	11-24	L
J.28	at Central	17-87	L
F.4	at Georgetown	16-34	L
F.7	at Cincinnati	17-47	L
F.9	at DePauw	16-28	L
F.10	at Rose Poly Technic	11-52	L
F.16	TENNESSEE	26-5	W
M.5	CENTRAL U.	13-31	L
M.8	GEORGETOWN	24-23	W
M.11	at Central	9-51	L
		205-405	

1911 (5-6)

Coach: H.J. Iddings
Captain: J.H. Gaiser

J.13	LEXINGTON HIGH	H	29-36	L
J.20	TRANSYLVANIA	H	18-23	L
J.27	at Kentucky Wesleyan	A	19-25	L
F.4	BETHANY	H	24-11	W
F.9	at Ohio Wesleyan	A	19-37	L
F.10	at Otterbein	A	27-41	L
F.11	at Christ Church, Cin.	A	21-32	L
F.17	at Georgetown	A	47-22	W
F.23	BUTLER	H	21-16	W
F.27	at Transylvania	A	22-19	W
M.3	TRANSYLVANIA	H	30-24	W
			277-286	

1912 (9-0)

Southern Champions
Coach: E.R. Sweetland
Captain: W.C. Harrison

J.5	GEORGETOWN	38-9	W
J.12	at Central U.	32-13	W
J.19	MIAMI, OHIO	31-14	W
J.27	LEXINGTON YMCA	32-20	W
F.1	CENTRAL U.	52-10	W
F.7	TENNESSEE	27-15	W
F.22	VANDERBILT	28-17	W
F.23	VANDERBILT	22-18	W
M.1	at Georgetown	19-18	W
		281-134	

—Leading Scorers—

Binkley Barnett (Jr. F)	7.1
D.W. Hart (Jr. F)	5.4
W.C. Harrison (Sr. C)	4.0
Jake Gaiser (Sr. G)	3.9
R.C. Preston (So. G)	2.7
H.L. Farmer (Jr. F)	2.2

1913 (5-3)

Coach: J.J. Tigert
Captain: B. Barnett

J.24	LEXINGTON YMCA	25-27	L
F.8	CINCINNATI	20-18	W
F.13	MARIETTA	42-16	W
F.15	LOUISVILLE	34-10	W
F.19	VANDERBILT	17-24	L
F.20	VANDERBILT	42-29	W
F.27	MIAMI, OHIO	24-16	W
M.1	CHRIST CHURCH, CIN.	19-30	L
		223-170	

—Leading Scorers—

R.C. Preston (Jr. C)	9.1
Binkley Barnett (Sr. F)	8.4
Ralph Morgan (So. F)	4.0
H.L. Farmer (Sr. F)	3.9
William Tuttle (So. F)	1.0

1914 (12-2)

Coach: Alpha Brumage
Captain: William Tuttle

J.10	ASHLAND YMCA	28-15	W
J.17	LOUISVILLE YMCA	30-21	W
J.20	at Ashland YMCA	30-19	W
J.21	at Marshall	46-6	W
J.22	at Virginia	23-39	L
J.24	at VMI	18-32	L
J.31	LOUISVILLE YMHA	59-12	W
F.7	LOUISVILLE	22-17	W
F.11	TENNESSEE	21-14	W
F.12	TENNESSEE	20-18	W
F.21	CINCINNATI	20-18	W
F.23	CHATTANOOGA	40-7	W
F.28	MARIETTA	19-17	W
M.3	at Louisville	26-13	W
		402-248	

—Leading Scorers—

R.C. Preston (Sr. F)	6.1
#Tom Zerfoss (Sr. F)	6.0
Karl Zerfoss (So. G)	4.7
William Tuttle (Jr. F)	3.9
Herschel Scott (Jr. G)	3.2

#Only played in first six games.

1915 (7-5)

Coach: Alpha Brumage
Captain: Ralph Morgan

J.16	MARYVILLE	37-17	W
J.23	LOUISVILLE	18-14	W
J.30	ST. ANDREWS	32-15	W
F.4	at Maryville	23-22	W
F.5	at Tennessee	21-36	L
F.6	at Tennessee	22-27	L
F.12	VANDERBILT	34-39	L
F.13	VANDERBILT	36-24	W
F.17	TENNESSEE	22-13	W
F.18	TENNESSEE	20-18	W
F.26	at St. Andrews	25-50	L
F.27	at Louisville	15-26	L
		305-301	

—Leading Scorers—

Ralph Morgan (Sr. F)	8.3
Jim Server (Jr. C)	5.3
William Tuttle (Sr. F)	3.8
Karl Zerfoss (Jr. F)	3.7
Herschel Scott (Sr. G)	2.9

1916 (8-6)

Coach: James Park
Captain: K.P. Zerfoss

J.14	at Cincinnati	39-24	W
J.18	at Georgetown	29-22	W
J.31	GEORGETOWN	30-22	W
F.4	VANDERBILT	25-39	L
F.5	VANDERBILT	20-23	L
F.12	LOUISVILLE	22-28	L
F.15	at Centre	38-5	W
F.19	CINCINNATI	34-10	W
F.22	at Louisville	32-24	W
F.23	TENNESSEE	17-28	L
F.26	MARYVILLE	36-25	W
F.29	CENTRE	38-14	W
M.3	MARIETTA	22-27	L
M.4	MARIETTA	23-27	L
		405-318	

—Leading Scorers—

Derrill Hart (Sr. F)	13.3
Jim Server (Sr. C)	5.7
Robert Ireland (Jr. F)	5.6
Karl Zerfoss (Sr. F)	3.3
George Gumbert (Sr. G)	2.4

1917 (4-6)

Coach: W.P. Tuttle Captain: Robert Y. Ireland

J.17	CENTRE	31-21	W
J.27	at Georgetown	19-22	L
J.30	ROSE POLY TECH	33-12	W
F.9	TENNESSEE	20-23	L
F.10	TENNESSEE	19-22	L
F.16	at Centre	24-28	L
F.21	GEORGETOWN	32-18	W
M.1	at Cumberland	48-20	W
M.2	at Tennessee	26-27	L
M.3	at Tennessee	10-30	L
		262-223	

—Leading Scorers—

C.C. Shrader (Sr. F)	7.1
Robert Ireland (Sr. F)	5.4
"Dutch" Longworth (Sr. C-F)	4.4
Pat Campbell (Jr. F)	4.2
William Rodes (Sr. G)	1.3

1918 (9-2-1)

Coach: S.A. Boles
Captain: Patrick Campbell

J.9	KENTUCKY WESLEYAN	23-13	W
J.17	at Centre	21-29	L
J.24	GEORGETOWN	22-18	W
F.7	TENNESSEE	33-26	W
F.8	TENNESSEE	40-12	W
F.9	at Kentucky Wesleyan#	21-21	T
F.14	at Georgetown	25-16	W
F.21	CENTRE	3OT 22-20	W
F.28	Cumberland	42-21	W
M.1	at Tennessee	29-18	W
M.2	at Tennessee	32-20	W
	State Championship (Louisville, Ky.)		
M.9	Centre	12-24	L
		322-238	

Unique tie game resulted from scorer's error which wasn't discovered until after the teams' departures. Contest was rescheduled, but never played for unknown reasons.

—Leading Scorers—

H.C. Thomas (Jr. C-F)	10.8
Arthur Bastin (Jr. G)	4.0
A.P. Shanklin (Sr. F)	3.5
Pat Campbell (Sr. F)	3.2
Goerge Zerfoss (Jr. F)	2.8

1919 (6-8)

Coach: Andrew Gill
Captain: J.A. Dishman

J.13	KENTUCKY WESLEYAN46-5	W	
J.18	GEORGETOWN	30-32	L
J.25	at Centre	30-38	L
J.31	at Cincinnati	18-28	L
F.6	at Chattanooga	28-25	W
F.7	at Tennessee	22-40	L
F.8	at Cumberland	22-21	W
F.14	VANDERBILT	26-36	L
F.15	at Georgetown	18-22	L
F.21	CINCINNATI	34-21	W
F.22	at Kentucky Wesleyan	18-13	W
F.24	CENTRE	10-21	L
F.28	TENNESSEE	30-14	W
M.8	MIAMI, OHIO	14-38	L
		346-354	

—Leading Scorers—

H.C. Thomas (Sr. F)	7.1
J.C. Everett (Jr. F)	6.6
Bob Lavin (Fr. G)	5.0
Tony Dishman (Sr. G)	3.3
Ed Parker (Sr. F)	3.3

1920 (5-7)

Coach: George C. Buchheit
Captain: J.C. Everett

J.17	at Cincinnati	11-13	L
J.22	MARYVILLE	27-13	W
J.31	GEORGETOWN	25-14	W
F.5	TENNESSEE	24-29	L
F.7	TENNESSEE	26-27	L
F.14	at Centre	15-44	L
F.17	at Georgetown	28-16	W
F.21	KENTUCKY WESLEYAN	43-13	W
F.26	Cumberland	21-30	L
F.27	at Tennessee	25-28	L
F.28	at Tennessee	34-26	W
M.6	CENTRE	OT 18-20	L
		297-273	

—Leading Scorers—

Basil Hayden (So. F)	10.8
William Blakely (Sr. G)	7.0
J.C. Everett (Sr. C)	5.5
Bob Lavin (So. F)	4.1
Jim Wilhelm (Jr. F)	3.6

1921 (13-1)

Southern Intercollegiate Champions
Coach: George C. Buchheit
Captain: Basil Hayden

J.12	KENTUCKY WESLEYAN38-13	W	
J.15	CUMBERLAND	37-21	W
J.18	GEORGETOWN	38-23	W
J.21	CHATTANOOGA	42-10	W
J.26	at Cincinnati	26-19	W
J.29	AUBURN	40-25	W
F.8	at Centre	27-29	L
F.15	at Georgetown	56-11	W
F.18	CENTRE	20-13	W
F.22	VANDERBILT	37-18	W
	SIAA Tournament (Atlanta)		
F.25	Tulane	50-28	W
F.26	Mercer	49-25	W
F.28	Mississippi A & M	28-13	W
M.1	Georgia (Finals)	20-19	W
		508-267	

—Leading Scorers—

William King (Fr. F)	11.4
Basil Hayden (Jr. F)	9.6
Paul Adkins (Jr. C)	6.5
Bob Lavin (Jr. G)	2.5
Fred Fest (So. C)	1.3

1922 (10-6)

Coach: George C. Buchheit
Captain: R.E. Lavin

J.14	GEORGETOWN	17-26	L
J.17	at Louisville	38-14	W
J.18	at Vanderbilt	12-22	L
J.21	LOUISVILLE	29-22	W
J.26	MISSISSIPPI STATE	28-21	W
J.27	MARSHALL	34-12	W
F.4	at Centre	28-21	W
F.6	at Georgetown	26-17	W
F.8	at Washington & Lee	21-20	W
F.9	at VMI	32-37	L
F.11	at Georgetown U.	23-28	L
F.13	at Virginia	OT 30-32	L
F.16	CLEMSON	38-14	W
F.20	CENTRE	40-23	W
	SIAA Tournament (Atlanta)		
F.24	Georgetown	41-21	W
F.25	Mercer	22-35	L
		459-365	

—Leading Scorers—

Paul Adkins (Sr. C)	8.8
William King (So. F)	8.3
Bob Lavin (Sr. F)	5.2
Basil Hayden (Sr. F)	5.0
William Poynz (Jr. F)	2.9

1923 (3-10)

Coach: George C. Buchheit
Captain: Fred Fest

J.13	at Georgetown	24-13	W
J.20	at Tennessee	26-30	L
J.22	CHATTANOOGA	25-18	W
J.25	ALABAMA	35-45	L
J.27	CENTRE	14-21	L
F.3	GEORGIA	19-23	L
F.5	at Cincinnati	24-33	L
F.7	CENTENARY	21-28	L
F.10	TENNESSEE	23-28	L
F.14	at Centre	10-17	L
F.15	CLEMSON	13-30	L
F.19	GEORGETOWN	21-45	L
F.23	SEWANEE	30-14	W
		285-349	

—Leading Scorers—

Carl Riefkin (Jr. F)	10.2
Fred Fest (Sr. C)	7.2
William Poynz (Sr. G)	3.3
Gilbert Smith (Sr. G)	1.5
W.G. Wilkinson (Sr. F)	1.2

1924 (13-3)

Coach: G.C. Buchheit
Captain: A.T. Rice

J.1	VANDERBILT	33-13	W
J.8	MEXICO YMCA	25-14	W
J.12	at Georgetown	32-24	W
J.14	MISSISSIPPI STATE	16-17	L
J.15	SEWANEE	50-15	W
J.18	at Tennessee	13-20	L
J.19	at Chattanooga	24-23	W
F.4	WEST VIRGINIA	24-21	W
F.9	at Centre	27-18	W
F.11	GEORGETOWN	39-35	W
F.13	CLEMSON	38-13	W
F.14	VIRGINIA	29-16	W
F.19	VIRGINIA TECH	36-14	W
F.21	CENTRE	38-24	W
F.23	GEORGIA TECH	33-27	W
	SIAA Tournament (Atlanta)		
F.29	North Carolina	20-41	L
		477-335	

—Leading Scorers—

Jim McFarland (So. F)	9.9
Will Milward (Jr. C)	5.3
Lowell Underwood (So. C)	4.9
Carl Riefkin (Sr. F)	4.3
Bill King (Sr. F)	2.9

ALUMNI GYM ERA (1924-50)

1924-25 (13-8)

Coach: C.O. Applegran
Captain: James McFarland

D.13	CINCINNATI	28-23	W
D.18	INDIANA	18-20	L
D.20	MICHIGAN	11-21	L
J.3	at Cincinnati	20-24	L
J.5	at Illinois	26-36	L
J.6	at Wabash	10-57	L
J.9	OLE MISS	26-23	W
J.10	GEORGETOWN	25-17	W
J.17	at Centre	33-26	W
J.30	WASHINGTON & LEE	28-22	W
F.2	WEST VIRGINIA	29-19	W
F.5	at Alabama	15-24	L
F.6	at Georgia Tech	18-16	W
F.7	at Georgia	24-28	L
F.9	at Tennessee	35-22	W
F.12	TULANE	29-22	W
F.14	at Georgetown	36-21	W
F.18	TENNESSEE	26-21	W
F.21	CENTRE	39-10	W
	Southern Conference Tournament (Atlanta)		
F.27	Mississippi State	31-26	W
F.28	Georgia	31-32	L
		538-510	

—Leading Scorers—

Jim McFarland (Jr. F)	7.1
Lowell Underwood (Jr. F)	6.3
Will Milward (Sr. C)	6.2
Foster Helm (So. F)	3.7
Charles Alberts (Jr. G)	2.5

1925-26 (15-3)

Coach: Ray Eklund
Captain: Burgess Carey

D.19	DePAUW	29-38	L
J.5	at Indiana	23-34	L
J.9	BEREA	37-23	W
J.12	at Georgetown	36-21	W
J.16	GEORGIA TECH	25-24	W
J.21	CENTRE	45-25	W
J.30	GEORGETOWN	25-20	W
F.1	ALABAMA	27-16	W
F.4	at Centre	46-19	W
F.5	WASHINGTON & LEE	44-34	W
F.8	AUBURN	35-26	W
F.12	at Tennessee	51-17	W
F.15	at Georgia	22-18	W
F.18	TENNESSEE	27-21	W
F.20	VANDERBILT	30-20	W
	Southern Conference Tournament (Atlanta)		
F.26	VMI	32-25	W
F.27	Georgia	39-34	W
M.1	Mississippi State	26-31	L
		599-446	

—Leading Scorers—

Gayle Mohney (Jr. G)	11.1
Paul Jenkins (So. F)	7.3
Jim McFarland (Sr. F)	5.6
Lowell Underwood (Sr. C)	3.7
Henry Besuden (Sr. C)	2.1

1926-27 (3-13)

Coach: Basil Hayden
Captain: Paul Jenkins

D.18	CINCINNATI	10-48	L
D.21	INDIANA	19-38	L
D.27	at Cincinnati	22-51	L
D.31	PRINCETON	26-30	L
J.3	FLORIDA	44-36	W
J.10	at Kentucky Wesleyan	24-31	L
J.15	VANDERBILT	32-48	L
J.21	at Tennessee	14-19	L
J.22	at Georgia Tech	16-48	L
J.29	CENTRE	27-25	W
F.1	at Georgetown	19-26	L
F.4	WASHINGTON & LEE	34-36	L
F.7	WEST VIRGINIA	26-44	L
F.11	OLE MISS	17-37	L
F.12	at Centre	22-16	W
F.19	TENNESSEE	21-30	L
		373-563	

—Leading Scorers—

Paul Jenkins (Jr. F)	6.1
Edwin Knadler (Sr. F)	4.4
Van Buren Ropke (Sr. F-C)	4.2
Frank Phipps (Jr. F)	3.4
Foster Helm (Sr. C)	2.5

1927-28 (12-6)

Coach: John Mauer
Captain: Paul Jenkins

D.16	CLEMSON	33-17	W
D.20	MIAMI, OHIO	31-36	L
J.4	BEREA	37-16	W
J.9	at Centre	36-23	W
J.14	VANDERBILT	43-23	W
J.16	at Virginia	31-28	W
J.18	at Navy	26-32	L
J.19	at Maryland	7-37	L
J.28	TENNESSEE	48-18	W
F.3	WASHINGTON & LEE	34-28	W
F.4	at Indiana	29-48	L
F.8	at Vanderbilt	54-29	W
F.9	at Tennessee	43-16	W
F.11	GEORGIA TECH	31-35	L
F.18	CENTRE	30-20	W
	Southern Conference Tournament (Atlanta)		
F.24	South Carolina	56-40	W
F.25	Georgia	33-16	W
F.27	Ole Miss	28-41	L
		630-503	

—Leading Scorers—

Irvine Jeffries (Sr. G)	11.5
Cecil Combs (So. F)	10.3
Paul McBrayer (So. G-C)	5.5
Hays Owens (So. F)	3.8
Paul Jenkins (Sr. F)	3.3

1928-29 (12-5)

Coach: John Mauer
Captain: Lawrence McGinnis

D.15	EASTERN NORMAL	35-10	W
D.21	MIAMI, OHIO	3OT 43-42	W
J.4	NORTH CAROLINA	15-26	L
J.12	at Notre Dame	19-16	W
J.16	at Georgia Tech	19-33	L
J.17	at Tennessee	35-29	W
J.19	TENNESSEE	27-22	W
J.26	ALABAMA	26-27	L
F.1	at Mississippi State	OT 25-23	W
F.2	1 Mississippi State	32-14	W
F.3	at Tulane	22-34	L
F.8	WASHINGTON & LEE	31-30	W
F.13	CENTRE	47-11	W
F.22	OLE MISS	35-30	W
F.23	OLE MISS	32-24	W
	Southern Conference Tournament (Atlanta)		
M.1	Tulane	29-15	W
M.2	Georgia	24-26	L
		496-411	

1 Municipal Auditorium (Jackson, Miss.)

—Leading Scorers—

Stan Milward (So. C)	6.8
Louis McGinnis (So. F)	5.8
Cecil Combs (Jr. G)	5.8
Carey Spicer (So. F)	5.7
Paul McBrayer (Jr. G)	2.9

1929-30 (16-3)

Coach: John Mauer
Captain: Paul McBrayer

D.14	GEORGETOWN	46-9	W
D.20	MIAMI, OHIO	35-20	W
D.31	BEREA	29-26	W
J.3	CLEMSON	31-15	W
J.10	CREIGHTON	27-28	L
J.11	CREIGHTON	25-21	W
J.18	TENNESSEE	23-20	W
J.24	MISSISSIPPI STATE	38-17	W
J.25	MISSISSIPPI STATE	20-14	W
J.31	at Tennessee	OT 24-29	L
F.1	at Georgia	OT 22-21	W
F.3	at Clemson	34-20	W
F.8	GEORGIA TECH	39-19	W
F.14	GEORGIA	36-23	W
F.18	KENTUCKY WESLEYAN	32-20	W
F.22	WASHINGTON & LEE	OT 28-26	W
	Southern Conference Tournament (Atlanta)		
F.28	Maryland	26-21	W
M.1	Sewanee	44-22	W
M.3	Duke	32-37	L
		591-408	

—Leading Scorers—

Cecil Combs (Sr. F)	6.6
Carey Spicer (Jr. F)	6.5
Stan Milward (Sr. C)	5.9
Louis McGinnis (So. F)	5.4
Paul McBrayer (Sr. G)	4.8

ADOLPH RUPP ERA (1930-71)

1930-31 (15-3)

Coach: Adolph Rupp
Captain: Carey Spicer

D.18	GEORGETOWN	67-19	W
D.27	MARSHALL	42-26	W
D.31	BEREA	41-25	W
J.3	CLEMSON	33-21	W
J.10	TENNESSEE	31-23	W
J.16	CHATTANOOGA	55-18	W
J.21	at Vanderbilt	42-37	W
J.31	at Tennessee	OT 36-32	W
F.6	WASHINGTON & LEE	23-18	W
F.9	GEORGIA TECH	38-34	W
F.13	at Georgia	16-25	L
F.14	at Clemson	26-29	L
F.16	at Georgia Tech	35-16	W
F.20	VANDERBILT	43-23	W
	Southern Conference Tournament (Atlanta)		
F.27	North Carolina State	33-28	W
F.28	Duke	35-30	W
M.2	Florida	56-35	W
M.3	Maryland	27-29	L
		679-469	

—Leading Scorers—

Carey Spicer (Sr. F)	10.6
Louis McGinnis(Sr. F)	9.6
George Yates (Jr. C)	7.0
Aggie Sale (So. C-F)	5.6
Jake Bronston (Jr. G)	3.9

1931-32 (15-2)

Coach: Adolph Rupp
Captain: Ellis Johnson

D.15	GEORGETOWN	66-24	W
D.18	CARNEGIE TECH	36-34	W
D.23	BEREA	52-27	W
D.30	MARSHALL	46-16	W
J.2	CLEMSON	43-24	W
J.14	at Clemson	30-17	W
J.15	at Sewanee	30-20	W
J.16	at Tennessee	29-28	W
J.21	CHATTANOOGA	51-17	W
J.30	WASHINGTON & LEE	48-28	W
F.3	at Vanderbilt	61-37	W
F.6	DUKE	37-30	W
F.8	ALABAMA	50-22	W
F.13	TENNESSEE	41-27	W
F.20	VANDERBILT	31-32	L
	Southern Conference Tournament (Atlanta)		
F.26	Tulane	50-30	W
F.27	North Carolina	42-43	L
		743-456	

—Leading Scorers—

Aggie Sale (Jr. F)	13.6
John DeMoisey (So. C-F)	10.0
Darrell Darby (Jr. F)	8.4

Howard Kreuter (Jr. F) 3.9
Ellis Johnson (Jr. G) 3.6

1932-33 (21-3, 8-0 SEC)

SEC Champions; SEC Tournament Champions
Coach: Adolph Rupp
Captain: Forest Sale

D.9		ALUMNI	52-17	W
D.12		GEORGETOWN	62-21	W
D.17	1	Marshall	57-23	W
D.20		TULANE	53-17	W
D.21		TULANE	42-11	W
D.30		at Chicago	58-26	W
J.2		OHIO STATE	30-46	L
J.6		at Creighton	32-26	W
J.7		at Creighton	22-34	L
J.10		SOUTH CAROLINA	44-36	W
J.14		at Tennessee	42-21	W
J.16		CLEMSON	67-18	W
J.28		TENNESSEE	44-23	W
J.31		at Vanderbilt	40-29	W
F.1		at Clemson	42-32	W
F.2		at South Carolina	38-44	L
F.6		MEXICO	81-22	W
F.11		GEORGIA TECH	45-22	W
F.13	2	Alabama	35-31	W
F.18		VANDERBILT	45-28	W
		SEC Tournament (Atlanta)		
F.24	3	Ole Miss	49-31	W
F.25	3	Florida	48-24	W
F.27	3	LSU	51-38	W
F.28	3	Mississippi State	46-27	W
			1125-647	

1 Ashland High School Gymnasium (Ashland, Ky.)
2 Birmingham Athletic Club (Birmingham, Ala.)
3 Atlanta Memorial Auditorium (Atlanta)

—Leading Scorers—

Aggie Sale (Sr. C-F)	13.8
John DeMoisey (Jr. C-F)	12.0
Bill Davis (Jr. G)	7.0
Darrell Darby (Sr. F)	4.0
Ellis Johnson (Sr. G)	3.8

1933-34 (16-1, 11-0 SEC)

Coach: Adolph Rupp
Captain: John DeMoisey

D.5		ALUMNI	53-20	W
D.9		GEORGETOWN	41-12	W
D.14		MARSHALL	48-26	W
D.16		CINCINNATI	31-25	W
D.21	*	at Tulane	32-22	W
D.22	*	at Tulane	42-29	W
J.12	*	at Sewanee	55-16	W
J.13	*	at Tennessee	44-23	W
J.19		CHATTANOOGA	47-20	W
J.27	*	TENNESSEE	53-26	W
F.1	1*	Alabama	33-28	W
F.2	*	at Vanderbilt	48-26	W
F.8	*	ALABAMA	26-21	W
F.10	*	GEORGIA TECH	49-25	W
F.15	*	SEWANEE	60-15	W
F.17	*	VANDERBILT	47-27	W
		SEC Tournament (Atlanta)		
F.24	2	Florida	32-38	L
			741-399	

1 Birmingham Athletic Club (Birmingham, Ala.)
2 Atlanta Memorial Auditorium (Atlanta)

—Leading Scorers—

John "Frenchy" DeMoisey (Sr. C)	12.5
Bill Davis (Sr. G)	8.3
Dave Lawrence (Jr. F)	7.9
Garland Lewis (So. C)	4.9
Jack Tucker (Jr. F)	3.0

1934-35 (19-2, 11-0 SEC)

SEC Co-Champions
Coach: Adolph Rupp
Captain: Dave Lawrence and Jack Tucker

D.10		ALUMNI	55-8	W
D.13		OGLETHORPE	81-12	W
D.21	*	at Tulane	38-9	W
D.22	*	at Tulane	52-12	W
J.2		CHICAGO	42-16	W
J.5		at New York U.	22-23	L
J.14		CHATTANOOGA	66-19	W
J.18	*	TULANE	63-22	W
J.19	*	TULANE	55-12	W
J.26	*	TENNESSEE	48-21	W
F.1	1*	Alabama	33-26	W
F.2	*	at Vanderbilt	58-22	W
F.5		at Xavier	40-27	W
F.9	*	GEORGIA TECH	57-30	W
F.11	*	ALABAMA	25-16	W
F.13		at Michigan State	26-32	L
F.16	*	at Tennessee	38-36	W
F.22		CREIGHTON	63-42	W
F.23		CREIGHTON	24-13	W
M.2	*	VANDERBILT	53-19	W
M.7		XAVIER	46-29	W
			985-446	

1 Birmingham Athletic Club (Birmingham, Ala.)

—Leading Scorers—

Leroy Edwards (So. C)	16.3
Dave Lawrence (Jr. F)	9.1
Garland Lewis (Jr. C-F)	5.8
Jack Tucker (Sr. F)	3.7
Warfield Donohue (So. G)	3.5

1935-36 (15-6, 6-2 SEC)

Coach: Adolph Rupp
Captain: Milerd Anderson

D.6		GEORGETOWN	42-17	W
D.17		BEREA	58-30	W
D.23		PITTSBURGH	35-17	W
J.8		at New York U.	28-41	L
J.14		at Xavier	36-32	W
J.17	*	TULANE	49-24	W
J.18	*	TULANE	39-21	W
J.21		MICHIGAN STATE	27-19	W
J.25	*	TENNESSEE	40-31	W
F.1	*	at Vanderbilt	24-33	L
F.3	*	at Alabama	32-30	W
F.7	*	ALABAMA	40-34	W
F.10		at Notre Dame	20-41	L
F.11		at Butler	39-28	W
F.15	*	at Tennessee	28-39	L
F.18		XAVIER	49-40	W
F.21		CREIGHTON	68-38	W
F.22		CREIGHTON	29-31	L
F.24	*	VANDERBILT	61-41	W
		SEC Tournament (Knoxville, Tenn.)		
F.28	1	Mississippi State	41-39	W
F.29	1	at Tennessee	28-39	L
			813-587	

1 Alumni Memorial Gymnasium (Knoxville, ,Tenn.)

—Leading Scorers—

Ralph Carlisle (So. F)	11.5
Joe Hagan (So. F)	8.0
Garland Lewis (Sr. C)	7.5
Warfield Donohue (Jr. G)	3.0
J. Rice Walker (So. C-F)	2.4

1936-37 (17-5, 5-3 SEC)

SEC Champions; SEC Tournament Champions
Coach: Adolph Rupp
Captain: Warfield Donohue

D.9		GEORGETOWN	46-21	W
D.12		BEREA	70-26	W
D.15		at Xavier	OT 34-28	W
D.21		CENTENARY	37-19	W
J.2		MICHIGAN STATE	28-21	W
J.5	1	Notre Dame	28-41	L
J.8		CREIGHTON	59-36	W
J.14		at Michigan State	23-24	L
J.16	2	Akron	32-22	W
J.23	*	TENNESSEE	43-26	W
J.30	*	at Vanderbilt	41-26	W
F.1	3*	Alabama	38-27	W
F.3	*	at Tulane	28-35	L
F.4	*	at Tulane	28-25	W
F.8		MEXICO	58-30	W
F.10	*	ALABAMA	31-34	L
F.13	*	at Tennessee	24-26	L
F.20	*	VANDERBILT	51-19	W
F.22		XAVIER	23-15	W
		SEC Tournament (Knoxville, Tenn.)		
F.26	4	LSU	57-37	W
F.27	4	Georgia Tech	40-30	W
M.1	4	at Tennessee	39-25	W
			858-593	

1 Jefferson County Armory (Louisville, Ky.)
2 Schmidt Fieldhouse (Cincinnati, Ohio)
3 Birmingham Athletic Club (Birmingham, Ala.)
4 Alumni Memorial Gymnasium (Knoxville, ,Tenn.)

—Leading Scorers—

Ralph Carlisle (Jr. F)	9.9
Joe Hagan (Jr. F)	7.3
Homer Thompson (So. C)	4.9
Walter Hodge (Sr. G)	3.7
Bernie Opper (So. G)	3.5

1937-38 (13-5, 6-0 SEC)

Coach: Adolph Rupp
Captain: J. Rice Walker

D.15		BEREA	69-35	W
D.18		CINCINNATI	38-21	W
D.22		CENTENARY	35-25	W
D.29	1	Pittsburgh	40-29	W
J.8		at Michigan State	38-43	L
J.10		at Detroit	26-34	L
J.15		at Notre Dame	37-47	L
J.22	*	TENNESSEE	52-27	W
J.29	*	at Vanderbilt	42-19	W
J.31	2*	Alabama	57-31	W
F.5		at Xavier	32-39	L
F.7		MICHIGAN STATE	44-27	W
F.12	*	ALABAMA	28-21	W
F.14		MARQUETTE	35-33	W
F.17		XAVIER	45-29	W
F.21	*	VANDERBILT	48-24	W
F.26	*	at Tennessee	29-26	W
		SEC Tournament (Baton Rouge, La.)		
M.3	3	Tulane	36-38	L
			731-512	

1 Sugar Bowl Classic (Municipal Auditorium, New Orleans, La.)
2 Birmingham City Auditorium (Birmingham, Ala.)
3 Huey Long Fieldhouse (Baton Rouge, La.)

—Leading Scorers—

Joe Hagan (Sr. F)	10.1
Fred Curtis (Jr. F)	6.3
Bernie Opper (Jr. G)	5.6
Homer Thompson (Jr. C)	4.9
Mickey Rouse (So. G)	4.4

1938-39 (16-4, 5-2 SEC)

SEC Champions; SEC Tournament Champions
Coach: Adolph Rupp
Captain: Bernard Opper

D.2		GEORGETOWN	39-19	W
D.10		KENTUCKY WESLEYAN	57-18	W
D.17		CINCINNATI	44-27	W
D.21		WASHINGTON & LEE	67-47	W
J.4		at Long Island	34-52	L
J.6		at St. Joseph's	41-30	W
J.14	1	Notre Dame	37-42	L
J.21	*	TENNESSEE	29-30	L
J.28	2*	Alabama	38-41	L
J.30	*	at Vanderbilt	51-37	W
F.4		Marquette	37-31	W
F.8		at Xavier	41-31	W
F.11	*	ALABAMA	45-27	W
F.13	*	MISSISSIPPI STATE	39-28	W
F.18	*	at Tennessee	2OT 36-34	W
F.21		XAVIER	43-23	W
F.25	*	VANDERBILT	52-27	W
		SEC Tournament (Knoxville, Tenn.)		
M.2	3	Ole Miss	49-30	W
M.3	3	LSU	53-34	W
M.4	3	at Tennessee	46-38	W
			878-646	

1 Jefferson County Armory (Louisville, Ky.)
2 Birmingham City Auditorium (Birmingham, Ala.)
3 Alumni Memorial Gymnasium (Knoxville, ,Tenn.)

—Leading Scorers—

Fred Curtis (Sr. F)	9.2
Homer Thompson (Sr. C)	6.7
Keith Farnsley (So. F)	6.4
Mickey Rouse (Jr. G)	5.4
Marion Cluggish (Jr. C)	5.3

1939-40 (15-6, 4-4 SEC)

SEC Champions; SEC Tournament Champions; Sugar Bowl Champions
Coach: Adolph Rupp
Captain: Layton Rouse

D.9		BEREA	74-24	W
D.16		CINCINNATI	30-39	L
D.21	1	Clemson	55-31	W
D.27	2	Ohio State	36-30	W
J.1		KANSAS STATE	53-26	W
J.6		at Xavier	OT 42-41	W
J.8		WEST VIRGINIA	47-38	W
J.13		at Notre Dame	47-52	L
J.20	*	TENNESSEE	35-26	W
J.27	3*	Alabama	32-36	L
J.29	*	at Vanderbilt	32-40	L
F.3		Marquette	51-45	W
F.10	*	ALABAMA	46-18	W
F.12		XAVIER	37-29	W
F.13	*	MISSISSIPPI STATE	45-37	W
F.17	*	at Tennessee	23-27	L
F.19	*	at Georgia Tech	39-44	L
F.24	*	VANDERBILT	43-38	W
		SEC Tournament (Knoxville, Tenn.)		
F.29	4	Vanderbilt	44-34	W
M.1	4	at Tennessee	OT 30-29	W
M.2	4	Georgia	51-43	W
			892-724	

1 American Enka Gymnasium (Asheville, N.C.)
2 Sugar Bowl Classic (Municipal Auditorium, New Orleans)
3 Birmingham City Auditorium (Birmingham, Ala.)
4 Alumni Memorial Gymnasium (Knoxville, ,Tenn.)

—Leading Scorers—

Mickey Rouse (Sr. G)	8.3
Keith Farnsley (Jr. F)	7.2
Marion Cluggish (Sr. C)	7.2
Lee Huber (Jr. G)	5.4
Jim King (So. C)	3.9
Carl Combs (Jr. G)	3.9

1940-41 (17-8, 8-1 SEC)

Coach: Adolph Rupp
Captain: Lee Huber

D.7		ALUMNI	62-25	W
D.12		WEST VIRGINIA	46-34	W
D.13		MARYVILLE	53-14	W
D.18		at Nebraska	39-40	L
D.19		at Creighton	45-54	L
D.20		at Kansas State	28-25	W
D.27		CENTENARY	70-18	W
D.30	1	Indiana	45-48	L
J.4	2	Notre Dame	47-48	L
J.9		at Xavier	48-43	W
J.11		at West Virginia	43-56	L
J.18	*	at Tennessee	22-32	L
J.20	*	at Georgia Tech	47-37	W
J.25		XAVIER	44-49	L
F.1	*	at Vanderbilt	51-50	W
F.3	*	at Alabama	38-36	W
F.8	*	ALABAMA	46-38	W
F.10	*	OLE MISS	60-41	W
F.15	*	TENNESSEE	37-28	W
F.17	*	GEORGIA TECH	60-41	W
F.24	*	VANDERBILT	58-31	W
		SEC Tournament (Louisville, Ky.)		
F.27	2	Ole Miss	62-52	W
F.28	2	Tulane	59-30	W
M.1	2	Alabama	39-37	W
M.1	2	Tennessee	33-36	L
			1182-943	

1 Sugar Bowl Classic (Municipal Auditorium, New Orleans)
2 Jefferson County Armory (Louisville, Ky.)

—Leading Scorers—

Jim King (Jr. C)	6.0
Lee Huber (Sr. G)	5.9
Keith Farnsley (Sr. F)	5.8
Mel Brewer (So. C)	5.1
Milt Ticco (So. C-F)	4.8

1941-42 (19-6, 6-2 SEC)

NCAA Final Four; SEC Champions; SEC Tournament Champions
Coach: Adolph Rupp
Captain: Carl Staker

D.6		MIAMI, OHIO	35-21	W
D.13		at Ohio State	41-43	L
D.16		NEBRASKA	42-27	W
D.22		SOUTH CAROLINA	64-25	W
D.30		TEXAS A&M	49-29	W
J.2		WASHINGTON & LEE	62-32	W

J.10		at Xavier	40-39	W
J.17	*	at Tennessee	40-46	L
J.19	*	at Georgia	51-26	W
J.20	*	at Georgia Tech	63-53	W
J.24		MEXICO	56-26	W
J.31	*	GEORGIA	55-38	W
F.2	*	at Alabama	35-41	L
F.7		at Notre Dame	43-46	L
F.9	*	ALABAMA	50-34	W
F.14	*	TENNESSEE	36-33	W
F.16	*	GEORGIA TECH	57-51	W
F.21		XAVIER	44-36	W
		SEC Tournament (Louisville, Ky.)		
F.26		Florida	42-36	W
F.27		Ole Miss	59-32	W
F.28		Auburn	40-31	W
F.28		Alabama (finals)	36-34	W
		Postseason Game (Louisville, Ky.)		
M.14		Great Lakes Navy	47-56	L
		NCAA Tournament (New Orleans)		
M.20		Illinois	46-44	W
M.21		Dartmouth	28-47	L
			1161-928	

—Leading Scorers—

Marvin Akers (Jr. G)	7.6
Mel Brewer (Jr. C)	7.0
Milt Ticco (Jr. F)	5.8
Ermal Allen (Sr. F)	4.9
Ken England (Jr. G)	4.9

1942-43 (17-6, 8-1 SEC)

Coach: Adolph Rupp
Co-Captains: Marvin Akers and Melvin Brewer

D.12		CINCINNATI	61-39	W
D.19		WASHINGTON	45-38	W
D.23	1	Indiana	52-58	L
J.2		OHIO STATE	40-45	L
J.4		FORT KNOX	64-30	W
J.9		at Xavier	43-38	W
J.16	*	at Tennessee	30-28	W
J.18	*	at Georgia	60-28	W
J.19	*	at Georgia Tech	38-36	W
J.23	1	Notre Dame	60-55	W
J.26	*	VANDERBILT	39-38	W
J.30	*	at Alabama	32-41	L
F.1	*	at Vanderbilt	54-43	W
F.6	*	ALABAMA	67-41	W
F.8		XAVIER	48-36	W
F.13	*	TENNESSEE	53-29	W
F.15	*	GEORGIA TECH	58-31	W
F.20		at DePaul	44-53	L
		SEC Tournament (Louisville, Ky.)		
F.25	1	Tulane	48-31	W
F.26	1	Georgia	59-30	W
F.27	1	Mississippi State	52-43	W
F.27	1	Tennessee	30-33	L
		Postseason Game (Louisville, Ky.)		
M.6	1	Great Lakes Navy	39-53	L
			1116-897	

1 Jefferson County Armory (Louisville, Ky.)

—Leading Scorers—

Milt Ticco (Sr. F)	10.1
Mel Brewer (Sr. C)	8.3
Marvin Akers (Sr. G)	7.1
Mulford Davis (So. F)	7.1
Kenny Rollins (So. G)	5.3

1943-44 (19-2)

SEC Champions; SEC Tournament Champions
Coach: Adolph Rupp

D.1		FORT KNOX	51-18	W
D.4		BEREA (Naval V-12)	54-40	W
D.11	1	Indiana	66-41	W
D.13		at Ohio State	40-28	W
D.18		CINCINNATI	58-30	W
D.20		at Illinois	41-43	L
D.28	2	Carnegie Tech	61-14	W
D.30		at St. John's	44-38	W
J.8	1	Notre Dame	55-54	W
J.15		WRIGHT FIELD	61-28	W
J.31		FORT KNOX A.R.C.	76-48	W
F.4		DePAUW	38-35	W
F.7		ILLINOIS	51-40	W
F.12		at Cincinnati	36-34	W
F.26		OHIO	51-35	W
		SEC Tournament (Louisville, Ky.)		
M.2	1	Georgia	57-29	W
M.3	1	LSU	55-28	W
M.4	1	Tulane	62-46	W
		NIT (New York)		
M.20	2	Utah	46-38	W
M.22	2	St. John's	45-48	L
M.24	2	Oklahoma State (cons.)	45-29	W
			1095-724	

1 Jefferson County Armory (Louisville, Ky.)
2 Madison Square Garden (New York)

—Leading Scorers—

Bob Brannum (Fr. C)	12.1
Jack Tingle (Fr. F)	8.4
Jack Parkinson (Fr. G)	7.0
Wilbur Schu (So. G)	6.2
Tom Moseley (So. G)	4.2

1944-45 (22-4, 4-1 SEC)

SEC Champions; SEC Tournament Champions
Coach: Adolph Rupp

D.2		FORT KNOX	56-23	W
D.4		BEREA	56-32	W
D.9		CINCINNATI	66-24	W
D.16	1	Indiana	61-43	W
D.23		OHIO STATE	OT 53-48	W
D.26	2	Wyoming	50-46	W
D.30		at Temple	45-44	W
J.1		at Long Island	OT 62-52	W
J.6		OHIO	59-46	W
J.8		ARKANSAS STATE	75-6	W
J.13		MICHIGAN STATE	66-35	W
J.20	*	at Tennessee	34-35	L
J.22	*	at Georgia Tech	64-58	W
J.27	1	Notre Dame	OT 58-59	L
J.29	*	GEORGIA	73-37	W
F.3	*	GEORGIA TECH	51-32	W
F.5		at Michigan State	50-66	L
F.17	*	TENNESSEE	40-34	W
F.19		at Ohio	61-38	W
F.24		at Cincinnati	65-35	W
		SEC Tournament (Louisville, Ky.)		
M.1	1	Florida	57-35	W
M.2	1	LSU	68-37	W
M.3	1	Alabama	52-41	W
M.3	1	Tennessee	39-35	W
		NCAA Tournament (New York)		
M.22	3	Ohio State	37-45	L
M.24	3	Tufts (consolation)	66-56	W
			1464-1042	

1 Jefferson County Armory (Louisville, Ky.)
2 Buffalo Memorial Auditorium (Buffalo, N.Y.)
3 Madison Square Garden (New York)

—Leading Scorers—

Alex Groza (Fr. C)	16.5
Jack Tingle (So. F)	11.5
Jack Parkinson (So. G)	10.4
Wilbur Schu (Jr. F)	8.0
Kenton Campbell (Fr. C)	6.3

1945-46 (28-2, 6-0 SEC)

NIT Champions; SEC Champions; SEC Tournament Champions
Coach: Adolph Rupp
Captain: Jack Parkinson

D.1		FORT KNOX	59-34	W
D.7		WESTERN ONTARIO	51-42	W
D.8		WESTERN ONTARIO	71-28	W
D.15		CINCINNATI	67-31	W
D.18		ARKANSAS	67-42	W
D.21		OKLAHOMA	43-33	W
D.29		at St. John's	73-59	W
J.1		at Temple	45-53	L
J.5		OHIO	57-48	W
J.7		FORT BENNING	81-25	W
J.12		at Michigan State	55-44	W
J.14		at Xavier	62-36	W
J.19	*	at Tennessee	50-32	W
J.21	*	at Georgia Tech	68-43	W
J.26	1	Notre Dame	47-56	L
J.28	*	GEORGIA TECH	54-26	W
F.5		MICHIGAN STATE	59-51	W
F.4	*	at Vanderbilt	59-37	W
F.9	2*	Vanderbilt	64-31	W
F.16	*	TENNESSEE	54-34	W
F.19		at Ohio	60-52	W
F.23		XAVIER	83-40	W
		SEC Tournament (Louisville, Ky.)		
F.28	1	Auburn	69-24	W
M.1	1	Florida	69-32	W
M.2	1	Alabama	59-30	W
M.2	1	LSU	59-36	W
		Postseason Game (Louisville, Ky.)		
M.9	1	Temple	54-43	W
		NIT (New York)		
M.16	3	Arizona	77-53	W
M.18	3	West Virginia	59-51	W
M.20	3	Rhode Island (finals)	46-45	W
			1821-1194	

1 Jefferson County Armory (Louisville, Ky.)
2 Paducah Tilghman Gym (Paducah, Ky.)
3 Madison Square Garden (New York)

—Leading Scorers—

Jack Parkinson (6-0 Jr. G)	11.3
Wallace Jones (6-4 Fr. F)	9.7
Ralph Beard (5-10 Fr. G)	9.3
Jack Tingle (6-3 Jr. F)	9.2
Wilbur Schu (6-4 Sr. F)	7.7

1946-47 (34-3, 11-0 SEC)

SEC Champions; SEC Tournament Champions
Coach: Adolph Rupp
Captain: Ken Rollins

N.26		INDIANA CENTRAL	78-36	W
N.30	*	TULANE	64-35	W
D.2		FORT KNOX	68-31	W
D.7		at Cincinnati	80-49	W
D.9		IDAHO	65-35	W
D.12	1	DePaul	65-45	W
D.14		TEXAS A&M	83-18	W
D.16		MIAMI, OHIO	62-49	W
D.21	2	St. John's	70-50	W
D.23		BAYLOR	75-34	W
D.28		WABASH	96-24	W
D.30	3	Oklahoma State	31-37	L
J.4		OHIO	46-36	W
J.11		Dayton U.	70-29	W
J.13	*	at Vanderbilt	82-30	W
J.18	*	at Tennessee	54-39	W
J.20	*	at Georgia Tech	70-47	W
J.21	*	at Georgia	84-45	W
J.25		XAVIER	71-34	W
J.27		MICHIGAN STATE	86-36	W
F.1	1	Notre Dame	60-30	W
F.3	*	at Alabama	48-37	W
F.8		at DePaul	47-53	L
F.10	*	GEORGIA	81-40	W
F.15	*	TENNESSEE	61-46	W
F.17	*	ALABAMA	63-33	W
F.19		at Xavier	58-31	W
F.21	*	VANDERBILT	84-41	W
F.22	*	GEORGIA TECH	83-46	W
		SEC Tournament (Louisville, Ky.)		
F.27	1	Vanderbilt	98-29	W
F.28	1	Auburn	84-18	W
M.1	1	Georgia Tech	75-53	W
M.1	1	Tulane	55-38	W
		Postseason Game (Louisville, Ky.)		
M.8	1	Temple	68-29	W
		NIT (New York)		
M.17	2	Long Island	66-62	W
M.19	2	North Carolina State	60-42	W
M.24	2	Utah	45-49	L
			2536-1416	

1 Jefferson County Armory (Louisville, Ky.)
2 Madison Square Garden (New York)
3 Sugar Bowl Classic (Muncipal Auditorium, New Orleans)

—Leading Scorers—

Ralph Beard (5-10 So. G)	10.9
Alex Groza (6-7 So. C-F)	10.6
Kenneth Rollins (6-0 Jr. G)	8.4
Joe Holland (6-4 Sr. F)	6.2
Wallace Jones (6-4 So. C)	5.9

1947-48 (36-3, 9-0 SEC)

World Champions (Olympic Games); National Champions; SEC Champions; SEC Tournament Champions; World Champions (Olympic Games);
National Champions; SEC Champions; SEC Tournament Champions
Coach: Adolph Rupp
Captain: Kenneth Rollins

N.29		INDIANA CENTRAL	80-41	W
D.1		FORT KNOX	80-41	W
D.5		TULSA	72-16	W
D.6		TULSA	71-22	W
D.10	1	DePaul	74-50	W
D.13		at Cincinnati	67-31	W
D.17		XAVIER	79-37	W
D.20		at Temple	59-60	L
D.23		at St. John's	52-40	W
J.2	1	Creighton	65-23	W
J.3		WESTERN ONTARIO	98-41	W
J.5		at Miami, Ohio	67-53	W
J.10		at Michigan State	47-45	W
J.12		at Ohio	79-57	W
J.17	*	at Tennessee	65-54	W
J.19	*	at Georgia Tech	71-56	W
J.20	*	at Georgia	88-51	W
J.24		CINCINNATI	70-43	W
J.31		at DePaul	68-51	W
F.2		at Notre Dame	55-64	L
F.5	*	at Alabama	41-31	W
F.7	2	Washington, St. Louis	69-39	W
F.9	*	at Vanderbilt	82-51	W
F.14	*	TENNESSEE	69-42	W
F.16	*	ALABAMA	63-33	W
F.20	*	VANDERBILT	79-43	W
F.21	*	GEORGIA TECH	78-54	W
F.24	1	Temple	58-38	W
F.28		at Xavier	59-37	W
		SEC Tournament (Louisville, Ky.)		
M.4	1	Florida	87-31	W
M.5	1	LSU	63-47	W
M.6	1	Tennessee	70-47	W
M.6	1	Georgia Tech (finals)	54-43	W
		NCAA Tournament (New York)		
M.18	3	Columbia	76-53	W
M.20	3	Holy Cross	60-52	W
M.23	3	Baylor	58-42	W
		Olympic Trials (New York)		
M.27		Louisville	91-57	W
M.29		Baylor	77-59	W
		(Championship Collegiate Bracket)		
M.31		PHILLIPS OILERS (AAU CHAMPS)	49-53	L
			2690-1730	

1 Jefferson County Armory (Louisville, Ky.)
2 Ellis Auditorium (Memphis, Tenn.)
3 Madison Square Garden (New York)

Olympic Team Exhibition Games
UK vs. Phillips Oilers

Jun30	at Tulsa, Okla.	52-60	L
Jul2	at Kansas City, Mo.	2OT 70-69	W
Jul7	at Lexington, Ky.	50-56	L
	Olympic Games (London, England)		
Jul30	Switzerland	86-21	W
Aug2	Czechoslovokia	53-28	W
Aug3	Argentina	59-57	W
Aug4	Egypt	66-28	W
Aug6	Peru	61-33	W
Aug9	Uruguay	63-28	W
Aug11	Mexico	71-40	W
Aug13	France (Gold Medal game)	65-21	W
	World Champions		

—Leading Scorers—

Alex Groza (6-7 Jr. C) (488 TP in 39 games)	12.5
Ralph Beard (5-10 Jr. G)	12.5
Wallace Jones (6-4 Jr. C-F)	9.3
James Line (6-2 So. F)	6.9
Kenneth Rollins (6-0 Sr. G)	6.6

1948-49 (32-2, 13-0 SEC)

National Champions; SEC Champions; SEC Tournament Champions; Ranked 1st AP; Loser NIT in attempted "Grand Slam"
Coach: Adolph Rupp

N.29		INDIANA CENTRAL	74-38	W
D.8	1	DePaul	67-36	W
D.10		TULSA	81-27	W
D.13		ARKANSAS	76-39	W
D.16		at Holy Cross	51-48	W
D.18		at St. John's	57-30	W
D.22	1*	Tulane	51-47	W
D.29	2	Tulane	78-47	W
D.30	2	Saint Louis	40-42	L
J.11	3	Bowling Green	63-61	W
J.15	*	at Tennessee	66-51	W
J.17	*	at Georgia Tech	56-45	W
J.22		at DePaul 2/NR	56-45	W
J.29	1	Notre Dame 2/NR	62-38	W
J.31	*	at Vanderbilt 2/NR	72-50	W

F.2	*	at Alabama	1/NR	56-40	W
F.3	4*	Ole Miss	1/NR	75-45	W
F.5	5	Bradley	1/18	62-52	W
F.8	*	TENNESSEE	1/NR	71-56	W
F.12		XAVIER	1/NR	96-50	W
F.14	*	ALABAMA	1/NR	74-32	W
F.16	*	OLE MISS	1/NR	85-31	W
F.19	*	GEORGIA TECH	1/NR	78-32	W
F.21	*	GEORGIA	1/NR	95-40	W
F.24		at Xavier	1/NR	51-40	W
F.26	*	VANDERBILT	1/NR	70-37	W
		SEC Tournament (Louisville, Ky.)			
M.3	1	Florida	1/NR	73-36	W
M.4	1	Auburn	1/NR	70-39	W
M.5	1	Tennessee	1/NR	83-44	W
M.5	1	Tulane	1/7	68-52	W
		NIT (New York)			
M.14	6	Loyola, Chicago	1/16	56-67	L
		NCAA Eastern Regional (New York)			
M.21	6	Villanova	1/5	85-72	W
M.22	6	Illinois	1/4	76-47	W
		NCAA Finals (Seattle)			
M.26	7	Oklahoma State	1/2	46-36	W
				2320-1492	

1 Jefferson County Armory (Louisville, Ky.)
2 Sugar Bowl Classic (Muncipal Auditorium, New Orleans)
3 Cleveland Arena (Cleveland, Ohio)
4 Ellis Auditorium (Memphis, Tenn.)
5 Owensboro Sportscenter (Owensboro, Ky.)
6 Madison Square Garden (New York)
7 Edmundson Pavilion (Seattle)

—Leading Scorers—

Alex Groza (6-7 Sr. C)	20.5
Ralph Beard (5-10 Sr. G)	10.8
Wallace Jones (6-4 Sr. F-C)	8.6
Cliff Barker (6-2 Sr. G-F)	7.3
Dale Barnstable (6-3 Jr. F-G)	6.1

1949-50 (25-5, 11-2 SEC)

SEC Champions; SEC Tournament Champions; Sugar Bowl Champions; Ranked 3rd AP

Coach: Adolph Rupp
Captain: Dale Barnstable

D.3		INDIANA CENTRAL		84-61	W
D.10		WESTERN ONTARIO		90-18	W
D.15		at St. John's		58-69	L
D.21	1	DePaul		49-47	W
D.23		at Purdue		60-54	W
D.29	2	Villanova		OT 57-56	W
D.30	2	Bradley (finals)		71-66	W
J.2	3	Arkansas		57-53	W
J.4	4*	Mississippi State		87-55	W
J.9		NORTH CAROLINA	2/NR	83-44	W
J.14	*	at Tennessee	2/NR	53-66	L
J.16	*	at Georgia Tech	2/NR	61-47	W
J.17	*	at Georgia	5/NR	80-71	L
J.21		at DePaul	5/NR	86-53	W
J.23		at Notre Dame	5/NR	51-64	L
J.26		at Xavier	4/NR	56-47	W
J.28	*	GEORGIA	4/NR	88-56	W
J.30	*	at Vanderbilt	4/NR	58-54	W
F.2	*	at Alabama	6/NR	66-64	W
F.4	5*	Ole Miss	6/NR	61-55	W
F.11	*	TENNESSEE	7/NR	79-52	W
F.13	*	ALABAMA	7/NR	77-57	W
F.15	*	OLE MISS	5/NR	90-50	W
F.18	*	GEORGIA TECH	5/NR	97-62	W
F.23		XAVIER	5/NR	58-53	W
F.25	*	VANDERBILT	5/NR	70-66	W
		SEC Tournament (Louisville, Ky.)			
M.3	1	Mississippi State	4/NR	56-46	W
M.4	1	Georgia	4/NR	79-63	W
M.4	1	Tennessee	4/NR	95-58	W
		NIT (New York)			
M.14	6	CCNY	3/NR	50-89	L
				2089-1696	

1 Jefferson County Armory (Louisville, Ky.)
2 Sugar Bowl Classic (Muncipal Auditorium, New Orleans)
3 Little Rock, Ark.
4 Owensboro Sportscenter (Owensboro, Ky.)
5 Ellis Auditorium (Memphis, Tenn.)
6 Madison Square Garden (New York)

—Leading Scorers—

Bill Spivey (7-0 So. C)	19.3
Jim Line (6-2 Sr. F)	13.1
Walt Hirsch (6-4 Jr. F)	9.9
Bobby Watson (5-10 So. G)	7.5
Dale Barnstable (6-3 Sr. G)	5.9

MEMORIAL COLISEUM ERA (1950-1975)

1950-51 (32-2, 14-0 SEC)

National Champions; SEC Champions; Ranked 1st AP, 1st UPI

Coach: Adolph Rupp
Captain: Walt Hirsch

D.1		WEST TEXAS STATE		73-43	W
D.9		PURDUE		70-52	W
D.12		at Xavier		67-56	W
D.14	*	FLORIDA		85-37	W
D.16		KANSAS		68-39	W
D.23		at St. John's	1/13	43-37	W
D.29	1	Saint Louis	1/NR	OT 42-43	L
D.30	1	Syracuse	1/NR	69-59	W
J.5	*	AUBURN	3/NR	79-35	W
J.8		DePAUL	3/NR	63-55	W
J.13	*	ALABAMA	3/NR	65-48	W
J.15		NOTRE DAME	3/NR	69-44	W
J.20	*	at Tennessee	2/NR	70-45	W
J.22	*	at Georgia Tech	2/NR	82-61	W
J.27	*	at Vanderbilt	1/NR	74-49	W
J.29	*	at Tulane	1/NR	104-68	W
J.31	*	at LSU	1/NR	81-59	W
F.2	*	at Mississippi State	1/NR	80-60	W
F.3	2*	Ole Miss	1/NR	86-39	W
F.9	*	GEORGIA TECH	1/NR	75-42	W
F.13		XAVIER	1/NR	78-51	W
F.17	*	TENNESSEE	1/NR	86-61	W
F.19		at DePaul	1/NR	60-57	W
F.23	*	GEORGIA	1/NR	88-41	W
F.24	*	VANDERBILT	1/NR	89-57	W
		SEC Tournament (Louisville, Ky.)			
M.1	3	Mississippi State	1/NR	92-70	W
M.2	3	Auburn	1/NR	84-54	W
M.3	3	Georgia Tech	1/NR	82-56	W
M.3	3	Vanderbilt	1/NR	57-61	L
M.13		LOYOLA, CHICAGO	1/NR	97-61	W
		NCAA First Round (Raleigh, N.C.)			
M.20	4	Louisville	1/NR	79-68	W
		NCAA Eastern Regional (New York)			
M.22	5	St. John's	1/9	59-43	W
M.24	5	Illinois	1/5	76-74	W
		NCAA National Finals (Minneapolis)			
M.27	6	Kansas State	1/4	68-58	W
				2540-1783	

1 Sugar Bowl Classic (Muncipal Auditorium, New Orleans)
2 Owensboro Sportscenter (Owensboro, Ky.)
3 Jefferson County Armory (Louisville, Ky.)
4 Reynolds Coliseum (Raleigh, N.C.)
5 Madison Square Garden (New York)
6 Williams Arena (Minneapolis)

		Exhibition Game		
Apr.27		KY ALL-STARS	92-49	W
		Puerto Rico Exhibition Tour		
Aug.25		San German Ath.	86-38	W
Aug.26		Ponce Lions	83-43	W
Aug.27		San Turce	93-40	W
Aug.29		Univ. of Puerto Rico	91-44	W
Sep.2		U.S. Navy (called at half - rain)	52-23	W
Sep.3		Puerto Rico	75-46	W

(N1) Owensboro, Ky.

—Leading Scorers—

Bill Spivey (7-0 Jr. C)	19.2
Shelby Linville (6-5 Jr. F)	10.4
Bobby Watson (5-10 Jr. G)	10.4
Frank Ramsey (6-3 So. G)	10.1
Cliff Hagan (6-4 So. C)	9.2
Walt Hirsch (6-3 Sr. F)	9.1

1951-52 (29-3, 14-0 SEC)

SEC Champions; SEC Tournament Champions; Runner-Up Sugar Bowl;
Ranked 1st AP, 1st UPI

Coach: Adolph Rupp
Captain: Robert Watson

D.8		WASHINGTON & LEE		96-46	W
D.10		at Xavier	1/NR	97-72	W
D.13		at Minnesota	1/NR	57-61	L
D.17		ST. JOHN'S	2/1	81-40	W
D.20		DePAUL	2/NR	98-60	W
D.26		UCLA	1/16	84-53	W
D.28	1	Brigham Young	1/NR	84-64	W
D.29	1	Saint Louis	1/12	60-61	L
J.3	2	Ole Miss	4/NR	116-58	W
J.5	*	LSU	4/NR	57-47	W
J.7		XAVIER	4/NR	83-50	W
J.12	*	at Florida	3/NR	99-52	W
J.14	3*	Georgia	3/NR	95-55	W
J.19	*	at Tennessee	3/NR	65-56	W
J.21	*	at Georgia Tech	3/NR	96-51	W
J.26	*	at Alabama	3/NR	71-67	W
J.28	*	at Vanderbilt	3/NR	88-51	W
J.30	*	at Auburn	1/NR	88-48	W
F.2	4	Notre Dame	1/NR	71-66	W
F.4	*	TULANE	1/NR	103-54	W
F.6	*	OLE MISS	1/NR	81-61	W
F.9	*	GEORGIA TECH	1/NR	93-42	W
F.11	*	MISSISSIPPI STATE	1/NR	110-66	W
F.16	*	TENNESSEE	1/NR	95-40	W
F.21	*	VANDERBILT	1/NR	75-45	W
F.23		at DePaul	1/NR	63-61	W
		SEC Tournament (Louisville, Ky.)			
F.28	3	Georgia Tech	1/NR	80-59	W
F.29	3	Tulane	1/NR	85-61	W
M.1	3	Tennessee	1/NR	81-66	W
M.1	3	LSU	1/NR	44-43	W
		NCAA Eastern Regional (Raleigh, NC)			
M.21	5	Penn. State	1/NR	82-54	W
M.22	5	St. John's	1/10	57-64	L
				2635-1774	

1 Sugar Bowl Classic (Muncipal Auditorium, New Orleans)
2 Owensboro Sportscenter (Owensboro, Ky.)
3 Jefferson County Armory (Louisville, Ky.)
4 Chicago Stadium (Chicago)
5 Reynolds Coliseum (Raleigh, N.C.)

—Leading Scorers—

Cliff Hagan (6-4 Jr. C)	21.6
Frank Ramsey (6-3 Jr. G)	15.9
Bobby Watson (5-10 Sr. G)	13.1
Lou Tsioropoulos (6-5 Jr. F)	7.9
Lucian Whitaker (6-0 Sr. F)	7.8

1952-53—No Schedule.

Under suspension by NCAA; Intra Squad Scrimmage Results

Coach: Adolph Rupp
Co-Captains: Cliff Hagan and Frank Ramsey

D.13	Varsity	76	Freshman	45
J.19	Ramsey's	71	Hagan's	50
F.4	Hagan's	68	Ramsey's	55
F.28	Blues	49	Whites	47
		264		197

1953-54 (25-0, 14-0 SEC)

SEC Champions; UKIT Champions; Ranked 1st AP, 2nd UPI; Declined NCAA Berth

Coach: Adolph Rupp
Co-Captains: Cliff Hagan and Frank Ramsey

D.5		TEMPLE		86-59	W
D.12		at Xavier	2/NR	81-66	W
D.14		WAKE FOREST	2/NR	101-69	W
D.18		at Saint Louis	2/NR	71-59	W
D.21	1	DUKE	2/13	85-69	W
D.22	1	LASALLE	2/16	73-60	W
D.28		MINNESOTA	2/8	74-59	W
J.4		XAVIER	1/NR	77-71	W
J.9	*	GEORGIA TECH	1/NR	105-53	W
J.11		DePAUL	1/NR	81-63	W
J.16	*	TULANE	1/NR	94-43	W
J.23	*	at Tennessee	1/NR	97-71	W
J.30	*	at Vanderbilt	1/NR	85-63	W
F.2	2*	Georgia Tech	1/NR	99-48	W
F.4	*	GEORGIA	1/NR	106-55	W
F.6	3*	Georgia	1/NR	100-68	W
F.8	*	at Florida	1/NR	97-55	W
F.13	*	OLE MISS	1/NR	88-62	W
F.15	*	MISSISSIPPI STATE	1/NR	81-49	W
F.18	*	TENNESSEE	2/NR	90-63	W
F.20		at DePaul	2/NR	76-61	W
F.22	*	VANDERBILT	2/NR	100-64	W
F.27	4*	Auburn	2/NR	109-79	W
M.1	*	at Alabama	2/NR	68-43	W
M.9	5	LSU	1/8	63-56	W
				2187-1508	

1 UK Invitation Tournament (Lexington, Ky.)
2 Jefferson County Armory (Louisville, Ky.)
3 Owensboro Sportscenter (Owensboro, Ky.)
4 Garrett Coliseum (Montgomery, Ala.)
5 SEC Playoff (Memorial Gym, Nashville, Tenn.) Kentucky and LSU tied for league title due to a schedule disagreement. Kentucky won but declined NCAA bid.

—Leading Scorers—

Cliff Hagan (6-4 Sr. C)	24.0
Frank Ramsey (6-3 Sr. G)	19.6
Lou Tsioropoulos (6-5 Sr. F)	14.5
Billy Evans (6-1 Jr. F)	8.4
Gayle Rose (6-0 Jr. G)	6.7

1954-55 (23-3, 12-2 SEC)

SEC Champions; UKIT Champions; Ranked 2nd AP, 2nd UPI

Coach: Adolph Rupp
Captain: Bill Evans

D.4		LSU		74-58	W
D.11		at Xavier	2/NR	73-69	W
D.18		TEMPLE	2/NR	79-61	W
D.21	1	UTAH	1/2	70-65	W
D.22	1	LASALLE	1/4	63-54	W
D.30		SAINT LOUIS	1/NR	82-65	W
J.1		at Temple	1/NR	101-69	W
J.8	*	GEORGIA TECH	1/NR	58-59	L
J.10		DePAUL	1/NR	92-59	W
J.15	*	at Tulane	1/NR	58-44	W
J.17	*	at LSU	1/NR	64-62	W
J.22	*	at Tennessee	1/NR	84-66	W
J.29	*	at Vanderbilt	1/18	75-71	W
J.31	*	at Georgia Tech	1/NR	59-65	L
F.3	*	FLORIDA	1/NR	87-63	W
F.5	2*	Ole Miss	1/NR	84-66	W
F.7	*	at Mississippi State	1/NR	61-56	W
F.9	*	GEORGIA	2/NR	86-40	W
F.14		XAVIER	2/NR	66-55	W
F.19		at DePaul	2/NR	76-72	W
F.21	*	VANDERBILT	2/20	77-59	W
F.26	*	AUBURN	2/NR	93-59	W
F.28	*	ALABAMA	2/12	66-52	W
M.5	*	TENNESSEE	2/NR	104-61	W
		NCAA Eastern Regional (Evanston, IL)			
M.11	3	Marquette	2/8	71-79	L
M.12	3	Penn State (consolation)	2/NR	84-59	W
				1987-1588	

1 UK Invitation Tournament (Lexington, Ky.)
2 Ellis Auditorium (Memphis, Tenn.)
3 McGaw Memorial Hall (Evanston, Ill.)

—Leading Scorers—

Bob Burrow (6-7 Jr. C)	19.0
Billy Evans (6-1 Jr. F)	13.9
Phil Grawemeyer (6-7 Jr. F)	13.0
Jerry Bird (6-6 Jr. F)	10.7
Gayle Rose (6-0 Sr. G)	7.4

1955-56 (20-6, 12-2 SEC)

UKIT Runner-Up; Ranked 9th AP; 12th UPI

Coach: Adolph Rupp
Captain: Phil Grawemeyer

D.3		at LSU		62-52	W
D.10		TEMPLE	2/NR	61-73	L
D.12		DePAUL	2/NR	71-69	W
D.15		at Maryland	12/NR	62-61	W
D.17		IDAHO	12/NR	91-49	W
D.20	1	MINNESOTA	9/NR	72-65	W
D.21	1	DAYTON	9/14	74-89	L
D.28		at Saint Louis	13/NR	101-80	W
J.7	*	GEORGIA TECH	6/NR	104-51	W
J.12	*	TULANE	5/NR	85-63	W
J.14	*	LSU	5/NR	107-65	W
J.21	*	at Tennessee	4/NR	95-68	W
J.28	*	at Vanderbilt	3/7	73-81	L
J.30	*	at Georgia Tech	3/NR	84-62	W
F.1		DUKE	8/10	81-76	W
F.4	2*	Auburn	8/NR	82-81	W
F.6	*	at Florida	8/NR	81-70	W
F.11	*	OLE MISS	7/NR	88-49	W
F.13	*	MISSISSIPPI STATE	7/NR	86-65	W
F.18		at DePaul	7/NR	79-81	L
F.20	*	VANDERBILT	7/6	76-55	W
F.25	2*	Alabama	8/7	77-101	L
F.27	3*	Georgia	8/NR	143-66	W
M.3	*	TENNESSEE	12/NR	101-77	W
		NCAA Eastern Regional (Iowa City, Iowa)			
M.16	3	Wayne	9/NR	84-64	W
M.17	3	at Iowa	9/5	77-89	L
				2197-1802	

1 UK Invitation Tournament (Lexington, Ky.)
2 Garrett Coliseum (Montgomery, Ala.)
3 Jefferson County Armory (Louisville, Ky.)
3 Iowa Fieldhouse (Iowa City, Iowa)

—Leading Scorers—

Bob Burrow (6-7 Sr. C)	21.1
Jerry Bird (6-6 Sr. F)	16.2
Vernon Hatton (6-3 So. G)	13.3
Gerry Calvert (5-11 Jr. G)	11.2
Phil Grawemeyer (6-7 Sr. F)	8.4

1956-57 (23-5, 12-2 SEC)

SEC Champions; UKIT Champions; Sugar Bowl Champions; Ranked 3rd AP, 3rd UPI

Coach: Adolph Rupp

Honorary Co-Captains: Ed Beck and Gerry Calvert

D.1		WASHINGTON & LEE		94-66	W
D.3		MIAMI, FLA.		114-75	W
D.8		at Temple		73-58	W
D.10		SAINT LOUIS		70-71	L
D.15		MARYLAND	3/NR	76-55	W
D.18		at Duke	7/13	84-85	L
D.21	1	SMU	7/4	73-67	W
D.22	1	ILLINOIS	7/5	91-70	W
D.28	2	Virginia Tech	3/NR	56-55	W
D.29	2	Houston	3/NR	111-76	W
J.5	*	GEORGIA TECH	3/NR	95-72	W
J.7		LOYOLA, CHICAGO	3/NR	81-62	W
J.12	*	at LSU	3/NR	51-46	W
J.14	*	at Tulane	3/NR	60-68	L
J.19	*	at Tennessee	4/NR	97-72	W
J.26	*	at Vanderbilt	5/13	91-83	W
J.28	*	at Georgia Tech	5/NR	76-65	W
J.30	*	GEORGIA	4/NR	84-53	W
F.2	*	FLORIDA	4/NR	88-61	W
F.8	3*	Ole Miss	3/NR	75-69	W
F.11	*	at Mississippi State	3/NR	81-89	L
F.15		at Loyola, Chicago	3/NR	115-65	W
F.18	*	VANDERBILT	3/10	80-78	W
F.23	*	ALABAMA	3/NR	79-60	W
F.25	*	AUBURN	3/NR	103-85	W
M.2	*	TENNESSEE	3/NR	93-75	W
		NCAA Midwest Regional (Lexington, Ky.)			
M.15		PITTSBURGH	3/NR	98-92	W
M.16		MICHIGAN STATE	3/11	68-80	L
				2357-1953	

1 UK Invitation Tournament (Lexington, Ky.)
2 Sugar Bowl Classic (Loyola Fieldhouse, New Orleans)
3 Ellis Auditorium (Memphis, Tenn.)

—Leading Scorers—

Johnny Cox (6-4 So. F)	19.4
Gerry Calvert (5-11 Sr. G)	15.2
Vernon Hatton (6-3 Jr. G)	14.8
John Crigler (6-3 Jr. F)	10.3
Ed Beck (6-7 Jr. C)	9.5

1957-58 (23-6, 12-2 SEC)

National Champions; SEC Champions; Ranked 9th AP, 14th UPI

Coach: Adolph Rupp

Honorary Captain: Ed Beck

D.2		DUKE		78-74	W
D.4		at Ohio State		61-54	W
D.7		TEMPLE		3OT 85-83	W
D.9		at Maryland		62-71	L
D.14		at Saint Louis	3/9	73-60	W
D.16		at SMU	3/NR	64-65	L
D.20	1	WEST VIRGINIA	5/8	70-77	L
D.21	1	MINNESOTA	5/10	78-58	W
D.23		UTAH STATE	5/NR	92-64	W
D.30		LOYOLA, CHICAGO	9/NR	75-42	W
J.4	*	GEORGIA TECH	10/NR	76-60	W
J.6	*	at Vanderbilt	10/NR	86-81	W
J.11	*	LSU	9/NR	97-52	W
J.13	*	TULANE	9/NR	86-50	W
J.18	*	TENNESSEE	9/13	77-68	W
J.27	*	at Georgia Tech	9/NR	52-71	L
J.29	2*	Georgia	8/NR	74-55	W
J.31	*	at Florida	8/NR	78-56	W
F.8	*	OLE MISS	12/NR	96-65	W
F.10	*	MISSISSIPPI STATE	12/17	72-62	W
F.15		at Loyola, Chicago	12/NR	56-57	L
F.17	*	VANDERBILT	12/NR	65-61	W
F.22	3*	Alabama	13/NR	OT 45-43	W
F.24	4*	Auburn	13/NR	63-64	L
M.1	*	at Tennessee	12/NR	77-66	W
		NCAA Mideast Regional (Lexington, Ky.)			
M.14		MIAMI, OHIO	9/NR	94-70	W
M.15		NOTRE DAME	9/8	89-56	W
		NCAA Final Four (Louisville, Ky.)			
M.21	5	Temple	9/5	61-60	W
M.22	5	Seattle	9/18	84-72	W
				2166-1817	

1 UK Invitation Tournament (Lexington, Ky.)
2 Alexander Memorial Coliseum (Atlanta)
3 Garrett Coliseum (Montgomery, Ala.)
4 Birmingham City Auditorium (Birmingham, Ala.)
5 Freedom Hall (Birmingham, Ala.)

—Leading Scorers—

Vernon Hatton (6-3 Sr. G)	17.1
Johnny Cox (6-4 Jr. F)	14.9
John Crigler (6-3 Sr. F)	13.6
Adrian Smith (6-0 Sr. G)	12.4
Ed Beck (6-7 Sr. C)	5.6

1958-59 (24-3, 12-2 SEC)

UKIT Champions; Ranked 2nd in Polls

Coach: Adolph Rupp

Honorary Captain: Johnny Cox

D.1		FLORIDA STATE		91-68	W
D.6		at Temple		76-71	W
D.8		at Duke		78-64	W
D.11		SMU	2/18	72-60	W
D.13		SAINT LOUIS	2/9	76-57	W
D.15		MARYLAND	2/NR	OT 58-56	W
D.19	1	OHIO STATE	2/NR	95-76	W
D.20	1	WEST VIRGINIA	2/7	97-91	W
D.29		NAVY	1/NR	82-69	W
D.30	2	Illinois	1/NR	76-75	W
J.3	*	GEORGIA TECH	1/NR	72-62	W
J.6	*	at Vanderbilt	1/NR	66-75	L
J.10	*	at LSU	1/NR	76-61	W
J.12	*	at Tulane	1/NR	85-68	W
J.17	*	TENNESSEE	2/NR	79-58	W
J.26	*	at Georgia Tech	1/NR	94-70	W
J.29	*	GEORGIA	1/NR	108-55	W
J.31	*	FLORIDA	1/NR	94-51	W
F.7	3*	Ole Miss	1/NR	97-72	W
F.9	*	at Mississippi State	1/11	58-66	L
F.14	4	Notre Dame	1/NR	71-52	W
F.18	*	VANDERBILT	3/NR	83-71	W
F.21	*	AUBURN	3/2	75-56	W
F.23	*	ALABAMA	3/NR	39-32	W
F.28	*	at Tennessee	1/NR	69-56	W
		NCAA Mideast Regional (Evanston, Ill.)			
M.13	5	Louisville	2/NR	61-76	L
M.14	5	Marquette (consolation)	2/20	98-69	W
				2126-1737	

1 UK Invitation Tournament (Lexington, Ky.)
2 Freedom Hall (Louisville, Ky.)
3 Municipal Auditorium (Jackson, Miss.)
4 Chicago Stadium (Chicago)
5 McGaw Memorial Hall (Evanston, Ill.)

—Leading Scorers—

Johnny Cox (6-4 Sr. F)	17.9
Billy Ray Lickert (6-3 So. G)	13.5
Bennie Coffman (6-0 Jr. G)	10.7
Don Mills (6-6 Jr. C)	10.5
Sid Cohen (6-1 Jr. G)	8.1
Dickie Parsons (5-10 So. G)	8.0

1959-60 (18-7, 10-4 SEC)

UKIT Runner Up

Coach: Adolph Rupp

Co-Captains: Bill Lickert and Don Mills

D.1		NORTHERN COLORADO		106-73	W
D.4		UCLA		68-66	W
D.5		at Southern California		73-87	L
D.12		at Saint Louis		61-73	L
D.14		at Kansas		OT 77-72	W
D.18	1	NORTH CAROLINA		76-70	W
D.19	1	WEST VIRGINIA		70-79	L
D.22	2	Temple	13/NR	97-92	W
D.28		OHIO STATE	13/3	96-93	W
J.2	*	GEORGIA TECH	13/10	54-62	L
J.5	*	at Vanderbilt	NR/NR	76-59	W
J.9	*	LSU	NR/NR	77-45	W
J.11	*	TULANE	NR/NR	68-42	W
J.16	*	at Tennessee	17/NR	78-68	W
J.25	*	at Georgia Tech	16/6	44-65	L
J.27	3*	Georgia	15/NR	84-60	W
J.29	*	at Florida	15/NR	75-62	W
F.6	*	OLE MISS	NR/NR	61-43	W
F.8	*	MISSISSIPPI STATE	NR/NR	90-59	W
F.13		NOTRE DAME	NR/NR	68-65	W
F.16	*	VANDERBILT	NR/NR	68-60	W
F.20	*	at Auburn	NR/17	60-61	L
F.22	4*	Alabama	NR/NR	75-55	W
F.27	*	TENNESSEE	NR/NR	63-65	L
M.5		PITTSBURGH	NR/NR	73-66	W
				1838-1642	

1 UK Invitation Tournament (Lexington, Ky.)
2 Freedom Hall (Louisville, Ky.)
3 Municipal Coliseum (Columbus, Ga.)
4 Garrett Coliseum (Montgomery, Ala.)

—Leading Scorers—

Billy Ray Lickert (6-3 Jr. f-G)	14.4
Don Mills (6-6 Sr. C-F)	12.7
Sid Cohen (6-1 Sr. G)	10.7
Bennie Coffman (6-0 Sr. G)	10.2
Ned Jennings (6-9 Jr. C)	8.8

1960-61 (19-9, 10-4 SEC)

UKIT Runner-Up; Ranked 18th UPI

Coach: Adolph Rupp

Captain: Dick Parsons

D.1		VMI		72-56	W
D.3		FLORIDA STATE		58-63	L
D.7	1	Notre Dame		68-62	W
D.13	2	North Carolina	20/5	70-65	W
D.17		at Temple	20/NR	58-66	L
D.21	3	ILLINOIS	NR/NR	83-78	W
D.22	3	SAINT LOUIS	NR/16	OT 72-74	L
D.31		MISSOURI	19/NR	81-69	W
J.2		MIAMI, OHIO	19/NR	70-58	W
J.7	*	GEORGIA TECH	NR/NR	89-79	W
J.9	*	at Vanderbilt	NR/NR	62-64	L
J.13	*	at LSU	NR/NR	59-73	L
J.14	*	at Tulane	NR/NR	70-72	L
J.21	*	TENNESSEE	NR/NR	83-54	W
J.30	*	at Georgia Tech	NR/NR	60-62	L
F.4	*	FLORIDA	NR/NR	89-68	W
F.7	*	GEORGIA	NR/NR	74-67	W
F.11	4*	Ole Miss	NR/NR	74-60	W
F.13	*	at Mississippi State	NR/NR	68-62	W
F.17		UCLA	NR/NR	77-76	W
F.21	*	VANDERBILT	NR/NR	60-59	W
F.25	*	ALABAMA	NR/NR	80-53	W
F.27	*	AUBURN	NR/NR	77-51	W
M.4	*	at Tennessee	NR/NR	68-61	W
M.9	5	Vanderbilt	NR/NR	88-67	W
M.11	6	Marquette	NR/NR	72-88	L
		NCAA Mideast Regional (Louisville, Ky.)			
M.17	1	Morehead State	NR/NR	71-64	W
M.18	1	Ohio State	NR/1	74-87	L
				2027-1858	

1 Freedom Hall (Louisville, Ky.)
2 Greensboro Coliseum (Greensboro, N.C.)
3 UK Invitation Tournament (Lexington, Ky.)
4 Municipal Auditorium (Jackson, Miss.)
5 SEC Playoff (Knoxville, Tenn.) To determine SEC representative in NCAA Tournament after champion Mississippi State declined bid.
6 Chicago Stadium (Chicago)

—Leading Scorers—

Billy Ray Lickert (6-3 Sr. F-G)	16.0
Roger Newman (6-4 Sr. F-G)	14.1
Larry Pursiful (6-1 Jr. G)	13.4
Ned Jennings (6-9 Sr. C)	11.5
Carroll Burchett (6-4 Jr. F-C)	5.1

1961-62 (23-3, 13-1 SEC)

SEC Co-Champions; UKIT Champions; Ranked 3rd AP, 3rd UPI

Coach: Adolph Rupp

Captain: Larry Pursiful

D.2		MIAMI, OHIO	NR/NR	93-61	W
D.4		SOUTHERN CAL	NR/4	77-79	L
D.11		SAINT LOUIS	NR/NR	86-77	W
D.16		BAYLOR	NR/NR	94-60	W
D.18		TEMPLE	NR/NR	78-55	W
D.22	1	TENNESSEE	NR/NR	96-69	W
D.23	1	KANSAS STATE	NR/4	80-67	W
D.27		YALE	6/NR	79-58	W
D.30	2	Notre Dame	6/NR	100-53	W
J.2		VIRGINIA	3/NR	93-73	W
J.6	*	GEORGIA TECH	3/NR	89-70	W
J.8	*	at Vanderbilt	3/NR	77-68	W
J.12	*	LSU	3/NR	84-63	W
J.15	*	at Tennessee	3/NR	95-82	W
J.29	*	at Georgia Tech	2/NR	71-62	W
J.31	3*	Georgia	2/NR	86-59	W
F.2	*	at Florida	2/NR	81-69	W
F.10	*	OLE MISS	2/NR	83-60	W
F.12	*	MISSISSIPPI STATE	2/9	44-49	L
F.19	*	VANDERBILT	2/NR	87-80	W
F.24	*	at Alabama	3/NR	73-65	W
F.26	*	at Auburn	3/NR	63-60	W
M.5	*	TULANE	4/NR	97-72	W
M.10	*	TENNESSEE	4/NR	90-59	W
		NCAA Mideast Regional (Iowa City, Iowa)			
M.16	4	Butler	3/NR	81-60	W
M.17	4	Ohio State	3/1	64-74	L
				2141-1704	

1 UK Invitation Tournament (Lexington, Ky.)
2 Freedom Hall (Louisville, Ky.)
3 Alexander Memorial Coliseum (Atlanta)
4 Iowa Fieldhouse (Iowa City, Iowa)

—Leading Scorers—

Cotton Nash (6-5 So. C-F)	23.4
Larry Pursiful (6-1 Sr. G)	19.1
Carroll Burchett (6-4 Sr. C-F)	11.2
Scotty Baesler (6-0 Jr. G)	10.9
Roy Roberts (6-4 Jr. F)	7.0

1962-63 (16-9, 8-6 SEC)

UKIT Champions

Coach: Adolph Rupp

Captain: Scotty Baesler

D.1		VIRGINIA TECH	3/NR	77-80	L
D.8		at Temple	9/NR	56-52	W
D.12		FLORIDA STATE	NR/NR	83-54	W
D.15		NORTHWESTERN	NR/NR	71-60	W
D.17		NORTH CAROLINA	NR/NR	66-68	L
D.21	1	IOWA	9/NR	94-69	W
D.22	1	WEST VIRGINIA	9/7	79-75	W
D.27		DARTMOUTH	5/NR	95-49	W
D.29	2	Notre Dame	5/NR	78-70	W
D.31		at Saint Louis	5/NR	63-87	L
J.5	*	GEORGIA TECH	6/NR	OT 85-86	L
J.7	*	at Vanderbilt	6/NR	106-82	W
J.11	*	at LSU	NR/NR	63-56	W
J.12	*	at Tulane	NR/NR	81-72	W
J.19	*	TENNESSEE	NR/NR	OT 69-78	L
J.26		XAVIER	NR/NR	90-76	W
J.28	*	at Georgia Tech	NR/7	62-66	L
J.31	*	GEORGIA	NR/NR	74-67	W
F.2	*	FLORIDA	NR/NR	94-71	W
F.9	3*	Ole Miss	NR/NR	75-69	W
F.11	*	at Mississippi State	NR/8	52-56	L
F.18	*	VANDERBILT	NR/NR	67-69	L
F.23	*	AUBURN	NR/9	78-59	W
F.25	*	ALABAMA	NR/NR	80-63	W
M.2	*	at Tennessee	NR/NR	55-63	L
				1893-1697	

1 UK Invitation Tournament (Lexington, Ky.)
2 Freedom Hall (Louisville, Ky.)
3 Municipal Auditorium (Jackson, Miss.)

—Leading Scorers—

Cotton Nash (6-5 Jr. F-C)	20.6
*Charles Ishmael (6-5 Jr. G)	11.1
Ted Deeken (6-3 Jr. F)	9.8
Scotty Baesler (6-0 Sr G)	9.7
Roy Roberts (6-4 Sr. F)	9.0

*Ineligible second semester

1963-64 (21-6, 11-3 SEC)

SEC Champions; UKIT Champions; Sugar Bowl Champions; Ranked 4th AP, 3rd UPI

Coach: Adolph Rupp

Co-Captains: Cotton Nash and Ted Deeken

N.30		VIRGINIA	9/NR	75-64	W
D.2		TEXAS TECH	9/NR	107-91	W
D.7		at Northwestern	9/NR	95-63	W
D.9		NORTH CAROLINA	9/NR	100-80	W
D.14		BAYLOR	5/NR	101-65	W
D.20	1	WISCONSIN	2/NR	108-85	W
D.21	1	WAKE FOREST (finals)	2/NR	98-75	W
D.28	2	Notre Dame	2/NR	101-81	W
D.30	3	at Loyola, La.	2/NR	86-64	W
D.31	3	Duke	1/9	81-79	W
J.4	*	at Georgia Tech	1/NR	67-76	L
J.6	*	at Vanderbilt	1/6	83-85	L
J.10	*	LSU	2/NR	103-84	W
J.11	*	TULANE	2/NR	105-63	W
J.18	*	TENNESSEE	4/NR	66-57	W
J.25	*	GEORGIA TECH	5/NR	79-62	W
F.1	*	at Florida	4/NR	77-72	W
F.3	*	at Georgia	4/NR	103-83	W
F.8	*	OLE MISS	3/NR	102-59	W
F.10	*	MISSISSIPPI STATE	3/NR	65-59	W

F.17	*	VANDERBILT	3/7	104-73	W
F.23	4*	Auburn	3/NR	99-79	W
F.24	*	at Alabama	3/NR	59-65	L
F.29	*	at Tennessee	2/NR	42-38	W
M.2		SAINT LOUIS	2/NR	60-67	L
		NCAA Mideast Regional (Minneapolis)			
M.13	5	Ohio University	4/NR	69-85	L
M.14	5	Loyola, Chi. (consolation)	4/8	91-100	L
				2326-1954	

1 UK Invitation Tournament (Lexington, Ky.)
2 Freedom Hall (Louisville, Ky.)
3 Sugar Bowl Classic (New Orleans)
4 Garrett Coliseum (Montgomery, Ala.)
5 Williams Arena (Minneapolis)

—Leading Scorers—

Cotton Nash (6-5 Sr. C-F)	24.0
Ted Deeken (6-3 Sr. F)	18.5
Larry Conley (6-3 So. F-C)	12.2
Terry Mobley (6-2 Jr. G)	9.4
Randy Embry (5-11 Jr. G)	7.2

1964-65 (15-10, 10-6 SEC)

UKIT Runner Up
Coach: Adolph Rupp
Captain: Randy Embry

D.4		IOWA	11/NR	85-77	W
D.7	1	North Carolina	11/13	67-82	L
D.9		IOWA STATE	9/NR	100-74	W
D.12		SYRACUSE	9/NR	110-77	W
D.18	2	WEST VIRGINIA	8/NR	102-78	W
D.19	2	ILLINOIS	2/7	86-91	L
D.22		at Saint Louis	NR/9	75-80	L
D.29	3	Notre Dame	NR/NR	97-111	L
J.2		DARTMOUTH	NR/NR	107-67	W
J.5	*	VANDERBILT	NR/NR	79-97	L
J.9	*	at LSU	NR/NR	79-66	W
J.11	*	at Tulane	NR/NR	102-72	W
J.16	*	at Tennessee	NR/NR	58-77	L
J.18	*	AUBURN	NR/NR	73-67	W
J.23	*	at Florida	NR/NR	68-84	L
J.25	*	at Georgia	NR/NR	102-82	W
J.30	*	FLORIDA	NR/NR	78-61	W
F.1	*	GEORGIA	NR/NR	96-64	W
F.6	*	OLE MISS	NR/NR	102-65	W
F.8	*	MISSISSIPPI STATE	NR/NR	74-56	W
F.16	*	at Vanderbilt	NR/NR	90-91	L
F.20	*	at Auburn	NR/NR	69-88	L
F.22	*	at Alabama	NR/NR	71-75	L
F.27	*	TENNESSEE	NR/NR	61-60	W
M.1	*	ALABAMA	NR/NR	78-72	W
				2109-1914	

1 Charlotte Coliseum (Charlotte, N.C.)
2 UK Invitation Tournament (Lexington, Ky.)
3 Freedom Hall (Louisville, Ky.)

—Leading Scorers—

Louie Dampier (6-0 So. G)	17.0
Pat Riley (6-4 So. F)	15.0
Tommy Kron (6-5 Jr. G-F)	12.3
John Adams (6-7 Sr. C)	11.8
Larry Conley (6-3 Jr. F)	11.6

1965-66 (27-2, 15-1 SEC)

National Runner-Up; SEC Champions; UKIT Champions; Ranked 1st in Polls
Coach: Adolph Rupp
Honorary Captain:

D.1		HARDIN-SIMMONS	NR/NR	83-55	W
D.4		at Virginia	NR/NR	99-73	W
D.8		at Illinois	NR/NR	86-68	W
D.11		NORTHWESTERN	NR/NR	86-75	W
D.17	1	AIR FORCE	NR/NR	78-58	W
D.18	1	INDIANA (finals)	NR/NR	91-56	W
D.22		at Texas Tech	10/NR	89-73	W
D.29	2	Notre Dame	5/NR	103-69	W
J.3		SAINT LOUIS	5/NR	80-70	W
J.8	*	at Florida	2/NR	78-64	W
J.10	*	at Georgia	2/NR	2OT 69-65	W
J.15	*	VANDERBILT	2/3	96-83	W
J.24	*	LSU	2/NR	111-85	W
J.29	*	AUBURN	2/NR	115-78	W
J.31	*	ALABAMA	2/NR	82-62	W
F.2	*	at Vanderbilt	2/3	105-90	W
F.5	*	GEORGIA	2/NR	74-50	W
F.7	*	FLORIDA	2/NR	85-75	W
F.12	*	at Auburn	1/NR	77-64	W
F.14	*	at Alabama	1/NR	90-87	W
F.19	*	at Mississippi State	1/NR	73-69	W
F.21	*	at Ole Miss	1/NR	108-65	W
F.26	*	TENNESSEE	1/NR	78-64	W
M.5	*	at Tennessee	1/NR	62-69	L
M.7	*	TULANE	1/NR	103-74	W
		NCAA Mideast Regional (Iowa City, Iowa)			
M.11	3	Dayton #	1/NR	86-79	W
M.12	3	Michigan	1/9	84-77	W
		NCAA Final Four (College Park, Md.)			
M.18	4	Duke	1/2	83-79	W
M.19	4	UTEP	1/3	65-72	L
				2519-2028	

1 UK Invitation Tournament (Lexington, Ky.)
2 Freedom Hall (Louisville, Ky.)
3 Iowa Fieldhouse (Iowa City, Iowa)
4 Cole Field House (College Park, Md.)
Rupp wins his 747th game to pass Phog Allen of Kansas.

—Leading Scorers—

Pat Riley (6-4 Jr. F)	22.0
Louie Dampier (6-0 Jr. G)	21.1
Thad Jaracz (6-5 So. C)	13.2
Larry Conley (6-3 Sr. F)	11.5
Tommy Kron (6-5 Sr. G)	10.2

International Universities Tournament (Tel Aviv, Israel)
(Not counted in won-loss record)

Aug.3	Warsaw University	67-58	W
Aug.4	Cambridge University	104-45	W
Aug.6	Salonika University	91-60	W
Aug.10	Istanbul University	82-36	W
Aug.11	Warsaw University	87-57	W

1966-67 (13-13, 8-10 SEC)

UKIT Champions
Coach: Adolph Rupp

D.3		VIRGINIA	3/NR	104-84	W
D.5		ILLINOIS	3/NR	OT 97-98	L
D.10		at Northwestern	3/NR	118-116	W
D.13		NORTH CAROLINA	4/6	55-64	L
D.17	*	FLORIDA	4/NR	75-78	L
D.22	1	OREGON STATE	NR/NR	96-66	W
D.23	1	KANSAS STATE	NR/NR	83-79	W
D.28		CORNELL	NR/NR	77-92	L
D.31	2	Notre Dame	NR/NR	96-85	W
J.5	*	VANDERBILT	NR/NR	OT 89-91	L
J.14	*	at Florida	NR/10	72-89	L
J.16	*	at Georgia	NR/NR	40-49	L
J.21	*	AUBURN	NR/NR	60-58	W
J.23	*	TENNESSEE	NR/NR	2OT 50-52	L
J.28	*	LSU	NR/NR	102-72	W
J.30	*	OLE MISS	NR/NR	96-53	W
F.4	*	at LSU	NR/NR	105-84	W
F.6	*	at Ole Miss	NR/NR	79-70	W
F.11	*	MISSISSIPPI STATE	NR/NR	OT 72-77	L
F.13	*	at Tennessee	NR/NR	57-76	L
F.18	*	at Mississippi State #	NR/NR	103-74	W
F.20	*	GEORGIA	NR/NR	101-76	W
F.25	*	at Alabama	NR/NR	71-81	L
F.27	*	at Auburn	NR/NR	49-60	L
M.4	*	at Vanderbilt	NR/NR	94-110	L
M.6	*	ALABAMA	NR/NR	110-78	W
				2151-2012	

1 UK Invitation Tournament (Lexington, Ky.)
2 Freedom Hall (Louisville, Ky.)
Rupp passes Western Kentucky's E.A. Diddle to become the all-time winningest coach with 760 victories.

—Leading Scorers—

Louie Dampier (6-0 Sr. G)	20.6
Pat Riley (6-4 So. F)	17.4
Thad Jaracz (6-5 Jr. C-F)	11.3
Cliff Berger (6-8 Jr. C)	11.3
Phil Argento (6-0 So. G)	5.2

1967-68 (22-5, 15-3 SEC)

SEC Champions; UKIT Champions; Ranked 4th in Polls
Coach: Adolph Rupp
Captain: Thad Jaracz

D.2		at Michigan	NR/NR	96-79	W
D.4	*	FLORIDA	NR/NR	99-76	W
D.6		XAVIER	9/NR	111-76	W
D.9		PENNSYLVANIA	9/NR	64-49	W
D.12	1	North Carolina	4/NR	77-84	L
D.22	2	DAYTON	7/NR	88-85	W
D.23	2	SOUTH CAROLINA	7/NR	76-66	W
D.30	3	Notre Dame	6/NR	81-73	W
J.6	*	at Vanderbilt	5/NR	94-78	W
J.8	*	at Alabama	5/NR	84-76	W
J.13	*	at Florida	4/NR	78-96	L
J.15	*	GEORGIA	4/NR	104-73	W
J.20	*	at Auburn	8/NR	73-74	L
J.22	*	at Tennessee	8/NR	59-87	L
J.27	*	at LSU	9/NR	121-95	W
J.29	*	at Ole Miss	9/NR	85-76	W
F.3	*	LSU	10/NR	109-96	W
F.5	*	OLE MISS	10/NR	78-62	W
F.10	*	at Mississippi State	8/NR	92-84	W
F.12	*	TENNESSEE	8/NR	60-59	W
F.17	*	MISSISSIPPI STATE	8/NR	107-81	W
F.19	*	at Georgia	8/NR	106-87	W
F.24	*	ALABAMA	5/NR	96-83	W
F.26	*	AUBURN	5/NR	89-57	W
M.2	*	VANDERBILT	5/NR	85-80	W
		NCAA Mideast Regional (Lexington, Ky.)			
M.15		MARQUETTE	5/NR	107-89	W
M.16		OHIO STATE	5/NR	81-82	L
				2400-2103	

1 Greensboro Coliseum (Greensboro, N.C.)
2 UK Invitation Tournament (Lexington, Ky.)
3 Freedom Hall (Louisville, Ky.)

—Leading Scorers—

Mike Casey (6-4 So. G)	20.1
Dan Issel (6-8 So. C)	16.4
Mike Pratt (6-4 So. F)	14.1
Phil Argento (6-2 Jr. G)	12.3
Thad Jaracz (6-5 Sr. F)	11.3

1968-69 (23-5, 16-2 SEC)

SEC Champions; UKIT Champions; Ranked 7th in Polls
Coach: Adolph Rupp
Captain: Phil Argento

N.30		XAVIER	3/NR	115-77	W
D.2		at Miami, Ohio	3/NR	86-77	W
D.7		NORTH CAROLINA	3/NR	77-87	L
D.14		at Pennsylvania	4/NR	102-78	W
D.20	1	MICHIGAN	4/NR	112-104	W
D.21	1	ARMY	4/NR	80-65	W
D.28	2	Notre Dame	4/NR	110-90	W
D.31	3	Wisconsin	4/NR	65-69	L
J.4	*	at Ole Miss	3/NR	69-59	W
J.6	*	at Mississippi State	3/NR	91-72	W
J.11	*	FLORIDA	7/NR	88-67	W
J.13	*	GEORGIA	7/NR	88-68	W
J.18	*	at Tennessee	5/NR	69-66	W
J.25	*	at LSU	5/NR	108-96	W
J.27	*	at Alabama	5/NR	OT 83-70	W
F.1	*	VANDERBILT	5/NR	103-89	W
F.3	*	AUBURN	5/NR	105-93	W
F.8	*	OLE MISS	4/NR	104-68	W
F.10	*	MISSISSIPPI STATE	4/NR	91-69	W
F.15	*	at Florida	4/NR	81-82	L
F.17	*	at Georgia	4/NR	85-77	W
F.22	*	LSU	6/NR	103-89	W
F.24	*	ALABAMA	6/NR	108-79	W
M.1	*	at Vanderbilt	6/NR	99-101	L
M.3	*	at Auburn	6/NR	90-86	W
M.8	*	TENNESSEE	7/NR	84-69	W
		NCAA Mideast Regional (Madison, Wis.)			
M.13	4	Marquette	7/14	74-81	L
M.15	4	Miami, Ohio (consolation)	7/NR	72-71	W
				2542-2199	

1 UK Invitation Tournament (Lexington, Ky.)
2 Freedom Hall (Louisville, Ky.)
3 Chicago Stadium (Chicago)
4 Wisconsin Field House (Madison, Wisc.)

—Leading Scorers—

Dan Issel (6-8 Jr. C)	26.6
Mike Casey (6-4 Jr. G)	19.1
Mike Pratt (6-4 Jr. F)	16.9
Phil Argento (6-2 Sr. G)	10.0
Larry Steele (6-5 So. F)	8.6

1969-70 (26-2, 17-1 SEC)

SEC Champions; UKIT Champions; Ranked 1st AP, 1st UPI
Coach: Adolph Rupp
Co-Captains: Dan Issel and Mike Pratt

D.1		WEST VIRGINIA	2/NR	106-87	W
D.6		KANSAS	2/NR	115-85	W
D.8	1	North Carolina	2/7	94-87	W
D.13		INDIANA	1/NR	109-92	W
D.19	2	NAVY	1/NR	73-59	W
D.20	2	DUKE	1/NR	98-76	W
D.27	3	Notre Dame	1/11	102-100	W
D.29		MIAMI, OHIO	1/NR	80-58	W
J.3	*	OLE MISS	1/NR	95-73	W
J.5	*	MISSISSIPPI STATE	1/NR	111-76	W
J.10	*	at Florida	2/NR	88-69	W
J.12	*	at Georgia	2/NR	72-71	W
J.17	*	TENNESSEE	2/NR	68-52	W
J.24	*	LSU	2/NR	109-96	W
J.26	*	ALABAMA	2/NR	86-71	W
J.31	*	at Vanderbilt	2/NR	81-89	L
F.2	*	at Auburn	2/NR	84-83	W
F.7	*	at Ole Miss	3/NR	120-85	W
F.9	*	at Mississippi State	3/NR	86-57	W
F.14	*	FLORIDA	3/NR	110-66	W
F.16	*	GEORGIA	3/20	116-86	W
F.21	*	at LSU	2/NR	121-105	W
F.23	*	at Alabama	2/NR	98-89	W
F.28	*	VANDERBILT	1/NR	90-86	W
M.2	*	AUBURN	1/NR	102-81	W
M.7	*	at Tennessee	2/NR	86-69	W
		NCAA Mideast Regional (Columbus, Ohio)			
M.12	4	Notre Dame	1/9	109-99	W
M.14	4	Jacksonville	1/4	100-106	L
				2709-2253	

1 Charlotte Coliseum (Charlotte, N.C.)
2 UK Invitation Tournament (Lexington, Ky.)
3 Freedom Hall (Louisville, Ky.)
4 St. John Arena (Columbus, Ohio)

—Leading Scorers—

Dan Issel (6-8 Sr. C)	33.9
Mike Pratt (6-4 Sr. F)	19.3
Tom Parker (6-6 So. F)	10.4
Larry Steele (6-5 Jr. F)	8.8
Terry Mills (6-2 Jr. G)	8.1

1970-71 (22-6, 16-2 SEC)

SEC Champions; UKIT Runner Up; Ranked 8th AP; 8th UPI
Coach: Adolph Rupp
Honorary Co-Captains: Mike Casey and Larry Steele

D.1		at Northwestern	3/NR	115-100	W
D.5		MICHIGAN	3/NR	104-93	W
D.7		at West Virginia	3/NR	106-100	W
D.12		at Indiana	5/11	OT 95-93	W
D.18	1	DePAUL	3/NR	106-85	W
D.19	1	PURDUE (finals)	3/NR	83-89	L
D.22		OREGON STATE	7/NR	84-78	W
D.29	2	Notre Dame	8/NR	92-99	L
J.2	*	at Ole Miss	8/NR	103-95	W
J.4	*	at Mississippi State	8/NR	79-71	W
J.9	*	FLORIDA	11/NR	101-75	W
J.11	*	GEORGIA	11/NR	79-66	W
J.16	*	at Tennessee	10/NR	71-75	L
J.23	*	at LSU	12/NR	82-79	W
J.25	*	at Alabama	12/NR	86-73	W
J.30	*	VANDERBILT	11/NR	102-92	W
F.1	*	AUBURN	11/NR	114-76	W
F.6	*	OLE MISS	8/NR	121-86	W
F.8	*	MISSISSIPPI STATE	8/NR	102-83	W
F.13	*	at Florida	8/NR	65-74	L
F.15	*	at Georgia	8/NR	107-95	W
F.20	*	LSU	12/NR	110-73	W
F.22	*	ALABAMA	12/NR	101-74	W
F.27	*	at Vanderbilt	10/NR	119-90	W
M.1	*	at Auburn	10/NR	102-83	W
M.6	*	TENNESSEE	8/NR	84-78	W
		NCAA Mideast Regional (Athens, Ga.)			
M.18	3	Western Kentucky	8/NR	83-107	L
M.20	3	Marquette (consolation)	8/7	74-91	L
				2670-2373	

1 UK Invitation Tournament (Lexington, Ky.)
2 Freedom Hall (Louisville, Ky.)
3 Stegeman Coliseum (Athens, Ga.)

—Leading Scorers—

Tom Parker (6-7 Jr. F)	17.6
Mike Casey (6-4 Sr. G)	17.0
Tom Payne (7-2 So. C)	16.9
Kent Hollenbeck (6-4 Jr. G)	14.0
Larry Steele (6-5 Sr. F)	13.1

1971-72 (21-7, 14-4 SEC)

SEC Champions; UKIT Champions; Ranked 18th AP, 14th UPI
Coach: Adolph Rupp

Honorary Co-Captains: Stan Key and Tom Parker

D.1		NORTHWESTERN	10/NR	94-85	W
D.4		at Kansas	10/14	79-69	W
D.6		at Kansas State	10/NR	71-64	W
D.11	1	Indiana	7/NR	2OT 89-90	L
D.13		MICHIGAN STATE	7/NR	85-91	L
D.17	2	MISSOURI	7/NR	83-79	W
D.18	2	PRINCETON	7/18	96-82	W
D.28	1	Notre Dame	12/NR	83-67	W
J.8	*	OLE MISS	19/NR	93-82	W
J.10	*	MISSISSIPPI STATE	19/NR	104-76	W
J.15	*	at Florida	NR/NR	70-72	L
J.17	*	at Georgia	NR/NR	73-85	L
J.22	*	TENNESSEE	NR/19	72-70	W
J.24	*	VANDERBILT	NR/NR	106-80	W
J.29	*	LSU	NR/NR	89-71	W
J.31	*	ALABAMA	NR/NR	77-74	W
F.5	*	at Vanderbilt	NR/NR	OT 85-80	W
F.7	*	at Auburn	NR/NR	78-72	W
F.12	*	at Ole Miss	NR/NR	90-82	W
F.14	*	at Mississippi State	NR/NR	63-55	W
F.19	*	FLORIDA	17/NR	95-68	W
F.21	*	GEORGIA	17/NR	87-63	W
F.26	*	at LSU	18/NR	71-88	L
F.28	*	at Alabama	18/NR	70-73	L
M.6	*	AUBURN	NR/NR	102-67	W
M.9	*	at Tennessee	NR/NR	67-66	W
		NCAA Mideast Regional (Dayton, Ohio)			
M.16	3	Marquette	18/7	85-69	W
M.18	3	Florida State	18/10	54-73	L
				2311-2093	

Earned NCAA bid by beating Tennessee twice.
1 Freedom Hall (Louisville, Ky.)
2 UK Invitation Tournament (Lexington, Ky.)
3 University of Dayton Arena (Dayton, Ohio)

—Leading Scorers—

Jim Andrews (6-11 Jr. C)	21.5
Tom Parker (6-7 Sr. F)	18.0
Ronnie Lyons (5-10 So. G)	13.2
Stan Key (6-3 Sr. G)	12.5
Larry Stamper (6-6 Jr. F)	10.3

JOE B. HALL ERA (1973-85)

1972-73 (20-8, 14-4 SEC)

SEC Champions; UKIT Champions; Ranked 17th AP, 15th UPI
Coach: Joe B. Hall
Honorary Captain: Jim Andrews

D.2		at Michigan State	13/NR	75-66	W
D.4		IOWA	13/NR	66-79	L
D.9		at Indiana	8/NR	58-64	L
D.11	1	North Carolina	8/13	70-78	L
D.15	2	NEBRASKA	NR/NR	85-60	W
D.16	2	OREGON	NR/NR	95-68	W
D.23		KANSAS	NR/NR	77-71	W
D.30	1	Notre Dame	NR/NR	65-63	W
J.6	*	at Ole Miss	NR/NR	58-61	L
J.8	*	at Mississippi State	NR/NR	90-81	W
J.13	*	FLORIDA	NR/NR	95-65	W
J.15	*	GEORGIA	NR/NR	89-68	W
J.20	*	at Tennessee	NR/NR	64-65	L
J.22	*	at Vanderbilt	NR/18	75-76	L
J.27	*	at LSU	NR/NR	86-71	W
J.29	*	at Alabama	NR/9	95-93	W
F.3	*	VANDERBILT	NR/NR	76-83	L
F.5	*	AUBURN	NR/NR	88-57	W
F.10	*	OLE MISS	NR/NR	88-70	W
F.12	*	MISSISSIPPI STATE	NR/NR	OT 100-87	W
F.17	*	at Florida	NR/NR	94-83	W
F.19	*	at Georgia	NR/NR	99-86	W
F.24	*	LSU	NR/NR	94-76	W
F.26	*	ALABAMA	NR/18	111-95	W
M.3	*	at Auburn	NR/NR	91-79	W
M.8	*	TENNESSEE	19/NR	86-81	W
		NCAA Mideast Regional (Nashville, Tenn.)			
M.15	3	Austin Peay	17/19	OT 106-100	W
M.17	3	Indiana	17/6	65-72	L
				2341-2098	

1 Freedom Hall (Louisville, Ky.)
2 UK Invitation Tournament (Lexington, Ky.)
3 Memorial Gymnasium (Nashville, Tenn.)

—Leading Scorers—

Jim Andrews (6-11 Sr. C)	20.1
Kevin Grevey (6-5 So. F)	18.7
Jimmy Dan Conner (6-4 So. G-F)	11.2
Ronnie Lyons (5-10 Jr. G)	9.2
Mike Flynn (6-3 So. G)	9.1

1973-74 (13-13, 9-9 SEC)

UKIT Champions
Coach: Joe B. Hall
Captain: Ronnie Lyons

D.1		MIAMI, OHIO	10/NR	81-68	W
D.3		at Kansas	10/13	63-71	L
D.8	1	Indiana	10/3	68-77	L
D.10	2	North Carolina	10/5	84-101	L
D.14		at Iowa	NR/NR	88-80	W
D.21	3	DARTMOUTH	NR/NR	102-77	W
D.22	3	STANFORD	NR/NR	78-77	W
D.29	1	Notre Dame	NR/3	79-94	L
J.5	*	at LSU	NR/NR	84-95	L
J.7	*	GEORGIA	NR/NR	80-74	W
J.12	*	AUBURN	NR/NR	79-58	W
J.14	*	at Tennessee	NR/NR	54-67	L
J.19	*	OLE MISS	NR/NR	93-64	W
J.21	*	at Alabama	NR/10	77-81	L
J.26	*	at Florida	NR/NR	91-82	W
J.28	*	VANDERBILT	NR/7	65-82	L
F.2	*	at Mississippi State	NR/NR	82-70	W
F.4	*	LSU	NR/NR	73-70	W
F.9	*	at Georgia	NR/NR	86-72	W
F.11	*	at Auburn	NR/NR	OT 97-99	L
F.16	*	TENNESSEE	NR/NR	61-58	W
F.18	*	at Ole Miss	NR/NR	60-61	L
F.23	*	ALABAMA	NR/8	71-94	L
F.25	*	FLORIDA	NR/NR	65-75	L
M.2	*	at Vanderbilt	NR/6	69-71	L
M.4	*	MISSISSIPPI STATE	NR/NR	108-69	W
				2038-1987	

1 Freedom Hall (Louisville, Ky.)
2 Greensboro Coliseum (Greensboro, N.C.)
3 UK Invitation Tournament (Lexington, Ky.)

—Leading Scorers—

Kevin Grevey (6-5 Jr. F)	21.9
Bob Guyette (6-9 Jr. C)	12.7
Jimmy Dan Conner (6-4 Jr. F-G)	12.0
Mike Flynn (6-3 Jr. G)	11.5
Ronnie Lyons (5-10 Sr. G)	7.8

1974 Australian Exhibition Tour
(Not counted in won-lost record)

May13	Tahitian National Team	116-62	W
May17	Australia	87-97	L
May18	Newcastle	90-78	W
May19	N.S.W. All Stars	123-67	W
May21	Illawaarra Hawks	115-57	W
May22	N.S.W. All Stars	106-50	W
May23	A.C.T.	96-69	W
May25	Bulleen Heidelberg	88-83	W
May26	St. Kilda Business House	80-67	W
May27	Nunawading	99-82	W
May28	Melbourne	79-86	L
May30	Gippsland All Stars	127-74	W
May31	Bulleen Heidelberg	72-71	W
Jun1	Laker All Stars	111-83	W
Jun3	South Australian All Stars	109-86	W
Jan4	South Australian All Stars	110-81	W
Jun5	South Australian All Stars	111-84	W
Jun6	Coburg	108-82	W
Jun7	St. Kilda Business House	96-85	W
		1923-1454	

1974-75 (26-5, 15-3 SEC)

National Runner-Up; SEC Co-Champions; UKIT Champions; Ranked 2nd AP, 4th UPI
Coach: Joe B. Hall
Captain: Jimmy Dan Conner

N.30		NORTHWESTERN	16/NR	97-70	W
D.2		at Miami, Ohio	16/NR	80-73	W
D.7		at Indiana	15/3	74-98	L
D.9	1	North Carolina	15/9	90-78	W
D.20	2	WASHINGTON STATE	20/NR	97-75	W
D.21	2	OKLAHOMA STATE	20/NR	90-65	W
D.23	1	Kansas	20/18	100-63	W
D.28	1	Notre Dame	17/13	113-96	W
J.4	*	LSU	9/NR	115-80	W
J.6	*	at Georgia	9/NR	96-77	W
J.11	*	at Auburn	7/NR	85-90	L
J.13	*	TENNESSEE	7/18	88-82	W
J.18	*	at Ole Miss	10/NR	85-82	W
J.20	*	ALABAMA	10/7	74-69	W
J.25	*	FLORIDA	11/NR	87-65	W
J.27	*	at Vanderbilt	11/NR	91-90	W
F.1	*	MISSISSIPPI STATE	5/NR	112-79	W
F.3	*	at LSU	5/NR	77-76	W
F.8	*	GEORGIA	5/NR	75-61	W
F.10	*	AUBURN	5/NR	119-76	W
F.15	*	at Tennessee	4/NR	98-103	L
F.17	*	OLE MISS	4/NR	108-89	W
F.22	*	at Alabama	7/5	84-79	W
F.24	*	at Florida	7/NR	58-66	L
M.1	*	VANDERBILT	4/NR	109-84	W
M.8	*	at Mississippi State	6/NR	118-80	W
		NCAA First Round (Tuscaloosa, Ala.)			
M.15	3	Marquette	6/5	76-54	W
		NCAA Mideast Regional (Dayton, Ohio)			
M.20	4	Central Michigan	5/NR	90-73	W
M.22	4	Indiana	5/3	92-90	W
		NCAA Final Four (San Diego)			
M.29	5	Syracuse	2/6	95-79	W
M.31	5	UCLA	2/1	85-92	L
				2858-2434	

1 Freedom Hall (Louisville, Ky.)
2 UK Invitation Tournament (Lexington, Ky.)
3 Coleman Coliseum (Tuscaloosa, Ala.)
4 University of Dayton Arena (Dayton, Ohio)
5 San Diego Sports Arena (San Diego)

—Leading Scorers—

Kevin Grevey (6-5 Sr. F)	23.6
Jimmy Dan Conner (6-4 Sr. G)	12.4
Rick Robey (6-10 Fr. C)	10.4
Jack Givens (6-4 Fr. F)	9.4
Mike Flynn (6-3 Sr. G)	9.0
Bob Guyette (6-9 Sr. F)	8.6

1975-76 (20-10, 11-7 SEC)

NIT Champions; UKIT Champions
Coach: Joe B. Hall
Captain: Jack Givens

D.1		at Northwestern	6/NR	77-89	L
D.8	1	North Carolina	7/4	77-90	L
D.10		MIAMI, OHIO	14/NR	91-69	W
D.13		at Kansas	14/NR	54-48	W
D.15	2	Indiana	14/1	OT 68-77	L
D.19	3	GEORGIA TECH	20/NR	66-64	W
D.20	3	OREGON STATE	20/NR	82-74	W
D.30	2	Notre Dame	NR/5	79-77	W
J.3	*	at Mississippi State	NR/NR	73-77	L
J.5	*	at Alabama	NR/8	63-76	L
J.10	*	TENNESSEE	NR/9	OT 88-90	L
J.12	*	GEORGIA	NR/NR	92-76	W
J.17	*	VANDERBILT	NR/NR	77-76	W
J.24	*	at Florida	NR/NR	89-82	W
J.26	*	at Auburn	NR/NR	OT 84-91	L
J.31	*	OLE MISS	NR/NR	89-81	W
F.2	*	LSU	NR/NR	85-71	W
F.7	*	at Tennessee	NR/8	85-92	L
F.9	*	at Georgia	NR/NR	81-86	L
F.14	*	at Vanderbilt	NR/NR	65-69	L
F.21	*	FLORIDA	NR/NR	96-89	W
F.23	*	AUBURN	NR/NR	93-82	W
F.28	*	at Ole Miss	NR/NR	94-87	W
M.1	*	at LSU	NR/NR	85-70	W
M.6	*	ALABAMA	NR/16	90-85	W
M.8	*	MISSISSIPPI STATE	NR/NR	OT 94-93	W
		NIT (New York)			
M.13	4	Niagara	NR/NR	67-61	W
M.16	4	Kansas State	NR/NR	81-78	W
M.18	4	Providence	NR/NR	79-78	W
M.21	4	Charlotte	NR/17	71-67	W
				2415-2345	

1 Charlotte Coliseum (Charlotte, N.C.)
2 Freedom Hall (Louisville, Ky.)
3 UK Invitation Tournament (Lexington, Ky.)
4 Madison Square Garden (New York)

—Leading Scorers—

Jack Givens (6-4 So. F)	20.1
Mike Phillips (6-10 So. C)	15.6
Larry Johnson (6-2 Jr. G)	11.2
James Lee (6-5 So. F)	9.3
Rick Robey (6-10 So. C-F)*	15.6
Reggie Warford (6-1 Sr. G)	6.5

*Played in 12 games.

RUPP ARENA ERA (1976-PRESENT)

1976-77 (26-4, 16-2 SEC)

SEC Co-Champions; Ranked 6th AP, 5th UPI
Coach: Joe B. Hall
Captains: Larry Johnson and Merion Haskins

N.27		WISCONSIN	6/NR	72-64	W
D.2		TCU	5/NR	103-53	W
D.6		at Indiana	5/4	66-51	W
D.11		KANSAS	4/NR	90-63	W
D.13		at South Carolina	4/NR	98-67	W
D.17	1	BOWLING GREEN	3/NR	77-59	W
D.18	1	UTAH	3/NR	68-70	L
D.30	2	Notre Dame	6/2	102-76	W
J.3	*	GEORGIA	6/NR	OT 64-59	W
J.8	*	at Vanderbilt	3/NR	64-62	W
J.12	*	TENNESSEE	2/NR	OT 67-71	L
J.15	*	at Auburn	2/NR	75-68	W
J.17	*	at Florida	2/NR	73-71	W
J.22	*	LSU	6/NR	87-72	W
J.24	*	OLE MISS	6/NR	100-73	W
J.29	*	at Alabama	6/3	87-85	W
J.31	*	at Mississippi State	6/NR	92-85	W
F.5	*	VANDERBILT	3/NR	113-73	W
F.7	2	Florida State	3/NR	97-57	W
F.12	*	AUBURN	3/NR	89-82	W
F.14	*	FLORIDA	3/NR	104-78	W
F.19	*	at LSU	2/NR	90-76	W
F.21	*	at Ole Miss	2/NR	81-69	W
F.26	*	ALABAMA	2/8	85-70	W
F.28	*	MISSISSIPPI STATE	2/NR	77-64	W
M.5	*	at Tennessee	2/11	79-81	L
M.7	*	at Georgia	2/NR	72-54	W
		NCAA First Round (Philadelphia)			
M.12	3	Princeton	6/NR	72-58	W
		NCAA East Regional (College Park, Md.)			
M.17	4	VMI	3/20	93-78	W
M.19	4	North Carolina	3/5	72-79	L
				2509-2070	

1 UK Invitation Tournament (Lexington, Ky.)
2 Freedom Hall (Louisville, Ky.)
3 Palestra (Philadelphia)
4 Cole Field House (College Park, Md.)

—Leading Scorers—

Jack Givens (6-4 Jr. F)	18.9
Rick Robey (6-10 Jr. F)	14.2
Mike Phillips (6-10 Jr. C)	12.2
Larry Johnson (6-3 Sr. G)	10.7
James Lee (6-5 Jr. F)	9.8
Jay Shidler (6-1 Fr. G)	7.8
Truman Claytor (6-1 So. G)	6.6

1977-78 (30-2, 16-2 SEC)

National Champions; SEC Champions; UKIT Champions; Ranked 1st AP, 1st UPI
Coach: Joe B. Hall
Captains: Jack Givens and Rick Robey

N.26		SMU	2/NR	110-86	W
D.5		INDIANA	1/NR	78-64	W
D.10		at Kansas	1/19	73-66	W
D.12		SOUTH CAROLINA	1/NR	84-65	W
D.16	1	PORTLAND STATE	1/NR	114-88	W
D.17	1	ST. JOHN'S	1/NR	102-72	W
D.23		IONA	1/NR	104-65	W
D.31	2	Notre Dame	1/4	73-68	W
J.2	*	VANDERBILT	1/NR	72-59	W
J.7	*	at Florida	1/NR	86-67	W
J.9	*	at Auburn	1/NR	101-77	W
J.14	*	LSU	1/NR	96-76	W
J.16	*	OLE MISS	1/NR	76-56	W
J.21	*	at Mississippi State	1/NR	75-65	W
J.23	*	at Alabama	1/NR	62-78	L
J.30	*	GEORGIA	1/NR	90-73	W
F.4	*	FLORIDA	1/NR	88-61	W
F.6	*	AUBURN	1/NR	104-81	W
F.11	*	at LSU	1/NR	OT 94-95	L
F.13	*	at Ole Miss	1/NR	64-52	W
F.15	*	TENNESSEE	3/NR	90-77	W
F.18	*	MISSISSIPPI STATE	3/NR	58-56	W
F.20	*	ALABAMA	3/NR	97-84	W
F.25	*	at Tennessee	2/NR	68-57	W
F.27	*	at Georgia	2/NR	78-67	W
M.4		UNLV	1/NR	92-70	W
M.6	*	at Vanderbilt	1/NR	78-88	W

NCAA First Round (Knoxville, Tenn.)

M.11	3	Florida State	1/13	85-76	W

NCAA Mideast Regional (Dayton, Ohio)

M.16	4	Miami, Ohio	1/19	91-69	W
M.18	4	Michigan State	1/4	52-49	W

NCAA Final Four (St. Louis)

M.25	5	Arkansas	1/5	64-59	W
M.27	5	Duke	1/7	94-88	W
				2693-2234	

1 UK Invitation Tournament (Lexington, Ky.)
2 Freedom Hall (Louisville, Ky.)
3 Stokely Center (Knoxvile, Tenn.)
4 University of Dayton Arena (Dayton, Ohio)
5 Checkerdome (St. Louis)

—Leading Scorers—

Jack Givens (6-4 Sr. F)	18.1
Rick Robey (6-10 Sr. F)	14.4
Kyle Macy (6-3 So. G)	12.5
James Lee (6-5 Sr. F)	11.3
Mike Phillips (6-10 Sr. C)	10.2
Truman Claytor (6-1 Jr. G)	6.9

1978 Japan Exhibition Tour
(Not counted in win-loss record)

Jun13	Japan National (at Tokyo)	104-71	W	
Jun15	Japan National (at Niigata)	102-89	W	
Jun18	Japan National (at Nagoya)			97-59W
Jun19	Japan National (at Osaka)	87-82	W	
Jun20	Japan National (at Fukuoka)			88-61W
Jun22	Japan National (at Nagasaki)	122-79	W	
Jun24	Japan National (at Tokyo)	125-57	W	
		705-498		

1978-79 (19-12, 10-8 SEC)

Coach: Joe B. Hall
Captains: Dwane Casey and Truman Claytor

D.2		LASALLE	10/NR	109-77	W
D.4		WEST TEXAS	10/NR	121-67	W
D.9		KANSAS	10/5	OT 67-66	W
D.16		at Indiana	6/NR	OT 67-68	L
D.22	1	TEXAS A&M	11/17	69-73	L
D.23	1	SYRACUSE	11/8	94-87	W
D.30	2	Notre Dame	13/2	81-76	W
J.3	*	at Florida	9/NR	65-76	L
J.6	*	LSU	9/7	89-93	L
J.8	*	OLE MISS	9/NR	90-64	W
J.13	*	at Alabama	17/NR	52-55	L
J.15	*	at Mississippi State	17/NR	61-63	L
J.20	*	TENNESSEE	NR/NR	55-66	L
J.22	*	GEORGIA	NR/NR	73-64	W
J.25	*	at Auburn	NR/NR	OT 86-83	W
J.27	*	FLORIDA	NR/NR	87-81	W
J.29	*	AUBURN	NR/NR	66-59	W
F.3	*	at LSU	NR/9	61-70	L
F.5	*	at Ole Miss	NR/NR	87-82	W
F.7	*	at Vanderbilt	NR/17	58-68	L
F.10	*	ALABAMA	NR/16	80-71	W
F.12	*	MISSISSIPPI STATE	NR/NR	80-65	W
F.17	*	at Tennessee	NR/NR	84-101	L
F.19	*	at Georgia	NR/NR	90-74	W
F.23	*	VANDERBILT	NR/NR	96-70	W
F.25		at South Carolina	NR/19	79-74	W
		SEC Tournament (Birmingham, Ala)			
F.28	3	Ole Miss	NR/NR	82-77	W
M.1	3	Alabama	NR/NR	101-100	W
M.2	3	LSU	NR/8	80-67	W
M.3	3	Tennessee	NR/NR	OT 69-75	L
		NIT (Lexington, Ky.)			
M.7		Clemson	NR/NR	OT 67-68	L
				2446-2280	

1 UK Invitation Tournament (Lexington, Ky.)
2 Freedom Hall (Louisville, Ky.)
3 Birmingham-Jefferson Civic Center (Birmingham, Ala.)

—Leading Scorers—

Kyle Macy (6-3 Jr. G)	15.2
Dwight Anderson (6-3 Fr. G)	13.3
LaVon Williams (6-6 So. F)	11.5
Fred Cowan (6-8 So. C-F)	9.4
Truman Claytor (6-1 Sr. G)	8.7

1979-80 (29-6, 15-3 SEC)

SEC Champions; UKIT Champions; Great Alaska Shootout Champions;
Ranked 4th AP, 3rd UPI
Coach: Joe B. Hall
Captain: Kyle Macy

N.17	1	Duke	2/3	OT 76-82	L
N.30	2	Bradley	2/NR	79-58	W
D.1	2	Alaska	2/NR	97-68	W
D.2	2	Iona	2/NR	57-50	W
D.8		BAYLOR	5/NR	80-46	W
D.10		SOUTH CAROLINA	5/NR	126-81	W
D.12		at Kansas	5/NR	57-56	W
D.15		INDIANA	5/1	69-58	W
D.17	3*	Georgia	5/NR	95-69	W
D.21	4	CALIFORNIA	3/NR	78-52	W
D.22	4	PURDUE	3/9	61-60	W
D.29	5	Notre Dame	2/3	86-80	W
J.2	*	AUBURN	2/NR	67-65	W
J.5	*	at Tennessee	2/NR	47-49	L
J.9	*	at Ole Miss	4/NR	79-73	W
J.12	*	ALABAMA	4/NR	64-78	L
J.17	*	at Florida	6/NR	76-63	W
J.19	*	VANDERBILT	6/NR	106-90	W
J.23	*	at Mississippi State	5/NR	89-67	W
J.26	*	GEORGIA	5/NR	56-49	W
J.28	*	LSU	5/11	60-65	L
J.30	*	at Auburn	3/NR	64-62	W
F.2	*	TENNESSEE	3/NR	83-75	W
F.6	*	OLE MISS	6/NR	86-72	W
F.9	*	at Alabama	6/NR	72-63	W
F.13	*	FLORIDA	5/NR	95-70	W
F.15	*	at Vanderbilt	5/NR	91-73	W
F.17		at UNLV	5/NR	74-89	W
F.20	*	MISSISSIPPI STATE	3/NR	71-65	W
F.24	*	at LSU	3/5	OT 76-74	W
		SEC Tournament (Birmingham, Ala.)			
F.28	6	Auburn	2/NR	69-61	W
F.29	6	Ole Miss	2/NR	70-67	W
M.1	6	LSU	2/5	78-80	L
		NCAA Second Round (Bowling Green, Ky.)			
M.8	7	Florida State	4/NR	97-78	W
		NCAA Mideast Regional (Lexington, Ky.)			
M.13		Duke	4/14	54-55	L
				2685-2323	

1 Hall of Fame Classic (Springfield, Mass.)
2 Great Alaskan Shootout (Anchorage, Alaska)
3 Omni (Atlanta)
4 UK Invitation Tournament (Lexington, Ky.)
5 Freedom Hall (Louisville, Ky.)
6 Birmingham-Jefferson Civic Center (Birmingham, Ala.)
7 Diddle Arena (Bowling Green, Ky.)

—Leading Scorers—

Kyle Macy (6-3 Sr. G)	15.4
Sam Bowie (7-1 Fr. C)	12.9
Fred Cowan (6-8 Jr. F)	12.5
LaVon Williams (6-7 Sr. F)	7.5
Jay Shidler (6-1 Sr. G)	6.2

1980-81 (22-6, 15-3 SEC)

UKIT Champions; Ranked 8th AP, 8th UPI
Coach: Joe B. Hall
Captain: Chuck Verderber

N.29		EAST TENNESSEE ST.	1/NR	62-57	W
D.3		OHIO STATE	2/9	70-64	W
D.6		at Indiana	2/5	68-66	W
D.13		KANSAS	2/NR	87-73	W
D.19	1	ALASKA	2/NR	91-56	W
D.20	1	UAB (finals)	2/NR	61-53	W
D.27	2	Notre Dame	2/8	61-67	L
D.30		MAINE	5/NR	100-54	W
J.3	*	GEORGIA	5/NR	76-62	W
J.7	*	at Auburn	4/NR	79-66	W
J.10	*	TENNESSEE	4/13	48-47	W
J.14	*	OLE MISS	3/NR	64-55	W
J.17	*	at Alabama	3/NR	55-59	L
J.19	*	at LSU	3/6	67-81	L
J.21	*	FLORIDA	6/NR	102-48	W
J.24	*	at Vanderbilt	6/NR	78-64	W
J.28	*	MISSISSIPPI STATE	7/NR	71-64	W
J.31	*	at Georgia	7/NR	2OT 71-68	W
F.4	*	AUBURN	6/NR	102-74	W
F.7	*	at Tennessee	6/10	71-87	L
F.11	*	at Ole Miss	11/NR	62-55	W
F.14	*	ALABAMA	11/NR	77-62	W
F.18	*	at Florida	10/NR	69-56	W
F.21	*	VANDERBILT	10/NR	80-48	W
F.25	*	at Mississippi State	9/NR	78-74	W
M.1	*	LSU	9/2	73-71	W
		SEC Tournament (Birmingham, Ala.)			
M.5	3	Vanderbilt	7/NR	55-60	L
		NCAA Second Round (Tuscaloosa, Ala.)			
M.15	4	UAB	8/NR	62-69	L
				2040-1760	

1 UK Invitation Tournament (Lexington, Ky.)
2 Freedom Hall (Louisville, Ky.)
3 Birmingham-Jefferson Civic Center (Birmingham, Ala.)
4 Coleman Coliseum (Tuscaloosa, Ala.)

—Leading Scorers—

Sam Bowie (7-1 So. C)	17.4
Dirk Minniefield (6-3 So. G)	10.4
Derrick Hord (6-6 So. G-F)	8.9
Fred Cowan (6-8 Sr. F)	8.2
Chuck Verderber (6-6 Jr. F)	7.5

1981-82 (22-8, 13-5 SEC)

SEC Co-Champions; UKIT Champions; Ranked 8th AP, 9th UPI
Coach: Joe B. Hall
Captain: Chuck Verderber

N.28		AKRON	3/NR	83-64	W
D.5		at Ohio State	2/NR	78-62	W
D.8		INDIANA	2/10	85-69	W
D.12		at Kansas	2/NR	OT 77-74	W
D.18	1	JACKSONVILLE	2/NR	107-91	W
D.19	1	SETON HALL	2/NR	98-74	W
D.26	2	North Carolina	2/1	69-82	L
D.29	3	Notre Dame	4/NR	OT 34-28	W
J.2	*	at Georgia	4/NR	68-66	W
J.6	*	AUBURN	3/NR	83-71	W
J.9	*	at Tennessee	3/NR	66-70	L
J.13	*	at Ole Miss	6/NR	65-67	L
J.16	*	ALABAMA	6/13	86-69	W
J.20	*	at Florida	9/NR	91-76	W
J.23	*	VANDERBILT	9/NR	67-58	W
J.25	*	LSU	9/NR	76-65	W
J.27	*	at Mississippi State	7/NR	51-56	L
J.30	*	GEORGIA	7/NR	82-73	W
F.3	*	at Auburn	9/NR	OT 81-83	L
F.6	*	TENNESSEE	9/16	77-67	W
F.10	*	OLE MISS	12/NR	56-49	W
F.13	*	at Alabama	12/10	72-62	W
F.17	*	FLORIDA	10/NR	84-78	W
F.20	*	at Vanderbilt	10/NR	73-69	W
F.24	*	MISSISSIPPI STATE	7/NR	71-54	W
F.27	*	at LSU	7/NR	78-94	L
		SEC Tournament (Lexington, Ky.)			
M.4		AUBURN	15/NR	89-66	W
M.5		OLE MISS	15/NR	62-58	W
M.6		ALABAMA	15/18	46-48	L
		NCAA First Round (Nashville, Tenn.)			
M.11		Middle Tennessee	15/NR	44-50	L
				2199-1993	

1 UK Invitation Tournament (Lexington, Ky.)
2 Continental Arena (East Rutherford, N.J.)
3 Freedom Hall (Louisville, Ky.)
4 Memorial Gymnasium (Nashville, Tenn.)

—Leading Scorers—

Derrick Hord (6-6 Jr. F)	16.3
Jim Master (6-5 So. G)	13.4
Melvin Turpin (6-10 So. C)	13.1
Dirk Minniefield (6-3 Jr. G)	11.3
Charles Hurt (6-6 Jr. F)	6.6

1982 Japan Exhibition Tour
(not counted in win-loss record)

Jul1	W. Germany (Kariya)	84-73	W
Jul2	France (Kyotta)	77-65	W
Jul4	W. Germany (Sapporo)	82-72	W
Jul7	Japan (Akita)	86-66	W
Jul10	France (Moebashi)	86-83	W
Jul11	Japan (Tokyo)	106-71	W

Note: the Wildcats also toured Taiwan and Hong Kong during the 1982 trip. The following are results of games played there:

Jul12	China #2 (Taipei)	86-63	W
Jul15	China #1 (Hong Kong)	119-48	W

1982-83 (23-8, 13-5 SEC)

SEC Champions; UKIT Champions; Ranked 12th AP, 12th UPI
Coach: Joe B. Hall
Captain: Charles Hurt

N.27		BUTLER	4/NR	90-53	W
D.1		at Notre Dame	3/NR	58-45	W
D.4		VILLANOVA	3/4	93-79	W
D.7		DETROIT	2/NR	83-46	W
D.11		ILLINOIS	2/NR	76-57	W
D.17	1	DUQUESNE	2/NR	55-42	W
D.18	1	TULANE	2/NR	80-61	W
D.22		at Indiana	2/5	59-62	L
D.29	2	Kansas	NR/NR	83-62	W
J.3	*	OLE MISS	NR/NR	72-60	W
J.5	*	LSU	NR/NR	52-50	W
J.8	*	at Alabama	NR/5	67-74	L
J.10	*	at Mississippi State	NR/NR	OT 59-53	W
J.15	*	AUBURN	NR/NR	67-75	L
J.17	*	FLORIDA	NR/NR	70-63	W
J.22	*	at Vanderbilt	NR/NR	OT 82-77	W
J.29	*	at Georgia	NR/NR	63-70	L
J.31	*	at Tennessee	NR/NR	63-65	L
F.5	*	ALABAMA	NR/NR	76-70	W
F.8	*	MISSISSIPPI STATE	NR/NR	88-67	W
F.12	*	at Auburn	NR/NR	71-69	W
F.14	*	at Florida	NR/NR	73-61	W
F.19	*	VANDERBILT	NR/NR	82-63	W
F.26	*	GEORGIA	NR/NR	81-72	W
F.27	*	TENNESSEE	NR/20	69-61	W
M.3	*	at Ole Miss	NR/NR	61-58	W
M.5	*	at LSU	NR/NR	60-74	L
		SEC Tournament (Birmingham, Ala.)			
M.11	3	Alabama	NR/NR	64-69	L
		NCAA Second Round (Tampa, Fla.)			
M.19	4	Ohio	NR/NR	57-40	W
		NCAA Mideast Region (Knoxville, Tenn.)			
M.24	5	Indiana	NR/5	64-59	W
M.26	5	Louisville	NR/2	OT 68-80	L
				2186-1937	

1 UK Invitation Tournament (Lexington, Ky.)
2 Freedom Hall (Louisville, Ky.)
3 Birmingham-Jefferson Civic Center (Birmingham, Ala.)
4 Sun Dome (Tampa, Fla.)
5 Stokely Center (Knoxville, Tenn.)

—Leading Scorers—

Melvin Turpin (6-11 Jr. C)	15.1
Jim Master (6-5 Jr. G)	12.5
Derrick Hord (6-6 Sr. F)	8.9
Dirk Minniefield (6-3 Sr. G)	8.6
Charles Hurt (6-6 Sr. F)	8.2

1983-84 (29-5, 14-4 SEC)

NCAA Final Four; SEC Champions; SEC Tournament Champions;
UKIT Champions; Ranked 3rd AP, 3rd UPI
Coach: Joe B. Hall
Captain: Dickey Beal

N.26		LOUISVILLE	2/6	65-44	W
D.3		INDIANA	1/NR	59-54	W
D.10		at Kansas	2/NR	72-50	W
D.16	1	WYOMING	2/NR	66-40	W
D.17	1	BYU	2/NR	93-59	W
D.20		at Cincinnati	2/NR	24-11	W
D.24		at Illinois	2/NR	56-54	W
D.28	2	Purdue	2/18	86-67	W
J.2	*	at Ole Miss	2/NR	68-55	W
J.7	*	at LSU	2/9	96-80	W
J.9	*	ALABAMA	2/NR	76-66	W
J.11	*	MISSISSIPPI STATE	2/NR	51-42	W
J.13	*	at Auburn	2/NR	63-82	L
J.17	*	at Florida	3/NR	57-69	L
J.20	*	VANDERBILT	3/NR	67-46	W
J.22		HOUSTON	3/4	74-67	W
J.28	*	GEORGIA	3/18	64-40	W
J.30	*	TENNESSEE	3/NR	93-74	W
F.4	*	at Alabama	3/NR	62-69	L
F.6	*	at Mississippi State	3/NR	77-58	W
F.11	*	AUBURN	6/16	84-64	W
F.13	*	FLORIDA	6/NR	67-65	W
F.19	*	at Vanderbilt	6/NR	58-54	W
F.25	*	at Georgia	4/NR	66-64	W
F.27	*	at Tennessee	4/NR	58-63	L
M.1	*	OLE MISS	3/NR	76-57	W
M.3	*	LSU	3/NR	90-68	W
		SEC Tournament (Nashville, Tenn.)			
M.8	3	Georgia	3/NR	92-79	W
M.9	3	Alabama	3/NR	48-46	W
M.10	3	Auburn	3/NR	51-49	W
		NCAA Second Round (Birmingham, Ala.)			
M.17	4	BYU	3/NR	93-68	W
		NCAA Mideast Region (Lexington, Ky.)			
M.22		Louisville	3/NR	72-67	W
M.24		Illinois	3/6	54-51	W
		NCAA Final Four (Seattle)			
M.31	5	Georgetown	3/2	40-53	L
				2318-1975	

1 UK Invitation Tournament (Lexington, Ky.)

2 Freedom Hall (Louisville, Ky.)
3 Memorial Gymnasium (Nashville, Tenn.)
4 Birmingham-Jefferson Civic Center (Birmingham, Ala.)
5 Kingdome (Seattle)

—Leading Scorers—

Melvin Turpin (6-11 Sr. C)	15.2
Kenny Walker (6-8 So. F)	12.4
Sam Bowie (7-1 Sr. F)	10.5
Jim Master (6-5 Sr. G)	9.6
Winston Bennett (6-7 Fr. F)	6.5

1984-85 (18-13, 11-7 SEC)

UKIT Champions
Coach: Joe B. Hall
Captains: Winston Bennett and Kenny Walker

N.27		TOLEDO	NR/NR	63-54	W
D.1		at Purdue	NR/NR	56-66	L
D.4		SMU	NR/9	54-56	L
D.8		at Indiana	NR/11	68-81	L
D.15		at Louisville	NR/14	64-71	L
D.21	1	EAST TENNESSEE ST.	NR/NR	69-54	W
D.22	1	CINCINNATI	NR/NR	66-55	W
D.31	2	Kansas	NR/12	92-89	W
J.2	*	AUBURN	NR/NR	68-61	W
J.5		N.C. STATE	NR/17	78-62	W
J.7	*	VANDERBILT	NR/NR	75-58	W
J.9	*	at Ole Miss	NR/NR	57-45	W
J.12	*	at Alabama	NR/NR	58-60	L
J.16	*	MISSISSIPPI STATE	NR/NR	58-57	W
J.19	*	FLORIDA	NR/NR	55-67	L
J.23	*	at Georgia	NR/NR	73-81	L
J.27	*	at Tennessee	NR/NR	65-81	L
J.31	*	LSU	NR/NR	53-43	W
F.2	*	at Auburn	NR/NR	OT 49-47	W
F.7	*	at Vanderbilt	NR/NR	68-62	W
F.9	*	OLE MISS	NR/NR	67-52	W
F.13	*	ALABAMA	NR/NR	51-48	W
F.16	*	at Mississippi State	NR/NR	69-82	L
F.20	*	at Florida	NR/NR	76-68	W
F.24	*	GEORGIA	NR/18	77-79	L
F.28	*	TENNESSEE	NR/NR	92-67	W
M.2	*	at LSU	NR/NR	61-67	L
		SEC Tournament (Birmingham, Ala.)			
M.7	3	Florida	NR/NR	55-58	L
		NCAA First/Second Round (Salt Lake City)			
M.14	4	Washington	NR/NR	66-58	W
M.16	4	UNLV	NR/9	64-61	W
		NCAA West Regional (Denver)			
M.22	5	St. John's	NR/3	70-86	L
				2037-1976	

1 UK Invitation Tournament (Lexington, Ky.)
2 Freedom Hall (Louisville, Ky.)
3 Birmingham-Jefferson Civic Center (Birmingham, Ala.)
4 Huntsman Center (Salt Lake City)
5 McNichols Arena (Denver)

—Leading Scorers—

Kenny Walker (6-8 Jr. F)	22.9
Ed Davender (6-1 Fr. G)	8.5
Winston Bennett (6-7 So. F)	7.2
Bret Bearup (6-9 Sr. C)	6.3
James Blackmon (6-2 So. G)	5.4
Roger Harden (6-1 Jr. G)	5.3

EDDIE SUTTON ERA (1986-89)

1985-86 (32-4, 17-1 SEC)

SEC Champions; SEC Tournament Champions; Ranked 3rd AP, 3rd UPI
Coach: Eddie Sutton
Captains: Kenny Walker, Roger Harden and Leroy Byrd

N.22		NORTHWESTERN ST.	11/NR	77-58	W
N.26		at Chaminade	10/NR	89-57	W
N.27		at Hawaii	10/NR	98-65	W
D.3		CINCINNATI	9/NR	84-54	W
D.7		INDIANA	9/19	63-58	W
D.14		at Kansas	9/7	66-83	L
D.20	1	EAST CAROLINA	13/NR	86-52	W
D.21	1	PEPPERDINE	13/NR	88-56	W
D.28		LOUISVILLE	13/15	69-64	W
D.30	2	vs. VMI	13/NR	93-55	W
J.4	*	at Vanderbilt	12/NR	80-71	W
J.6	*	at Auburn	12/NR	56-60	L
J.8	*	OLE MISS	11/NR	75-58	W
J.11	*	ALABAMA	11/NR	76-52	W
J.15	*	at Mississippi State	11/NR	64-52	W
J.18	*	at Florida	11/NR	72-55	W
J.23	*	GEORGIA	11/NR	74-69	W
J.25	*	TENNESSEE	11/NR	74-57	W
J.29	*	at LSU	8/17	54-52	W
J.31	*	AUBURN	8/NR	81-71	W
F.2		at North Carolina State	8/NR	51-54	L
F.5	*	VANDERBILT	12/NR	73-65	W
F.8	*	at Ole Miss	12/NR	62-58	W
F.13	*	at Alabama	11/18	73-71	W
F.15	*	MISSISSIPPI STATE	11/NR	88-62	W
F.19	*	FLORIDA	8/NR	80-69	W
F.22	*	at Georgia	8/NR	80-75	W
F.27	*	at Tennessee	5/NR	62-60	W
M.1	*	LSU	5/NR	68-57	W
		SEC Tournament (Lexington, Ky.)			
M.6		Ole Miss	3/NR	95-69	W
M.7		LSU	3/NR	61-58	W
M.8		Alabama	3/NR	83-72	W
		NCAA First/Second Round (Charlotte, N.C.)			
M.14	3	Davidson	3/NR	75-55	W
M.16	3	Western Kentucky	3/NR	71-64	W
		NCAA Southeast Regional (Atlanta)			
M.20	4	Alabama	3/NR	68-63	W
M.22	4	LSU	3/NR	57-59	L
				2666-2210	

1 UK Invitation Tournament (Lexington, Ky.)
2 Freedom Hall (Louisville, Ky.)
3 Charlotte Coliseum (Charlotte, N.C.)
4 The Omni (Atlanta)

—Leading Scorers—

Kenny Walker (6-8 Sr. F)	20.0
Winston Bennett (6-7 Jr. F)	12.7
Ed Davender (6-2 So. G)	11.5
James Blackmon (6-3 Jr. G)	9.4
Roger Harden (6-1 Sr. G)	6.8

1986 Japan Tour
(Not counted in Won-Loss Record)

Jun21	*	Japan	80-55	W
Jun22	*	Finland	87-67	W
Jun24		Finland (Sendai)	82-65	W
Jun26		Japan (Niigata)	79-73	W
Jun28		Finland (Ohtsu)	80-56	W
Jun29		Czechoslovakia (Sapporo)	74-80	L
Jul2		S. China (Hong Kong)	87-45	W

* Kirin World Tournament (Tokyo)

1986-87 (18-11, 10-8 SEC)

UKIT Champions
Coach: Eddie Sutton
Captains: James Blackmon, Paul Andrews

N.29		AUSTIN PEAY	11/NR	71-69	W
D.2		TEXAS TECH	13/NR	66-60	W
D.6		at Indiana	13/3	66-71	L
D.13		LAMAR	19/NR	71-56	W
D.19	1	IONA	18/NR	75-59	W
D.20	1	BOSTON UNIVERSITY	18/NR	81-69	W
D.27		at Louisville	18/NR	85-51	W
D.30	2*	Georgia	11/NR	65-69	L
J.3	*	at Auburn	11/5	63-60	W
J.7	*	ALABAMA	9/NR	55-69	L
J.10	*	at Tennessee	9/NR	68-75	L
J.12	*	at Mississippi State	9/NR	57-49	W
J.14	*	FLORIDA	NR/NR	67-62	W
J.18	*	LSU	NR/NR	41-76	L
J.21	*	at Vanderbilt	NR/NR	71-65	W
J.25		NAVY	NR/18	80-69	W
J.29	*	at Ole Miss	NR/NR	65-76	L
J.31	*	MISSISSIPPI STATE	NR/NR	50-36	W
F.4	*	AUBURN	NR/20	75-71	W
F.7	*	at Alabama	NR/9	70-69	W
F.11	*	TENNESSEE	NR/NR	OT 91-84	W
F.14	*	at Florida	NR/19	56-74	L
F.19	*	VANDERBILT	NR/NR	65-54	W
F.21	*	at LSU	NR/NR	52-65	L
F.25	*	at Georgia	NR/NR	71-79	L
F.28	*	OLE MISS	NR/NR	64-63	W
M.1		OKLAHOMA	NR/12	75-74	W
		SEC Tournament (Atlanta)			
M.6	3	Auburn	NR/NR	72-79	L
		NCAA First/Second Rounds (Atlanta)			
M.13	3	Ohio State	NR/NR	77-91	L
				1985-1944	

1 UK Invitation Tournament (Lexington, Ky.)
2 Freedom Hall (Louisville, Ky.)
3 The Omni (Atlanta)

—Leading Scorers—

Rex Chapman (6-4 Fr. G)	16.0
Ed Davender (6-3 Jr. G)	15.2
Richard Madison (6-7 Jr. F)	9.1
James Blackmon (6-3 Sr. G)	8.4
Robert Lock(6-11 Jr. C)	7.5

1987-88 (25-5, 13-5 SEC)*

UKIT Champions; Ranked 6th AP, 6th UPI
Coach: Eddie Sutton
Captains: Winston Bennett, Ed Davender, Cedric Jenkins, Rob Lock, Richard Madison

N.28		HAWAII	5/NR	86-59	W
D.1		CINCINNATI	2/NR	101-77	W
D.5	1	Indiana	2/5	OT 82-76	W
D.12		LOUISVILLE	1/NR	76-75	W
D.18	2	MIAMI, OHIO	1/NR	85-71	W
D.19	2	CHARLOTTE	1/NR	84-81	W
D.28		ALASKA	2/NR	100-58	W
D.31	*	VANDERBILT	2/NR	81-74	W
J.2	*	at Georgia	2/NR	84-77	W
J.6	*	MISSISSIPPI STATE	1/NR	93-52	W
J.9	*	AUBURN	1/NR	52-53	L
J.13	*	at Alabama	5/NR	63-55	W
J.16	*	TENNESSEE	5/NR	83-65	W
J.20	*	FLORIDA	4/NR	56-58	L
J.23	*	at LSU	4/NR	76-61	W
J.27	*	at Vanderbilt	9/NR	66-83	L
J.31	3	Notre Dame	9/NR	78-69	W
F.3	*	OLE MISS	10/NR	94-65	W
F.6	*	at Mississippi State	10/NR	83-59	W
F.10	*	at Auburn	10/NR	69-62	W
F.13	*	ALABAMA	10/NR	82-68	W
F.17	*	at Tennessee	9/NR	70-72	L
F.20	*	at Florida	9/NR	76-83	L
F.24	*	LSU	12/NR	95-69	W
F.28		SYRACUSE	12/10	62-58	W
M.2	*	GEORGIA	8/NR	80-72	W
M.5	*	at Ole Miss	8/NR	78-71	W
		SEC Tournament (Baton Rouge)			
M.11	4	Ole Miss	6/NR	82-64	W
M.12	4	LSU	6/NR	86-80	W
M.13	4	Georgia	6/NR	62-57	W
				2365-2024	

1 RCA Dome (Indianapolis, Ind.)
2 UK Invitation Tournament (Lexington, Ky.)
3 Freedom Hall (Louisville, Ky.)
4 Pete Maravich Assembly Center (Baton Rouge, La.)

—Leading Scorers—

Rex Chapman (6-4 So. G)	19.0
Ed Davender (6-3 Sr. G)	15.7
Winston Bennett (6-7 Sr. F)	15.3
Rob Lock (6-11 Sr. C)	10.9
Eric Manuel (6-6 Fr. F)	7.1

*As part of sanctions imposed upon the UK basketball program in 1989, the NCAA ordered Kentucky to erase from the record three NCAA tournament games from the 1987-88 season. Kentucky's 99-84 win over Southern, a 90-81 win over Maryland and an 80-74 loss to Villanova have been deleted from the records, thus changing the 1987-88 season record from 27-6 to 25-5.
The presidents of the Southeastern Conference institutions voted to strip Kentucky of the 1987-88 SEC regular season and SEC Tournament championships. Kentucky was not forced to forfeit any of those regular season or tournament games.

1988-89 (13-19, 8-10 SEC)

Coach: Eddie Sutton
Captain: Mike Scott

N.19	1	Duke	NR/1	55-80	L
N.25	2	Iona	NR/NR	56-54	W
N.26	2	Seton Hall	NR/NR	60-63	L
N.28	2	California	NR/NR	89-71	W
D.3	3	Notre Dame	NR/NR	65-81	L
D.7		NORTHWESTERN ST.	NR/NR	82-85	L
D.10		WESTERN CAROLINA	NR/NR	78-60	W
D.16	4	BOWLING GREEN	NR/NR	54-56	L
D.17	4	MARSHALL	NR/NR	91-78	W
D.20		INDIANA	NR/NR	52-75	L
D.27	5	Austin Peay	NR/NR	85-77	W
D.31		at Louisville	NR/14	75-97	L
J.4	*	GEORGIA	NR/NR	76-85	W
J.7	*	VANDERBILT	NR/NR	70-61	W
J.12	*	at Florida	NR/NR	69-56	W
J.14	*	LSU	NR/NR	62-64	L
J.18	*	at Alabama	NR/NR	64-76	L
J.21	*	at Tennessee	NR/17	66-65	W
J.25	*	AUBURN	NR/NR	86-76	W
J.28	*	at Ole Miss	NR/NR	65-70	L
F.1	*	MISSISSIPPI STATE	NR/NR	73-61	W
F.5	*	at Georgia	NR/NR	72-84	L
F.8	*	at Vanderbilt	NR/NR	51-81	L
F.11	*	FLORIDA	NR/NR	53-59	L
F.15	*	at LSU	NR/NR	80-99	L
F.18	*	ALABAMA	NR/NR	67-71	L
F.20	*	at Auburn	NR/NR	75-77	L
F.22	*	TENNESSEE	NR/NR	76-71	W
F.26		at Syracuse	NR/6	73-89	L
M.1	*	OLE MISS	NR/NR	70-69	W
M.4	*	at Mississippi State	NR/NR	67-68	L
		SEC Tournament (Knoxville, Tenn.)			
M.10	6	Vanderbilt	NR/NR	63-77	L
				2220-2316	

1 Tip-off Classic (Springfield, Mass.)
2 Great Alaska Shootout (Anchorage, Alaska)
3 RCA Dome (Indianapolis)
4 UK Invitation Tournament (Lexington, Ky.)
5 Freedom Hall (Louisville, Ky.)
6 Thompson-Boling Arena (Knoxville, Tenn.)

—Leading Scorers—

LeRon Ellis (6-10 So. C)	16.0
Chris Mills (6-7 Fr. F)	14.3
Derrick Miller (6-5 Jr. G)	13.9
Reggie Hanson (6-7 So. F)	9.8
Sean Sutton (6-1 So. G)	5.9

RICK PITINO ERA (1990-97)

1989-90 (14-14, 10-8 SEC)

Coach: Rick Pitino
Captain: Derrick Miller

N.28		OHIO	NR/NR	76-73	W
D.2	1	Indiana	NR/14	69-71	L
D.4	*	MISSISSIPPI STATE	NR/NR	102-97	W
D.6		TENNESSEE TECH	NR/NR	111-75	W
D.9		at Kansas	NR/2	95-150	L
D.19		FURMAN	NR/NR	104-73	W
D.22	2	PORTLAND	NR/NR	88-71	W
D.23	2	UL LAFAYETTE	NR/NR	OT 113-116	L
D.27	3	North Carolina	NR/24	110-121	L
D.30		LOUISVILLE	NR/8	79-86	L
J.3	*	at Georgia	NR/NR	91-106	L
J.6	*	at Vanderbilt	NR/NR	85-92	L
J.10	*	FLORIDA	NR/NR	89-81	W
J.13	*	at LSU	NR/14	81-94	L
J.17	*	ALABAMA	NR/25	82-65	W
J.20	*	TENNESSEE	NR/NR	95-83	W
J.24	*	at Auburn	NR/NR	70-74	L
J.27	*	OLE MISS	NR/NR	98-79	W
J.31	*	at Mississippi State	NR/NR	86-87	L
F.3	*	GEORGIA	NR/NR	88-77	W
F.7	*	VANDERBILT	NR/NR	100-73	W
F.12	*	at Florida	NR/NR	78-74	W
F.15	*	LSU	NR/9	100-95	W
F.17	*	at Alabama	NR/NR	58-83	L
F.21	*	at Tennessee	NR/NR	100-102	L
F.24	*	AUBURN	NR/NR	98-95	W
F.28	*	at Ole Miss	NR/NR	74-68	L
M.5		at Notre Dame	NR/NR	67-80	L
				2487-2461	

1 RCA Dome (Indianapolis)
2 UK Invitation Tournament (Lexington, Ky.)
3 Freedom Hall (Louisville, Ky.)

—Leading Scorers—

Derrick Miller (6-5 Sr. G)	19.2
Reggie Hanson (6-7 Jr. C)	16.4
Deron Feldhaus (6-7 So. F)	14.4
John Pelphrey (6-7 So. F)	13.0
Sean Woods (6-2 So. G)	9.1

1990-91 (22-6, 14-4 SEC)

Best Record in SEC; Ranked 9th AP; 9th UPI
Coach: Rick Pitino
Captains: Deron Feldhaus, Reggie Hanson, John Pelphrey

N.24		PENNSYLVANIA	NR/NR	85-62	W
N.28		at Cincinnati	NR/NR	75-71	W
D.1	1	Notre Dame	NR/NR	98-90	W
D.8		KANSAS	25/NR	88-71	W

D.10		at North Carolina	25/10	81-84	L
D.15		CHATTANOOGA	18/NR	86-70	W
D.18		at Indiana	18/6	84-87	L
D.21	2	Western Kentucky	18/NR	84-70	W
D.27		EASTERN KENTUCKY	18/NR	74-60	W
D.29		at Louisville	18/NR	93-85	W
J.2	*	at Georgia	16/NR	81-80	W
J.5	*	LSU	16/14	93-80	W
J.9	*	MISSISSIPPI STATE	11/NR	89-70	W
J.12	*	at Tennessee	11/NR	78-74	W
J.16	*	at Ole Miss	9/NR	95-85	W
J.19	*	VANDERBILT	9/NR	58-50	W
J.23	*	FLORIDA	8/NR	81-65	W
J.26	*	at Alabama	9/NR	83-88	L
J.29	*	at Auburn	10/NR	89-81	W
F.3	*	GEORGIA	10/NR	96-84	W
F.5	*	at LSU	10/19	88-107	L
F.9	*	at Mississippi State	10/NR	82-83	L
F.13	*	TENNESSEE	16/NR	85-74	W
F.16	*	OLE MISS	16/NR	89-77	W
F.20	*	at Vanderbilt	12/NR	87-98	L
F.23	*	at Florida	12/NR	90-74	W
F.26	*	ALABAMA	13/NR	79-73	W
M.2	*	AUBURN	13/NR	114-93	W
				2405-2186	

1 RCA Dome (Indianapolis, Ind.)
2 Freedom Hall (Louisville, Ky.)

—Leading Scorers—

John Pelphrey (6-7 Jr. F)	14.4
Reggie Hanson (6-8 Sr. C)	14.4
Jamal Mashburn (6-9 Fr. F)	12.9
Deron Feldhaus (6-7 Jr. F)	10.8
Richie Farmer (6-0 Jr. G)	10.1

1991-92 (29-7, 12-4 SEC)

SEC East Champions; SEC Tournament Champions; Ranked 6th AP, 6th CNN/USA Today

Coach: Rick Pitino

Captains: Richie Farmer, Deron Feldhaus, John Pelphrey and Sean Woods

N.20	1	WEST VIRGINIA	4/NR	106-80	W
N.22	1	PITTSBURGH	4/NR	67-85	L
D.4		MASSACHUSETTS	14/NR	90-69	W
D.7	2	Indiana	14/9	76-74	W
D.10		TEXAS STATE	9/NR	82-36	W
D.12	3	Morehead State	9/NR	101-84	W
D.14		ARIZONA STATE	9/NR	94-68	W
D.21		at Georgia Tech	8/13	80-81	L
D.23	4	Ohio	17/NR	73-63	W
D.28		LOUISVILLE	17/21	103-89	W
J.2		NOTRE DAME	17/NR	91-70	W
J.4	*	at South Carolina	17/NR	80-63	W
J.7	*	GEORGIA	15/NR	78-66	W
J.11	*	FLORIDA	15/NR	81-60	W
J.15	*	at Vanderbilt	10/NR	84-71	W
J.18		EASTERN KENTUCKY	10/NR	85-55	W
J.21	*	at Tennessee	8/NR	85-107	L
J.25	*	ARKANSAS	8/9	88-105	L
J.29	*	OLE MISS	14/NR	96-78	W
F.2	*	at LSU	14/NR	53-74	L
F.8	*	at Auburn	19/NR	85-67	W
F.12	*	ALABAMA	19/16	107-83	W
F.15		WESTERN KENTUCKY	19/NR	93-83	W
F.19	*	at Mississippi State	13/NR	89-84	W
F.23	*	at Georgia	13/NR	84-73	W
F.26	*	SOUTH CAROLINA	11/NR	74-56	W
M.1	*	VANDERBILT	11/NR	80-56	W
M.4	*	at Florida	10/NR	62-79	L
M.7	*	TENNESSEE	10/NR	99-88	W
		SEC Tournament (Birmingham, Ala.)			
M.13	5	Vanderbilt	9/NR	76-57	W
M.14	5	LSU	9/23	80-74	W
M.15	5	Alabama	9/17	80-54	W
		NCAA First/Second Rounds (Worcester, Mass.)			
M.20	6	Old Dominion	6/NR	88-69	W
M.22	6	Iowa State	6/NR	106-98	W
		NCAA East Regional (Philadelphia)			
M.26	7	Massachusetts	6/17	87-77	W
M.28	7	Duke	6/1	OT 103-104	L
				3086-2680	

1 Preseason NIT (Lexington, Ky.)
2 RCA Dome (Indianapolis)
3 Freedom Hall (Louisville, Ky.)
4 US Bank Arena (Cincinnati, Ohio)
5 Birmingham-Jefferson Civic Center (Birmingham, Ala.)
6 Centrum (Worcester, Mass.)
7 Spectrum (Philadelphia)

—Leading Scorers—

Jamal Mashburn (6-8 So. F)	21.3
John Pelphrey (6-7 Sr. F)	12.5
Deron Feldhaus (6-7 Sr. F)	11.4
Richie Farmer (6-0 Sr. G)	9.6
Sean Woods (6-2 Sr. G)	7.7

1992-93 (30-4, 13-3 SEC)

NCAA Final Four; SEC Tournament Champions; ECAC Holiday Festival Champions; Ranked 2nd AP, 3rd CNN/USA Today

Coach: Rick Pitino

Captains: Junior Braddy, Dale Brown

D.2		WRIGHT STATE	5/NR	81-65	W
D.5		GEORGIA TECH	5/13	96-87	W
D.8		EASTERN KENTUCKY	3/NR	82-73	W
D.12		at Louisville	3/9	88-68	W
D.19		MOREHEAD STATE	3/NR	108-65	W
D.22		MIAMI, OHIO	3/NR	65-49	W
D.28	1	Rutgers	3/NR	89-67	W
D.30	1	St. John's (finals)	3/NR	86-77	W
J.3	2	Indiana	3/4	81-78	W
J.5	*	at Georgia	2/NR	74-59	W
J.9	*	TENNESSEE	2/NR	84-70	W
J.13	*	at Vanderbilt	1/NR	86-101	L
J.19	*	at Alabama	4/NR	73-59	W
J.23	*	at South Carolina	4/NR	108-82	W
J.26	*	LSU	4/NR	105-67	W
J.30	*	FLORIDA	4/NR	71-48	W
F.3	*	MISSISSIPPI STATE	2/NR	87-63	W
F.6	*	VANDERBILT	2/11	82-67	W
F.10	*	at Arkansas	2/14	94-101	L
F.13		at Notre Dame	2/NR	81-62	W
F.17	*	SOUTH CAROLINA	2/NR	87-66	W
F.20	*	GEORGIA	2/NR	86-70	W
F.24	*	at Tennessee	2/NR	77-78	L
F.27	*	AUBURN	2/NR	80-78	W
M.3	*	at Ole Miss	5/NR	98-66	W
M.7	*	at Florida	5/NR	85-77	W
		SEC Tournament (Lexington, Ky.)			
M.12		TENNESSEE	4/NR	101-40	W
M.13		ARKANSAS	4/14	92-81	W
M.14		LSU	4/NR	82-65	W
		NCAA First/Second Rounds (Nashville, Tenn.)			
M.19	3	Rider College	2/NR	96-52	W
M.21	3	Utah	2/19	83-62	W
		NCAA Southeast Regional (Charlotte, N.C.)			
M.25	4	Wake Forest	2/16	103-69	W
M.27	4	Florida State	2/11	106-81	W
		NCAA Final Four (New Orleans)			
A.3	5	Michigan	2/3	OT 78-81	L
				2975-2374	

1 ECAC Holiday Festival (Madison Square Garden, New York)
2 Freedom Hall (Louisville, Ky.)
3 Memorial Gymnasium (Nashville, Tenn.)
4 Charlotte Coliseum (Charlotte, N.C.)
5 Louisiana Superdome (New Orleans)

—Leading Scorers—

Jamal Mashburn (6-8 Jr. F)	21.0
Travis Ford (5-9 Jr. G)	13.6
Dale Brown (6-2 Sr. G)	9.4
Rodrick Rhodes (6-6 Fr. F)	9.1
Rodney Dent (6-10 Jr. C)	6.4

1993-94 (27-7, 12-4 SEC)

SEC East Co-Champions; SEC Tournament Champions
Maui Invitational Champions; Ranked 7th AP, 8th CNN/USA Today

Coach: Rick Pitino

Captains: Travis Ford, Gimel Martinez, Jeff Brassow

N.27		LOUISVILLE	2/7	78-70	W
D.1		TENNESSEE TECH	1/NR	115-77	W
D.4	1	Indiana	1/21	84-96	L
D.8		EASTERN KENTUCKY	6/NR	107-78	W
D.17		MOREHEAD STATE	5/NR	97-61	W
D.21	2	Texas	5/NR	86-61	W
D.22	2	Ohio State	5/NR	100-88	W
D.23	2	Arizona	5/13	93-92	W
D.28		SAN FRANCISCO	5/NR	110-83	W
D.30		ROBERT MORRIS	5/NR	92-67	W
J.4	*	VANDERBILT	4/22	107-82	W
J.6		NOTRE DAME	4/NR	84-59	W
J.8	*	at Georgia	4/NR	OT 90-94	L
J.12	3*	Ole Miss	8/NR	98-64	W
J.15	*	TENNESSEE	8/NR	93-74	W
J.18	*	at Florida	7/NR	57-59	L
J.22	*	at Mississippi State	7/NR	86-70	W
J.26	*	SOUTH CAROLINA	9/NR	79-67	W
J.30	*	at Auburn	9/NR	91-74	W
F.2	*	ALABAMA	7/NR	82-67	W
F.6	4	Massachusetts	7/11	67-64	W
F.9	*	ARKANSAS	4/3	82-90	L
F.12		at Syracuse	4/14	85-93	L
F.15	*	at LSU	11/NR	99-95	W
F.19	*	at Vanderbilt	11/NR	77-69	W
F.23	*	at Tennessee	7/NR	77-73	W
F.27	*	GEORGIA	7/NR	80-59	W
M.2	*	FLORIDA	7/19	80-77	W
M.5	*	at South Carolina	7/NR	74-75	L
		SEC Tournament (Memphis, Tenn.)			
M.11	5	Mississippi State	10/NR	95-76	W
M.12	5	Arkansas	10/1	90-78	W
M.13	5	Florida	10/17	73-60	W
		NCAA First/Second Rounds (St. Petersburg, Fla)			
M.18	6	Tennessee State	7/NR	83-70	W
M.20	6	Marquette	7/21	63-75	L
				2954-2537	

1 RCA Dome (Indianapolis)
2 Maui Invitational (Maui, Hawaii)
3 Freedom Hall (Louisville, Ky.)
4 Continental Arena (East Rutherford, N.J.)
5 The Pyramid (Memphis, Tenn.)
6 Tropicana Field (St. Petersburg, Fla.)

—Leading Scorers—

Tony Delk (6-1 So. G)	16.6
Rodrick Rhodes (6-7 So., F)	14.6
Travis Ford (5-9 Sr. G)	11.3
Jared Prickett (6-9 So. F)	8.2
Andre Riddick (6-9 Jr. C)	7.9

1994-95 (28-5, 14-2 SEC)

SEC Champions; SEC East Champions; SEC Tournament Champions;
Ranked 2nd AP, 5th CNN/USA Today

Coach: Rick Pitino

Captains: Tony Delk, Mark Pope, Rodrick Rhodes

N.26		UT-MARTIN	4/NR	124-50	W
N.30		OHIO	3/14	79-74	W
D.3	1	UCLA	3/5	81-82	L
D.7	2	Indiana	7/NR	73-70	W
D.10		BOSTON UNIVERSITY	7/NR	90-49	W
D.17	3	Texas Tech	6/NR	83-68	W
D.27		MARSHALL	5/NR	116-75	W
J.1		at Louisville	5/NR	86-88	L
J.4	*	AUBURN	8/NR	98-64	W
J.7	*	at South Carolina	8/NR	80-55	W
J.10	*	at Florida	7/15	83-67	W
J.14	*	GEORGIA	7/NR	83-71	W
J.18	4*	Ole Miss	5/NR	82-65	W
J.21	*	VANDERBILT	5/NR	81-68	W
J.25	*	TENNESSEE	5/NR	69-50	W
J.29	*	at Arkansas	5/9	92-94	L
F.1	*	SOUTH CAROLINA	6/NR	90-72	W
F.5		SYRACUSE	6/10	77-71	W
F.8	*	at Tennessee	5/NR	68-48	W
F.12		at Notre Dame	5/NR	97-58	W
F.14	*	MISSISSIPPI STATE	4/23	71-76	L
F.18	*	FLORIDA	4/NR	87-77	W
F.21	*	at Alabama	6/20	72-52	W
F.25	*	at Vanderbilt	6/NR	71-60	W
M.1	*	at Georgia	5/NR	97-74	W
M.4	*	LSU	5/NR	127-80	W
		SEC Tournament (Atlanta)			
M.10	5	Auburn	3/NR	93-81	W
M.11	5	Florida	3/NR	86-72	W
M.12	5	Arkansas	3/5	OT 95-93	W
		NCAA First/Second Rounds (Memphis, Tenn.)			
M.16	6	Mount St. Mary's	2/NR	113-67	W
M.18	6	Tulane	2/NR	82-60	W
		NCAA Southeast Regional (Birmingham, Ala.)			
M.23	7	Arizona State	2/16	97-73	W
M.25	7	North Carolina	2/4	61-74	L
				2884-2278	

1 Wooden Classic (Arrowhead Pond, Anaheim, Calif.)
2 Freedom Hall (Louisville, Ky.)
3 US Bank Arena (Cincinnati)
4 The Pyramid (Memphis, Tenn.)
5 Georgia Dome (Atlanta)
6 The Pyramid (Memphis, Tenn.)
7 Birmingham-Jefferson Civic Center (Birmingham, Ala.)

—Leading Scorers—

Tony Delk (6-1 Jr. G)	16.7
Rodrick Rhodes (6-7 Jr. F)	12.9
Walter McCarty (6-9 Jr. F)	10.5
Jeff Sheppard (6-4 So. G	8.3
Mark Pope (6-10 Jr. C)	8.2

1995 Italy Tour
(Not counted in Won-Loss Record)

Aug.14	at Cagiva Varese	123-114	W
Aug.16	at Venice Reyer	113-78	W
Aug.17	Russia Dinamo (Venice)	116-81	W
Aug.18	at Montecatini	115-123	L
Aug.21	Siena (Scauri)	115-86	W

1995-96 (34-2, 16-0 SEC)

National Champions; SEC Champions; SEC East Champions; ECAC Holiday Festival Champions; Ranked 1st CNN/USA Today, 2nd AP

Coach: Rick Pitino

Captains: Tony Delk, Walter McCarty, Mark Pope

N.24	1	Maryland	1/14	96-84	W
N.28	2	Massachusetts	1/7	82-92	L
D.2	3	Indiana	1/NR	89-82	W
D.6		WISC.-GREEN BAY	5/NR	74-62	W
D.9		GEORGIA TECH	5/16	83-60	W
D.16		MOREHEAD STATE	5/NR	96-32	W
D.19	4	Marshall	4/NR	118-99	W
D.23		LOUISVILLE	4/25	89-66	W
D.27	5	Rider	2/NR	90-65	W
D.29	5	Iona	2/NR	106-79	W
J.3	*	at South Carolina	2/NR	89-60	W
J.6	*	OLE MISS	2/NR	90-60	W
J.9	*	at Mississippi State	2/12	74-56	W
J.13	*	TENNESSEE	2/NR	61-44	W
J.16	*	at LSU	2/NR	129-97	W
J.20		TCU	2/NR	124-80	W
J.24	*	at Georgia	2/NR	82-77	W
J.27	*	SOUTH CAROLINA	2/NR	89-57	W
F.3	*	FLORIDA	2/NR	77-63	W
F.7	*	at Vanderbilt	2/NR	120-81	W
F.11	*	ARKANSAS	2/NR	88-73	W
F.14	*	GEORGIA	2/NR	86-73	W
F.17	*	at Tennessee	2/NR	90-50	W
F.20	*	ALABAMA	2/NR	84-65	W
F.24	*	at Florida	2/NR	94-63	W
F.27	*	at Auburn	1/NR	88-73	W
M.2	*	VANDERBILT	1/NR	101-63	W
		SEC Tournament (New Orleans)			
M.8	6	Florida	1/NR	100-76	W
M.9	6	Arkansas	1/NR	95-75	W
M.10	6	Mississippi State	1/NR	73-84	L
		NCAA First/Second Rounds (Dallas)			
M.14	7	San Jose State	2/NR	110-72	W
M.16	7	Virginia Tech	2/22	84-60	W
		NCAA Midwest Regional (Minneapolis)			
M.21	8	Utah	2/12	101-70	W
M.23	8	Wake Forest	2/9	83-63	W
		NCAA Final Four (East Rutherford, N.J.)			
M.30	9	Massachusetts	2/1	81-74	W
A.1	9	Syracuse	2/15	76-67	W
				3292-2497	

1 Tip-Off Classic (Springfield, Mass.)
2 Great Eight (The Palace, Auburn Hills, Mich.)
3 RCA Dome (Indianapolis)
4 Freedom Hall (Louisville, Ky.)
5 ECAC Holiday Festival (Madison Square Garden, New York)
6 Louisiana Superdome (New Orleans)
7 Reunion Arena (Dallas)
8 Hubert H. Humphrey Metrodome (Minneapolis)
9 Continental Arena (East Rutherford, N.J.)

#UK's 16-0 regular season SEC record was the first perfect league slate since Alabama went 14-0 in 1956.

—Leading Scorers—

Tony Delk (6-1 Sr. G)	17.8
Antoine Walker (6-8 So. F)	15.2
Walter McCarty (6-10 Sr. F)	11.3
Derek Anderson (6-4 Jr. G-F)	9.4
Ron Mercer (6-7 Fr. F)	8.0

1996-97 (35-5, 13-3 SEC)

National Runner-up; SEC Tournament Champions; 2nd SEC East (13-3);
Great Alaska Shootout Champions; Ranked 2nd CNN/USA Today, 5th AP
Coach: Rick Pitino
Captains: Derek Anderson, Anthony Epps, Jared Prickett

N.15	1	Clemson	3/20	OT 71-79	L
N.28	2	Syracuse	8/12	87-53	W
N.29	2	Alaska Anchorage	8/NR	104-72	W
N.30	2	College of Charleston	8/NR	92-85	W
D.3	3	Purdue	6/NR	101-87	W
D.7	4	Indiana	6/8	99-65	W
D.9		WRIGHT STATE	6/NR	90-62	W
D.14		NOTRE DAME	3/NR	80-56	W
D.21	5	Georgia Tech	3/NR	88-59	W
D.23		UNC ASHEVILLE	3/NR	105-51	W
D.28	6	Ohio State	3/NR	81-65	W
D.31		at Louisville	3/14	74-54	W
J.4	*	TENNESSEE	3/NR	74-40	W
J.7	*	MISSISSIPPI STATE	3/NR	90-61	W
J.9		CANISIUS	3/NR	68-45	W
J.11	*	at Ole Miss	3/NR	69-73	L
J.14	*	at Georgia	5/21	86-65	W
J.18	*	AUBURN	5/NR	77-53	W
J.22	7*	Vanderbilt	3/NR	58-46	W
J.26	*	at Arkansas	3/NR	83-73	W
J.29	*	at Florida	3/NR	92-65	W
F.1	*	GEORGIA	3/NR	82-57	W
F.4	*	at South Carolina	3/19	OT 79-84	L
F.6		WESTERN CAROLINA	3/NR	82-55	W
F.9		VILLANOVA	3/16	93-56	W
F.12	*	LSU	4/NR	84-48	W
F.15	*	FLORIDA	4/NR	85-56	W
F.19	*	at Alabama	3/NR	75-61	W
F.22	*	at Vanderbilt	3/NR	82-79	W
F.25	*	at Tennessee	3/NR	74-64	W
M.2	*	SOUTH CAROLINA	3/6	66-72	L
		SEC Tournament (Memphis, Tenn.)			
M.7	8	Auburn	6/NR	92-50	W
M.8	8	Ole Miss	6/NR	88-70	W
M.9	8	Georgia	6/24	95-68	W
		NCAA First/Second Round (Salt Lake City)			
M.13	9	Montana	5/NR	92-54	W
M.15	9	Iowa	5/NR	75-69	W
		NCAA West Regional (San Jose, Calif.)			
M.20	10		St. Joseph's	5/12	83-66W
M.22	10		Utah	5/2	72-59W
		NCAA Final Four (Indianapolis)			
M.29	1	Minnesota	5/3	78-69	W
M.31	1	Arizona (finals)	5/15	OT 79-84	L
				3325-2512	

1 RCA Dome (Indianapolis)
2 Great Alaska Shootout (Anchorage, Alaska)
3 Great Eight (United Center, Chicago)
4 Freedom Hall (Louisville, Ky.)
5 Georgia Dome (Atlanta)
6 Rock 'n Roll Shootout (Gund Arena, Cleveland)
7 US Bank Arena (Cincinnati)
8 The Pyramid (Memphis, Tenn.)
9 Huntsman Center (Salt Lake City)
10 San Jose Arena (San Jose, Calif.)

—Leading Scorers—

Ron Mercer (6-7 So. G-F)	18.1
Derek Anderson (6-5 Sr. G)	17.7
Scott Padgett (6-9 So. F)	9.6
Anthony Epps (6-2 Sr. G)	8.9
Allen Edwards (6-5 Jr. F)	8.6

ORLANDO "TUBBY" SMITH ERA (1998-2007)

1997-98 (35-4, 14-2 SEC)

National Champions; SEC Champions; SEC East Champions; SEC Tournament Champions; Ranked 5th AP, 1st USA Today/ESPN
Coach: Tubby Smith
Captains: Allen Edwards, Cameron Mills, Jeff Sheppard

N.20		MOREHEAD STATE	9/NR	88-49	W
N.24	1	George Washington	9/NR	70-55	W
N.25	1	Arizona	8/1	74-89	L
N.26	1	Missouri	8/NR	77-55	W
N.29	2	Clemson	8/13	76-61	W
D.3	3	Purdue	7/6	89-75	W
D.6	4	Indiana	7/NR	75-72	W
D.10		at Canisius	4/NR	81-54	W
D.13		GEORGIA TECH	4/24	85-71	W
D.20		TULSA	4/NR	74-53	W
D.23		AMERICAN	4/NR	75-52	W
D.27		LOUISVILLE	4/NR	76-79	L
D.30		at Ohio	6/NR	95-58	W
J.3	*	VANDERBILT	6/NR	71-62	W
J.6	*	at Georgia	6/NR	90-79	W
J.10	*	at Mississippi State	6/NR	77-71	W
J.13	*	SOUTH CAROLINA	6/14	91-70	W
J.17	*	ARKANSAS	6/22	OT 80-77	W
J.21	5*	Alabama	7/NR	70-67	W
J.24	*	at Tennessee	7/NR	85-67	W
J.27	*	at Vanderbilt	7/NR	63-61	W
F.1	*	FLORIDA	7/NR	78-86	L
F.4	*	at LSU	8/NR	63-61	W
F.8		at Villanova	8/NR	79-63	W
F.11	*	TENNESSEE	7/NR	80-74	W
F.14	*	OLE MISS	7/18	64-73	L
F.18	*	at Florida	8/NR	79-54	W
F.22	*	GEORGIA	8/NR	85-74	W
F.25	*	at Auburn	7/NR	83-58	W
F.28	*	at South Carolina	7/14	69-57	W
		SEC Tournament (Atlanta)			
M.6	6	Alabama	7/NR	82-71	W
M.7	6	Arkansas	7/16	99-74	W
M.8	6	South Carolina (finals)	7/15	86-56	W
		NCAA First/Second Rounds (Atlanta)			
M.13	6	South Carolina State	5/NR	82-67	W
M.15	6	Saint Louis	5/NR	88-61	W
		NCAA South Regional (St. Petersburg, Fla.)			
M.20	7	UCLA	5/19	94-68	W
M.22	7	Duke	5/3	86-84	W
		NCAA Final Four (San Antonio)			
M.28	8	Stanford	5/10	OT 86-85	W
M.30	8	Utah	5/7	78-69	W
				3123-2612	

1 EA Sports Maui Invitational (Lahaina Civic Center, Maui, Hawaii)
2 Premier Classic (Phoenix)
3 Great Eight (United Center, Chicago)
4 RCA Dome (Indianapolis)
5 Freedom Hall (Louisville, Ky.)
6 Georgia Dome (Atlanta)
7 Tropicana Field (St. Petersburg, Fla.)
8 Alamodome (San Antonio)

—Leading Scorers—

Jeff Sheppard (6-3 Sr. G)	13.7
Nazr Mohammed (6-10 Jr. C)	12.0
Scott Padgett (6-9 Jr. F)	11.5
Wayne Turner (6-2 Jr. G)	9.3
Allen Edwards (6-5 Sr. F)	9.2

1998-99 (28-9, 11-5 SEC)

SEC Tournament Champions; Ranked 8th AP, t5th USA Today/ESPN
Coach: Tubby Smith
Captains: Heshimu Evans, Scott Padgett, Wayne Turner

N.17		EASTERN KENTUCKY	4/NR	99-64	W
N.19		MERCER	4/NR	82-51	W
N.23	1	Wright State	4/NR	97-75	W
N.26	2	Colorado	4/NR	84-52	W
N.27	2	Pittsburgh	4/NR	56-68	L
N.28	2	UCLA	4/10	66-62	W
D.1	3	Kansas	8/7	63-45	W
D.5		MIAMI (FLA.)	8/NR	74-65	W
D.8	4	Indiana	5/11	OT 70-61	W
D.12		MARYLAND	5/2	103-91	W
D.19	5	Georgia Tech	3/NR	80-39	W
D.22	6	Duke	3/2	60-71	L
D.26		at Louisville	3/NR	74-83	L
D.29		TENNESSEE STATE	7/NR	97-47	W
J.2	*	FLORIDA	7/NR	93-58	W
J.5	*	at South Carolina	5/NR	68-61	W
J.9	*	at Vanderbilt	5/NR	73-57	W
J.12	*	TENNESSEE	6/NR	46-47	L
J.16	*	at Ole Miss	6/NR	63-57	W
J.20	*	AUBURN	7/6	72-62	W
J.23	*	MISSISSIPPI STATE	7/NR	76-49	W
J.26	*	at Georgia	6/NR	OT 91-83	W
J.30	*	LSU	6/NR	86-62	W
F.4	*	at Florida	5/NR	66-75	L
F.6	*	at Alabama	5/NR	58-62	L
F.13	*	SOUTH CAROLINA	18/NR	74-40	W
F.17	*	GEORGIA	6/NR	92-71	W
F.20	*	at Arkansas	6/NR	70-74	L
F.24	*	VANDERBILT	13/NR	88-63	W
F.28	*	at Tennessee	13/NR	61-68	L
		SEC Tournament (Atlanta)			
M.5	5	Ole Miss	14/NR	83-73	W
M.6	5	Auburn	14/4	69-57	W
M.7	5	Arkansas	14/22	76-63	W
		NCAA First/Second Rounds (New Orleans)			
M.12	7	New Mexico State	14/NR	82-60	W
M.14	7	Kansas	14/22	OT 92-88	W
		NCAA Midwest Regional (St. Louis)			
M.19	8	Miami (Ohio)	14/NR	58-43	W
M.21	8	Michigan State	14/2	66-73	L
				2790-2320	

1 US Bank Arena (Cincinnati)
2 San Juan Shootout (Bayamone, P.R.)
3 Great Eight (United Center, Chicago)
4 Freedom Hall (Louisville, Ky.)
5 Georgia Dome (Atlanta)
6 Jimmy V Classic (Continental Arena, E. Rutherford, N.J.)
7 Louisiana Superdome (New Orleans)
8 Edward Jones Dome (St. Louis)

— Leading Scorers —

Scott Padgett (6-9 Sr. F)	12.6
Heshimu Evans (6-6 Sr. F)	11.8
Wayne Turner (6-2 Sr. G)	10.5
Michael Bradley (6-10 So. C)	9.8
Jamaal Magloire (6-10 Jr. C)	7.0

1999-00 (23-10, 12-4 SEC)

Co-SEC Champions; Co-SEC East Champions; Preseason NIT Runner-Up;
Ranked 19th AP, 20th USA Today/ESPN
Coach: Tubby Smith

N.17	1	PENNSYLVANIA	14/NR	67-50	W
N.19	1	UTAH	14/16	56-48	W
N.24	1	Maryland	11/24	61-58	W
N.26	1	Arizona	11/8	51-63	L
N.29	2	Dayton	11/NR	86-68	L
D.4	3	Indiana	13/23	75-83	L
D.7		UNC ASHEVILLE	23/NR	86-41	W
D.11		at Maryland	23/21	66-72	L
D.18		LOUISVILLE	NR/NR	76-46	W
D.23		MICHIGAN STATE	NR/5	60-58	W
D.27		ALASKA-ANCHORAGE	NR/NR	62-42	W
D.30	4	Missouri	NR/NR	70-53	W
J.5	5	Georgia Tech	25/NR	80-71	W
J.8	*	VANDERBILT	25/NR	72-52	W
J.11	*	at Auburn	20/4	63-66	L
J.15	*	at South Carolina	20/NR	64-48	W
J.19	*	OLE MISS	18/NR	74-69	W
J.22	*	at Vanderbilt	18/20	OT 81-73	W
J.26	*	at Georgia	16/NR	75-69	W
J.29		at Miami (Fla.)	16/NR	60-57	W
F.1	*	TENNESSEE	14/6	81-68	W
F.5	*	SOUTH CAROLINA	14/NR	76-63	W
F.8	*	at Florida	11/12	73-90	L
F.13	*	at LSU	11/25	57-70	L
F.16	*	ALABAMA	19/NR	66-54	W
F.19	*	GEORGIA	19/NR	70-64	W
F.23	*	at Tennessee	18/7	67-74	L
F.26	*	ARKANSAS	18/NR	60-55	W
F.29	*	at Mississippi State	22/NR	73-61	W
M.4	*	FLORIDA	22/8	85-70	W
		SEC Tournament (Atlanta)			
M.10	6	Arkansas	16/NR	72-86	L
		NCAA First/Second Rounds (Cleveland)			
M.16	7	St. Bonaventure	19/NR	2OT 85-80	W
M.18	7	Syracuse	19/16	50-52	L
				2280-2074	

1 Preseason NIT (Lexington, Ky., and New York)
2 US Bank Arena (Cincinnati)
3 RCA Dome (Indianapolis)
4 Sugar Bowl Classic (New Orleans)
5 Freedom Hall (Louisville, Ky.)
6 Georgia Dome (Atlanta)
7 Cleveland Convocation Center (Cleveland)

—Leading Scorers—

Tayshaun Prince (6-9 So. F)	13.3
Jamaal Magloire (6-10 Sr. C)	13.2
Keith Bogans (6-5 Fr. G)	12.5
Desmond Allison (6-5 So F)	7.8
Jules Camara (6-11 So. F)	7.2

2000-01 (24-10, 12-4 SEC)

Co-SEC Champions; Co-SEC East Champions; SEC Tournament Champions;
Ranked 9th AP, 8th ESPN/USA Today
Coach: Tubby Smith
Captains: Tayshaun Prince, J.P. Blevins

N.9	1	St. John's	12/NR	61-62	L
N.10	1	UCLA	12/17	OT 92-97	L
N.21	2	Jacksonville State	20/NR	91-48	W
N.25		PENN STATE	22/NR	68-73	L
D.2		at North Carolina	NR/6	93-76	W
D.5		EASTERN KENTUCKY	NR/NR	94-79	W
D.9	3	Georgia Tech	NR/NR	84-86	L
D.16		at Michigan State	NR/2	45-46	L
D.22	4	Indiana	NR/NR	88-74	W
D.27		HIGH POINT	NR/NR	102-49	W
J.2		at Louisville	NR/NR	64-62	W
J.6	*	GEORGIA	NR/NR	67-63	W
J.10	*	SOUTH CAROLINA	NR/NR	69-63	W
J.13		NOTRE DAME	NR/25	82-71	W
J.16	*	TENNESSEE	NR/4	84-74	W
J.20	*	at Ole Miss	NR/21	55-65	L
J.23	*	at Alabama	NR/18	60-70	L
J.27	*	VANDERBILT	NR/NR	86-75	W
J.31	*	at Georgia	NR/25	85-70	W
F.3	*	at South Carolina	NR/NR	94-61	W
F.6	*	FLORIDA	NR/6	71-70	W
F.10	*	MISSISSIPPI STATE	NR/NR	76-57	W
F.14	*	at Tennessee	22/15	103-95	W
F.17	*	at Vanderbilt	22/NR	79-74	W
F.21	*	LSU	13/NR	84-61	W
F.25	*	at Arkansas	13/NR	78-82	L
F.28	*	AUBURN	15/NR	90-78	W
M.4	*	at Florida	15/6	86-94	L
		SEC Tournament (Nashville, Tenn.)			
M.9	5	South Carolina	15/NR	78-65	W
M.10	5	Arkansas	15/NR	87-78	W
M.11	5	Ole Miss	15/14	77-55	W
		NCAA First/Second Rounds (Uniondale, N.Y.)			
M.15	6	Holy Cross	9/NR	72-68	W
M.17	6	Iowa	9/24	92-79	W
		NCAA East Regional (Philadelphia, Pa.)			
M.22	7	Southern California	9/NR	76-80	L
				2713-2400	

1 Coaches vs. Cancer (Madison Square Garden, New York)
2 US Bank Arena (Cincinnati)
3 Georgia Dome (Atlanta)
4 Freedom Hall (Louisville, Ky.)
5 Gaylord Entertainment Center (Nashville, Tenn.)
6 Nassau Coliseum (Uniondale, N.Y.)
7 First Union Center (Philadelphia)

—Leading Scorers—

Keith Bogans (6-5 So. G)	17.0
Tayshaun Prince (6-9 Jr. F)	16.9
Jason Parker (6-8 Fr. C)	8.6
Marquis Estill (6-9 So. F)	7.3
Saul Smith (6-2 Sr. G)	6.8

2001-02 (22-10, 10-6 SEC)

Co-SEC East Champions; Ranked 16th AP, 13th USA Today/ESPN
Coach: Tubby Smith
Captains: J.P. Blevins, Tayshaun Prince

N.15	1	WESTERN KENTUCKY	4/NR	52-64	L
N.16	1	MARSHALL	4/NR	90-73	W
N.24		MOREHEAD STATE	10/NR	94-75	W
N.28	2	Kent State	13/NR	82-68	W
D.5		VMI	11/NR	99-57	W
D.8		NORTH CAROLINA	11/NR	79-59	W
D.15		KENTUCKY STATE	9/NR	118-63	W
D.18	3	Duke	7/1	OT 92-95	L
D.22	4	Indiana	7/NR	66-52	W
D.29		LOUISVILLE	6/NR	82-62	W
J.2	5	Tulane	6/NR	101-67	W
J.5	*	at Mississippi State	6/NR	OT 69-74	L
J.9	*	GEORGIA	8/NR	84-88	L
J.12	*	at South Carolina	6/NR	51-50	W
J.15	*	OLE MISS	12/NR	87-64	W
J.19		at Notre Dame	12/NR	72-65	W
J.22	*	at Auburn	8/NR	69-62	W
J.26	*	ALABAMA	8/14	61-64	L
J.29	*	at Florida	10/5	70-68	W
F.2	*	SOUTH CAROLINA	10/NR	91-74	W
F.6	*	at Tennessee	7/NR	OT 74-76	L
F.9	*	at LSU	7/NR	68-56	W
F.13	*	VANDERBILT	10/NR	67-59	W
F.16	*	at Georgia	10/21	69-78	L
F.19	*	TENNESSEE	12/NR	64-61	W
F.23	*	ARKANSAS	12/NR	71-58	W
F.27	*	at Vanderbilt	11/NR	73-86	L
M.2	*	FLORIDA	11/8	70-67	W
		SEC Tournament (Atlanta)			

M.8	6 South Carolina	12/NR	57-70		L
	NCAA First/Second Rounds (St. Louis)				
M.14	7 Valparaiso	16/NR	83-68	W	
M.16	7 Tulsa	16/NR	87-82	W	
	NCAA East Regional (Syracuse, N.Y.)				
M.22	8 Maryland	16/4	68-78		L
			2460-2183		

1 NABC Classic (Madison Square Garden, New York)
2 US Bank Arena (Cincinnati)
3 Continental Arena (East Rutherford, N.J.)
4 RCA Dome (Indianapolis)
5 Freedom Hall (Louisville, Ky.)
6 Georgia Dome (Atlanta)
7 Edward Jones Dome (St. Louis)
8 Carrier Dome (Syracuse, N.Y.

—Leading Scorers—

Tayshaun Prince (6-9 Sr. F)	17.5
Keith Bogans (6-5 Jr. G)	11.6
Marquis Estill (6-9 Jr. C)	8.9
Gerald Fitch (6-3 So. G)	8.9
Cliff Hawkins (6-1 So. G)	7.1

2002-03 (32-4, 16-0 SEC)

SEC Champions; SEC East Champions; SEC Tournament Champions;
Ranked 1st AP, 4th USA Today/ESPN
Coach: Tubby Smith
Captains: Keith Bogans, Jules Camara, Marquis Estill

N.25	1 Arizona State	15/NR	82-65	W	
N.26	1 Virginia	15/NR	61-75		L
N.27	1 Gonzaga	15/NR	80-72	W	
D.3	HIGH POINT	18/NR	84-64	W	
D.7	at North Carolina	18/12	98-81	W	
D.10	at Tulane	12/NR	76-60	W	
D.14	MICHIGAN STATE	12/21	67-71		L
D.21	2 Indiana	18/6	70-64	W	
D.28	at Louisville	14/NR	63-81		L
D.30	TENNESSEE STATE	20/NR	115-87	W	
J.2	ALCORN STATE	20/NR	94-63	W	
J.4	3 Ohio	20/NR	83-75	W	
J.8	* at Tennessee	18/NR	74-71	W	
J.11	* SOUTH CAROLINA	18/NR	62-55	W	
J.14	* at Vanderbilt	16/NR	74-52	W	
J.18	NOTRE DAME	16/10	88-73	W	
J.22	* AUBURN	8/24	67-51	W	
J.25	* at Alabama	8/15	63-46	W	
F.1	* at South Carolina	7/NR	87-69	W	
F.4	* FLORIDA	6/1	70-55	W	
F.8	* at Ole Miss	6/NR	80-62	W	
F.11	* GEORGIA	3/20	87-67	W	
F.15	* LSU	3/NR	68-57	W	
F.19	* at Arkansas	2/NR	66-50	W	
F.23	* MISSISSIPPI STATE	2/19	70-62	W	
F.26	* TENNESSEE	2/NR	80-68	W	
M.2	* at Georgia	2/21	74-66	W	
M.5	* VANDERBILT	2/NR	106-44	W	
M.8	* at Florida	2/3	69-67	W	
	SEC Tournament (New Orleans)				
M.14	4 Vanderbilt	2/NR	81-63	W	
M.15	4 Auburn	2/NR	78-58	W	
M.16	4 Mississippi State	2/NR	64-57	W	
	NCAA First/Second Rounds (Nashville, Tenn.)				
M.21	5 IUPUI	1/NR	95-64	W	
M.23	5 Utah	1/NR	74-54	W	
	NCAA Midwest Regional (Minneapolis)				
M.27	6 Wisconsin	1/21	63-57	W	
M.29	6 Marquette	1/9	69-83		L
			2782-2309		

1 EA Sports Maui Invitational (Lahaina Civic Center, Maui, Hawaii)
2 Freedom Hall (Louisville, Ky.)
3 US Bank Arena (Cincinnati)
4 Louisiana Superdome (New Orleans)
5 Gaylord Entertainment Center (Nashville, Tenn.)
6 Hubert H. Humphery Metrodome (Minneapolis)

—Leading Scorers—

Keith Bogans (6-5 Sr. G)	15.7
Gerald Fitch (6-3 Jr. G)	12.3
Marquis Estill (6-9 Sr. C)	11.6
Erik Daniels (6-8 Jr. F)	9.5
Chuck Hayes (6-6 So. F)	8.6

2003-04 (27-5, 13-3 SEC)

SEC East Champions; SEC Tournament Champions;
Ranked 2nd AP, 8th USA Today/ESPN
Coach: Tubby Smith

N.21	WINTHROP	10/NR	65-44	W	
N.28	TENNESSEE TECH	10/NR	108-81	W	
D.1	1 Marshall	9/NR	89-76	W	
D.6	2 UCLA	9/NR	52-50	W	
D.13	3 Michigan State	8/21	79-74	W	
D.20	4 Indiana	2/NR	80-41	W	
D.23	EASTERN KENTUCKY	2/NR	101-72	W	
D.27	LOUISVILLE	2/20	56-65		L
D.31	5 Austin Peay	8/NR	61-53	W	
J.3	NORTH CAROLINA	8/9	61-56	W	
J.10	* VANDERBILT	7/20	75-63	W	
J.13	* at Mississippi State	5/20	67-66	W	
J.17	* GEORGIA	5/NR	57-65		L
J.20	* at Tennessee	9/NR	OT 69-68	W	
J.25	at Notre Dame	9/NR	71-63	W	
J.28	* OLE MISS	5/NR	71-61	W	
J.31	* at Vanderbilt	5/NR	60-66		L
F.3	* at Florida	9/21	68-65	W	
F.7	* SOUTH CAROLINA	9/25	65-64	W	
F.10	* ALABAMA	8/NR	66-55	W	
F.14	* at Georgia	8/NR	68-74		L
F.18	* ARKANSAS	9/NR	73-56	W	
F.21	* at Auburn	9/NR	68-59	W	
F.25	* TENNESSEE	9/NR	92-60	W	
F.29	* at LSU	9/NR	70-64	W	
M.3	* at South Carolina	9/NR	84-65	W	
M.7	* FLORIDA	9/NR	82-62	W	
	SEC Tournament (Atlanta)				
M.12	6 Georgia	8/NR	69-60	W	
M.13	6 South Carolina	8/NR	78-63	W	
M.14	6 Florida	8/NR	89-73	W	
	NCAA First/Second Rounds (Columbus, Ohio)				
M.19	7 Florida A&M	2/NR	96-76	W	
M.21	7 UAB	2/NR	75-76		L
			2365-2036		

1 US Bank Arena (Cincinnati)
2 Wooden Classic (Arrowhead Pond, Anaheim, Calif.)
3 Ford Field (Detroit)
4 RCA Dome (Indianapolis)
5 Freedom Hall (Louisville, Ky.)
6 Georgia Dome (Atlanta)
7 Nationwide Arena (Columbus, Ga.)

—Leading Scorers—

Gerald Fitch (6-3 Sr. G)	16.2
Erik Daniels (6-8 Sr. F)	14.5
Keienna Azubuike (6-5 So. G)	11.1
Chuck Hayes (6-6 Jr. F)	10.7
Cliff Hawkins (6-1 Sr., G)	10.3

2004-05 (28-6, 14-2 SEC)

SEC Champions; SEC East Champions; Ranked 7th AP, 5th USA Today/ESPN
Coach: Tubby Smith
Captains: Josh Carrier, Chuck Hayes

N.20	COPPIN STATE	9/NR	77-46	W	
N.23	1 Ball State	8/NR	73-53	W	
N.26	GEORGIA STATE	8/NR	77-59	W	
N.30	TENNESSEE TECH	8/NR	92-63	W	
D.4	at North Carolina	8/9	78-91		L
D.8	MOREHEAD STATE	10/NR	71-40	W	
D.11	2 Indiana	10/NR	73-58	W	
D.18	at Louisville	9/13	60-58	W	
D.22	WILLIAM & MARY	8/NR	92-47	W	
D.29	CAMPBELL	8/NR	82-50	W	
J.5	* SOUTH CAROLINA	8/NR	79-75	W	
J.9	KANSAS	8/2	59-65		L
J.12	* VANDERBILT	9/NR	69-54	W	
J.15	* at Georgia	9/NR	76-55	W	
J.19	* at Ole Miss	8/NR	53-50	W	
J.22	* LSU	8/NR	89-58	W	
J.25	* at Tennessee	7/NR	84-62	W	
J.29	* at Arkansas	7/NR	68-67	W	
F.5	* at Vanderbilt	6/NR	84-70	W	
F.8	* FLORIDA	5/NR	69-66	W	
F.12	* GEORGIA	5/NR	60-51	W	
F.15	* at South Carolina	3/NR	61-73		L
F.19	* MISSISSIPPI STATE	3/NR	94-78	W	
F.23	* AUBURN	5/NR	81-73	W	
F.26	* at Alabama	5/16	78-71	W	
M.2	* TENNESSEE	3/NR	73-61	W	
M.6	* at Florida	3/NR	52-53		L
	SEC Tournament (Atlanta)				
M.11	3 Tennessee	4/NR	86-62	W	
M.12	3 LSU	4/NR	OT 79-78	W	
M.13	3 Florida	4/NR	53-70		L
	NCAA First/Second Rounds (Indianapolis)				
M.17	4 Eastern Kentucky	7/NR	72-64	W	
M.19	4 Cincinnati	7/23	69-60	W	
	NCAA Austin Regional (Austin, Texas)				
M.25	5 Utah	7/18	62-52	W	
M.27	5 Michigan State	7/15	2OT 88-94		L
			2503-2127		

1 US Bank Arena (Cincinnati)
2 Freedom Hall (Louisville, Ky.)
3 Georgia Dome (Atlanta)
4 RCA Dome (Indianapolis)
5 Frank Erwin Center (Austin, Texas)

—Leading Scorers—

Kelenna Azubuike (6-5 Jr. F)	14.7
Patrick Sparks (6-0 Jr. G)	11.0
Chuck Hayes (6-6 Sr. F)	10.9
Randolph Morris (6-10 Fr. C)	8.8
Rajon Rondo (6-1 Fr G)	8.1

2005-06 (22-13, 9-7 SEC)

Coach: Tubby Smith
Captains: Preston LeMaster, Ravi Moss, Patrick Sparks, Brandon Stockton

N.13	1 SOUTH DAKOTA ST	9/NR	71-54	W	
N.14	1 LIPSCOMB	8/NR	67-49	W	
N.21	2 Iowa	7/18	63-67		L
N.22	2 West Virginia	7/13	80-66	W	
N.25	LIBERTY	7/NR	81-51	W	
N.29	HIGH POINT	10/NR	75-55	W	
D.3	NORTH CAROLINA	10/NR	79-83		L
D.6	3 at Georgia State	15/NR	73-46	W	
D.10	4 Indiana	15/18	53-79		L
D.17	LOUISVILLE	23/4	73-61	W	
D.23	5 Iona	19/NR	73-67	W	
D.30	6 Ohio	18/NR	71-63	W	
J.3	UCF	19/NR	59-57	W	
J.7	at Kansas	19/NR	46-73		L
J.10	* VANDERBILT	NR/NR	51-57		L
J.14	* ALABAMA	NR/NR	64-68		L
J.17	* at Georgia	NR/NR	69-55	W	
J.21	* SOUTH CAROLINA	NR/NR	80-78	W	
J.24	* at Auburn	NR/NR	71-62	W	
J.29	* ARKANSAS	NR/NR	78-76	W	
F.1	* at Mississippi State	NR/NR	81-66	W	
F.4	* at Florida	NR/8	80-95		L
F.7	* TENNESSEE	NR/11	67-75		L
F.11	* at Vanderbilt	NR/NR	81-84		L
F.15	* GEORGIA	NR/NR	68-61	W	
F.18	* at South Carolina	NR/NR	79-66	W	
F.22	* OLE MISS	NR/NR	80-40	W	
F.25	* at LSU	NR/24	67-71		L
M.1	* at Tennessee	NR/11	80-78	W	
M.5	* FLORIDA	NR/17	64-79		L
	SEC Tournament (Nashville, Tenn.)				
M.9	7 Ole Miss	NR/NR	71-57	W	
M.10	7 Alabama	NR/NR	68-61	W	
M.11	7 South Carolina	NR/NR	61-65		L
	NCAA First/Second Rounds (Philadelphia)				
M.17	8 UAB	NR/25	69-64	W	
M.19	8 Connecticut	NR/2	83-87		L
			2477-2314		

1 Guardians Classic (Lexington, Ky.)
2 Guardians Classic (Municipal Auditorium, Kansas City, Mo.)
3 Philips Arena (Atlanta)
4 RCA Dome (Indianapolis)
5 Freedom Hall (Louisville, Ky.)
6 US Bank Arena (Cincinnati)
7 Gaylor Entertainment Center (Nashville, Tenn.)
8 Wachovia Center (Philadelphia)

—Leading Scorers—

Randolph Morris (6-10 So. C)	13.3
Rajon Rondo (6-1 So. G)	11.2
Joe Crawford (6-4 So. G)	10.2
Patrick Sparks (6-0 Sr. G)	9.7
Ramel Bradley (6-1 So. G)	7.9

2006-07 (22-12, 9-7 SEC)

Coach: Tubby Smith
Captains: Lukasz Obrzut, Bobby Perry, Sheray Thomas

N.15	MIAMI (OHIO)	22/NR	57-46	W	
N.17	MISS. VALLEY STATE	22/NR	79-56	W	
N.20	1 DePaul	20/NR	87-81	W	
N.21	1 UCLA	20/5	68-73		L
N.22	1 Memphis	20/11	63-80		L
N.28	COL. of CHARLESTON	NR/NR	77-61	W	
D.2	at North Carolina	NR/7	63-75		L
D.5	2 Chattanooga	NR/NR	79-63	W	
D.9	INDIANA	NR/NR	59-54	W	
D.16	at Louisville	NR/NR	61-49	W	
D.19	SANTA CLARA	NR/NR	74-60	W	
D.22	MASSACHUSETTS	NR/NR	82-68	W	
D.29	EASTERN KENTUCKY	NR/NR	78-65	W	
J.3	HOUSTON	NR/NR	77-70	W	
J.6	* at Ole Miss	NR/NR	68-58	W	
J.10	* AUBURN	NR/NR	84-57	W	
J.13	* MISSISSIPPI STATE	NR/NR	64-60	W	
J.16	* at South Carolina	25/NR	87-49	W	
J.20	* VANDERBILT	25/NR	67-72		L
J.24	* at Georgia	NR/NR	OT 69-78		L
J.28	* TENNESSEE	NR/NR	76-57	W	
F.3	* at Arkansas	NR/NR	82-74	W	
F.7	* SOUTH CAROLINA	20/NR	95-89	W	
F.10	* FLORIDA	20/1	61-64		L
F.13	* at Tennessee	20/NR	85-89		L
F.17	* at Alabama	20/25	61-72		L
F.20	* LSU	NR/NR	70-63	W	
F.25	* at Vanderbilt	NR/17	65-67		L
F.28	* GEORGIA	NR/NR	82-70	W	
M.4	* at Florida	NR/5	72-85		L
	SEC Tournament (Atlanta)				
M.8	3 Alabama	NR/NR	79-67	W	
M.9	3 Mississippi State	NR/NR	OT 82-84		L
	NCAA First/Second Rounds (Chicago)				
M.16	4 Villanova	NR/NR	67-58	W	
M.18	4 Kansas	NR/2	76-88		L
			2496-2302		

1 EA Sports Maui Invitational (Lahaina Civic Center, Maui, Hawaii)
2 Freedom Hall (Louisville, Ky.)
3 Georgia Dome (Atlanta)
4 United Center (Chicago)

—Leading Scorers—

Randolph Morris (6-11 Jr. C)	16.1
Joe Crawford (6-5 Jr. G)	14.0
Ramel Bradley (6-2 Jr. G)	13.4
Jodie Meeks (6-5 Fr. G)	8.7
Bobby Perry (6-8 Sr. F)	8.4

BILLY GILLISPIE ERA (2008-2009)

2007-08 (18-13, 12-4 SEC)

Coach: Billy Gillispie

N.6	1 CENTRAL ARKANSAS	20/NR	67-40	W	
N.7	1 GARDNER-WEBB	20/NR	68-84		L
N.21	LIBERTY	NR/NR	80-54	W	
N.24	TEXAS SOUTHERN	NR/NR	83-35	W	
N.27	STONY BROOK	NR/NR	62-52	W	
D.1	NORTH CAROLINA	NR/1	77-86		L
D.8	at Indiana	NR/15	51-70		L
D.15	2 vs. UAB	NR/NR	76-79		L
D.18	at Houston	NR/NR	69-83		L
D.22	TENNESSEE TECH	NR/NR	69-47	W	
D.29	SAN DIEGO	NR/NR	72-81		L
D.31	FLORIDA INT	NR/NR	92-49	W	
J.5	LOUISVILLE	NR/NR	75-89		L
J.12	* VANDERBILT	NR/13	79-73 OT	W	
J.15	* at Mississippi State	NR/NR	69-64		L
J.19	* at Florida	NR/NR	70-81 OT		L
J.22	* TENNESSEE	NR/8	72-66	W	
J.26	* SOUTH CAROLINA	NR/NR	78-70	W	
F.2	* at Georgia	NR/NR	63-58	W	
F.6	* at Auburn	NR/NR	66-63	W	
F.9	* ALABAMA	NR/NR	62-52	W	
F.12	* at Vanderbilt	NR/24	52-93		L
F.16	* at LSU	NR/NR	67-63	W	
F.19	* GEORGIA	NR/NR	61-65	W	
F.23	* ARKANSAS	NR/NR	63-58	W	
F.27	* OLE MISS	NR/NR	58-54	W	
M.2	* at Tennessee	NR/2	60-63		L
M.5	* at South Carolina	NR/NR	71-63	W	
M.9	* FLORIDA	NR/NR	75-70	W	
	SEC Tournament (Atlanta, Ga.)				
M.15	3 vs. Georgia	NR/NR	56-60 OT		L
	NCAA First/Second Rounds (Anaheim, Calif.)				
M.20	4 vs. Marquette	NR/25	66-74		L

1 2k Sports College Hoops Classic (Lexington, Ky.)
2 Freedom Hall (Louisville, Ky.)
3 Alexander Memorial Coliseum- Ga. Tech (Atlanta)
4 Honda Center (Anaheim, Calif.)

—Leading Scorers—

Joe Crawford (6-5, Sr.)	17.9

Patrick Patterson (6-8, Fr.)	16.4
Ramel Bradley (6-2, Sr.)	15.9
Jodie Meeks (6-4, So.)	8.8
Perry Stevenson (6-9, So.)	5.9

2008-09 (22-14, 8-8 SEC)

Coach: Billy Gillispie

N.14		VMI	NR/NR	103-111	L
N.18		at North Carolina	NR/1	58-77	L
N.22	1	DELAWARE STATE	NR/NR	71-42	W
N.24	1	LONGWOOD	NR/NR	91-57	W
N.28	2	vs. Kansas State	NR/NR	74-72	W
N.29	2	vs. West Virginia	NR/NR	54-43	W
D.3		LAMAR	NR/NR	103-61	W
D.6		MIAMI (FLA)	NR/21	67-73	L
D.7		MISSISSIPPI VALLEY ST	NR/NR	88-65	W
D.13		INDIANA	NR/NR	72-54	W
D.20	3	vs. Appalachian State	NR/NR	93-69	W
D.22		TENNESSEE STATE	NR/NR	102-58	W
D.27		FLORIDA ATLANTIC	NR/NR	76-69	W
D.29		CENTRAL MICHIGAN	NR/NR	84-52	W
J. 4		at Louisville	NR/18	71-74	L
J.10	*	VANDERBILT	NR/NR	70-60	W
J.13	*	at Tennessee	NR/24	90-72	W
J.18	*	at Georgia	NR/NR	68-45	W
J.21	*	AUBURN	NR/NR	73-64	W
J.24	*	at Alabama	NR/NR	61-51	W
J.27	*	at Ole Miss	NR/NR	80-85	L
J.31	*	SOUTH CAROLINA	NR/NR	77-78	L
F.3	*	MISSISSIPPI STATE	NR/NR	57-66	L
F.10	*	FLORIDA	NR/NR	68-65	W
F.14	*	at Arkansas	NR/NR	79-63	W
F.17	*	at Vanderbilt	NR/NR	64-77	L
F.21	*	TENNESSEE	NR/NR	77-58	W
F.25	*	at South Carolina	NR/NR	59-77	L
F.28	*	LSU	NR/18	70-73	L
M.4	*	GEORGIA	NR/NR	85-90	L
M.7	*	at Florida	NR/NR	53-60	L
		SEC Tournament (Tampa, Fla.)			
M.12	4	vs. Ole Miss	NR/NR	71-58	W
M.13	4	vs. LSU	NR/20	58-67	L
		NIT			
M.17	5	UNLV	NR/NR	70-60	W
M.23	6	at Creighton	NR/NR	65-63	W
M.25	7	at Notre Dame	NR/NR	67-77	L
				2669-2386	

1 Las Vegas Invitational (Lexington, Ky.)
2 Las Vegas Invitational (Orleans Arena, Las Vegas, Nev.)
3 Freedom Hall (Louisville)
4 St. Pete Times Forum (Tampa, Fla.)
5 Memorial Coliseum (Lexington, Ky.)
6 Qwest Center (Omaha, Neb.)
7 Joyce Center (South Bend, Ind.)

—Leading Scorers—

Jodie Meeks (6-4, Jr., G)	23.7
Patrick Patterson (6-9, So., F)	17.9
Perry Stevenson (6-9, Jr., F)	7.8
Ramon Harris (6-7, Jr., G)	5.5
Darius Miller (6-7, Fr., G)	5.3

JOHN CALIPARI ERA (2010-PRESENT)

2009-10 (35-3, 14-2 SEC)

SEC Champions; SEC East Champions; SEC Tournament Champions; Ranked 2nd AP, 5th USA Today/ESPN

Coach: John Calipari

N.13		MOREHEAD STATE	4/NR	75-59	W
N.16		MIAMI (OHIO)	4/NR	72-70	W
N.19	1	SAM HOUSTON STATE	4/NR	102-92	W
N.21	1	RIDER	4/NR	92-63	W
N.24	2	vs. Cleveland State	5/NR	73-49	W
N.25	2	vs. Stanford	5/NR	73-65 OT	W
N.30	3	vs. UNC Ashville	5/NR	94-57	W
D.5		NORTH CAROLINA	5/10	68-66	W
D.9	4	at Connecticut	4/14	64-61	W
D.12		at Indiana	4/NR	90-73	W
D.19		AUSTIN PEAY	3/NR	90-69	W
D.21		DREXEL	3/NR	88-44	W
D.23		LONG BEACH STATE	3/NR	86-73	W
D.29		HARTFORD	3/NR	104-61	W
J.2		LOUISVILLE	3/NR	71-62	W
J.9	*	GEORGIA	3/NR	76-68	W
J.12	*	at Florida	2/NR	89-77	W
J.16	*	at Auburn	2/NR	72-67	W
J.23	*	ARKANSAS	2/NR	101-70	W
J.26	*	at South Carolina	1/NR	62-68	L
J.30	*	VANDERBILT	1/21	85-72	W
F.2	*	OLE MISS	4/25	85-75	W
F.6	*	at LSU	4/NR	81-55	W
F.9	*	ALABAMA	3/NR	66-55	W
F.13	*	TENNESSEE	3/12	73-62	W
F.16	*	at Mississippi State	3/NR	81-75 OT	W
F.20	*	at Vanderbilt	2/17	58-56	W
F.25	*	SOUTH CAROLINA	2/NR	82-61	W
F.27	*	at Tennessee	2/19	65-74	L
M.3	*	at Georgia	3/NR	80-69	W
M.7	*	FLORIDA	3/NR	74-66	W
		SEC Tournament (Nashville, Tenn.)			
M.12	5	vs. Alabama	2/NR	73-67	W
M.13	5	vs. Tennessee	2/15	74-45	W
M.14	5	vs. Mississippi State	2/NR	75-74 OT	W
		NCAA Tournament First/Second Rounds (New Orleans)			
M.18	6	vs. East Tennessee State	2/NR	100-71	W
M.20	6	vs. Wake Forest	2/NR	90-60	W
		NCAA Tournament East Regional (Syracuse, N.Y.)			
M.25	7	vs. Cornell	2/NR	62-45	W
M.27	7	vs. West Virginia	2/6	66-73	L
				3012-2468	

1 Cancun Challenge (Rupp Arena, Lexington, Ky.)
2 Cancun Challenge (Moon Palace Resort, Cancun, Mexico)
3 Freedom Hall (Louisville, Ky.)
4 SEC/Big East Challenge (Madison Square Garden, New York)
5 Bridgestone Arena, Nashville, Tenn.
6 New Orleans Arena, New Orleans
7 Carrier Dome, Syracuse, N.Y.

—Leading Scorers—

John Wall (6-4, Fr.)	16.6
DeMarcus Cousins (6-11, Fr.)	15.1
Patrick Patterson (6-9, Jr.)	14.3
Eric Bledsoe (6-1, Fr.)	11.3
Darius Miller (6-7, So.)	6.5

2010-11 (29-9, 10-6 SEC)

SEC Tournament Champions; NCAA Final Four; Ranked 11th AP, 3rd USA Today/ESPN

Coach: John Calipari

N.12		EAST TENNESSEE STATE	11/NR	88-65	W
N.19	1	Portland	12/NR	79-48	W
N.22	2	Oklahoma	8/NR	76-64	W
N.23	2	Washington	8/13	74-67	W
N.24	2	Connecticut	8/NR	67-84	L
N.30		BOSTON	10/NR	91-57	W
D.4		at North Carolina	10/NR	73-75	L
D.8	3	Notre Dame	17/23	72-58	W
D.11		INDIANA	17/NR	81-62	W
D.18		MISS. VALLEY STATE	17/NR	85-60	W
D.22		WINTHROP	13/NR	89-52	W
D.28		COPPIN STATE	11/NR	91-61	W
D.31		at Louisville	11/22	78-63	W
J.3		PENN	10/NR	86-62	W
J.8	*	at Georgia	10/NR	70-77	L
J.11	*	AUBURN	13/NR	78-54	W
J.15	*	LSU	13/NR	82-44	W
J.18	*	at Alabama	12/NR	66-68	L
J.22	*	at South Carolina	12/NR	67-58	W
J.29	*	GEORGIA	14/NR	66-60	W
F.1	*	at Ole Miss	10/NR	69-71	L
F.5	*	at Florida	10/NR	68-70	L
F.8	*	TENNESSEE	18/NR	73-61	W
F.12	*	at Vanderbilt	18/23	77-81	L
F.15	*	MISSISSIPPI STATE	22/NR	85-79	W
F.19	*	SOUTH CAROLINA	22/NR	90-59	W
F.23	*	at Arkansas	22/NR	OT 76-77	L
F.26	*	FLORIDA	22/13	76-68	W
M.1	*	VANDERBILT	20/21	68-66	W
M.6	*	at Tennessee	20/NR	64-58	W
		SEC Tournament (Atlanta)			
M.11	4	Ole Miss	15/NR	75-66	W
M.12	4	Alabama	15/NR	72-58	W
M.13	4	Florida	15/12	70-54	W
		NCAA First/Second Rounds (Tampa, Fla.)			
M.17	5	Princeton	11/NR	59-57	W
M.19	5	West Virginia	11/22	71-63	W
		NCAA East Regional (Newark, N.J.)			
M.25	6	Ohio State	11/1	62-60	W
M.27	6	North Carolina	11/7	76-69	W
		NCAA Final Four (Houston)			
A.2	7	Connecticut	11/9	55-56	L
				2,845-2,412	

1 Rose Garden (Portland, Ore.)
2 EA Sports Maui Invitational (Lahaina Civic Center, Maui, Hawaii)
3 SEC/Big East Invitational (Freedom Hall, Louisville, Ky.)
4 Georgia Dome (Atlanta)
5 St. Pete Times Forum (Tampa, Fla.)
6 Prudential Center (Newark, N.J.)
7 Reliant Stadium (Houston)

—Leading Scorers—

Brandon Knight (6-3 Fr. G)	17.3
Terrence Jones (6-8 Fr. F)	15.7
Doron Lamb (6-4 Fr. G)	12.3
Darius Miller (6-7 Jr. G)	10.9
DeAndre Liggins (6-6 Jr. G)	8.6

2011-12 (38-2, 16-0 SEC)

National Champions; SEC Champions; SEC East Champions; Ranked 1st AP, 1st USA Today/ESPN

Coach: John Calipari

N.11		MARIST	2/NR	108-58	W
N.15	1	vs. Kansas	2/12	75-65	W
N.19	2	vs. Penn State	2/NR	85-47	W
N.20	2	vs. Old Dominion	2/NR	62-52	W
N.23		RADFORD	2/NR	88-40	W
N.26		PORTLAND	2/NR	87-63	W
D.1		ST. JOHN'S	1/NR	81-59	W
D.3		NORTH CAROLINA	1/5	73-72	W
D.10		at Indiana	1/NR	73-72	L
D.17		CHATTANOOGA	3/NR	87-62	W
D.20		SAMFORD	3/NR	82-50	W
D.22		LOYOLA	3/NR	87-63	W
D.28		LAMAR	3/NR	86-64	W
D.31		LOUISVILLE	3/4	69-62	W
J.3	3	vs. Arkansas Little Rock	2/NR	73-51	W
J.7	*	SOUTH CAROLINA	2/NR	79-64	W
J.11	*	at Auburn	2/NR	68-53	W
J.14	*	at Tennessee	2/NR	65-62	W
J.17	*	ARKANSAS	2/NR	86-63	W
J.21	*	ALABAMA	2/NR	77-71	W
J.24	*	at Georgia	1/NR	57-44	W
J.28	*	at LSU	1/NR	74-50	W
J.31	*	TENNESSEE	1/NR	69-44	W
F.4	*	at South Carolina	1/NR	86-52	W
F.7	*	FLORIDA	1/8	78-58	W
F.11	*	at Vanderbilt	1/NR	69-63	W
F.18	*	OLE MISS	1/NR	77-62	W
F.21	*	at Mississippi State	1/NR	73-64	W
F.25	*	VANDERBILT	1/NR	83-74	W
M.1	*	GEORGIA	1/NR	79-49	W
M.4	*	at Florida	1/16	74-59	W
		SEC Tournament (New Orleans)			
M.9	4	LSU	1/NR	60-51	W
M.10	4	Florida	1/22	74-71	W
M.11	4	Vanderbilt	1/NR	71-64	L
		NCAA First/Second Rounds (Louisville, Ky.)			
M.15	5	Western Kentucky	1/NR	81-66	W
M.17	5	Iowa State	1/NR	87-71	W
		NCAA East Regional (Atlanta)			
M.23	6	Indiana	1/16	102-90	W
M.25	6	Baylor	1/9	82-70	W
		NCAA Final Four (New Orleans)			
M.31	7	Louisville	1/17	69-61	W
A.2	7	Kansas	1/6	67-59	W
				3,095-2,423	

1 Champions Classic (Madison Square Gardan, New York)
2 Hall of Fame Tip-off (Mohegan Sun, Uncasville, Conn.)
3 Freedom Hall (Louisville, Ky.)
4 Superdome (New Orleans)
5 KFC Yum! Center (Louisville, Ky.)
6 Georgia Dome (Atlanta)
7 Superdome (New Orleans)

—Leading Scorers—

Anthony Davis (6-10 Fr. F)	14.2
Doron Lamb (6-4 So. G)	13.7
Terrence Jones (6-9, So. F)	12.3
Michael Kidd-Gilchrist (6-7, Fr. F)	11.9
Marquis Teague (6-2, Fr. G)	10.0

SERIES RECORDS VS. OPPONENTS

School	W	L	Last Time	Date
Advent Memorial	0	1	L, 41-27	1/18/1909
Air Force	1	0	W, 78-58	12/17/65
Akron	2	0	W, 83-64	11/28/81
Alabama	102	36	W, 77-71	1/21/12
Alaska-Anchorage	5	0	W, 62-42	12/27/99
Alcorn State	1	0	W, 94-63	1/2/03
Alumni	4	0	W, 62-25	12/7/40
American	1	0	W, 75-52	12/23/97
Appalachian State	1	0	W, 93-69	12/20/08
Arizona	2	3	L, 63-51	11/26/99
Arizona State	3	0	W, 82-65	11/25/02
Arkansas	25	8	W, 86-63	1/17/12
Arkansas-Little Rock	1	0	W, 73-51	1/3/12
Arkansas State	1	0	W, 75-6	1/8/45
Army	1	0	W, 80-65	12/21/68
Ashland YMCA	2	0	W, 30-19	1/20/14
Auburn	86	17	W, 68-53	1/11/12
Austin Peay	5	0	W, 90-69	12/19/09
Ball State	1	0	W, 73-53	11/23/04
Baylor	7	0	W, 82-70	3/25/12
Berea	11	0	W, 56-32	12/4/44
Bethany	1	0	W, 24-11	2/4/11
Boston University	3	0	W, 91-57	11/30/10
Bowling Green	2	1	L, 56-54	12/16/88
Bradley	3	0	W, 79-58	11/30/79
BYU	3	0	W, 93-68	3/17/84
Butler	4	0	W, 90-53	11/27/82
California	2	0	W, 89-71	11/28/88
Campbell	1	0	W, 82-50	12/29/04
Canisius	2	0	W, 81-54	12/10/97
Carnegie Tech	2	0	W, 61-14	12/28/43
Centenary	3	1	W, 70-18	12/27/40
Central	7	9	W, 52-10	2/1/12
Central Arkansas	1	0	W, 67-40	11/06/07
Central Florida	1	0	W, 59-57	1/3/06
Central Michigan	2	0	W, 84-52	12/29/08
Centre	18	10	W, 47-11	2/13/29
CCNY	0	1	L, 89-50	3/14/50
Chaminade	1	0	W, 89-57	11/26/85
Charlotte	2	0	W, 84-81	12/19/87
Chattanooga	12	0	W, 87-62	12/17/11
Chicago	2	0	W, 42-16	1/2/35
Christ Church	0	4	L, 30-19	3/1/13
Cincinnati	27	10	W, 69-60	3/19/05
Cincinnati YMCA	0	2	L, 38-9	1/27/1906
Clemson	12	4	W, 76-61	11/29/97
Cleveland State	1	0	W, 73-49	11/24/09
College of Charleston	2	0	W, 77-61	11/28/06
Colorado	1	0	W, 64-52	11/26/98
Columbia	1	0	W, 76-53	3/18/48
Connecticut	1	3	L, 55-56	4/2/11
Coppin State	2	0	W, 91-61	12/28/10
Cornell	1	1	W, 62-45	3/25/10
Creighton	8	4	W, 65-63	3/23/09
Cumberland	4	1	W, 37-21	1/15/21
Dartmouth	3	1	W, 102-77	12/21/73
Davidson	1	0	W, 75-55	3/14/86
Dayton	3	2	L, 68-66	11/29/99
Delaware State	1	0	W, 71-42	11/22/08
DePaul	18	3	W, 87-81	11/20/06
DePauw	1	3	W, 38-35	2/4/44
Detroit Mercy	1	1	W, 83-46	12/7/82
Drexel	1	0	W, 88-44	12/21/09
Duke	11	8	L, 95-92 ot	12/18/01
Duquesne	1	0	W, 55-42	12/17/82
Eastern Kentucky	10	0	W, 78-65	12/30/06
East Carolina	1	0	W, 86-52	12/20/85
East Tennessee St.	4	0	W, 88-65	11/12/10

School	W	L	Last Time	Date
Florida	93	33	W, 74-71	3/10/12
Florida A&M	1	0	W, 96-76	3/19/04
Florida Atlantic	1	0	W, 76-69	12/27/08
Florida International	1	0	W, 92-49	12/31/07
Florida State	6	2	W, 106-81	3/27/93
Fort Benning	1	0	W, 81-25	1/7/46
Fort Knox	7	0	W, 80-41	12/1/47
Furman	1	0	W, 104-73	12/19/89
Gardner-Webb	0	1	L, 68-84	11/07/07
George Washington	1	0	W, 70-55	11/24/97
Georgia	115	25	W, 79-49	3/1/12
Georgia State	2	0	W, 73-46	12/6/05
Georgia Tech	56	15	L, 86-84	12/9/00
Georgetown (Ky.)	35	15	W, 39-19	12/2/38
Georgetown	0	2	L, 53-40	3/31/84
Gonzaga	1	0	W, 80-72	11/27/02
Great Lakes	0	2	L, 53-39	3/6/43
Hardin-Simmons	1	0	W, 83-55	12/1/65
Hartford	1	0	W, 104-61	12/29/09
Hawaii	2	0	W, 86-59	11/28/87
High Point	3	0	W, 75-55	11/29/05
Holy Cross	3	0	W, 72-68	3/15/01
Houston	3	1	L, 69-83	12/18/07
Idaho	2	0	W, 91-35	12/17/55
Illinois	11	4	W, 54-51	3/24/84
Indiana	32	24	W, 102-90	3/23/12
Indiana Central	4	0	W, 94-61	12/3/49
Iona	6	0	W, 73-67	12/23/05
Iowa	5	3	L, 67-63	11/21/05
Iowa State	3	0	W, 87-71	3/17/12
IUPUI	1	0	W, 95-64	3/21/03
Jacksonville	1	1	W, 107-91	12/18/81
Jacksonville State	1	0	W, 91-48	11/21/00
Kansas	21	6	W, 67-59	4/2/12
Kansas State	8	0	W, 74-72	11/28/08
Kent St.	1	0	W, 82-68	11/28/01
Kentucky State	1	0	W, 118-63	12/15/01
*Ky. Wesleyan	8	2	W, 57-18	12/10/38
Lamar	3	0	W, 86-64	12/28/11
LaSalle	3	0	W, 109-77	12/2/78
Lexington High	1	1	L, 36-29	1/13/1910
Lexington YMCA	2	5	L, 27-25	1/24/13
Liberty	2	0	W, 80-54	11/21/07
Lipscomb	1	0	W, 67-49	11/14/05
Long Beach State	1	0	W, 86-73	12/23/09
Long Island	2	1	W, 63-62	3/17/47
Longwood	1	0	W, 91-57	11/24/08
LSU	82	24	W, 60-51	3/9/12
Louisville	30	14	W, 69-61	3/31/12
Louisville Coliseum	1	1	L, 30-18	2/22/08
Louisville YMCA	1	0	W, 30-21	1/17/14
Louisville YMHA	1	0	W, 59-12	1/31/14
Loyola (Ill.)	4	3	L, 100-91	3/14/64
Loyola (La.)	1	0	W, 86-64	12/30/63
Loyola (Md.)	1	0	W, 87-63	12/22/11
Maine	1	0	W, 100-54	12/30/80
Marietta	2	2	L, 27-23	3/4/16
Marist	1	0	W, 108-58	11/11/11
Marquette	7	7	L, 66-74	3/20/08
Marshall	11	0	W, 89-76	12/1/03
Maryland	7	5	L, 78-68	3/22/02
Maryville	5	0	W, 53-14	12/13/40
Massachusetts	5	1	W, 82-68	12/22/06
Memphis	0	1	L, 80-63	11/22/06
Mercer	2	1	W, 82-51	11/19/98
Mexico	3	0	W, 56-26	1/24/42
Mexico YMCA	1	0	W, 25-14	1/8/24
Miami (Fla.)	3	1	L, 67-73	12/6/08

School	W	L	Last Time	Date
Miami (Ohio)	22	4	W, 72-70	11/16/09
Michigan	4	2	L, 81-78 ot	4/3/93
Michigan State	12	10	L, 94-88 2ot	3/27/05
Middle Tennessee	0	1	L, 50-44	3/11/82
Minnesota	4	1	W, 78-69	3/29/97
Mississippi State	88	20	W, 73-64	2/21/12
Miss. Valley State	3	0	W, 85-60	12/18/10
Missouri	4	0	W, 70-53	12/30/99
Montana	1	0	W, 81-69	3/13/97
Moores Hill	1	0	W, 32-11	2/14/1906
Morehead St.	9	0	W, 75-59	11/13/09
Mount St. Mary's	1	0	W, 113-67	3/16/95
Navy	3	1	W, 80-69	1/25/87
Nebraska	2	1	W, 85-60	12/15/72
New Albany YMCA	0	1	L, 29-12	2/12/1906
New Mexico State	1	0	W, 82-60	3/12/99
New York U.	0	2	L, 41-28	1/8/36
Niagara	1	0	W, 67-61	3/13/76
North Carolina	13	22	W, 73-72	12/3/11
UNC-Asheville	3	0	W, 94-57	11/20/09
N.C. State	3	1	L, 54-51	2/2/86
Northern Colorado	1	0	W, 106-73	12/1/59
Northwestern	7	1	L, 89-77	12/1/75
Northwestern State	1	1	L, 85-82	12/7/88
Notre Dame	42	18	W, 72-58	12/8/10
Oglethorpe	1	0	W, 81-12	12/13/34
Ohio	14	1	W, 71-63	12/30/05
Ohio State	11	8	W, 62-60	3/25/11
Ohio Wesleyan	0	1	L, 37-19	2/9/11
Oklahoma	3	0	W, 76-64	11/22/10
Oklahoma State	3	1	W, 90-65	12/21/74
Old Dominion	2	0	W, 62-52	11/20/11
Ole Miss	99	13	W, 77-62	2/18/12
Oregon	1	0	W, 95-68	12/16/72
Oregon State	3	0	W, 82-74	12/20/75
Otterbien	0	1	L, 41-27	2/10/11
Pennsylvania	5	0	W, 86-62	1/3/11
Penn State	3	1	W, 85-47	11/19/11
Pepperdine	1	0	W, 88-56	12/21/85
Phillips Oilers	0	1	L, 53-49	3/31/48
Pittsburgh	4	2	L, 68-56	11/27/98
Portland	3	0	W, 87-63	11/26/11
Portland State	1	0	W, 114-88	12/16/77
Princeton	3	1	W, 59-57	3/17/11
Providence	1	0	W, 79-78	3/18/76
Purdue	6	2	W, 89-75	12/3/97
Radford	1	0	W, 88-40	11/23/11
Rhode Island	1	0	W, 46-45	3/20/46
Rider	3	0	W, 92-63	11/21/09
Robert Morris	1	0	W, 92-67	12/30/93
Rose Polytechnic	1	1	W, 33-12	1/30/17
Rutgers	1	0	W, 60-54	12/28/92
Sam Houston	1	0	W, 102-92	11/19/09
Samford	1	0	W, 82-50	12/20/11
San Diego	0	1	L, 72-81	12/29/07
San Francisco	1	0	W, 110-83	12/28/93
San Jose State	1	0	W, 110-72	3/14/96
Santa Clara	1	0	W, 74-60	12/19/06
Seattle	1	0	W, 84-72	3/22/58
Seton Hall	1	1	L, 63-60	11/26/88
Sewanee	6	0	W, 60-15	2/15/34
South Carolina	46	10	W, 86-52	2/4/12
South Carolina St.	1	0	W, 82-67	3/13/98
Southern Cal	0	3	L, 80-76	3/22/01
SMU	3	2	L, 56-54	12/4/84
South Dakota State	1	0	W, 71-54	11/13/05
St. Andrews	1	1	L, 50-25	2/26/15
St. Bonaventure	1	0	W, 85-80 2ot	3/16/00

School	W	L	Last Time	Date
St. John's	11	5	W, 81-59	12/1/11
St. Joseph's	2	0	W, 102-72	3/20/97
Stony Brook	1	0	W, 62-52	11/27/07
Saint Louis	8	9	W, 88-61	3/15/98
Stanford	3	0	W, 73-65 ot	11/25/09
Syracuse	8	3	L, 52-50	3/18/00
Temple	14	4	W, 56-52	12/8/62
Tennessee	148	66	W, 69-44	1/31/12
Tennessee-Martin	1	0	W, 124-50	11/26/94
Tennessee State	4	0	W, 102-58	12/22/08
Tennessee Tech	5	0	W, 69-47	12/22/07
Texas	1	0	W, 86-61	12/21/93
Texas A&M	2	1	L, 73-69	12/22/78
TCU	2	0	W, 124-80	1/20/96
Texas Southern	1	0	W, 83-35	11/24/07
Texas State	1	0	W, 82-36	12/10/91
Texas Tech	4	0	W, 83-68	12/17/94
Toledo	1	0	W, 63-54	11/27/84
Transylvania	7	7	W, 30-24	3/3/11
Tufts	1	0	W, 66-56	3/24/45
Tulane	41	5	W, 76-60	12/10/02
Tulsa	5	0	W, 87-82	3/16/02
UAB	2	3	L, 76-79	12/15/07
UCLA	6	4	L, 73-68	11/21/06
UNLV	4	0	W, 70-60	3/17/09
Utah	9	2	W, 62-52	3/25/05
Utah State	1	0	W, 92-64	12/23/57
UTEP	0	1	L, 72-65	3/19/66
Valparaiso	1	0	W, 83-68	3/14/02
Vanderbilt	137	44	L, 71-64	3/11/12
Vernon (Ind.)	1	0	W, 34-14	2/13/1906
Villanova	6	0	W, 67-58	3/16/07
Virginia	6	3	L, 75-61	11/26/02
Virginia Tech	3	1	W, 84-60	3/16/96
VMI	5	3	L, 111-103	11/14/08
Wabash	1	1	W, 96-24	12/28/46
Wake Forest	5	0	W, 90-60	3/20/10
Wash.U St. Louis	2	0	W, 69-39	2/7/48
Washington	2	0	W, 74-67	11/23/10
Washington & Lee	12	1	W, 94-66	12/1/56
Washington State	1	0	W, 97-75	12/20/74
Wayne	1	0	W, 84-64	3/16/56
West Carolina	2	0	W, 82-55	2/6/97
Western Kentucky	4	2	W, 81-66	3/15/12
Western Ontario	4	0	W, 90-18	12/10/49
West Texas State	2	0	W, 121-67	12/4/78
West Virginia	14	5	W, 71-63	3/19/11
William & Mary	1	0	W, 92-47	12/22/04
Winthrop	2	0	W, 89-52	12/22/10
Wisconsin	3	1	W, 63-57	3/27/03
Wis.-Green Bay	1	0	W, 74-62	12/6/95
Wright Field	1	0	W, 61-28	1/15/44
Wright State	3	0	W, 97-75	11/23/98
Wyoming	2	0	W, 66-40	12/16/83
Xavier	37	2	W, 115-77	11/30/68
Yale	1	0	W, 79-58	12/27/61

*-In 1918 the two teams played to a 21-21 tie.

KENTUCKY VS. DIVISION I CONFERENCES

America East	6-0
Boston University	3-0
Maine	1-0
Stony Brook	1-0
Hartford	1-0

Atlantic 10	78-18
Charlotte	2-0
Dayton	3-2
Duquesne	1-0
George Washington	1-0
La Salle	3-0
Massachusetts	5-1
Rhode Island	1-0
St. Bonaventure	1-0
St. Joseph's (Pa.)	2-0
Saint Louis	8-9
Temple	14-4
Xavier (Ohio)	37-2

ACC	125-62
Clemson	12-4
Duke	11-8
Florida State	6-2
Georgia Tech	56-15
Maryland	7-5
Miami (Florida)	3-1
North Carolina	13-22
North Carolina State	3-1
Virginia	6-3
Virginia Tech	3-1
Wake Forest	5-0

Atlantic Sun	9-3
Campbell	1-0
East Tennessee State	4-0
Gardner-Webb	0-1
Jacksonville	1-1
Lipscomb	1-0
Mercer	2-1

Big East	171-73
Cincinnati	27-10
Connecticut	1-3
DePaul	18-3
Georgetown	0-2
Louisville	30-14
Marquette	7-7
Notre Dame	43-17
Pittsburgh	4-2
Providence	1-0
Rutgers	1-0
St. John's (N.Y.)	11-5
Seton Hall	1-1
Syracuse	8-3
Villanova	6-0
West Virginia	14-5

Big Sky	2-0
Montana	1-0
Portland State	1-0

Big South	16-3
High Point	3-0
Liberty	2-0
Radford	1-0
UNC Asheville	3-0
VMI	5-3
Winthrop	2-0

Big Ten	97-57
Illinois	11-4
Indiana	32-24
Iowa	5-3
Michigan	4-2
Michigan State	12-10
Minnesota	4-1
Northwestern	7-1
Ohio State	11-8
Penn State	3-1
Purdue	6-2
Wisconsin	3-1

Big 12	59-9
Baylor	7-0
Colorado	1-0
Iowa St.	3-0
Kansas	21-6
Kansas State	8-0
Missouri	4-0
Nebraska	2-1
Oklahoma	3-0
Oklahoma State	3-1
Texas	1-0
Texas A&M	2-1
Texas Tech	4-0

Big West	1-0
Long Beach State	1-0

Colonial	6-0
Drexel	1-0
Georgia State	2-0
Old Dominion	2-0
William & Mary	1-0

Conf. USA	67-13
East Carolina	1-0
Houston	3-1
Marshall	11-0
Memphis	0-1
SMU	3-2
UAB	2-3
UCF	1-0
UTEP	0-1
Tulane	41-5
Tulsa	5-0

Horizon	15-4
Butler	4-0
Cleveland State	1-0
Detroit	1-1
Loyola (Ill.)	4-3
Valparaiso	1-0
Wisc.-Green Bay	1-0
Wright St.	3-0

Independent	1-0
Longwood	1-0

Ivy	14-3
Columbia	1-0
Cornell	1-1
Dartmouth	3-1
Pennsylvania	5-0
Princeton	3-1
Yale	1-0

MEAC	5-0
Coppin State	2-0
Delaware State	1-0
Florida A&M	1-0
South Carolina State	1-0

Metro Atlantic	14-0
Canisius	2-0
Iona	6-0
Loyola (Md.)	1-0
Marist	1-0
Niagara	1-0
Rider	3-0

Mid-American	45-6
Akron	2-0
Ball State	1-0
Bowling Green	2-1
Central Michigan	2-0
Kent State	1-0
Miami (Ohio)	22-4
Ohio	14-1
Toledo	1-0

Missouri Valley	11-4
Bradley	3-0
Creighton	8-4

Mountain West	21-2
Air Force	1-0
Brigham Young	3-0
UNLV	4-0
TCU	2-0
Utah	9-2
Wyoming	2-0

Northeast	4-1
LIU-Brooklyn	2-1
Mount St. Mary's (Md.)	1-0
Robert Morris	1-0

Ohio Valley	34-0
Austin Peay	5-0
Eastern Kentucky	10-0
Jacksonville State	1-0
Morehead State	9-0
Tennessee-Martin	1-0
Tennessee State	3-0
Tennessee Tech	5-0

Pacific 10	23-10
Arizona	2-3
Arizona State	3-0
California	2-0
Oregon	1-0
Oregon State	3-0
Southern California	0-3
Stanford	3-0
UCLA	6-4
Washington	2-0
Washington State	1-0

Patriot League	8-1
American	1-0
Army	1-0
Holy Cross	3-0
Navy	3-1

SEC	1,020-297
Alabama	102-36
Arkansas	25-8
Auburn	86-17
Florida	93-33
Georgia	115-25
LSU	82-24
Mississippi	99-13
Mississippi State	88-20
South Carolina	46-10
Tennessee	148-66
Vanderbilt	136-45

Southern	19-0
Chattanooga	12-0
College of Charleston	2-0
Davidson	1-0
Furman	1-0
Samford	1-0
Western Carolina	2-0

Southland	6-1
Sam Houston State	1-0
Lamar	3-0
Northwestern State	1-1
Texas State	1-0

Summit League	4-1
Centenary	3-1
IUPUI	1-0

Sun Belt	9-3
Arkansas Little Rock	1-0
Arkansas State	1-0
Florida Atlantic	1-0
Florida International	1-0
New Mexico State	1-0
Middle Tennessee State	0-1
Western Kentucky	4-2

SWAC	5-0
Alcorn State	1-0
Mississippi Valley St.	3-0
Texas Southern	1-0

West Coast	7-1
Gonzaga	1-0
Pepperdine	1-0
Portland	3-0
San Diego	0-1
San Francisco	1-0
Santa Clara	1-0

WAC	7-0
Hawaii	2-0
Idaho	2-0
New Mexico State	1-0
San Jose State	1-0
Utah State	1-0

SCORES VS. ALL OPPONENTS

Advent Mem. (AM leads, 1-0)

Year	Score	Site
1909:	L, 41-27	at Walnut Hills, Ohio

at Walnut Hills, Ohio: AM leads, 1-0

Air Force (UK leads, 1-0)

Year	Score	Site
1966:	W, 78-58	at Lexington

at Lexington: UK leads, 1-0

Akron (UK leads, 2-0)

Year	Score	Site
1937:	W, 32-22	at Cincinnati
1982:	W, 83-64	at Lexington

at Lexington: UK leads, 1-0
at Neutral Sites: UK leads, 1-0
at Cincinnati: UK leads, 1-0

Alabama (UK leads, 102-36)

Year	Score	Site
1923:	L, 45-35	at Lexington
1925:	L, 24-13	at Tuscaloosa, Ala.
1926:	W, 27-16	at Lexington
1929:	L, 27-26	at Lexington
1932:	W, 50-22	at Lexington
1933:	W, 35-21	at Birmingham, Ala.
1934:	W, 33-28	at Birmingham, Ala.
	W, 26-21	at Lexington
1935:	W, 33-26	at Birmingham, Ala.
	W, 25-16	at Lexington
1936:	W, 32-30	at Tuscaloosa, Ala.
	W, 40-34	at Lexington
1937:	W, 38-27	at Birmingham, Ala.
	L, 34-31	at Lexington
1938:	W, 57-31	at Birmingham, Ala.
	W, 28-21	at Lexington
1939:	L, 41-38	at Birmingham, Ala.
	W, 45-27	at Lexington
1940:	L, 36-32	at Birmingham, Ala.
	W, 83-64	at Lexington
1941:	W, 38-36	at Tuscaloosa, Ala.
	W, 46-38	at Lexington
	W, 39-37	at Louisville (SEC)
1942:	L, 41-35	at Tuscaloosa, Ala.
	W, 50-34	at Lexington
	W, 36-34	at Louisville (SEC)
1943:	L, 41-32	at Tuscaloosa, Ala.
	W, 67-41	at Lexington
1945:	W, 52-41	at Louisville (SEC)
1946:	W, 59-30	at Louisville (SEC)
1947:	W, 48-37	at Tuscaloosa, Ala.
	W, 63-33	at Lexington
1948:	W, 41-31	at Tuscaloosa, Ala.
	W, 63-33	at Lexington
1949:	W, 56-40	at Tuscaloosa, Ala.
	W, 74-32	at Lexington
1950:	W, 66-64	at Tuscaloosa, Ala.
	W, 77-57	at Lexington
1951:	W, 65-48	at Lexington
1952:	W, 71-67	at Tuscaloosa, Ala.
1954:	W, 68-43	at Tuscaloosa, Ala.
1955:	W, 66-52	at Lexington
1956:	L, 101-77	at Montgomery, Ala.
1957:	W, 79-60	at Lexington
1958:	W, 45-43^{OT}	at Montgomery, Ala.
1959:	W, 39-32	at Lexington
1960:	W, 75-55	at Montgomery, Ala.
1961:	W, 80-53	at Lexington
1962:	W, 73-65	at Tuscaloosa, Ala.
1963:	W, 80-63	at Lexington
1964:	L, 65-59	at Tuscaloosa, Ala.
1965:	L, 75-71	at Tuscaloosa, Ala.
	W, 78-72	at Lexington
1966:	W, 82-62	at Lexington
	W, 90-67	at Tuscaloosa, Ala.
1967:	L, 81-71	at Tuscaloosa, Ala.
	W, 110-78	at Lexington
1968:	W, 84-76	at Tuscaloosa, Ala.
	W, 96-83	at Lexington
1969:	W, 83-70^{OT}	at Tuscaloosa, Ala.
	W, 108-79	at Lexington
1970:	W, 86-71	at Lexington
	W, 98-89	at Tuscaloosa, Ala.
1971:	W, 86-73	at Tuscaloosa, Ala.
	W, 101-74	at Lexington
1972:	W, 77-74	at Lexington
	L, 73-70	at Tuscaloosa, Ala.
1973:	W, 95-93	at Tuscaloosa, Ala.
	W, 111-95	at Lexington
1974:	L, 81-77	at Tuscaloosa, Ala.
	L, 94-71	at Lexington
1975:	W, 74-69	at Lexington
	W, 84-79	at Tuscaloosa, Ala.
1976:	L, 76-63	at Tuscaloosa, Ala.
	W, 90-85	at Lexington
1977:	W, 87-85	at Tuscaloosa, Ala.
	W, 85-70	at Lexington
1978:	L, 78-62	at Tuscaloosa, Ala.
	W, 97-84	at Lexington
1979:	L, 55-52	at Tuscaloosa, Ala.
	W, 80-71	at Lexington
	W, 101-100	at Birmingham, Ala. (SEC)
1980:	L, 78-64	at Lexington
	W, 72-63	at Tuscaloosa, Ala.
1981:	L, 59-55	at Tuscaloosa, Ala.
	W, 77-62	at Lexington
1982:	W, 86-69	at Lexington
	W, 72-62	at Tuscaloosa, Ala.
	L, 48-46	at Lexington (SEC)
1983:	L, 74-67	at Tuscaloosa, Ala.
	W, 76-70	at Lexington
	L, 69-64	at Birmingham, Ala. (SEC)
1984:	W, 76-66	at Lexington
	L, 69-62	at Tuscaloosa, Ala.
	W, 48-46	at Nashville, Tenn. (SEC)
1985:	L, 60-58	at Tuscaloosa, Ala.
	W, 51-48	at Lexington
1986:	W, 76-52	at Lexington
	W, 73-71	at Tuscaloosa, Ala.
	W, 83-72	at Lexington (SEC)
	W, 68-63	at Atlanta (NCAA)
1987:	L, 69-55	at Lexington
	W, 70-69	at Tuscaloosa, Ala.
1988:	W, 63-55	at Tuscaloosa, Ala.
	W, 82-68	at Lexington
1989:	L, 76-64	at Tuscaloosa, Ala.
	L, 71-67	at Lexington
1990:	W, 82-65	at Lexington
	L, 83-58	at Tuscaloosa, Ala.
1991:	L, 88-83	at Tuscaloosa, Ala.
	W, 79-73	at Lexington
1992:	W, 107-83	at Lexington
	W, 80-54	at Birmingham, Ala. (SEC)
1993:	W, 73-59	at Tuscaloosa, Ala.
1994:	W, 82-67	at Lexington
1995:	W, 72-52	at Tuscaloosa, Ala.
1996:	W, 84-65	at Lexington
1997:	W, 75-61	at Tuscaloosa, Ala.
1998:	W, 70-67	at Louisville
	W, 82-71	at Atlanta (SEC)
1999:	L, 62-58	at Tuscaloosa, Ala.
2000:	W, 66-54	at Lexington
2001:	L, 70-60	at Tuscaloosa, Ala.
2002:	L, 64-61	at Lexington
2003:	W, 63-46	at Tuscaloosa, Ala.
2004:	W, 66-55	at Lexington
2005:	W, 78-71	at Tuscaloosa, Ala.
2006:	L, 68-64	at Lexington
	W, 68-61	at Nashville, Tenn. (SEC)
2007:	L, 72-61	at Tuscaloosa, Ala.
	W, 79-67	at Atlanta (SEC)
2008:	W, 62-52	at Lexington
2009:	W, 61-51	at Tuscaloosa, Ala.
2010:	W, 66-55	at Lexington
	W, 73-67	at Nashville, Tenn. (SEC)
2011:	L, 66-68	at Tuscaloosa, Ala.
	W, 72-58	at Atlanta (SEC)
2012:	W, 77-71	at Lexington

at Lexington: UK leads, 53-10
at Tuscaloosa, Ala.: UK leads, 28-22
at Neutral Sites: UK leads, 21-4
at Atlanta: UK leads, 4-0
at Birmingham, Ala.: UK leads, 7-3
at Louisville: UK leads, 5-0
at Montgomery, Ala.: UK leads, 2-1
at Nashville, Tenn.: UK leads, 3-0

Alaska-Anchorage (UK leads, 5-0)

Year	Score	Site
1980:	W, 52-17	at Anchorage, Alaska (GAS)
1981:	W, 53-20	at Lexington (UKIT)
1988:	W, 55-8	at Lexington
1997:	W, 62-25	at Anchorage, Alaska (GAS)
2000:	W, 62-42	at Lexington

at Lexington: UK leads, 3-0
at Anchorage, Alaska: UK leads, 2-0

Alcorn State (UK leads, 1-0)

Year	Score	Site
2003:	W, 94-63	at Lexington

at Lexington: UK leads, 1-0

Alumni (UK leads, 4-0)

Year	Score	Site
1931:	W, 52-17	at Lexington
1932:	W, 53-20	at Lexington
1933:	W, 55-8	at Lexington
1941:	W, 62-25	at Lexington

at Lexington: UK leads, 4-0

Appalachian St. (UK leads, 1-0)

Year	Score	Site
2008:	W, 93-69	at Louisville

at Neutral Sites: UK leads, 1-0
at Louisville: UK leads, 1-0

American (UK leads, 1-0)

Year	Score	Site
1998:	W, 75-52	at Lexington

at Neutral Sites: UK leads, 1-0
at Louisville: UK leads, 1-0

Arizona (UA leads, 3-2)

Year	Score	Site
1946:	W, 77-53	at New York (NIT)
1994:	W, 93-92	at Maui, Hawaii (Maui)
1997:	L, 84-79^{OT}	at Indianapolis (NCAA)
1998:	L, 89-74	at Maui, Hawaii (Maui)
2000:	L, 63-51	at New York (PreNIT)

at Neutral Sites: UA leads, 3-2
at Indianapolis: UA leads, 1-0
at Maui, Hawaii: Tied, 1-1
at New York: Tied, 1-1

Arizona State (UK leads, 3-0)

Year	Score	Site
1992:	W, 94-68	at Lexington
1995:	W, 97-73	at Birmingham, Ala. (NCAA)
2003:	W, 82-65	at Maui, Hawaii (Maui)

at Lexington: UK leads, 1-0
at Neutral Sites: UK leads, 2-0
at Birmingham, Ala.: UK leads, 1-0
at Maui, Hawaii: UK leads, 1-0

Arkansas (UK leads, 25-8)

Year	Score	Site
1946:	W, 67-42	at Lexington
1949:	W, 76-39	at Lexington
1950:	W, 57-53	at Fayetteville, Ark.
1978:	W, 65-59	at St. Louis (NCAA)
1992:	L, 105-88	at Lexington
1993:	L, 101-94	at Fayetteville, Ark.
	W, 92-81	at Lexington (SEC)
1994:	L, 90-82	at Lexington
	W, 90-78	at Memphis, Tenn. (SEC)
1995:	L, 94-92	at Fayetteville, Ark.
	W, 95-93^{OT}	at Atlanta (SEC)
1996:	W, 88-73	at Lexington
	W, 95-75	at New Orleans (SEC)
1997:	W, 83-73	at Fayetteville, Ark.
1998:	W, 80-77^{OT}	at Lexington
	W, 99-74	at Atlanta (SEC)
1999:	L, 74-70	at Fayetteville, Ark.
	W, 76-63	at Atlanta (SEC)
2000:	W, 60-55	at Lexington
	L, 86-72	at Atlanta (SEC)
2001:	L, 82-78	at Fayetteville, Ark.
	W, 87-78	at Nashville, Tenn. (SEC)
2002:	W, 71-58	at Lexington
2003:	W, 66-50	at Fayetteville, Ark.
2004:	W, 73-56	at Lexington
2005:	W, 68-67	at Fayetteville, Ark.
2006:	W, 80-78	at Lexington
2007:	W, 82-74	at Fayetteville, Ark.
2008:	W, 63-58	at Lexington
2009:	W, 79-63	at Fayetteville, Ark.
2010:	W, 101-70	at Lexington
2011:	L, 76-77^{OT}	at Fayetteville, Ark.
2012:	W, 86-63	at Lexington

at Lexington: UK leads, 12-2
at Fayetteville, Ark.: UK leads, 6-5
at Neutral Sites: UK leads, 7-1
at Atlanta: UK leads, 3-1
at Memphis, Tenn.: UK leads, 1-0
at Nashville, Tenn.: UK leads, 1-0
at New Orleans: UK leads, 1-0
at St. Louis: UK leads, 1-0

Arkansas-Little Rock (UK leads, 1-0)

Year	Score	Site
2012:	W, 73-51	at Louisville, Ky.

at Neutral Sites: UK leads, 1-0

Arkansas St. (UK leads, 1-0)

Year	Score	Site
1945:	W, 75-6	at Lexington

at Lexington: UK leads, 1-0

Army (UK leads, 1-0)

Year	Score	Site
1969:	W, 80-65	at Lexington (UKIT)

at Lexington: UK leads, 1-0

Ashland YMCA (UK leads, 2-0)

Year	Score	Site
1914:	W, 28-15	at Lexington
	W, 30-19	at Ashland, Ky.

at Lexington: UK leads, 1-0
at Ashland, Ky.: UK leads, 1-0

Auburn (UK leads, 86-17)

Year	Score	Site
1921:	W, 40-25	at Lexington
1926:	W, 35-26	at Lexington
1942:	W, 40-31	at Louisville (SEC)
1946:	W, 69-24	at Louisville (SEC)
1947:	W, 84-18	at Louisville (SEC)
1949:	W, 70-39	at Louisville (SEC)
1951:	W, 79-35	at Lexington
	W, 84-54	at Louisville (SEC)
1952:	W, 88-48	at Auburn, Ala.
1954:	W, 107-79	at Montgomery, Ala.
1955:	W, 93-59	at Lexington
1956:	W, 82-81	at Montgomery, Ala.
1957:	W, 103-85	at Lexington
1958:	L, 64-63	at Birmingham, Ala.
1959:	W, 75-56	at Lexington
1960:	L, 61-60	at Auburn, Ala.
1961:	W, 77-51	at Lexington
1962:	W, 63-60	at Auburn, Ala.
1963:	W, 78-59	at Lexington
1964:	W, 99-79	at Montgomery, Ala.
1965:	W, 73-67	at Lexington
	L, 88-69	at Auburn, Ala.
1966:	W, 115-78	at Lexington
	W, 77-64	at Auburn, Ala.
1967:	W, 60-58	at Lexington
	L, 62-49	at Auburn, Ala.
1968:	L, 74-73	at Auburn, Ala.
	W, 89-57	at Lexington
1969:	W, 105-93	at Lexington
	W, 90-86	at Auburn, Ala.
1970:	W, 84-83	at Auburn, Ala.
	W, 102-81	at Lexington
1971:	W, 114-75	at Lexington
	W, 102-83	at Auburn, Ala.
1972:	W, 78-72	at Auburn, Ala.
	W, 102-67	at Lexington
1973:	W, 88-57	at Lexington
	W, 91-79	at Auburn, Ala.
1974:	W, 79-58	at Lexington
	L, 99-97^{OT}	at Auburn, Ala.
1975:	L, 90-85	at Auburn, Ala.
	W, 119-76	at Lexington
1976:	L, 91-84^{OT}	at Auburn, Ala.
	W, 93-82	at Lexington
1977:	W, 75-68	at Auburn, Ala.
	W, 89-82	at Lexington
1978:	W, 101-77	at Auburn, Ala.
	W, 104-81	at Lexington
1979:	W, 86-83^{OT}	at Auburn, Ala.
	W, 66-59	at Lexington
1980:	W, 67-65	at Lexington
	W, 64-62	at Auburn, Ala.
	W, 69-61	at Birmingham, Ala. (SEC)
1981:	W, 79-66	at Auburn, Ala.
	W, 102-74	at Lexington
1982:	W, 83-71	at Lexington
	L, 83-81	at Auburn, Ala.
	W, 89-66	at Lexington (SEC)
1983:	L, 75-67	at Lexington
	W, 71-69	at Auburn, Ala.
1984:	L, 82-63	at Auburn, Ala.
	W, 84-64	at Lexington
	W, 51-49	at Nashville, Tenn. (SEC)
1985:	W, 68-61	at Lexington
	W, 49-47^{OT}	at Auburn, Ala.
1986:	L, 60-56	at Auburn, Ala.
	W, 81-71	at Lexington
1987:	W, 63-60	at Auburn, Ala.
	W, 75-71	at Lexington
	L, 79-72	at Atlanta (SEC)
1988:	L, 53-52	at Lexington
	W, 69-62	at Auburn, Ala.
1989:	W, 86-76	at Lexington
	L, 77-75	at Auburn, Ala.
1990:	L, 74-70	at Auburn, Ala.
	W, 98-95	at Lexington
1991:	W, 89-81	at Auburn, Ala.
	W, 114-93	at Lexington
1992:	W, 85-67	at Auburn, Ala.
1993:	W, 80-78	at Lexington
1994:	W, 91-74	at Auburn, Ala.
1995:	W, 98-64	at Lexington
	W, 93-81	at Atlanta (SEC)
1996:	W, 88-73	at Auburn, Ala.
1997:	W, 77-53	at Lexington
	W, 92-50	at Memphis, Tenn. (SEC)
1998:	W, 83-58	at Auburn, Ala.
1999:	W, 72-62	at Lexington
	W, 69-57	at Atlanta (SEC)
2000:	L, 66-63	at Auburn, Ala.
2001:	W, 90-78	at Lexington
2002:	W, 69-62	at Auburn, Ala.
2003:	W, 67-51	at Lexington
	W, 78-58	at New Orleans (SEC)
2004:	W, 68-59	at Auburn, Ala.
2005:	W, 81-73	at Lexington
2006:	W, 71-62	at Auburn, Ala.
2007:	W, 84-57	at Lexington
2008:	W, 66-63	at Auburn, Ala.
2009:	W, 73-64	at Lexington
2010:	W, 72-67	at Auburn, Ala.
2011:	W, 78-54	at Lexington
2012:	W, 68-53	at Auburn, Ala.

at Lexington: UK leads, 44-2
at Auburn, Ala.: UK leads, 28-13
at Neutral Sites: UK leads, 14-2
at Atlanta: UK leads, 2-1
at Birmingham, Ala.: Tied, 1-1
at Louisville: UK leads, 5-0
at Memphis, Tenn.: UK leads, 1-0
at Montgomery, Ala.: UK leads, 3-0
at Nashville, Tenn.: UK leads, 1-0
at New Orleans: UK leads, 1-0

Austin Peay (UK leads, 5-0)

Year	Score	Site
1973:	W, 106-100^{OT}	at Nashville, Tenn. (NCAA)
1987:	W, 71-69	at Lexington
1989:	W, 85-77	at Louisville
2004:	W, 61-53	at Louisville
2009:	W, 61-53	at Lexington

at Lexington: UK leads, 2-0
at Neutral Sites: UK leads, 3-0
at Louisville: UK leads, 2-0
at Nashville, Tenn: UK leads, 1-0

Ball State (UK leads, 1-0)

Year	Score	Site
2005:	W, 73-53	at Cincinnati

at Neutral Sites: UK leads, 1-0
at Cincinnati: UK leads, 1-0

Baylor (UK leads, 7-0)

Year	Score	Site
1947:	W, 75-34	at Lexington
1948:	W, 58-42	at New York (NCAA)
	W, 77-59	at New York (Olympic)
1962:	W, 94-60	at Lexington
1964:	W, 101-65	at Lexington
1980:	W, 80-46	at Lexington
2012:	W, 82-70	at Atlanta, Ga. (NCAA)

at Lexington: UK leads, 4-0
at Neutral Sites: UK leads, 3-0
at New York: UK leads, 2-0
at Atlanta: UK leads, 1-0

Berea (UK leads, 11-0)

Year	Score	Site
1926:	W, 37-23	at Lexington
1928:	W, 37-16	at Lexington
1930:	W, 29-26	at Lexington
1931:	W, 41-25	at Lexington
1932:	W, 52-27	at Lexington
1936:	W, 58-30	at Lexington
1937:	W, 70-26	at Lexington
1938:	W, 69-35	at Lexington
1940:	W, 74-24	at Lexington
1944:	W, 54-40	at Lexington
1945:	W, 56-32	at Lexington

at Lexington: UK leads, 11-0

Bethany (UK leads, 1-0)

Year	Score	Site
1911:	W, 24-11	at Lexington

at Lexington: UK leads, 1-0

Boston Univ. (UK leads, 3-0)

Year	Score	Site
1987:	W, 81-69	at Lexington (UKIT)
1995:	W, 90-49	at Lexington
2011:	W, 91-57	at Lexington

at Lexington: UK leads, 3-0

Bowling Green (UK leads, 2-1)

Year	Score	Site
1949:	W, 63-61	at Cleveland
1977:	W, 77-59	at Lexington (UKIT)
1989:	L, 56-54	at Lexington (UKIT)

at Lexington: Tied, 1-1
at Neutral Sites: UK leads, 1-0
at Cleveland: UK leads, 1-0

Bradley (UK leads, 3-0)

Year	Score	Site
1949:	W, 62-52	at Owensboro, Ky.
1950:	W, 71-66	at New Orleans (Sugar)
1980:	W, 79-58	at Anchorage, Alaska

at Neutral Sites: UK leads, 3-0
at Anchorage, Alaska: UK leads, 1-0
at New Orleans: UK leads, 1-0
at Owensboro, Ky.: UK leads, 1-0

BYU (UK leads, 3-0)

Year	Score	Site
1952:	W, 84-64	at New Orleans (Sugar)
1984:	W, 93-59	at Lexington (UKIT)
	W, 93-68	at Birmingham, Ala. (NCAA)

at Lexington: UK leads, 1-0
at Neutral Sites: UK leads, 2-0
at Birmingham, Ala.: UK leads, 1-0
at New Orleans: UK leads, 1-0

Butler (UK leads, 4-0)

Year	Score	Site
1911:	W, 21-16	at Lexington
1936:	W, 39-28	at Indianapolis
1962:	W, 81-60	at Iowa City, Iowa (NCAA)
1983:	W, 90-53	at Lexington

at Lexington: UK leads, 2-0
at Indianapolis: UK leads, 1-0
at Neutral Sites: UK leads, 1-0
at Iowa City, Iowa: UK leads, 1-0

California (UK leads, 2-0)

Year	Score	Site
1980:	W, 78-52	at Lexington (UKIT)
1989:	W, 89-71	at Anchorage, Alaska

at Lexington: UK leads, 1-0
at Neutral Sites: UK leads, 1-0
at Anchorage, Alaska: UK leads, 1-0

Campbell (UK leads, 1-0)

Year	Score	Site
2005:	W, 82-50	at Lexington

at Lexington: UK leads, 1-0

Canisius (UK leads, 2-0)

Year	Score	Site
1997:	W, 68-45	at Lexington
1998:	W, 81-54	at Buffalo, N.Y.

at Lexington: UK leads, 1-0
at Buffalo, N.Y.: UK leads, 1-0

Carnegie Tech (UK leads, 2-0)

Year	Score	Site
1932:	W, 36-34	at Lexington
1944:	W, 61-14	at New York

at Lexington: UK leads, 1-0
at Neutral Sites: UK leads, 1-0
at New York: UK leads, 1-0

Centenary (UK leads, 3-1)

Year	Score	Site
1923:	L, 28-21	at Lexington
1937:	W, 37-19	at Lexington
1938:	W, 35-25	at Lexington
1941:	W, 70-18	at Lexington

at Lexington: UK leads, 3-1

Central (CC leads, 9-7)

Year	Score	Site
1906:	W, 15-14	at Lexington
	W, 17-15	at Danville, Ky.
1907:	W, 22-9	at Lexington
	L, 25-23[OT]	at Lexington
	L, 15-13	at Lexington
1908:	L, 32-21	at Danville, Ky.
	W, 31-20	at Lexington
	L, 29-10	at Danville, Ky.
1909:	W, 24-23	at Lexington
	L, 35-20	at Danville, Ky.
	L, 26-20	at Danville, Ky.
1910:	L, 87-17	at Danville, Ky.
	L, 31-13	at Lexington
	L, 51-9	at Danville, Ky.
1912:	W, 32-13	at Danville, Ky.
	W, 52-10	at Lexington

at Lexington: UK leads, 5-3
at Danville, Ky.: CC leads, 6-2

UCF (UK leads, 1-0)

Year	Score	Site
2006:	W, 59-57	at Lexington

at Lexington: UK leads, 1-0

Central Arkansas (UK leads, 1-0)

Year	Score	Site
2008:	W, 67-40	at Lexington

at Lexington: UK leads, 1-0

Central Mich. (UK leads, 2-0)

Year	Score	Site
1975:	W, 90-73	at Dayton, Ohio (NCAA)
2008:	W, 84-52	at Lexington

at Lexington: UK leads, 1-0
at Neutral Sites: UK leads, 1-0
at Dayton, Ohio: UK leads, 1-0

Centre (UK leads, 18-10)

Year	Score	Site
1916:	W, 38-5	at Danville, Ky.
	W, 38-14	at Lexington
1917:	W, 31-21	at Lexington
	L, 38-24	at Danville, Ky.
1918:	L, 29-21	at Danville, Ky.
	W, 22-20[3OT]	at Lexington
	L, 24-12	at Louisville
1919:	L, 38-30	at Danville, Ky.
	L, 21-10	at Lexington
1920:	L, 44-15	at Danville, Ky.
	L, 20-18[OT]	at Lexington
1921:	L, 29-27	at Danville, Ky.
	W, 20-13	at Lexington
1922:	W, 28-21	at Danville, Ky.
	W, 40-23	at Lexington
1923:	L, 14-21	at Lexington
	L, 10-17	at Danville, Ky.
1924:	W, 27-18	at Danville, Ky.
	W, 38-24	at Lexington
1925:	W, 33-26	at Danville, Ky.
	W, 39-10	at Lexington
1926:	W, 45-25	at Lexington
	W, 46-19	at Danville, Ky.
1927:	W, 27-25	at Lexington
	W, 22-16	at Danville, Ky.
1928:	W, 36-23	at Danville, Ky.
	W, 30-20	at Lexington
1929:	W, 47-11	at Lexington

at Lexington: UK leads, 11-3
at Danville, Ky.: UK leads, 7-6
at Neutral Sites: CC leads, 1-0
at Louisville: CC leads, 1-0

CCNY (CCNY leads, 1-0)

Year	Score	Site
1950:	L, 89-50	at New York (NIT)

at Neutral Sites: CCNY leads, 1-0
at New York: CCNY leads, 1-0

Chaminade (UK leads, 1-0)

Year	Score	Site
1986:	W, 89-57	at Honolulu

at Honolulu: UK leads, 1-0

Charlotte (UK leads, 2-0)

Year	Score	Site
1976:	W, 71-67	at New York (NIT)
1988:	W, 84-81	at Lexington (UKIT)

at Lexington: UK leads, 1-0
at Neutral Sites: UK leads, 1-0
at New York: UK leads, 1-0

Chattanooga (UK leads, 12-0)

Year	Score	Site
1914:	W, 40-7	at Lexington
1919:	W, 29-26	at Chattanooga, Tenn.
1921:	W, 42-10	at Lexington
1923:	W, 25-18	at Lexington
1924:	W, 24-23	at Chattanooga, Tenn.
1931:	W, 55-18	at Lexington
1932:	W, 51-17	at Lexington
1934:	W, 47-20	at Lexington
1935:	W, 66-19	at Lexington
1991:	W, 86-70	at Lexington
2007:	W, 79-63	at Louisville
2012:	W, 87-62	at Lexington

at Lexington: UK leads, 9-0
at Chattanooga, Tenn.: UK leads, 2-0
at Neutral Sites: UK leads, 1-0
at Louisville: UK leads, 1-0

Chicago (UK leads, 2-0)

Year	Score	Site
1933:	W, 58-26	at Chicago
1935:	W, 42-16	at Lexington

at Lexington: UK leads, 1-0
at Chicago: UK leads, 1-0

Christ Church (CC leads, 4-0)

Year	Score	Site
1906:	L, 38-24	at Lexington
	L, 54-17	at Cincinnati
1911:	L, 32-21	at Cincinnati
1913:	L, 30-19	at Lexington

at Lexington: CC leads, 2-0
at Cincinnati: CC leads, 2-0

Cincinnati (UK leads, 27-10)

Year	Score	Site
1904:	W, 25-21	at Lexington
1906:	L, 29-16	at Lexington
1909:	L, 41-25	at Cincinnati
	W, 28-23	at Lexington
1910:	L, 47-17	at Cincinnati
1913:	W, 20-18	at Lexington
1914:	W, 20-18	at Lexington
1916:	W, 39-24	at Cincinnati
	W, 34-10	at Lexington
1919:	L, 28-18	at Cincinnati
	W, 34-21	at Lexington
1920:	L, 13-11	at Cincinnati
1921:	W, 26-19	at Cincinnati
1923:	L, 33-24	at Cincinnati
1925:	W, 28-23	at Lexington
	L, 24-20	at Cincinnati
1927:	L, 48-10	at Lexington
	L, 51-22	at Cincinnati
1934:	W, 31-25	at Lexington
1938:	W, 38-21	at Lexington
1939:	W, 44-27	at Lexington
1940:	L, 39-30	at Lexington
1943:	W, 61-39	at Lexington
1944:	W, 58-30	at Lexington
	W, 38-34	at Cincinnati
1945:	W, 66-24	at Lexington
	W, 65-35	at Cincinnati
1946:	W, 67-31	at Lexington
1947:	W, 80-49	at Cincinnati
1948:	W, 67-31	at Cincinnati
	W, 70-43	at Lexington
1984:	W, 24-11	at Cincinnati
1985:	W, 66-55	at Lexington
1986:	W, 84-54	at Lexington
1988:	W, 101-77	at Lexington
1991:	W, 75-71	at Cincinnati
2005:	W, 69-60	at Indianapolis (NCAA)

at Lexington: UK leads, 18-3
at Cincinnati: UK leads, 8-7
at Neutral Sites: UK leads, 1-0
at Indianapolis: UK leads, 1-0

Cin. YMCA (Cin. leads, 2-0)

Year	Score	Site
1905:	L, 43-22	at Lexington
1906:	L, 38-9	at Cincinnati

at Lexington: Cin. YMCA leads, 1-0
at Cincinnati: Cin. YMCA leads, 1-0

Clemson (UK leads, 12-4)

Year	Score	Site
1922:	W, 38-14	at Lexington
1923:	L, 30-13	at Lexington
1924:	W, 38-13	at Lexington
1927:	W, 33-17	at Lexington
1930:	W, 31-15	at Lexington
	W, 34-20	at Clemson, S.C.
1931:	W, 33-21	at Lexington
	L, 29-26	at Clemson, S.C.
1932:	W, 43-24	at Lexington
	W, 30-17	at Clemson, S.C.
1933:	W, 67-18	at Lexington
1934:	W, 42-32	at Clemson, S.C.
1940:	W, 55-31	at Asheville, N.C.
1979:	L, 68-67[OT]	at Lexington (NIT)
1997:	L, 79-71[OT]	at Indianapolis
1998:	W, 76-61	at Phoenix

at Lexington: UK leads, 7-2
at Clemson, S.C.: UK leads, 3-1
at Neutral Sites: CU leads, 2-1
at Asheville, N.C.: UK leads, 1-0
at Indianapolis: CU leads, 1-0
at Phoenix: CU leads, 1-0

Cleveland State (UK leads, 1-0)

Year	Score	Site
2009:	W, 73-49	at Cancun, Mexico

at Neutral Sites: UK leads, 1-0
at Cancun, Mexico: UK leads, 1-0

Coll. of Charleston (UK leads, 2-0)

Year	Score	Site
1997:	W, 92-65	at Anchorage, Alaska
2007:	W, 77-61	at Lexington

at Lexington: UK leads, 1-0
at Neutral Sites: UK leads, 1-0
at Anchorage, Alaska: UK leads, 1-0

Colorado (UK leads, 1-0)

Year	Score	Site
1999:	W, 64-52	at Bayamone, Puerto Rico

at Neutral Sites: UK leads, 1-0
at Bayamone, P.R.: UK leads, 1-0

Columbia (UK leads, 1-0)

Year	Score	Site
1948:	W, 76-53	at New York (NCAA)

at Neutral Sites: UK leads, 1-0
at New York: UK leads, 1-0

Connecticut (UC leads, 1-3)

Year	Score	Site
2006:	L, 87-83	at Philadelphia (NCAA)
2009:	W, 64-61	at New York
2011:	L, 67-84	at Maui, Hawaii (Maui)
	L, 55-56	at Houston (NCAA)

at Neutral Sites: UC leads, 1-3
at Houston: UC leads, 1-0
at Maui, Hawaii: UC leads, 1-0
at New York: UK leads, 1-0
at Philadelphia: UC leads, 1-0

Coppin State (UK leads, 2-0)

Year	Score	Site
2005:	W, 77-46	at Lexington
2011:	W, 91-61	at Lexington

at Lexington: UK leads, 2-0

Cornell (Tied, 1-1)

Year	Score	Site
1967:	L, 92-77	at Lexington
2010:	W, 62-45	at Syracuse, N.Y. (NCAA)

at Lexington: CU leads, 1-0
at Neutral Sites: UK leads, 1-0
at Syracuse, N.Y.: UK leads, 1-0

Creighton (UK leads, 8-4)

Year	Score	Site
1930:	L, 28-27	at Lexington
	W, 25-21	at Lexington
1933:	W, 32-26	at Omaha, Neb.
	L, 34-22	at Omaha, Neb.
1935:	W, 63-42	at Lexington
	W, 24-12	at Lexington
1936:	L, 31-29	at Lexington
	W, 68-38	at Lexington
1937:	W, 59-36	at Lexington
1940:	L, 54-45	at Omaha, Neb.
1948:	W, 65-23	at Omaha, Neb.
2009:	W, 65-63	at Omaha, Neb. (NIT)

at Lexington: UK leads, 5-2
at Omaha, Neb.: UK leads, 3-2

Cumberland (UK leads, 4-1)

Year	Score	Site
1917:	W, 48-20	at Williamsburg, Ky.
1918:	W, 42-21	at Williamsburg, Ky.
1919:	W, 22-21	at Williamsburg, Ky.
1920:	L, 30-21	at Williamsburg, Ky.
1921:	W, 37-21	at Lexington

at Lexington: UK leads, 1-0
at Williamsburg, Ky.: UK leads, 3-1

Dartmouth (UK leads, 3-1)

Year	Score	Site
1942:	L, 47-28	at New Orleans (NCAA)
1963:	W, 95-49	at Lexington
1965:	W, 107-77	at Lexington
1974:	W, 102-77	at Lexington

at Lexington: UK leads, 3-0
at Neutral Sites: DU leads, 1-0
at New Orleans: DU leads, 1-0

Davidson (UK leads, 1-0)

Year	Score	Site
1986:	W, 75-55	at Charlotte, N.C. (NCAA)

at Neutral Sites: UK leads, 1-0
at Charlotte, N.C.: UK leads, 1-0

Dayton (UK leads, 3-2)

Year	Score	Site
1948:	W, 70-29	at Lexington
1956:	L, 89-74	at Lexington (UKIT)
1966:	W, 86-79	at Iowa City, Iowa (NCAA)
1968:	W, 88-85	at Lexington (UKIT)
2000:	L, 68-66	at Cincinnati

at Lexington: UK leads, 2-1
at Neutral Sites: Tied, 1-1
at Cincinnati: UD leads, 1-0
at Iowa City, Iowa: UK leads, 1-0

Delaware State (UK leads, 1-0)

Year	Score	Site
2008:	W, 71-42	at Lexington

at Lexington: UK leads, 1-0

DePaul (UK leads, 18-3)

Year	Score	Site
1943:	L, 53-44	at Chicago
1947:	W, 65-45	at Louisville
	L, 53-47	at Chicago
1948:	W, 74-50	at Louisville
	W, 68-51	at Chicago
1949:	W, 67-36	at Louisville
	W, 56-45	at Chicago
1950:	W, 49-47	at Louisville
	W, 86-53	at Chicago
1951:	W, 63-55	at Lexington
	W, 60-57	at Chicago
1952:	W, 98-60	at Lexington
	W, 63-61	at Chicago
1954:	W, 81-63	at Lexington
	W, 76-61	at Chicago
1955:	W, 92-59	at Lexington
	W, 76-72	at Chicago
1956:	W, 71-69	at Lexington
	L, 81-79	at Chicago
1971:	W, 106-85	at Lexington (UKIT)
2007:	W, 87-81	at Honolulu

at Lexington: UK leads, 6-0
at Chicago: UK leads, 7-3
at Neutral Sites: UK leads, 5-0
at Honolulu: UK leads, 1-0
at Louisville: UK leads, 4-0

DePauw (DU leads, 3-1)

Year	Score	Site
1910:	L, 24-11	at Lexington
	L, 28-16	at Greencastle, Ind.
1926:	L, 38-29	at Lexington
1944:	W, 38-35	at Lexington

at Lexington: DU leads, 2-1
at Greencastle, Ind.: DU leads, 1-0

Detroit Mercy (Tied, 1-1)

Year	Score	Site
1944:	L, 34-26	at Detroit
1983:	W, 83-46	at Lexington

at Lexington: UK leads, 1-0
at Detroit: DM leads, 1-0

Drexel (UK leads, 1-0)

Year	Score	Site
2009:	W, 88-44	at Lexington

at Lexington: UK leads, 1-0

Duke (UK leads, 11-8)

Year	Score	Site
1930:	L, 37-32	at Atlanta (So. Con.)
1931:	W, 35-30	at Atlanta (So. Con.)
1932:	W, 37-30	at Lexington
1954:	W, 85-69	at Lexington (UKIT)
1956:	W, 81-76	at Lexington
1957:	L, 85-84	at Durham, N.C.
1958:	W, 78-74	at Lexington
1959:	W, 78-64	at Durham, N.C.
1964:	W, 81-79	at New Orleans (Sugar)
1966:	W, 83-79	at College Park, Md. (NCAA)
1970:	W, 98-76	at Lexington (UKIT)
1978:	W, 94-88	at St. Louis (NCAA)
1980:	L, 82-76^{OT}	at Springfield, Mass.
	L, 55-54	at Lexington (NCAA)
1989:	L, 80-55	at Springfield, Mass.
1992:	L, 104-103^{OT}	at Philadelphia (NCAA)
1998:	W, 86-84	at St. Petersburg, Fla. (NCAA)
1999:	L, 71-60	at East Rutherford, N.J.
2002:	L, 95-92^{OT}	at East Rutherford, N.J.

at Lexington: UK leads, 5-1
at Durham, N.C.: Tied, 1-1
at Neutral Sites: DU leads, 6-5
at Atlanta: Tied, 1-1
at College Park, Md.: UK leads, 1-0
at East Rutherford, N.J.: DU leads, 2-0
at New Orleans: UK leads, 1-0
at Philadelphia: DU leads, 1-0
at Springfield, Mass.: DU leads, 2-0
at St. Louis: UK leads, 1-0
at St. Petersburg, Fla.: UK leads, 1-0

Duquesne (UK leads, 1-0)

Year	Score	Site
1983:	W, 55-42	at Lexington (UKIT)

at Lexington: UK leads, 1-0

Eastern Ky. (UK leads, 10-0)

Year	Score	Site
1959:	W, 35-10	at Lexington
1991:	W, 74-60	at Lexington
1992:	W, 85-55	at Lexington
1993:	W, 82-73	at Lexington
1994:	W, 107-78	at Lexington
1999:	W, 99-64	at Lexington
2001:	W, 94-79	at Lexington
2004:	W, 101-72	at Lexington
2005:	W, 72-64	at Indianapolis (NCAA)
2007:	W, 78-65	at Lexington

at Lexington: UK leads, 9-0
at Neutral Sites: UK leads, 1-0
at Indianapolis: UK leads, 1-0

East Carolina (UK leads, 1-0)

Year	Score	Site
1986:	W, 86-52	at Lexington (UKIT)

at Lexington: UK leads, 1-0

East Tennessee St. (UK leads, 4-0)

Year	Score	Site
1981:	W, 69-54	at Lexington
1985:	W, 62-57	at Lexington
2010:	W, 100-71	at New Orleans (NCAA)
2011:	W, 88-65	at Lexington

at Lexington: UK leads, 3-0
at Neutral Sites: UK leads, 1-0
at New Orleans: UK leads, 1-0

Florida (UK leads, 93-33)

Year	Score	Site
1927:	W, 44-36	at Lexington
1931:	W, 56-36	at Atlanta (So.Con.)
1933:	W, 48-24	at Atlanta (SEC)
1934:	L, 38-32	at Atlanta (SEC)
1942:	W, 42-36	at Louisville (SEC)
1945:	W, 57-35	at Louisville (SEC)
1946:	W, 69-32	at Louisville (SEC)
1948:	W, 87-31	at Louisville (SEC)
1949:	W, 73-36	at Louisville (SEC)
1951:	W, 85-37	at Lexington
1952:	W, 99-52	at Gainesville, Fla.
1954:	W, 97-55	at Gainesville, Fla.
1955:	W, 87-63	at Lexington
1956:	W, 81-70	at Gainesville, Fla.
1957:	W, 61-28	at Lexington
1958:	W, 78-56	at Gainesville, Fla.
1959:	W, 94-51	at Lexington
1960:	W, 75-62	at Gainesville, Fla.
1961:	W, 89-68	at Lexington
1962:	W, 81-69	at Gainesville, Fla.
1963:	W, 94-71	at Lexington
1964:	W, 77-72	at Gainesville, Fla.
1965:	L, 84-68	at Gainesville, Fla.
	W, 78-61	at Lexington
1966:	W, 78-64	at Gainesville, Fla.
	W, 85-75	at Lexington
1967:	L, 78-75	at Lexington
	L, 89-72	at Gainesville, Fla.
1968:	W, 99-76	at Lexington
	L, 96-78	at Gainesville, Fla.
1969:	W, 88-67	at Lexington
	L, 82-81	at Gainesville, Fla.
1970:	W, 88-69	at Gainesville, Fla.
	W, 110-65	at Lexington
1971:	W, 101-75	at Lexington
	L, 74-65	at Gainesville, Fla.
1972:	L, 72-70	at Gainesville, Fla.
	W, 95-68	at Lexington
1973:	W, 95-65	at Lexington
	W, 94-83	at Gainesville, Fla.
1974:	W, 91-82	at Gainesville, Fla.
	L, 75-65	at Lexington
1975:	W, 87-65	at Lexington
	L, 66-58	at Gainesville, Fla.
1976:	W, 89-82	at Gainesville, Fla.
	W, 96-89	at Lexington
1977:	W, 73-71	at Gainesville, Fla.
	W, 104-78	at Lexington
1978:	W, 86-67	at Gainesville, Fla.
	W, 88-61	at Lexington
1979:	L, 76-65	at Gainesville, Fla.
	W, 87-81	at Lexington
1980:	W, 76-63	at Gainesville, Fla.
	W, 95-70	at Lexington
1981:	W, 102-48	at Lexington
	W, 69-56	at Gainesville, Fla.
1982:	W, 91-76	at Gainesville, Fla.
	W, 84-78	at Lexington
1983:	W, 70-63	at Lexington
	W, 73-61	at Gainesville, Fla.
1984:	L, 69-57	at Gainesville, Fla.
	W, 67-65	at Lexington
1985:	L, 67-55	at Lexington
	W, 76-68	at Gainesville, Fla.
	L, 58-55	at Birmingham, Ala. (SEC)
1986:	W, 72-55	at Gainesville, Fla.
	W, 80-69	at Lexington
1987:	W, 67-62	at Lexington
	L, 74-56	at Gainesville, Fla.
1988:	L, 58-56	at Lexington
	L, 83-76	at Gainesville, Fla.
1989:	W, 69-56	at Gainesville, Fla.
	L, 59-53	at Lexington
1990:	W, 89-81	at Lexington
	W, 78-74	at Gainesville, Fla.
1991:	W, 81-65	at Lexington
	W, 90-74	at Gainesville, Fla.
1992:	W, 81-60	at Lexington
	L, 79-62	at Gainesville, Fla.
1993:	W, 71-48	at Lexington
	W, 85-77	at Gainesville, Fla.
1994:	L, 59-57	at Gainesville, Fla.
	W, 80-77	at Lexington
	W, 73-60	at Memphis, Tenn. (SEC)
1995:	W, 83-67	at Gainesville, Fla.
	W, 87-77	at Lexington
	W, 86-72	at Atlanta (SEC)
1996:	W, 77-63	at Lexington
	W, 94-63	at Gainesville, Fla.
	W, 100-76	at New Orleans (SEC)
1997:	W, 92-65	at Gainesville, Fla.
	W, 85-56	at Lexington
1998:	L, 86-76	at Lexington
	W, 79-54	at Gainesville, Fla.
1999:	W, 93-58	at Lexington
	L, 75-68	at Gainesville, Fla.
2000:	L, 90-73	at Gainesville, Fla.
	W, 85-70	at Lexington
2001:	W, 71-70	at Lexington
	L, 94-86	at Gainesville, Fla.
2002:	W, 70-68	at Gainesville, Fla.
	W, 70-67	at Lexington
2003:	W, 70-55	at Lexington
	W, 69-67	at Gainesville, Fla.
2004:	W, 68-65	at Gainesville, Fla.
	W, 82-62	at Lexington
	W, 89-73	at Atlanta (SEC)
2005:	W, 69-66	at Lexington
	L, 53-52	at Gainesville, Fla.
	L, 70-53	at Atlanta (SEC)
2006:	L, 95-80	at Gainesville, Fla.
	L, 79-64	at Lexington
2007:	L, 64-61	at Lexington
	L, 85-72	at Gainesville, Fla.
2008:	L, 81-70^{OT}	at Gainesville, Fla.
	W, 75-70	at Lexington
2009:	W, 68-65	at Lexington
	L, 60-53	at Gainesville, Fla.
2010:	W, 89-77	at Gainesville, Fla.
	W, 74-66	at Lexington
2011:	L, 68-70	at Gainesville, Fla.
	W, 76-68	at Lexington
	W, 70-54	at Atlanta (SEC)
2012:	W, 78-58	at Lexington
	W, 74-59	at Gainesville, Fla.
	W, 74-71	at New Orleans (SEC)

at Lexington: UK leads, 47-8
at Gainesville, Fla.: UK leads, 33-22
at Neutral Sites: UK leads, 13-3
at Atlanta: UK leads, 5-2
at Birmingham, Ala.: UF leads, 1-0
at Louisville: UK leads, 5-0
at Memphis, Tenn.: UK leads, 1-0
at New Orleans: UK leads, 2-0

Florida Atlantic (UK leads, 1-0)

Year	Score	Site
2008:	W, 76-69	at Lexington

at Lexington: UK leads, 1-0

Florida A&M (UK leads, 1-0)

Year	Score	Site
2004:	W, 96-76	at Columbus, Ohio (NCAA)

at Neutral Sites: UK leads, 1-0
at Columbus, Ohio: UK leads, 1-0

FIU (UK leads, 1-0)

Year	Score	Site
2008:	W, 92-49	at Lexington

at Lexington: UK leads, 1-0

Florida State (UK leads, 6-2)

Year	Score	Site
1959:	W, 91-68	at Lexington
1961:	L, 63-58	at Lexington
1963:	W, 83-54	at Lexington
1972:	L, 73-54	at Dayton, Ohio (NCAA)
1977:	W, 97-57	at Louisville
1978:	W, 85-76	at Knoxville, Tenn. (NCAA)
1980:	W, 97-78	at Bowling Green, Ky. (NCAA)
1993:	W, 106-81	at Charlotte, N.C. (NCAA)

at Lexington: UK leads, 2-1
at Neutral Sites: UK leads, 4-1
at Bowling Green, Ky.: UK leads, 1-0
at Charlotte, N.C.: UK leads, 1-0
at Dayton, Ohio: FSU leads, 1-0
at Knoxville, Tenn.: UK leads, 1-0
at Louisville: UK leads, 1-0

Fort Benning (UK leads, 1-0)

Year	Score	Site
1946:	W, 81-25	at Lexington

at Lexington: UK leads, 1-0

Fort Knox (UK leads, 7-0)

Year	Score	Site
1943:	W, 64-30	at Lexington
1944:	W, 51-18	at Lexington
	W, 76-48	at Lexington
1945:	W, 56-23	at Lexington
	W, 59-34	at Lexington
1947:	W, 68-31	at Lexington
1948:	W, 80-41	at Lexington

at Lexington: UK leads, 7-0

Furman (UK leads, 1-0)

Year	Score	Site
1990:	W, 104-73	at Lexington

at Lexington: UK leads, 1-0

Gardner-Webb (UK leads, 0-1)

Year	Score	Site
2008:	L, 84-68	at Lexington

at Lexington: GW leads, 1-0

G. Washington (UK leads, 1-0)

Year	Score	Site
1998:	W, 70-55	at Maui, Hawaii

at Neutral Sites: UK leads, 1-0
at Maui, Hawaii: UK leads, 1-0

Georgetown (Ky.) (UK leads, 35-15)

Year	Score	Site
1903:	L, 15-6	at Lexington
1904:	L, 26-11	at Georgetown, Ky.
	L, 22-10	at Lexington
1905:	L, 14-9	at Lexington
1906:	L, 34-9	at Georgetown, Ky.
	L, 28-22	at Lexington
1907:	W, 16-15	at Lexington
	L, 19-8	at Georgetown, Ky.
1908:	L, 30-22	at Georgetown, Ky.
	W, 18-13	at Lexington
1909:	W, 43-32	at Lexington
	W, 48-19	at Georgetown, Ky.
1910:	W, 31-11	at Lexington
	L, 34-16	at Georgetown, Ky.
	W, 24-23	at Lexington
1911:	W, 47-22	at Georgetown, Ky.
1912:	W, 38-12	at Lexington
	W, 19-18	at Georgetown, Ky.
1916:	W, 29-22	at Georgetown, Ky.
	W, 30-22	at Lexington
1917:	L, 22-19	at Georgetown, Ky.
	W, 32-18	at Lexington
1918:	W, 22-18	at Lexington
	W, 25-16	at Georgetown, Ky.
1919:	L, 32-30	at Lexington
	L, 22-18	at Georgetown, Ky.
1920:	W, 25-14	at Lexington
	W, 28-16	at Georgetown, Ky.
1921:	W, 38-23	at Lexington
	W, 56-11	at Georgetown, Ky.
1922:	L, 26-17	at Lexington
	W, 26-17	at Georgetown, Ky.
	W, 41-21	at Atlanta (SIAA)
1923:	W, 24-13	at Georgetown, Ky.
	L, 48-21	at Lexington
1924:	W, 32-24	at Georgetown, Ky.
	W, 39-35	at Lexington
1925:	W, 25-17	at Lexington
	W, 36-21	at Georgetown, Ky.
1926:	W, 36-21	at Georgetown, Ky.
	W, 25-20	at Lexington
1927:	L, 26-19	at Georgetown, Ky.
1930:	W, 46-9	at Lexington
1931:	W, 67-19	at Lexington
1932:	W, 66-24	at Lexington
1933:	W, 62-21	at Lexington
1934:	W, 41-12	at Lexington
1936:	W, 42-17	at Lexington
1937:	W, 46-21	at Lexington
1939:	W, 39-19	at Lexington

at Lexington: UK leads, 22-7
at Georgetown, Ky.: UK leads, 12-8
at Neutral Sites: UK leads, 1-0
at Atlanta: UK leads, 1-0

Georgetown (GU leads, 2-0)

Year	Score	Site
1922:	L, 28-23	at Washington, D.C.
1984:	L, 53-40	at Seattle (NCAA)

at Washington, D.C.: GU leads, 1-0
at Neutral Sites: GU leads, 1-0
at Seattle: GU leads, 1-0

Georgia (UK leads, 115-25)

Year	Score	Site
1921:	W, 20-19	at Atlanta (SIAA)
1923:	L, 23-19	at Lexington
1925:	L, 28-24	at Athens, Ga.
	L, 32-31	at Atlanta (So. Con.)
1926:	W, 22-18	at Athens, Ga.
	W, 39-34	at Atlanta (So. Con.)
1928:	W, 33-16	at Atlanta (So. Con.)
1929:	L, 26-24	at Atlanta (So. Con.)
1930:	W, 22-21^{OT}	at Athens, Ga.
	W, 36-23	at Lexington
1931:	L, 25-16	at Athens, Ga.
1940:	W, 51-43	at Knoxville, Tenn. (SEC)
1942:	W, 51-26	at Athens, Ga.
	W, 55-38	at Lexington
1943:	W, 60-28	at Athens, Ga.
	W, 59-30	at Louisville (SEC)
1944:	W, 57-29	at Louisville (SEC)
1945:	W, 73-37	at Lexington
1947:	W, 84-45	at Athens, Ga.
	W, 81-40	at Lexington
1948:	W, 88-51	at Athens, Ga.
1949:	W, 95-40	at Lexington
1950:	L, 71-60	at Athens, Ga.
	W, 88-56	at Lexington
	W, 79-63	at Louisville (SEC)
1951:	W, 88-41	at Lexington
1952:	W, 95-55	at Louisville
1954:	W, 106-55	at Lexington
	W, 100-68	at Owensboro, Ky.
1955:	W, 86-40	at Lexington
1956:	W, 143-66	at Louisville
1957:	W, 84-53	at Lexington
1958:	W, 74-55	at Atlanta
1959:	W, 108-55	at Lexington
1960:	W, 84-60	at Columbus, Ga.
1961:	W, 74-67	at Lexington
1962:	W, 86-59	at Atlanta
1963:	W, 74-67	at Lexington
1964:	W, 103-83	at Athens, Ga.
1965:	W, 102-82	at Athens, Ga.
	W, 96-64	at Lexington
1966:	W, 69-65^{2OT}	at Athens, Ga.
	W, 74-50	at Lexington
1967:	L, 49-40	at Athens, Ga.
	W, 101-76	at Lexington
1968:	W, 104-73	at Lexington
	W, 106-87	at Athens, Ga.
1969:	W, 88-68	at Lexington
	W, 85-77	at Athens, Ga.
1970:	W, 72-71	at Athens, Ga.
	W, 116-86	at Lexington
1971:	W, 79-66	at Lexington
	W, 107-95	at Athens, Ga.
1972:	L, 85-73	at Athens, Ga.
	W, 87-63	at Lexington
1973:	W, 89-68	at Lexington
	W, 99-86	at Athens, Ga.
1974:	W, 80-74	at Lexington
	W, 86-72	at Athens, Ga.
1975:	W, 96-77	at Athens, Ga.
	W, 75-61	at Lexington
1976:	W, 92-76	at Lexington
	L, 86-81	at Athens, Ga.
1977:	W, 64-59^{OT}	at Lexington
	W, 72-54	at Athens, Ga.
1978:	W, 90-73	at Lexington
	W, 78-67	at Athens, Ga.
1979:	W, 73-64	at Lexington
	W, 90-74	at Athens, Ga.
1980:	W, 95-69	at Atlanta
	W, 56-49	at Lexington
1981:	W, 76-62	at Lexington
	W, 71-68^{OT}	at Athens, Ga.
1982:	W, 68-66	at Athens, Ga.
	W, 82-73	at Lexington
1983:	L, 70-63	at Athens, Ga.
	W, 81-72	at Lexington
1984:	W, 64-40	at Lexington
	W, 66-64	at Athens, Ga.
	W, 92-79	at Nashville, Tenn. (SEC)
1985:	L, 81-73	at Athens, Ga.
	L, 79-77	at Lexington
1986:	W, 74-69	at Lexington
	W, 80-75	at Athens, Ga.
1987:	L, 69-65	at Louisville
	L, 79-71	at Athens, Ga.
1988:	W, 84-77	at Atlanta
	W, 80-72	at Lexington
	W, 62-57	at Baton Rouge, La. (SEC)
1989:	W, 76-65	at Lexington
	L, 84-72	at Athens, Ga.
1990:	L, 106-91	at Athens, Ga.
	W, 88-77	at Lexington
1991:	W, 81-80	at Athens, Ga.
	W, 96-84	at Lexington
1992:	W, 78-66	at Lexington
	W, 84-73	at Athens, Ga.
1993:	W, 74-59	at Athens, Ga.
	W, 86-70	at Lexington
1994:	L, 94-90^{OT}	at Athens, Ga.
	W, 80-59	at Lexington
1995:	W, 83-71	at Lexington
	W, 97-74	at Athens, Ga.
1996:	W, 82-77	at Athens, Ga.
	W, 86-73	at Lexington
1997:	W, 86-65	at Athens, Ga.
	W, 82-57	at Lexington
	W, 95-68	at Memphis, Tenn. (SEC)
1998:	W, 90-79	at Athens, Ga.
	W, 85-74	at Lexington
1999:	W, 91-83^{OT}	at Athens, Ga.
	W, 92-71	at Lexington
2000:	W, 75-69	at Athens, Ga.
	W, 70-64	at Lexington

2001:	W, 67-63	at Lexington
	W, 85-70	at Athens, Ga.
2002:	L, 88-84	at Lexington
	L, 78-69	at Athens, Ga.
2003:	W, 87-67	at Lexington
	W, 74-66	at Athens, Ga.
2004:	L, 65-57	at Lexington
	L, 74-68	at Athens, Ga.
	W, 69-60	at Atlanta (SEC)
2005:	W, 76-55	at Athens, Ga.
	W, 60-51	at Lexington
2006:	W, 69-55	at Athens, Ga.
	W, 68-61	at Lexington
2007:	L, 78-69[OT]	at Athens, Ga.
	W, 82-70	at Lexington
2008:	W, 63-58	at Athens, Ga.
	W, 61-55	at Lexington
	L, 60-56[OT]	at Atlanta (SEC)
2009:	W, 68-45	at Athens, Ga.
	L, 90-85	at Lexington
2010:	W, 76-68	at Lexington
	W, 80-68	at Athens, Ga.
2011:	L, 70-77	at Athens, Ga.
	W, 66-60	at Lexington
2012:	W, 57-44	at Athens, Ga.
	W, 79-49	at Lexington

at Lexington: UK leads, 56-5
at Athens, Ga.: UK leads, 40-16
at Neutral Sites: UK leads, 19-3
at Atlanta: UK leads, 8-3
at Baton Rouge, La.: UK leads, 1-0
at Columbus, Ga.: UK leads, 1-0
at Knoxville, Tenn.: UK leads, 1-0
at Louisville: UK leads, 5-1
at Memphis, Tenn.: UK leads, 1-0
at Nashville, Tenn.: UK leads, 1-0
at Owensboro, Ky.: UK leads, 1-0

Georgia State (UK leads, 2-0)

Year	Score	Site
2005:	W, 77-59	at Lexington
2006:	W, 73-46	at Atlanta

at Lexington: UK leads, 1-0
at Atlanta: UK leads, 1-0

Georgia Tech (UK leads, 56-15)

Year	Score	Site
1924:	W, 33-27	at Lexington
1925:	W, 18-16	at Atlanta
1926:	W, 25-24	at Lexington
1927:	L, 48-16	at Atlanta
1928:	L, 35-31	at Lexington
1929:	L, 33-19	at Atlanta
1930:	W, 39-19	at Lexington
1931:	W, 38-34	at Lexington
	W, 35-16	at Atlanta
1933:	W, 45-22	at Lexington
1934:	W, 49-25	at Lexington
1935:	W, 57-30	at Lexington
1937:	W, 40-30	at Knoxville, Tenn. (SEC)
1940:	L, 44-39	at Atlanta
1941:	W, 47-37	at Atlanta
	W, 60-41	at Lexington
1942:	W, 63-53	at Atlanta
	W, 57-51	at Lexington
1943:	W, 38-36	at Atlanta
	W, 58-31	at Lexington
1945:	W, 64-58	at Atlanta
	W, 51-32	at Lexington
1946:	W, 68-43	at Atlanta
	W, 54-26	at Lexington
1947:	W, 70-47	at Atlanta
	W, 83-46	at Lexington
	W, 75-53	at Louisville (SEC)
1948:	W, 71-56	at Atlanta
	W, 78-54	at Lexington
	W, 54-43	at Louisville (SEC)
1949:	W, 56-45	at Atlanta
	W, 78-32	at Lexington
1950:	W, 61-47	at Atlanta
	W, 97-62	at Lexington
1951:	W, 82-61	at Atlanta
	W, 75-42	at Lexington
	W, 82-56	at Louisville (SEC)
1952:	W, 96-51	at Atlanta
	W, 93-42	at Lexington
	W, 80-59	at Louisville (SEC)
1954:	W, 105-53	at Lexington
	W, 99-48	at Louisville
1955:	L, 59-58	at Lexington
	L, 65-59	at Atlanta
1956:	W, 104-51	at Lexington
	W, 84-62	at Atlanta
1957:	W, 95-75	at Lexington
	W, 76-65	at Atlanta
1958:	W, 76-60	at Lexington
	L, 71-52	at Atlanta
1959:	W, 72-62	at Lexington
	W, 94-70	at Atlanta
1960:	L, 62-54	at Lexington
	L, 65-44	at Atlanta
1961:	W, 89-79	at Lexington
	L, 62-60	at Atlanta
1962:	W, 89-70	at Lexington
	W, 71-62	at Atlanta
1963:	L, 86-85[2OT]	at Lexington
	L, 66-62	at Atlanta
1964:	L, 76-67	at Atlanta
	W, 79-62	at Lexington
1976:	W, 66-64	at Lexington (UKIT)
1992:	L, 81-80	at Atlanta (Omni)
1993:	W, 96-87	at Lexington
1996:	W, 83-60	at Lexington
1997:	W, 88-59	at Atlanta (Georgia Dome)
1998:	W, 85-71	at Lexington
1999:	W, 80-39	at Atlanta (Georgia Dome)
2000:	W, 80-71	at Louisville
2001:	L, 86-84	at Atlanta (Georgia Dome)

at Lexington: UK leads, 30-4
at Atlanta (campus): UK leads, 17-9
at Neutral Sites: UK leads, 9-2
at Atlanta: Tied, 2-2
at Knoxville, Tenn.: UK leads, 1-0
at Louisville: UK leads, 6-0

Gonzaga (UK leads, 1-0)

Year	Score	Site
2003:	W, 80-72	at Maui, Hawaii

at Neutral Sites: UK leads, 1-0
at Maui, Hawaii: UK leads, 1-0

Great Lakes (GL leads, 2-0)

Year	Score	Site
1942:	L, 56-47	at Louisville
1943:	L, 53-39	at Louisville

at Neutral Sites: GL leads, 2-0
at Louisville: GL leads, 2-0

Hardin-Simmons (UK leads, 1-0)

Year	Score	Site
1966:	W, 83-55	at Lexington

at Lexington: UK leads, 1-0

Hartford (UK leads, 1-0)

Year	Score	Site
2009:	W, 104-61	at Lexington

at Lexington: UK leads, 1-0

Hawaii (UK leads, 2-0)

Year	Score	Site
1986:	W, 98-65	at Honolulu
1988:	W, 86-59	at Lexington

at Lexington: UK leads, 1-0
at Honolulu: UK leads, 1-0

High Point (UK leads, 3-0)

Year	Score	Site
2001:	W, 102-49	at Lexington
2003:	W, 84-64	at Lexington
2006:	W, 75-55	at Lexington

at Lexington: UK leads, 3-0

Holy Cross (UK leads, 3-0)

Year	Score	Site
1948:	W, 60-52	at New York (NCAA)
1949:	W, 51-48	at Boston
2001:	W, 72-68	at Uniondale, N.Y. (NCAA)

at Boston: UK leads, 1-0
at Neutral Sites: UK leads, 2-0
at New York: UK leads, 1-0
at Uniondale, N.Y.: UK leads, 1-0

Houston (UK leads, 3-1)

Year	Score	Site
1957:	W, 111-76	at New Orleans (Sugar)
1984:	W, 75-67	at Lexington
2007:	W, 77-70	at Lexington
2008:	L, 83-69	at Houston

at Lexington: UK leads, 2-0
at Houston: UH leads, 1-0
at Neutral Sites: UK leads, 1-0
at New Orleans: UK leads, 1-0

Idaho (UK leads, 2-0)

Year	Score	Site
1947:	W, 65-35	at Lexington
1956:	W, 91-35	at Lexington

at Lexington: UK leads, 2-0

Illinois (UK leads, 11-4)

Year	Score	Site
1925:	L, 36-26	at Champaign, Ill.
1942:	W, 46-44	at New Orleans (NCAA)
1944:	L, 43-41	at Champaign, Ill.
	W, 51-40	at Lexington
1949:	W, 76-47	at New York (NCAA)
1951:	W, 76-74	at New York (NCAA)
1957:	W, 91-70	at Lexington (UKIT)
1959:	W, 76-75	at Louisville
1961:	W, 83-78	at Lexington (UKIT)
1965:	L, 91-86	at Lexington (UKIT)
1966:	W, 86-68	at Champaign, Ill.
1967:	L, 98-97[OT]	at Lexington
1983:	W, 76-57	at Lexington
1984:	W, 56-54	at Champaign, Ill.
	W, 54-51	at Lexington (NCAA)

at Lexington: UK leads, 5-2
at Champaign, Ill.: Tied, 2-2
at Neutral Sites: UK leads, 4-0
at Louisville: UK leads, 1-0
at New Orleans: UK leads, 1-0
at New York: UK leads, 2-0

Indiana (UK leads, 32-24)

Year	Score	Site
1925:	L, 20-18	at Lexington
1926:	L, 34-23	at Bloomington, Ind.
1927:	L, 38-19	at Lexington
1928:	L, 48-29	at Bloomington, Ind.
1941:	L, 48-45	at New Orleans (Sugar)
1943:	L, 58-52	at Louisville
1944:	W, 66-41	at Louisville
1945:	W, 61-43	at Louisville
1966:	W, 91-56	at Lexington (UKIT)
1970:	W, 109-92	at Lexington
1971:	W, 95-93[OT]	at Bloomington, Ind.
1972:	L, 90-89[2OT]	at Louisville
1973:	L, 64-58	at Bloomington, Ind.
	L, 72-65	at Nashville, Tenn. (NCAA)
1974:	L, 77-68	at Louisville
1975:	L, 98-74	at Bloomington, Ind.
	W, 92-90	at Dayton, Ohio (NCAA)
1976:	L, 77-68[OT]	at Louisville
1977:	W, 66-51	at Bloomington, Ind.
1978:	W, 78-64	at Lexington
1979:	L, 68-67[OT]	at Bloomington, Ind.
1980:	W, 69-58	at Lexington
1981:	W, 68-66	at Bloomington, Ind.
1982:	W, 85-69	at Lexington
1983:	L, 62-59	at Bloomington, Ind.
	W, 64-59	at Knoxville, Tenn. (NCAA)
1984:	W, 59-54	at Lexington
1985:	L, 81-68	at Bloomington, Ind.
1986:	W, 63-58	at Lexington
1987:	L, 71-66	at Bloomington, Ind.
1988:	W, 82-76[OT]	at Indianapolis
1989:	L, 75-52	at Lexington
1990:	L, 71-69	at Indianapolis
1991:	L, 87-84	at Bloomington, Ind.
1992:	W, 76-74	at Indianapolis
1993:	W, 81-79	at Louisville
1994:	L, 96-84	at Indianapolis
1995:	W, 73-70	at Louisville
1996:	W, 89-82	at Indianapolis
1997:	W, 99-65	at Louisville
1998:	W, 75-72	at Indianapolis
1999:	W, 70-61[OT]	at Louisville
2000:	L, 83-75	at Indianapolis
2001:	W, 88-74	at Louisville
2002:	W, 66-55	at Indianapolis
2003:	W, 70-64	at Louisville
2004:	W, 80-41	at Indianapolis
2005:	W, 73-58	at Louisville
2006:	L, 79-53	at Indianapolis
2007:	W, 59-54	at Lexington
2008:	L, 70-51	at Bloomington, Ind.
2009:	W, 72-54	at Lexington
2010:	W, 90-73	at Bloomington, Ind.
2011:	W, 81-62	at Lexington
2012:	L, 73-72	at Bloomington, Ind.
	W, 102-90	at Atlanta, Ga. (NCAA)

at Lexington: UK leads, 10-3
at Bloomington, Ind.: IU leads, 11-4
at Neutral Sites: UK leads, 18-10
at Atlanta, Ga.: UK leads, 1-0
at Dayton, Ohio: UK leads, 1-0
at Indianapolis: UK leads, 6-4
at Knoxville, Tenn.: UK leads, 1-0
at Louisville: UK leads, 9-4
at Nashville, Tenn.: IU leads, 1-0
at New Orleans: IU leads, 1-0

Ind. Central (UK leads, 4-0)

Year	Score	Site
1947:	W, 78-36	at Lexington
1948:	W, 80-41	at Lexington
1949:	W, 74-38	at Lexington
1950:	W, 94-61	at Lexington

at Lexington: UK leads, 4-0

Iona (UK leads, 6-0)

Year	Score	Site
1978:	W, 104-65	at Lexington
1980:	W, 57-50	at Anchorage, Alaska
1987:	W, 75-59	at Lexington (UKIT)
1989:	W, 56-54	at Anchorage, Alaska
1996:	W, 106-79	at New York
2006:	W, 73-67	at Louisville

at Lexington: UK leads, 2-0
at Neutral Sites: UK leads, 4-0
at Anchorage, Alaska: UK leads, 2-0
at Louisville: UK leads, 1-0
at New York: UK leads, 1-0

Iowa (UK leads, 5-3)

Year	Score	Site
1956:	L, 89-77	at Iowa City, Iowa (NCAA)
1963:	W, 94-69	at Lexington (UKIT)
1965:	W, 85-77	at Lexington
1973:	L, 79-66	at Lexington
1974:	W, 88-80	at Iowa City, Iowa
1997:	W, 75-69	at Salt Lake City (NCAA)
2001:	W, 92-79	at Uniondale, N.Y. (NCAA)
2006:	L, 67-63	at Kansas City, Mo.

at Lexington: UK leads, 2-1
at Iowa City, Iowa: Tied, 1-1
at Neutral Sites: UK leads, 2-1
at Kansas City, Mo.: UI leads, 1-0
at Salt Lake City: UK leads, 1-0
at Uniondale, N.Y.: UK leads, 1-0

Iowa State (UK leads, 3-0)

Year	Score	Site
1965:	W, 100-74	at Lexington
1992:	W, 106-98	at Worcester, Mass. (NCAA)
2012:	W, 87-71	at Louisville, Ky. (NCAA)

at Lexington: UK leads, 1-0
at Neutral Sites: UK leads, 1-0
at Louisville, Ky.: UK leads, 1-0
at Worcester, Mass.: UK leads, 1-0

IUPUI (UK leads, 1-0)

Year	Score	Site
2003:	W, 95-64	at Nashville, Tenn. (NCAA)

at Neutral Sites: UK leads, 1-0
at Nashville, Tenn.: UK leads, 1-0

Jacksonville (Tied, 1-1)

Year	Score	Site
1970:	L, 100-106	at Columbus, Ohio (NCAA)
1982:	W, 107-91	at Lexington (UKIT)

at Lexington: UK leads, 1-0
at Neutral Sites: JU leads, 1-0
at Columbus, Ohio: JU leads, 1-0

Jacksonville St. (UK leads, 1-0)

Year	Score	Site
2001:	W, 91-48	at Cincinnati, Ohio

at Neutral Sites: UK leads, 1-0
at Cincinnati, Ohio: UK leads, 1-0

Kansas (UK leads, 21-6)

Year	Score	Site
1951:	W, 68-39	at Lexington
1960:	W, 77-72[OT]	at Lawrence, Kan.
1970:	W, 115-85	at Lexington
1972:	W, 79-69	at Lawrence, Kan.
1973:	W, 77-71	at Lexington
1974:	L, 71-63	at Lawrence, Kan.
1975:	W, 100-63	at Louisville
1976:	W, 54-48	at Lawrence, Kan.
1977:	W, 90-63	at Lexington
1978:	W, 73-66	at Lawrence, Kan.
1979:	W, 67-66[OT]	at Lexington
1980:	W, 57-56	at Lawrence, Kan.
1981:	W, 87-73	at Lexington
1982:	W, 77-74[OT]	at Lawrence, Kan.
1983:	W, 82-62	at Louisville
1985:	W, 72-50	at Lawrence, Kan.
1986:	W, 92-89	at Louisville
1987:	L, 83-66	at Lawrence, Kan.
1990:	L, 150-95	at Lawrence, Kan.
1991:	W, 88-71	at Lexington
1999:	W, 63-45	at Chicago
	W, *92-88	at New Orleans (NCAA)
2005:	L, 65-59	at Lexington
2006:	L, 73-46	at Lawrence, Kan.
2007:	L, 88-76	at Chicago (NCAA)
2012:	W, 75-65	at New York
	W, 67-59	at New Orleans (NCAA)

at Lexington: UK leads, 7-1
at Lawrence, Kan.: UK leads, 7-4
at Neutral Sites: UK leads, 7-1
at Chicago: Series tied, 1-1
at Louisville: UK leads, 3-0
at New Orleans: UK leads, 2-0
at New York: UK leads, 1-0

Kansas State (UK leads, 8-0)

Year	Score	Site
1940:	W, 53-26	at Lexington
1941:	W, 28-25	at Manhattan, Kan.
1951:	W, 68-58	at Minneapolis (NCAA)
1962:	W, 80-67	at Lexington (UKIT)
1967:	W, 83-79	at Lexington (UKIT)
1972:	W, 71-64	at Manhattan, Kan.
1976:	W, 81-78	at New York (NIT)
2008:	W, 74-72	at Las Vegas

at Lexington: UK leads, 3-0
at Manhattan, Kan.: UK leads, 2-0
at Neutral Sites: UK leads, 3-0
at Minneapolis: UK leads, 1-0
at New York: UK leads, 1-0
at Las Vegas: UK leads, 1-0

Kent State (UK leads, 1-0)

Year	Score	Site
2002:	W, 82-68	at Cincinnati, Ohio

at Neutral Sites: UK leads, 1-0
at Cincinnati, Ohio: UK leads, 1-0

Kentucky St. (UK leads, 1-0)

Year	Score	Site
2002:	W, 118-63	at Lexington

at Lexington: UK leads, 1-0

Ky. Wesleyan (UK leads, 8-2-1)

Year	Score	Site
1910:	W, 14-12	at Winchester, Ky.
1911:	L, 25-19	at Winchester, Ky.
1918:	W, 23-13	at Lexington
	Tie, 21-21	at Winchester, Ky.
1919:	W, 46-5	at Lexington
	W, 18-13	at Lexington
1920:	W, 43-13	at Lexington
1921:	W, 38-13	at Lexington
1927:	L, 31-24	at Winchester, Ky.
1930:	W, 32-20	at Lexington
1939:	W, 57-18	at Lexington

at Lexington: UK leads, 7-0
at Winchester, Ky.: KW leads, 2-1-1

Lamar (UK leads, 3-0)

Year	Score	Site
1987:	W, 71-56	at Lexington
2008:	W, 103-61	at Lexington
2012:	W, 86-64	at Lexington

at Lexington: UK leads, 3-0

LaSalle (UK leads, 3-0)

Year	Score	Site
1954:	W, 73-60	at Lexington (UKIT)
1955:	W, 63-54	at Lexington (UKIT)
1979:	W, 109-77	at Lexington

at Lexington: UK leads, 3-0

Lexington High (Tied, 1-1)

Year	Score	Site
1909:	W, 28-9	at Lexington
1911:	L, 36-29	at Lexington

at Lexington: Tied, 1-1

Lex. YMCA (YMCA leads, 5-2)

Year	Score	Site
1903:	W, 11-10	at Lexington
1907:	L, 25-17	at Lexington
	L, 41-22	at YMCA

1908:	L, 29-29	at YMCA
	L, 23-19	at Lexington
1912:	W, 32-20	at Lexington
1913:	L, 27-25	at Lexington

at Lexington: YMCA leads, 3-2
at YMCA: YMCA leads, 2-0

Liberty (UK leads, 2-0)

Year	Score	Site
2006:	W, 81-51	at Lexington
2008:	W, 80-54	at Lexington

at Lexington: UK leads, 2-0

Lipscomb (UK leads, 1-0)

Year	Score	Site
2006:	W, 67-49	at Lexington

at Lexington: UK leads, 1-0

Long Beach State (UK leads, 1-0)

Year	Score	Site
2009:	W, 86-73	at Lexington

at Lexington: UK leads, 1-0

Long Island (UK leads, 2-1)

Year	Score	Site
1939:	L, 52-34	at New York
1945:	W, 62-52[OT]	at New York
1947:	W, 63-62	at New York

at New York: UK leads, 2-1

Longwood (UK leads, 1-0)

Year	Score	Site
2008:	W, 91-57	at Lexington

at Lexington: UK leads, 1-0

UL Lafayette (ULL leads, 1-0)

Year	Score	Site
1990:	L, 116-113[OT]	at Lexington (UKIT)

at Lexington: LL leads, 1-0

LSU (UK leads, 82-24)

Year	Score	Site
1933:	W, 51-38	at Atlanta (SEC)
1937:	W, 57-37	at Knoxville, Tenn. (SEC)
1939:	W, 53-34	at Knoxville, Tenn. (SEC)
1944:	W, 55-28	at Louisville (SEC)
1945:	W, 68-37	at Louisville (SEC)
1946:	W, 59-36	at Louisville (SEC)
1948:	W, 63-47	at Louisville (SEC)
1951:	W, 81-59	at Baton Rouge, La.
1952:	W, 57-47	at Lexington
	W, 44-43	at Louisville (SEC)
1954:	W, 63-56	at Nashville, Tenn.(SEC)
1955:	W, 74-58	at Lexington
	W, 64-62	at Baton Rouge, La.
1956:	W, 62-52	at Baton Rouge, La.
	W, 107-65	at Lexington
1957:	W, 51-46	at Baton Rouge, La.
1958:	W, 97-52	at Lexington
1959:	W, 76-61	at Baton Rouge, La.
1960:	W, 77-45	at Lexington
1961:	L, 73-59	at Baton Rouge, La.
1962:	W, 84-63	at Lexington
1963:	W, 63-56	at Baton Rouge, La.
1964:	W, 103-84	at Lexington
1965:	W, 79-66	at Baton Rouge, La.
1966:	W, 111-85	at Lexington
1967:	W, 102-72	at Lexington
	W, 105-84	at Baton Rouge, La.
1968:	W, 121-95	at Baton Rouge, La.
	W, 109-96	at Lexington
1969:	W, 108-96	at Baton Rouge, La.
	W, 103-89	at Lexington
1970:	W, 109-96	at Lexington
	W, 121-105	at Baton Rouge, La.
1971:	W, 82-79	at Baton Rouge, La.
	W, 110-73	at Lexington
1972:	W, 89-71	at Lexington
	L, 88-71	at Baton Rouge, La.
1973:	W, 86-71	at Baton Rouge, La.
	W, 94-76	at Lexington
1974:	L, 95-84	at Baton Rouge, La.
	W, 73-70	at Lexington
1975:	W, 115-80	at Lexington
	W, 77-76	at Baton Rouge, La.
1976:	W, 85-71	at Lexington
	W, 85-70	at Baton Rouge, La.
1977:	W, 87-72	at Lexington
	W, 90-76	at Baton Rouge, La.
1978:	W, 96-76	at Lexington
	L, 95-94[OT]	at Baton Rouge, La.
1979:	L, 93-89	at Lexington
	L, 70-61	at Baton Rouge, La.
	W, 80-67	at Birmingham, Ala. (SEC)
1980:	L, 65-60	at Lexington
	W, 76-74[OT]	at Baton Rouge, La.
	L, 80-78	at Birmingham, Ala. (SEC)
1981:	L, 81-67	at Baton Rouge, La.
	W, 73-71	at Lexington
1982:	W, 76-65	at Lexington
	L, 94-78	at Baton Rouge, La.
1983:	W, 52-50	at Lexington
	L, 74-60	at Baton Rouge, La.
1984:	W, 96-80	at Baton Rouge, La.
	W, 90-68	at Lexington
1985:	W, 53-43	at Lexington
	L, 67-61	at Baton Rouge, La.
1986:	W, 54-52	at Baton Rouge, La.
	W, 68-57	at Lexington
	W, 61-58	at Lexington (SEC)
	L, 59-57	at Atlanta (NCAA)
1987:	L, 76-41	at Lexington
	L, 65-52	at Baton Rouge, La.
1988:	W, 76-61	at Baton Rouge, La.
	W, 95-69	at Lexington
	W, 86-80	at Baton Rouge, La. (SEC)
1989:	L, 64-62	at Lexington
	L, 99-80	at Baton Rouge, La.
1990:	L, 94-81	at Baton Rouge, La.
	W, 100-95	at Lexington
1991:	W, 93-80	at Lexington
	L, 107-88	at Baton Rouge, La.
1992:	L, 74-63	at Baton Rouge, La.
	W, 80-74	at Birmingham, Ala. (SEC)
1993:	W, 105-67	at Lexington
	W, 82-65	at Lexington (SEC)
1994:	W, 99-95	at Baton Rouge, La.
1995:	W, 127-80	at Lexington
1996:	W, 129-97	at Baton Rouge, La.
1997:	W, 84-48	at Lexington
1998:	W, 63-61	at Baton Rouge, La.
1999:	W, 86-62	at Lexington
2000:	L, 70-57	at Baton Rouge, La.
2001:	W, 84-61	at Lexington
2002:	W, 68-56	at Baton Rouge, La.
2003:	W, 68-57	at Lexington
2004:	W, 70-64	at Baton Rouge, La.
2005:	W, 89-58	at Lexington
	W, 79-78[OT]	at Atlanta (SEC)
2006:	L, 71-67	at Baton Rouge, La.
2007:	W, 70-63	at Lexington
2008:	W, 67-63	at Baton Rouge, La.
2009:	L, 73-70	at Lexington
	L, 67-58	at Tampa, Fla. (SEC)
2010:	W, 81-55	at Baton Rouge, La.
2011:	W, 82-44	at Lexington
2012:	W, 74-50	at Baton Rouge, La.
	W, 60-51	at New Orleans (SEC)

at Lexington: UK leads, 40-5
at Baton Rouge, La.: UK leads, 29-16
at Neutral Sites: UK lead, 13-3
at Atlanta: UK leads, 2-1
at Birmingham, Ala.: UK leads, 2-1
at Knoxville, Tenn.: UK leads, 2-0
at Louisville: UK leads, 5-0
at Nashville, Tenn.: UK leads, 1-0
at New Orleans.: UK leads, 1-0
at Tampa, Fla.: LSU leads 1-0

Louisville (UK leads, 30-14)

Year	Score	Site
1913:	W, 34-10	at Lexington
1914:	W, 22-17	at Lexington
	W, 26-13	at Louisville
1915:	W, 18-14	at Lexington
	L, 26-15	at Louisville
1916:	L, 28-22	at Lexington
	W, 32-24	at Louisville
1922:	W, 38-14	at Louisville
	W, 29-22	at Lexington
1948:	W, 91-57	at New York (NCAA)
1951:	W, 79-68	at Raleigh, N.C. (NCAA)
1959:	L, 76-61	at Evanston, Ill. (NCAA)
1983:	L, 80-68[OT]	at Knoxville, Tenn. (NCAA)
1984:	W, 65-44	at Lexington
	W, 72-67	at Lexington (NCAA)
1985:	L, 71-64	at Louisville
1986:	W, 69-64	at Lexington
1987:	W, 85-51	at Louisville
1988:	W, 76-75	at Lexington
1989:	L, 97-75	at Louisville
1990:	L, 86-79	at Lexington
1991:	W, 93-85	at Louisville
1992:	W, 103-89	at Lexington
1993:	W, 88-68	at Louisville
1994:	W, 78-70	at Lexington
1995:	L, 88-86	at Louisville
1996:	W, 89-86	at Lexington
1997:	W, 74-54	at Louisville
1998:	L, 79-76	at Lexington
1999:	L, 83-74	at Louisville
2000:	W, 76-46	at Lexington
2001:	W, 64-62	at Louisville
2002:	W, 82-62	at Lexington
2003:	L, 81-63	at Louisville
2004:	L, 65-56	at Lexington
2005:	W, 60-58	at Louisville
2006:	W, 73-61	at Lexington
2007:	W, 61-49	at Louisville
2008:	L, 89-75	at Lexington
2009:	L, 74-71	at Louisville
2010:	W, 71-62	at Lexington
2011:	W, 78-63	at Louisville
2012:	W, 69-62	at Lexington
	W, 69-61	at New Orleans (NCAA)

at Lexington: UK leads, 16-5
at Louisville: UK leads, 11-7
at Neutral Sites: UK leads, 3-2
at Evanston, Ill.: UL leads, 1-0
at Knoxville, Tenn.: UL leads, 1-0
at New Orleans: UK leads, 1-0
at New York: UK leads, 1-0
at Raleigh, N.C.: UK leads, 1-0

Louisville Coliseum (Tied, 1-1)

Year	Score	Site
1908:	W, 29-28	at Lexington
	L, 30-18	at Louisville

at Lexington: UK leads, 1-0
at Louisville: LC leads, 1-0

Louisville YMCA (UK leads, 1-0)

Year	Score	Site
1914:	W, 30-21	at Lexington

at Lexington: UK leads, 1-0

Louisville YMHA (UK leads, 1-0)

Year	Score	Site
1914:	W, 59-12	at Lexington

at Lexington: UK leads, 1-0

Loyola, Ill. (UK leads, 4-3)

Year	Score	Site
1949:	L, 67-56	at New York (NIT)
1951:	W, 97-61	at Lexington
1957:	W, 81-62	at Lexington
	W, 115-65	at Chicago
1958:	W, 75-42	at Lexington
	L, 57-56	at Chicago
1964:	L, 100-91	at Minneapolis (NCAA)

at Lexington: UK leads, 3-0
at Chicago: Tied, 1-1
at Neutral Sites: LU leads, 2-0
at Minneapolis: LU leads, 1-0
at New York: LU leads, 1-0

Loyola, La. (UK leads, 1-0)

Year	Score	Site
1964:	W, 86-64	at New Orleans (Sugar)

at Neutral Sites: UK leads, 1-0
at New Orleans: UK leads, 1-0

Loyola,(Md.) (UK leads, 1-0)

Year	Score	Site
2012:	W, 87-63	at Lexington

at Lexington: UK leads, 1-0

Maine (UK leads, 1-0)

Year	Score	Site
1981:	W, 100-54	at Lexington

at Lexington: UK leads, 1-0

Marietta (Tied, 2-2)

Year	Score	Site
1913:	W, 42-16	at Lexington
1914:	W, 19-17	at Lexington
1916:	L, 27-22	at Lexington
	L, 27-23	at Lexington

at Lexington: Tied, 2-2

Marist (UK leads, 1-0)

Year	Score	Site
2012:	W, 108-58	at Lexington

at Lexington: UK leads, 1-0

Marquette (Tied, 7-7)

Year	Score	Site
1938:	W, 35-33	at Lexington
1939:	W, 37-31	at Lexington
1940:	W, 51-45	at Milwaukee
1955:	L, 79-71	at Evanston, Ill. (NCAA)
1959:	W, 98-69	at Evanston, Ill. (NCAA)
1961:	L, 88-72	at Chicago
1968:	W, 107-89	at Lexington (NCAA)
1969:	L, 81-74	at Madison, Wis. (NCAA)
1971:	L, 91-74	at Athens, Ga. (NCAA)
1972:	W, 85-69	at Dayton, Ohio (NCAA)
1975:	W, 76-54	at Tuscaloosa, Ala. (NCAA)
1994:	L, 75-63	at St. Petersburg, Fla. (NCAA)
2003:	L, 83-69	at Minneapolis (NCAA)
2008:	L, 74-66	at Anaheim, Calif. (NCAA)

at Lexington: UK leads, 3-0
at Milwaukee: UK leads, 1-0
at Neutral Sites: MU leads, 7-3
at Anahelm, Calif.: MU leads, 1-0
at Athens, Ga.: MU leads, 1-0
at Chicago: MU leads, 1-0
at Dayton, Ohio: UK leads, 1-0
at Evanston, Ill.: Tied, 1-1
at Madison, Wis.: MU leads, 1-0
at Minneapolis: MU leads, 1-0
at St. Petersburg, Fla.: MU leads, 1-0
at Tuscaloosa, Ala.: UK leads, 1-0

Marshall (UK leads, 11-0)

Year	Score	Site
1914:	W, 46-6	at Huntington, W.Va.
1922:	W, 34-12	at Lexington
1931:	W, 42-26	at Lexington
1932:	W, 46-16	at Lexington
1933:	W, 57-23	at Ashland, Ky.
1934:	W, 48-26	at Lexington
1989:	W, 91-78	at Lexington (UKIT)
1995:	W, 116-75	at Lexington
1996:	W, 118-99	at Louisville
2002:	W, 90-73	at Lexington
2004:	W, 89-76	at Cincinnati

at Lexington: UK leads, 7-0
at Huntington, W.Va.: UK leads, 1-0
at Neutral Sites: MU leads, 3-0
at Ashland, Ky.: UK leads, 1-0
at Cincinnati: UK leads, 1-0
at Louisville: UK leads, 1-0

Maryland (UK leads, 7-5)

Year	Score	Site
1928:	L, 37-7	at College Park, Md.
1930:	W, 26-21	at Atlanta (So.Con.)
1931:	L, 29-27	at Atlanta (So.Con.)
1956:	W, 62-61	at College Park, Md.
1957:	W, 76-55	at Lexington
1958:	L, 71-62	at College Park, Md.
1959:	W, 58-56[OT]	at Lexington
1996:	W, 96-84	at Springfield, Mass.
1999:	W, 103-91	at Lexington
2000:	W, 61-58	at New York
	L, 72-66	at College Park, Md.
2002:	L, 78-68	at Syracuse, N.Y. (NCAA)

at Lexington: UK leads, 3-0
at College Park, Md.: UM leads, 3-1
at Neutral Sites: UK leads, 3-2
at Atlanta: Tied, 1-1
at New York: UK leads, 1-0
at Springfield, Mass.: UK leads, 1-0
at Syracuse, N.Y.: UM leads, 1-0

Maryville (UK leads, 5-0)

Year	Score	Site
1915:	W, 37-17	at Lexington
	W, 23-22	at Maryville, Tenn.
1916:	W, 36-25	at Lexington
1920:	W, 27-13	at Lexington
1941:	W, 53-14	at Lexington

at Lexington: UK leads, 4-0
at Maryville, Tenn.: UK leads, 1-0

Massachusetts (UK leads, 5-1)

Year	Score	Site
1992:	W, 90-69	at Lexington
	W, 87-77	at Philadelphia (NCAA)
1994:	W, 67-64	at East Rutherford, N.J.
1996:	L, 92-82	at Auburn Hills, Mich.
	W, 81-74	at E. Rutherford, N.J. (NCAA)
2007:	W, 82-68	at Lexington

at Lexington: UK leads, 2-0
at Neutral Sites: UK leads, 3-1
at Auburn Hills, Mich.: UM leads, 1-0
at East Rutherford, N.J.: UK leads, 2-0
at Philadelphia: UK leads, 1-0

Memphis (UM leads, 1-0)

Year	Score	Site
2007:	L, 80-3	at Honolulu

at Neutral Sites: UM leads, 1-0
at Honolulu: UM leads, 1-0

Mercer (UK leads, 2-1)

Year	Score	Site
1921:	W, 49-25	at Atlanta (SIAA)
1922:	L, 35-22	at Atlanta (SIAA)
1999:	W, 82-51	at Lexington

at Lexington: UK leads, 1-0
at Neutral Sites: Tied, 1-1
at Atlanta: Tied, 1-1

Mexico (UK leads, 3-0)

Year	Score	Site
1933:	W, 81-22	at Lexington
1937:	W, 58-30	at Lexington
1942:	W, 56-26	at Lexington

at Lexington: UK leads, 3-0

Mexico YMCA (UK leads, 1-0)

Year	Score	Site
1924:	W, 25-14	at Lexington

at Lexington: UK leads, 1-0

Miami, Fla. (UK leads, 3-1)

Year	Score	Site
1957:	W, 114-75	at Lexington
1999:	W, 74-65	at Lexington
2000:	W, 60-57	at Miami
2008:	L, 73-67	at Lexington

at Lexington: UK leads, 2-1
at Miami, Fla.: UK leads, 1-0

Miami, Ohio (UK leads, 22-4)

Year	Score	Site
1906:	L, 15-10	at Lexington
	L, 29-19	at Oxford, Ohio
1912:	W, 31-14	at Lexington
1913:	W, 24-16	at Lexington
1919:	L, 38-14	at Lexington
1928:	L, 36-31	at Lexington
1929:	W, 43-42[OT]	at Lexington
1930:	W, 35-20	at Lexington
1942:	W, 35-21	at Lexington
1947:	W, 62-49	at Lexington
1948:	W, 67-53	at Oxford, Ohio
1958:	W, 94-70	at Lexington (NCAA)
1961:	W, 70-58	at Lexington
1962:	W, 93-61	at Lexington
1969:	W, 86-77	at Oxford, Ohio
	W, 72-71	at Madison, Wis. (NCAA)
1970:	W, 80-58	at Lexington
1974:	W, 81-68	at Lexington
1975:	W, 80-73	at Oxford, Ohio
	W, 91-69	at Lexington
1978:	W, 91-69	at Dayton, Ohio (NCAA)
1988:	W, 85-71	at Lexington (UKIT)
1993:	W, 65-49	at Lexington
1999:	W, 58-43	at St. Louis (NCAA)
2007:	W, 57-46	at Lexington
2009:	W, 72-70	at Lexington

at Lexington: UK leads, 15-3
at Oxford, Ohio: UK leads, 3-1
at Neutral Sites: UK leads, 3-0
at Dayton, Ohio: UK leads, 1-0
at Madison, Wis: UK leads, 1-0
at St. Louis: UK leads, 1-0

Michigan (UK leads, 4-2)

Year	Score	Site
1925:	L, 21-11	at Lexington
1966:	W, 84-77	at Iowa City, Iowa (NCAA)
1968:	W, 96-79	at Ann Arbor, Mich.
1969:	W, 112-104	at Lexington (UKIT)
1971:	W, 104-93	at Ann Arbor, Mich.
1993:	L, 81-78[OT]	at New Orleans (NCAA)

1988 W, 90-81 (Cincinnati, OT)

at Lexington: Tied, 1-1
at Ann Arbor, Mich.: UK leads, 2-0
at Neutral Sites: Tied, 1-1
at Iowa City, Iowa: UK leads, 1-0
at New Orleans: UM leads, 1-0

Michigan State (UK leads, 12-10)

Year	Score	Site
1936:	L, 32-26	at East Lansing, Mich.
	W, 27-19	at Lexington
1937:	W, 28-21	at Lexington
	L, 24-23	at East Lansing, Mich.
1938:	L, 43-38	at East Lansing, Mich.
	W, 44-27	at Lexington
1945:	W, 66-36	at Lexington
	L, 66-50	at East Lansing, Mich.
1946:	W, 55-44	at East Lansing, Mich.
	W, 59-51	at Lexington
1947:	W, 86-36	at Lexington
1948:	W, 47-45	at East Lansing, Mich.
1957:	L, 80-68	at Lexington (NCAA)
1972:	L, 91-85	at Lexington
1973:	W, 75-66	at East Lansing, Mich.
1978:	W, 52-49	at Dayton, Ohio (NCAA)
1999:	L, 73-66	at St. Louis (NCAA)
2000:	W, 60-58	at Lexington
2001:	L, 46-45	at East Lansing, Mich.
2003:	L, 71-67	at Lexington
2004:	W, 79-74	at Detroit
2005:	L, 94-88[OT]	at Austin, Texas (NCAA)

at Lexington: UK leads, 7-3
at East Lansing, Mich.: MSU leads, 5-3
at Neutral Sites: Tied, 2-2
at Austin, Texas: MSU leads, 1-0
at Dayton, Ohio: UK leads, 1-0
at Detroit: UK leads, 1-0
at St. Louis: MSU leads, 1-0

Middle Tenn. (MTSU leads, 1-0)

Year	Score	Site
1982:	L, 50-44	at Nashville, Tenn. (NCAA)

at Neutral Sites: MT leads, 1-0
at Nashville, Tenn.: MT leads, 1-0

Minnesota (UK leads, 4-1)

Year	Score	Site
1952:	L, 61-57	at Minneapolis
1954:	W, 74-59	at Lexington
1956:	W, 72-65	at Lexington (UKIT)
1958:	W, 76-58	at Lexington (UKIT)
1997:	W, 78-69	at Indianapolis (NCAA)

at Lexington: UK leads, 3-0
at Minneapolis: UM leads, 0-1
at Neutral Sites: UK leads, 1-0
at Indianapolis: UK leads, 1-0

Mississippi (UK leads, 99-13)

Year	Score	Site
1925:	W, 26-23	at Lexington
1927:	L, 37-17	at Lexington
1928:	L, 41-28	at Atlanta (So.Con.)
1929:	W, 35-30	at Lexington
	W, 32-24	at Lexington
1933:	W, 49-31	at Atlanta (SEC)
1939:	W, 49-30	at Knoxville, Tenn. (SEC)
1941:	W, 60-41	at Lexington
	W, 62-52	at Louisville (SEC)
1942:	W, 59-32	at Louisville (SEC)
1949:	W, 75-45	at Memphis, Tenn.
	W, 85-31	at Lexington
1950:	W, 61-55	at Memphis, Tenn.
	W, 90-50	at Lexington
1951:	W, 86-39	at Owensboro, Ky.
1952:	W, 116-58	at Owensboro, Ky.
	W, 81-61	at Lexington
1954:	W, 88-62	at Lexington
1955:	W, 84-66	at Memphis, Tenn.
1956:	W, 88-49	at Lexington
1957:	W, 75-69	at Memphis, Tenn.
1958:	W, 96-65	at Lexington
1959:	W, 97-72	at Jackson, Miss.
1960:	W, 61-43	at Lexington
1961:	W, 74-60	at Jackson, Miss.
1962:	W, 83-60	at Lexington
1963:	W, 75-69	at Jackson, Miss.
1964:	W, 102-59	at Lexington
1965:	W, 102-65	at Lexington
1966:	W, 108-65	at Oxford, Miss.
1967:	W, 96-53	at Lexington
	W, 79-70	at Oxford, Miss.
1968:	W, 85-76	at Oxford, Miss.
	W, 78-62	at Lexington
1969:	W, 69-59	at Oxford, Miss.
	W, 104-68	at Lexington
1970:	W, 95-73	at Lexington
	W, 120-85	at Oxford, Miss.
1971:	W, 103-95	at Oxford, Miss.
	W, 121-86	at Lexington
1972:	W, 93-82	at Lexington
	W, 90-82	at Oxford, Miss.
1973:	L, 61-58	at Oxford, Miss.
	W, 88-70	at Lexington
1974:	W, 93-64	at Lexington
	L, 61-60	at Oxford, Miss.
1975:	W, 85-82	at Oxford, Miss.
	W, 108-89	at Lexington
1976:	W, 89-81	at Lexington
	W, 94-87	at Oxford, Miss.
1977:	W, 100-73	at Lexington
	W, 81-69	at Oxford, Miss.
1978:	W, 76-56	at Lexington
	W, 64-52	at Oxford, Miss.
1979:	W, 90-64	at Lexington
	W, 87-82	at Oxford, Miss.
	W, 82-77	at Birmingham, Ala. (SEC)
1980:	W, 79-73	at Oxford, Miss.
	W, 86-72	at Lexington
	W, 70-67	at Birmingham, Ala. (SEC)
1981:	W, 64-55	at Lexington
	W, 62-55	at Oxford, Miss.
1982:	L, 67-65	at Oxford, Miss.
	W, 56-49	at Lexington
	W, 62-58	at Lexington (SEC)
1983:	W, 72-60	at Lexington
	W, 61-58	at Oxford, Miss.
1984:	W, 68-55	at Oxford, Miss.
	W, 76-57	at Lexington
1985:	W, 57-45	at Oxford, Miss.
	W, 67-52	at Lexington
1986:	W, 75-58	at Lexington
	W, 62-58	at Oxford, Miss.
	W, 95-69	at Lexington (SEC)
1987:	L, 76-65	at Oxford, Miss.
	W, 64-63	at Lexington
1988:	W, 94-65	at Lexington
	W, 78-71	at Oxford, Miss.
	W, 82-64	at Baton Rouge (SEC)
1989:	L, 70-65	at Oxford, Miss.
	W, 70-69	at Lexington
1990:	W, 98-79	at Lexington
	L, 88-74	at Oxford, Miss.
1991:	W, 95-85	at Oxford, Miss.
	W, 89-77	at Lexington
1992:	W, 96-78	at Lexington
1993:	W, 98-66	at Oxford, Miss.
1994:	W, 98-64	at Louisville
1995:	W, 82-65	at Memphis, Tenn.
1996:	W, 90-60	at Lexington
1997:	L, 73-69	at Oxford, Miss.
	W, 88-70	at Memphis, Tenn. (SEC)
1998:	L, 73-64	at Lexington
1999:	W, 63-57	at Oxford, Miss.
	W, 83-73	at Atlanta (SEC)
2000:	W, 74-69	at Lexington
2001:	L, 65-55	at Oxford, Miss.
	W, 77-55	at Nashville, Tenn. (SEC)
2002:	W, 87-64	at Lexington
2003:	W, 80-62	at Oxford, Miss.
2004:	W, 71-61	at Lexington
2005:	W, 53-50	at Oxford, Miss.
2006:	W, 80-40	at Lexington
	W, 71-57	at Nashville, Tenn. (SEC)
2007:	W, 68-58	at Oxford, Miss.
2008:	W, 58-54	at Lexington
2009:	L, 85-80	at Oxford, Miss.
	W, 71-58	at Tampa, Fla. (SEC)
2010:	W, 85-75	at Lexington
2011:	L, 69-71	at Oxford, Miss.
	W, 75-66	at Atlanta (SEC)
2012:	W, 77-62	at Lexington

at Lexington: UK leads, 50-2
at Oxford, Miss.: UK leads, 25-10
at Neutral Sites: UK leads, 24-1
at Atlanta: UK leads, 3-1
at Baton Rouge: UK leads, 1-0
at Birmingham, Ala.: UK leads, 2-0
at Jackson, Miss.: UK leads, 3-0
at Knoxville, Tenn.: UK leads, 1-0
at Louisville: UK leads, 3-0
at Memphis, Tenn.: UK leads, 6-0
at Nashville, Tenn.: UK leads, 2-0
at Owensboro, Ky.: UK leads, 2-0
at Tampa, Fla.: UK leads, 1-0

Miss. State (UK leads, 88-20)

Year	Score	Site
1921:	W, 28-13	at Atlanta (SIAA)
1922:	W, 28-21	at Lexington
1924:	L, 17-16	at Lexington
1925:	W, 31-26	at Atlanta (So.Con.)
1926:	L, 31-26	at Atlanta (So.Con.)
1929:	W, 25-23[OT]	at Starkville, Miss.
	W, 32-14	at Jackson, Miss.
1930:	W, 38-17	at Lexington
	W, 20-14	at Lexington
1933:	W, 46-27	at Atlanta (SEC)
1936:	W, 41-39	at Knoxville, Tenn. (SEC)
1939:	W, 39-28	at Lexington
1940:	W, 45-37	at Lexington
1943:	W, 52-43	at Louisville (SEC)
1950:	W, 87-55	at Owensboro, Ky.
	W, 56-46	at Louisville (SEC)
1951:	W, 80-60	at Starkville, Miss.
	W, 92-70	at Louisville (SEC)
1952:	W, 110-66	at Lexington
1954:	W, 81-49	at Lexington
1955:	W, 61-56	at Starkville, Miss.
1956:	W, 86-65	at Lexington
1957:	L, 89-81	at Starkville, Miss.
1958:	W, 72-62	at Lexington
1959:	L, 66-58	at Starkville, Miss.
1960:	W, 90-59	at Lexington
1961:	W, 68-62	at Starkville, Miss.
1962:	L, 49-44	at Lexington
1963:	L, 56-52	at Starkville, Miss.
1964:	W, 65-59	at Lexington
1965:	W, 74-56	at Lexington
1966:	W, 73-69	at Starkville, Miss.
1967:	L, 77-72[OT]	at Lexington
	W, 103-74	at Starkville, Miss.
1968:	W, 92-84	at Starkville, Miss.
	W, 107-81	at Lexington
1969:	W, 91-72	at Starkville, Miss.
	W, 91-69	at Lexington
1970:	W, 111-76	at Lexington
	W, 86-57	at Starkville, Miss.
1971:	W, 79-71	at Starkville, Miss.
	W, 102-83	at Lexington
1972:	W, 104-76	at Lexington
	W, 63-55	at Starkville, Miss.
1973:	W, 90-81	at Starkville, Miss.
	W, 100-87[OT]	at Lexington
1974:	W, 82-70	at Starkville, Miss.
	W, 108-69	at Lexington
1975:	W, 112-79	at Lexington
	W, 118-80	at Starkville, Miss.
1976:	L, 77-73	at Starkville, Miss.
	W, 94-93[OT]	at Lexington
1977:	W, 92-85	at Starkville, Miss.
	W, 77-64	at Lexington
1978:	W, 75-65	at Starkville, Miss.
	W, 58-56	at Lexington
1979:	L, 63-61	at Starkville, Miss.
	W, 80-65	at Lexington
1980:	W, 89-67	at Starkville, Miss.
	W, 71-65	at Lexington
1981:	W, 71-64	at Lexington
	W, 78-74	at Starkville, Miss.
1982:	L, 56-51	at Starkville, Miss.
	W, 71-54	at Lexington
1983:	W, 59-53[OT]	at Starkville, Miss.
	W, 88-67	at Lexington
1984:	W, 51-42	at Lexington
	W, 77-58	at Starkville, Miss.
1985:	W, 58-57	at Lexington
	L, 82-69	at Starkville, Miss.
1986:	W, 64-52	at Starkville, Miss.
	W, 88-62	at Lexington
1987:	W, 57-49	at Starkville, Miss.
	W, 50-36	at Lexington
1988:	W, 93-52	at Lexington
	W, 83-59	at Starkville, Miss.
1989:	W, 73-61	at Lexington
	L, 68-67	at Starkville, Miss.
1990:	W, 102-97	at Lexington
	L, 87-86	at Starkville, Miss.
1991:	W, 89-70	at Lexington
	L, 83-82	at Starkville, Miss.
1992:	W, 89-84	at Starkville, Miss.
1993:	W, 87-63	at Lexington
1994:	W, 86-70	at Starkville, Miss.
	W, 95-76	at Memphis, Tenn. (SEC)
1995:	L, 76-71	at Lexington
1996:	W, 74-56	at Starkville, Miss.
	L, 84-73	at New Orleans (SEC)
1997:	W, 90-61	at Lexington
1998:	W, 77-71	at Starkville, Miss.
1999:	W, 76-49	at Lexington
2000:	W, 73-61	at Starkville, Miss.
2001:	W, 76-57	at Lexington
2002:	L, 74-69[OT]	at Starkville, Miss.
2003:	W, 70-62	at Lexington
	W, 64-57	at New Orleans (SEC)
2004:	W, 67-66	at Starkville, Miss.
2005:	W, 94-78	at Lexington
2006:	W, 81-66	at Starkville, Miss.
2007:	W, 64-60	at Lexington
	L, 84-82[OT]	at Atlanta (SEC)
2008:	L, 69-64	at Starkville, Miss.
2009:	L, 66-57	at Lexington
2010:	W, 81-75[OT]	at Starkville, Miss.
	W, 75-74[OT]	at Nashville, Tenn. (SEC)
2011:	W, 85-79	at Lexington
2012:	W, 73-64	at Starkville, Miss.

at Lexington: UK leads, 44-5
at Starkville, Miss.: UK leads, 32-12
at Neutral Sites: UK leads, 12-3
at Atlanta: UK leads, 3-2
at Jackson, Miss.: UK leads, 1-0
at Knoxville, Tenn.: UK leads, 1-0
at Louisville: UK leads, 3-0
at Memphis, Tenn.: UK leads, 1-0
at New Orleans: Tied, 1-1
at Owensboro, Ky.: UK leads, 1-0
at Nashville, Tenn.: UK leads, 1-0

Miss. Valley St. (UK leads, 3-0)

Year	Score	Site
2007:	W, 79-56	at Lexington
2008:	W, 88-65	at Lexington
2011:	W, 85-60	at Lexington

at Lexington: UK leads, 3-0

Missouri (UK leads, 4-0)

Year	Score	Site
1961:	W, 81-69	at Lexington
1972:	W, 83-72	at Lexington (UKIT)
1998:	W, 77-55	at Maui, Hawaii
2000:	W, 70-53	at New Orleans (Sugar)

at Lexington: UK leads, 2-0
at Neutral Sites: UK leads, 2-0
at Maui, Hawaii: UK leads, 1-0
at New Orleans: UK leads, 1-0

Montana (UK leads, 1-0)

Year	Score	Site
1997:	W, 81-69	at Salt Lake City (NCAA)

at Neutral Sites: UK leads, 1-0
at Salt Lake City: UK leads, 1-0

Moores Hill (UK leads, 1-0)

Year	Score	Site
1906:	W, 32-11	at Moores Hill, Ind.

at Moores Hill, Ind.: UK leads, 1-0

Morehead St. (UK leads, 9-0)

Year	Score	Site
1961:	W, 71-64	at Louisville (NCAA)
1992:	W, 101-84	at Louisville
1993:	W, 108-65	at Lexington
1994:	W, 97-61	at Lexington
1996:	W, 96-32	at Lexington
1998:	W, 88-49	at Lexington
2002:	W, 94-75	at Lexington
2005:	W, 71-40	at Lexington
2009:	W, 75-59	at Lexington

at Lexington: UK leads, 7-0
at Neutral Sites: UK leads, 2-0
at Louisville: UK leads, 2-0

Mt. St. Mary's (UK leads, 1-0)

Year	Score	Site
1995:	W, 113-67	at Memphis, Tenn. (NCAA)

at Neutral Sites: UK leads, 1-0
at Memphis, Tenn.: UK leads, 1-0

Navy (UK leads, 3-1)

Year	Score	Site
1929:	L, 32-26	at Annapolis, Md.
1959:	W, 82-69	at Lexington
1970:	W, 73-59	at Lexington (UKIT)
1987:	W, 80-69	at Lexington

at Lexington: UK leads, 3-0
at Annapolis, Md.: Navy leads, 1-0

Nebraska (UK leads, 2-1)

Year	Score	Site
1941:	L, 40-39	at Lincoln, Neb.
1942:	W, 42-27	at Lexington
1973:	W, 85-60	at Lexington (UKIT)

at Lexington: UK leads, 2-0
at Lincoln, Neb.: NU leads, 1-0

New Albany YMCA (Y. leads, 1-0)

Year	Score	Site
1906:	L, 29-12	at New Albany, Ind.

at New Albany, Ind.: YMCA leads, 1-0

N. Mexico St. (UK leads, 1-0)

Year	Score	Site
1999:	W, 82-60	at New Orleans (NCAA)

at Neutral Sites: UK leads, 1-0
at New Orleans: UK leads, 1-0

New York U. (NYU leads, 2-0)

Year	Score	Site
1935:	L, 23-22	at New York
1936:	L, 41-28	at New York

at New York: NYU leads, 2-0

Niagara (UK leads, 1-0)

Year	Score	Site
1976:	W, 67-61	at New York (NIT)

at Neutral Sites: UK leads, 1-0
at New York: UK leads, 1-0

N. Carolina (UNC leads, 22-13)

Year	Score	Site
1924:	L, 41-20	at Atlanta (SIAA)
1929:	L, 25-15	at Lexington
1932:	L, 43-42	at Atlanta (So.Con.)
1950:	W, 83-44	at Lexington
1960:	W, 76-70	at Lexington (UKIT)
1961:	W, 70-65	at Greensboro, N.C.
1963:	L, 68-66	at Lexington
1964:	W, 100-80	at Lexington
1965:	L, 82-67	at Charlotte, N.C.
1967:	L, 64-55	at Lexington
1968:	L, 84-77	at Greensboro, N.C.
1969:	L, 87-77	at Lexington
1970:	W, 94-87	at Charlotte, N.C.
1973:	L, 78-70	at Louisville
1974:	L, 101-84	at Greensboro, N.C.
1975:	W, 90-78	at Louisville
1976:	L, 90-77	at Charlotte, N.C.
1977:	L, 79-72	at College Park, Md. (NCAA)
1982:	L, 82-69	at East Rutherford, N.J.
1990:	L, 121-110	at Louisville
1991:	L, 84-81	at Chapel Hill, N.C.
1995:	L, 74-61	at Birmingham, Ala. (NCAA)
2001:	W, 93-76	at Chapel Hill, N.C.
2002:	W, 79-59	at Lexington
2003:	W, 98-81	at Chapel Hill, N.C.
2004:	W, 61-56	at Lexington
2005:	L, 91-78	at Chapel Hill, N.C.
2006:	L, 83-79	at Lexington
2007:	L, 75-63	at Chapel Hill, N.C.
2008:	L, 86-77	at Lexington
2009:	L, 77-58	at Chapel Hill, N.C.
2010:	W, 88-66	at Lexington
2011:	L, 73-75	at Chapel Hill, N.C.
	W, 76-69	at Newark, N.J. (NCAA)
2012:	w, 73-72	at Lexington

at Lexington: UK leads, 7-6
at Chapel Hill: UNC leads, 5-2
at Neutral Sites: UNC leads, 12-3
at Atlanta: UNC leads, 2-0
at Birmingham, Ala.: UNC leads, 1-0
at Charlotte, N.C.: UNC leads, 2-1
at College Park, Md.: UNC leads, 1-0
at East Rutherford, N.J.: UNC leads, 1-0
at Greensboro, N.C.: UNC leads, 2-1
at Louisville: UNC leads, 2-1
at Newark, N.J.: UK leads, 1-0

UNC Asheville (UK leads, 3-0)

Year	Score	Site
1997:	W, 105-51	at Lexington
2000:	W, 86-41	at Lexington
2010:	W, 94-57	at Louisville

at Lexington: UK leads, 2-0
at Neutral Sites: UK leads, 1-0
at Louisville: UK leads, 1-0

N.C. State (UK leads, 3-1)

Year	Score	Site
1931:	W, 33-28	at Atlanta (So.Con.)
1947:	W, 60-42	at New York (NIT)
1985:	W, 78-62	at Lexington
1986:	L, 54-51	at Raleigh, N.C.

at Lexington: UK leads, 1-0
at Raleigh, N.C.: NCS leads, 1-0
at Neutral Sites: UK leads, 2-0
at Atlanta: UK leads, 1-0
at New York: UK leads, 1-0

N. Colorado (UK leads, 1-0)

Year	Score	Site
1960:	W, 106-73	at Lexington

at Lexington: UK leads, 1-0

Northwestern (UK leads, 7-1)

Year	Score	Site
1963:	W, 71-60	at Lexington
1964:	W, 95-63	at Evanston, Ill.
1966:	W, 86-75	at Lexington
1967:	W, 118-116	at Evanston, Ill.
1971:	W, 115-100	at Evanston, Ill.
1972:	W, 94-85	at Lexington
1975:	W, 97-70	at Lexington
1976:	L, 89-77	at Evanston, Ill.

at Lexington: UK leads, 4-0
at Evanston, Ill.: UK leads, 3-1

Northwestern St. (Tied, 1-1)

Year	Score	Site
1986:	W, 77-58	at Lexington
1989:	L, 85-82	at Lexington

at Lexington: Tied, 1-1

Notre Dame (UK leads, 42-18)

Year	Score	Site
1929:	W, 19-16	at South Bend, Ind.
1936:	L, 41-20	at South Bend, Ind.
1937:	L, 41-28	at Louisville
1938:	L, 47-39	at South Bend, Ind.
1939:	L, 42-39	at Louisville
1940:	L, 52-47	at South Bend, Ind.
1941:	L, 48-47	at Louisville
1942:	L, 46-43	at South Bend, Ind.
1943:	W, 60-55	at Louisville
1944:	W, 55-54	at Louisville
1945:	L, 59-58[OT]	at Louisville
1946:	L, 56-47	at Louisville
1947:	W, 60-30	at Louisville
1948:	L, 64-55	at South Bend, Ind.
1949:	W, 62-38	at Louisville
1950:	L, 64-51	at South Bend, Ind.
1951:	W, 69-44	at Lexington
1952:	W, 71-66	at Chicago
1958:	W, 89-56	at Lexington (NCAA)
1959:	W, 71-52	at Chicago
1960:	W, 68-65	at Lexington
1961:	W, 68-62	at Louisville
1962:	W, 100-53	at Louisville
1963:	W, 78-70	at Louisville
1964:	W, 101-81	at Louisville
1965:	L, 111-97	at Louisville
1966:	W, 103-69	at Louisville
1967:	W, 96-85	at Louisville
1968:	W, 81-73	at Louisville
1969:	W, 110-90	at Louisville
1970:	W, 102-100	at Louisville
	W, 109-99	at Columbus, Ohio (NCAA)
1971:	L, 99-92	at Louisville
1972:	W, 83-67	at Louisville
1973:	W, 65-63	at Louisville
1974:	L, 94-79	at Louisville
1975:	W, 113-96	at Louisville
1976:	W, 79-77	at Louisville
1977:	W, 102-78	at Louisville
1978:	W, 73-68	at Louisville
1979:	W, 81-76	at Louisville
1980:	W, 86-80	at Louisville
1981:	L, 67-61	at Louisville
1982:	W, 34-28[OT]	at Louisville
1983:	W, 58-45	at South Bend, Ind.
1988:	W, 78-69	at Louisville
1989:	L, 81-65	at Indianapolis
1990:	L, 80-67	at South Bend, Ind.
1991:	W, 98-90	at Indianapolis
1992:	W, 91-70	at Lexington
1993:	W, 81-62	at South Bend, Ind.
1994:	W, 84-59	at Lexington
1995:	W, 97-58	at South Bend, Ind.
1997:	W, 80-56	at Lexington
2001:	W, 82-71	at Lexington
2002:	W, 72-65	at South Bend, Ind.
2003:	W, 88-73	at Lexington
2004:	W, 71-63	at South Bend, Ind.
2009:	L, 77-67	at South Bend, Ind. (NIT)
2011:	W, 72-58	at Louisville

at Lexington: UK leads, 8-0
at South Bend, Ind.: UK leads, 6-8
at Neutral Sites: UK leads, 28-10
at Chicago: UK leads, 2-0
at Columbus, Ohio: UK leads, 1-0
at Indianapolis: Tied, 1-1
at Louisville: UK leads, 24-9

Oglethorpe (UK leads, 1-0)

Year	Score	Site
1935:	W, 81-12	at Lexington

at Lexington: UK leads, 1-0

Ohio (UK leads, 14-1)

Year	Score	Site
1944:	W, 51-35	at Lexington
1945:	W, 59-46	at Lexington
	W, 61-38	at Athens, Ohio
1946:	W, 57-48	at Lexington
	W, 60-52	at Athens, Ohio
1947:	W, 46-36	at Lexington
1948:	W, 79-57	at Athens, Ohio
1964:	L, 85-69	at Minneapolis (NCAA)
1983:	W, 57-40	at Tampa, Fla. (NCAA)
1990:	W, 76-73	at Lexington
1992:	W, 73-63	at Cincinnati
1995:	W, 79-74	at Lexington
1998:	W, 95-58	at Athens, Ohio
2003:	W, 83-75	at Cincinnati
2006:	W, 71-63	at Cincinnati

at Lexington: UK leads, 6-0
at Athens, Ohio: UK leads, 4-0
at Neutral Sites: UK leads, 4-1
at Cincinnati: UK leads, 3-0
at Minneapolis: OU leads, 1-0
at Tampa, Fla: UK leads, 1-0

Ohio State (UK leads, 11-8)

Year	Score	Site
1933:	L, 46-30	at Lexington
1940:	W, 36-30	at New Orleans (Sugar)
1942:	L, 43-41	at Columbus, Ohio
1943:	L, 45-40	at Lexington
1944:	W, 40-28	at Columbus, Ohio
1945:	W, 53-48[OT]	at Lexington
	L, 45-37	at New York (NCAA)
1958:	W, 61-54	at Columbus, Ohio
1959:	W, 95-76	at Lexington (UKIT)
1960:	W, 96-93	at Lexington
1961:	L, 87-74	at Louisville (NCAA)
1962:	L, 74-64	at Iowa City, Iowa (NCAA)
1968:	L, 82-81	at Lexington (NCAA)
1981:	W, 70-64	at Lexington
1982:	W, 78-62	at Columbus, Ohio
1987:	L, 91-77	at Atlanta (NCAA)
1994:	W, 100-88	at Maui, Hawaii
1997:	W, 81-65	at Cleveland
2011:	W, 62-60	at Newark, N.J.

at Lexington: UK leads, 4-3
at Columbus, Ohio: UK leads, 3-1
at Neutral Sites: Tied, 4-4
at Atlanta: OSU leads, 1-0
at Cleveland: UK leads, 1-0
at Iowa City, Iowa: OSU leads, 1-0
at Louisville: OSU leads, 1-0
at Maui, Hawaii: UK leads, 1-0
at Newark, N.J.: UK leads, 1-0
at New Orleans: UK leads, 1-0
at New York: OSU leads, 1-0

Ohio Wesleyan (OW leads, 1-0)

Year	Score	Site
1911:	L, 37-19	at Delaware, Ohio

at Delaware, Ohio: OW leads, 1-0

Oklahoma (UK leads, 3-0)

Year	Score	Site
1947:	W, 43-33	at Lexington
1987:	W, 75-74	at Lexington
2011:	W, 76-64	at Maui, Hawaii

at Lexington: UK leads, 2-0
at Neutral Sites: UK leads, 1-0
at Maui, Hawaii: UK leads, 1-0

Okla. State (UK leads, 3-1)

Year	Score	Site
1944:	W, 45-29	at New York (NIT)
1947:	L, 37-31	at New Orleans (Sugar)
1949:	W, 46-36	at Seattle (NCAA)
1975:	W, 90-65	at Lexington (UKIT)

at Lexington: UK leads, 1-0
at Neutral Sites: UK leads, 2-1
at New Orleans: OSU leads, 1-0
at New York: UK leads, 1-0
at Seattle: UK leads, 1-0

Old Dominion (UK leads, 2-0)

Year	Score	Site
1992:	W, 88-69	at Worcester, Mass. (NCAA)
2012:	W, 62-52	at Uncasville, Conn.

at Neutral Sites: UK leads, 1-0
at Uncasville, Conn.: UK leads, 1-0
at Worcester, Mass.: UK leads, 1-0

Oregon (UK leads, 1-0)

Year	Score	Site
1973:	W, 95-68	at Lexington (UKIT)

at Lexington: UK leads, 1-0

Oregon State (UK leads, 3-0)

Year	Score	Site
1967:	W, 96-76	at Lexington (UKIT)
1971:	W, 84-78	at Lexington
1976:	W, 82-74	at Lexington (UKIT)

at Lexington: UK leads, 3-0

Otterbein (OC leads, 1-0)

Year	Score	Site
1911:	L, 41-27	at Westerville, Ohio

at Westerville, Ohio: OC leads, 1-0

Pennsylvania (UK leads, 5-0)

Year	Score	Site
1968:	W, 64-49	at Lexington
1969:	W, 102-78	at Philadelphia
1991:	W, 85-62	at Lexington
2000:	W, 67-50	at Lexington
2011:	W, 86-62	at Lexington

at Lexington: UK leads, 4-0
at Philadelphia: UK leads, 1-0

Penn State (UK leads, 3-1)

Year	Score	Site
1952:	W, 82-54	at Raleigh, N.C. (NCAA)
1955:	W, 84-59	at Evanston, Ill. (NCAA)
2001:	L, 73-68	at Lexington
2012:	W, 85-47	at Uncasville, Conn.

at Lexington: PSU leads, 1-0
at Neutral Sites: UK leads, 2-0
at Evanston, Ill.: UK leads, 1-0
at Raleigh, N.C.: UK leads, 1-0
at Uncasville, Conn.: UK leads, 1-0

Pepperdine (UK leads, 1-0)

Year	Score	Site
1986:	W, 88-56	at Lexington (UKIT)

at Lexington: UK leads, 1-0

Phillips Oilers (PO leads, 1-0)

Year	Score	Site
1948:	L, 53-49	at New York

at Neutral Sites: PO leads, 1-0
at New York: UK leads, 1-0

Pittsburgh (UK leads, 4-2)

Year	Score	Site
1936:	W, 35-17	at Lexington
1938:	W, 40-29	at New Orleans (Sugar)
1957:	W, 98-92	at Lexington (NCAA)
1960:	W, 73-66	at Lexington
1992:	L, 85-67	at Lexington
1999:	L, 68-56	at Bayamone, P.R.

at Lexington: UK leads, 3-1
at Neutral Sites: Tied, 1-1
at Bayamone, P.R.: Pitt leads, 1-0
at New Orleans: UK leads, 1-0

Portland (UK leads, 3-0)

Year	Score	Site
1990:	W, 88-71	at Lexington (UKIT)
2011:	W, 79-48	at Portland, Ore.
2012:	W, 87-63	at Lexington

at Lexington: UK leads, 2-0
at Portland, Ore.: UK leads, 1-0

Portland St. (UK leads, 1-0)

Year	Score	Site
1978:	W, 114-88	at Lexington (UKIT)

at Lexington: UK leads, 1-0

Princeton (UK leads, 3-1)

Year	Score	Site
1936:	L, 30-26	at Lexington
1972:	W, 96-82	at Lexington (UKIT)
1977:	W, 72-59	at Philadelphia (NCAA)
2011:	W, 59-57	at Tampa, Fla. (NCAA)

at Lexington: Tied, 1-1
at Neutral Sites: UK leads, 2-0
at Philadelphia: UK leads, 1-0
at Tampa, Fla.: UK leads, 1-0

Providence (UK leads, 1-0)

Year	Score	Site
1976:	W, 79-78	at New York (NIT)

at Neutral Sites: UK leads, 1-1
at New York: UK leads, 1-0

Purdue (UK leads, 6-2)

Year	Score	Site
1950:	W, 60-54	at West Lafayette, Ind.
1951:	W, 70-52	at Lexington
1971:	L, 89-83	at Lexington (UKIT)
1980:	W, 61-60	at Lexington (UKIT)
1984:	W, 86-67	at Louisville
1985:	L, 66-56	at West Lafayette, Ind.
1997:	W, 101-87	at Chicago
1998:	W, 89-75	at Chicago

at Lexington: UK leads, 2-1
at West Lafayette, Ind.: Tied, 1-1
at Neutral Sites: UK leads, 3-0
at Chicago: UK leads, 2-0
at Louisville: UK leads, 1-0

Radford (UK leads, 1-0)

Year	Score	Site
2012:	W, 88-40	at Lexington

at Lexington: UK leads, 1-0

Rhode Island (UK leads, 1-0)

Year	Score	Site
1946:	W, 46-45	at New York (NIT)

at Neutral Sites: UK leads, 1-0
at New York: UK leads, 1-0

Rider (UK leads, 3-0)

Year	Score	Site
1993:	W, 96-52	at Nashville, Tenn. (NCAA)
1996:	W, 90-65	at New York
2009:	W, 92-63	at Lexington

at Lexington: UK leads, 1-0
at Neutral Sites: UK leads, 3-0
at Nashville, Tenn.: UK leads, 2-0
at New York: UK leads, 1-0

Robert Morris (UK leads, 1-0)

Year	Score	Site
1994:	W, 92-67	at Lexington

at Lexington: UK leads, 1-0

Rose Polytechnic (Tied, 1-1)

Year	Score	Site
1910:	L, 52-11	at Terre Haute, Ind.
1917:	W, 33-12	at Lexington

at Lexington: UK leads, 1-0
at Terre Haute, Ind.: RP leads, 1-0

Rutgers (UK leads, 1-0)

Year	Score	Site
1993:	W, 60-54	at New York

at Neutral Sites: UK leads, 1-0
at New York: UK leads, 1-0

Saint Louis (SL leads, 9-8)

Year	Score	Site
1949:	L, 42-40	at New Orleans (Sugar)
1950:	L, 43-42[OT]	at New Orleans (Sugar)
1952:	L, 61-60	at New Orleans (Sugar)
1954:	W, 71-59	at St. Louis
1955:	W, 82-65	at Lexington
1956:	W, 101-80	at St. Louis
	L, 71-70	at Lexington
1958:	W, 73-60	at St. Louis
1959:	W, 76-57	at Lexington
1960:	L, 73-61	at St. Louis
1961:	L, 74-72[OT]	at Lexington (UKIT)
1962:	W, 86-77	at Lexington
1963:	L, 87-63	at St. Louis
1964:	L, 67-60	at Lexington
1965:	L, 80-75	at St. Louis
1966:	W, 80-70	at Lexington
1998:	W, 88-61	at Atlanta (NCAA)

at Lexington: UK leads, 4-3
at St. Louis: Tied, 3-3
at Neutral Sites: SL leads, 3-1
at Atlanta: UK leads, 1-0
at New Orleans: SJ leads, 3-0

Sam Houston St. (UK leads, 1-0)

Year	Score	Site
2009:	W, 102-92	at Lexington

at Lexington: UK leads, 1-0

Samford (UK leads, 1-0)

Year	Score	Site
2012:	W, 82-50	at Lexington

at Lexington: UK leads, 1-0

San Diego (SD leads, 1-0)

Year	Score	Site
2008:	L, 81-72	at Lexington

at Lexington: SD leads, 1-0

San Francisco (UK leads, 1-0)

Year	Score	Site
1994:	W, 110-83	at Lexington

at Lexington: UK leads, 1-0

San Jose St. (UK leads, 1-0)

Year	Score	Site
1996:	W, 110-72	at Dallas (NCAA)

at Neutral Sites: UK leads, 1-0
at Dallas: UK leads, 1-0

Santa Clara (UK leads, 1-0)

Year	Score	Site
2007:	W, 74-60	at Lexington

at Lexington: UK leads, 1-0

Seattle (UK leads, 1-0)

Year	Score	Site
1958:	W, 84-72	at Louisville (NCAA)

at Neutral Sites: UK leads, 1-0
at Louisville: UK leads, 1-0

Seton Hall (Tied, 1-1)

Year	Score	Site
1982:	W, 98-72	at Lexington (UKIT)
1989:	L, 63-60	at Anchorage, Alaska

at Lexington: UK leads, 1-0
at Neutral Sites: UK leads, 1-0
at Anchorage, Alaska: UK leads, 1-0

Sewanee (UK leads, 6-0)

Year	Score	Site
1923:	W, 30-14	at Lexington
1924:	W, 50-15	at Lexington
1930:	W, 44-22	at Atlanta (So.Con.)
1932:	W, 30-20	at Sewanee, Tenn.
1934:	W, 55-16	at Sewanee, Tenn.
	W, 60-15	at Lexington

at Lexington: UK leads, 3-0
at Sewanee, Tenn.: UK leads, 2-0
at Neutral Sites: UK leads, 1-0
at Atlanta: UK leads, 1-0

S. Carolina (UK leads, 46-10)

Year	Score	Site
1928:	W, 56-40	at Atlanta (So.Con.)
1933:	W, 44-36	at Lexington
	L, 44-38	at Columbia, S.C.
1942:	W, 64-25	at Lexington
1968:	W, 76-66	at Lexington (UKIT)
1977:	W, 98-67	at Columbia, S.C.
1978:	W, 84-65	at Lexington
1979:	W, 79-74	at Columbia, S.C.
1980:	W, 126-81	at Lexington
1992:	W, 80-63	at Columbia, S.C.
	W, 74-56	at Lexington
1993:	W, 108-82	at Columbia, S.C.
	W, 87-66	at Lexington
1994:	W, 79-67	at Lexington
	L, 75-74	at Columbia, S.C.
1995:	W, 80-55	at Columbia, S.C.
	W, 90-72	at Lexington
1996:	W, 89-60	at Columbia, S.C.
	W, 89-57	at Lexington
1997:	L, 84-79[OT]	at Columbia, S.C.

	L, 72-66	at Lexington
1998:	W, 91-70	at Lexington
	W, 69-57	at Columbia, S.C.
	W, 86-56	at Atlanta (SEC)
1999:	W, 68-61	at Columbia, S.C.
	W, 74-40	at Lexington
2000:	W, 64-48	at Columbia, S.C.
	W, 76-63	at Lexington
2001:	W, 69-63	at Lexington
	W, 94-61	at Columbia, S.C.
	W, 78-65	at Nashville, Tenn. (SEC)
2002:	W, 51-50	at Columbia, S.C.
	W, 91-74	at Lexington
	L, 70-57	at Atlanta (SEC)
2003:	W, 62-55	at Lexington
	W, 87-69	at Columbia, S.C.
2004:	W, 65-64	at Lexington
	W, 84-65	at Columbia, S.C.
	W, 78-63	at Atlanta (SEC)
2005:	W, 79-75	at Lexington
	L, 73-61	at Columbia, S.C.
2006:	W, 80-78	at Lexington
	W, 79-66	at Columbia, S.C.
	L, 65-61	at Nashville, Tenn. (SEC)
2007:	W, 87-49	at Columbia, S.C.
	W, 95-89	at Lexington
2008:	W, 78-70	at Lexington
	W, 71-63	at Columbia, S.C.
2009:	L, 78-77	at Lexington
	L, 77-59	at Columbia, S.C.
2010:	L, 62-68	at Columbia, S.C.
	W, 82-61	at Lexington
2011:	W, 67-58	at Columbia, S.C.
	W, 90-59	at Lexington
2012:	W, 79-64	at Lexington
	W, 86-52	at Columbia, S.C.

at Lexington: UK leads, 24-2
at Columbia, S.C.: UK leads, 18-6
at Neutral Sites: UK leads, 4-2
at Atlanta: UK leads, 3-1
at Nashville, Tenn.: Tied, 1-1

S.C. State (UK leads, 1-0)

Year	Score	Site
1998:	W, 82-67	at Atlanta (NCAA)

at Neutral Sites: UK leads, 1-0
at Atlanta: UK leads, 1-0

South Dakota State (UK leads, 1-0)

Year	Score	Site
2006:	W, 71-54	at Lexington (Guardians)

at Lexington: UK leads, 1-0

Southern Cal (USC leads, 3-0)

Year	Score	Site
1960:	L, 87-73	at Los Angeles
1962:	L, 79-77	at Lexington
2001:	L, 80-76	at Philadelphia (NCAA)

at Lexington: USC leads, 1-0
at Los Angeles: USC leads, 1-0
at Neutral Sites: USC leads, 1-0
at Philadelphia: USC leads, 1-0

SMU (UK leads, 3-2)

Year	Score	Site
1957:	W, 73-67	at Lexington (UKIT)
1958:	L, 65-64	at Dallas
1959:	W, 72-60	at Lexington
1977:	W, 110-86	at Lexington
1985:	L, 56-54	at Lexington

at Lexington: UK leads, 3-1
at Dallas: SMU leads, 1-0

Stony Brook (UK leads, 1-0)

Year	Score	Site
2008:	W, 62-52	at Lexington

at Lexington: UK leads, 1-0

St. Andrews (Tied, 1-1)

Year	Score	Site
1915:	W, 32-15	at Lexington
	L, 50-25	at Laurinburg, N.C.

at Lexington: UK leads, 1-0
at Laurinburg: SA leads, 1-0

St. Bonaventure (UK leads, 1-0)

Year	Score	Site
2000:	W, 85-80[2OT]	at Cleveland (NCAA)

at Neutral Sites: UK leads, 1-0
at Cleveland: UK leads, 1-0

St. John's (UK leads, 11-5)

Year	Score	Site
1944:	W, 44-38	at New York
	L, 48-45	at New York (NIT)
1946:	W, 73-59	at New York
1947:	W, 70-50	at New York
1948:	W, 52-40	at New York
1949:	W, 57-30	at New York
1950:	L, 69-58	at New York
1951:	W, 43-37	at New York
	W, 59-43	at New York (NCAA)
1952:	W, 81-40	at Lexington
	L, 64-57	at Raleigh, N.C. (NCAA)
1978:	W, 102-72	at Lexington (UKIT)
1985:	L, 86-70	at Denver (NCAA)
1993:	W, 86-77	at New York
2001:	L, 62-61	at New York
2012:	W, 81-59	at Lexington

at Lexington: UK leads, 3-0
at New York: UK leads, 8-3
at Neutral Sites: SJ leads, 2-0
at Denver: SJ leads, 1-0
at Raleigh, N.C.: SJ leads, 1-0

St. Joseph's (UK leads, 2-0)

Year	Score	Site
1939:	W, 41-30	at Philadelphia
1997:	W, 102-72	at San Jose, Calif. (NCAA)

at Philadelphia: UK leads, 1-0
at Neutral Sites: UK leads, 1-0
at San Jose, Calif.: UK leads, 1-0

Stanford (UK leads, 3-0)

Year	Score	Site
1974:	W, 78-77	at Lexington (UKIT)
1998:	W, 86-85[OT]	at San Antonio (NCAA)
2009:	W, 73-65[OT]	at Cancun, Mexico

at Lexington: UK leads, 1-0
at Neutral Sites: UK leads, 2-0
at San Antonio: UK leads, 1-0
at Cancun, Mexico: UK leads, 1-0

Syracuse (UK leads, 8-3)

Year	Score	Site
1951:	W, 69-59	at New Orleans (Sugar)
1965:	W, 110-77	at Lexington
1975:	W, 95-79	at San Diego (NCAA)
1979:	W, 94-87	at Lexington (UKIT)
1988:	W, 62-58	at Lexington
1989:	L, 89-73	at Syracuse, N.Y.
1994:	L, 93-85	at Syracuse, N.Y.
1995:	W, 77-71	at Lexington
1996:	W, 76-67	at E. Rutherford, N.J. (NCAA)
1997:	W, 87-53	at Anchorage, Alaska
2000:	L, 52-50	at Cleveland (NCAA)

at Lexington: UK leads, 4-0
at Syracuse, N.Y.: SU leads, 2-0
at Neutral Sites: UK leads, 4-1
at Anchorage, Alaska: UK leads, 1-0
at Cleveland: SU leads, 1-0
at East Rutherford, N.J.: UK leads, 1-0
at New Orleans: UK leads, 1-0
at San Diego: UK leads, 1-0

Temple (UK leads, 14-4)

Year	Score	Site
1945:	W, 45-44	at Philadelphia
1946:	L, 53-45	at Philadelphia
	W, 54-43	at Louisville
1947:	W, 68-29	at Louisville
1948:	L, 60-59	at Philadelphia
1949:	W, 58-38	at Louisville
1954:	W, 86-59	at Lexington
1955:	W, 79-61	at Lexington
	W, 101-69	at Philadelphia
1956:	L, 73-61	at Lexington
1957:	W, 73-58	at Philadelphia
1958:	W, 85-83[3OT]	at Lexington
	W, 61-60	at Louisville (NCAA)
1959:	W, 76-71	at Philadelphia
1960:	W, 97-92	at Louisville
1961:	L, 66-58	at Philadelphia
1962:	W, 78-55	at Lexington
1963:	W, 56-52	at Philadelphia

at Lexington: UK leads, 4-1
at Philadelphia: UK leads, 5-3
at Neutral Sites: UK leads, 5-0
at Louisville: UK leads, 5-0

Tennessee (UK leads, 148-66)

Year	Score	Site
1910:	W, 26-5	at Lexington
1912:	W, 27-15	at Lexington
1914:	W, 20-14	at Lexington
	W, 20-18	at Lexington
1915:	L, 36-21	at Knoxville, Tenn.
	L, 27-22	at Knoxville, Tenn.
	W, 22-13	at Lexington
	W, 20-18	at Lexington
1916:	L, 28-17	at Lexington
1917:	L, 23-20	at Lexington
	L, 22-19	at Lexington
	L, 27-26	at Knoxville, Tenn.
	L, 30-10	at Knoxville, Tenn.
1918:	W, 33-26	at Lexington
	W, 40-12	at Lexington
	W, 29-18	at Knoxville, Tenn.
	W, 32-20	at Knoxville, Tenn.
1919:	L, 40-22	at Knoxville, Tenn.
	W, 30-14	at Lexington
1920:	L, 29-24	at Lexington
	L, 27-26	at Lexington
	L, 28-25	at Knoxville, Tenn.
	W, 34-26	at Knoxville, Tenn.
1923:	L, 30-26	at Knoxville, Tenn.
	L, 28-23	at Lexington
1924:	L, 20-13	at Knoxville, Tenn.
1925:	W, 35-22	at Knoxville, Tenn.
	W, 26-21	at Lexington
1926:	W, 51-17	at Knoxville, Tenn.
	W, 27-21	at Lexington
1927:	L, 19-14	at Knoxville, Tenn.
	L, 30-21	at Lexington
1928:	W, 48-18	at Lexington
	W, 43-16	at Knoxville, Tenn.
1929:	W, 35-29	at Knoxville, Tenn.
	W, 27-22	at Lexington
1930:	W, 23-20	at Lexington
	L, 29-24[OT]	at Knoxville, Tenn.
1931:	W, 31-23	at Lexington
	W, 36-32[OT]	at Knoxville, Tenn.
1932:	W, 29-28	at Knoxville, Tenn.
	W, 41-27	at Lexington
1933:	W, 42-21	at Knoxville, Tenn.
	W, 44-23	at Lexington
1934:	W, 44-23	at Knoxville, Tenn.
	W, 53-26	at Lexington
1935:	W, 48-21	at Lexington
	W, 38-36	at Knoxville, Tenn.
1936:	W, 40-31	at Lexington
	L, 39-28	at Knoxville, Tenn.
	L, 39-28	at Knoxville, Tenn. (SEC)
1937:	W, 43-26	at Lexington
	L, 26-24	at Knoxville, Tenn.
	W, 39-25	at Knoxville, Tenn. (SEC)
1938:	W, 52-27	at Lexington
	W, 29-26	at Knoxville, Tenn.
1939:	L, 30-29	at Lexington
	W, 36-34[2OT]	at Knoxville, Tenn.
	W, 46-38	at Knoxville, Tenn. (SEC)
1940:	W, 35-26	at Lexington
	L, 27-23	at Knoxville, Tenn.
	W, 30-29[OT]	at Knoxville, Tenn. (SEC)
1941:	L 32-22	at Knoxville, Tenn.
	W, 37-28	at Lexington
	L, 36-33	at Louisville (SEC)
1942:	L, 46-40	at Knoxville, Tenn.
	W, 36-33	at Lexington
1943:	W, 30-28	at Knoxville, Tenn.
	W, 53-29	at Lexington
	L, 33-30	at Louisville (SEC)
1945:	L, 35-34	at Knoxville, Tenn.
	W, 40-34	at Lexington
	W, 39-35	at Louisville (SEC)
1946:	W, 50-32	at Knoxville, Tenn.
	W, 54-34	at Lexington
1947:	W, 54-39	at Knoxville, Tenn.
	W, 61-46	at Lexington
1948:	W, 65-54	at Knoxville, Tenn.
	W, 69-42	at Lexington
	W, 70-47	at Louisville (SEC)
1949:	W, 66-51	at Knoxville, Tenn.
	W, 71-56	at Lexington
	W, 83-44	at Louisville (SEC)
1950:	L, 66-53	at Knoxville, Tenn.
	W, 79-52	at Lexington
	W, 95-58	at Louisville (SEC)
1951:	W, 70-45	at Knoxville, Tenn.
	W, 86-61	at Lexington
1952:	W, 85-56	at Knoxville, Tenn.
	W, 95-40	at Lexington
	W, 81-66	at Louisville (SEC)
1954:	W, 97-71	at Knoxville, Tenn.
	W, 90-63	at Lexington
1955:	W, 84-66	at Knoxville, Tenn.
	W, 104-61	at Lexington
1956:	W, 95-68	at Knoxville, Tenn.
	W, 101-77	at Lexington
1957:	W, 97-72	at Knoxville, Tenn.
	W, 93-75	at Lexington
1958:	W, 77-68	at Lexington
	W, 77-66	at Knoxville, Tenn.
1959:	W, 79-58	at Lexington
	W, 69-56	at Knoxville, Tenn.
1960:	W, 78-68	at Knoxville, Tenn.
	L, 65-63	at Lexington
1961:	W, 83-54	at Lexington
	W, 68-61	at Knoxville, Tenn.
1962:	W, 96-69	at Lexington (UKIT)
	W, 95-82	at Knoxville, Tenn.
	W, 90-59	at Lexington
1963:	L, 78-69[OT]	at Lexington
	L, 63-55	at Knoxville, Tenn.
1964:	W, 66-57	at Lexington
	W, 42-38	at Knoxville, Tenn.
1965:	L, 77-58	at Knoxville, Tenn.
	W, 61-60	at Lexington
1966:	W, 78-64	at Lexington
	L, 69-62	at Knoxville, Tenn.
1967:	L, 52-50[2OT]	at Lexington
	L, 76-57	at Knoxville, Tenn.
1968:	L, 87-59	at Knoxville, Tenn.
	W, 60-59	at Lexington
1969:	W, 69-66	at Knoxville, Tenn.
	W, 84-69	at Lexington
1970:	W, 68-52	at Lexington
	W, 86-69	at Knoxville, Tenn.
1971:	L, 75-71	at Knoxville, Tenn.
	W, 84-78	at Lexington
1972:	W, 72-70	at Lexington
	W, 67-66	at Knoxville, Tenn.
1973:	L, 65-64	at Knoxville, Tenn.
	W, 86-81	at Lexington
1974:	L, 67-54	at Knoxville, Tenn.
	W, 61-58	at Lexington
1975:	W, 88-82	at Lexington
	L, 103-98	at Knoxville, Tenn.
1976:	L, 90-88[OT]	at Lexington
	L, 92-85	at Knoxville, Tenn.
1977:	L, 71-67[OT]	at Lexington
	L, 81-79	at Knoxville, Tenn.
1978:	W, 90-77	at Lexington
	W, 68-57	at Knoxville, Tenn.
1979:	L, 66-55	at Lexington
	L, 101-84	at Knoxville, Tenn.
	L, 75-69[OT]	at Birmingham, Ala. (SEC)
1980:	L, 49-47	at Knoxville, Tenn.
	W, 83-75	at Lexington
1981:	W, 48-47	at Lexington
	L, 87-71	at Knoxville, Tenn.
1982:	L, 70-66	at Knoxville, Tenn.
	W, 77-67	at Lexington
1983:	L, 65-63	at Knoxville, Tenn.
	W, 69-61	at Lexington
1984:	W, 93-74	at Lexington
	L, 63-58	at Knoxville, Tenn.
1985:	L, 81-65	at Knoxville, Tenn.
	W, 92-67	at Lexington
1986:	W, 74-57	at Lexington
	W, 62-60	at Knoxville, Tenn.
1987:	L, 75-68	at Knoxville, Tenn.
	W, 91-84[OT]	at Lexington
1988:	W, 83-65	at Lexington
	L, 72-70	at Knoxville, Tenn.
1989:	W, 66-65	at Knoxville, Tenn.
	W, 76-71	at Lexington
1990:	W, 95-83	at Lexington
	L, 102-100	at Knoxville, Tenn.
1991:	W, 78-74	at Knoxville, Tenn.
	W, 85-74	at Lexington
1992:	L, 107-85	at Knoxville, Tenn.
	W, 99-88	at Lexington
1993:	W, 84-70	at Lexington
	L, 78-77	at Knoxville, Tenn.
	W, 101-40	at Lexington (SEC)
1994:	W, 93-74	at Lexington
	W, 77-73	at Knoxville, Tenn.
1995:	W, 69-50	at Lexington
	W, 68-48	at Knoxville, Tenn.
1996:	W, 61-44	at Lexington
	W, 90-50	at Knoxville, Tenn.
1997:	W, 74-40	at Lexington
	W, 74-64	at Knoxville, Tenn.
1998:	W, 85-67	at Knoxville, Tenn.
	W, 80-74	at Lexington
1999:	L, 47-46	at Lexington
	L, 68-61	at Knoxville, Tenn.
2000:	W, 81-68	at Lexington
	L, 74-67	at Knoxville, Tenn.
2001:	W, 84-74	at Lexington
	W, 103-95	at Knoxville, Tenn.
2002:	L, 76-74[OT]	at Knoxville, Tenn.
	W, 64-61	at Lexington
2003:	W, 74-71	at Knoxville, Tenn.
	W, 80-68	at Lexington
2004:	W, 69-68[OT]	at Knoxville, Tenn.
	W, 92-60	at Lexington
2005:	W, 84-62	at Knoxville, Tenn.
	W, 73-61	at Lexington
	W, 76-62	at Atlanta (SEC)
2006:	L, 75-67	at Lexington
	W, 80-78	at Knoxville, Tenn.
2007:	W, 76-57	at Lexington
	L, 89-85	at Knoxville, Tenn.
2008:	W, 72-66	at Lexington
	L, 63-60	at Knoxville, Tenn.
2009:	W, 90-72	at Knoxville, Tenn.
	W, 77-58	at Lexington
2010:	W, 73-62	at Lexington
	L, 74-65	at Knoxville, Tenn.
	W, 74-45	at Nashville, Tenn. (SEC)
2011:	W, 73-61	at Lexington
	W, 64-58	at Knoxville, Tenn.
2012:	W, 65-62	at Knoxville, Tenn.
	W, 69-44	at Lexington

at Lexington: UK leads, 88-16
at Knoxville, Tenn.: UK leads, 53-47
at Neutral Sites: UK leads, 7-3
at Atlanta: UK leads, 1-0
at Birmingham, Ala.: UT leads, 1-0
at Louisville: UK leads, 5-2
at Nashville, Tenn.: UK leads, 1-0

UT-Martin (UK leads, 1-0)

Year	Score	Site
1995:	W, 124-50	at Lexington

at Lexington: UK leads, 1-0

Tenn. State (UK leads, 4-0)

Year	Score	Site
1994:	W, 83-70	at St. Petersburg, Fla. (NCAA)
1999:	W, 97-47	at Lexington
2003:	W, 115-87	at Lexington
2008:	W, 102-58	at Lexington

at Lexington: UK leads, 3-0
at Neutral Sites: UK leads, 1-0
at St. Petersburg, Fla.: UK leads, 1-0

Tenn. Tech (UK leads, 5-0)

Year	Score	Site
1990:	W, 111-75	at Lexington
1994:	W, 115-77	at Lexington
2004:	W, 108-81	at Lexington
2005:	W, 92-63	at Lexington
2008:	W, 69-47	at Lexington

at Lexington: UK leads, 5-0

Texas (UK leads, 1-0)

Year	Score	Site
1994:	W, 86-61	at Maui, Hawaii

at Neutral Sites: UK leads, 1-0
at Maui, Hawaii: UK leads, 1-0

Texas A&M (UK leads, 2-1)

Year	Score	Site
1942:	W, 49-29	at Lexington
1947:	W, 83-18	at Lexington
1979:	L, 73-69	at Lexington (UKIT)

at Lexington: UK leads, 2-1

TCU (UK leads, 2-0)

Year	Score	Site
1977:	W, 103-53	at Lexington
1996:	W, 124-80	at Lexington

at Lexington: UK leads, 2-0

Texas State (UK leads, 1-0)

Year	Score	Site
1992:	W, 82-36	at Lexington

at Lexington: UK leads, 1-0

Texas Tech (UK leads, 4-0)

Year	Score	Site
1964:	W, 107-91	at Lexington
1966:	W, 89-73	at Lubbock, Texas
1987:	W, 66-60	at Lexington
1995:	W, 83-68	at Cincinnati

at Lexington: UK leads, 2-0
at Lubbock, Texas: UK leads, 1-0
at Neutral Sites: UK leads, 1-0
at Cincinnati: UK leads, 1-0

Texas Southern (UK leads, 1-0)

Year	Score	Site
2008:	W, 83-35	at Lexington

at Lexington: UK leads, 1-0

Toledo (UK leads, 1-0)

Year	Score	Site
1985:	W, 63-54	at Lexington

at Lexington: UK leads, 1-0

Transylvania (Tied, 7-7)

Year	Score	Site
1903:	L, 42-22	at UK
1904:	L, 12-55	at Transylvania
1905:	L, 14-12	at Transylvania
	W, 30-29	at UK
	L, 22-1	at Transylvania
	L, 33-23	at UK
1906:	UK*	at Lexington YMCA
1907:	W, 16-14	at UK
	L, 19-5	at Transylvania
1908:	W, 20-15	at UK
	W, 20-15	at Transylvania
1911:	L, 23-18	at UK
	W, 22-19	at Transylvania
	W, 30-24	at UK

at UK: UK leads, 4-3
at Transylvania: TU leads, 4-2
at Neutral Sites: UK leads, 1-0
***at Lexington YMCA:** UK leads, 1-0

Tufts (UK leads, 1-0)

Year	Score	Site
1945:	W, 66-56	at New York (NCAA)

at Neutral Sites: UK leads, 1-0
at New York: UK leads, 1-0

Tulane (UK leads, 41-5)

Year	Score	Site
1921:	W, 50-28	at Atlanta (SIAA)
1925:	W, 29-22	at Lexington
1929:	L, 34-22	at New Orleans
	W, 29-15	at Atlanta (So.Con.)
1932:	W, 50-30	at Atlanta (So.Con.)
1933:	W, 53-17	at Lexington
	W, 42-11	at Lexington
1934:	W, 32-22	at New Orleans
	W, 42-29	at New Orleans
1935:	W, 38-9	at New Orleans
	W, 52-12	at New Orleans
	W, 63-26	at Lexington
	W, 55-12	at New Orleans
1936:	W, 49-24	at Lexington
	W, 39-21	at Lexington
1937:	L, 35-28	at New Orleans
	W, 28-25	at New Orleans
1938:	L, 38-36	at Baton Rouge, La. (SEC)
1941:	W, 59-30	at Louisville (SEC)
1943:	W, 48-31	at Louisville (SEC)
1944:	W, 62-46	at Louisville (SEC)
1947:	W, 64-35	at New Orleans
	W, 55-38	at Louisville (SEC)
1949:	W, 51-47	at Louisville
	W, 78-47	at New Orleans (Sugar)
	W, 68-52	at Louisville (SEC)
1951:	W, 104-68	at New Orleans
1952:	W, 103-54	at Lexington
	W, 85-61	at Louisville (SEC)
1954:	W, 94-43	at Lexington
1955:	W, 58-44	at New Orleans
1956:	W, 85-63	at Lexington
1957:	L, 66-60	at New Orleans
1958:	W, 86-50	at Lexington
1959:	W, 85-68	at New Orleans
1960:	W, 68-42	at Lexington
1961:	L, 72-70	at New Orleans
1962:	W, 97-72	at Lexington
1963:	W, 81-72	at New Orleans
1964:	W, 105-63	at Lexington
1965:	W, 102-72	at New Orleans
1966:	W, 103-74	at Lexington
1983:	W, 80-61	at Lexington (UKIT)
1995:	W, 82-60	at Memphis, Tenn. (NCAA)
2002:	W, 101-67	at Louisville
2003:	W, 76-60	at New Orleans

at Lexington: UK leads, 15-0
at New Orleans: UK leads, 14-4
at Neutral Sites: UK leads, 12-1
at Atlanta: UK leads, 3-0
at Baton Rouge, La.: TU leads, 1-0
at Louisville: UK leads, 8-0
at Memphis, Tenn.: UK leads, 1-0

Tulsa (UK leads, 5-0)

Year	Score	Site
1948:	W, 72-18	at Lexington
	W, 71-22	at Lexington
1949:	W, 81-27	at Lexington
1998:	W, 74-53	at Lexington
2002:	W, 87-82	at St. Louis (NCAA)

at Lexington: UK leads, 4-0
at Neutral Sites: UK leads, 1-0
at St. Louis: UK leads, 1-0

UAB (UAB leads, 3-2)

Year	Score	Site
1981:	W, 61-53	at Lexington (UKIT)
	L, 69-62	at Tuscaloosa, Ala. (NCAA)
2004:	L, 76-75	at Columbus, Ohio (NCAA)
2006:	W, 69-64	at Philadelphia (NCAA)
2008:	L, 79-76	at Louisville

at Lexington: UK leads, 1-0
at Neutral Sites: UAB leads, 3-1
at Birmingham, Ala.: UAB leads, 1-0
at Columbus, Ohio: UAB leads, 1-0
at Louisville: UAB leads 1-0
at Philadelphia: UK leads, 1-0

UCLA (UK leads, 6-4)

Year	Score	Site
1952:	W, 84-53	at Lexington
1960:	W, 68-66	at Los Angeles
1961:	W, 77-76	at Lexington
1975:	L, 92-85	at San Diego (NCAA)
1995:	L, 82-81	at Anaheim, Calif.
1998:	W, 94-68	at St. Petersburg, Fla. (NCAA)
1999:	W, 66-62	at Bayamone, P.R.
2001:	L, 97-92^{OT}	at New York
2004:	W, 52-50	at Anaheim, Calif.
2007:	L, 73-68	at Honolulu

at Lexington: UK leads, 2-0
at Los Angeles: UK leads, 1-0
at Neutral Sites: UCLA leads, 4-3
at Anaheim, Calif.: Tied, 1-1
at Bayamone, P.R.: UK leads, 1-0
at Honolulu: UCLA leads, 1-0
at New York: UCLA leads, 1-0
at San Diego: UCLA leads, 1-0
at St. Petersburg, Fla.: UK leads, 1-0

UNLV (UK leads, 4-0)

Year	Score	Site
1978:	W, 92-70	at Lexington
1980:	W, 74-69	at Las Vegas
1985:	W, 64-61	at Salt Lake City (NCAA)
2009:	W, 70-60	at Lexington (NIT)

at Lexington: UK leads, 2-0
at Las Vegas: UK leads, 1-0
at Neutral Sites: UK leads, 1-0
at Salt Lake City: UK leads, 1-0

Utah (UK leads, 9-2)

Year	Score	Site
1944:	W, 46-38	at New York (NIT)
1947:	L, 49-45	at New York (NIT)
1955:	W, 70-65	at Lexington (UKIT)
1977:	L, 70-68	at Lexington (UKIT)
1993:	W, 83-62	at Nashville, Tenn. (NCAA)
1996:	W, 101-70	at Minneapolis (NCAA)
1997:	W, 72-59	at San Jose, Calif. (NCAA)
1998:	W, 78-69	at San Antonio (NCAA)
2001:	W, 56-48	at Lexington (Pre-NIT)
2003:	W, 74-54	at Nashville, Tenn. (NCAA)
2005:	W, 62-52	at Austin, Texas (NCAA)

at Lexington: UK leads, 2-1
at Neutral Sites: UK leads, 7-1
at Austin, Texas: UK leads, 1-0
at Minneapolis: UK leads, 1-0
at Nashville, Tenn.: UK leads, 2-0
at New York: Tied, 1-1
at San Antonio: UK leads, 1-0
at San Jose, Calif.: UK leads, 1-0

Utah State (UK leads, 1-0)

Year	Score	Site
1958:	W, 92-64	at Lexington

at Lexington: UK leads, 1-0

UTEP (UTEP leads, 1-0)

Year	Score	Site
1966:	L, 72-65	at College Park, Md. (NCAA)

at Neutral Sites: UTEP leads, 1-0
at College Park, Md.: UTEP leads, 1-0
* Formerly Texas Western

Valparaiso (UK leads, 1-0)

Year	Score	Site
2002:	W, 83-68	at St. Louis (NCAA)

at Neutral Sites: UK leads, 1-0
at St. Louis: UK leads, 1-0

Vanderbilt (UK leads, 136-45)

Year	Score	Site
1912:	W, 28-17	at Lexington
	W, 22-18	at Lexington
1913:	L, 24-17	at Lexington
	W, 42-29	at Lexington
1915:	L, 39-34	at Lexington
	W, 36-24	at Lexington
1916:	L, 39-25	at Lexington
	L, 23-20	at Lexington
1919:	L, 36-26	at Lexington
1921:	W, 39-18	at Lexington
1922:	L, 22-12	at Nashville, Tenn.
1924:	W, 33-13	at Lexington
1926:	W, 30-20	at Lexington
1927:	L, 48-32	at Lexington
1928:	W, 43-23	at Lexington
	W, 54-29	at Nashville, Tenn.
1931:	W, 42-37	at Nashville, Tenn.
	W, 43-23	at Lexington
1932:	W, 61-37	at Nashville, Tenn.
	L, 32-31	at Lexington
1933:	W, 40-29	at Nashville, Tenn.
	W, 45-28	at Lexington
1934:	W, 48-26	at Nashville, Tenn.
	W, 47-27	at Lexington
1935:	W, 58-22	at Nashville, Tenn.
	W, 53-19	at Lexington
1936:	L, 33-24	at Nashville, Tenn.
	W, 61-41	at Lexington
1937:	W, 41-26	at Nashville, Tenn.
	W, 51-19	at Lexington
1938:	W, 42-19	at Nashville, Tenn.
	W, 48-24	at Lexington
1939:	W, 51-37	at Nashville, Tenn.
	W, 52-27	at Lexington
1940:	L, 40-32	at Nashville, Tenn.
	W, 43-38	at Lexington
	W, 44-34	at Knoxville, Tenn. (SEC)
1941:	W, 51-50	at Nashville, Tenn.
	W, 58-31	at Lexington
1943:	W, 39-38	at Lexington
	W, 54-43	at Nashville, Tenn.
1946:	W, 59-37	at Nashville, Tenn.
	W, 64-31	at Paducah, Ky.
1947:	W, 82-30	at Nashville, Tenn.
	W, 84-41	at Lexington
	W, 98-29	at Louisville (SEC)
1948:	W, 82-51	at Nashville, Tenn.
	W, 79-43	at Lexington
1949:	W, 72-50	at Nashville, Tenn.
	W, 70-37	at Lexington
1950:	W, 58-54	at Nashville, Tenn.
	W, 70-66	at Lexington
1951:	W, 74-49	at Nashville, Tenn.
	W, 89-57	at Lexington
	L, 61-57	at Louisville (SEC)
1952:	W, 88-51	at Nashville, Tenn.
	W, 75-45	at Lexington
1954:	W, 85-63	at Nashville, Tenn.
	W, 100-64	at Lexington
1955:	W, 75-71	at Nashville, Tenn.
	W, 77-59	at Lexington
1956:	L, 81-73	at Nashville, Tenn.
	W, 76-55	at Lexington
1957:	W, 91-83	at Nashville, Tenn.
	W, 80-65	at Lexington
1958:	W, 86-81	at Nashville, Tenn.
	W, 65-61	at Lexington
1959:	L, 75-66	at Nashville, Tenn.
	W, 83-71	at Lexington
1960:	W, 76-59	at Nashville, Tenn.
	W, 68-60	at Lexington
1961:	L, 64-62	at Nashville, Tenn.
	W, 60-59	at Lexington
	W, 88-67	at Knoxville,, Tenn. (SEC)
1962:	W, 77-68	at Nashville, Tenn.
	W, 87-80	at Lexington
1963:	W, 106-82	at Nashville, Tenn.
	L, 69-67	at Lexington
1964:	L, 85-83	at Nashville, Tenn.
	W, 104-73	at Lexington
1965:	L, 97-79	at Lexington
	L, 91-90	at Nashville, Tenn.
1966:	W, 96-83	at Lexington
	W, 105-90	at Nashville, Tenn.
1967:	L, 91-89^{OT}	at Lexington
	L, 110-94	at Nashville, Tenn.
1968:	W, 94-78	at Nashville, Tenn.
	W, 85-80	at Lexington
1969:	W, 103-89	at Lexington
	L, 101-99	at Nashville, Tenn.
1970:	L, 89-81	at Nashville, Tenn.
	W, 90-86	at Lexington
1971:	W, 102-92	at Lexington
	W, 119-90	at Nashville, Tenn.
1972:	W, 106-80	at Lexington
	W, 85-80^{OT}	at Nashville, Tenn.
1973:	L, 76-75	at Nashville, Tenn.
	L, 83-76	at Lexington
1974:	L, 82-65	at Lexington
	L, 71-69	at Nashville, Tenn.
1975:	W, 91-90	at Nashville, Tenn.
	W, 109-84	at Lexington
1976:	W, 77-76	at Lexington
	L, 69-65	at Nashville, Tenn.
1977:	W, 64-62	at Nashville, Tenn.
	W, 113-73	at Lexington
1978:	W, 72-59	at Lexington
	W, 78-68	at Nashville, Tenn.
1979:	L, 66-58	at Nashville, Tenn.
	W, 96-70	at Lexington
1980:	W, 106-90	at Lexington
	W, 91-73	at Nashville, Tenn.
1981:	W, 78-64	at Nashville, Tenn.
	W, 80-48	at Lexington
	L, 60-55	at Birmingham, Ala. (SEC)
1982:	W, 67-58	at Lexington
	W, 73-69	at Nashville, Tenn.
1983:	W, 82-77	at Nashville, Tenn.
	W, 82-63	at Lexington
1984:	W, 67-46	at Lexington
	W, 58-54	at Nashville, Tenn.
1985:	W, 75-58	at Lexington
	W, 68-62	at Nashville, Tenn.
1986:	W, 80-71	at Nashville, Tenn.
	W, 73-65	at Lexington
1987:	W, 71-65	at Nashville, Tenn.
	W, 65-54	at Lexington
1988:	W, 81-74	at Lexington
	L, 83-66	at Nashville, Tenn.
1989:	W, 70-61	at Lexington
	L, 81-51	at Nashville, Tenn.
	L, 77-63	at Knoxville, Tenn. (SEC)
1990:	L, 92-85	at Nashville, Tenn.
	W, 100-73	at Lexington
1991:	W, 58-50	at Lexington
	L, 98-87	at Nashville, Tenn.
1992:	W, 84-71	at Nashville, Tenn.
	W, 80-56	at Lexington
	W, 76-57	at Birmingham, Ala. (SEC)
1993:	L, 101-86	at Nashville, Tenn.
	W, 82-67	at Lexington
1994:	W, 107-82	at Lexington
	W, 77-69	at Nashville, Tenn.
1995:	W, 81-68	at Lexington
	W, 71-60	at Nashville, Tenn.
1996:	W, 120-81	at Nashville, Tenn.
	W, 101-63	at Lexington
1997:	W, 58-46	at Cincinnati
	W, 82-79	at Nashville, Tenn.
1998:	W, 71-62	at Lexington
	W, 63-61	at Nashville, Tenn.
1999:	W, 73-57	at Nashville, Tenn.
	W, 88-63	at Lexington
2000:	W, 72-52	at Lexington
	W, 81-73^{OT}	at Nashville, Tenn.
2001:	W, 86-75	at Lexington
	W, 79-74	at Nashville, Tenn.
2002:	W, 67-59	at Lexington
	L, 86-73	at Nashville, Tenn.
2003:	W, 74-52	at Nashville, Tenn.
	W, 106-44	at Lexington
	W, 81-63	at New Orleans
2004:	W, 75-63	at Lexington
	L, 66-60	at Nashville, Tenn.
2005:	W, 69-54	at Lexington
	W, 84-70	at Nashville, Tenn.
2006:	L, 57-52	at Lexington
	L, 84-81	at Nashville, Tenn.
2007:	L, 72-67	at Lexington
	L, 67-65	at Nashville, Tenn.
2008:	W, 79-73^{OT}	at Lexington
	L, 93-52	at Nashville, Tenn.
2009:	W, 70-60	at Lexington
	L, 77-64	at Nashville, Tenn.
2010:	W, 85-72	at Lexington
	W, 58-56	at Nashville, Tenn.
2011:	L, 77-81	at Nashville, Tenn.
	W, 68-66	at Lexington
2012:	W, 69-63	at Nashville, Tenn.
	W, 83-74	at Lexington
	L, 71-64	at New Orleans

at Lexington: UK leads, 76-14
at Nashville, Tenn.: UK leads, 53-27
at Neutral Sites: UK leads, 7-4
at Birmingham, Ala.: Tied, 1-1
at Cincinnati: UK leads, 1-0
at Knoxville, Tenn.: UK leads, 2-1
at Louisville: Tied, 1-1
at New Orleans: Tied, 1-1
at Paducah, Ky.: UK leads, 1-0

Vernon, Ind. (UK leads, 1-0)

Year	Score	Site
1906:	W, 34-14	at Vernon, Ind.

at Vernon, Ind.: UK leads, 1-0

Villanova (UK leads, 6-0)

Year	Score	Site
1949:	W, 85-72	at New York (NCAA)
1950:	W, 57-56^{OT}	at New Orleans (Sugar)
1983:	W, 93-79	at Lexington
1997:	W, 93-56	at Lexington
1998:	W, 79-63	at Philadelphia
2007:	W, 67-58	at Chicago (NCAA)

at Lexington: UK leads, 2-0
at Philadelphia: UK leads, 1-0
at Neutral Sites: UK leads, 4-0
at Chicago: UK leads, 1-0
at New Orleans: UK leads, 1-0
at New York: UK leads, 1-0

Virginia (UK leads, 6-3)

Year	Score	Site
1914:	L, 39-23	at Charlottesville, Va.
1922:	L, 32-30^{OT}	at Charlottesville, Va.
1924:	W, 29-16	at Lexington
1928:	W, 31-28	at Charlottesville, Va.
1962:	W, 93-73	at Lexington
1964:	W, 75-64	at Lexington
1966:	W, 99-73	at Charlottesville, Va.
1967:	W, 104-84	at Lexington
2003:	L, 75-61	at Maui, Hawaii

at Lexington: UK leads, 4-0
at Charlottesville, Va.: Tied, 2-2
at Neutral Sites: UVa leads, 1-0
at Maui, Hawaii: UVa leads, 1-0

Virginia Tech (UK leads, 3-1)

Year	Score	Site
1924:	W, 36-14	at Lexington
1956:	W, 56-55	at New Orleans (Sugar)
1963:	L, 80-77	at Lexington
1996:	W, 84-60	at Dallas (NCAA)

at Lexington: Tied, 1-1
at Neutral Sites: UK leads, 2-0
at Dallas: UK leads, 1-0
at New Orleans: UK leads, 1-0

VMI (UK leads, 5-3)

Year	Score	Site
1915:	L, 32-18	at Lexington, Va.
1922:	L, 37-32	at Lexington, Va.
1926:	W, 32-25	at Atlanta (So.Con.)
1961:	W, 72-56	at Lexington, Ky.
1977:	W, 93-78	at College Park, Md. (NCAA)
1986:	W, 95-55	at Louisville
2002:	W, 99-57	at Lexington, Ky.
2008:	L, 111-103	at Lexington, Ky.

at Lexington, Ky.: UK leads, 2-1
at Lexington, Va.: VMI leads, 2-0



at Neutral Sites: UK leads, 3-0
at Atlanta: UK leads, 1-0
at College Park, Md.: UK leads, 1-0
at Louisville: UK leads, 1-0

Wabash (Tied, 1-1)

Year	Score	Site
1925:	L, 57-10	at Crawfordsville, Ind.
1947:	W, 96-24	at Lexington

at Lexington: UK leads, 1-0
at Crawfordsville, Ind.: WC leads, 1-0

Wake Forest (UK leads, 5-0)

Year	Score	Site
1953:	W, 101-69	at Lexington
1964:	W, 98-75	at Lexington (UKIT)
1993:	W, 103-69	at Charlotte, N.C. (NCAA)
1996:	W, 83-63	at Minneapolis (NCAA)
2010:	W, 90-60	at New Orleans (NCAA)

at Lexington: UK leads, 2-0
at Neutral Sites: UK leads, 3-0
at Charlotte, N.C.: UK leads, 1-0
at Minneapolis: UK leads, 1-0
at New Orleans: UK leads, 1-0

Washington Univ. (UK leads, 2-0)

Year	Score	Site
1943:	W, 45-38	at Lexington
1948:	W, 69-39	at Memphis, Tenn.

at Lexington: UK leads, 1-0
at Neutral Sites: UK leads, 1-0
at Memphis, Tenn.: UK leads, 1-0

Washington (UK leads, 2-0)

Year	Score	Site
1985:	W, 66-58	at Salt Lake City (NCAA)
2011:	W, 74-67	at Maui, Hawaii

at Neutral Sites: UK leads, 2-0
at Maui, Hawaii: UK leads, 1-0
at Salt Lake City: UK leads, 1-0

Wash. & Lee (UK leads, 12-1)

Year	Score	Site
1922:	W, 21-20	at Lexington, Va.
1926:	W, 28-22	at Lexington, Ky.
	W, 44-34	at Lexington, Ky.
1927:	L, 36-34	at Lexington, Ky.
1928:	W, 34-28	at Lexington, Ky.
1929:	W, 31-30	at Lexington, Ky.
1930:	W, 28-26[OT]	at Lexington, Ky.
1931:	W, 23-18	at Lexington, Ky.
1932:	W, 48-28	at Lexington, Ky.
1939:	W, 67-47	at Lexington, Ky.
1942:	W, 62-32	at Lexington, Ky.
1952:	W, 96-46	at Lexington, Ky.
1957:	W, 94-66	at Lexington, Ky.

at Lexington, Ky.: UK leads, 11-1
at Lexington, Va.: UK leads, 1-0

Wash. State (UK leads, 1-0)

Year	Score	Site
1975:	W, 97-75	at Lexington (UKIT)

at Lexington: UK leads, 1-0

Wayne (UK leads, 1-0)

Year	Score	Site
1956:	W, 84-64	at Iowa City, Iowa (NCAA)

at Neutral Sites: UK leads, 1-0
at Iowa City, Iowa: UK leads, 1-0

W. Carolina (UK leads, 2-0)

Year	Score	Site
1989:	W, 78-60	at Lexington
1997:	W, 82-55	at Lexington

at Lexington: UK leads, 2-0

Western Ky. (UK leads, 4-2)

Year	Score	Site
1971:	L, 107-83	at Athens, Ga. (NCAA)
1986:	W, 71-64	at Charlotte, N.C. (NCAA)
1991:	W, 84-70	at Lexington
1992:	W, 93-83	at Lexington
2002:	L, 64-52	at Lexington
2012:	W, 81-66	at Louisville, Ky. (NCAA)

at Lexington: UK leads, 2-1
at Neutral Sites: UK leads, 2-1
at Athens, Ga.: WKU leads, 1-0
at Charlotte, N.C.: UK leads, 1-0
at Louisville, Ky.: UK leads, 1-0

Western Ont. (UK leads, 4-0)

Year	Score	Site
1946:	W, 51-42	at Lexington
	W, 71-28	at Lexington
1948:	W, 98-41	at Lexington
1950:	W, 90-18	at Lexington

at Lexington: UK leads, 4-0

W. Texas St. (UK leads, 2-0)

Year	Score	Site
1951:	W, 73-43	at Lexington
1979:	W, 121-67	at Lexington

at Lexington: UK leads, 2-0

West Virginia (UK leads, 14-5)

Year	Score	Site
1924:	W, 24-21	at Lexington
1925:	W, 29-19	at Lexington
1927:	W, 44-26	at Lexington
1940:	L, 47-38	at Lexington
1941:	W, 46-34	at Lexington
	L, 56-43	at Morgantown, W.Va.
1946:	W, 59-51	at New York (NIT)
1958:	L, 77-70	at Lexington (UKIT)
1959:	W, 97-91	at Lexington (UKIT)
1960:	L, 79-70	at Lexington (UKIT)
1963:	W, 79-75	at Lexington (UKIT)
1965:	W, 102-78	at Lexington (UKIT)
1970:	W, 106-87	at Lexington
1971:	W, 106-100	at Morgantown, W.Va.
1992:	W, 106-80	at Lexington
2006:	W, 80-66	at Kansas City, Mo.
2008:	W, 54-43	at Las Vegas
2010:	L, 73-66	at Syracuse, N.Y. (NCAA)
2011:	W, 71-63	at Tampa, Fla. (NCAA)

at Lexington: UK leads, 9-3
at Morgantown, W.Va.: Tied, 1-1
at Neutral Sites: UK leads, 4-1
at Kansas City, Mo.: UK leads, 1-0
at Las Vegas: UK leads, 1-0
at New York: UK leads, 1-0
at Syracuse, N.Y.: WV leads, 1-0
at Tampa, Fla.: UK leads, 1-0

William & Mary (UK leads, 1-0)

Year	Score	Site
2005:	W, 92-47	at Lexington

at Lexington: UK leads, 1-0

Winthrop (UK leads, 2-0)

Year	Score	Site
2004:	W, 65-44	at Lexington
2011:	W, 89-52	at Lexington

at Lexington: UK leads, 2-0

Wisconsin (UK leads, 3-1)

Year	Score	Site
1963:	W, 108-85	at Lexington (UKIT)
1969:	L, 69-65	at Chicago
1977:	W, 72-64	at Lexington
2003:	W, 63-57	at Minneapolis (NCAA)

at Lexington: UK leads, 2-0
at Neutral Sites: Tied, 1-1
at Chicago: UW leads, 1-0
at Minneapolis: UK leads, 1-0

Wis.-Green Bay (UK leads, 1-0)

Year	Score	Site
1996:	W, 74-62	at Lexington

at Lexington: UK leads, 1-0

Wright Field (UK leads, 1-0)

Year	Score	Site
1944:	W, 61-28	at Lexington

at Lexington: UK leads, 1-0

Wright State (UK leads, 3-0)

Year	Score	Site
1993:	W, 81-65	at Lexington
1997:	W, 90-62	at Lexington
1999:	W, 97-75	at Cincinnati

at Lexington: UK leads, 2-0
at Neutral Sites: UK leads, 1-0
at Cincinnati: UK leads, 1-0

Wyoming (UK leads, 2-0)

Year	Score	Site
1945:	W, 50-46	at Buffalo, N.Y.
1984:	W, 66-40	at Lexington (UKIT)

at Lexington: UK leads, 1-0
at Neutral Sites: UK leads, 1-0
at Buffalo, N.Y.: UK leads, 1-0

Xavier (UK leads, 37-2)

Year	Score	Site
1935:	W, 40-27	at Cincinnati
	W, 46-29	at Lexington
1936:	W, 36-32	at Cincinnati
	W, 49-40	at Lexington
1937:	W, 34-28[OT]	at Cincinnati
	W, 23-15	at Lexington
1938:	L, 39-32	at Cincinnati
	W, 45-29	at Lexington
1939:	W, 41-31	at Cincinnati
	W, 43-23	at Lexington
1940:	W, 42-41	at Cincinnati
	W, 37-29	at Lexington
1941:	W, 48-43	at Cincinnati
	L, 49-44	at Lexington
1942:	W, 40-39	at Cincinnati
	W, 44-36	at Lexington
1943:	W, 43-38	at Lexington
	W, 48-36	at Lexington
1946:	W, 62-36	at Cincinnati
	W, 83-40	at Lexington
1947:	W, 71-34	at Lexington
	W, 58-31	at Cincinnati
1948:	W, 79-37	at Lexington
	W, 59-37	at Cincinnati
1949:	W, 96-50	at Lexington
	W, 51-40	at Cincinnati
1950:	W, 58-47	at Cincinnati
	W, 58-53	at Lexington
1951:	W, 67-56	at Cincinnati
	W, 78-51	at Lexington
1952:	W, 97-72	at Cincinnati
	W, 83-50	at Lexington
1954:	W, 81-66	at Cincinnati
	W, 77-71	at Lexington
1955:	W, 73-69	at Cincinnati
	W, 66-55	at Lexington
1963:	W, 90-76	at Lexington
1968:	W, 111-76	at Lexington
1969:	W, 115-77	at Lexington

at Lexington: UK leads, 21-1
at Cincinnati: UK leads, 16-1

Yale (UK leads, 1-0)

Year	Score	Site
1962:	W, 79-58	at Lexington

at Lexington: UK leads, 1-0

UNPARALLELED TRADITION

February 18, 1903
State College (Kentucky) records its first win, an 11-10 decision over Lexington YMCA. The Wildcats finished that first season with a 1-2 record.

February 18, 1909
With a 28-23 win over Cincinnati, Kentucky clinched its first winning season in school history. Following a "Senior Day" loss to Central University, the Wildcats ended the year with a 5-4 record.

January, 1910
E. R. Sweetland signs a three-year pact as State's Director of Athletics and its first basketball coach.

March 1, 1912
Kentucky defeats Georgetown College, 19-18, to complete the season with a perfect 9-0 record and earn its first title as Southern Champions.

March 1, 1921
Kentucky upsets Tulane, Mercer, Mississippi A&M and Georgia to win the first Southern Intercollegiate Athletic Association basketball championship. Hundreds of Wildcats fans await "play-by-play" via telegraph, and greet the team's train with a celebration and parade in downtown Lexington. It is believed to be the first college basketball tournament ever played.

Spring, 1921
Basil Hayden becomes UK's first All-America basketball player.

January 26, 1921
The Wildcats beat Cincinnati, 26-19, for their 100th victory.

Dec. 13, 1924
The Wildcats defeat Cincinnati in their first game in the new, 2,800-seat, $100,000 Alumni Gymnasium.

March 21, 1930
A Freeport, Ill., high school coach named Adolph Rupp is named head basketball coach at the University of Kentucky.

Dec. 18, 1930
UK defeats Georgetown College, 67-19, for the first of Adolph Rupp's 876 victories.

Feb. 28, 1933
UK wins the first Southeastern Conference Tournament Championship by defeating Mississippi State, 46-27, in Atlanta.

Feb. 17, 1934
UK establishes a national record with its 23rd consecutive win (47-27 over Vanderbilt). Near riot erupts as fans vie for seats in Alumni Gym.

Feb. 14, 1938
Joe Hagan's 48-foot shot with 12 seconds left lifts the Wildcats over Marquette, 35-33. After the game, Gov. A. B. "Happy" Chandler pounds a nail into the floor to mark the spot where the shot was taken.

March 20, 1942
After winning its sixth SEC championship, UK wins its first NCAA Tournament game, 46-44, over Illinois.

March 20, 1946
UK wins Rupp's first national title, with a 46-45 victory over Rhode Island.

March 24, 1947
Before a Madison Square Garden record crowd of 18,493, Wat Misaka held Ralph Beard to two points and Utah ended the Wildcats' bid for back-to-back NIT Championships.

March 23, 1948
Adolph Rupp's "Fabulous Five" wins UK's first NCAA Championship, 58-42, over Baylor. The team is met in Lexington by 15,000 fans and given a parade on a fire truck.

August 13, 1948
The U.S. Olympic basketball team, featuring Kentucky's "Fabulous Five," wins the gold medal by defeating France, 64-21, at Wembley Stadium in London.

March 8, 1949
Kentucky ends the year ranked No. 1 in the first season of the Associated Press basketball poll.

March 26, 1949
UK wins its second consecutive NCAA championship, defeating Oklahoma A&M, 46-36, in Seattle.

Dec. 1, 1950
UK plays its first game in the new, $3.9 million, 11,500-seat Memorial Coliseum. Skeptics label the building a "white elephant."

March 27, 1951
UK wins its third NCAA title, defeating Kansas State, 68-58, in the finals in Minneapolis.

1952-53
UK's season is suspended by the NCAA.

Dec. 5, 1953
Cawood Ledford broadcasts his first game as the radio "Voice of the Wildcats."

March 9, 1954
Kentucky beats LSU, 63-56, in an SEC playoff game to cap a perfect 25-0 season and finish with the nation's No. 1 ranking.

Jan. 8, 1955
Fans are stunned as Georgia Tech defeats UK, 59-58, in Memorial Coliseum, ending a 129-game home winning streak that still stands as a national record.

Dec. 7, 1957
What was then referred to as "the longest game in UK history" proves fruitful for the Wildcats as they defeat Temple 85-83 in three overtimes. Vernon Hatton scores UK's final six points to edge the Owls.

March 21, 1958
In the Wildcats' first game in Freedom Hall Vernon Hatton's layup with 17 seconds left pushes the Wildcats past Temple, 61-60, and into the NCAA Championship game.

March 22, 1958
UK wins its fourth NCAA title by defeating Seattle, 84-72, in Louisville. The "Fiddlin' Five" was led by Vernon Hatton's 30 points. The win gave Rupp his most coveted title, the one he vowed to win after the NCAA had suspended UK's 1953 season.

March 19, 1966
In one of the biggest upsets in NCAA Tournament history, top-ranked UK, featuring "Rupp's Runts," loses in the NCAA Championship game, 72-65, to Texas Western.

Jan. 27, 1968
At the time, it was believed that Adolph Rupp became college basketball's all-time winningest coach when the Wildcats overcame a record-setting 52-point performance by LSU's Pete Maravich to defeat the Tigers, 121-95. Years later, it was discovered that he had achieved

that feat on Feb. 18, 1967, with a 103-74 win over Mississippi State.

Jan. 18, 1969
On the road against its long-time rival, UK became the first team in college basketball history to win 1,000 games, defeating Tennessee, 69-66.

June 9, 1969
Tom Payne, a seven-foot All-American from Louisville, becomes the first black player to sign with the University of Kentucky.

Feb. 28, 1970
Dan Issel becomes UK's first player to score 2,000 career points as UK defeats Vanderbilt, 90-86.

March 14, 1970
Dan Issel scores his 2,138th point, etching his name into the record book as UK's all-time leading scorer. The top-ranked Wildcats are upset by Jacksonville, 106-100, in the NCAA Tournament.

March 18, 1972
Adolph Rupp coaches his last game at UK, a 73-54 loss to Florida State in the NCAA Tournament.

Dec. 2, 1972
Joe B. Hall coaches his first game as head coach at UK, a 75-66 win at Michigan State. UK goes on to win the SEC Championship and finish 22-8 during Hall's inaugural season.

March 22, 1975
UK upsets undefeated Indiana in the Mideast Regional semifinals to earn a trip to the Final Four. Before the title game with UCLA, legendary coach John Wooden announces his retirement. The Bruins go on to defeat UK, 92-85, on March 31.

March 8, 1976
Jack Givens keys a late rally as UK outlasts Mississippi State, 94-93 in overtime, in the last game played at Memorial Coliseum.

March 21, 1976
UK wins its second NIT Championship by defeating North Carolina-Charlotte, 71-67 in New York.

Nov. 27, 1976
UK defeats Wisconsin, 72-64, in the new, 23,000-seat, $53 million Rupp Arena. Rick Robey scores the first field goal in Rupp with 19:30 left to play in the first half.

Dec. 10, 1977
As top-ranked UK is defeating Kansas on "Adolph Rupp Night" in Allen Field House on Naismith Drive in Lawrence, Kansas, Rupp dies. Thousands would participate in the funeral procession in Lexington.

March 27, 1978
Jack "Goose" Givens scores 41 points as UK wins its fifth NCAA Championship, 94-88, over Duke in St. Louis. More than 10,000 fans greet the team at Blue Grass Airport and 15,000 more celebrate at Memorial Coliseum.

March 26, 1983
In the first meeting between the schools in 24 years, Louisville defeats UK 80-68 in overtime to earn a trip to the Final Four.

March 31, 1984
Georgetown outscores UK 23-2 at the start of the second half to defeat the Wildcats, 53-40, in the NCAA semifinal game in Seattle.

March 22, 1985
Joe B. Hall announces his retirement after UK loses to St. John's, 86-70, in the NCAA West Regional in Denver.

Nov. 22, 1985
Eddie Sutton coaches his first game at Kentucky, a 77-58 win over Northwestern (La.) State.

Dec. 29, 1986
Following the Wildcats' 85-51 win at Louisville on Dec. 27, more than 19,000 fans filled Freedom Hall for a Kentucky practice to usher in the era of school-boy legend Rex Chapman.

March 10, 1989
Kentucky finishes the year with a 13-19 record, its first losing mark in 61 seasons.

March 19, 1989
In the wake of an NCAA investigation, Eddie Sutton resigns as UK basketball coach.

May 19, 1989
The NCAA places Kentucky's basketball program on probation.

June 2, 1989
Rick Pitino is named head basketball coach at Kentucky.

June 13, 1990
Rick Pitino makes history by naming Bernadette Locke, a former assistant for the Georgia Lady Bulldogs basketball team, to his coaching staff at Kentucky.

March 2, 1991
Before a crowd of 24,310 at Rupp Arena, Kentucky defeats Auburn, 114-93, to claim the best record in the Southeastern Conference and end its two-year probation.

March 15, 1992
Eligible for postseason play for the first time in three years, Kentucky dominates Alabama, 80-54, to take its 16th SEC Tournament Championship.

March 28, 1992
In what many called the "best NCAA Tournament game ever," Kentucky takes defending NCAA champion Duke into overtime before losing 104-103 in the East Regional finals in Philadelphia. A last-second shot by Christian Laettner sends Duke to the Final Four, and breaks the hearts of Wildcat fans everywhere. It is Cawood Ledford's last game as the "Voice of the Wildcats."

April 3, 1993
Kentucky faces Michigan in the NCAA semifinals, marking UK's 10th Final Four appearance. An 81-78 overtime loss to the Wolverines ended Kentucky's season at 30-4 and marked All-American Jamal Mashburn's last game in UK blue.

Feb. 15, 1994
Trailing by 31 points with 15:34 remaining in the game at LSU, the Wildcats pull off a "Mardi Gras" miracle. Connecting on 11 three-pointers and outscoring the Bayou Bengals 62-27 during the final 15:34, UK storms back to a 99-95 victory – the greatest comeback in UK history.

March 2, 1996
With a 101-63 victory over Vanderbilt in Rupp Arena on Senior Day, UK became the first team in 40 years to finish with a perfect record in the SEC, a 16-0 sweep. It was the Wildcats' 25th win in a row, tying the school record for consecutive wins in a season. Two games later, they set the new record at 27 games.

April 1, 1996
After avenging an early season loss to UMass with a win in the NCAA semifinals two days before, UK squashes a late Syracuse rally to win its sixth national title, 76-67.

May 20, 1996
The championship squad makes an official visit to the White House at the invitation of President Clinton. Tony Delk and Mark Pope present President Clinton and Vice President Al Gore with UK jerseys.

March 31, 1997
Despite losing its star, Derek Anderson, to a knee injury on Jan. 18, UK returns to defend its NCAA title in the National Championship game, falling in overtime to Arizona, 84-79. It would be the final game with Rick Pitino as coach.

May 6, 1997
Rick Pitino announces his resignation at Kentucky to take the challenge of rebuilding the NBA's most storied franchise, the Boston Celtics.

May 12, 1997
UK's director of athletics, C.M. Newton, introduced Orlando "Tubby" Smith as head coach.

Nov. 20, 1997
It was the dawning of an era as new head coaches Tubby Smith and Morehead State's Kyle Macy tipped off the season in Rupp Arena. Smith won his first game at UK, 88-49, over the former UK All-American and his Eagles.

March 22, 1998
In one of the most anticipated matchups of the NCAA Tournament, UK roars back from a 17-point deficit with 9:38 remaining to defeat Duke, 86-84. The victory buried the nightmare of UK-Duke '92 and advanced the Wildcats to their third straight Final Four.

March 30, 1998
The "Comeback Cats" rallied from a 10-point halftime deficit to defeat Utah, 78-69, winning UK's second national title in three years, its seventh overall.

Sept. 5, 2001
After a long illness, Cawood Ledford dies at his home in Harlan. A planned tribute at Rupp Arena was canceled following the "9/11" terrorists attacks.

Dec. 8, 2001
Kentucky beats North Carolina for the Cats' 1,800th victory, the first college basketball team to reach that milestone.

March 16, 2003
After running the table in regular-season Southeastern Conference play, Kentucky defeats Mississippi State, 64-57, in the finals of the SEC Tournament to secure its 24th league tourney crown and complete a 19-0 season sweep of conference opponents. It marked the first time the feat had been accomplished in 51 seasons.

April 6, 2007
Billy Gillispie is named Kentucky's new head basketball coach. He is introduced to a crowd of more than 4,000 fans at a pep rally announcing his hiring. Gillispie replaced Tubby Smith, who left after 10 seasons at the helm of Kentucky basketball to become the head coach at Minnesota.

March 31, 2008
Long time Kentucky basketball manager Bill Keightley passed away at the age of 81 in Cincinnati. Affectionately known as "Mr. Wildcat", he had been associated with the Wildcats' basketball program since 1962. Keightley, who manned the "Bill Keightley Equipment Room" in Memorial Coliseum, was as much a fixture around UK basketball as the seven national championship trophies on display in the Joe Craft Center. A crowd of more than 3,000 payed their respects at a tribute to Mr. Keightley held in Rupp Arena. Former players, coaches and managers traveled from across the country to eulogize him.

January 13, 2009
Kentucky has its fair share of record-breaking individual performances, but it had never experienced a night quite like the one Jodie Meeks had against Tennessee. Meeks rewrote the record books, pouring in 54 points on 15-of-22 shooting in a 90-72 iwn. Meeks' historic night broke Dan Issel's 39-year school record for most points in a single game.

April 1, 2009
The University of Kentucky named John Calipari the 22nd coach in UK basketball history.

December 21, 2009
Kentucky became the first program in college basketball history to reach the 2,000-win plateau. The Wildcats defeated Drexel 88-44 to achieve the milestone.

June 24, 2010
Kentucky made history again when the Wildcats had five players drafted in the first round of the NBA Draft. John Wall became the first Wildcat ever named the overall No. 1 pick when he was selected by the Washington Wizards. DeMarcus Cousins was selected fifth by the Sacramento Kings, Patrick Patterson went 14th to the Houston Rockets, Eric Bledsoe went 18th to the Oklahoma City Thunder and Daniel Orton was picked 29th by the Orlando Magic.

April 2, 2011
Kentucky made its 14th Final Four appearance in school history. The Wildcats faced Connecticut in the semifinal matchup, falling 55-56 to the eventual 2011 NCAA Champion.

November 11, 2011
Kentucky defeats Marist 108-58 in the season-opener to secure the 34th consecutive win in Rupp Arena under John Calipari, setting a new record for consecutive wins in the building.

March 4, 2012
Kentucky closed out the 2011-12 season with a 74-59 win at Florida capping a perfect 16-0 run through the SEC. It marked the third time a UK team went 16-0 in league play and the first time since the 2003 squad turned the trick.

April 2, 2012
The Wildcats brought home the school's eighth national championship after posting a 67-59 win over the Kansas Jayhawks in the title game. Kentucky took a 9-7 lead at the 15:40 mark of the first half on a Michael Kidd-Gilchrist dunk and never trailed for the rest of the game, even pushing its lead to as much as 18 late in the first half.

Doron Lamb led all scorers on 7-of-12 shooting from the field, including 3-of-6 from 3-point range and 5-of-6 from the free throw line. National Player of the Year Anthony Davis tallied only six points, but he earned Final Four Most Outstanding after pulling down 16 rebounds, blocking six shots and dishing out a game-high five assists. The Wildcats held the Jayhawks to 35.5 percent from the field, while outrebounding KU 43-35.

MARQUIS TEAGUE
First Round / No. 29
Chicago Bulls



DORON LAMB
Second Round / No. 42
Milwaukee Bucks



DARIUS MILLER
Second Round / No. 46
New Orleans Hornets

KENTUCKY MADE HISTORY once again as six players were selected in the 2012 NBA Draft. Anthony Davis was picked No. 1 overall by the New Orleans Hornets, followed by Michael Kidd-Gilchrist at No. 2 by the Charlotte Bobcats. Davis and Kidd-Gilchrist are the first teammates to go No. 1-2 in NBA draft history. It also marks the first time that six players from the same school were selected since the NBA Draft went to two rounds in 1989.

TERRENCE JONES
First Round / No. 18
Houston Rockets

ANTHONY DAVIS
First Round / No. 1
New Orleans Hornets

MICHAEL KIDD-GILCHRIST
First Round / No. 2
Charlotte Bobcats



COUNT ON NBA

MAXIMIZING YOUR NBA POTENTIAL

2012-13 WILDCATS

KENTUCKY BASKETBALL

NCAA CHAMPION 1948 | NCAA CHAMPION 1949 | NCAA CHAMPION 1951 | NCAA CHAMPION 1958 | NCAA CHAMPION 1978 | NCAA CHAMPION 1996 | NCAA CHAMPION 1998 | NCAA CHAMPION 2012

NOVEMBER

1	(Thu)		**Northwood–Exh.**	**FS SOUTH / UK IMG#**	**7:00 pm**
5	(Mon)		**Transylvania–Exh.**	**FS SOUTH / UK IMG#**	**8:00 pm**
9	(Fri)	1	vs. Maryland	ESPN	8:30 pm
13	(Tue)	2	vs. Duke	ESPN	9:30 pm
16	(Fri)	3	**Lafayette**	**FS SOUTH / UK IMG#**	**7:00 pm**
21	(Wed)	3	**Morehead State**	**FS SOUTH / UK IMG#**	**7:00 pm**
23	(Fri)	3	**Long Island**	**FS SOUTH / UK IMG#**	**7:00 pm**
29	(Thu)	4	at Notre Dame	ESPN2	7:00 pm

DECEMBER

1	(Sat)		**Baylor**	**CBS**	**12:30 pm**
4	(Tue)		**Samford**	**FSN**	**7:00 pm**
8	(Sat)		**Portland**	**ESPN2**	**Noon**
15	(Sat)		**Lipscomb**	**FSN**	**12:30 pm**
22	(Sat)		**Marshall**	**ESPN2**	**4:00 pm**
29	(Sat)		at Louisville	CBS	4:00 pm

JANUARY

2	(Wed)		**Eastern Michigan**	**ESPNU**	**6:00 pm**
10	(Thu)	•	at Vanderbilt	ESPN / ESPN2	9:00 pm
12	(Sat)	•	**Texas A&M**	**SEC Network**	**4:00 pm**
15	(Tue)	•	**Tennessee**	**ESPN**	**7:00 pm**
19	(Sat)	•	at Auburn	ESPNU	9:00 pm
22	(Tue)	•	at Alabama	ESPN	9:00 pm
26	(Sat)	•	**LSU**	**SEC Network**	**4:00 pm**
29	(Tue)	•	at Ole Miss	ESPN	9:00 pm

FEBRUARY

2	(Sat)	•	at Texas A&M	ESPN	6:00 pm
5	(Tue)	•	**South Carolina**	**ESPNU**	**9:00 pm**
9	(Sat)	•	**Auburn**	**SEC Network**	**4:00 pm**
12	(Tue)	•	at Florida	ESPN	7:00 pm
16	(Sat)	•	at Tennessee	CBS	1:00 pm
20	(Wed)	•	**Vanderbilt**	**SEC Network**	**8:00 pm**
23	(Sat)	•	**Missouri (ESPN GameDay)**	**ESPN**	**9:00 pm**
27	(Wed)	•	**Mississippi State**	**SEC Network**	**8:00 pm**

MARCH

2	(Sat)	•	at Arkansas	CBS	4:00 pm
7	(Thu)	•	at Georgia	ESPN / ESPN2	7:00 pm
9	(Sat)	•	**Florida**	**CBS**	**Noon**
13-17	(We-Su)	5	SEC Tournament	(SEC Network / ESPNU / ABC)	TBA

Check local listings / All Times Eastern / Schedule is tentative and subject to change

Game delayed on UK IMG Sports Network (UK IMG); • SEC Game; 1–Barclays Center Classic (Barclays Center, Brooklyn, N.Y.) ; 2–State Farm Champions Classic (Georgia Dome, Atlanta, Ga.); 3–Barclays Center Classic (Rupp Arena, Lexington, Ky.); 4–SEC/Big East Challenge (South Bend, Ind.); 5-Bridgestone Arena, Nashville, Tenn.

UKathletics.com

SEC