

JOHN CALIPARI

LEADING A PLAYERS-FIRST PROGRAM




DID YOU KNOW?

- John Calipari is one of only two coaches to lead three different schools to a No. 1 ranking. He also is one of only two coaches to lead three different schools to a Final Four.
- Calipari has now coached a 20-win team in 20 consecutive seasons as a collegiate head coach. Only Dean Smith's 27 consecutive seasons with 20 or more victories ranks more than Calipari's. Lute Olson also had 20 during his tenure at Arizona.
- Coach Calipari has graduated 100% of the players (10 of 10) who have been eligible to graduate by the end of their senior years and exhausted their athletic eligibility.
- In 22 seasons as a head coach, John Calipari has coached 30 NBA draft picks including 21 first round selections with 12 of those going in the top-10. Calipari has had 19 of his players at Kentucky selected in five NBA drafts, including 15 first round picks.
- Calipari has led UK to a national championship, two national title game appearances and three Final Fours in his first five seasons at Kentucky.

TABLE OF CONTENTS

Media 1-12	Opponents/Schedule 81-89	Wildcats in the NBA 117-119
TV Chart 2	Alabama, Arkansas, Auburn, Boston 82	All-Time NBA Players 118
Quick Facts 3	Buffalo, Columbia, ECU, Florida 83	Kentucky in the NBA Draft 119
Media Policies 4-5	Georgetown College, Georgia,	
Athletics Directory 6	Grand Canyon, Kansas 84	Tournament History 120-138
Wildcats on the Air 7-8	Louisville, LSU, Mississippi State	Kentucky in the NCAA 122-131
Media Outlets 9-10	Missouri 85	Kentucky in the SEC 132-135
The University of Kentucky 11	Montana State, North Carolina,	National Rankings 136-138
President Eli Capilouto 12	Ole Miss, Pikeville 86	
	Providence, South Carolina,	Venues 139-154
Players 13-43	Tennessee, Texas 87	Rupp Arena 140-146
Miscellaneous Roster Notes 14	Texas A&M, UT Arlington, UCLA	Alumni Gym 147
Roster 15	Vanderbilt 88	Memorial Coliseum 148
Player Bios 16-43	2015 Tournament Schedule 89	Freedom Hall/Louisville 149-150
		Biggest Games 151-153
Staff 44-59	National Champions 90-100	Biggest Shots 154
John Calipari 46-50	National Champions 92-99	
Kenny Payne 51	Helms National Titles 100	Statistics 155-208
John Robic 52		Year-by-Year Team Stats 155-156
Barry Rohrsen 53	Champion Coaches 101-104	Scoring 157-159
Support Staff 54-58	National Champion Coaches 102-103	Field Goals 160-161
AD Mitch Barnhart 59	Retired Jerseys 104	Free Throws 162-163
		3-Point Field Goals 164-165
2013-14 Review 60-68	All-Time Lettermen 105-110	Rebounding 166
2013-14 Stats 60-63	Letterwinners 106-108	Steals 167
2013-14 Results 64-66	All-Americans 109-110	Blocks 168
2013-14 Additional Stats 67	Hall of Fame 110	Assists 169
2013-14 Departed Letterwinners 68		Miscellaneous/UK in Each State 170
Game Recaps 69-80	Awards and Honors 111-116	Streaks/Overtime 171
2013-14 Game Recaps 69-79	Awards and Honors 112-114	1,000-Point Scorers 172-178
Award Winners 80	Academic Honors 115	Year-by-Year Results 179-180
	Athletics Hall of Fame 116	All-Time Results 181-194
		Series Records vs. Opponents 195
		Kentucky vs. D1 Conferences 196
		Scores vs. All Opponents 197-206
		Timeline 207-208


TV CHART



00

Marcus Lee


6-9 · 220 · So. · F
Antioch, Calif.
(Deer Valley)



1

Devin Booker


6-6 · 206 · Fr. · G
Grand Rapids, Mich.
(Moss Point)



2

Aaron Harrison


6-6 · 212 · So. · G
Richmond, Texas
(Travis)



3

Tyler Ullis


5-9 · 155 · Fr. · G
Lima, Ohio
(Marion Catholic)



5

Andrew Harrison


6-6 · 210 · So. · G
Richmond, Texas
(Travis)



12

Karl-Anthony Towns


6-11 · 255 · Fr. · F
Piscataway, N.J.
(St. Joseph)



13

Sam Malone


5-11 · 185 · Sr. · G
Scituate, Mass.
(Scituate)



15

Willie Cauley-Stein


7-0 · 242 · Jr. · F
Olathe, Kan.
(Northwest)



21

Tod Lanter


6-2 · 190 · Sr. · G
Lexington, Ky.
(Gulf Coast State CC)



22

Alex Poythress


6-8 · 235 · Jr. · F
Clarksville, Tenn.
(Northeast)



24

EJ Floreal


6-4 · 200 · So. · G
Paio Alto, Calif.
(Dunbar)



25

Dominique Hawkins


6-0 · 195 · So. · G
Richmond, Ky.
(Madison Central)



32

Brian Long


5-9 · 155 · Sr. · G
Dumont, N.J.
(River Dell)



35

Derek Willis


6-9 · 220 · So. · F
Mt. Washington, Ky.
(Bullitt East)



41

Trey Lyles


6-10 · 235 · Fr. · F
Indianapolis, Ind.
(Arsenal Tech)



44


Dakari Johnson

7-0 · 255 · So. · C
Brooklyn, N.Y.
(Montverde Academy)




John Calipari

Head Coach
Sixth Year at UK
(Clarion, '82)



Kenny Payne

Associate Head Coach
Fifth Year at UK
(Louisville, '03)



John Robic

Assistant Coach
Sixth Year at UK
(Denison, '86)



Barry Rohrsen

Assistant Coach
First Year at UK
(St. Francis, '83)

QUICK FACTS

Institute Personnel

President: Dr. Eli Capilouto (Alabama, '71)
Faculty Representative: Joseph L. Fink III
 (Philadelphia College of Pharmacy & Science, '70)
Athletics Director: Mitch Barnhart (Ottawa, '81)
Deputy Athletics Director:
 DeWayne Peevy (Montevallo, '96)
Athletics Phone Number: 859.257.8000

Media Information

Basketball Contact:
 John Hayden (Alabama, '98)
Hayden's Email: john.hayden@uky.edu
Hayden's Phone: 859.559.9399
Asst. Basketball Contact:
 Deb Moore (St. Bonaventure, '06)
Moore's Email: deb.moore@uky.edu
Moore's Phone: 859.559.5781
Office Phone: 859.257.3838
Office Fax: 859.323.4310
Office Address:
 UK Media Relations
 Joe Craft Center, 338 Lexington Ave.
 Lexington, KY 40506-0019
Rupp Arena Press Row Phone: 859.252.3602
Internet Site: UKathletics.com
Twitter: @KentuckyMBB
Coach's Site: CoachCal.com
Coach's Twitter: @UKCoachCalipari
Best Time To Contact Coach Calipari:
 Coordinate through SID

Basketball Staff

Head Coach
 John Calipari (Clarion, '82)
Overall College Coaching Record:

Total	555-175 (22 years)	.760
On-Court Total	597-177 (22 years)	.771
UMass	193-71 (8 years)	.731
Memphis	252-69 (9 years)	.785
Kentucky	152-37 (5 years)	.804

NCAA Appearances (Record):

Total	13 (34-12)
On-Court Total	15 (43-14)

Coaching Staff:

Kenny Payne (Louisville, '03)
 John Robic (Denison, '86)
 Barry Rohrsen (St. Francis (N.Y.), '83)
Special Assistant to the Head Coach:
 Tony Barbee (Massachusetts, '93)
Assoc. AD/Basketball Operations:
 Chris Woolard (UCLA, '97)
Director of Basketball Analytics
 Joel Justus (UNC-Wilmington, '04)
Administrative Assistant to the Head Coach:
 Lunetha Pryor
Administrative Assistants:
 Linda Carmack, Allie Schick
Trainer:
 Chris Simmons (Memphis, '02)
Coordinator of Men's Basketball Performance
 Ray Oliver (Kansas, '86)
Strength and Conditioning Coach:
 Robert Harris (Kentucky State, '09)
Team Physicians:
 Dr. Scott Mair, Dr. James Jagger

Radio Network

Play-by-play Announcer:
 Tom Leach (859.224.1147)
 228 South Ashland, Lexington, KY 40502
Analyst:
 Mike Pratt (812.989.2802)
 714 W Main St, Louisville, KY 40202

UK Videotape Footage

UK Athletics Video:
 Tim Asher (859.257.4830)

2013-14 Review

Record: 29-11 (12-6 SEC, 2nd overall)

SEC Postseason Record: 2-1

Defeated LSU, 85-67
 Defeated Georgia, 70-58
 Lost to Florida, 61-60
 (Championship, Atlanta)

NCAA Postseason Record: 5-1

Defeated Kansas State, 56-49
 Defeated Wichita State, 78-76
 (Second and Third Round, St. Louis)
 Defeated Louisville, 74-69
 Defeated Michigan, 75-72
 (NCAA Regionals, Indianapolis)
 Defeated Wisconsin, 74-73
 Lost to Connecticut, 60-54
 (Final Four, Arlington, Texas)

Starters Returning/Lost: 4¹/2

Letterwinners Returning/Lost: 12/4

Top Returning Scorer:

Aaron Harrison - 13.7 ppg

Top Returning Rebounder:

Willie Cauley-Stein - 6.1 rpg

Top Returning FG% (min. 100 FGA):

Willie Cauley-Stein - 59.6%

Top Returning FT% (min. 25 FTA):

Aaron Harrison - 79.0%

Pct. of Offense Returning: 59%

[^]-shared time starting

The 2014-15 Kentucky Basketball Fact Book © 2014

was published by the University of Kentucky Athletics Department, Mitch Barnhart, Director.

Credits

Written, Compiled & Edited by: Deb Moore and John Hayden

Assistant Editors: DeWayne Peevy, Eric Lindsey, Guy Ramsey

Cover Layout: Craig Hornberger

Inside Design & Layout: Cailyn Huston

Director of Photography: Chet White

Photography Credits: UK Athletics, *Lexington Herald-Leader*, NBA Photo, Chet White, Britney Howard

With Appreciation To:

Brooks Downing, Russell Rice, *The Cats' Pause*, Allan Black, Rena Vicini, Kelley Bozeman

Printing: Welch Printing

MEDIA POLICIES



SEC Credential Policy

By accepting or using a media credential ("Credential") for access to any game or athletic contest sponsored or hosted

by the Southeastern Conference (the "SEC") or by any one or more of its member institutions (herein an "Event" or the "Events") each person and entity issued such a Credential (herein referred to, along with the employer of each such person, collectively as a "Bearer") agrees to the following terms and conditions:

General

Each Bearer must be and hereby represents that he or she is acting on a specific assignment for an accredited media agency and has a legitimate working function in connection with the Event attended. The Credential is not transferable and may be revoked at any time.

The rights and privileges granted to Bearer may be terminated if any term or condition for use of the Credential is breached. The unauthorized use of the Credential subjects the Bearer to ejection from the Event.

While within the Event venue, Bearer shall, at all times, adhere to the policies in place for the Event, abide by and respect access limitations, and accept and follow directions provided by the SEC or the SEC member institution(s) hosting the Event.

Bearer assumes all risks incidental to the performance by the Bearer of Bearer's services in connection with the Event and assumes all risks incidental to each Event, whether occurring before, during or after the actual playing of the Event, and agrees that the SEC, its member institutions, and their respective agents, employees, directors, officers, student-athletes, coaches, and contractors shall not be liable for bodily injury, property damage or theft losses suffered or incurred by Bearer at the Event. Bearer understands that sports contests are physical, and that in the normal course of play it is possible for balls, players, or other objects to leave the court, track, course, or field of play and impact spectators. Bearer hereby waives and releases any and all Claims (as defined below) against the SEC and its member institutions arising directly or indirectly from any such injury, including those attributable to their negligence or that of their agents.

In the event that the name or likeness of Bearer is included in any broadcast, telecast, photograph, film, video or other media taken in connection with any Event, Bearer grants the SEC (or, if the media is controlled by a SEC member, grants such SEC member) the nonexclusive, transferable, perpetual right and license to use

(and to sub-license the use of) such name and likeness in any media worldwide whether now known or thereafter devised.

Bearer agrees to indemnify and save harmless the SEC, its member institutions, and their respective agents, employees, directors, officers, student-athletes, coaches, and contractors, of and from any and all claims, liabilities, demands and causes of action asserted by persons and entities other than the SEC and its member institutions (jointly "Claims") arising out of any act or omission, or anything done or purported to have been done, by Bearer, including but not limited to Claims arising from Bearer's breach of any term or condition hereof. With respect to any Claim that might give rise to liability of the Bearer as an indemnitor, the indemnified party shall: (a) have the right to fully participate in the litigation of such claim with counsel selected by the indemnified party at the sole expense of the Bearer, and (b) not be obligated, without its consent, to participate in any settlement of such Claim.

SEC Real-Time Internet Policy

By acceptance and use of an SEC media credential, the holder agrees to the following conditions for any and all athletic events hosted by the SEC and its member institutions:

1. The SEC and its member institutions grant a media organization a limited license to use certain gathered information on the media organization's own Internet or online site beginning at the start of an athletic event and up to the conclusion of such event, all subject to the following limitations and conditions:

(a) No more than 10 still photographs may be used for news coverage of the game and other editorial purposes during the event.

(b) Video tape may only be shown as part of a single, non-archived, online "simulcast" of a television station's regularly-scheduled news program.

(c) While a game is in progress, the use of textual statistical information is time-delayed and limited in amount (e.g., updates pertaining to score, injuries and national, conference or institutional record-breaking performances, a condensed half-time story) so that an organization's Internet or online game coverage does not undercut the authorized and rights-paying fee organization's rights to play-by-play accounts of the game and/or exclusivity as to such rights.

2. Any proposed media use on an Internet or online sight of the game information that is more detailed and/or more than described

above will require separate written authorization by the SEC and/or its member institutions. However, such written authorization will not permit the use of game information in entertainment contexts and will not authorize game coverage that, due to immediacy or detail, constitutes or approaches a play-by-play account of a game.

3. Should any of these conditions be breached, the SEC and/or its member institutions will issue a written warning for the first violation. If this violation occurs during the last game of the institutions' regularly-scheduled season, the media organization may not be credentialed for the SEC Tournament. A second violation of this policy will result in revocation of credentials to cover future basketball games hosted by the SEC and/or its member institutions.

Credential Requests

Requests for single games credentials should be made as far in advance as possible and no later than five (5) days prior to game day online at www.sportssystem.com/Kentucky.



Stephanie Guy
Office Coordinator
859.257.3838
stephanie.guy@uky.edu

Interview Policies-General

All interviews with University of Kentucky basketball players or staff members must be arranged through the Media Relations office. Media should never contact a player or coach directly. The Wildcat Coal Lodge, team locker rooms, and other team quarters are private team areas.

Media members are not permitted in these areas unless accompanied by appropriate University personnel.

Practice/Press Conferences

UK basketball practices will be open to a select number of media members each session. No cell phones are allowed in the practice facility.

Player interviews are conducted prior to practices the day before a game and will be available to all UK media on the Joe Craft Center practice court.

Coach John Calipari or an assistant coach will meet with members of the media immediately following player interviews in the lower level lobby of the Joe Craft Center.

Media will be allowed to shoot video and still photography for five minutes at the start of practice with permission. After the five-minute mark

SEC Services

John Calipari, along with the other 13 conference coaches, will participate in the Southeastern Conference's teleconference call. The calls are conducted every Monday, beginning Jan. 5 through March 9. For the phone number to participate, contact the SEC Media Relations office at 205.458.3010. Information also can be obtained on the web at www.secsports.com.

Teleconference Schedule (ET)

- 11:00 a.m. Kevin Stallings, Vanderbilt
- 11:07 a.m. Billy Donovan, Florida
- 11:14 a.m. Frank Martin, South Carolina
- 11:21 a.m. Mark Fox, Georgia
- 11:28 a.m. Johnny Jones, LSU
- 11:35 a.m. John Calipari, Kentucky**
- 11:42 a.m. Donnie Tyndall, Tennessee
- 11:49 a.m. Mike Anderson, Arkansas
- 11:56 a.m. Anthony Grant, Alabama
- 12:03 p.m. Bruce Pearl, Auburn
- 12:10 p.m. Andy Kennedy, Ole Miss
- 12:17 p.m. Rick Ray, Mississippi State
- 12:24 p.m. Kim Anderson, Missouri
- 12:31 p.m. Billy Kennedy, Texas A&M



Radio/TV Rights

Broadcasting rights to UK games are assigned exclusively to the UK Sports Network. One reciprocal rights fee waiver is guaranteed opponent schools visiting Lexington. Call Mike Dodson, network coordinator, at 859.226.4390. Two phone lines and an ISDN line are available for visiting radio.

Video Highlights

UK Sports Video Services can provide highlight footage of most UK games. Contact Greg Gorham at 859.257.4087 to request assistance.

Gameday Media Services

Media Parking

A limited number of spots are available at Rupp Arena. The city of Lexington assesses a charge for parking privileges. Requests should be made when submitting press and/or photo credential requests. The media parking area can be accessed from Main Street or Oliver Lewis Way. The lot opens three hours before tipoff.

Media Will Call

Media will call is located near the receiving entrance to Rupp Arena and adjacent to media parking. Credentials are not available at the public Will Call window on the High Street concourse level and will not be mailed.

Media Services

The University of Kentucky uses a computerized statistics system. Working media will receive:

- Game program and notes
- Halftime statistics
- Final statistics
- Complete play-by-play
- Shot charts
- Coach and player quotes

Media Room

The media room and photo compound is located beneath section 28 and can be accessed through the floor exit beneath section 26. Working facilities, with electrical outlets and a limited

number of telephones, are available.



Wireless Internet

UK provides media members with complimentary wireless internet access at Rupp Arena. Contact a UK media relations staff member for details.



Telephones

A limited number of telephones are available in the Rupp Arena media room. Newspapers and radio stations desiring their own private lines, to be installed either on press row or in the media room, should contact Windstream at 800.843.9214.

Photo Compound

A photo compound is available in the media room for use by photographers only. Courtesy wireless internet and phone lines can be utilized for filing digital photography. If outlets wish to install their own phone lines, they can be ordered from the Windstream phone number listed above.



Photographers

The photo zones are appropriately marked on the Rupp Arena floor. Some photo spots are assigned. Because of safety concerns, no shooting is allowed on either sideline. Due to the amount of space, photo credentials will be limited. See Chet White at the site for technical assistance.

Professional DSLR still cameras and video cameras are required to shoot from the floor. No point and shoot still cameras or flip video cameras will be allowed on the floor. Please have rubber/non-scratch pads under stools to avoid scratching the Rupp Arena floor. Per NCAA regulations, stools shall not exceed nine inches in height.

Gameday Live Stats

Live in-game stats will be provided at the web address <http://Kentucky.StatsBroadcast.com>

all media must clear the practice floor and approved media members will be escorted to the viewing deck for the conclusion of practice.

All player interview and practice access requests are due by 10:00 am ET on the day of each practice session.

Gameday shoot-arounds are closed to the media.

Telephone Player Interviews

Request telephone interviews at least 24 hours in advance through the Media Relations office. Telephone requests will be scheduled when players' schedules allow.

Postgame Interviews

Following each game, there is a 20-minute cooling-off period, during which time the players shower and dress. Approximately 10 minutes after the game ends, Coach Calipari conducts his postgame press conference while a player is taken to the UK Sports Network. Following Coach Calipari's press conference and the cooling-off period, selected UK players are brought to the media interview room.

UKathletics.com

The official Web site for University of Kentucky Athletics is updated 24 hours before each game with the latest game notes and quotes from Coach John Calipari and selected players.

Following each game, the site will post a game box score with summary, postgame quotes and notes from all home games and updated season statistics.

Cat Scratches

The official blog of UK Athletics provides Wildcat fans with an all-access view into the world of UK Athletics. For 24 hours a day, seven days a week, the blog provides the latest news surrounding the UK program and offers Wildcat fans the opportunity to take a behind-the-scenes look at what goes on inside the UK Athletics program.

Cat Scratches features breaking news and announcements, in-depth features on players and coaches, live in-game updates of UK sports, e-mail questions from fans, practice reports from all the Wildcat teams and much, much more.

Accessing Publicity Photos/Logos

Media members wishing to obtain photos and logos of the University of Kentucky men's basketball team may do so by utilizing the XOS Vault System. Please contact a member of the UK Media Relations Office for the website and login information.

ATHLETICS DIRECTORY

Mailing Address

338 Lexington Ave.
Joe Craft Center
Lexington, KY 40506

Numbers to Remember

Rupp Arena Press Row 859.252.3602
Media Relations Office: 859.257.3838
Athletics Director Office: 859.257.8015
Basketball Office: 859.257.1916
Rupp Arena Ticket Office: 859.233.3535
Joe Craft Center Ticket Office: 800.928.CATS
Cathy Derr (Rupp Arena): 859.233.4567
Craig Pinkerton (SEC): 205.458.3000

Administration

Dr. Eli Capilouto

President
859.257.1701

Mitch Barnhart,

Director of Athletics
859.257.8015

DeWayne Peevy,

Deputy Athletics Director
859.257.8398

Sandy Bell,

Executive Associate AD/Student Services
859.257.8604

Marc Hill,

Executive Associate AD/Internal Operations
859.257.2672

Jason Schlafer,

Executive Associate AD/External Operations
859.257.1830

Rachel Baker,

Senior Associate AD/Compliance
859.257.8604

Candice Chaffin,

Senior Associate AD/Development
859.257.1019

Melissa Gleason,

Senior Associate AD/Finance
859.257.5327

Russ Pear,

Senior Associate AD/Facilities & Operations
859.257.1243

Kevin Saal,

Senior Associate AD/Event Ops/Championships
859.257.2788

Bob Bradley,

Associate AD/Academics
859.257.1897

Katie Eiserman,

Associate AD/Development
859.257.3718

Joe Sharpe,

Associate AD/Ticket Operations
859.257.2287

Chris Woolard,

Associate AD/Basketball Operations
859.257.1916

John Butler,

Assistant AD/Compliance
859.257.9784

Donnie Mefford,

Assistant AD/Facilities
859.257.7124

Amy Tilley,

Assistant AD/Women's Basketball
859.257.8850

Heather McAtee,

Assistant AD/Eligibility

Tony Neely,

Assistant AD/Media Relations
859.257.8411

Nathan Schwake,

Assistant AD/Marketing and Licensing
859.257.5526

Rodney Stiles,

Assistant AD/Event Management
859.257.4995

Stephanie Tracey-Simmons,

Assistant AD/Administration
859.257.8607

Men's Basketball

John Calipari 859.257.1916

Kenny Payne 859.257.1916

John Robic 859.257.1916

Barry Rohrsen 859.257.1916

Tony Barbee 859.257.1916

Lunetha Pryor 859.257.1916

Linda Carmack 859.257.1916

Marketing

Alyx Ayer,
Assistant Marketing Director 859.257.2514

Media Relations

John Hayden,
Associate Director 859.257.8429

Susan Lax,
Associate Director 859.257.8420

Evan Crane,
Assistant Director 859.257.8431

Brent Ingram,
Assistant Director 859.257.8504

Deb Moore,
Assistant Director 859.257.8506

Stephanie Guy,
Office Coordinator 859.257.8309

Charlie Healy,
Media Relations Assistant 859.257.3838

Jake Most,
Media Relations Assistant 859.257.3838

Chris Shoals,
Media Relations Assistant 859.257.3838

Photography

Chet White,
Director of Photography 502.321.9196
Britney Howard,
Photography Assistant 859.537.6302

Multimedia

Craig Hornberger,
Multimedia Director 859.257.8550
Kim Troxall,
Creative Director 859.257.8566
Cailyn Huston,
Assistant Director/Multimedia 859.257.8601
Pete Camagna,
Asst. Director/Web Dev. 859.257.8502
Guy Ramsey,
Assistant Director/New Media 859.257.6846

Ticket Office

Cathy Hurst,
Director of Ticket Operations 859.257.8632

Video Production

Tim Asher,
Video Producer/Dir. (Basketball) 859.257.4830
Shane Fannin,
Director of Sports Video 859.257.9863
Greg Gorham,
Video Producer/Director 859.257.4087

Rupp Arena

Bill Owen 859.233.4567
Cathy Derr 859.233.4567
Carl Hall 859.233.4567

WILDCATS ON THE AIR



Tom Leach

Play-by-Play Broadcaster

Tom Leach is in his 14th season as the "Voice of the Wildcats." Leach was a familiar voice on the UK Radio Network for 12 years before replacing long-time announcer Ralph Hacker at the start of the 2001-

02 season.

Leach, who began calling the play-by-play for UK football in 1997, anchored the scoreboard segments during the network's halftime and postgame coverage from 1990-2001. He also filled in for an ailing Hacker on several games during the 2000 season.

Leach operates his own company, whose projects include a daily radio show on UK sports. "The Leach Report" that is heard on a network of stations around the state and via his website tomleachky.com. A native of Paris, Ky., he is a five-time winner of the Kentucky Sportscaster of the Year Award and a two-time winner of the Eclipse Award.

Leach and his wife Robyn Rabbeth Leach, a former local TV anchor, have one son, Connor, and a daughter, Caroline.



Mike Pratt

Broadcast Analyst

Former two-time All-SEC performer and UK Hall of Famer Mike Pratt is in his 14th year as analyst on the UK Radio Network. The former professional ABA player, college and pro coach replaced Sam Bowie,

who retired from broadcasting prior to the start of the 2001-02 season.

Pratt joined the network after compiling extensive experience as a broadcaster. He began calling games in 1985 for Creative Sports in Charlotte and prior to returning to the Kentucky sidelines, served as an analyst for NCAA Productions, the Charlotte Hornets Television Network, ESPN and Fox Sports Net South.

Pratt lettered for the Wildcats for three years (1968-70) under Coach Adolph Rupp. In addition to his All-SEC honors, he was a second-team Converse All-American in 1970, Kentucky's third Academic All-American and a two-time Academic All-SEC selection. While playing alongside the Cats' all-time leading scorer, Dan Issel, the 6-4 forward averaged 19.3 points per game as UK finished the season as the nation's No. 1 team. Pratt finished with 1,359 career points, which still ranks 26th on UK's all-time list.

After Kentucky, Pratt played two seasons for the ABA's Kentucky Colonels. He spent three years as an assistant at UNC-Charlotte for Coach Lee Rose, helping guide the 49ers to the 1977 Final Four. He was named head coach at UNCC in 1978 and compiled a 56-52 record there in four seasons. He worked as an NBA scout for


seven years and in '89, became an assistant to Hornets' coach Gene Littles.

Pratt currently works in private business in Louisville. He also is on the K Fund staff, as a major gifts officer.

Tuning into Kentucky basketball games on radio has been a tradition of following the Wildcats since the dawn of the Fabulous Five.

Even today, as Kentucky basketball continues to dominate the state in popularity from Pikeville to Paducah, fans tune into the action all across the United States. Again this year, more than 75 stations will carry each game live. So whether the Big Blue fans are in Orlando, Fla., or Paducah, Ky., they can tune into the largest college basketball radio network in the country. The network reaches its outer limits thanks to such stations as Clear Channel's WHAS in Louisville, 840 on the AM dial, or WCKY-AM in Cincinnati, at frequency 1530. Each broadcast also can be heard around the world on UKathletics.com.

Outstanding broadcasters have called Wildcat games through the years. Claude Sullivan spent 19 years (1948-67) behind the microphone describing UK men's basketball and football games, while the legendary Cawood Ledford called the action for 39 years (1953-92). Ralph Hacker, Ledford's partner beginning in 1973, took over the play-by-play duties in 1993 before retiring following the 2001 season, an impressive 29-year career. Tom Leach took over for Hacker at the start of the 2001-02 season and begins his 13th season this fall.



UK NETWORK AFFILIATES

Radio (as of 8/28/14)

<i>Market</i>	<i>Frequency</i>	<i>Station</i>
Ashland, Ky.	1340	WCMI-AM
Ashland, Ky.	105.7	WLGC-FM
Benton, Ky.	99.1	WCBL-FM
Bowling Green, Ky.	95.1	WGGC-FM
Cadiz, Ky.	106.5	WKDZ-FM
Cadiz, Ky.	1110	WKDZ-AM
Campbellsville, Ky.	104.1	WCKQ-FM
Cincinnati, Ohio	1530	WSAI-AM
Columbia, Ky.	1270	WAIN-AM
Columbia, Ky.	93.5	WAIN-FM
Corbin, Ky.	107.3	WCTT-FM
Corbin, Ky.	680	WCTT-AM
Dry Ridge, Ky.	106.7	WNKR-FM
Elizabethtown, Ky.	103.5	WAKY-FM
Grayson, Ky.	102.3	WUGO-FM
Greenville, Ky.	105.5	WKYA-FM
Hardinsburg, Ky.	104.3	WXBC-FM
Harlan, Ky.	105.1	WTUK-FM
Hazard, Ky.	101.1	WSGS-FM
Henderson, Ky.	860	WSON-AM
Henderson, Ky.	96.5	WSON-FM
Hopkinsville, Ky.	98.7	WHOP-FM
Hopkinsville, Ky.	1230	WHOP-AM
Huntington, W.Va.	92.7	WCMI-FM
Jamestown, Ky.	104.9	WJRS-FM
Jenkins, Ky.	94.3	WIFX-FM
Lancaster, Ky.	105.1	WRNZ-FM
Leitchfield, Ky.	104.9	WKHG-FM
Lexington, Ky.	630	WLAP-AM
Lexington, Ky.	98.1	WBUL-FM
London, Ky.	103.9	WWEL-FM
Louisville, Ky.	840	WHAS-AM
Madisonville, Ky.	93.9	WKTG-FM
Manchester, Ky.	1290	WKLB-AM
Manchester, Ky.	104.5	W283AH-FM
Mayfield, Ky.	102.1	WLLE-FM
Maysville, Ky.	1240	WFTM-AM
Maysville, Ky.	95.9	WFTM-FM
Monticello, Ky.	101.7	WKYM-FM

Market

<i>Market</i>	<i>Frequency</i>	<i>Station</i>
Morehead, Ky.	96.3	WIVY-FM
Morganfield, Ky.	1550	WMSK-AM
Morganfield, Ky.	101.3	WMSK-FM
Owensboro, Ky.	1490	WOMI-AM
Owensboro, Ky.	92.5	WBKR-FM
Paducah, Ky.	1320	WKYX-AM
Paducah, Ky.	94.3	WKYX-FM
Paintsville, Ky.	98.9	WSIP-FM
Pikeville, Ky.	93.1	WDHR-FM
Pikeville, Ky.	103.1	WPKE-FM
Prestonburg, Ky.	1310	WDOC-AM
Prestonburg, Ky.	95.5	WQHY-FM
Princeton, Ky.	104.9	WAVJ-FM
Providence, Ky.	97.7	WWKY-FM
Somerset, Ky.	910	WSFE-AM
Somerset, Ky.	93.9	WSEK-FM
Whitesburg, Ky.	920	WTCW-AM
Whitesburg, Ky.	103.9	WXKQ-FM
Williamsburg, Ky.	104.3	WEZJ-FM
Williamsburg, Ky.	102.7	WEKX-FM

Television

Bowling Green, Ky.	WBKO - TV
Evansville, Ind.	WTVW - TV
Hazard, Ky.	WYMT-TV
Huntington, W.Va.	WSAZ - TV
Lexington, Ky.	WKYT-TV
Louisville, Ky.	WDRB/WMYO - TV

MEDIA OUTLETS

Associated Press

(Gary Graves)
(859) 254-2070
Email: GBGraves@ap.org

Ashland Daily Independent

(Aaron Snyder)
(606) 326-2600
Email: asnyder@dailyindependent.com

Bowling Green Daily News

(Rob Herbst, Zach Greenwell)
(270) 783-3239
Email: rherbst@bgdailynews.com

Corbin Times-Tribune

(Les Dixon)
(606) 528-2464
Email: ldixon@thetimestribune.com

Danville Advocate-Messenger

(Larry Vaught, Hal Morris, Mike Marsee)
(859) 236-2551 ext. 353
Email: larry@amnews.com

East KY Media

(Ron Hamblin, Tim Hamblin)
(937) 622-3367
Email: news@eastkymedia.com

Elizabethtown News-Enterprise

(Chuck Jones)
(270) 769-1200
Email: cjones@thenewsenterprise.com

Evansville Courier & Press

(Randy Beard)
(812) 424-7711
Email: beardr@courierpress.com

The State Journal

(Philip Case, Brian Rickerd)
(502) 227-4556
Email: sports@state-journal.com
pcase@state-journal.com

Glasgow Daily Times

(Scott Wilson)
(270) 678-5171 ext. 233
Email: swilson@glasgowdailytimes.com

Harlan Daily Enterprise

(John Middleton)
(606) 573-4510 ext. 111
Email: jmiddleton@heartlandpublications.com

Henderson Gleaner

(Kevin Patton)
(270) 827-2000
Email: kpatton@thegleaner.com

Kentucky New Era

(Joe Wilson)
(270) 886-4444
Email: jwilson@kentuckynewera.com

Lexington Herald-Leader

(Gene Abell, John Clay, Mark Story, beat writer Jerry Tipton)
(859) 231-3237
Email: gabell@herald-leader.com;
jtipton@herald-leader.com

Louisville Courier-Journal

(Kyle Tucker, Tim Sullivan, Adam Himmelsbach)
(502) 582-4361
Email: sports@courier-journal.com

Madisonville Messenger

(Dave O'Connell, Mike Stunson)
(270) 824-3300
Email: doconnell@the-messenger.com
mstunson@the-messenger.com

Mayfield Messenger

(Jon Pittman)
(270) 247-5223
Email: messengersports@newwavecomm.net

Maysville Ledger-Independent

(Chuck Hamilton)
(606) 564-9091 ext. 251
Email: chuck.hamilton@lee.net

Middlesboro Daily News

(Jay Compton)
(606) 248-1010 ext. 212
Email: jcompton@heartlandpublications.com

Murray Ledger & Times

(Ricky Martin, Jack Kees)
(270) 753-1916 ext. 25
Email: sports@murrayledger.com

Owensboro

Messenger-Inquirer
(Mark Mathis, Jim Pickens)
(270) 926-0123
Email: mmathis@messenger-inquirer.com
jpickens@messenger-inquirer.com

Paducah Sun

(Dusty Luthy Shull)
(270) 575-8665
Email: dshull@paducahsun.com

Richmond Register

(Nathan Hutchinson)
(859) 623-1669 ext. 6692
Email: sports@richmondregister.com
nhutchinson@richmondregister.com

Somerset

Commonwealth-Journal
(Steve Cornelius)
(606) 678-8191
Email: sports@somerset-kentucky.com

Voice-Tribune

(Earl Cox)
(502) 897-8910
(502) 425-5220 (home)
Email: carolyn.cox@insightbb.com

Winchester Sun

(Keith Taylor)
(859) 744-3123
Email: ktaylor@winchestersun.com

The Cats' Pause

(247sports.com Affiliate)
(Darrell Bird, Jon Hale)
(859) 278-3474
Email: dbird@catspause.com

247sports.com

(Chris Fisher)
Email: c.fish00@gmail.com

AllWildcats.com

(Scout.com Affiliate)
(Jeff Drummond)
(859) 629-8158
Email: JDrumUK@gmail.com

Cats Illustrated

(Rivals.com Affiliate)
(Brett Dawson, T.J. Walker)
(859) 523-0706
Email: bdaws96@gmail.com
Kentucky Sports Review
(Stephen Turner)
Email: info@kysportsreview.com

Tri-State Sports

(Ira Combs, Harold Combs)
(606) 436-3002
Email: icombs14@windstream.net
hac1947@yahoo.com

Sports in Kentucky

(Bob Watkins)
(270) 369-6126
Email: sportsinky@aol.com

Kentucky Alumni Communications

(Kelli Elam)
(859) 257-7169
Email: kelli.elam@uky.edu

Kentuckysports.co

(Matt McCarthy)
(502) 889-1587
Email: mattm@kentuckysports.co

KentuckySportsReport.com

(Larry Vaught, Lonny Demaree)
(859) 236-2551 ext. 253
Email: larry@amnews.com
lonny.demaree@insightbb.com

KYForward.com

(Ashley Scoby)
(859) 213-0596

KY Newsgroup

(Philip Smith)
(859) 432-5222
Email: philip@kynewsgroup.com

WVLK, 590 AM

(Scott Johnson)
(859) 253-5942
Email: news@WVLKam.com
scottjohnson@cumulus.com

WLAP, 630 AM

(Tim Ansted)
(859) 422-1000
Email: timansted@clearchannel.com

WLXG, 1300 AM

(Chris Cross, Mike Cameron, Matthew Laurence)
(859) 338-1649
Email: huddle@wlxg.com

Kentucky Sports Radio

KentuckySportsRadio.com
(Matt Jones, Drew Franklin, Tyler Thompson)
(919) 308-6892
Email: matt.jones@kentuckysportsradio.com

Kentucky News Network

(Nathan Butler)
(502) 479-2248
Email: operations@kentuckynewsnetwork.com

2014 - 2015 KENTUCKY MEN'S BASKETBALL

WHAS, 840 AM
(Lachlan McLean)
(502) 479-2060
Email: lach@whas.com

WHBE, 680 AM
(Jason Anderson)
(502) 396-6608
Email: jason@espnlouisville.com

WNDA, 1570 AM
(Bob Domine)
(502) 584-2400
Email: bob@newstalk1570.com

WLW, 700 AM
(Bill Dennison)
(513) 686-8300
Email: seg@700wlw.com

Jeff Picoro
Radio Broadcast Analyst
(859) 341-9711
Email: jeff.picoro@yahoo.com

Tom Leach Productions
(Tom Leach)
Radio Play-by-Play
(859) 368-8276
Email: tom@tomleachky.com
leachreport@gmail.com

Larry Glover Live
(Larry Glover)
(859) 338-8863
Email: larrygloverlive@gmail.com

Big Blue Insider
(Dick Gabriel)
(859) 422-1063
Email: dickgabriel141@gmail.com

WKYT-TV (CBS)
(Rob Bromley, Brian Milam,
Lee K. Howard, Steve Moss)
(859) 299-0411
Email: sportstip@wkyt.com
brian.milam@wkyt.com
rob.bromley@wkyt.com
lkhoward@wkyt.com
steve.moss@wkyt.com

WLEX-TV (NBC)
(Alan Cutler, Keith Farmer, Kyle
Scott)
(859) 381-1801
Email: acutler@wlex18.com
kfarmer@wlex18.com
kscott@wlex18.com

WTVQ-TV (ABC)
(Alex Risen, Keenan Singleton)
(859) 299-3636
Email: arisen@wtvq.com
ksingleton@wtvq.com

WAVE-TV (NBC)
(Kent Taylor, Kendrick Haskins,
Mike Hartnett, Brian Winner)
(502) 585-2201
(502) 561-4126
(502) 561-4150
Email: sports@wave3.com
ktaylor@wave3.com

WHAS-TV (ABC)
(Kent Spencer, Jeff Woods)
(502) 582-7252
Email: kspencer@whas11.com
jwoods@whas11.com

WLKY-TV (CBS)
(Fred Cowgill, Derek Forrest)
(502) 891-4920
(502) 891-4917
Email: fcowgill@wlky.com
dforrest@wlky.com

WDRB-TV (Fox)
(Tom Lane, John Lewis, Rick
Bozich, Eric Crawford, Steve
Address)
(502) 561-7704
Email: tlane@wdrb.com; jlewis@
wdrb.com; rbozich@wdrb.com;
ecrawford@wdrb.com; sandress@
wdrb.com

CN2-TV
(T.J. Beisner, Ben Rainwater)
(502) 357-4773
Email: tj.beisner@twcable.com

Red and Blue Review
(Garry Gupton)
(502) 594-1100
Email: ggupton@redandblureview.
net

WYMT-TV (CBS)
(Josh McKinney, Jamie McCracken,
Lauren Cash)
(606) 436-5757
Email: josh.mckinney@wymtnews.
com
jamie.mccracken@wymtnews.com
lauren.cash@wymtnews.com

WIMC / WPRG-TV
(Wayne Fugate, Adam Gearheart)
(606) 478-4200
Email: wfugate@gearheart.com
adam@gearheart.com

WBKO-TV (ABC)
(Andrew Dawson)
(270) 781-1313
Email: sports@wbko.com
andrew.dawson@wbko.com

WPSD-TV (NBC)
(Jeff Bidwell)
(270) 415-1993
Email: Jbidwell@wpsdlocal6.com

WOWK-TV (CBS)
(Brandon Smith)
(304) 720-6550
Email: bsmith@wowktv.com

WSAZ-TV (NBC)
(Keith Morehouse, John Mulvaney,
Brad Myers)
(304) 697-4780
Email: keith.morehouse@wsaz.com
john.mulvaney@wsaz.com
brad.myers@wsaz.com

WCPO-TV (ABC)
(John Popovich, Dennis Janson,
Phillip Lee, Mark Slaughter)
(513) 852-4078
Email: jpopovich@wcpo.com
djanson@wcpo.com
phillip.lee@wcpo.com
mark.slaughter@wcpo.com

WKRC-TV (CBS)
(Brad Johansen, Mike Berk, Kevin
Barnett, Zach Wells)
(502) 763-5584
(502) 763-5452
Email: bjohansen@local12.com
mberk@local12.com
kbarnett@wkrc.com
zswells@local12.com

WLWT-TV (NBC)
(George Vogel, Andy Pierce, John
Topogna)
(513) 412-5089
Email: georgevogel@wlwt.com
gapierce@hearst.com

WXIX-TV (Fox)
(Joe Dannenan, Jeremy Raunch,
Ron Millenor)
(513) 562-3727
Email: 19sports@fox19.com



NCAA.com

BASKETBALL



NCAA.com

BASKETBALL



NCAA.com

BASKETBALL



NCAA.com

BASKETBALL



NCAA.com



NCAA.com

BASKETBALL




NCAA.com

BASKETBALL



NCAA.com

BASKETBALL




BASKETBALL



NCAA.com

BASKETBALL



NCAA.com

BASKETBALL



NCAA.com

BASKETBALL



THE UNIVERSITY OF KENTUCKY

Established in 1865, the University of Kentucky has 200 majors and degree programs in 16 academic and professional colleges available. This gives students the ability to change or specialize in an area of study.

UK students represent 115 countries, all 50 states and every county in the Commonwealth. Kentucky is ranked first among the nation's top 20 universities for small class size (90 percent of classes include 40 students or fewer).

UK Athletics continues to be a leader beyond the field of play. The athletics department provided \$3 million to the university this past year in support of non-athletic scholarships.

In 2013, President Eli Capilouto and Athletics Director Mitch Barnhart announced the UK athletics department was paying for \$65 million of a more than \$100 million Academic Science Building - an unprecedented partnership between academics and athletics in American higher education.



DR. ELI CAPILOUTO

UNIVERSITY PRESIDENT FOURTH YEAR

UNIVERSITY OF KENTUCKY BOARD OF TRUSTEES

C.B. AKINS, SR

JAMES H. BOOTH

WILLIAM C. BRITTON

EDWARD BRITT BROCKMAN

SHEILA BROTHERS, SECRETARY

MARK P. BRYANT

ANGELA L. EDWARDS

WILLIAM STAMPS FARISH, JR.

OLIVER KEITH GANNON, CHAIR

CAROL MARTIN "BILL" GATTON

CAMMIE DESHIELDS GRANT

ROBERT GROSSMAN

DAVID V. HAWPE

KELLY SULLIVAN HOLLAND

JACOB (JAKE) INGRAM


TERRY MOBLEY

JAMES W. STUCKERT

ROBERT D. VANCE

JOHN F. WILSON

BARBARA YOUNG, VICE CHAIR



Dr. Eli Capilouto became the 12th president of the University of Kentucky on July 1, 2011.

As president, Dr. Capilouto has intently engaged with university and community stakeholders to renew our founding mission and vision as a public, Flagship, Land-Grant and Research University. This covenant with the Commonwealth calls upon UK to be a guidepost for the state through a multi-faceted mission of teaching, research, service and health care.

To embolden the institution's enduring legacy, Dr. Capilouto has led a process to enrich UK's academic experience by increasing institutional investments in merit-based financial aid and expanding the University Honors Program. Because of his priorities, the university has enrolled 176 National Merit Scholars in the last two years – tripling the number of incoming Scholars.

Since Dr. Capilouto's arrival, UK has initiated nearly \$1 billion in ongoing and approved capital construction to rapidly enhance and expand a quality living/learning experience on the university campus.

Under his leadership, the university engaged in an innovative public/private partnership to revitalize the core of campus and create modern living/learning communities. By 2016, 12 residential facilities across campus will add more than 5,700 beds and 200 active learning spaces.

In addition to the investment in the residential core, the university is self-financing nine major capital projects essential to its academic and financial future: A renovated and expanded Gatton College of Business, a new Academic Science Building, a

revitalized Commonwealth Stadium and expanded Nutter Training Center, a renovation and expansion of the Student Center, the continued fit-out of Chandler Hospital, a new home for the School of Art and Visual Studies, and the renewal of the College of Law.

Dr. Capilouto is committed to enhancing UK's research enterprise and graduate education programs through high-quality partnerships, both domestic and international, and by recruiting and rewarding top scholars across the world.

UK's research faculty, staff and students are establishing UK as one of the nation's most prolific public research universities in the nation. In 2013, UK's Markey Cancer Center was designated as a National Cancer Center by the National Cancer Institute; placing UK among an elite group of 22 research universities with the triple crown of federal research awards: NCI-designation, the Clinical and Translational Sciences Award and a federally supported Alzheimer's Disease Center.

Essential to the service mission of the University of Kentucky is the advanced patient care and outreach provided by UK HealthCare. As the flagship academic-medical center in the region, UK serves patients through a network of health care professionals around the Commonwealth while providing acute, sub-specialty medical care at UK Chandler Hospital. In 2013, UK HealthCare was distinguished as a Top Performer by the Joint Commission and won a Rising Star Award from the University Health System Consortium.

Under his leadership, the \$3.0 billion flagship university for the Commonwealth has gained significant momentum in fulfilling its broad and visionary mission. In doing so, President Capilouto has invested considerable time in building partnerships with external stakeholders, as well as new and enduring commitments from donors and friends of the institution.

A native of Montgomery, Ala., Dr. Capilouto previously served as Provost of the University of Alabama-Birmingham and Dean of the UAB School of Public Health -- a period of remarkable growth and transformation at one of the leading academic and health sciences institutions in the South.

Dr. Capilouto holds several undergraduate and graduate degrees from schools within the University of Alabama system, and a Doctorate in Health Policy and Management from Harvard University. He and his wife, Dr. Mary Lynne Capilouto (D.M.D.) a former Dean of the UAB School of Dentistry, have one daughter.



THEMILDCATS

MISCELLANEOUS ROSTER NOTES

BASKETBALLSTAFF

HEAD COACH:
JOHN CALIPARI
 (CLARION, 1982)

ASSOCIATE HEAD COACH:
KENNY PAYNE
 (LOUISVILLE, 2003)

ASSISTANT COACH:
JOHN ROBIC
 (DENISON, 1986)

ASSISTANT COACH:
BARRY ROHRSEN
 (ST. FRANCIS (N.Y.), 1983)

**SPECIAL ASSISTANT
 TO THE HEAD COACH:**
TONY BARBEE
 (UMASS, 1993)

**COORDINATOR OF MBB
 PERFORMANCE:**
RAY OLIVER
 (KANSAS, 1986)

STRENGTH COACH:
ROBERT HARRIS
 (KENTUCKY STATE, 2001)

HEAD ATHLETIC TRAINER:
CHRIS SIMMONS
 (MEMPHIS, 2002)

ASSOCIATE AD/BASKETBALL OPS:
CHRIS WOOLARD
 (UCLA, 1997)

**DIRECTOR OF BASKETBALL
 ANALYTICS:**
JOEL JUSTUS
 (UNC-WILMINGTON, '04)

Wildcats by State

California (2)
 EJ Floreal (Palo Alto)
 Marcus Lee (Antioch)

Indiana (1)
 Trey Lyles (Indianapolis)

Kansas (1)
 Willie Cauley-Stein (Olathe)

Kentucky (3)
 Dominique Hawkins (Richmond)
 Tod Lanter (Lexington)
 Derek Willis (Mt. Washington)

Massachusetts (1)
 Sam Malone (Scituate)

Michigan (1)
 Devin Booker (Grand Rapids)

New Jersey (2)
 Brian Long (Dumont)
 Karl-Anthony Towns (Piscataway)

New York (1)
 Dakari Johnson (Brooklyn)

Ohio (1)
 Tyler Ulis (Lima)

Tennessee (1)
 Alex Poythress (Clarksville)

Texas (2)
 Aaron Harrison (Richmond)
 Andrew Harrison (Richmond)

Wildcats by Class

Seniors (3)
 Tod Lanter
 Brian Long
 Sam Malone

Juniors (2)
 Willie Cauley-Stein
 Alex Poythress

Sophomores (7)
 EJ Floreal
 Aaron Harrison
 Andrew Harrison
 Dominique Hawkins
 Dakari Johnson
 Marcus Lee
 Derek Willis

Freshmen (4)
 Devin Booker
 Trey Lyles
 Karl-Anthony Towns
 Tyler Ulis

Wildcats by Height

Willie Cauley-Stein7-0
 Dakari Johnson7-0
 Karl-Anthony Towns 6-11
 Trey Lyles..... 6-10
 Marcus Lee6-9
 Derek Willis6-9
 Alex Poythress6-8
 Devin Booker6-6
 Aaron Harrison.....6-6
 Andrew Harrison.....6-6
 EJ Floreal6-4
 Tod Lanter.....6-2
 Dominique Hawkins6-0
 Sam Malone 5-11
 Brian Long.....5-9
 Tyler Ulis.....5-9

WILLIE CAULEY-STEIN

ROSTER

7-0 · 244

FRESHMAN
OLATHE, KAN.
(NORTHWEST)

CAT SCRATCHES

FULL NAME:
Willie Cauley-Stein

TWITTER:
@THEwillieCS15

PARENTS:
Marlene Stein and
Willie Cauley

DATE OF BIRTH:
Aug. 18, 1993

PLACE OF BIRTH:
Dodge City, Kan.

HIGH SCHOOL COACH:
Mike Grove

Ht.	Wt.	Cl.	Exp.	Hometown/Last College/High School
6-9	220	So.	1L	Antioch, Calif. (Deer Valley)
6-6	206	Fr.	HS	Grand Rapids, Mich. (Moss Point)
6-6	212	So.	1L	Richmond, Texas (Travis)
6-9	155	Fr.	HS	Lima, Ohio (Marian Catholic)
6-6	210	So.	1L	Richmond, Texas (Travis)
6-11	255	Fr.	HS	Piscataway, N.J. (St. Joseph)
6-11	185	Sr.	3L	Scituate, Mass. (Scituate)
7-0	242	Jr.	2L	Olathe, Kan. (Northwest)
6-2	190	Sr.	2L	Lexington, Ky. (Gulf Coast State CC)
6-8	235	Jr.	2L	Clarksville, Tenn. (Northeast)
6-4	200	So.	1L	Palo Alto, Calif. (Dunbar)
6-0	195	So.	1L	Richmond, Ky. (Madison Central)
6-9	155	Sr.	3L	Dumont, N.J. (River Dell)
6-9	220	So.	1L	Mt. Washington, Ky. (Bullitt East)
6-10	235	Fr.	HS	Indianapolis, Ind. (Arsenal Technical)
7-0	255	So.	1L	Brooklyn, N.Y. (Montverde Academy)

Ht.	Wt.	Cl.	Exp.	Hometown/Last College/High School
6-6	206	Fr.	HS	Grand Rapids, Mich. (Moss Point)
7-0	242	Jr.	2L	Olathe, Kan. (Northwest)
6-6	212	So.	1L	Richmond, Texas (Travis)
6-6	210	So.	1L	Richmond, Texas (Travis)
6-0	195	So.	1L	Richmond, Ky. (Madison Central)
6-4	200	So.	1L	Palo Alto, Calif. (Dunbar)
7-0	255	So.	1L	Brooklyn, N.Y. (Montverde Academy)
6-2	190	Sr.	2L	Lexington, Ky. (Gulf Coast State CC)
6-9	220	So.	1L	Antioch, Calif. (Deer Valley)
6-9	155	Sr.	3L	Dumont, N.J. (River Dell)
6-10	235	Fr.	HS	Indianapolis, Ind. (Arsenal Technical)
6-11	185	Sr.	3L	Scituate, Mass. (Scituate)
6-8	235	Jr.	2L	Clarksville, Tenn. (Northeast)
6-11	255	Fr.	HS	Piscataway, N.J. (St. Joseph)
6-9	155	Fr.	HS	Lima, Ohio (Marian Catholic)
6-9	220	So.	1L	Mt. Washington, Ky. (Bullitt East)

PRONUNCIATION GUIDE

- | | |
|--------------------------------|-------------------------------|
| Willie Cauley-STEIN (STINE) | Alex POYTHRESS (POY-THRESS) |
| EJ FLOREAL (FLO-RE-EL) | Tyler ULIS (YOU-LIS) |
| DOMINIQUE Hawkins (DOM-A-NEEK) | John CALIPARI (CAL-A-PEAR-EE) |
| DAKARI Johnson (DA-CAR-EE) | |

WILLIE CAULEY-STEIN

7-0 · 242

F · JUNIOR

OLATHE, KAN.
(NORTHWEST)

CAT SCRATCHES

FULL NAME:

Willie Cauley-Stein

TWITTER:

@THEwillieCS15

PARENTS:

Marlene Stein and
Willie Cauley

DATE OF BIRTH:

Aug. 18, 1993

PLACE OF BIRTH:

Dodge City, Kan.

HIGH SCHOOL COACH:

Mike Grove

HIGHSCHOOLMASCOT:

Ravens

MAJOR:

Communications



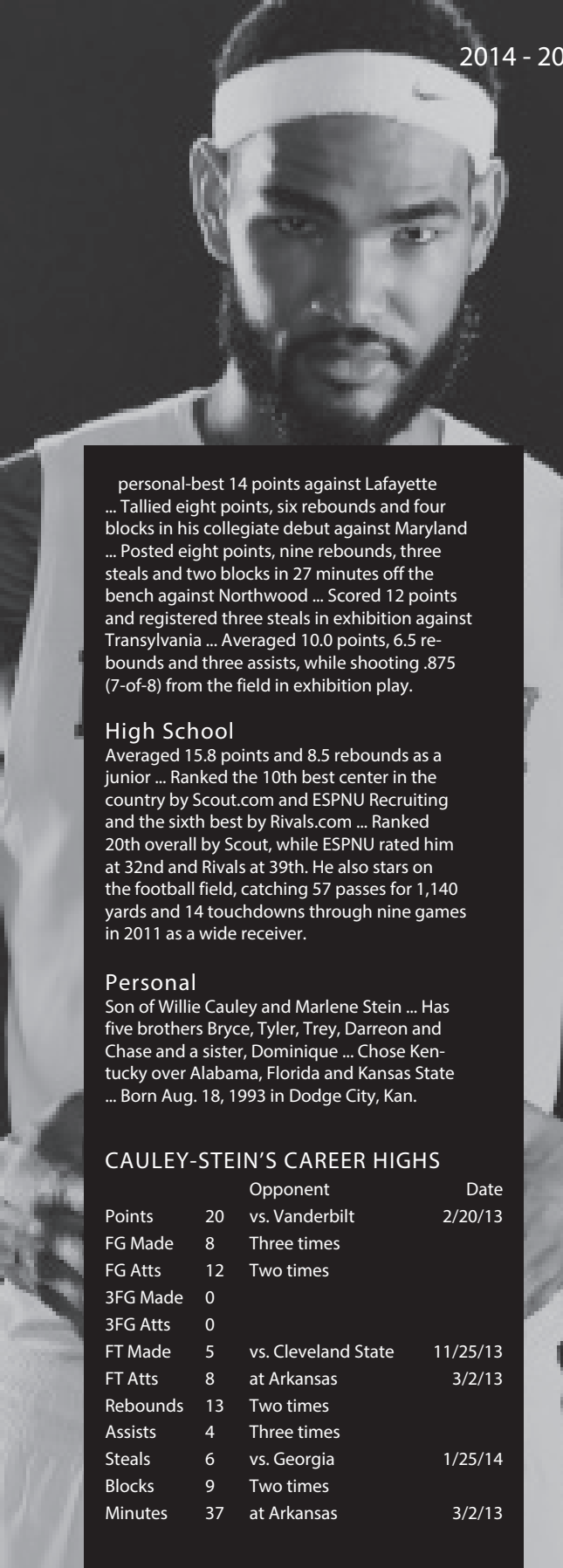
2013-14

All-SEC Defensive team by the league's coaches ... Appeared in 37 games, making 18 starts ... Averaged 6.8 points, 6.1 rebounds and 2.9 blocks per game ... Tallied 106 blocks for the season which is a total that ranks as the second-most in a single season in school history ... Logged eight rebounds, four steals and four blocks in UK's second-round win over Kansas State ... Recorded 10 points, 11 rebounds and five blocks vs. Florida in the SEC Championships ... Tallied eight points, six rebounds and six blocks vs. LSU in the SEC Tournament ... Named to the SEC All-Defensive Team ... Notched a double-double with 16 points and 13 rebounds vs. Arkansas ... Scored eight points, grabbed six rebounds and swatted three shots at Ole Miss ... Recorded his second double-double of the year vs. Ole Miss, scoring a season-high 18 points, while grabbing 11 rebounds and swatting six shots ... Blocked six shots and swiped a career-high six steals to go along with eight points in UK's win over Georgia ... Led UK with 15 points and six rebounds as the Wildcats knocked off Vanderbilt on the road ... Tallied 12 points to go along with four rebounds in UK's win over Mississippi State ... Snatched 10 rebounds in UK's win over Louisville ... Scored a season-best 16 points and grabbed seven boards in UK's win over Belmont ... Pulled down 12 rebounds and swatted five shots on the road at North Carolina ... Tied a career best in blocks with nine as UK grabbed a win over Boise State ... Neared a triple-double with 15 points, eight rebounds and nine blocks in UK's win over Providence ... Notched 15 points and eight rebounds while tying his then career high in blocks with seven in UK's win over Eastern Michigan ... Scored 11 points in 30 minutes of action vs. Cleveland

State ... Recorded his first double-double of the year with 14 points and 10 rebounds against UT Arlington ... Grabbed a career-high 13 rebounds vs. Robert Morris ... Pulled down seven rebounds vs. Michigan State ... Tallied seven points to go along with 11 rebounds in UK's win over Northern Kentucky ... Averaged 9.5 points, 5.5 rebounds and 5.0 blocks per outing in UK's two exhibition contests ... Earned preseason accolades as a second-team All-SEC selection by the media ... CBS Sports tabbed him to its preseason third team All-America squad.

2012-13

SEC Freshman of the Week (1/7, 2/25) ... Freshman All-SEC ... Academic All-SEC ... Appeared in 29 games, making 14 starts ... Averaged 8.3 points and 6.2 rebounds per game ... Ranked among UK's all-time top freshmen performers with 60 blocks on the year ... Recorded seven points and nine rebounds vs. Vanderbilt in SEC Tournament ... Posted six points, eight rebounds and four blocks in win over Florida ... Tallied fourth double-double and second straight with 10 points and 11 rebounds against Georgia ... Registered third double-double of the season with 13 points, 10 rebounds to go with four blocks at Arkansas ... Tallied 12 points, six rebounds and three blocks in win over Mississippi State ... Posted career-high seven blocks and tied career high with 12 boards in win over Missouri ... Posted a career-high 20 points in win over Vanderbilt while grabbing seven rebounds and blocking three shots ... Scored 10 points, while grabbing six rebounds at Florida ... Perfect 5-for-5 from the field in win over Auburn, finishing with 12 points ... Scored 13 points on 5-7 shooting from the field, while grabbing six rebounds and blocking two shots in win over South Carolina ... Grabbed eight rebounds, while tying then career-highs in blocks (4) and assists (4) in SEC debut at Vanderbilt ... Recorded second double-double of the season against Eastern Michigan with 11 points and 11 rebounds to go with two blocks and two steals in 22 minutes ... Tallied game-highs in rebounds (8) and blocks (3) in first-career start against Louisville ... Scored eight points while grabbing seven rebounds and blocking three shots against Marshall ... Recorded career-best four assists and tied personal best three steals against Lipscomb ... Pulled down seven rebounds and blocked three shots in win over Portland ... Posted UK's first double-double of the season with 12 points and 12 rebounds to go with four blocks against Samford ... Recorded six points, seven rebounds and two blocks against Baylor ... Totaled 12 points, eight rebounds and four blocks in win over LIU Brooklyn ... Scored



personal-best 14 points against Lafayette ... Tallied eight points, six rebounds and four blocks in his collegiate debut against Maryland ... Posted eight points, nine rebounds, three steals and two blocks in 27 minutes off the bench against Northwood ... Scored 12 points and registered three steals in exhibition against Transylvania ... Averaged 10.0 points, 6.5 rebounds and three assists, while shooting .875 (7-of-8) from the field in exhibition play.

High School

Averaged 15.8 points and 8.5 rebounds as a junior ... Ranked the 10th best center in the country by Scout.com and ESPNU Recruiting and the sixth best by Rivals.com ... Ranked 20th overall by Scout, while ESPNU rated him at 32nd and Rivals at 39th. He also stars on the football field, catching 57 passes for 1,140 yards and 14 touchdowns through nine games in 2011 as a wide receiver.

Personal

Son of Willie Cauley and Marlene Stein ... Has five brothers Bryce, Tyler, Trey, Darreon and Chase and a sister, Dominique ... Chose Kentucky over Alabama, Florida and Kansas State ... Born Aug. 18, 1993 in Dodge City, Kan.

CAULEY-STEIN'S CAREER HIGHS

	Opponent	Date
Points	20 vs. Vanderbilt	2/20/13
FG Made	8 Three times	
FG Atts	12 Two times	
3FG Made	0	
3FG Atts	0	
FT Made	5 vs. Cleveland State	11/25/13
FT Atts	8 at Arkansas	3/2/13
Rebounds	13 Two times	
Assists	4 Three times	
Steals	6 vs. Georgia	1/25/14
Blocks	9 Two times	
Minutes	37 at Arkansas	3/2/13

2012-13

Date	Opponent	Min	FG-A	3PT-A	FT-A	O-D-T	PF	A	TO	Blk	Stl	Pts
N. 9	vs. Maryland [Brooklyn]	28	3-6	0-0	2-4	2-4-6	2	2	2	4	0	8
N. 13	vs. Duke [Atlanta]	6	2-3	0-0	0-1	0-0-0	3	0	1	0	0	4
N. 16	LAFAYETTE	24	6-9	0-0	2-2	2-2-4	0	0	1	0	2	14
N. 21	MOREHEAD STATE	21	1-3	0-0	0-0	0-4-4	1	1	2	1	0	2
N. 23	LIU BROOKLYN	25	5-7	0-0	2-5	3-5-8	2	1	0	4	0	12
N. 29	at Notre Dame	18	3-4	0-0	0-0	1-0-1	0	1	1	0	0	6
D. 1	BAYLOR	13	3-7	0-0	0-2	3-4-7	4	0	2	2	0	6
D. 4	SAMFORD	22	5-10	0-0	2-5	6-6-12	0	1	0	4	3	12
D. 8	PORTLAND	19	2-4	0-0	0-2	3-4-7	4	0	2	3	2	4
D. 15	LIPSCOMB	20	3-4	0-0	2-3	0-2-2	1	4	2	1	3	8
D. 22	MARSHALL	25	4-6	0-0	0-0	4-3-7	3	1	0	3	1	8
D. 29	at Louisville	23	3-4	0-0	0-4	4-4-8	4	2	0	3	0	6
J. 2	EASTERN MICHIGAN	22	5-6	0-0	1-2	1-10-11	0	1	2	2	2	11
J. 10	at Vanderbilt	30	3-5	0-0	1-3	2-6-8	1	4	0	4	2	7
J. 12	TEXAS A&M	24	3-4	0-0	0-0	2-1-3	5	0	0	0	0	6
J. 15	TENNESSEE	15	3-5	0-0	1-3	3-2-5	3	0	2	0	0	7
J. 19	at Auburn					DNP						
J. 22	at Alabama					DNP						
J. 26	LSU					DNP						
J. 29	at Ole Miss					DNP						
F. 2	at Texas A&M	4	0-0	0-0	0-2	0-1-1	1	0	1	0	0	0
F. 5	SOUTH CAROLINA	22	5-7	0-0	3-5	1-5-6	2	0	0	2	0	13
F. 9	AUBURN	19	5-5	0-0	2-5	2-2-4	3	1	0	0	0	12
F. 12	at Florida	20	5-9	0-0	0-0	3-3-6	3	1	2	0	0	10
F. 16	at Tennessee	23	1-4	0-0	0-0	2-0-2	5	1	4	2	1	2
F. 20	VANDERBILT	32	8-10	0-0	4-7	3-4-7	3	0	3	3	1	20
F. 23	MISSOURI	35	3-7	0-0	1-7	4-8-12	2	1	2	7	1	7
F. 27	MISSISSIPPI STATE	32	6-7	0-0	0-0	0-6-6	3	1	2	3	1	12
M. 2	at Arkansas	37	5-7	0-0	3-8	3-7-10	3	0	5	4	2	13
M. 7	at Georgia	33	5-9	0-0	0-3	4-7-11	2	2	4	2	1	10
M. 9	FLORIDA	25	2-5	0-0	2-4	3-5-8	4	1	3	4	1	6
M. 15	vs. Vanderbilt [SEC]	30	2-6	0-0	3-5	5-4-9	4	1	1	1	1	7
M. 19	at Robert Morris [NIT]	36	4-6	0-0	1-4	1-3-4	2	0	4	1	0	9

2013-14

Date	Opponent	Min	FG-A	3PT-A	FT-A	O-D-T	PF	A	TO	Blk	Stl	Pts
N. 8	UNC ASHEVILLE	18	1-3	0-0	1-2	4-2-6	3	4	0	4	3	3
N. 10	NORTHERN KENTUCKY	20	3-5	0-0	1-2	5-6-11	2	0	0	0	1	7
N. 12	vs. Michigan State [Chicago]	27	2-4	0-0	1-3	3-4-7	2	0	1	2	0	5
N. 17	ROBERT MORRIS	25	2-4	0-0	3-6	4-9-13	2	2	2	4	1	7
N. 19	UT ARLINGTON	24	6-8	0-0	2-3	4-6-10	4	1	0	1	2	14
N. 25	CLEVELAND STATE	30	3-6	0-0	5-7	1-3-4	1	0	0	4	2	11
N. 27	EASTERN MICHIGAN	25	6-12	0-0	3-7	3-5-8	2	2	2	7	1	15
D. 1	vs. Providence [Brooklyn]	36	7-8	0-0	1-1	3-5-8	4	1	1	9	0	15
D. 6	vs. Baylor [Arlington, Texas]	33	4-7	0-0	0-2	1-2-3	2	2	0	3	0	8
D. 10	BOISE STATE	25	3-3	0-0	0-2	4-3-7	2	0	2	9	1	6
D. 14	at North Carolina	29	2-3	0-0	1-2	5-7-12	4	1	4	5	2	5
D. 21	BELMONT	31	8-10	0-0	0-0	4-3-7	1	1	1	2	0	16
D. 28	LOUISVILLE	35	1-3	0-0	0-0	3-7-10	4	0	0	3	1	2
J. 8	MISSISSIPPI STATE	25	5-6	0-0	2-5	2-2-4	2	1	0	2	1	12
J. 11	at Vanderbilt	31	7-9	0-0	1-4	2-4-6	2	0	1	1	2	15
J. 14	at Arkansas	18	1-2	0-0	0-0	0-6-6	5	0	0	1	0	2
J. 18	TENNESSEE	19	0-5	0-0	0-0	2-1-3	2	0	0	1	2	0
J. 21	TEXAS A&M	9	0-2	0-0	1-4	1-0-1	4	0	2	0	0	1
J. 25	GEORGIA	26	3-7	0-0	2-2	3-0-3	1	1	2	6	6	8
J. 28	at LSU	17	1-5	0-0	1-2	1-5-6	1	1	1	0	1	3
F. 1	at Missouri	7	0-1	0-0	0-2	0-0-0	4	0	0	1	0	0
F. 4	OLE MISS	29	7-8	0-0	4-5	5-6-11	2	2	2	6	1	18
F. 8	at Mississippi State	15	4-4	0-0	0-0	0-2-2	2	1	0	1	0	8
F. 12	at Auburn	20	1-4	0-0	3-4	2-4-6	2	1	1	1	0	5
F. 15	FLORIDA	27	1-2	0-0	0-2	0-2-2	1	1	0	3	1	2
F. 18	at Ole Miss	31	2-3	0-0	4-6	3-3-6	4	0	0	3	1	8
F. 22	LSU	29	3-5	0-0	1-3	4-2-6	3	0	1	3	0	7
F. 27	ARKANSAS	30	8-12	0-0	0-0	9-4-13	2	1	1	2	1	16
M. 1	at South Carolina	20	1-2	0-0	0-0	2-3-5	5	0	1	1	2	2
M. 4	ALABAMA	27	1-2	0-0	1-2	1-4-5	2	0	2	2	1	3
M. 8	at Florida	22	2-3	0-0	0-0	2-1-3	3	0	3	1	2	4
M. 14	vs. LSU [SEC]	18	4-6	0-0	0-0	1-5-6	4	0	0	6	1	8
M. 15	vs. Georgia [SEC]	13	0-1	0-0	0-0	2-1-3	4	0	0	2	0	0
M. 16	vs. Florida [SEC]	34	4-6	0-0	2-4	3-8-11	2	1	0	5	2	10
M. 21	vs. Kansas State [NCAA]	28	1-4	0-0	0-0	5-3-8	4	1	1	4	4	2
M. 23	vs. Wichita State [NCAA]	23	2-3	0-0	0-1	0-2-2	3	0	0	1	2	4
M. 28	vs. Louisville [NCAA]	4	0-0	0-0	0-0	0-1-1	1	0	0	0	0	0
M. 30	vs. Michigan [NCAA]					DNP						
A. 5	vs. Wisconsin [NCAA]					DNP						
A. 7	vs. Connecticut [NCAA]					DNP						

CAULEY-STEIN'S STATS

Year	GP-S	Min.-Avg.	FG-A	Pct.	3FG-A	Pct.	FT-A	Pct.	Reb.-Avg.	PF-D	A	TO	Blk	Stl	Pts.-Avg
2012-13	29-14	683-23.6	105-169	.621	0-0	.000	32-86	.372	179-6.2	70-2	27	48	60	24	242-8.3
2013-14	37-18	880-23.8	106-178	.596	0-0	.000	40-83	.482	225-6.1	98-2	25	31	106	44	252-6.8
TOTAL	66-32	1563-23.7	211-347	.608	0-0	.000	72-169	.426	404-6.1	168-4	52	79	166	68	494-7.5

EJ FLOREAL

6-4 · 200

·SOPHOMORE

PALOALTO, CALIF.

(DUNBAR)

CAT SCRATCHES

FULL NAME:

Edrick Floreal, Jr.

TWITTER:

@BouncyE_24

PARENTS:

LaVonna Martin-Floreal
and Edrick Floreal

DATE OF BIRTH:

March 23, 1995

PLACE OF BIRTH:

Atlanta

HIGH SCHOOL COACH:

Scott Chalk

HIGHSCHOOLMASCOT:

Bulldogs

MAJOR:

Communications



2013-14

Appeared in three games as a walk-on freshman ... Saw his first career conference action with a minute against Mississippi State ... Scored two points on a dunk and added a

steal and block in Kentucky's win over Robert Morris ... Logged a bucket and a steal in two minutes of action in UK's exhibition win over Transylvania.

High School

Averaged 12.9 points and 10.5 rebounds per game in one season with Paul Dunbar in Lexington ... Was a second-team All-City selection in his senior season ... Also ran track at Dunbar where he finished fourth in the 100 meters (10.98 seconds) and third in the 200 (21.37) in the Class 3-A state meet ... Previously attended high school in California.

Personal

Son of Edrick Floreal and LaVonna Martin-Floreal ... Both of EJ's parents were Olympic athletes ... His mom was a silver medalist in the 1992 Olympic Games in the 100m hurdles, while his dad competed for Canada in the 1988 and 1992 Olympics ... Father is UK Track and Field head coach ... Has a sister, Mimi ... Chose Kentucky over Tennessee, Western Kentucky, Cal Poly and Santa Clara ... Born March 23, 1995 in Atlanta, Ga.

FLOREAL'S CAREER HIGHS

	Opponent	Date	FT Atts	Opponent	Date
Points	2 vs. Robert Morris	11/17/13	0		
Rebounds	1 vs. Robert Morris	11/17/13	1	vs. Robert Morris	11/17/13
FG Made	1 vs. Robert Morris	11/17/13	0		
FG Atts	1 vs. Robert Morris	11/17/13	1	vs. Robert Morris	11/17/13
3FG Made	0		1	vs. Robert Morris	11/17/13
3FG Atts	0		1	vs. Robert Morris	11/17/13
FT Made	0		2	vs. Robert Morris	11/17/13

2014 - 2015 KENTUCKY MEN'S BASKETBALL



2013-14

Date	Opponent	Min	FG-A	3PT-A	FT-A	O-D-T	PF	A	TO	Blk	Stl	Pts
N. 17	ROBERT MORRIS	2	1-1	0-0	0-0	0-1-1	1	0	0	1	1	2
J. 8	MISSISSIPPI STATE	1	0-0	0-0	0-0	0-0-0	0	0	0	0	0	0
M. 15	vs. Georgia [SEC]	1	0-0	0-0	0-0	0-0-0	0	0	0	0	0	0

FLOREAL'S STATS

Year	GP-S	Min.-Avg.	FG-A	Pct.	3FG-A	Pct.	FT-A	Pct.	Reb.-Avg.	PF-D	A	TO	Blk	Stl	Pts.-Avg
2013-14	3-0	4-1.3	1-1	1.000	0-0	.000	00	.000	1-0.3	1-0	0	0	1	1	2-0.7
TOTAL	3-0	4-1.3	1-1	1.000	0-0	.000	00	.000	1-0.3	1-0	0	0	1	1	2-0.7

AARON HARRISON

6-6 · 212

JSOPHOMORE

RICHMOND, TEXAS

(TRAVIS)

CAT SCRATCHES

FULL NAME:

Aaron Malik Harrison

TWITTER:

@AaronICE2

PARENTS:

Aaron and Marian
Harrison

DATE OF BIRTH:

Oct. 28, 1994

PLACE OF BIRTH:

San Antonio, Texas

HIGH SCHOOL COACH:

Craig Brownson

HIGHSCHOOLMASCOT:

Tigers

MAJOR:

Undergraduate Studies



2013-14

Midwest Region NCAA All-Tournament Team ... SEC All-Tournament Team ... Two-time SEC Freshman of the Week ... Earned All-Tournament honors at the NCAA Midwest Regional and the SEC Tournament ... Twice was named the league's freshman of the week ... Averaged 13.7 points, 3.0 rebounds and 1.9 assists per game ... Started all 40 games for UK ... Sunk 62 3-pointers ... Ranked among UK's all-time best freshman seasons in points, 3-pointers and assists ... Delivered another game-winning shot for UK, nailing a 3 with six seconds to play to help UK defeat Wisconsin 74-73 in the Final Four ... Knocked down a 3 with four seconds to play to give UK a 75-72 edge over Michigan in the Elite Eight, his fourth 3 of the second half ... Notched 15 points with three steals in UK's win over Louisville, including knocking down a 3 with 39 seconds remaining to give the Wildcats a two-point lead ... Tallied 19 points in 39 minutes as UK knocked off Wichita St. ... Scored 18 points in UK's win over K-State ... Named SEC All-Tournament Team ... Tallied a team-high 16 points vs. Florida in the SEC Championships ... Led Kentucky in scoring vs. Georgia, knocking down four 3s to score 22 points ... Scored a team-high 21 points at South Carolina ... Led UK in scoring with 21 points, four rebounds and two steals vs. LSU ... Scored 16 points and dished out two assists at Ole Miss ... Tallied nine points, six rebounds and six assists at Mississippi State ... Scored 16 points and grabbed six boards in UK's win over Ole Miss ... Led UK with 21 points in a winning effort vs. Missouri ... Drained three 3s in the final minute to score 14 points vs. LSU ... Scored 15 points and dished out three assists vs. Georgia ... Notched 14 points and four rebounds as UK

defeated Tennessee ... Tallied 16 points in Kentucky's 87-85 loss at Arkansas ... Scored 14 points and pulled down four rebounds as UK defeated Vanderbilt ... Recorded 10 points and four rebounds in a win over Louisville ... Notched more than 20 points for a second consecutive game with 23 points, six boards and a career-high seven assists in UK's win over Belmont ... Tallied 20 points in just 24 minutes of action on the road at North Carolina ... Scored 13 points and swiped three steals in UK's win over Boise State ... Drained three 3s, scoring 15 points, while dishing out a season-best six assists vs. Baylor ... Tabbed SEC Freshman of the Week after averaging 18.5 points, five rebounds and three assists in wins over Eastern Michigan and Providence ... Scored 22 points and pulled down seven rebounds in Kentucky's win over Eastern Michigan ... Tallied 11 points in UK's win over Cleveland State ... Notched a career-high 28 points, including shooting a perfect 10-for-10 from the free throw line, in Kentucky's win over Robert Morris ... Scored 16 points in Kentucky's win over Northern Kentucky ... Posted 10 points and four steals in UK's win over UNC Asheville ... One of four UK freshmen named to the Wayman Tisdale Preseason watch list for the National Freshman of the Year award ... Averaged 9.0 points, 4.0 rebounds and 4.5 assists in two exhibition contests ... Had seven assists and no turnovers in the win over Montevallo.

High School

Averaged 23.1 points, 5.2 rebounds and 2.5 assists in helping lead Travis to a state title in his senior season ... He averaged 18.1 points, 4.7 rebounds, 2.7 assists and 2.6 steals, leading his team to a 36-4 record and 5A State Championship game in 2011-12 ... His twin brother, Andrew, is also a member of the Wildcats' roster ... The oldest of the Harrison twins by a minute, Aaron is ranked the No. 1 shooting guard in the country by all three recruiting services, while Rivals and Scout both ranked him the fourth-overall prospect in the country ... ESPNU Recruiting ranked him fifth ... Joined brother Andrew and teammates Dakari Johnson, Marcus Lee, Julius Randle and James Young at the Jordan Brand and McDonald's High School All-America games.

Personal

Son of Aaron and Marian Harrison ... Chose Kentucky over Maryland, SMU, Baylor, Kansas and Arizona ... Born Oct. 28, 1994 in San Antonio, Texas.

2014 - 2015 KENTUCKY MEN'S BASKETBALL



2013-14

Date	Opponent	Min	FG-A	3PT-A	FT-A	O-D-T	PF	A	TO	Blk	Stl	Pts
N. 8	UNC ASHEVILLE	32	3-8	1-3	3-6	0-5-5	2	0	2	1	4	10
N. 10	NORTHERN KENTUCKY	23	6-10	1-5	3-4	1-0-1	3	1	0	1	1	16
N. 12	vs. Michigan State [Chicago]	18	1-7	0-5	1-2	0-1-1	2	2	2	1	0	3
N. 17	ROBERT MORRIS	27	7-12	4-7	10-10	1-3-4	1	3	2	1	2	28
N. 19	UT ARLINGTON	29	2-11	0-5	1-2	0-2-2	1	2	3	0	0	5
N. 25	CLEVELAND STATE	32	3-8	1-3	4-6	1-0-1	3	0	0	0	0	11
N. 27	EASTERN MICHIGAN	37	5-12	3-7	9-11	0-7-7	3	2	0	0	0	22
D. 1	vs. Providence [Brooklyn]	38	7-9	1-2	0-1	1-2-3	3	4	2	0	0	15
D. 6	vs. Baylor [Arlington, Texas]	35	4-9	3-5	4-4	0-2-2	4	6	3	0	0	15
D. 10	BOISE STATE	38	6-12	0-4	1-1	0-4-4	0	1	3	0	3	13
D. 14	at North Carolina	24	8-12	1-1	3-3	2-1-3	2	0	1	0	2	20
D. 21	BELMONT	27	7-16	1-5	8-11	1-5-6	3	7	1	1	1	23
D. 28	LOUISVILLE	30	5-12	0-3	0-0	0-4-4	2	1	4	0	0	10
J. 8	MISSISSIPPI STATE	23	1-5	0-3	3-5	0-2-2	4	3	3	0	2	5
J. 11	at Vanderbilt	31	4-9	1-5	5-6	0-4-4	0	2	1	0	2	14
J. 14	at Arkansas	24	5-8	2-3	4-5	1-0-1	4	1	2	1	0	16
J. 18	TENNESSEE	26	3-7	2-4	6-7	0-4-4	4	1	2	0	2	14
J. 21	TEXAS A&M	27	1-5	1-3	3-4	0-1-1	4	2	1	0	2	6
J. 25	GEORGIA	30	6-10	0-2	3-3	0-0-0	2	3	0	1	1	15
J. 28	at LSU	30	5-13	3-5	1-2	2-4-6	1	1	4	0	0	14
F. 1	at Missouri	36	6-10	1-3	8-8	0-2-2	0	1	0	0	0	21
F. 4	OLE MISS	34	5-10	2-5	4-4	2-4-6	1	2	2	0	1	16
F. 8	at Mississippi State	36	4-15	1-6	0-1	1-5-6	0	6	2	1	2	9
F. 12	at Auburn	33	2-8	1-3	5-6	0-1-1	5	1	2	0	2	10
F. 15	FLORIDA	35	1-7	1-2	0-2	0-1-1	1	2	1	0	1	3
F. 18	at Ole Miss	36	6-13	1-4	4-4	0-4-4	3	4	2	0	2	17
F. 22	LSU	43	7-15	0-1	7-7	0-4-4	1	1	1	0	2	21
F. 27	ARKANSAS	38	2-12	2-5	2-2	2-0-2	2	0	4	0	2	8
M. 1	at South Carolina	37	4-16	2-6	11-12	3-3-6	5	0	0	0	0	21
M. 4	ALABAMA	34	2-8	1-6	2-2	3-3-6	1	3	1	2	1	7
M. 8	at Florida	32	3-7	1-3	3-4	0-2-2	4	2	3	0	0	10
M. 14	vs. LSU [SEC]	33	5-9	3-6	1-5	0-2-2	1	2	0	1	1	14
M. 15	vs. Georgia [SEC]	36	7-10	4-7	4-5	0-1-1	2	2	0	0	0	22
M. 16	vs. Florida [SEC]	40	6-17	2-7	2-2	1-1-2	0	2	1	0	0	16
M. 21	vs. Kansas State [NCAA]	37	6-10	2-4	4-6	0-1-1	0	1	2	0	0	18
M. 23	vs. Wichita State [NCAA]	39	6-13	4-7	3-4	1-0-1	2	1	3	0	2	19
M. 28	vs. Louisville [NCAA]	38	3-13	3-7	6-6	1-2-3	1	0	1	0	3	15
M. 30	vs. Michigan [NCAA]	30	4-8	4-6	0-0	0-0-0	4	0	1	0	0	12
A. 5	vs. Wisconsin [NCAA]	36	3-8	1-1	1-2	0-3-3	2	2	0	0	0	8
A. 7	vs. Connecticut [NCAA]	39	3-7	1-5	0-1	1-3-4	2	0	3	1	2	7

Harrison's Career Highs

	Opponent	Date
Points	28 vs. Robert Morris	11/17/13
FG Made	8 vs. North Carolina	12/14/13
FG Atts	17 vs. Florida	3/16/14
3FG Made	4 Four times	
3FG Atts	7 Three times	
FT Made	11 at South Carolina	3/1/14
FT Atts	12 at South Carolina	3/1/14
Rebounds	7 vs. Eastern Michigan	11/27/13
Assists	7 vs. Belmont	12/21/13
Steals	4 vs. UNC Asheville	11/8/13
Blocks	2 vs. Alabama	3/1/14
Minutes	43 vs. LSU	2/22/14

HARRISON'S STATS

Year	GP-S	Min.-Avg.	FG-A	Pct.	3FG-A	Pct.	FT-A	Pct.	Reb.-Avg.	PF-D	A	TO	Blk	Stl	Pts.-Avg
2013-14	40-40	1303-32.6	174-411	.423	62-174	.356	139-176	.790	118-3.0	85-2	74	65	12	43	549-13.7
TOTAL	40-40	1303-32.6	174-411	.423	62-174	.356	139-176	.790	118-3.0	85-2	74	65	12	43	549-13.7

ANDREW HARRISON

6-6 · 210

GSOPHOMORE

RICHMOND, TEXAS

(TRAVIS)

CAT SCRATCHES

FULL NAME:

AndrewMichaelHarrison

TWITTER:

@DrewRoc5

PARENTS:

Aaron and Marian
Harrison

DATE OF BIRTH:

Oct. 28, 1994

PLACE OF BIRTH:

San Antonio, Texas

HIGH SCHOOL COACH:


Craig Brownson

HIGHSCHOOLMASCOT:

Tigers

MAJOR:

Undergraduate Studies



2013-14

Averaged 10.9 points, 3.2 rebounds and 4.0 assists per game as a freshman ... Started 39 of 40 games played ... Ranked third in freshman single-season history with 159 assists on the season... Finished the year with three or more assists in seven of UK's final nine games ... Tallied eight points, five rebounds, five assists and three steals in the national title game vs. Connecticut ... Notched nine points and four assists as UK defeated Wisconsin in the Final Four ... Dished out six assists in the Wildcats' Elite Eight win over Michigan ... Tallied 14 points, five rebounds and seven assists in UK's Sweet 16 win over Louisville ... Led UK with 20 points and added three assists en route to knocking off Wichita St. ... Bested his career high in assists from the night before with nine assists to go along with 12 points vs. Georgia ... Notched a career-high eight assists to go along with 11 points in UK's win over LSU in the SEC Tournament ... Recorded a career-high eight assists to go along with 11 points in UK's win over LSU in the SEC Tournament ... Dished out five assists on the road at Florida ... Tallied 14 points, three assists and two steals vs. Arkansas ... Led UK in scoring with 20 points, while grabbing four rebounds and dishing four assists vs. Florida ... Tallied 16 points, five rebounds and two assists in UK's win over Auburn ... Recorded 14 points, four assists and two steals as UK defeated Missouri ... Dished out five assists vs. Georgia ... Drained a couple 3s, grabbed eight boards and dished out four assists as Kentucky knocked off Texas A&M ... Scored a career-high 26 points, including going 10-for-10 at charity stripe, in UK's win over Tennessee ... Nailed a 3 with 1.2 seconds remaining in regulation to send

UK and Arkansas into overtime ... Recorded 10 points, eight rebounds, four assists and no turnovers in UK's win at Vandy ... Delivered a season-best 18 points to lead Kentucky to a win over Louisville ... Had a career outing on the road at UNC, notching season bests in points and assists, scoring 17 points and dishing out seven assists ... Tallied 13 point on 4-of-7 shooting from the field in Kentucky's win over Boise State ... Scored seven points and dished out six assists in UK's loss to Baylor ... Went 8-for-8 from the charity stripe vs. Providence ... Scored 12 points and five assists in UK's win over Cleveland State ... Notched 15 points, while dishing out six assists in a win over UT Arlington ... Scored eight and pulled down eight rebounds in a win over Robert Morris ... Posted 11 points in 38 minutes of action against Michigan State ... Scored 13 points in UK's win over Northern Kentucky ... Tallied eight points and dished out a team-high five assists in a win over UNC Asheville ... One of four UK freshmen to earn recognition on the preseason watch list for the Wayman Tisdale Award ... Was tabbed to the Bob Cousy Award watch list ... Selected by the media as a preseason All-SEC second team honoree ... Sat out UK's two exhibition contests with a bone bruise in his right knee.

High School

Logged 15.8 points, 7.0 rebounds and 7.0 assists as a senior at Travis where he directed the squad to a state title in 2013 ... As a junior he averaged 12.5 points, 6.0 assists, 4.9 rebounds and 2.1 steals, while also helping guide his team to an appearance in the 5A State Championship game and a 36-4 record in 2011-12 ... His twin brother, Aaron, is also a member of the Wildcats' roster ... Ranked as the top point guard in the country by all three recruiting services and the third-best prospect in the country by ESPN Recruiting ... Scout and Rivals both ranked him as the fifth-best prospect ... Joined brother Aaron and teammates Dakari Johnson, Marcus Lee, Julius Randle and James Young at the Jordan Brand and McDonald's High School All-America games.

Personal

Son of Aaron and Marian Harrison ... Chose Kentucky over Maryland, SMU, Baylor, Kansas and Arizona ... Born Oct. 28, 1994 in San Antonio, Texas.

2014 - 2015 KENTUCKY MEN'S BASKETBALL



2013-14

Date	Opponent	Min	FG-A	3PT-A	FT-A	O-D-T	PF	A	TO	Blk	Stl	Pts
N. 8	UNC ASHEVILLE	29	1-3	0-1	6-9	0-0-0	3	5	1	0	0	8
N. 10	NORTHERN KENTUCKY	26	4-7	2-3	3-3	0-2-2	2	2	1	0	0	13
N. 12	vs. Michigan State [Chicago]	38	3-6	1-1	4-4	0-1-1	4	3	4	0	0	11
N. 17	ROBERT MORRIS	29	2-4	2-4	2-4	0-8-8	3	2	2	0	1	8
N. 19	UT ARLINGTON	29	3-7	2-2	7-8	2-1-3	3	6	2	0	1	15
N. 25	CLEVELAND STATE	21	4-9	0-4	4-5	0-0-0	5	5	1	0	0	12
N. 27	EASTERN MICHIGAN	26	2-6	0-1	4-5	0-0-0	4	3	5	1	0	8
D. 1	vs. Providence [Brooklyn]	22	0-2	0-0	8-8	0-2-2	4	1	3	0	0	8
D. 6	vs. Baylor [Arlington, Texas]	35	2-9	1-4	2-4	1-0-1	4	6	1	1	0	7
D. 10	BOISE STATE	31	4-7	0-1	5-7	0-3-3	3	2	3	0	0	13
D. 14	at North Carolina	37	3-11	1-4	10-17	2-4-6	4	7	4	0	1	17
D. 21	BELMONT	20	2-5	0-2	3-4	0-2-2	4	0	2	0	0	7
D. 28	LOUISVILLE	34	6-16	0-1	6-12	3-1-4	3	2	3	0	1	18
J. 8	MISSISSIPPI STATE	30	2-7	1-3	3-4	0-2-2	2	2	4	0	0	8
J. 11	at Vanderbilt	34	3-7	2-3	2-3	4-4-8	3	4	0	0	0	10
J. 14	at Arkansas	38	2-9	1-2	2-3	0-4-4	2	6	5	0	1	7
J. 18	TENNESSEE	33	7-13	2-3	10-10	0-2-2	1	3	0	0	1	26
J. 21	TEXAS A&M	38	3-12	2-7	0-0	1-7-8	2	4	4	0	0	8
J. 25	GEORGIA	29	3-9	1-2	0-0	0-3-3	3	5	3	1	1	7
J. 28	at LSU	35	2-7	0-1	4-4	0-0-0	3	1	1	0	0	8
F. 1	at Missouri	31	4-8	2-2	4-6	0-1-1	4	4	1	0	2	14
F. 4	OLE MISS	34	3-4	0-1	3-4	0-2-2	2	5	3	0	0	9
F. 8	at Mississippi State	15	2-3	0-1	1-1	1-2-3	5	3	2	0	1	5
F. 12	at Auburn	35	3-10	2-3	8-11	3-2-5	3	2	4	0	0	16
F. 15	FLORIDA	34	6-12	0-3	8-8	2-2-4	5	4	3	0	0	20
F. 18	at Ole Miss	34	2-6	2-5	4-4	1-2-3	3	4	4	0	0	10
F. 22	LSU	39	3-13	0-2	3-4	0-6-6	3	4	3	2	0	9
F. 27	ARKANSAS	39	5-15	0-1	4-7	3-1-4	2	3	3	1	2	14
M. 1	at South Carolina	21	1-3	1-2	2-4	0-0-0	4	4	1	0	0	5
M. 4	ALABAMA	22	2-6	1-3	1-1	3-0-3	3	3	1	0	0	6
M. 8	at Florida	29	3-14	0-1	2-2	0-2-2	3	5	2	0	3	8
M. 14	vs. LSU [SEC]	36	2-4	0-1	7-8	1-2-3	2	8	3	1	2	11
M. 15	vs. Georgia [SEC]	37	5-10	2-2	0-0	1-4-5	0	9	3	0	0	12
M. 16	vs. Florida [SEC]	37	1-5	0-1	8-8	0-4-4	4	2	3	0	0	10
M. 21	vs. Kansas State [NCAA]	35	1-6	1-3	4-6	0-5-5	1	5	6	1	0	7
M. 23	vs. Wichita State [NCAA]	34	6-9	1-3	7-9	0-1-1	3	3	6	0	0	20
M. 28	vs. Louisville [NCAA]	38	4-11	1-4	5-6	2-3-5	3	7	2	0	0	14
M. 30	vs. Michigan [NCAA]	37	3-12	0-1	2-3	0-3-3	2	6	4	0	0	8
A. 5	vs. Wisconsin [NCAA]	29	4-14	0-2	1-2	1-2-3	3	4	2	0	1	9
A. 7	vs. Connecticut [NCAA]	37	3-9	2-4	0-0	1-4-5	2	5	4	1	3	8

Harrison's Career Highs

	Opponent	Date
Points	26 vs. Tennessee	1/18/14
FG Made	7 vs. Tennessee	1/18/14
FG Atts	16 vs. Louisville	12/28/13
3FG Made	2 Eleven times	
3FG Atts	7 vs. Texas A&M	1/21/14
FT Made	10 Two times	
FT Atts	17 at North Carolina	12/14/13
Rebounds	8 Three times	
Assists	9 vs. Georgia	3/15/14
Steals	3 Two times	
Blocks	2 vs. LSU	2/22/14
Minutes	39 Two times	

HARRISON'S STATS

Year	GP-S	Min.-Avg.	FG-A	Pct.	3FG-A	Pct.	FT-A	Pct.	Reb.-Avg.	PF-D	A	TO	Blk	Stl	Pts.-Avg
2013-14	40-39	1267-31.7	121-330	.367	33-94	.351	159-208	.764	126-3.2	119-3	159	109	9	21	434-10.9
TOTAL	40-39	1267-31.7	121-330	.367	33-94	.351	159-208	.764	126-3.2	119-3	159	109	9	21	434-10.9

DOMINIQUE HAWKINS

6-0 · 195

JSOPHOMORE

RICHMOND, KY.

(MADISONCENTRAL)

CAT SCRATCHES

FULL NAME:

DominiqueDaShawnHawkins

TWITTER:

@Dhawk_25

PARENTS:

Denise Hawkins
and Doug Farris

DATE OF BIRTH:

June 27, 1994

PLACE OF BIRTH:

Louisville, Ky.

HIGH SCHOOL COACH:

Allen Feldhaus

HIGHSCHOOLMASCOT:

Indians

MAJOR:

Communications



2013-14

Saw action in 33 games as a freshman as UK's top defensive stalwart ... Scored 25 points, hauled in 23 rebounds and dished out 12 assists on the year ... Scored a bucket in 11 minutes of action in UK's Final Four win over Wisconsin ... Played a key defensive role for Kentucky in 15 minutes of action vs. Louisville and 11 minutes vs. Michigan ... Notched four points, two rebounds and two assists to open SEC play against Mississippi State ... Pulled down four rebounds

and dished out three assists in a 93-80 UK win over Belmont ... Tallied five points in 17 minutes vs. Providence ... Drained a 3 in Kentucky's win over UT Arlington ... Notched four points and handed out three assists in 18 minutes vs. Robert Morris ... Dished out an assist and grabbed a rebound in six minutes of action vs. Northern Kentucky ... Saw four minutes of action and registered a rebound in the win over UNC Asheville ... Had a made free throw, one rebound and one assist in five minutes of action in a win over Montevallo ... Played 12 minutes in UK's win over Transylvania.

High School

Averaged 20.4 points and 5.3 rebounds per game as a senior ... Was named the 2013 Kentucky Mr. Basketball and is the 17th player in UK history to claim the honor ... Also hauled in state Gatorade Player of the Year honors ... Directed Madison Central to the state championship and captured most valuable player honors after averaging 20.4 points, 5.6 rebounds, 2.9 assists and 1.8 steals per game throughout the Kentucky Boys' Sweet Sixteen ... Rated as the No. 44 point guard by 247 Sports ... Rivals and Scout ranked him as a three-star player.

Personal

Son of Denise Hawkins and Doug Farris ... Born June 27, 1994 in Louisville, Ky. ... Has three sisters, Nia Hawkins, Keraura Hawkins and Sarah Anderson and a brother Gerius.

Hawkins' Career Highs

	Opponent	Date		Opponent	Date
Points	5 vs. Providence	12/1/13	FT Atts	2 Four times	
FG Made	2 Two times		Rebounds	4 vs. Belmont	12/21/13
FG Atts	5 vs. Mississippi State	1/8/14	Assists	3 Two times	
3FG Made	1 Two times		Steals	1 Four times	
3FG Atts	2 Two times		Blocks	1 vs. Robert Morris	11/17/13
FT Made	2 vs. Mississippi State	1/8/14	Minutes	23 vs. Mississippi State	1/8/14

2014 - 2015 KENTUCKY MEN'S BASKETBALL



2013-14

Date	Opponent	Min	FG-A	3PT-A	FT-A	O-D-T	PF	A	TO	Blk	Stl	Pts
N. 8	UNC ASHEVILLE	4	0-0	0-0	0-0	0-1-1	0	0	0	0	0	0
N. 10	NORTHERN KENTUCKY	6	0-1	0-1	0-0	0-1-1	0	1	0	0	0	0
N. 12	vs. Michigan State [Chicago]	6	0-0	0-0	0-0	0-0-0	1	0	0	0	0	0
N. 17	ROBERT MORRIS	18	2-4	0-1	0-0	1-0-1	1	3	0	1	1	4
N. 19	UT ARLINGTON	13	1-3	1-1	0-1	0-1-1	2	0	0	0	1	3
N. 25	CLEVELAND STATE	14	0-1	0-1	1-2	0-1-1	3	0	1	0	0	1
N. 27	EASTERN MICHIGAN	10	0-1	0-1	1-2	0-1-1	1	0	1	0	0	1
D. 1	vs. Providence [Brooklyn]	17	2-2	1-1	0-0	0-1-1	1	1	0	0	1	5
D. 6	vs. Baylor [Arlington, Texas]	7	1-2	0-1	0-0	0-1-1	0	0	0	0	0	2
D. 10	BOISE STATE	18	0-2	0-1	0-0	0-0-0	3	2	1	0	0	0
D. 14	at North Carolina	18	0-1	0-0	0-2	0-1-1	2	0	1	0	0	0
D. 21	BELMONT	22	1-3	0-2	0-0	2-2-4	1	3	1	0	1	2
D. 28	LOUISVILLE	15	0-1	0-1	1-1	2-1-3	4	0	0	0	0	1
J. 8	MISSISSIPPI STATE	23	1-5	0-2	2-2	0-2-2	3	2	0	0	0	4
J. 11	at Vanderbilt	5	0-1	0-1	0-0	0-1-1	1	0	0	0	0	0
J. 14	at Arkansas	5	0-0	0-0	0-0	0-0-0	2	0	0	0	0	0
J. 18	TENNESSEE	7	0-0	0-0	0-0	0-0-0	2	0	0	0	0	0
J. 21	TEXAS A&M	1	0-1	0-1	0-0	0-0-0	0	0	1	0	0	0
J. 25	GEORGIA	3	0-1	0-0	0-0	0-0-0	1	0	0	0	0	0
J. 28	at LSU	4	0-0	0-0	0-0	0-0-0	1	0	0	0	0	0
F. 1	at Missouri	2	0-0	0-0	0-1	1-1-2	0	0	0	0	0	0
F. 4	OLE MISS	4	0-0	0-0	0-0	0-0-0	0	0	0	0	0	0
F. 8	at Mississippi State					DNP						
F. 12	at Auburn					DNP						
F. 15	FLORIDA	1	0-0	0-0	0-0	0-0-0	0	0	0	0	0	0
F. 18	at Ole Miss					DNP						
F. 22	LSU	5	0-1	0-1	0-0	0-1-1	0	0	0	0	0	0
F. 27	ARKANSAS	3	0-0	0-0	0-0	0-0-0	0	0	0	0	0	0
M. 1	at South Carolina	3	0-0	0-0	0-0	0-0-0	0	0	0	0	0	0
M. 4	ALABAMA					DNP						
M. 8	at Florida					DNP						
M. 14	vs. LSU [SEC]	0+	0-0	0-0	0-0	0-0-0	0	0	0	0	0	0
M. 15	vs. Georgia [SEC]	2	0-0	0-0	0-0	0-0-0	1	0	0	0	0	0
M. 16	vs. Florida [SEC]	3	0-0	0-0	0-0	0-0-0	0	0	0	0	0	0
M. 21	vs. Kansas State [NCAA]					DNP						
M. 23	vs. Wichita State [NCAA]					DNP						
M. 28	vs. Louisville [NCAA]	15	0-0	0-0	0-0	0-0-0	3	0	0	0	0	0
M. 30	vs. Michigan [NCAA]	11	0-0	0-0	0-0	0-0-0	2	0	0	0	0	0
A. 5	vs. Wisconsin [NCAA]	11	1-1	0-0	0-0	0-0-0	2	0	0	0	0	2
A. 7	vs. Connecticut [NCAA]	7	0-0	0-0	0-2	1-0-1	0	0	0	0	0	0

HAWKINS' STATS

Year	GP-S	Min.-Avg.	FG-A	Pct.	3FG-A	Pct.	FT-A	Pct.	Reb.-Avg.	PF-D	A	TO	Blk	Stl	Pts.-Avg
2013-14	33-0	283-8.6	9-31	.290	2-16	.125	5-13	.385	23-0.7	37-0	12	6	1	4	25-0.8
TOTAL	33-0	283-8.6	9-31	.290	2-16	.125	5-13	.385	23-0.7	37-0	12	6	1	4	25-0.8

DAKARI JOHNSON

7-0 · 255

CSOPHOMORE
BROOKLYN, N.Y.
(MONTVERDE
ACADEMY)

CAT SCRATCHES

FULL NAME:
Dakari Naeem
Pamoja Johnson

TWITTER:
@SafariDakari44

PARENTS:
Makini Campbell

DATE OF BIRTH:
Sept. 22, 1995

PLACE OF BIRTH:
Brooklyn, N.Y.

HIGH SCHOOL COACH:
Kevin Boyle

HIGHSCHOOLMASCOT:
Eagles

MAJOR:
Communications



2013-14

Averaged 5.2 points and 3.9 rebounds per game ... Appeared in 39 games and made 18 starts including every game in the postseason ... Tallied 10 points and seven rebounds, including five offensive, to help UK past Wisconsin in the Final Four ... Notched a career high in scoring with 15 points, while adding six rebounds in a season-high 31 minutes to help UK knock off Louisville ... Grabbed a career-high 11 rebounds and scored nine points vs. LSU in the SEC Tournament ... Tallied nine points and five boards at Florida ... Recorded nine points and five rebounds vs. Alabama ... Scored eight points and grabbed five rebounds at South Carolina ... Tallied eight points, eight rebounds and two steals in UK's win over Auburn ... Scored nine points and grabbed a team-high eight rebounds at Mississippi State ... Recorded a career-high four blocks in UK's win over Ole Miss ... Led Kentucky at LSU, scoring a career-high 15 points, shooting 7-of-8 from the field, and pulling down six rebounds ... Tallied six points, seven rebounds and three blocks in 24 minutes as UK defeated Texas A&M ... Scored four points and grabbed four rebounds in UK's win over Tennessee ... Tallied four points and four rebounds in just nine minutes of action

against Arkansas ... Recorded eight points in just eight minutes of play in UK's win over Mississippi State ... Notched 10 points and seven rebounds in UK's win over Eastern Michigan ... Posted eight points and eight rebounds in Kentucky's win over UT Arlington ... Recorded eight points in Kentucky's win over Robert Morris ... Grabbed five rebounds vs. Michigan State ... Tallied seven points and four rebounds in 17 minutes of action vs. Northern Kentucky ... Scored five points in his debut as a Wildcat vs. UNC Asheville ... Selected by the media as a preseason All-SEC second team honoree ... Posted nine points and five rebounds in 15 minutes of action against Montevallo ... Totaled nine points and nine boards with a steal in 19 minutes of a win over Transylvania.

High School

Averaged 17.0 points, 11.0 rebounds and 4.3 blocks per game in his only season at Montverde Academy ... Johnson led his high school squad to a national championship at the National High School Invitational where he claimed MVP honors after logging 18 points and eight rebounds ... Johnson was a McDonald's All-American as well as a Jordan Brand Classic selection ... He notched 12 points and five rebounds in the McDonald's game, while pouring in eight points and snagging four rebounds at the Jordan Classic ... In addition to his high school accolades, Johnson suited up for Team USA Basketball's U17 squad in the summer of 2012 where he averaged 20 points and five boards a game for the world champions ... Johnson was rated as the No. 11 overall player by ESPN and the top player at his position ... Rivals ranked him as the No. 9 overall player and Scout listed him at No. 18.

Personal


Son of Makini Campbell ... Born Sept. 22, 1995 in Brooklyn, N.Y. ... Comes from a family of basketball players ... Mother played basketball at Long Island University ... An uncle (Kojo Campbell) suited up for Stony Brook, while a cousin (Michael Murray) played at Coppin State ... Has a brother, Kamani ... Chose Kentucky over Syracuse, Georgetown, Kansas, North Carolina and Ohio State.

Johnson's Career Highs

	Opponent	Date
Points	15 Two times	
FG Made	7 Two times	
FG Atts	10 Two times	
3FG Made	0	
3FG Atts	0	
FT Made	4 vs. Robert Morris	11/17/13

	Opponent	Date
FT Atts	7 vs. Florida	3/8/14
Rebounds	11 vs. LSU	3/14/14
Assists	2 vs. Connecticut	4/7/14
Steals	2 at Auburn	2/12/14
Blocks	4 vs. Ole Miss	2/4/14
Minutes	31 vs. Louisville	3/28/14

2014 - 2015 KENTUCKY MEN'S BASKETBALL



2013-14

Date	Opponent	Min	FG-A	3PT-A	FT-A	O-D-T	PF	A	TO	Blk	Stl	Pts
N. 8	UNC ASHEVILLE	9	2-5	0-0	1-2	0-1-1	4	0	0	0	0	5
N. 10	NORTHERN KENTUCKY	17	2-4	0-0	3-5	1-3-4	0	1	1	1	0	7
N. 12	vs. Michigan State [Chicago]	14	1-2	0-0	0-3	2-3-5	4	0	0	0	0	2
N. 17	ROBERT MORRIS	13	2-3	0-0	4-5	2-1-3	3	0	1	0	0	8
N. 19	UT ARLINGTON	13	4-7	0-0	0-2	4-4-8	1	0	1	1	0	8
N. 25	CLEVELAND STATE	7	0-0	0-0	0-0	1-1-2	1	0	0	0	0	0
N. 27	EASTERN MICHIGAN	10	4-5	0-0	2-4	4-3-7	2	0	0	0	0	10
D. 1	vs. Providence [Brooklyn]	4	0-1	0-0	1-2	1-2-3	2	0	1	0	0	1
D. 6	vs. Baylor [Arlington, Texas]	4	0-1	0-0	0-0	1-1-1	0	0	0	0	0	0
D. 10	BOISE STATE	11	0-0	0-0	0-0	0-1-1	1	0	0	0	0	0
D. 14	at North Carolina	7	1-4	0-0	0-0	2-1-3	3	0	1	0	0	2
D. 21	BELMONT					DNP						
D. 28	LOUISVILLE	8	0-1	0-0	0-0	1-1-1	0	1	0	0	0	0
J. 8	MISSISSIPPI STATE	8	4-4	0-0	0-2	1-0-1	1	0	0	0	0	8
J. 11	at Vanderbilt	9	1-2	0-0	2-2	1-0-1	3	0	1	0	0	4
J. 14	at Arkansas	9	1-2	0-0	2-4	2-2-4	2	1	0	1	0	4
J. 18	TENNESSEE	16	2-3	0-0	0-0	2-2-4	2	0	0	0	0	4
J. 21	TEXAS A&M	24	3-4	0-0	0-2	2-5-7	1	0	2	3	1	6
J. 25	GEORGIA	10	1-1	0-0	1-2	0-1-1	4	0	0	2	0	3
J. 28	at LSU	20	7-8	0-0	1-2	5-1-6	5	1	0	1	1	15
F. 1	at Missouri	11	1-3	0-0	0-1	0-1-1	4	0	1	0	0	2
F. 4	OLE MISS	9	2-4	0-0	1-2	1-1-2	1	0	1	4	0	5
F. 8	at Mississippi State	21	3-3	0-0	3-3	3-5-8	1	0	0	1	0	9
F. 12	at Auburn	21	4-10	0-0	0-1	7-1-8	1	1	0	1	2	8
F. 15	FLORIDA	13	1-2	0-0	0-1	0-2-2	3	0	1	0	0	2
F. 18	at Ole Miss	9	0-3	0-0	0-0	1-1-2	2	0	0	0	0	0
F. 22	LSU	12	1-2	0-0	2-2	2-1-3	3	0	2	0	0	4
F. 27	ARKANSAS	8	1-4	0-0	1-2	3-0-3	1	0	1	0	1	3
M. 1	at South Carolina	15	2-3	0-0	4-7	3-2-5	1	0	0	0	0	8
M. 4	ALABAMA	14	4-4	0-0	1-3	3-2-5	1	1	0	2	0	9
M. 8	at Florida	20	3-4	0-0	3-7	2-3-5	1	1	2	0	0	9
M. 14	vs. LSU [SEC]	25	4-6	0-0	1-2	4-7-11	4	0	0	3	0	9
M. 15	vs. Georgia [SEC]	23	3-6	0-0	0-4	3-5-8	2	0	3	0	1	6
M. 16	vs. Florida [SEC]	9	0-4	0-0	0-0	4-1-5	3	1	1	0	0	0
M. 21	vs. Kansas State [NCAA]	12	0-1	0-0	0-0	0-1-1	2	0	1	0	0	0
M. 23	vs. Wichita State [NCAA]	20	1-2	0-0	1-2	0-2-2	1	0	0	0	1	3
M. 28	vs. Louisville [NCAA]	31	7-10	0-0	1-2	3-3-6	2	0	1	0	0	15
M. 30	vs. Michigan [NCAA]	21	4-5	0-0	0-2	1-2-3	3	0	3	1	1	8
A. 5	vs. Wisconsin [NCAA]	18	4-6	0-0	2-3	5-2-7	3	1	0	0	0	10
A. 7	vs. Connecticut [NCAA]	25	2-5	0-0	1-4	2-2-4	1	2	0	2	1	5

JOHNSON'S STATS

Year	GP-S	Min.-Avg.	FG-A	Pct.	3FG-A	Pct.	FT-A	Pct.	Reb.-Avg.	PF-D	A	TO	Blk	Stl	Pts.-Avg
2013-14	39-18	550-14.1	82-144	.569	0-0	.000	38-85	.447	154-3.9	79-1	11	25	23	9	202-5.2
TOTAL	39-18	550-14.1	82-144	.569	0-0	.000	38-85	.447	154-3.9	79-1	11	25	23	9	202-5.2

TOD LANTER

6-2 · 190

G · SENIOR

LEXINGTON, KY

(GULF COAST
STATE CC)

CAT SCRATCHES

FULL NAME:

Samuel Tod Lanter III

TWITTER:

@tod_lanterIII

PARENTS:

Bo and Joy Lanter

DATE OF BIRTH:

Feb. 15, 1991

PLACE OF BIRTH:

Lexington, Ky.

HIGH SCHOOL COACH:

Carl Hutchinson

HIGHSCHOOLMASCOT:

Bulldogs

MAJOR:

Business - Marketing



2012-13

Academic All-SEC ... Saw action in six games ... Hauled in two rebounds in his first season with UK ... Played career-high three minutes against Mississippi State, grabbing two rebounds ... Saw first career action in SEC play with a minute at Tennessee ... Saw two minutes against Eastern Michigan ... Attempted first career 3-pointer against Portland ... Logged first career minutes against Lafayette ... Scored six points and pulled down three rebounds in Blue-White scrimmage ... Logged two minutes in exhibition against Northwood ... Saw three minutes of action against Transylvania.

Career Highlights

Played the 2010-11 season at Gulf Coast State CC, averaging 2.6 points and 1.2 rebounds ... Scored a career-high 16 points in his first collegiate game and shot 41.8 percent.

Personal

Born Feb. 15, 1991 in Lexington, Ky. ... Son of Bo and Joy Lanter ... Father played basketball at Kentucky (1980-82) ... Has two sisters, Kyndall and Baylee ... Sister, Kyndall, plays soccer at Southern Miss.

2013-14

Academic All-SEC ... Earned SEC Academic team honors for the second-straight season ... Notched a pair of rebounds in a minute of a win over Transylvania.

Lanter's Career Highs

	Opponent	Date		Opponent	Date
Points	0		FT Atts	0	
FG Made	0		Rebounds	2	vs. Mississippi State 2/27/13
FG Atts	1	Three times	Assists	0	
3FG Made	0		Steals	0	
3FG Atts	1	Two times	Blocks	0	
FT Made	0		Minutes	3	vs. Mississippi State 2/27/13



2012-13

Date	Opponent	Min	FG-A	3PT-A	FT-A	O-D-T	PF	A	TO	Blk	Stl	Pts
N. 16	LAFAYETTE	2	0-0	0-0	0-0	0-0-0	0	0	0	0	0	0
D. 8	PORTLAND	1	0-1	0-1	0-0	0-0-0	0	0	0	0	0	0
J. 2	EASTERN MICHIGAN	2	0-1	0-1	0-0	0-0-0	0	0	0	0	0	0
F. 16	at Tennessee	1	0-0	0-0	0-0	0-0-0	0	0	0	0	0	0
F. 27	MISSISSIPPI STATE	3	0-1	0-0	0-0	1-1-2	1	0	2	0	0	0
M. 7	at Georgia	0	0-0	0-0	0-0	0-0	0	0	0	0	0	0

2013-14

Date	Opponent	Min	FG-A	3PT-A	FT-A	O-D-T	PF	A	TO	Blk	Stl	Pts
												DNP

LANTER'S STATS

Year	GP-S	Min.-Avg.	FG-A	Pct.	3FG-A	Pct.	FT-A	Pct.	Reb.-Avg.	PF-D	A	TO	Blk	Stl	Pts.-Avg
2012-13	6-0	9-1.5	0-3	.000	0-2	.000	0-0	.000	2-0.3	1-0	0	2	0	0	0-0.0
2013-14	0-0	0-0.0	0-0	.000	0-0	.000	0-0	.000	0-0.0	0-0	0	0	0	0	0-0.0
TOTAL	6-0	9-1.5	0-3	.000	0-2	.000	0-0	.000	2-0.3	1-0	0	2	0	0	0-0.0

MARCUS LEE

6-9 · 220

F-SOPHOMORE
ANTIOCH, CALIF.
(DEERVALLEY)

CAT SCRATCHES

FULL NAME:
Marcus Andrew Lee

TWITTER:
@SuperKingMe

PARENTS:
Sheri and Ronnie Lee

DATE OF BIRTH:
Sept. 14, 1994

PLACE OF BIRTH:
San Francisco

HIGH SCHOOL COACH:
LeChet Phillips

HIGHSCHOOLMASCOT:
Wolverines

MAJOR:
Undergraduate Studies



2013-14

Midwest Region NCAA All-Tournament Team ... Saw action in 25 games and made four starts in his freshman season ... Averaged 2.4 points and 1.4 rebounds per game ... Earned Midwest Region NCAA All-Tournament team accolades after pouring in 10 points and hauling in eight rebounds in a Sweet 16 win over Michigan ... Tallied four points on two dunks in UK's 74-73 win over Wisconsin in the Final Four ... Delivered his best performance of the season to help UK advance past Michigan in the Elite Eight, scoring 10 points, grabbing eight boards, including seven offensive, and swatting two shots in 15 minutes of action ... Had a put-back dunk in two minutes of a win over LSU ... Scored on a dunk in nine minutes of action vs. Missouri ... Scored on a put-back

and added a rebound in a win over Georgia ... Had an assist in the win over Mississippi State ... Tallied 10 points and three blocks in UK's win over UT Arlington ... Made his first career start against Robert Morris ... Pulled down six rebounds in UK's win over Northern Kentucky ... Ranked second on the team with 17 points in collegiate debut vs. UNC Asheville ... Scored three points and added a pair of rebounds in a win over Transylvania ... Sunk a pair of free throws and added two rebounds in three minutes of action in a win over Montevallo.

High School

Notched 17.7 points, 19.5 rebounds and 6.7 blocks per game in his senior season at Deer Valley ... Also an exceptional volleyball player who helped lead his team to a sectional title as a senior ... Averaged 13.9 points, 13.1 rebounds, 9.1 blocks and 1.3 steals as a junior ... In his first AAU competition he registered a triple-double that was highlighted by 11 blocked shots ... Ranked as the No. 17 overall player and the No. 5 power forward in his class by Rivals ... ESPN Recruiting had him rated as the No. 30 overall prospect and the ninth-best power forward ... Scout had him tabbed as the No. 40 overall player and the No. 3 center ... Joined teammates Aaron and Andrew Harrison, Dakari Johnson, Julius Randle and James Young at the Jordan Brand and McDonald's High School All-America games.

Personal


Son of Sherri and Ronnie Lee ... Born Sept. 14, 1994 in San Francisco ... Has three brothers, Bryan, Robert and Chris ... Chose Kentucky over Cal, Louisville and Duke.

Lee's Career Highs

	Points	FG Made	FG Atts	3FG Made	3FG Atts	FT Made	Opponent	Date
Points	17	7	8	0	0	3	vs. UNC Asheville	11/18/13
FG Made	7	7	8	0	0	3	vs. UNC Asheville	11/18/13
FG Atts	8	7	8	0	0	3	vs. UNC Asheville	11/18/13
3FG Made	0	0	0	0	0	0	vs. UNC Asheville	11/18/13
3FG Atts	0	0	0	0	0	0	vs. UNC Asheville	11/18/13
FT Made	3	0	0	0	0	0	vs. UNC Asheville	11/18/13

	FT Atts	Rebounds	Assists	Steals	Blocks	Minutes	Opponent	Date
FT Atts	7	8	1	0	3	15	vs. UNC Asheville	11/18/13
Rebounds	7	8	1	0	3	15	vs. Michigan	3/30/14
Assists	7	8	1	0	3	15	Two times	
Steals	7	8	1	0	3	15	Two times	
Blocks	7	8	1	0	3	15	vs. UT Arlington	11/19/13
Minutes	7	8	1	0	3	15	Two times	

2014 - 2015 KENTUCKY MEN'S BASKETBALL



2013-14

Date	Opponent	Min	FG-A	3PT-A	FT-A	O-D-T	PF	A	TO	Blk	Stl	Pts
N. 8	UNC ASHEVILLE	15	7-8	0-0	3-7	1-0-1	1	0	0	0	0	17
N. 10	NORTHERN KENTUCKY	14	1-2	0-0	1-2	3-3-6	0	0	1	2	0	3
N. 12	vs. Michigan State [Chicago]	1	0-0	0-0	0-0	0-1-1	0	0	0	0	0	0
N. 17	ROBERT MORRIS	10	1-1	0-0	0-0	2-1-3	2	1	0	2	0	2
N. 19	UT ARLINGTON	12	4-5	0-0	2-2	2-0-2	2	0	0	3	0	10
N. 25	CLEVELAND STATE	4	1-2	0-0	0-0	0-1-1	1	0	0	1	0	2
N. 27	EASTERN MICHIGAN	8	1-3	0-0	0-0	1-2-3	0	0	0	1	0	2
D. 1	vs. Providence [Brooklyn]	0+	0-0	0-0	0-0	0-0-0	0	0	0	0	0	0
D. 6	vs. Baylor [Arlington, Texas]	4	0-0	0-0	0-1	0-2-2	2	0	0	0	0	0
D. 10	BOISE STATE					DNP						
D. 14	at North Carolina					DNP						
D. 21	BELMONT	10	0-1	0-0	0-0	1-1-2	0	0	1	0	0	0
D. 28	LOUISVILLE					DNP						
J. 8	MISSISSIPPI STATE	5	1-2	0-0	0-0	0-0-0	0	1	0	1	0	2
J. 11	at Vanderbilt					DNP						
J. 14	at Arkansas	10	0-0	0-0	1-4	0-1-1	2	0	0	0	0	1
J. 18	TENNESSEE					DNP						
J. 21	TEXAS A&M	3	0-0	0-0	0-0	0-0-0	0	0	0	0	0	0
J. 25	GEORGIA	3	1-2	0-0	0-0	1-0-1	0	0	0	0	0	2
J. 28	at LSU					DNP						
F. 1	at Missouri	9	1-1	0-0	0-0	0-1-1	1	0	0	1	0	2
F. 4	OLE MISS	1	0-0	0-0	0-0	0-0-0	0	0	0	0	0	0
F. 8	at Mississippi State					DNP						
F. 12	at Auburn					DNP						
F. 15	FLORIDA					DNP						
F. 18	at Ole Miss					DNP						
F. 22	LSU	2	1-1	0-0	0-0	1-0-1	1	0	0	0	0	2
F. 27	ARKANSAS	4	0-2	0-0	0-0	1-0-1	1	0	1	0	0	0
M. 1	at South Carolina	2	0-0	0-0	0-0	0-0-0	0	0	0	0	0	0
M. 4	ALABAMA					DNP						
M. 8	at Florida					DNP						
M. 14	vs. LSU [SEC]					DNP						
M. 15	vs. Georgia [SEC]	6	0-2	0-0	0-0	1-0-1	2	0	0	0	0	0
M. 16	vs. Florida [SEC]	2	0-0	0-0	0-0	0-0-0	1	0	1	0	0	0
M. 21	vs. Kansas State [NCAA]					DNP						
M. 23	vs. Wichita State [NCAA]					DNP						
M. 28	vs. Louisville [NCAA]	1	0-0	0-0	0-0	0-0-0	1	0	0	0	0	0
M. 30	vs. Michigan [NCAA]	15	5-7	0-0	0-0	7-1-8	0	0	0	2	0	10
A. 5	vs. Wisconsin [NCAA]	10	2-3	0-0	0-0	0-1-1	1	0	0	1	0	4
A. 7	vs. Connecticut [NCAA]	6	0-0	0-0	0-0	0-0-0	1	0	0	0	0	0

LEE'S STATS

Year	GP-S	Min.-Avg.	FG-A	Pct.	3FG-A	Pct.	FT-A	Pct.	Reb.-Avg.	PF-D	A	TO	Blk	Stl	Pts.-Avg
2013-14	25-4	157-6.3	26-42	.619	0-0	.000	7-16	.438	36-1.4	19-0	2	4	14	0	59-2.4
TOTAL	25-4	157-6.3	26-42	.619	0-0	.000	7-16	.438	36-1.4	19-0	2	4	14	0	59-2.4

BRIAN LONG

5-9 · 155

G · SENIOR

DUMONT, N.J.

(RIVER DELL)

CAT SCRATCHES

FULL NAME:
Brian Long

TWITTER:
@brianlong32

PARENTS:
Brian and
Patricia Long

DATE OF BIRTH:
April 2, 1992

PLACE OF BIRTH:
Dumont, N.J.

HIGH SCHOOL COACH:
Brian Long

HIGHSCHOOLMASCOT:
Hawks

MAJOR:
Communications



2013-14

Academic All-SEC ... Earned All-SEC Academic team honors for the third consecutive year ... Appeared in UK's SEC Tournament victory over Georgia ... Saw a minute of action in a win over Transylvania.

2012-13

Academic All-SEC ... Appeared in three games in his sophomore season ... Registered his first career steal in a win over Mississippi State, while also attempting a pair of field goals ... Saw two minutes against Eastern Michigan ... Logged a pair of minutes against Lafayette ... Logged two minutes in exhibition against Northwood ... Saw three minutes of action against Transylvania.

2011-12

Academic All-SEC ... Saw action in 12 games ... Made an appearance in UK's opening NCAA Tournament victory over WKU ... Saw action in a win over Georgia ... Logged his first action in conference play in the win over Ole Miss ... Played in one minute of a victory over Lamar ... Logged a minute of action in a win over Loyola ... Appeared in the Samford win logging one minute ... Saw two minutes of action in a win over Chattanooga ... Played in two minutes of UK's win over St. John's ... Pulled down a defensive rebound in two minutes of action in a win over Portland ... Saw the floor for two minutes in a win over Radford ... Tallied his first career points with a 2-for-4 showing at the free throw line in a win over Penn State ... Also pulled down his first career rebound in that victory ... Saw his first career action in a UK victory over Marist ... Made two appearances in the exhibition contests ... Played seven minutes in the win over Morehouse and pulled down one rebound.

High School

Averaged 9.6 pts. and 5.0 assists per game in senior season at River Dell High School ... Named First Team All-Conference Big North ... Honorable Mention All-County (Bergen County) ... Helped lead team to state playoffs ... As a junior, averaged 9.0 pts. and 4.0 assists per game ... Named Second Team All-League (Bergen County scholastic League).

Personal

Born April 2, 1992 in Dumont, N.J. ... Son of Brian and Patricia Long ... Has two brothers, Keith and Travis, and a sister, Ashleigh ... Both brothers played college basketball, Keith at UNLV and Travis at Memphis ... Father played basketball at Creighton.

Long's Career Highs

	Points	Opponent	Date	FT Atts	Opponent	Date
Points	2	vs. Penn State	11/19/11	4	vs. Penn State	11/19/11
FG Made	0			Rebounds	1 Two times	
FG Atts	2	vs. Mississippi State	2/27/13	Assists	0	
3FG Made	0			Steals	1 vs. Mississippi State	2/27/13
3FG Atts	1	vs. Lafayette	11/16/12	Blocks	0	
FT Made	2	vs. Penn State	11/19/11	Minutes	4 vs. Penn State	11/19/11

2014 - 2015 KENTUCKY MEN'S BASKETBALL

NATIONAL CHAMPIONS
1958

NATIONAL CHAMPIONS
19



2012-13

Date	Opponent	Min	FG-A	3PT-A	FT-A	O-D-T	PF	A	TO	Blk	Stl	Pts
N. 16	LAFAYETTE	2	0-1	0-1	0-0	0-0-0	0	0	0	0	0	0
J. 2	EASTERN MICHIGAN	2	0-0	0-0	0-0	0-0-0	0	0	0	0	0	0
F. 27	MISSISSIPPI STATE	2	0-2	0-0	0-0	0-0-0	0	0	0	0	1	0

2011-12

Date	Opponent	Min	FG-A	3PT-A	FT-A	O-D-T	PF	A	TO	Blk	Stl	Pts
N. 11	MARIST	1	0-0	0-0	0-0	0-0-0	0	0	0	0	0	0
N. 19	vs. Penn State [Uncasville, Conn.]	4	0-0	0-0	2-4	1-0-1	0	0	0	0	0	2
N. 23	RADFORD	2	0-0	0-0	0-0	0-0-0	0	0	0	0	0	0
N. 26	PORTLAND	2	0-1	0-0	0-0	0-1-1	0	0	0	0	0	0
D. 1	ST. JOHN'S	2	0-0	0-0	0-0	0-0-0	0	0	0	0	0	0
D. 17	CHATTANOOGA	1	0-0	0-0	0-0	0-0-0	0	0	0	0	0	0
D. 20	SAMFORD	1	0-0	0-0	0-0	0-0-0	0	0	0	0	0	0
D. 22	LOYOLA	1	0-0	0-0	0-0	0-0-0	0	0	0	0	0	0
D. 28	LAMAR	1	0-0	0-0	0-0	0-0-0	0	0	0	0	0	0
F. 18	OLE MISS	1	0-0	0-0	0-0	0-0-0	0	0	0	0	0	0
M. 1	GEORGIA	1	0-0	0-0	0-0	0-0-0	0	0	0	0	0	0
M. 15	vs. WKU [NCAA]	0+	0-0	0-0	0-0	0-0-0	0	0	0	0	0	0

2013-14

Date	Opponent	Min	FG-A	3PT-A	FT-A	O-D-T	PF	A	TO	Blk	Stl	Pts
M. 15	vs. Georgia [SEC]	1	0-0	0-0	0-0	0-0-0	0	0	0	0	0	0

LONG'S STATS

Year	GP-S	Min.-Avg.	FG-A	Pct.	3FG-A	Pct.	FT-A	Pct.	Reb.-Avg.	PF-D	A	TO	Blk	Stl	Pts.-Avg
2011-12	12-0	17-1.4	0-1	.000	0-0	.000	2-4	.500	2-0.2	0-0	0	0	0	0	2-0.2
2012-13	3-0	6-2.0	0-3	.000	0-1	.000	0-0	.000	0-0.0	0-0	0	0	0	1	0-0.0
2013-14	1-0	1-1.0	0-0	.000	0-0	.000	0-0	.000	0-0.0	0-0	0	0	0	0	0-0.0
TOTAL	16-0	24-1.5	0-4	.000	0-1	.000	2-4	.500	2-0.1	0-0	0	0	0	1	2-0.1

SAM MALONE

5-11 · 185

G · SENIOR
SCITUATE, MASS.
(SCITUATE)

CAT SCRATCHES

FULL NAME:
Sam Malone

TWITTER:
@SamMaloneuk13

PARENTS:
Joe and Linda
Malone

DATE OF BIRTH:
Dec. 6, 1991

PLACE OF BIRTH:
Boston

HIGH SCHOOL COACH:
Matt Poirier

HIGHSCHOOLMASCOT:
Sailors

MAJOR:
Business - Marketing



2013-14

Academic All-SEC ... Earned All-SEC Academic team honors for the third consecutive year ... Claimed the 69 Award for the top GPA at the Final Four ... Saw his first action of the season in an SEC Tournament win over LSU ... Scored on a drive in one minute of action in the win over Transylvania.

2012-13

Academic All-SEC ... Saw action in three games in his sophomore season ... Hauled in a career-high two rebounds in a win over Eastern Michigan ... Grabbed a rebound in three minutes against Mississippi State ... Posted two minutes against Eastern Mich-

igan, grabbing two rebounds ... Tallied first minute of the regular season against Portland ... Logged two minutes in exhibition against Northwood ... Saw three minutes of action against Transylvania, scoring a bucket only his only shot.

2011-12

Academic All-SEC ... Suffered a torn ACL in the Chattanooga game and missed the remainder of the season after playing in six games prior to the injury ... Saw action for three minutes in a win over Chattanooga ... Registered an assist in UK's victory over St. John's ... Appeared in UK's win over Portland ... Scored on a fast-break lay-up and pulled down a pair of rebounds in a win over Radford ... Played in a career-high four minutes in a win over Penn State ... Poured in four points in UK's season-opening victory over Marist ... Saw action in both of UK's exhibition games ... Played seven minutes, scoring two points, pulling down one rebound and swatting one shot in the win over Morehouse.

High School

Averaged 14.0 pts, 9.0 assists and 4.0 steals as a senior at Scituate HS ... Named a 2011 League All-Star ... Helped lead The Tilton School (N.H.) to a 2009 National Prep title ... 2008 state finalist with Tilton High School.

Personal

Born Dec. 6, 1991 in Boston ... Son of Joe and Linda Malone ... Has two brothers, Joe Jr. and Charlie and a sister, Carolyn.

Malone's Career Highs

	Opponent	Date	FT Made	Opponent	Date
Points	4 vs. Marist	11/11/11	0		
FG Made	2 vs. Marist	11/11/11	0		
FG Atts	2 Two times		0	Two times	
3FG Made	0		0	1 vs. St. John's	12/1/11
3FG Atts	0		0	0	
			0	0	
			4	vs. Penn State	11/19/11

2014 - 2015 KENTUCKY MEN'S BASKETBALL



2012-13

Date	Opponent	Min	FG-A	3PT-A	FT-A	O-D-T	PF	A	TO	Blk	Stl	Pts
D. 8	PORTLAND	1	0-0	0-0	0-0	0-0-0	0	0	0	0	0	0
J. 2	EASTERN MICHIGAN	2	0-0	0-0	0-0	0-2-2	0	0	2	0	0	0
F. 27	MISSISSIPPI STATE	3	0-0	0-0	0-0	1-0-1	0	0	0	0	1	0

2011-12

Date	Opponent	Min	FG-A	3PT-A	FT-A	O-D-T	PF	A	TO	Blk	Stl	Pts
N. 11	MARIST	1	2-2	0-0	0-0	0-0-0	0	0	0	0	0	4
N. 19	vs. Penn State [Uncasville, Conn.]	4	0-1	0-0	0-0	0-0-0	0	0	0	0	0	0
N. 23	RADFORD	2	1-2	0-0	0-0	0-2-2	0	0	1	0	0	2
N. 26	PORTLAND	1	0-0	0-0	0-0	0-0-0	0	0	0	0	0	0
D. 1	ST. JOHN'S	2	0-1	0-0	0-0	0-0-0	0	1	1	0	0	0
D. 17	CHATTANOOGA	3	0-0	0-0	0-0	0-0-0	0	0	2	0	0	0

2013-14

Date	Opponent	Min	FG-A	3PT-A	FT-A	O-D-T	PF	A	TO	Blk	Stl	Pts
M. 14	vs. LSU [SEC]	0+	0-0	0-0	0-0	0-0-0	0	0	0	0	0	0

MALONE'S STATS

Year	GP-S	Min.-Avg.	FG-A	Pct.	3FG-A	Pct.	FT-A	Pct.	Reb.-Avg.	PF-D	A	TO	Blk	Stl	Pts.-Avg
2011-12	6-0	13-2.2	3-6	.500	0-0	.000	0-0	.000	2-0.3	0-0	1	4	0	0	6-1.0
2012-13	3-0	6-2.0	0-0	.000	0-0	.000	0-0	.000	3-1.0	0-0	0	2	0	0	0-0.0
2013-14	1-0	0-0.0	0-0	.000	0-0	.000	0-0	.000	0-0.0	0-0	0	0	0	0	0-0.0
TOTAL	10-0	19-1.9	3-6	.500	0-0	.000	0-0	.000	5-0.5	0-0	1	6	0	0	6-0.6

ALEX POYTHRESS

6-8 · 235

F · JUNIOR

CLARKSVILLE, TENN.
(NORTHEAST)

CAT SCRATCHES

FULL NAME:

Alexander Antoine Poythress

TWITTER:

@AlextheGreat22

PARENTS:

Regina Poythress
and Antoine Poythress

DATE OF BIRTH:

Sept. 6, 1993

PLACE OF BIRTH:

Savannah, Ga.

HIGH SCHOOL COACH:

Al Cooper

HIGHSCHOOLMASCOT:

Eagles

MAJOR:

Business - Marketing



2013-14

Academic All-SEC ... Appeared in all 40 contests for UK and served as the team's sixth-man ... Averaged 5.9 points and 4.5 rebounds per game ... Scored eight points and pulled down seven rebounds in 29 minutes of action to push UK past Wisconsin in the Final Four ... Delivered eight points to help UK move past Michigan in the Elite Eight ... Scored six points in the final five minutes of the game to help UK secure a comeback win over Louisville in the Sweet 16 ... Tallied six points as UK knocked off Wichita State ... Notched 10 points and seven rebounds in UK's win over Ole Miss ... Scored 10 points and pulled down seven rebounds at LSU ... Tallied 11 points and five rebounds in UK's win over Georgia ... Recorded a season-high 16 points, including shooting 8-of-9 from the charity stripe, and pulled down five boards in UK's win over Texas A&M ... Scored 12 points and grabbed six rebounds in 32 minutes of action at Arkansas ... Tallied nine points and four boards in UK's win at Vanderbilt ... Notched 12 points which included five dunks in UK's win over Mississippi State ... Scored seven points and hauled in five boards in a win vs. Louisville ... Pulled down eight rebounds on the road at North Carolina ... Grabbed six rebounds in UK's win over Eastern Michigan ... Tallied seven points and seven rebounds to help UK overcome Cleveland State ... Passed out a career-high three assists in a win over Robert Morris ... In 27 minutes of action vs. Michigan State, scored seven points and pulled down 12 rebounds ... Recorded nine points and seven rebounds in a win over Northern Kentucky ... Registered a double-double effort with 10 points and a career-high 13 rebounds in season-opening victory over UNC Asheville ... Notched a pair of rebounds in a minute of a win over Transylvania.

2012-13

Academic All-SEC ... SEC Freshman of the Week (11/19) ... Freshman All-SEC ... Appeared in all 33 games, making 31 starts ... Ranked second on the team with 11.2 points, while also hauling in an average of 6.0 rebounds per outing ... Tallied nine points and career-high 12 rebounds in win over Florida ... Recorded 16 points and eight rebounds in win over Mississippi State ... Posted 21 points and seven rebounds in career-high 40 minutes against Missouri ... Grabbed nine rebounds in win over South Carolina ... Was 5-of-6 from the free throw line in win at Texas A&M ... Scored 15 points, while grabbing seven rebounds in win at Ole Miss ... Tallied first career 20-10 game against LSU with 20 points and a career-high 12 rebounds ... Posted 12 points and seven rebounds in win at Auburn ... Scored 10 points while grabbing eight rebounds in 24 minutes against Tennessee ... Totaled 12 points and six rebounds in 21 minutes against Texas A&M ... Posted seven points, six rebounds in SEC debut at Vanderbilt ... Tallied 16 points and five boards against Eastern Michigan ... Logged nine points and nine rebounds in win over Marshall ... Recorded game-high 15 points to go with six rebounds and two blocks against Portland ... Totaled 16 points and eight rebounds in win over Samford ... Had 13 points and a career-high two blocks vs. Baylor ... Became first Wildcat to have four-straight 20-point games since Jodie Meeks in the 2008-09 season ... First UK freshman to record four-straight 20-point games since Dwight Anderson in 1978-79 season ... Tied career-high 22 points against LIU Brooklyn while grabbing a career-high nine rebounds ... Tallied 20 points, including 8-8 from the FT line, and eight rebounds against Morehead State ... Scored a career-high 22 points against Lafayette ... Posted then career-highs in points (20), rebounds (7) and minutes played (37) against Duke ... In collegiate debut against Maryland, tallied eight points and seven rebounds.

High School

Named Tennessee's Mr. Basketball and was also named Gatorade State Player of the Year ... Earned Parade and McDonalds All-America honors ... Seventh overall player and the No. 3 small forward by Scout.com ... Rated eighth overall and No. 2 at his position by Rivals.com ... ESPN recruiting ranked him 13th overall and No. 3 at his position.

Personal

Son of Regina and Antoine Poythress ... Chose Kentucky over Florida, Memphis, Vanderbilt and Western Kentucky ... Has two sisters, Alexis and Lisa ... Twin sister Alexis also attends UK ... Born Sept. 6, 1993 in Savannah, Ga.

2014 - 2015 KENTUCKY MEN'S BASKETBALL



2012-13

Date	Opponent	Min	FG-A	3PT-A	FT-A	O-D-T	PF	A	TO	Blk	Stl	Pts
N. 9	vs. Maryland [Brooklyn]	23	3-8	0-0	2-4	4-3-7	4	0	3	0	0	8
N. 13	vs. Duke [Atlanta]	37	9-12	1-2	1-2	5-3-8	2	0	2	0	0	20
N. 16	LAFAYETTE	23	9-10	0-0	4-5	1-4-5	0	0	2	1	1	22
N. 21	MOREHEAD STATE	38	6-12	0-0	8-8	3-5-8	1	0	2	0	0	20
N. 23	LIU BROOKLYN	29	9-11	0-0	4-6	0-9-9	4	1	2	0	0	22
N. 29	at Notre Dame	23	1-1	0-0	1-3	0-2-2	4	1	3	1	0	3
D. 1	BAYLOR	34	6-10	1-2	0-1	5-1-6	2	2	5	2	1	13
D. 4	SAMFORD	27	7-9	2-3	0-0	2-6-8	2	1	5	1	0	16
D. 8	PORTLAND	29	6-8	1-2	2-4	1-5-6	1	0	3	2	0	15
D. 15	LIPSCOMB	25	2-8	0-2	7-10	2-2-4	2	0	2	0	0	11
D. 22	MARSHALL	21	3-5	0-0	3-4	5-4-9	5	1	2	1	0	9
D. 29	at Louisville	15	2-4	1-2	2-6	1-4-5	2	0	2	0	0	7
J. 2	EASTERN MICHIGAN	23	5-8	0-2	6-8	2-3-5	3	1	2	0	0	16
J. 10	at Vanderbilt	23	2-3	0-1	3-4	0-6-6	5	0	4	1	0	7
J. 12	TEXAS A&M	21	4-8	1-1	3-3	3-3-6	0	1	0	0	0	12
J. 15	TENNESSEE	24	3-5	2-2	2-2	1-7-8	1	1	2	0	0	10
J. 19	at Auburn	29	3-7	0-0	6-8	3-4-7	1	0	3	0	1	12
J. 22	at Alabama	15	2-3	0-0	2-2	1-4-5	5	0	2	0	0	6
J. 26	LSU	30	6-9	0-0	8-10	4-8-12	3	0	1	0	1	20
J. 29	at Ole Miss	20	6-9	1-2	2-4	1-6-7	4	0	1	0	0	15
F. 2	at Texas A&M	27	0-3	0-1	5-6	0-4-4	4	0	1	0	0	5
F. 5	SOUTH CAROLINA	21	2-5	0-0	3-3	2-7-9	4	0	4	1	1	7
F. 9	AUBURN	27	3-5	0-1	2-2	1-1-2	4	2	2	0	1	8
F. 12	at Florida	29	1-9	0-1	3-5	2-2-4	0	2	3	0	2	5
F. 16	at Tennessee	20	2-4	0-0	0-1	1-1-2	5	0	1	0	0	4
F. 20	VANDERBILT	27	3-9	0-1	1-3	1-3-4	2	0	0	0	0	7
F. 23	MISSOURI	40	8-10	1-1	4-6	2-5-7	3	2	0	1	0	21
F. 27	MISSISSIPPI STATE	28	7-11	1-2	1-2	2-6-8	1	1	1	1	0	16
M. 2	at Arkansas	17	3-3	1-1	2-2	1-3-4	5	0	3	0	0	9
M. 7	at Georgia	19	1-3	0-1	2-3	1-3-4	5	3	0	0	1	4
M. 9	FLORIDA	32	4-7	0-1	1-2	3-9-12	1	2	1	0	0	9
M. 15	vs. Vanderbilt [SEC]	29	2-3	1-1	1-3	2-2-4	2	0	0	1	0	6
M. 19	at Robert Morris [NIT]	27	3-7	0-1	0-0	0-2-2	1	1	2	1	0	6

2013-14

Date	Opponent	Min	FG-A	3PT-A	FT-A	O-D-T	PF	A	TO	Blk	Stl	Pts
N. 8	UNC ASHEVILLE	21	5-9	0-1	0-1	6-7-13	2	0	0	0	0	10
N. 10	NORTHERN KENTUCKY	20	4-7	1-2	0-0	1-6-7	1	2	0	0	1	9
N. 12	vs. Michigan State [Chicago]	27	2-6	0-2	3-4	7-5-12	2	0	1	3	0	7
N. 17	ROBERT MORRIS	12	1-5	0-1	0-2	2-2-4	2	3	2	0	1	2
N. 19	UT ARLINGTON	15	0-2	0-0	0-2	1-3-4	2	1	0	1	0	0
N. 25	CLEVELAND STATE	15	2-6	1-2	2-2	3-4-7	1	0	1	1	0	7
N. 27	EASTERN MICHIGAN	23	1-1	0-0	1-2	2-4-6	1	0	2	0	1	3
D. 1	vs. Providence [Brooklyn]	15	2-3	1-1	0-0	0-1-1	1	0	2	2	0	5
D. 6	vs. Baylor [Arlington, Texas]	6	0-1	0-0	0-2	1-1-2	3	0	1	0	0	0
D. 10	BOISE STATE	17	0-1	0-0	0-0	2-1-3	2	1	0	0	0	0
D. 14	at North Carolina	24	2-4	0-1	2-3	5-3-8	5	0	1	1	0	6
D. 21	BELMONT	18	3-6	1-1	0-0	1-4-5	1	1	0	0	0	7
D. 28	LOUISVILLE	21	3-4	0-0	1-2	1-4-5	3	0	0	0	0	7
J. 8	MISSISSIPPI STATE	22	5-6	0-0	2-2	1-3-4	2	2	2	3	0	12
J. 11	at Vanderbilt	19	4-7	0-1	1-3	2-2-4	0	0	1	1	0	9
J. 14	at Arkansas	32	5-7	0-0	2-2	1-5-6	4	0	0	2	0	12
J. 18	TENNESSEE	21	1-4	0-2	2-2	1-2-3	1	2	1	2	0	4
J. 21	TEXAS A&M	25	4-7	0-1	8-9	1-4-5	2	0	3	2	0	16
J. 25	GEORGIA	16	3-5	0-0	5-8	1-4-5	3	1	2	0	0	11
J. 28	at LSU	17	4-8	0-0	2-2	5-2-7	3	0	3	1	0	10
F. 1	at Missouri	16	3-5	1-1	0-0	1-2-3	4	0	2	1	0	7
F. 4	OLE MISS	20	5-9	0-0	0-1	3-4-7	2	0	0	1	0	10
F. 8	at Mississippi State	15	1-4	0-1	4-5	2-2-4	1	0	0	1	0	6
F. 12	at Auburn	19	1-4	0-0	4-8	2-5-7	3	0	0	0	1	6
F. 15	FLORIDA	11	0-2	0-1	0-0	1-1-2	1	0	1	0	0	0
F. 18	at Ole Miss	15	2-2	1-1	0-0	0-3-3	2	1	1	0	1	5
F. 22	LSU	13	3-5	0-1	0-0	1-0-1	2	0	0	1	1	6
F. 27	ARKANSAS	24	0-3	0-0	1-2	2-4-6	2	0	1	0	2	1
M. 1	at South Carolina	22	1-7	0-1	0-0	5-2-7	3	2	0	1	0	2
M. 4	ALABAMA	18	0-3	0-2	3-4	0-1-1	1	0	3	1	0	3
M. 8	at Florida	24	2-5	0-2	0-0	0-1-1	3	0	0	0	1	4
M. 14	vs. LSU [SEC]	13	1-1	1-1	2-2	1-1-2	5	0	3	0	1	5
M. 15	vs. Georgia [SEC]	15	0-2	0-1	0-0	0-1-1	3	0	0	0	0	0
M. 16	vs. Florida [SEC]	13	3-4	0-0	1-1	1-1-2	2	0	2	1	1	7
M. 21	vs. Kansas State [NCAA]	17	1-4	1-3	0-0	1-1-2	0	0	0	0	0	3
M. 23	vs. Wichita State [NCAA]	15	3-4	0-1	0-0	1-1-2	2	0	0	1	0	6
M. 28	vs. Louisville [NCAA]	14	2-2	0-0	2-3	2-2-4	1	0	1	1	1	6
M. 30	vs. Michigan [NCAA]	18	3-3	0-0	2-4	2-1-3	1	1	1	1	0	8
A. 5	vs. Wisconsin [NCAA]	29	4-4	0-0	0-1	1-6-7	2	0	0	0	0	8
A. 7	vs. Connecticut [NCAA]	17	2-5	0-2	0-1	2-3-5	4	0	1	0	0	4

Poythress' Career Highs

	Opponent	Date
Points	22	Two times
FG Made	9	Three times
FG Atts	12	Two times
3FG Made	2	vs. Samford 12/4/12
3FG Atts	3	vs. Samford 12/4/12
FT Made	8	Three times
FT Atts	10	Two times
Rebounds	13	vs. UNC Asheville 11/18/13
Assists	3	Two times 3/7/13
Steals	2	vs. Arkansas 2/27/14
Blocks	3	Two times
Minutes	40	vs. Missouri 2/23/13

POYTHRESS' STATS

Year	GP-S	Min.-Avg.	FG-A	Pct.	3FG-A	Pct.	FT-A	Pct.	Reb.-Avg.	PF-D	A	TO	Blk	Stl	Pts.-Avg
2012-13	33-31	852-25.8	133-229	.581	14-33	.424	91-132	.689	199-6.0	88-6	22	66	14	9	371-11.2
2013-14	40-0	734-18.4	88-177	.497	8-33	.242	50-80	.625	181-4.5	85-2	17	38	29	12	234-5.9
TOTAL	73-31	1586-21.7	221-406	.544	22-66	.333	141-212	.665	380-5.2	173-8	39	104	43	21	605-8.3

DEREK WILLIS

6-9 · 220

F-SOPHOMORE

MT.WASHINGTON,KY.

(BULLITTEAST)

CAT SCRATCHES

FULL NAME:

Derek Xavier Willis

TWITTER:

@derek_willis33

PARENTS:

Del and Trudy
Willis

DATE OF BIRTH:

June 21, 1995

PLACE OF BIRTH:

Louisville, Ky.

HIGH SCHOOL COACH:

Troy Barr

HIGHSCHOOLMASCOT:

Chargers

MAJOR:

Undergraduate Studies



2013-14

Appeared in 14 games as a freshman ... Poured in 16 points and added eight rebounds ... Scored a bucket and pulled down two rebounds in Kentucky's win over Georgia ... Hauled in a rebound in the win over Missis-

sippi State ... Tallied six points, draining four free throws, in Kentucky's win over Robert Morris ... Knocked down a three and three free throws in UK's win over Northern Kentucky ... Scored two points off free throws in collegiate debut vs. UNC Asheville ... Averaged 4.0 points and 2.0 rebounds in two UK exhibition victories ... Totaled six points in 10 minutes of a win over Transylvania ... Scored two points and added four rebounds in the win over Montevallo.

High School

Scored 17.4 points and hauled in 9.4 rebounds per game as a senior ... Averaged 18.0 points and 9.3 rebounds while leading his team to the Sweet 16 in Rupp Arena as a junior ... Won two 6th Regional titles ... The first player to commit to the 2013-14 class ... Rivals tabbed Willis as the No. 25 power forward, while Scout ranked him at No. 27 ... ESPN Recruiting rated him at No. 37 at his position ... Appeared in the Derby Classic and the Kentucky-Indiana All-Stars games along with teammate Dominique Hawkins.

Personal

Son of Trudy and Del Willis ... Born June 21, 1995 in Louisville, Ky. ... Has two sisters, Ashley and Kylee and one brother Taylor ... Chose Kentucky over Indiana, Louisville and Purdue.

Willis' Career Highs

	Opponent	Date		Opponent	Date
Points	6	Two times	FT Atts	6	vs. UNC Asheville 11/18/13
FG Made	1	Three times	Rebounds	3	vs. Georgia 1/25/14
FG Atts	2	Two times	Assists	0	
3FG Made	1	vs. Northern Kentucky 11/1/13	Steals	1	vs. Vanderbilt 1/11/14
3FG Atts	2	Two times	Blocks	0	
FT Made	4	vs. Robert Morris 11/17/13	Minutes	6	Three times

2014 - 2015 KENTUCKY MEN'S BASKETBALL



2013-14

Date	Opponent	Min	FG-A	3PT-A	FT-A	O-D-T	PF	A	TO	Blk	Stl	Pts
N. 8	UNC ASHEVILLE	4	0-0	0-0	2-2	0-0-0	0	0	1	0	0	2
N. 10	NORTHERN KENTUCKY	6	1-2	1-2	3-6	0-2-2	0	0	2	0	0	6
N. 12	vs. Michigan State [Chicago]					DNP						
N. 17	ROBERT MORRIS	4	1-2	0-0	4-4	0-1-1	0	0	0	0	0	6
N. 19	UT ARLINGTON	2	0-0	0-0	0-0	0-0-0	0	0	0	0	0	0
N. 25	CLEVELAND STATE					DNP						
N. 27	EASTERN MICHIGAN					DNP						
D. 1	vs. Providence [Brooklyn]	1	0-0	0-0	0-0	0-0-0	0	0	0	0	0	0
D. 6	vs. Baylor [Arlington, Texas]					DNP						
D. 10	BOISE STATE					DNP						
D. 14	at North Carolina	1	0-0	0-0	0-0	0-0-0	0	0	0	0	0	0
D. 21	BELMONT	3	0-0	0-0	0-0	0-1-1	0	0	0	0	0	0
D. 28	LOUISVILLE					DNP						
J. 8	MISSISSIPPI STATE	3	0-1	0-1	0-0	0-1-1	0	0	0	0	0	0
J. 11	at Vanderbilt	6	0-2	0-2	0-0	1-0-1	0	0	0	0	1	0
J. 14	at Arkansas					DNP						
J. 18	TENNESSEE					DNP						
J. 21	TEXAS A&M					DNP						
J. 25	GEORGIA	6	1-1	0-0	0-0	0-2-2	0	0	0	0	0	2
J. 28	at LSU					DNP						
F. 1	at Missouri					DNP						
F. 4	OLE MISS	1	0-1	0-1	0-0	0-0-0	0	0	0	0	0	0
F. 8	at Mississippi State	1	0-0	0-0	0-0	0-0-0	0	0	1	0	0	0
F. 12	at Auburn					DNP						
F. 15	FLORIDA					DNP						
F. 18	at Ole Miss					DNP						
F. 22	LSU					DNP						
F. 27	ARKANSAS					DNP						
M. 1	at South Carolina					DNP						
M. 4	ALABAMA					DNP						
M. 8	at Florida					DNP						
M. 14	vs. LSU [SEC]	0+	0-0	0-0	0-0	0-0-0	0	0	0	0	0	0
M. 15	vs. Georgia [SEC]	1	0-0	0-0	0-0	0-0-0	0	0	0	0	0	0
M. 16	vs. Florida [SEC]					DNP						
M. 21	vs. Kansas State [NCAA]					DNP						
M. 23	vs. Wichita State [NCAA]					DNP						
M. 28	vs. Louisville [NCAA]					DNP						
M. 30	vs. Michigan [NCAA]					DNP						
A. 5	vs. Wisconsin [NCAA]					DNP						
A. 7	vs. Connecticut [NCAA]					DNP						

WILLIS' STATS

Year	GP-S	Min.-Avg.	FG-A	Pct.	3FG-A	Pct.	FT-A	Pct.	Reb.-Avg.	PF-D	A	TO	Blk	Stl	Pts.-Avg
2013-14	14-0	39-2.8	3-9	.333	1-6	.167	9-12	.750	8-0.6	0-0	0	4	0	1	16-1.1
TOTAL	14-0	39-2.8	3-9	.333	1-6	.167	9-12	.750	8-0.6	0-0	0	4	0	1	16-1.1

DEVIN BOOKER

6-6 · 206

G·FRESHMAN

GRANDRAPIDS, MICH.

(MOSS POINT HS)

CAT SCRATCHES

FULL NAME:

Devin Armani Booker

TWITTER:

@DevinBook

PARENTS:

Melvin Booker and
Veronica Gutierrez

DATE OF BIRTH:

Oct. 30, 1996

PLACE OF BIRTH:

Grand Rapids, Mich.

HIGH SCHOOL COACH:

Melvin Booker

HIGHSCHOOLMASCOT:

Tigers

MAJOR:

Undergraduate Studies



High School

A Mississippi State high school Gatorade Player of the Year as a junior ... Averaged 30.9 points per game for Moss Point in Mississippi as a senior ... Finished his three-year career as the school's all-time leading scorer with 2,518 points in his career ... Led Moss Point to the Region 8-4A regular-season and tournament championships ... Poured in 31 points in the Alabama-Mississippi All-Star

Classic ... Selected as a McDonald's All-American and played in the Jordan Brand Classic game ... Poured in eight points including sinking a pair of 3-pointers in the McDonald's game ... Scored 11 points and was a perfect 6-of-6 at the line in the Jordan Brand game ... Averaged 29.7 points per game as a junior ... Scored 30 or more points 16 times as a junior, including a 54-point game in his sophomore season ... Is regarded as the 18th overall prospect in his class by ESPN and third at his position ... Scout and Rivals both have him rated as the No. 29 overall player ... Scout lists him sixth at his position, while Rivals lists him at 12.

Personal

Son of Veronica Gutierrez and Melvin Booker ... Born on Oct. 30, 1996 ... Father played basketball at Missouri ... Has a brother, Davon Wade and a sister, Mya Powell ... Chose Kentucky over Michigan State and Missouri ... Lists Grand Rapids, Mich., and Moss Point, Miss., as his hometowns.



TREY LYLES



High School

Named Indiana Mr. Basketball and the state's Gatorade High School Player of the Year after leading Tech to the state title his senior season ... A three-time All-State performer ... Averaged 23.7 points, 12.9 rebounds and 3.5 assists while leading Tech to a 27-2 overall record ... Lyles clinched the state title with a gamewinning free throw and a 16-point, 12-rebound, 3-block, 3-assist outing in his final high school contest ... Finished his career as Tech's all-time leading scorer and rebounder ... Earned McDonald's All-America honors and also appeared in the Jordan Brand Classic contest ... Lyles suited up for the West in the McDonald's game, scoring eight points and hauling in a team-high eight rebounds ... Poured in 17 points, while adding six boards and a pair of blocks in a win for the East in the Jordan Brand Classic game ... Is rated as the No. 6 overall player in the 2014 class by ESPN and second at his position ... Scout lists him as the No. 11 overall player, but the top player at his position, while Rivals rates him at No. 13 overall and seventh at the forward position.

Personal

Son of Jessie and Thomas Lyles ... Born on Nov. 5, 1995 ... Has a sister, Tanika ... Chose Kentucky over Louisville and Butler.

6-10 · 235

F·FRESHMAN

INDIANAPOLIS

(ARSENELTECH)

CAT SCRATCHES

FULL NAME:

Trey Anthony Lyles

TWITTER:

@TreyMambaLyles

PARENTS:

Thomas and Jessie Lyles

DATE OF BIRTH:

Nov. 5, 1995

PLACE OF BIRTH:

Suskatoon,Saskatchewan

HIGH SCHOOL COACH:

Jason Delaney

HIGHSCHOOLMASCOT:

Titans

MAJOR:

Undergraduate Studies

KARL-ANTHONYTOWNS

6-11 · 255

F·FRESHMAN

PISCATAWAY,NJ.

(ST. JOSEPH)

CAT SCRATCHES

FULL NAME:

Karl-Anthony Towns

TWITTER:

@KATis32

PARENTS:

Karl and Jacqueline
Cruz Towns

DATE OF BIRTH:

Nov. 15, 1995

PLACE OF BIRTH:

Edison, N.J.

HIGH SCHOOL COACH:

Dave Turco

HIGHSCHOOLMASCOT:

Falcons

MAJOR:

Undergraduate Studies



High School

Claimed the 2014 Gatorade National Player of the Year honor ... A threetime first-team All-State selection ... Led St. Joseph to the 30-2 record and a title at the NJSIAA Tournament of Champions ... Averaged 20.9 points, 13.4 rebounds and 6.2 blocks per game as a senior ... He shot 66.1 percent from the field and 82.2 percent from the free throw line as a senior ... He also hit 127 3-pointers over his final three high school seasons ... Owned a 3.96 high school grade point average ... Advanced to the Final Four in the Tournament of Champions in each of his final three seasons ... A member of the Dominican National Team ... Appeared in both the McDonald's All-America and Jordan Brand Classic games ... Scored six points and added five rebounds in the McDonald's game, while pouring in nine points, hauling in seven boards and adding three assists in the Jordan game ... Is the No. 4 overall player in the 2014 class per Scout while ranking second at his position ... Rivals rates him at No. 5 and second at his position, while ESPN lists him at No. 9 overall and third at his position.

Personal

Son of Jacqueline Cruz and Karl Towns ... Born on Nov. 15, 1995 ... Has a sister, Lachelle Almonte ... Chose Kentucky over Florida, Kansas, Rutgers and Duke ... Father played basketball at Monmouth.



TYLER ULIS

5-9 · 155

G·FRESHMAN

LIMA, OHIO

(MARIANCATHOLIC)

CAT SCRATCHES

FULL NAME:

Tyler Ulis

TWITTER:

@tulis3

PARENTS:

James Ulis

DATE OF BIRTH:

Jan. 5, 1996

PLACE OF BIRTH:

Detroit

HIGH SCHOOL COACH:


Mike Taylor

HIGHSCHOOLMASCOT:

Spartans

MAJOR:

Economics



High School

Two-time Illinois All-State selection and SouthtownStar Player of the Year ... He capped his career at Marian Catholic as the all-time leading scorer (2,335), leader in assists (578) and steals leader (283) ... Averaged 23 points, 6.8 assists and 3.7 rebounds as a senior while leading Marian to 28 victories and its second-straight appearance in supersectionals ... Was selected to both the McDonald's All-America and Jordan Brand Classic games ... Scored five points and added a trio of assists and rebounds in the McDonald's game ... Posted nine points and a team-high nine assists in the Jordan contest ... Ranked No. 20 overall in the class of 2014 by Scout and third at his position ... Rivals lists him at No. 21 overall and seventh at point guard, while ESPN ranks him at No. 25 overall and fourth at his position.

Personal

Son of James Ulis ... Born on Jan. 5, 1996 ... Has four brothers, Ahron, Jaden Reed, Anton Porter, James ... Chose Kentucky over Michigan State, Iowa and Southern Cal ... Two cousins, Travis Walton and Jamar Butler played college basketball at Michigan State and Ohio State, respectively.

JOHN CALIPARI

HEAD COACH

HIRED:
March 31, 2009

CAT SCRATCHES

TWITTER:
@UKCoachCalipari

DATE OF BIRTH:
February 10, 1959

PLACE OF BIRTH:
Strickly, Pa.

WIFE:
Ellen Calipari

CHILDREN:
Erin Sue, Megan Rae,
Bradley

EDUCATION:
CLARION, 1982

MAJOR:
Marketing



A "players-first" coach with a penchant for helping people reach their dreams, John Calipari has guided five teams to the Final Four, led one to a national championship and helped 31 players make it to the NBA during his 22-year college coaching career.

Calipari reached the mountaintop in his third year in Lexington, guiding Kentucky to its eighth national championship and his first national title. He is one of only two coaches to lead three different schools to a Final Four (UMass-1996; Memphis-2008; Kentucky-2011, 2012, 2014).

The Wildcats rode the trademark hard-nosed Calipari defense to the 2012 title, finishing the season as the nation's top-ranked team in field-goal percentage defense and blocked shots.

Kentucky lost three members of its 2011 Final Four team (two to the draft, one to graduation), but Calipari reloaded with the nation's top-ranked recruiting class for the third straight season. Included in the class were eventual National Player of the Year Anthony Davis and All-American Michael Kidd-Gilchrist.

En route to the national championship, Calipari guided the Wildcats to an NCAA record-tying 38 wins, a perfect 16-0 mark in the Southeastern Conference and the school's 45th SEC championship, all while extending his winning streak in Rupp Arena to 51 straight games. Calipari extended his perfect mark at home as UK's coach to 54 games before finally losing in his fourth year at Kentucky.

Upon being named head coach on April 1, 2009, Calipari continued to work his magic of resurrecting once proud programs, taking an NIT team in 2009 to the 2010 NCAA Elite Eight. Along the way he led the Wildcats to a No. 1 ranking (UK's first since 2003), the program's 44th SEC regular-season championship and

26th SEC Tournament title.

The honors continued after the 2009-10 season as Calipari became the first coach in UK history to receive the Adolph Rupp National Coach of the Year award. He then watched as five of his players were selected in the first round of the 2010 NBA Draft, the first time a school has ever produced five first-round picks. Among those picks was the first Wildcat ever taken as the No. 1 overall pick, John Wall.

In his inaugural season as head coach of the Wildcats, Calipari posted his fifth straight 30-win season, the only coach in NCAA Division I history to do so. In addition to the Rupp National Coach of the Year, Calipari was also named the Associated Press SEC Coach of the Year.

When he led Kentucky back to the No. 1 spot in the country, Calipari became one of only two coaches (Frank McGuire) in NCAA history to lead three teams to a No. 1 ranking. He led UMass to a No. 1 ranking in 1995 and 1996, and he led Memphis to the No. 1 spot in the 2008 season.

In his second year in 2010-11, a season that was labeled as a "rebuilding effort," one in which Calipari and the Cats were supposed to struggle after losing an unprecedented five first-round picks in the 2010 NBA Draft, Kentucky reloaded as Calipari guided UK to its 27th SEC Tournament championship, kept his unbeaten record at Rupp Arena alive and collected his 500th career on-court win.

His latest season, in 2013-14, may have been his best work yet. Coaching the youngest team in the nation, Calipari guided Kentucky back to the Final Four for the third time in four seasons, coming up just one win short of his second national championship and the program's ninth title.

Calipari and the Cats reached the championship game in what some national pundits called one of the greatest NCAA Tournament runs of all-time. Seeded No. 8 in a region analysts called "the region of doom," UK knocked off previously undefeated and top-seeded Wichita State, downed defending national champion and archrival Louisville, defeated defending national runner-up and Big 10 champion Michigan, before edging Wisconsin in the Final Four. UK became the first team ever to knock off three of the previous season's Final Four teams. And the Cats did so starting five freshmen and coming off an appearance in the NIT the season before.

Much like he did at UMass, when his players graduated at nearly 80 percent, Calipari has stressed academics. Fifteen of his final 18 seniors that came through the Memphis program earned their bachelor's degrees, and all 10 players at UK who were eligible to graduate by the end of their senior years walked away with a degree in hand, while two (Jarrod Pol-

son and Patrick Patterson) earned a degree in just three years.

Following a 3.4 grade-point average in the 2013 spring semester — the highest in Coach Cal's tenure at UK — the Wildcats' scholarship players posted a 3.11 GPA in the 2014 spring semester. It marked the sixth semester in the last seven semesters Coach Cal's team earned a 3.0 or better.

As someone who prides himself on helping young men reach their dreams, he has placed 31 players in the NBA during his college coaching career, including 19 over his first five seasons at Kentucky. The 19 picks over that five-season span is the most of any coach.

In 2010, five of his UK players were selected in the first round for the first time in NBA history. He followed that up with four players in the draft in 2011, six players in 2012 — the most in a two-round draft — two more in 2013 and another two in 2014.

Overall, he's churned out 19 NBA draft picks, 15 first-rounders, two No. 1 overall selections, five top-five picks and nine lottery selections at Kentucky. Since the 2008 draft, 24 of Coach Cal's players have been taken in the NBA Draft, including 17 first-rounders. Calipari has produced a top-10 pick in seven straight drafts. No other school has had a first-rounder in each of the last seven drafts.

Included in Calipari's NBA success are three No. 1 overall picks (Derrick Rose, Wall and Davis) over a five-year period. No other coach has had three No. 1 picks, and 2012 was the first time two players from the same team (Davis and Kidd-Gilchrist) were taken with the top two picks in the draft.

After bringing the University of Massachusetts basketball program to national prominence in the '90s and resurrecting the Memphis basketball program in the 2000s, Calipari became the 22nd coach in UK history and seventh in the last 80 years.

Following his fifth season at UK, Calipari's overall on-court record is 597-166, giving him the third-highest winning percentage (.771) among active NCAA Division I coaches with 10 years experience at college basketball's Division I level, trailing only Mark Few, Roy Williams and Thad Matta. Heading into the 2014-15 season, he is just three wins shy of becoming the 13th active coach with 600 wins.

Calipari is one of only two coaches (Williams) in NCAA Division I history to have 400 or more wins in his first 16 years as a head coach, and his 173 victories from 2008-12 are the most ever for a coach over a five-year span in Division I history. Since the 2005-06 season, he has the best winning percentage among all Division I coaches. On the NCAA Division I list for winning percentage for all coaches (minimum 10 years), Calipari is in 10th place and ahead of Mike Krzyzewski, Jim Boeheim, Bob Huggins and Lute Olson.

Calipari's eight 30-win seasons are third most for a head coach in NCAA Division I history, and he is the first coach in NCAA Division I history to record five straight on-court 30-win seasons. For his college career (22 years), Calipari has 20 20-win seasons and 13 25-win campaigns. The 20 consecutive 20-win seasons tie Olson for the second-longest streak in NCAA history, trailing only Dean Smith, who had 27.

His NCAA Tournament record of 43-14 (.754) gives him the second-highest winning percentage among active coaches and the second highest of all-time (minimum 20 games). His five Final Four appearances is tied for ninth most by a coach all-time, and his 11 straight NCAA Tournament wins prior to the 2014 national championship loss was the longest winning streak in the tournament since the Florida Gators won 12 straight in 2006 and 2007.

Coach Cal started his head-coaching career at UMass in 1998, guiding a struggling program at UMass to the top of college basketball, capped off by a Final Four appearance in 1996.

At 29, when he was named head coach, Calipari began building a program from the ground up, going 10-18 his first season before posting a 17-14 record his second year (receiving a bid to the NIT). The Minutemen won their first Atlantic 10 championship in 1992 with a 30-5 record, including a 13-3 mark in league play. With a 77-71 overtime win over Syracuse in an East Regional second-round game, UMass made its first NCAA Sweet 16 appearance.

From there, the program skyrocketed under Coach Cal.

Calipari compiled a 193-71 record (.731) during his eight-year career at Massachusetts, including a 108-44 mark (.684) in A-10 play. In addition to five straight NCAA Tournaments and a Final Four appearance in 1996, UMass also made two appearances in the NIT, advancing to the NIT semifinals in 1991. The 1990-91 season was the first of six straight seasons in which the Minutemen won at least 20 games.

In his final season at UMass, Calipari was named the 1996 Naismith National Coach of the Year and The Sporting News National Coach of the Year. He was also named the A-10 Coach of the Year for the third time in four years, as well as Basketball Times East Region Coach of the Year.

During the Minutemen's 35-2 Final Four season in 1995-96, UMass posted wins over Kentucky, Maryland, Wake Forest, Georgia Tech, Syracuse, Virginia Tech and Louisville. UMass ended the regular season ranked No. 1 in the nation in the final regular-season poll after being the top-ranked team for nine weeks earlier in the year. The Minutemen also won their first 26 games of the season, setting a school record for most consecutive wins.

In addition to his Naismith National Coach of the Year honors in 1996, Calipari was a Naismith Coach of the Year finalist in 1994 and 1995. He was the USBWA District I Coach of the Year in 1993.

Calipari left UMass in June of 1996 to become executive vice president of basketball operations and head coach of the New Jersey Nets. He led the Nets to a second-place finish in the NBA's Atlantic Division and the playoffs in 1998, ending a five-year postseason drought for the franchise. The Nets' 17-game turnaround from the previous year was the best that season in the NBA.

He became a member of the Philadelphia 76ers coaching staff in 1999, rejoining Philadelphia coach Larry Brown, for whom Calipari was an assistant at Kansas.

Calipari returned to the college game in 2000 at Memphis, where he led the Tigers to the 2008 NCAA title game. Memphis' 38 wins in 2007-08 made him the winningest coach for a single sea-

son in NCAA history. As a result, Calipari was named Naismith National Coach of the Year for a second time in his career. He is only the second coach to receive the honor multiple times since the award's inception in 1987. Krzyzewski is the other to do so.

Calipari, the 2009 Sports Illustrated National Coach of the Year, led the Tigers to nine straight 20-win campaigns and nine consecutive post-season appearances, the only Memphis coach to do that. He posted 252 wins — 28 wins per season — as the Tigers' head coach, making him the winningest coach in school history.

Calipari, who is on the board of directors for the National Association of Basketball Coaches, began his coaching career at Kansas as a volunteer assistant under Ted Owens. In 1983, he was hired as the recruiting coordinator at the University of Vermont, but he was swayed back to the nation's heartland when Brown was hired as head coach at KU. He spent three seasons at Kansas (1982-85) before another three-year stint as an assistant coach to Paul Evans at Pittsburgh (1985-88).

The 55-year-old lettered two years at North Carolina-Wilmington before transferring to Clarion State. He played point guard at Clarion during the 1981 and 1982 seasons, leading the team in assists and free-throw percentage. The Eagles were ranked in the Division II Top 20 both years and participated in the 1981 NCAA Division II Tournament.

Calipari's foundation, The Calipari Foundation, has raised millions of dollars to help the lives of those in need in the Commonwealth and across the country, and in 2010, he used a telethon to raise more than \$1 million for victims of the devastating earthquake in Haiti. He followed that up with another telethon in 2012 that raised \$1 million for victims of Superstorm Sandy.

A year after helping raise \$350,000 for charity during the inaugural UK alumni weekend, Calipari was the driving force behind the more than \$1 million that was donated to local and national organizations during the second annual alumni weekend. Despite the absence of the alumni game — a large generator of the alumni weekend funds — in 2014, he and his basketball fantasy experience matched the \$1 million the following year.

Calipari's foundation has also worked with and donated money to Samaritan's Feet, the West Liberty Recovery Fund, 4 Paws for Ability, the Starkey Hearing Foundation, the Urban League of Lexington and the V Foundation. Calipari has also headed up the EverFi Financial Literacy Program, which teaches students across Kentucky the importance of money management.

Author of the New York Times Best Seller "Players First: Coaching from the Inside Out" and "Bounce Back: Overcoming Setbacks to Succeed in Business and in Life," Calipari is a master of communication and maximizing talent. He lives by the motto "that it's never a matter of how far you have fallen, but instead it's about how high you bounce back."

Calipari and his wife, Ellen, have two daughters, Erin and Megan, and a son, Bradley.

THE CALIPARI FILE

Coaching Career:

Kansas, assistant coach.....	1983-85
Pittsburgh, assistant coach.....	1986-88
Massachusetts, head coach.....	1989-96
New Jersey Nets (NBA), head coach.....	1997-99
Philadelphia 76ers (NBA), assistant coach.....	2000
Memphis, head coach.....	2001-09
Kentucky, head coach.....	2010-pres.

UMass, head coach

1988-89.....	10-18
1989-90.....	(NIT) 7-14
1990-91.....	(NIT Final Four) 20-13
1991-92.....	(A-10 Champ (R/T); NCAA Sweet 16) 30-5
1992-93.....	(A-10 Champ (R/T); NCAA 2nd Rd.) 24-7
1993-94.....	(A-10 Champ (R/T); NCAA 2nd Rd.) 28-7
1994-95.....	(A-10 Champ (R/T); NCAA Elite Eight) 29-5
1995-96*.....	(A-10 Champ (R/T); NCAA Final Four) 31-1
Totals.....	189-70

New Jersey Nets, head coach

1996-97.....	26-56
1997-98.....	(NBA Playoffs) 43-39
1998-99.....	3-17
Totals.....	72-112

Memphis, head coach

2000-01.....	(NIT Final Four) 21-15
2001-02.....	(C-USA Nat'l Div. Champ; NIT Champ) 27-9
2002-03.....	(C-USA Nat'l Div. Champ; NCAA) 23-7
2003-04.....	(C-USA Champ (R); NCAA 2nd Rd.) 22-8
2004-05.....	(NIT Final Four) 22-16
2005-06.....	(C-USA Champ (R/T); NCAA Elite Eight) 33-4
2006-07.....	(C-USA Champ (R/T); NCAA Elite Eight) 33-4
2007-08*.....	(C-USA Champ (R/T); NCAA Finals) 0-1
2008-09.....	(C-USA Champ (R/T); NCAA Sweet 16) 33-4
Totals.....	214-68

Kentucky, head coach

2009-10.....	(SEC Champ (R/T); NCAA Elite Eight) 35-3
2010-11.....	(SEC Champ (T); NCAA Final Four) 29-9
2011-12.....	(SEC Champ (R); NCAA Champion) 38-2
2012-13.....	(NIT) 21-12
2013-14.....	(NCAA Runner-Up) 29-11
Totals.....	152-37

NCAA Totals:.....(12 conference titles, 12 NAAs)
..... 555-175

*-season includes games later vacated due to NCAA sanctions; actual on-court records were 35-2 in 1995-96 and 38-2 in 2007-08. NCAA Tournament appearances were also vacated in 1996 and 2008. Actual on-court won-lost record overall is 597-177 for a .771 winning percentage.

COACHING AWARDS

- 2012 Naismith National Coach of the Year Finalist
- 2012 SEC Coach of the Year (AP/Coaches)
- 2010 Adolph Rupp National Coach of the Year
- 2010 Naismith National Coach of the Year Finalist
- 2010 SEC Coach of the Year (AP)
- 2010 *Sporting News* SEC Coach of the Year
- 2010 Yahoo! Sports SEC Coach of the Year
- 2010 USBWA District IV Coach of the Year
- 2009 Sports Illustrated National Coach of the Year
- 2009 Iba National Coach of the Year Finalist
- 2009 C-USA Coach of the Year
- 2008 Naismith National Coach of the Year
- 2008 C-USA Coach of the Year
- 2008 Iba National Coach of the Year Finalist
- 2008 Phelan National Coach of the Year Finalist
- 2007 Phelan National Coach of the Year Finalist
- 2007 USBWA District 4 Coach of the Year
- 2007 Basketball Times S. Region Coach of the Year
- 2006 C-USA Coach of the Year
- 2004 NABC District 7 Coach of the Year
- 1996 Naismith National Coach of the Year
- 1996 The Sporting News National Coach of the Year
- 1996 Atlantic 10 Coach of the Year
- 1995 Naismith National Coach of the Year Finalist
- 1994 Naismith National Coach of the Year Finalist
- 1994 Atlantic 10 Coach of the Year
- 1993 USBWA District I Coach of the Year
- 1993 Atlantic 10 Coach of the Year
- 1992 Eastern Basketball Coach of the Year.

TOP 10 BEST CAREER STARTS BY WINS

16 Seasons

Coach, Team.....	Seasons.....	W.....	L.....	Pct.....
Roy Williams, Kansas, North Carolina.....	1989-2004	437	112	.796
John Calipari, UMass, Memphis.....	1989-96, 2001-08	408	135	.751
Jim Boeheim, Syracuse.....	1977-92	391	124	.759
Nolan Richardson, Tulsa, Arkansas.....	1981-96	391	132	.748
Denny Crum, Louisville.....	1972-87	388	128	.752
Tubby Smith, Tulsa, Georgia, Kentucky.....	1992-2007	387	145	.727
Bill Self, Oral Roberts, Tulsa, Illinois, Kansas.....	1994-2009	376	145	.722
Jerry Tarkanian, Long Beach St., UNLV.....	1969-84	375	89	.808
Rick Pitino, Boston U., Providence,.....	1979-83, 86-87,	371	137	.730
Kentucky, Louisville.....	90-97, 2002			
John Thompson, Georgetown.....	1973-88	370	130	.740

17 Seasons

Coach, Team.....	Seasons.....	W.....	L.....	Pct.....
Roy Williams, Kansas, North Carolina.....	1989-2005	470	116	.802
John Calipari, UMass, Memphis.....	1989-96, 2001-09	441	139	.760
Denny Crum, Louisville.....	1972-88	412	139	.748
Jim Boeheim, Syracuse.....	1977-93	439	143	.754
Nolan Richardson, Tulsa & Arkansas.....	1981-97	409	146	.737
Tubby Smith, Tulsa, Georgia,.....	1992-2008	429	170	.716
Kentucky & Minnesota				
Jerry Tarkanian, Long Beat St., UNLV.....	1969-85	403	93	.813
John Thompson, Georgetown.....	1973-89	399	135	.747
Rick Pitino, Boston U., Providence,.....	1979-83, 86-87,	396	144	.733
Kentucky & Louisville.....	90-97, 2002-03			
Bob Huggins, Walsh, Akron, Cincinnati.....	1981-98	388	148	.724

18 Seasons

Coach, Team.....	Seasons.....	W.....	L.....	Pct.....
Roy Williams, Kansas, North Carolina.....	1989-2006	493	124	.799
John Calipari, UMass, Memphis, Kentucky.....	1989-96, 2001-09, 10	480	143	.770
Jerry Tarkanian, Long Beat St., UNLV.....	1969-86	436	98	.816
Denny Crum, Louisville.....	1972-89	436	148	.747
Nolan Richardson, Tulsa & Arkansas.....	1981-98	433	155	.736
Tubby Smith, Tulsa, Georgia,.....	1992-2009	429	170	.716
Kentucky & Minnesota				
John Thompson, Georgetown.....	1973-90	423	142	.749
Rick Pitino, Boston U., Providence,.....	1979-83, 86-87,	416	154	.730
Kentucky & Louisville.....	90-97, 2002-04			
Bob Huggins, Walsh, Akron, Cincinnati.....	1981-99	415	154	.729
Billy Tubbs, Texas St., Lamar, Oklahoma.....	1972-73, 77-92	404	177	.695

2014 - 2015 KENTUCKY MEN'S BASKETBALL

19 Seasons

Coach, Team	Seasons	W	L	Pct.
Roy Williams, Kansas & North Carolina	1989-2007	524	131	.800
John Calipari, UMass, Memphis, Kentucky	1989-96, 2001-09, 10-11	509	152	.770
Jerry Tarkanian, Long Beach St. & UNLV	1969-87	473	100	.825
Denny Crum, Louisville	1972-90	463	156	.748
Nolan Richardson, Tulsa & Arkansas	1981-99	456	166	.733
Jim Boeheim, Syracuse	1977-95	454	150	.752
Tubby Smith, Tulsa, Georgia, Kentucky & Minnesota	1992-2010	450	184	.710
Rick Pitino, Boston U., Providence, Kentucky & Louisville	1979-83, 86-87, 90-97, 2002-05	449	159	.738
Bob Huggins, Walsh, Akron & Cincinnati	1981-2000	444	158	.738
John Thompson, Georgetown	1973-91	442	155	.740

20 Seasons


Coach, Team	Seasons	W	L	Pct.
Roy Williams, Kansas & North Carolina	1989-2008	560	134	.807
John Calipari, UMass, Memphis, Kentucky	1989-96, 2001-09, 10-12	547	154	.780
Jerry Tarkanian, Long Beach St. & UNLV	1969-88	501	106	.825
Jim Boeheim, Syracuse	1977-96	483	159	.752
Denny Crum, Louisville	1972-91	477	172	.735
Nolan Richardson, Tulsa & Arkansas	1981-2000	475	181	.724
Bob Huggins, Walsh, Akron & Cincinnati	1981-2001	469	168	.736
Tubby Smith, Tulsa, Georgia, Kentucky & Minnesota	1992-2011	467	198	.702
John Thompson, Georgetown	1973-92	464	165	.738
John Chaney, Cheyney & Temple	1973-92	458	143	.762
Rick Pitino, Hawaii, Boston U., Providence, Kentucky & Louisville	1976, 79-83, 86-87, 90-97, 2002-05	451	163	.735

21 Seasons

Coach, Team(s)	Seasons	W	L	Pct.
Roy Williams, Kansas & North Carolina	1989-2009	594	138	.811
John Calipari, UMass, Memphis, Kentucky	1989-96, 2001-09, 10-13	568	166	.774
Jerry Tarkanian, Long Beach St. & UNLV	1969-89	530	114	.823
Jim Boeheim, Syracuse	1977-97	502	172	.745
Bob Huggins, Walsh, Akron & Cincinnati	1981-2002	500	172	.744
Denny Crum, Louisville	1972-92	496	183	.730
Nolan Richardson, Tulsa & Arkansas	1981-2001	495	192	.721
John Thompson, Georgetown	1973-93	484	178	.731
John Chaney, Cheyney & Temple	1973-93	478	156	.754
Rick Pitino, Hawaii, Boston U., Providence, Kentucky & Louisville	1976, 79-83, 86-87, 90-97, 2002-06	472	176	.728

22 Seasons

Coach, Team(s)	Seasons	W	L	Pct.
Roy Williams, Kansas & North Carolina	1989-2010	614	155	.798
John Calipari, UMass, Memphis, Kentucky	1989-96, 2001-09, 10-14	597	177	.771
Jerry Tarkanian, Long Beach St. & UNLV	1969-90	565	119	.826
Dean Smith, North Carolina	1962-83	496	153	.764
Henry Iba, Northwest Mo. St., Colorado & Oklahoma St.	1930-51	474	124	.793
Adolph Rupp, Kentucky	1931-52	472	83	.850
John Wooden, Indiana St. & UCLA	1947-68	464	151	.754
Phog Allen, Baker, Kansas, Haskell, Central Mo. & Kansas	1906-09, 13-30	342	108	.760
Frank Keane, Rhode Island	1922-43	299	93	.763
Nat Holman, CCNY	1920-41	253	78	.764



2014 - 2015 KENTUCKY MEN'S BASKETBALL

Miscellaneous On-Court Records

Overall Record:

597-177 (.771)

March/April Record:

130-39 (.769)

NCAA Record:

43-14 (.754)

Record in Conference Games:

272-86 (.760)

Record in Conference

Tournament:

44-12 (.786)

- Calipari owns the most single-season wins with 38, tying his own record (Memphis, '08) in 2012 with 38 wins.
- Calipari is one of two coaches (Roy Williams) in NCAA Division-I history to have 400 or more wins in the first 16 years as a head coach. Calipari had 416 wins in his first 16 years.
- Calipari is the winningest coach in NCAA Division-I history for a five-year span with 173 victories (2008-12).
- Calipari is the first coach in NCAA Division-I history to record five-straight on-court 30-win

- seasons. Memphis hit the 30-win plateau from 2006-09.
- Calipari is one of only two coaches (Rick Pitino) to lead three different schools to a Final Four.
- Calipari started with a 54-0 record in Rupp Arena as head coach of the Wildcats.
- Calipari has 19 players that have been chosen in the NBA Draft (15 first-round) over the last four seasons.
- Calipari has more wins (311) in a 10-year period (2005-14) than any other coach in college basketball history.

NCAA Division-I Active Winningest Coaches

(On-Court By Percentage - Min. 10 yrs. at Division I level)

No.	Coach/Team	Yrs.	Pct.
1.	Mark Few/Gonzaga	15	.801
2.	Roy Williams/UNC	26	.792
3.	John Calipari/Kentucky 22	.771	
4.	Thad Matta/Ohio State	14	.768
5.	Mike Krzyzewski/Duke	39	.763

Since 2005-06...

Since the 2005-06 season, John Calipari's on-court record ranks him as the winningest coach. Totals through the conclusion of the 2014 season.

1.	John Calipari	287-50
2.	Bill Self	278-52
3.	Mike Krzyzewski	261-59
4.	Thad Matta	254-70
5.	Roy Williams	254-71

Cal in Conference

SEC Coaches	Conference Championships	Tournament Championships	Conference Coach of the Year
Anthony Grant, Alabama	3	2	1
Mike Anderson, Arkansas	1	0	1
Bruce Pearl, Auburn	3	2	7
Billy Donovan, Florida	6	4	4
Mark Fox, Georgia	4	1	3
John Calipari, Kentucky	12	11	7
Johnny Jones, LSU	1	2	0
Kim Anderson, Missouri	6	4	2
Andy Kennedy, Ole Miss	0	1	0
Rick Ray, Mississippi State	0	1	1
Frank Martin, South Carolina	0	0	1
Donnie Tyndall, Tennessee	0	2	1
Billy Kennedy, Texas A&M	4	2	3
Kevin Stallings, Vanderbilt	2	3	3
TOTALS	42	35	34

CALIPARI VS. ALL OPPONENTS

Alabama..... 6-3	Dayton..... 1-0	Kansas..... 2-3	Morehead State..... 2-0	Rider..... 1-0	Towson State..... 1-0
Arizona..... 1-1	DePaul..... 4-2	Kansas State..... 2-0	Murray State..... 1-0	Robert Morris..... 2-1	Tulane..... 15-0
Arizona State..... 0-1	Detroit..... 1-0	Keene State..... 1-0	Nevada..... 1-0	Rutgers..... 11-4	Tulsa..... 11-1
Arkansas..... 5-6	Drexel..... 2-0	Kentucky..... 2-4	New Hampshire..... 5-0	Saint Louis..... 4-3	UAB..... 14-3
Arkansas-Little Rock..... 3-0	Duke..... 0-2	Lafayette (Pa.)..... 1-0	New Mexico..... 1-0	Sam Houston State..... 1-0	UCF..... 6-0
Arkansas-Pine Bluff..... 1-0	Duquesne..... 11-4	Lamar..... 4-0	New Orleans..... 1-0	Samford..... 3-0	UCLA..... 2-1
Arkansas State..... 4-0	East Carolina..... 7-0	LaSalle..... 3-0	North Carolina..... 4-2	Santa Clara..... 1-0	UNC Asheville..... 2-0
Auburn..... 6-0	East Tennessee State..... 3-0	LIU-Brooklyn..... 1-0	North Carolina State..... 1-0	Savannah State..... 1-0	UNC Greensboro..... 1-0
Austin Peay..... 6-1	Eastern Kentucky..... 1-0	Lipscomb..... 1-0	North Texas..... 1-0	Seton Hall..... 1-0	UNC Wilmington..... 1-0
Baylor..... 1-2	Eastern Michigan..... 2-0	Long Beach State..... 1-0	Northeastern..... 2-1	Siena..... 4-0	USF..... 9-1
Belmont..... 2-0	Fairfield..... 1-0	Louisiana-Lafayette..... 2-0	Northern Kentucky..... 1-0	SMU..... 8-0	Utah..... 1-1
Boise State..... 1-0	Florida..... 9-5	Louisiana Tech..... 1-1	Northwestern State..... 2-0	South Carolina..... 8-2	UTEP..... 6-0
Boston University..... 5-1	Florida State..... 1-1	Louisville..... 12-6	Notre Dame..... 1-1	South Connecticut..... 1-0	Vanderbilt..... 9-3
Boston College..... 2-0	Florida Tech..... 0-1	LSU..... 7-1	Oakland..... 1-0	South Eastern Louisiana..... 1-0	Vermont..... 2-0
Bradley..... 1-0	Fordham..... 5-0	Loyola..... 1-0	Ohio State..... 1-1	Southern Cal..... 3-0	Villanova..... 2-0
Bucknell..... 1-0	Furman..... 1-0	Lowell..... 2-1	Oklahoma..... 4-1	Southern Miss..... 15-4	Virginia..... 0-1
Buffalo..... 1-0	George Mason..... 1-0	Manhattan..... 2-0	Oklahoma State..... 0-2	Southwest Texas St..... 1-0	Virginia Tech..... 2-0
BYU..... 1-0	Georgetown..... 2-1	Marist..... 2-0	Old Dominion..... 2-0	St. Bonaventure..... 17-1	Wake Forest..... 2-1
Cal State Northridge..... 1-0	George Washington..... 8-9	Marshall..... 6-0	Oral Roberts..... 1-0	St. John's..... 1-0	Washington..... 1-0
Central Conn. St..... 2-0	Georgia..... 7-2	Marquette..... 3-1	Oregon State..... 1-0	St. Joseph's..... 15-5	Western Kentucky..... 2-0
Charlotte..... 2-3	Georgia Tech..... 1-1	Maryland..... 5-3	Pennsylvania..... 3-0	St. Mary's..... 1-0	West Virginia..... 11-7
Chattanooga..... 2-0	Gonzaga..... 4-0	Massachusetts..... 1-0	Penn State..... 4-4	St. Peter's..... 1-0	Wichita State..... 1-0
Christian Brothers..... 2-0	Hartford..... 2-0	Memphis..... 1-0	Pepperdine..... 1-0	Stanford..... 3-2	Winthrop..... 2-0
Cincinnati..... 5-7	Harvard..... 1-0	Miami (Fla.)..... 0-1	Pittsburgh..... 2-1	Syracuse..... 3-2	Wisconsin..... 1-0
Cleveland State..... 3-0	Holy Cross..... 4-1	Miami (Ohio)..... 2-0	Portland..... 3-0	TCU..... 5-1	Wisconsin-Milwaukee..... 1-0
Coastal Carolina..... 1-0	Houston..... 17-3	Michigan..... 1-0	Princeton..... 2-0	Temple..... 13-11	Wofford..... 1-0
Colorado..... 1-1	Howard..... 1-0	Michigan State..... 1-1	Providence..... 2-1	Tennessee..... 11-5	Xavier..... 2-2
Colorado State..... 1-1	Illinois..... 1-1	Middle Tennessee..... 3-0	Purdue..... 2-1	Tennessee Martin..... 4-0	Yale..... 1-0
Connecticut..... 2-5	Indiana..... 3-1	Mississippi..... 10-4	Radford..... 1-0	Tennessee Tech..... 1-0	
Coppin State..... 1-0	Iowa..... 0-1	Mississippi State..... 7-0	Rhode Island..... 16-2	Texas..... 1-2	
Cornell..... 1-0	Iowa State..... 2-0	Mississippi Valley St..... 1-0	Rice..... 4-0	Texas A&M..... 3-1	
Dartmouth..... 1-0	Jackson State..... 2-0	Missouri..... 3-2	Richmond..... 1-0	Texas Arlington..... 2-0	

KENNY PAYNE

**ASSOCIATE
HEAD COACH
FIFTH SEASON**


CAT SCRATCHES

**EDUCATION:
LOUISVILLE, 2003**

**2005-10:
Oregon,
Assistant Coach**

**2011-2014:
Kentucky,
Assistant Coach**

**2014-PRESENT:
Kentucky,
Associate
Head Coach**



Kenny Payne begins his fifth year with John Calipari and the Kentucky men's basketball program. He was promoted to associate head coach in May of 2014 after serving his first four seasons as an assistant coach. Prior to his arrival at UK he served as an assistant at Oregon for six seasons.

Payne's work with Kentucky's big men has played an instrumental role in UK's NBA Draft success. Payne's development with Anthony Davis helped the Chicago native become Kentucky's second overall No. 1 pick in three years.

Payne was also a key in the development of Nerlens Noel, who was drafted sixth overall in 2013, and Josh Harrellson who became a second-round draft pick following a breakout senior campaign in 2011.

Nationally recognized as one of the game's top recruiters, Payne's ability to recruit has continued to flourish at Kentucky. He played a key part in John Calipari's last four recruiting classes. The 2011, 2012 and 2013 classes all ranked No. 1 in the country. UK's 2014 class has four McDonald's All-Americans and is rated No. 2 overall. The 2013 class consisted of a record six McDonald's All-Americans and was heralded as one of the best classes ever assembled by many pundits.

Payne's first season as part of the Kentucky staff came during the 2010-11 season as the Wildcats advanced to the Final Four, the first in the Calipari tenure. Kentucky then captured the national championship during Payne's second season and Davis was the recipient of numerous national player of the year accolades. Payne was instrumental in helping lead UK back to the national title game in 2014 behind the play of All-American forward Julius Randle, who broke freshman records in rebounding, double-doubles and made free throws.

During his tenure at Oregon, Payne helped the Ducks burst onto the national scene with two NCAA Tournament appearances in 2007 and 2008. Oregon also claimed one Pacific-10 Tournament title and three Ducks were selected in the first and second rounds of the NBA Draft under Payne.

During the 2006-07 season, the Ducks recorded an 11-7 Pac-10 record and posted an undefeated mark in non-conference regular-season games, finishing with a 29-8 overall record. That season, Oregon captured the Pac-10 Tournament, and followed the tournament run with an impressive performance at the NCAA Tournament. The Ducks earned a No. 3 seed in the tournament and advanced to the Elite Eight, where they lost to eventual champions Florida.

The Ducks followed their Elite Eight run with another appearance in the 2008 NCAA Tournament. Payne and the Oregon coaching staff then signed in a top-20 recruiting class for the 2008 season with six highly touted recruits.

Prior to coaching, Payne traveled the globe

playing basketball for 10 different professional leagues. In 1989, Payne was chosen in the first round and 19th overall in the NBA Draft, playing four years for the Philadelphia 76ers.

Payne competed in the Continental Basketball Association (Tri-Cities, Wash.) and overseas in Italy, Japan, Brazil, the Philippines, Cypress, China and Argentina. He finished his professional career in 2000 following a season with Team Taipans of Cairns in Australia.

A four-year letterwinner at Louisville from 1985-89, Payne joined the Cardinals from Northeast Jones High School in Laurel, Miss., where he was a Parade All-American and the state's player of the year.

Payne helped lead Louisville to the 1986 NCAA national championship as a sophomore when he appeared in 34 games and averaged 3.6 points per game. As a senior, Payne averaged 14.5 points and 5.7 rebounds and was named Second-Team All-Metro Conference.

By the end of his Louisville career, Payne registered 1,083 points and shot 40 percent from 3-point range.

Payne earned a bachelor's of science in sport administration from Louisville in 2003.

He and his wife, Michelle, have two children, Alexis and Alexander.

JOHN ROBIC

**ASSISTANT
COACH**

SIXTH SEASON

CAT SCRATCHES

**EDUCATION:
DENISON, 1986**

1987-88:

Kansas, Graduate Assistant

1989-99:

UMass, Assistant Coach

2000-05:


Youngstown State, Head Coach

2006-09:

Memphis, Assistant Coach

2010-PRESENT:

Kentucky, Assistant Coach



John Robic is in his sixth season with the Kentucky basketball program but is a long-time associate of UK head coach John Calipari.

Beginning with their first season together at UMass in 1988-89, where Robic was an assistant under Calipari, the two are entering their 17th season together. It seems as if the Calipari-Robic duo is a proven combination for thrilling basketball seasons.

Similar to those magical years he assisted in at UMass in the 1990s, Robic helped lead Memphis to the program's most storied era in school history in four seasons at Memphis (2006-09), as well as helping return Kentucky back among the nation's elite since his arrival in Lexington.

Robic helped the Wildcats post a 35-3 mark in his inaugural season at Kentucky. The Cats made an appearance in the 2010 Elite Eight while claiming SEC regular-season and tournament championships along the way.

He helped UK make history when five Wildcats were drafted in the first round of the 2010 NBA Draft. In 2011, Kentucky returned to the Final Four for the first time since 1998. Four more players were taken in the 2011 NBA Draft under the watch of the Calipari-Robic combination.

During the third season at UK, the Wildcats set an NCAA record with 38 victories en route to the program's eighth national championship. Anthony Davis was tabbed the national player of the year by several outlets and went on to become the second No. 1 overall NBA Draft pick in three seasons for UK. Kentucky continued to make history when Michael Kidd-Gilchrist was chosen No. 2 overall to become the first teammates to go 1-2 in Draft history. The duo led a record-breaking six selections in the same draft year.

Despite missing the final nine game of his freshman season, Nerlens Noel became Kentucky's seventh top-10 selection during the 2013 NBA Draft. Classmate Archie Goodwin was taken in the opening round and became UK's 17th selection in four seasons.

Robic then helped direct Kentucky back to the national title game in 2014 in one of the most memorable runs in NCAA Tournament history. UK was the first team in NCAA Tournament history to win four straight games by five points or fewer in the same NCAA Tournament.

His last four years at Memphis, the Tigers won an NCAA record 137 games (137-14 record) while advancing to the 2006 and 2007 NCAA Elite Eights, the 2008 NCAA title game and sweeping the 2006-09 Conference USA regular-season and tournament crowns. Memphis spent each week of the last four years in the national polls.

In 2007-08, Robic was a part of the Tigers' "Dream Season," which lasted through the NCAA championship game. Memphis set an NCAA record for victories with 38 wins (38-2 mark) and held down the No. 1 spot in both national polls for a school-record five straight weeks during the season.

Before 2005-06, Robic directed the Youngstown State program from 1999-2005.

Prior to its move to the Horizon League, Youngstown State put together a tremendous year in the Mid-Con in 2000-01, Robic's second year at the helm. The Penguins posted a 19-11 overall mark and an 11-5 Mid-Con record. The 19 overall wins were the second most in 16 seasons, and the 11 league victories tied the school record for most conference wins. Before taking over at Youngstown State, Robic served as an assistant for 11 years at UMass for both Calipari and Bruiser Flint.

After a 10-18 mark his first season on staff, Robic helped lead the Minutemen to nine consecutive winning campaigns.

From 1990-96, the Minutemen averaged 26 wins per year and had six straight 20-win seasons, including two 30-victory campaigns. UMass made the NCAA Tournament Sweet 16 in 1992, Elite Eight in 1995 and Final Four in 1996. It was UMass' first appearance on college basketball's largest stage.

After Calipari moved on to the NBA, Robic remained at UMass and was elevated to the associate head coach post under Flint from 1997-99. During his tenure at UMass, the Minutemen posted a 247-111 overall record (.690 winning percentage) and earned nine postseason tournament bids (seven NCAA, two NIT).

A graduate of North Hills High School in Pittsburgh, Robic attended Walsh College in Canton, Ohio, before transferring to Denison University in Granville, Ohio, where he earned his bachelor of arts in speech communication and physical education in 1986.

At Denison, Robic garnered Division III All-America accolades as a senior and was a two-time all-conference performer. He was one of 10 former players to be named to the 10th Anniversary All-Decade Team in the league in 1994. In the fall of 2006, he was inducted into the Denison Athletic Hall of Fame. Robic was inducted into the North Hills High School Hall of Fame in 2004.

Robic and his wife, Heidi, have three daughters, Hayley, Alli and Sophie.

BARRY ROHRSSSEN

Barry Rohrssen joined the UK men's basketball coaching staff as an assistant coach, on May 1, 2014.

With over 20 years of coaching experience, Rohrssen comes to Lexington after serving his second stint as an assistant at the University of Pittsburgh in the 2013-14 season. While there he helped lead the Panthers to their second consecutive NCAA Tournament appearance and 12th appearance in the last 13 seasons.

During the 2012-13 season Rohrssen was hired by the Portland Trail Blazers organization to assist their NBA Development League club, the Idaho Stampede.

On April 25, 2006, he became the 22nd head coach at Manhattan College, a position he held for five seasons from 2006-11. His best season came in 2008-09 when he guided the Jaspers to a 16-14 overall record and fourth-place finish in the Metro Atlantic Athletic Conference with a 9-9 league slate. Many of the players he recruited earned a postseason berth and won 21 games in 2011-12. Rohrssen improved academic progress ratings at Manhattan as he graduated every player that stayed for four years and dramatically improved the school's basketball NCAA Academic Progress Rate.

Rohrssen initially came to Pittsburgh in 1999 as a part of head coach Ben Howland's staff. Upon Jamie Dixon's hiring in 2003, Rohrssen remained in that position through the 2006 season.

During a five-year period of his first stretch at Pitt, he helped guide the Panthers to a 133-33 overall record (.801 winning percentage), a 59-21 Big East regular-season record (.738 winning percentage), four Big East championships (three regular season), three NCAA Sweet 16 berths and five consecutive NCAA Tournament appearances. In addition, Pitt won its first-ever Big East Tournament title in 2003. At Pitt, he served in three different capacities, including the associate head coach under Dixon from 2004-06, assistant coach (2001-04) and director of operations (1999-2001).

Prior to his first spell at Pitt, Rohrssen served as the director of basketball operations at the University of Nevada-Las Vegas from 1995-99 under head coach Bill Bayno. While at UNLV, the program experienced a resurgence as the Runnin' Rebels captured the 1998 Western Athletic Conference Tournament championship and advanced to postseason play in three of his four years. Rohrssen's duties included serving as a liaison to the athletic administration and other school officials, coordination of student-athletes' game, practice and daily schedules, as well as serving as UNLV's director of summer basketball camps.

He began his coaching career at his alma mater, St. Francis College (NY), in 1993 un-



der then head coach Ron Ganulin. Rohrssen played as an undergraduate at St. Francis from 1981-83, graduating with a Bachelor of Science degree in business management in 1983.

Rohrssen also has extensive international experience. In both 1991 and 1992, Rohrssen represented the United States at the World International Championships in both Poland and England, respectively. He also co-coached an American All-Star team in 1998 that finished 5-0 in Tahiti. In 2000, he served as an assistant coach with a USA Junior Team that competed at an international tournament in Leon, Spain. Later that summer, Rohrssen helped lead a New York City squad to a gold medal title at the 2000 Empire State Games.

During the summers of 2008 and 2009 he traveled to the Persian Gulf Region with a select group of NCAA basketball coaches to visit American troops as part of a goodwill program sponsored by the United States Organizations (USO) and Armed Forces Entertainment (AFE). In 2008 he participated in "Operation Hardwood V" and in 2009 he took part in "Operation Hoop Talk". Both tours began with visits in the nation's capital to meet with wounded soldiers at Bethesda Naval Hospital and Walter Reed Army Medical Center.

A New York native, Rohrssen played in the Catholic High School Athletic Association at Xavieran High School in Brooklyn and is a member of the school's Distinguished Alumni Hall of Fame.

**ASSISTANT
COACH
FIRST SEASON**

CAT SCRATCHES

**EDUCATION:
ST. FRANCIS (N.Y.), 1983**

**1993-95:
St. Francis (N.Y.), Assistant Coach**

**1995-99:
UNLV, Director of Operations**

**1999-2001:
Pittsburgh, Director of Ops.**

**2001-04:
Pittsburgh, Assistant Coach**

**2004-06:
Pittsburgh, Associate Head Coach**

**2006-11:
Manhattan College, Head Coach**

**2012-13:
Idaho Stampede, Assistant Coach**

**2003-14:
Pittsburgh, Assistant Coach**

**2014-PRESENT:
Kentucky, Assistant Coach**

SUPPORT STAFF



TONY BARBEE

SPECIAL ASSISTANT TO
THE HEAD COACH
(FIRST SEASON)

Tony Barbee is in his first season as the special assistant to the head coach. The former UTEP and Auburn head coach will take on an administrative role in operations.

Barbee was previously the head coach at UTEP and at Auburn and has served as an assistant coach under Calipari for a total of seven seasons in his career.

Barbee played for Calipari at UMass before starting his coaching career as a graduate assistant on the Massachusetts staff in 1995-96. The Minutemen advanced to the NCAA Final Four in Barbee's first season as a member of the coaching staff.

He served as an assistant coach for two seasons at UMass before taking an assistant coaching position at Wyoming. Barbee rejoined Calipari as an assistant at Memphis for six seasons from 2000-06. The Tigers earned a 20-win season in each of his six years on staff. The Tigers claimed a pair of Conference USA titles and advanced to the NCAA Tournament three times during his tenure including an Elite Eight run in his final season.

Barbee was hired as UTEP's head coach in 2006. During his four-year tenure at the helm of the Miners program, he averaged 20.5 wins per seasons and exceeded his win total from year-to-year. His most prolific season at UTEP was his last in which he led the Miners to a 26-7 overall record, a C-USA regular-season title and an NCAA Tournament appearance in 2009-10.

He became Auburn's head coach prior to the start of the 2010-11 season. He spent four seasons as the head coach of the Tigers and has amassed an overall 131-127 record as a head coach.

As a player, Barbee helped lead the Minutemen to a pair of Atlantic 10 championships and two NCAA Tournaments. UMass went 91-39 during his four-year career. Barbee still ranks among the school's all-time leaders in numerous statistical categories, including scoring with 1,643 points. He was a second-team All-Atlantic 10 player in 1991 and 1993 and All-Atlantic 10 Freshman team selection in 1990.

The Indianapolis native played professionally in Spain and France after his playing career at UMass. He earned his B.A. in sports management from UMass in 1993, with a minor in African-American studies. He and his wife, Holly, have a daughter, Hayden Alexandra, and son, Andrew Marsh.



CHRIS WOOLARD

ASSOCIATE AD FOR
BASKETBALL OPERATIONS
(FOURTH SEASON)

Chris Woolard enters his fourth season as UK's associate athletics director for basketball operations.

Woolard serves on the athletics department's senior staff and brings a wealth of experience at both the school and conference levels.

He is involved with all aspects of the program and has an active role as a liaison between Coach Calipari and the basketball program with the campus and the Commonwealth.

Woolard joined the University of Kentucky staff after spending seven years at the Conference USA office where he was the associate commissioner for sports services.

At C-USA, Woolard's responsibilities focused extensively on the men's basketball programs as administrator and tournament director for the annual men's basketball championship. Woolard also served as the primary administrator for men's golf along with his duties to provide oversight to the C-USA Sports Services Department.

Prior to joining Conference USA, Woolard spent a year in private business after working eight years in the college basketball coaching ranks. He was an integral part of a highly successful Murray State men's basketball team from 1997-2003, serving as an assistant coach.

During Woolard's time at Murray State, the Racers won three conference championships and made three NCAA appearances. At MSU, he was the staff's lead recruiter and was also responsible for on-floor coaching, providing detailed opponent scouting reports and administrative duties such as academics, compliance, budget, scheduling, summer camps and team travel.

Woolard began his collegiate coaching career as a student assistant coach at UCLA. During his two years in Westwood, Calif., he was involved in recruiting, summer camps and also assisted with practice drills and scrimmages.

Prior to finishing his college career at UCLA, he studied at Washington State for two years and played one season as a member of the varsity basketball team at Chapman University.

A native of Carbondale, Ill., Woolard earned a bachelor's degree in history from UCLA in August 1997.



RAY OLIVER

COORDINATOR OF MEN'S
BASKETBALL
PERFORMANCE
(SECOND SEASON)

Ray "Rock" Oliver is in his second season as the coordinator of men's basketball performance after spending three years as the director of strength and conditioning for the UK football team.

Oliver's history includes terms in football and basketball on the collegiate and professional levels. Prior to his current stint at UK, he spent six seasons as the associate strength and conditioning coach with the Cincinnati Bengals and has been the head strength coach with the Tampa Bay Buccaneers and the New Jersey Nets of the NBA.

On the collegiate level, Oliver has been the strength and conditioning coach with football and/or basketball teams at Kansas, Pittsburgh, UK, South Carolina and Memphis. He previously worked UK from 1989-92, also working with the Wildcat basketball team.

A native of Cincinnati, Oliver was a defensive back at Ohio State in 1980-81 before transferring to the University of Cincinnati. While sitting out the '82 season as a transfer, he became interested in strength training under then-UC Coach Mike Gottfried.

When Gottfried moved to the University of Kansas in 1983, Oliver transferred to Kansas and began working as a strength and conditioning coach while completing his degree. He graduated in 1986.

Oliver is married and has two grown children.

2014 - 2015 KENTUCKY MEN'S BASKETBALL



JOEL JUSTUS
DIRECTOR OF BASKETBALL ANALYTICS
(FIRST SEASON)

Joel Justus enters his first season as the director of analytics for the men's basketball program at Kentucky.

Justus' main responsibilities will include analyzing player and team performance, utilizing various stats and data to help develop efficient strategies through video. He will develop tools that streamline the decision-making process of the coaching staff using advanced statistical modeling and analysis.

Furthermore, he will be tasked with manipulating and analyzing large data sets to aid the coaching staff's scouting reports as well as post-game analysis. He will also assist in day-to-day operations of the program which includes coordinating with NBA personnel while assisting in many areas of basketball operations.

Justus comes to UK after serving as the head coach at Davidson Day High School in Davidson, N.C., since 2012. In both years at the helm, he guided the Patriots to the Elite Eight in the state tournament.

Prior to his time at Davidson Day, Justus served as the head boys' basketball coach at Woodberry Forest School in Woodberry, Va., from 2008-12. During his time at Woodberry Forest, he guided his team to the Virginia Prep League regular-season championship in 2010, while advancing to the Virginia Prep League championship game in consecutive years, a first in more than two decades.

Justus has spent time in college basketball, as an assistant coach at Elon University from 2004-08, where he helped guide the Phoenix to a Northern Division title in 2006 and the Southern Conference championship game in 2008.

A 2004 graduate of UNC Wilmington, he helped the Seahawks as a student-athlete capture two Colonial Athletic Association titles, made three postseason appearances (NIT in 2001; NAAs in 2002 and 2003) and was team captain his senior season.



TIM ASHER
BASKETBALL VIDEO COORDINATOR
(17TH SEASON)

Tim Asher is in his 17th year as the Wildcats' basketball video coordinator after serving the previous 12 seasons as the team's traveling vid-

eographer. In addition, he has worked on the UK football team video staff for the past 25 years. In his role, Asher oversees all of the basketball program's video needs, including maintaining the Wildcats' sophisticated editing system. He is heavily involved in the design and integration of video throughout multiple UK athletic facilities.

Asher has also been the lead on the This is Kentucky Basketball coach's show, shooting all behind-the-scenes aspects as well as the majority of the Q&A's, Inside the Play segments, in addition to others.

Asher, 54, started his own company, Idle Minds Productions, in 1987, which provides video services for various networks, documentaries and commercials. He's been employed as a freelance trainer and demo artist on non-linear video systems for Sony Corporation since 1995, served as a field production specialist for WLEX-TV, and as a producer/director then production manager for WDKY-TV.

Asher earned his bachelor's degree in communications from Morehead State University. A native of Olive Hill, Ky., he and his wife Cindy have a 16-year-old daughter, Laura.



MARK EVANS
MEN'S BASKETBALL EQUIPMENT MANAGER
(SECOND SEASON)

Mark Evans is in his second season as UK men's basketball head equipment manager. He previously spent four seasons as a student manager.

He began his career as a student manager at Memphis for one season before transferring to Kentucky upon John Calipari's hiring.

Evans graduated from Kentucky in May of 2013 with degrees in business management and corporate communications.

He earned a master's degree in sport leadership from UK in May 2014.

Evans is a native of Elmira, N.Y.



ROBERT HARRIS
ASSISTANT STRENGTH AND CONDITIONING COACH
(FIRST SEASON)

Robert Harris is in his first season as the assistant strength and condition coach for the men's basketball team. He came to the University of Kentucky after serving as an assistant strength and conditioning coach for football at the University of Arkansas.

Prior to his stint at Arkansas, Harris worked as an assistant strength and conditioning coach for the NFL's Cincinnati Bengals for three years. With the Bengals, Harris was responsible for assisting in the development of the programs and weight room operations.

He began his career as an intern with Kentucky's football strength and conditioning program in 2009, before joining the Velocity Sports Performance staff. With Velocity, he assisted head performance coaches with workouts and assisted with development programs for NFL draft prospects.

Harris then joined the staff as an intern with Ohio State's football program, assisting with the coordinating and implementation of strength training and conditioning programs for the Buckeyes.

He is certified as a Performance Enhancement Specialist by the National Academy of Sports Medicine, USA Weightlifting Club Coach, National Association of Speed and Explosion, and Functional Movement Screen.

Harris is a graduate of Kentucky State University with a Bachelor of Arts in physical education in 2009. He earned a master's degree at Eastern Kentucky University in sports administration in 2010.

He and his wife, Maria, have two daughters, Anaya and Alaya.



JOHN HAYDEN
ASSOCIATE DIRECTOR MEDIA RELATIONS
(NINTH SEASON)

John Hayden is in his ninth season working with the men's basketball program and his second as the primary media contact after being promoted to associate director of media relations in July 2011.

Hayden has served as the primary contact for women's soccer and the secondary contact for men's basketball the past six seasons and will continue to handle UK's media relations efforts with both sports. However, Hayden's work with the men's basketball team expanded in 2012 as he serves as the primary media relations contact for head coach John Calipari, men's basketball student-athletes, assistant coaches and staff. In addition, he serves as the contact for the women's golf program.

Hayden will continue to hire and oversee Kentucky's media relations assistants, but he will now also be the liaison and supervisor over UK's assistant directors of media relations.

Prior to UK, he spent six years as assistant director of media relations at the University of Alabama where he directed the media and public

2014 - 2015 KENTUCKY MEN'S BASKETBALL

relations efforts for the football, softball, women's soccer, men's cross country, and track and field programs.

During his tenure with Alabama, the softball team made four appearances at the College World Series (2000, 2003, 2005, 2006).

After graduating from Alabama in December of 1998 with a degree in communications, Hayden served as an intern in the media relations department with the Chicago White Sox's AA affiliate, the Birmingham Barons, during the 1999 season.

A Paducah, Ky., native, he and his wife, Maria, have a 3-year old daughter, Lilly.



DEB MOORE

ASSISTANT DIRECTOR
MEDIA RELATIONS
(THIRD SEASON)

Deb Moore is in her eighth year as assistant media relations director at Kentucky and her third season working with the men's basketball program.

Moore also serves as the full-time media relations contact for Kentucky's nationally ranked volleyball team and men's golf team.

In her second season with the Wildcats, she helped promote the 2014 national runner-up team and freshman Julius Randle earned All-America distinction.

During the 2012 men's basketball championship season, Moore served as a secondary contact as Anthony Davis captured national player of the year accolades and UK brought home the school's eighth national title. In 2013, Moore helped promote Nerlens Noel to SEC Freshman of the Year and Kyle Wiltjer to SEC Sixth Man of the Year.

While working with the Kentucky volleyball team, Craig Skinner has led the Wildcats to eight consecutive NCAA Tournament appearances including Sweet 16 appearances in three of the last five seasons.

During her tenure at Kentucky, Moore has served as the media coordinator for two NCAA volleyball regionals, four NCAA volleyball first and second rounds, an NCAA softball super regional, two NCAA softball regionals, the 2013 SEC Softball Tournament, and the 2007 SEC Swimming and Diving Championships.

Since coming to UK, she has also worked with the men's tennis, women's golf, the swimming and diving teams, football, and softball.

Prior to her arrival in Lexington, Moore earned a bachelor's degree in journalism/mass communication from St. Bonaventure University. While at SBU, Moore served as the media coordinator for the 2006 Atlantic 10 Swimming and Diving Championships where the Bonnies captured the

men's title for the first time in nearly a decade.

In the summer of 2005, Moore interned with the public relations staff of the WNBA's Washington Mystics.

Moore completed a master's of science degree in kinesiology and health promotion with an emphasis in sport leadership from the University of Kentucky in December of 2011.

The Fredericksburg, Va., native is a member of the College Sports Information Directors of America. She is the daughter of Dave and Jodi Moore, and has one sister, Kate, who is a 2013 graduate of Kentucky.



DEWAYNE PEEVY

DEPUTY ATHLETICS
DIRECTOR
(SEVENTH SEASON)

DeWayne Peevy is in his seventh year at the University of Kentucky and his second as the deputy director of athletics.

Peevy, who joined UK in August 2008, plays a prominent role in the day-to-day administration of Kentucky's 22-sport intercollegiate athletics program, assisting UK Athletics Director Mitch Barnhart with the direction of the department. Peevy also oversees the men's basketball program and the K Fund development office.

Upon his hiring, Peevy oversaw both the media relations department and the award-winning Kentucky sports publication department while serving as the primary media contact for the national renowned men's basketball team.

In 2010, Peevy was promoted to Senior Associate AD for Communication and assumed oversight over the Marketing and Sports Video departments.

During the Spring of 2012, he was promoted to Executive Associate AD for External Operations concluding his time as the primary media contact for men's basketball while adding supervision of the K Fund development office and men's basketball liaison duties. He still supervised the media relations, marketing, publications and sports video departments until his promotion to Deputy Athletics Director in 2013.

The Birmingham, Ala., native also served on the NCAA Division I Men's Basketball Final Four Media Coordination Committee through the 2013 NCAA Championship and he previously served as the sports information director representative on the board of the United States Basketball Writers Association.

Peevy came to UK after spending eight years at the Southeastern Conference. He was responsible for the day-to-day publicity of SEC men's basketball. A graduate of the University of Montevallo, Peevy served as the media director

of the SEC Men's Basketball Tournament from 2004-08.

Prior to his time at the SEC, Peevy spent nearly three years at his alma mater where he oversaw and handled all media and promotional operations for all nine varsity sports. He received six national publication awards from the College Sports Information Directors of America at Montevallo.

Peevy also served as the assistant information director at the Gulf South Conference from September 1996 to October 1997.

Peevy received his bachelor of business administration degree in accounting from the University of Montevallo in 1996.

He and his wife, Allison, have two children, Kaitlyn, 14, and Braden, 7.



LUNETHA PRYOR

ADMINISTRATIVE
ASSISTANT TO THE HEAD
COACH
(SIXTH SEASON)

Lunetha Pryor begins her sixth season with the University of Kentucky men's basketball team and her 15th season as UK head coach John Calipari's assistant.

She works closely with Chris Woolard, associate athletic director for basketball operations, in coordinating Coach Calipari's calendar and assists Coach Calipari with all of his travel and recruiting responsibilities.

Pryor is also in charge of coordinating all of Coach Calipari's autograph requests in addition to the ticket requests that the basketball office receives and those of the coaching staff. She also worked for the University of Memphis in athletics.

A Memphis native, Pryor has one daughter, Kia Symone.



CHRIS SIMMONS

HEAD ATHLETIC TRAINER
(SIXTH SEASON)

Chris Simmons is in his sixth season as head athletic trainer for men's basketball at the University of Kentucky. He reached the mountaintop in his third year in Lexington, assisting Kentucky to its eighth NCAA Men's Basketball National Championship and its 16th NCAA Men's Basketball Final Four.

Over the last five seasons, Simmons has helped numerous players reach their NBA dreams. He helped UK make history when five Wildcats were drafted in the first round of the

2014 - 2015 KENTUCKY MEN'S BASKETBALL

2010 NBA Draft.

Simmons was a member of a Tiger staff that helped direct Memphis to three consecutive record-setting seasons. In his first season, Memphis posted a 33-4 overall record, won the Conference USA regular season and tournament titles, and advanced to the NCAA Men's Basketball Elite Eight.

En route to the 2008 NCAA Men's Basketball National Championship game, Simmons' quick work on Derrick Rose's cut above his eye suffered in the NCAA Men's Basketball South Regional semifinal game against Michigan State aided the Tigers' postseason run. Rose finished the Michigan State game and had a tremendous performance against Texas in the South Regional final to claim the NCAA Men's Basketball South Regional MVP honor.

Prior to his time at Memphis, he spent the 2005-2006 basketball season as head athletic trainer/coordinator of basketball operations with the Arkansas RimRockers of the NBA Development League.

No stranger to the Southeastern Conference, Simmons earned his master's degree in 2004 from the University of Arkansas. During his tenure with the Razorbacks, he served as a graduate assistant athletic trainer with football.

Simmons is a 2002 graduate of the University of Memphis with his bachelor's degree and a certified member of the National Athletic Trainers' Association and National Academy of Sports Medicine.



**MICHAEL
STONE**
ACADEMIC COUNSELOR
(14TH SEASON)

Michael Stone is entering his 17th year working with student-athletes in the Center for Academic and Tutorial Services and his 14th year working with the men's basketball team.

Stone, a native of Clay City, Ky., has made a positive impact on the Kentucky men's basketball program during his tenure. A tireless worker, Stone has assisted current and former student-athletes in their academic responsibilities and post-graduation aspirations. He has been instrumental in the recent success of the Wildcats in the classroom.

In addition to his responsibilities with the men's basketball program, Stone serves as the academic counselor for Kentucky's baseball team.

In 2014, Kentucky had nine basketball players earn All-SEC Academic team distinction and Sam Malone earned the Elite 69 Award honoring the player with the highest cumulative GPA at the Final Four, all the while maintaining a 3.0 GPA in both semesters during the Final Four run.

In 2012-13, 12 men's basketball players posted a 3.0 or better grade-point average, while the team finished with a combined GPA of 3.23 for the 2013 year. UK had a 3.4 in the 2013 spring

semester – the highest mark of the John Calipari era. The basketball team's 3.4 GPA in the spring was the highest among all men's sports at UK that year.

Stone has helped 49 men's basketball student-athletes earn All-SEC Academic Team honors during his time with the program, including a school-record 11 in 2013. Prior to Stone's tenure with the men's basketball staff, 29 total student-athletes had earned All-SEC Academic honors, dating back to 1962.

Prior to the start of the 2010 season the Kentucky men's basketball team received an NCAA Academic Progress Rate public recognition award for placing in the top 10 percent of the nation's Division I men's basketball APR scores.

In addition to his duties as an academic counselor, Stone supervises the CATS study hall as well as oversees the nightly functions of the CATS facility.

Stone is an active member of the National Association of Academic Advisors for Athletics. He has served as the Region II Representative for the Student-Athlete Recognition Committee, which honors student-athletes who have overcome great obstacles to achieve academic success while participating in intercollegiate athletics.

Stone received both a B.S. in economics and a B.B.A. in marketing (1997), as well as his master's in sports management (2002) from UK.



2014 - 2015 KENTUCKY MEN'S BASKETBALL

ADDITIONAL
STAFF



Linda Carmack
Men's Basketball
Administrative Assistant



Blake Copass
Student Athletic
Trainer



Stephanie Guy
Media Relations
Office Coordinator



Allie Schick
Men's Basketball
Assistant



Lee Mills
Committee of 101
President



Patrick Whitmer
Public Address
Announcer




Marcia Stone
Statistics
Director



Kenny Bourne
Official
Scorer



Donnie Adkins
Shot Clock



Mike Rogers
Scoreboard



Christian Latterman, M.D.
Orthopaedic
Team Physician



Darren Johnson, M.D.
Orthopaedic
Team Physician



Scott Mair, M.D.
Orthopaedic
Team Physician



James Jagger, M.D.
Head
Team Physician



Rob Hosey, M.D.
Associate Head
Team Physician

MITCH BARNHART

**ATHLETICS
DIRECTOR
13TH YEAR**

**EDUCATION:
OTTAWA UNIVERSITY, 1981**

*Following an historic
11th-place Directors' Cup
finish and a department-wide
GPA of better than 3.0 in both
of the last two years,
UK Athletics is positioned to
reach the goals of the
15 by 15 by 15 Plan.*



The 2013-14 school year marked a major milestone for Kentucky Athletics Director Mitch Barnhart.

The UK athletic teams soared to a No. 11 final ranking in the NACDA Directors Cup standings -- UK's highest finish in school history -- breaking the previous best of No. 25 set just one year earlier.

The latest record fulfilled one of the goals Barnhart had established in 2008, his ambitious 15 by 15 Plan, in which Kentucky would rank in the nation's top 15 athletic programs and win 15 conference or national championships by 2015. At the same time, Barnhart set a goal of a 3.0 composite grade-point average for UK student-athletes and an even greater commitment to community service by Wildcat athletes and staff.

All of the goals presented bold, unprecedented challenges for UK Athletics. The academic goal was first achieved in the spring semester of 2010 and has been reached several times since, hitting a peak in spring 2014 with a school-record 3.14 composite GPA. Community service has risen to more than 4,000 hours annually.

With the Directors Cup goal completed, only one of the heights is yet to be scaled, as the Wildcats need four more championships in the coming year to reach 15 titles.

Hitting the top 15 target in the Directors Cup didn't happen overnight and it didn't happen by accident, either. It was the result of a steady, methodical process which Barnhart began upon his arrival in 2002.

Barnhart started by providing funds for full coaching staffs and scholarship allotments for all 22 UK sports.

Next, Barnhart constructed new facilities, including the Joe Craft Center; new stadiums for track and field, softball and soccer; the UK Golf House; and the Wildcat Coal Lodge dormitory.

Currently, Commonwealth Stadium is undergoing major renovations and a new football practice/office complex is on the drawing board. All totaled, Barnhart has completed or is in the process of approximately \$249 million of facility construction.

Additional achievements have occurred on and off the field under Barnhart's guidance. UK athletes have set records for graduation rates and maintained a perfect mark in the 10-year history of the NCAA Academic Progress Rate. In the arenas of competition, records have been achieved for winning conference championships and two Wildcat teams have earned national championships.

Barnhart's vision extends beyond the realm of athletics. With pressing facility needs on campus as well, Barnhart has made a \$65 million commitment for athletics to help fund the new Academic Science Building. And, he directs an an-

nual \$1.7-million contribution to the University's scholarship program.

Beyond the campus, Barnhart is a member of the NCAA Championship Committee and is on the SEC Network content committee. He also serves on the national advisory boards of Athletes in Action and K-Love Radio.

Barnhart arrived at UK from Oregon State, where he served four successful years (1998-2002) as athletics director. Before OSU, he worked in athletics administration posts at Tennessee (1986-98), Southern Methodist University (1983-86), Oregon (1983) and San Diego State (1982-83).

Barnhart is a native of Kansas City, Kan. He earned his bachelor's degree from Ottawa University (Kansas) in 1981 and a master's in sports administration from Ohio University.

Reaching new heights is also a theme of his personal life. An avid mountain climber, Barnhart has scaled Mount Rainier, the tallest peak in the contiguous 48 states, along with Mount Kilimanjaro, the highest in Africa.

Barnhart's family includes his wife, Connie; three children, Blaire, Scott, and Kirby Willoughby; Kirby's husband, McKenzie, and a grandson, Cooper.

2013-2014 FINAL STATS

#	Player	GP-GS	Min/Avg	[---TOTAL---		[---3-PTS---			[---REBOUNDS---							Pts/Avg
				FG-FGA	Pct	3FG-FGA	Pct	FT-FTA	Pct	Off-Def-Tot-Avg	PF-FO	A	TO	Blk	Stl	
30	Randle, Julius	40-40	1233/30.8	196-392	.500	3-18	.167	204-289	.706	140-277-417-10.4	91-1	57	101	31	20q	599/15.0
01	Young, James	40-39	1296/32.4	183-450	.407	82-235	.349	125-177	.706	41-130-171-4.3	83-2	67	75	8	30	573/14.3
02	Harrison, Aaron	40-40	1303/32.6	174-411	.423	62-174	.356	139-176	.790	25-93-118-3.0	85-2	74	65	12	43	549/13.7
05	Harrison, Andrew	40-39	1267/31.7	121-330	.367	33-94	.351	159-208	.764	32-94-126-3.2	119-3	159	109	9	21	434/10.9
22	Poythress, Alex	37-18	880/23.8	106-178	.596	0-0	.000	40-83	.482	94-131-225-6.1	98-2	25	31	106	44	252/6.8
44	Johnson, Dakari	40-0	734/18.4	88-177	.497	8-33	.242	50-80	.625	72-109-181-4.5	85-2	17	38	29	12	234/5.9
00	Lee, Marcus	39-18	550/14.1	82-144	.569	0-0	.000	38-85	.447	79-75-154-3.9	79-1	11	25	23	9	202/5.2
04	Hood, Jon	25-4	157/6.3	26-42	.619	0-0	.000	7-16	.438	21-15-36-1.4	19-0	2	4	14	0	59/2.4
35	Willis, Derek	13-1	47/3.6	4-13	.308	3-10	.300	4-4	1.000	1-3-4-0.3	5-0	5	4	0	2	15/1.2
03	Polson, Jarrod	14-0	39/2.8	3-9	.333	1-6	.167	9-12	.750	1-7-8-0.6	0-0	0	4	0	1	16/1.1
25	Hawkins, Dominique	33-1	281/8.5	11-36	.306	9-25	.360	1-3	.333	5-16-21-0.6	26-0	17	9	2	2	32/1.0
24	Floreal, E.J.	33-0	283/8.6	9-31	.290	2-16	.125	5-13	.385	7-16-23-0.7	37-0	12	6	1	4	25/0.8
13	Malone, Sam	3-0	4/1.3	1-1	1.000	0-0	.000	0-0	.000	0-1-1-0.3	1-0	0	0	1	1	2/0.7
32	Long, Brian	1-0	0/0.0	0-0	.000	0-0	.000	0-0	.000	0-0-0-0.0	0-0	0	0	0	0	0/0.0
TM	TEAM.....	1-0	1/1.0	0-0	.000	0-0	.000	0-0	.000	0-0-0-0.0	0-0	0	0	0	0	0/0.0
	Total.....	40	8075	1004-2214	.453	203-611	.332	781-1146	.682	56-67-123-3.1	4		10			
	Opponents.....	40	8075	933-2271	.411	222-689	.322	577-836	.690	437-794-1231-30.8	732-13	446	481	236	189	2992/74.8

SCORE BY PERIODS:	1st	2nd	OT	Total
Kentucky	1404	1558	30	2992
Opponents	1305	1325	35	2665

2013 - 2014 FINAL SEC STATS

#	Player	GP-GS	Min/Avg	[---TOTAL---		[---3-PTS---			[---REBOUNDS---							Pts/Avg
				FG-FGA	Pct	3FG-FGA	Pct	FT-FTA	Pct	Off-Def-Tot-Avg	PF-FO	A	TO	Blk	Stl	
01	Young, James	18-17	601/33.4	87-213	.408	38-113	.336	55-81	.679	18-55-73-4.1	38-0	33	33	3	16	267/14.8
30	Randle, Julius	18-18	563/31.3	80-165	.485	3-7	.429	79-109	.725	63-123-186-10.3	45-0	21	43	16	13	242/13.4
02	Harrison, Aaron	18-18	585/32.5	67-178	.376	22-69	.319	71-84	.845	14-44-58-3.2	42-2	35	31	5	22	227/12.6
05	Harrison, Andrew	18-17	570/31.7	56-158	.354	17-45	.378	61-76	.803	18-42-60-3.3	53-2	66	44	4	11	190/10.6
22	Poythress, Alex	18-0	349/19.4	44-93	.473	2-14	.143	34-48	.708	29-47-76-4.2	39-0	8	20	17	6	124/6.9
15	Cauley-Stein, Willie	18-9	402/22.3	47-82	.573	0-0	.000	20-41	.488	38-30-68-3.8	47-2	9	17	35	21	114/6.3
44	Johnson, Dakari	18-9	249/13.8	41-66	.621	0-0	.000	21-43	.488	39-49-88-4.9	37-1	5	11	15	5	103/5.7
03	Polson, Jarrod	18-1	206/11.4	9-30	.300	7-21	.333	0-1	.000	5-13-18-1.0	19-0	13	7	1	2	25/1.4
04	Hood, Jon	7-1	27/3.9	3-9	.333	2-7	.286	0-0	.000	1-2-3-0.4	2-0	2	1	0	0	8/1.1
00	Lee, Marcus	9-0	39/4.3	4-8	.500	0-0	.000	1-4	.250	3-2-5-0.6	5-0	1	1	2	0	9/1.0
35	Willis, Derek	5-0	17/3.4	1-5	.200	0-4	.000	0-0	.000	1-3-4-0.8	0-0	0	1	0	1	2/0.4
25	Hawkins, Dominique	13-0	66/5.1	1-9	.111	0-5	.000	2-3	.667	1-5-6-0.5	10-0	2	1	0	0	4/0.3
24	Floreal, E.J.	1-0	1/1.0	0-0	.000	0-0	.000	0-0	.000	0-0-0-0.0	0-0	0	0	0	0	0/0.0
TM	TEAM.....															
	Total.....	18	3675	440-1016	.433	91-285	.319	344-490	.702	28-33-61-3.4	3		7			
	Opponents.....	18	3675	418-1002	.417	88-278	.317	294-410	.717	258-448-706-39.2	340-7	195	217	98	97	1315/73.1

SCORE BY PERIODS:	1st	2nd	OT	Total
Kentucky	602	683	30	1315
Opponents	569	614	35	1218

2013-2014 TEAM HIGHS AND LOWS

Kentucky - Game Highs

POINTS.....	32.....	AT LSU (1/28/14)
105.....	30.....	BELMONT (12/21/13)
93.....	30.....	VS. MICHIGAN STATE (11/12/13)
93.....	FG ATT.	
89.....	69.....	AT ARKANSAS (1/14/14)
87.....	69.....	BOISE STATE (12/10/13)
	69.....	ROBERT MORRIS (11/17/13)
FG MADE	FG PCT	
35.....	.596 (28-47).....	AT FLORIDA (3/8/14)
32.....	.551 (27-49).....	VS. WICHITA STATE (3/23/14)
32.....	3 PT FG MADE	
	11.....	BELMONT (12/21/13)
FG ATT.	10.....	VS. WICHITA STATE (3/23/14)
76.....	10.....	VS. PROVIDENCE (12/1/13)
73.....	3 PT FG ATT.	
	35.....	NORTHERN KENTUCKY (11/10/13)
FG PCT.	30.....	BELMONT (12/21/13)
.643 (27-42).....	3 PT FG PCT.	
.552 (32-58).....	.600 (9-15).....	AT FLORIDA (3/8/14)
	.526 (10-19).....	VS. PROVIDENCE (12/1/13)
3 PT FG MADE	FT MADE	
9.....	29.....	AT ARKANSAS (1/14/14)
9.....	29.....	AT NORTH CAROLINA (12/14/13)
3 PT FG ATT.	FT ATT.	
28.....	45.....	AT NORTH CAROLINA (12/14/13)
22.....	41.....	AT ARKANSAS (1/14/14)
22.....	FT PCT.	
	1.000 (16-16).....	ARKANSAS (2/27/14)
3 PT FG PCT.	1.000 (10-10).....	VS. CONNECTICUT (4/7/14)
.750 (6-8).....	1.000 (6-6).....	BOISE STATE (12/10/13)
.636 (7-11).....	REBOUNDS	
	41.....	VS. BAYLOR (12/6/13)
FT MADE	40.....	LSU (2/22/14)
33.....	ASSISTS	
30.....	20.....	AT FLORIDA (3/8/14)
	19.....	BELMONT (12/21/13)
FT ATTEMPTS	STEALS	
48.....	13.....	VS. MICHIGAN STATE (11/12/13)
43.....	11.....	AT LSU (1/28/14)
FT PCT.	BLOCKS	
.958 (23-24).....	11.....	AT LSU (1/28/14)
.900 (27-30).....	8.....	ARKANSAS (2/27/14)
REBOUNDS	TURNOVERS	
56.....	20.....	ARKANSAS (2/27/14)
52.....	20.....	GEORGIA (1/25/14)
		GEORGIA (1/25/14)
ASSISTS	FOULS	
20.....	32.....	UNC ASHEVILLE (11/8/13)
19.....	31.....	EASTERN MICHIGAN (11/27/13)
STEALS		
9.....		
9.....		
9.....		
BLOCKS		
12.....		
11.....		
11.....		
11.....		
11.....		
11.....		
TURNOVERS		
20.....		
19.....		
19.....		
FOULS		
31.....		
31.....		

FG MADE

32.....	AT LSU (1/28/14)
30.....	BELMONT (12/21/13)
30.....	VS. MICHIGAN STATE (11/12/13)
FG ATT.	
69.....	AT ARKANSAS (1/14/14)
69.....	BOISE STATE (12/10/13)
69.....	ROBERT MORRIS (11/17/13)
FG PCT	
.596 (28-47).....	AT FLORIDA (3/8/14)
.551 (27-49).....	VS. WICHITA STATE (3/23/14)
3 PT FG MADE	
11.....	BELMONT (12/21/13)
10.....	VS. WICHITA STATE (3/23/14)
10.....	VS. PROVIDENCE (12/1/13)
3 PT FG ATT.	
35.....	NORTHERN KENTUCKY (11/10/13)
30.....	BELMONT (12/21/13)
3 PT FG PCT.	
.600 (9-15).....	AT FLORIDA (3/8/14)
.526 (10-19).....	VS. PROVIDENCE (12/1/13)
FT MADE	
29.....	AT ARKANSAS (1/14/14)
29.....	AT NORTH CAROLINA (12/14/13)
FT ATT.	
45.....	AT NORTH CAROLINA (12/14/13)
41.....	AT ARKANSAS (1/14/14)
FT PCT.	
1.000 (16-16).....	ARKANSAS (2/27/14)
1.000 (10-10).....	VS. CONNECTICUT (4/7/14)
1.000 (6-6).....	BOISE STATE (12/10/13)
REBOUNDS	
41.....	VS. BAYLOR (12/6/13)
40.....	LSU (2/22/14)
ASSISTS	
20.....	AT FLORIDA (3/8/14)
19.....	BELMONT (12/21/13)
STEALS	
13.....	VS. MICHIGAN STATE (11/12/13)
11.....	AT LSU (1/28/14)
BLOCKS	
11.....	AT LSU (1/28/14)
8.....	ARKANSAS (2/27/14)
TURNOVERS	
20.....	ARKANSAS (2/27/14)
20.....	GEORGIA (1/25/14)
FOULS	
32.....	UNC ASHEVILLE (11/8/13)
31.....	EASTERN MICHIGAN (11/27/13)

Kentucky - Game Lows

POINTS	
54.....	VS. CONNECTICUT (4/7/14)
55.....	ALABAMA (3/4/14)
56.....	VS. KANSAS STATE (3/21/14)
59.....	FLORIDA (2/15/14)
60.....	VS. FLORIDA (3/16/14)
FG MADE	
14.....	AT SOUTH CAROLINA (3/1/14)
16.....	ALABAMA (3/4/14)
FG ATT.	
42.....	VS. PROVIDENCE (12/1/13)
42.....	FLORIDA (2/15/14)
FG PCT.	
.269 (14-52).....	AT SOUTH CAROLINA (3/1/14)
.309 (17-55).....	AT AUBURN (2/12/14)

3 PT FG MADE

1.....	LSU (2/22/14)
2.....	OLE MISS (2/4/14)
2.....	VS. WISCONSIN (4/5/14)
3 PT FG ATT.	
5.....	VS. WISCONSIN (4/5/14)
8.....	VS. PROVIDENCE (12/1/13)
3 PT FG PCT.	
.111 (1-9).....	LSU (2/22/14)
.154 (2-13).....	OLE MISS (2/4/14)
FT MADE	
6.....	VS. MICHIGAN (3/30/14)
9.....	AT LSU (1/28/14)
9.....	VS. GEORGIA (3/15/14)
FT ATT.	
11.....	VS. MICHIGAN (3/30/14)
13.....	AT LSU (1/28/14)
FT PCT.	
.500 (9-18).....	VS. GEORGIA (3/15/14)
.522 (12-23).....	VS. BAYLOR (12/6/13)
REBOUNDS	
24.....	TENNESSEE (1/18/14)
25.....	VS. BAYLOR (12/6/13)
ASSISTS	
5.....	LSU (2/22/14)
7.....	BOISE STATE (12/10/13)
7.....	AT AUBURN (2/12/14)
7.....	ARKANSAS (2/27/14)
STEALS	
0.....	VS. BAYLOR (12/6/13)
1.....	VS. MICHIGAN STATE (11/12/13)
BLOCKS	
1.....	AT FLORIDA (3/8/14)
1.....	VS. WISCONSIN (4/5/14)
TURNOVERS	
4.....	VS. WISCONSIN (4/5/14)
7.....	UNC ASHEVILLE (11/8/13)
7.....	BELMONT (12/21/13)
7.....	AT MISSOURI (2/1/14)
FOULS	
10.....	VS. CONNECTICUT (4/7/14)
11.....	ALABAMA (3/4/14)
11.....	VS. KANSAS STATE (3/21/14)

Opponent - Game Lows

POINTS	
48.....	ALABAMA (3/4/14)
49.....	ROBERT MORRIS (11/17/13)
49.....	VS. KANSAS STATE (3/21/14)
51.....	TEXAS A&M (1/21/14)
54.....	GEORGIA (1/25/14)
FG MADE	
16.....	ROBERT MORRIS (11/17/13)
16.....	GEORGIA (1/25/14)
FG ATT.	
38.....	VS. GEORGIA (3/15/14)
47.....	AT MISSISSIPPI STATE (2/8/14)
47.....	AT FLORIDA (3/8/14)
FG PCT.	
.232 (16-69).....	ROBERT MORRIS (11/17/13)
.311 (19-61).....	VS. PROVIDENCE (12/1/13)
3 PT FG MADE	
1.....	AT MISSISSIPPI STATE (2/8/14)
3 PT FG ATT.	
7.....	AT NORTH CAROLINA (12/14/13)
8.....	TEXAS A&M (1/21/14)
8.....	GEORGIA (1/25/14)
8.....	AT MISSISSIPPI STATE (2/8/14)

2014 - 2015 KENTUCKY MEN'S BASKETBALL

3 PT FG PCT.

.125 (1-8)..... AT MISSISSIPPI STATE (2/8/14)
 .125 (2-16)..... AT AUBURN (2/12/14)

FT MADE

6..... BOISE STATE (12/10/13)
 6..... AT VANDERBILT (1/11/14)
 6..... VS. KANSAS STATE (3/21/14)

FT ATT.

6..... BOISE STATE (12/10/13)

FT PCT.

.412 (7-17)..... VS. FLORIDA (3/16/14)
 .476 (10-21)..... UNC ASHEVILLE (11/8/13)

REBOUNDS

21..... VS. GEORGIA (3/15/14)
 23..... NORTHERN KENTUCKY (11/10/13)
 23..... AT OLE MISS (2/18/14)
 23..... VS. WICHITA STATE (3/23/14)

ASSISTS

2..... AT AUBURN (2/12/14)
 5..... BOISE STATE (12/10/13)

STEALS

1..... UNC ASHEVILLE (11/8/13)

BLOCKS

0..... NORTHERN KENTUCKY (11/10/13)
 0..... UT-ARLINGTON (11/19/13)
 0..... MISSISSIPPI STATE (1/8/14)
 0..... AT OLE MISS (2/18/14)

TURNOVERS

5..... FLORIDA (2/15/14)

FOULS

12..... AT LSU (1/28/14)
 14..... VS. MICHIGAN (3/30/14)

Kentucky - Individual Game Highs

POINTS

29..... Randle, vs. Belmont (12/21/13)
 28..... Aa. Harrison, vs. Robert Morris (11/17/13)
 27..... Randle, vs. Michigan State (11/12/13)
 26..... An. Harrison, vs. Tennessee (1/18/14)
 26..... Young, vs. Mississippi State (1/8/14)
 26..... Young, vs. UT-Arlington (11/19/13)

FG MADE

9..... Young, at LSU (1/28/14)
 9..... Randle, vs. Michigan State (11/12/13)

Field Goal Att.

18..... Young, vs. LSU (1/28/14)
 18..... Young, vs. Mississippi State (1/8/14)

FG PCT (MIN 5 MADE)

.875 (7-8)..... Cauley-Stein, vs. Ole Miss (2/4/14)
 .875 (7-8)..... Johnson, at LSU (1/28/14)
 .875 (7-8)..... Randle, vs. Louisville (12/28/13)
 .875 (7-8)..... Cauley-Stein, vs. Providence (12/1/13)
 .875 (7-8)..... Lee, vs. UNC Asheville (11/8/13)

3-PT FG MADE

5..... Young, at LSU (1/28/14)
 5..... Young, vs. UT-Arlington (11/19/13)

3-PT FG ATT.

12..... Young, at LSU (1/28/14)
 11..... Young, vs. Boise State (12/10/13)
 11..... Young, vs. Michigan State (11/12/13)

3-PT FG PCT (MIN 2 MADE)

1.000 (2-2)..... An. Harrison, vs. Georgia (3/15/14)
 1.000 (2-2)..... An. Harrison, at Missouri (2/1/14)
 1.000 (2-2)..... An. Harrison, UT-Arlington (11/19/13)

FT MADE

13..... Randle, at Ole Miss (2/18/14)
 13..... Randle, vs. Belmont (12/21/13)

FT ATT.

19..... Randle, vs. Belmont (12/21/13)
 17..... An. Harrison, at North Carolina (12/14/13)

FT PCT (MIN 10 MADE)

1.000 (10-10)..... An. Harrison, Tennessee (1/18/14)
 1.000 (10-10)..... Aa. Harrison, Robert Morris (11/17/13)

REBOUNDS

16..... Randle, vs. LSU (3/14/14)
 16..... Randle, vs. UNC Asheville (11/8/13)

ASSISTS

9..... An. Harrison, vs. Georgia (3/15/14)
 8..... An. Harrison, vs. LSU (3/14/14)

STEALS

6..... Cauley-Stein, Georgia (1/25/14)
 4..... Cauley-Stein, Kansas State (3/21/14)
 4..... Aa. Harrison, UNC Asheville (11/8/13)

BLOCKS

9..... Cauley-Stein, Boise State (12/10/13)
 9..... Cauley-Stein, vs. Providence (12/1/13)

TURNOVERS

8..... Randle, vs. Michigan State (11/12/13)
 6..... An. Harrison, vs. Wichita State (3/23/14)
 6..... An. Harrison, vs. Kansas State (3/21/14)

FOULS

5..... Young, Louisville (3/28/14)
 5..... Poythress, vs. LSU (3/14/14)
 5..... Cauley-Stein, at South Carolina (3/1/14)
 5..... Aa. Harrison, at South Carolina (3/1/14)
 5..... An. Harrison, Florida (2/15/14)
 5..... Aa. Harrison, at Auburn (2/12/14)
 5..... An. Harrison, at Mississippi State (2/8/14)
 5..... Johnson, at LSU (1/28/14)
 5..... Cauley-Stein, at Arkansas (1/14/14)
 5..... Randle, Belmont (12/21/13)
 5..... Poythress, at North Carolina (12/14/13)
 5..... Young, at North Carolina (12/14/13)
 5..... An. Harrison, Cleveland State (11/25/13)

Opponent - Individual Game Highs

POINTS

33..... Brown, Missouri (2/1/14)
 31..... Early, Wichita State (3/23/14)
 29..... O'Bryant III, LSU (1/28/14)
 28..... Clarkson, Missouri (2/1/14)
 26..... Denson, Auburn (2/12/14)

FG MADE

12..... Early, Wichita State (3/23/14)
 12..... O'Bryant III, LSU (1/28/14)

FG ATT

25..... O'Bryant III, LSU (1/28/14)
 22..... Drmic, Boise State (12/10/13)

FG PCT (MIN 5 MADE)

1.000 (5-5)..... Prather, Florida (3/8/14)
 1.000 (5-5)..... Bradds, Belmont (12/21/13)

3-POINT FG MADE

5..... Henderson, Ole Miss (2/18/14)
 5..... Windler, Belmont (12/21/13)
 5..... Cotton, Providence (12/1/13)

3-POINT FG ATT

14..... Henderson, Ole Miss (2/8/14)
 12..... Henderson, Ole Miss (2/4/14)

3-PT FG PCT (MIN 2 MADE)

1.000 (2-2)..... Robinson III, Michigan (3/30/14)
 1.000 (2-2)..... Wilbeken, Florida (3/8/14)
 1.000 (2-2)..... Dillard, UT-Arlington (11/19/13)
 1.000 (2-2)..... Newton, Robert Morris (11/17/13)

FREE THROWS MADE

15..... Williams, South Carolina (3/1/14)
 12..... McAdoo, North Carolina (12/14/13)

FREE THROWS ATTEMPTED

19..... McAdoo, North Carolina (12/14/13)
 19..... Williams, South Carolina (3/1/14)

FT PCT (MIN 10 MADE)

1.000 (11-11)..... Forbes, Cleveland State (11/25/13)
 1.000 (10-10)..... Paige, North Carolina (12/14/13)

REBOUNDS

15..... Stokes, Tennessee (1/18/14)
 13..... Mickey, LSU (3/14/14)
 13..... Atewe, Auburn (2/12/14)
 13..... Gathers, Baylor (12/6/13)

ASSISTS

10..... Fuller, Vanderbilt (1/11/14)
 8..... Hickey, LSU (2/22/14)
 8..... Appling, Michigan State (11/12/13)

BLOCKS

5..... Mickey, LSU (1/28/14)
 5..... Austin, Baylor (12/6/13)

TURNOVERS

6..... Madden, Arkansas (2/27/14)
 5..... O'Bryant III, LSU (2/22/14)
 5..... Perez, Ole Miss (2/18/14)
 5..... Morris, Georgia (1/25/14)
 5..... Mann, Georgia (1/25/14)
 5..... Fuller, Vanderbilt (1/11/14)
 5..... Sword, Mississippi State (1/8/14)
 5..... Weeks, UNC Asheville (11/8/13)

FOULS

5..... Van Treese, Louisville (3/28/14)
 5..... Harrell, Louisville (3/28/14)
 5..... O'Bryant III, LSU (3/14/14)
 5..... Hickey, LSU (2/22/14)
 5..... Atewe, Auburn (2/12/14)
 5..... Dixon-Tatum, Auburn (2/12/14)
 5..... Borchert, Mississippi State (2/8/14)
 5..... Coleby, Ole Miss (2/4/14)
 5..... Clarke, Arkansas (1/14/14)
 5..... Borchert, Mississippi State (1/8/14)
 5..... Blackshear, Louisville (12/18/13)
 5..... Chamberlin, Belmont (12/21/13)
 5..... Bradds, Belmont (12/21/13)
 5..... Britt, North Carolina (12/14/13)
 5..... Henton, Providence (12/1/13)
 5..... Batts, Providence (12/1/13)
 5..... Riley, Eastern Michigan (11/28/13)
 5..... Ajayi, Eastern Michigan (11/28/13)
 5..... Grady, Cleveland State (11/25/13)
 5..... Lewis, Cleveland State (11/25/13)
 5..... Outler, UT-Arlington (11/19/13)
 5..... McFadden, Robert Morris (11/17/13)
 5..... Hawkins, Robert Morris (11/17/13)
 5..... Cunningham, UNC Asheville (11/8/13)

2013-2014 POINTS-REBOUNDS-ASSISTS

Opponent	Date	Score	WL	00 Lee	01 Young	02 Aa. Harrison	03 Polson	04 Hood	05 An. Harrison	13 Malone	15 Cauley-Stein	21 Lanter	22 Poythress	24 Floreal	25 Hawkins	30 Randle	32 Long	35 Willis	44 Johnson
UNC ASHEVILLE	11/8/13	89-57	W	17-1-0	11-4-1	10-5-0	0-0-0	0-0-1	8-0-5	DNP	3-6-4	DNP	10-13-0	DNP	0-1-0	23-16-1	DNP	2-0-0	5-1-0
N. KENTUCKY	11/10/13	93-63	W	3-6-0	5-1-1	16-1-1	0-0-0	5-1-1	13-2-2	DNP	7-11-0	DNP	9-7-2	DNP	0-1-1	22-14-3	DNP	6-2-0	7-4-1
vs. Michigan State	11/12/13	74-78	L	0-1-0	19-4-2	3-1-2	DNP	DNP	11-1-3	DNP	5-7-0	DNP	7-12-0	DNP	0-0-0	27-13-1	DNP	DNP	2-5-0
ROBERT MORRIS	11/17/13	87-49	W	2-3-1	10-3-2	28-4-3	0-0-1	0-0-1	8-8-2	DNP	7-13-2	DNP	2-4-3	2-1-0	4-1-3	10-15-2	DNP	6-1-0	8-3-0
UT-ARLINGTON	11/19/13	105-76	W	10-2-0	26-2-3	5-2-2	0-0-1	2-0-0	15-3-6	DNP	14-10-1	DNP	0-4-1	DNP	3-1-0	22-10-4	DNP	0-0-0	8-8-0
CLEVELAND ST.	11/25/13	68-61	W	2-1-0	9-5-3	11-1-0	DNP	DNP	12-0-5	DNP	11-4-0	DNP	7-7-0	DNP	1-1-0	15-15-2	DNP	DNP	0-2-0
E. MICHIGAN	11/27/13	81-63	W	2-3-0	6-6-4	22-7-2	0-0-0	DNP	8-0-3	DNP	15-8-2	DNP	3-6-0	DNP	1-1-0	14-10-0	DNP	DNP	10-7-0
vs. Providence	12/1/13	79-65	W	0-0-0	18-3-1	15-3-4	DNP	DNP	8-2-1	DNP	15-8-1	DNP	5-1-0	DNP	5-1-1	12-8-4	DNP	0-0-0	1-3-0
vs. Baylor	12/6/13	62-67	L	0-2-0	14-2-1	15-2-6	DNP	DNP	7-1-6	DNP	8-3-2	DNP	0-2-0	DNP	2-1-0	16-8-4	DNP	DNP	0-1-0
BOISE STATE	12/10/13	70-55	W	DNP	21-9-0	13-4-1	0-0-0	DNP	13-3-2	DNP	6-7-0	DNP	0-3-1	DNP	0-0-2	17-11-1	DNP	DNP	0-1-0
at North Carolina	12/14/13	77-82	L	DNP	16-5-1	20-3-0	0-0-0	DNP	17-6-7	DNP	5-12-1	DNP	6-8-0	DNP	0-1-0	11-5-0	DNP	0-0-0	2-3-0
BELMONT	12/21/13	93-80	W	0-2-0	6-1-1	23-6-7	3-0-1	DNP	7-2-0	DNP	16-7-1	DNP	7-5-1	DNP	2-4-3	29-10-0	DNP	0-1-0	DNP
LOUISVILLE	12/28/13	73-66	W	DNP	18-10-4	10-4-1	DNP	DNP	18-4-2	DNP	2-10-0	DNP	7-5-0	DNP	1-3-0	17-3-0	DNP	DNP	0-1-1
MISSISSIPPI ST.	1/8/14	85-63	W	2-0-1	26-10-5	5-2-3	0-0-0	0-0-1	8-2-2	DNP	12-4-1	DNP	12-4-2	0-0-0	4-2-2	8-14-1	DNP	0-1-0	8-1-0
at Vanderbilt	1/11/14	71-62	W	DNP	6-2-4	14-4-2	6-1-1	DNP	10-8-4	DNP	15-6-0	DNP	9-4-0	DNP	0-1-0	7-11-0	DNP	0-1-0	4-1-0
at Arkansas	1/14/14	85-87	L	1-1-0	23-6-2	16-1-1	0-2-1	DNP	7-4-6	DNP	2-6-0	DNP	12-6-0	DNP	0-0-0	20-14-0	DNP	DNP	4-4-1
TENNESSEE	1/18/14	74-66	W	DNP	8-1-0	14-4-1	0-0-1	DNP	26-2-3	DNP	0-3-0	DNP	4-3-2	DNP	0-0-0	18-2-4	DNP	DNP	4-4-0
TEXAS A&M	1/21/14	68-51	W	0-0-0	15-7-2	6-1-2	3-2-1	DNP	8-8-4	DNP	1-1-0	DNP	16-5-0	DNP	0-0-0	13-11-3	DNP	DNP	6-7-0
GEORGIA	1/25/14	79-54	W	2-1-0	13-2-1	15-0-3	2-0-1	2-1-1	7-3-5	DNP	8-3-1	DNP	11-5-1	DNP	0-0-0	14-9-3	DNP	2-2-0	3-1-0
at LSU	1/28/14	82-87	L	DNP	23-7-2	14-6-1	3-2-1	DNP	8-0-1	DNP	3-6-1	DNP	10-7-0	DNP	0-0-0	6-5-1	DNP	DNP	15-6-1
at Missouri	2/1/14	84-79	W	2-1-0	20-2-2	21-2-1	0-2-1	DNP	14-1-4	DNP	0-0-0	DNP	7-3-0	DNP	0-2-0	18-9-3	DNP	DNP	2-1-0
OLE MISS	2/4/14	80-64	W	0-0-0	10-3-1	16-6-2	0-0-0	0-0-0	9-2-5	DNP	18-11-2	DNP	10-7-0	DNP	0-0-0	12-5-0	DNP	0-0-0	5-2-0
at Mississippi St.	2/8/14	69-59	W	DNP	11-1-0	9-6-6	2-3-1	3-2-0	5-3-3	DNP	8-2-1	DNP	6-4-0	DNP	DNP	16-7-1	DNP	0-0-0	9-8-0
at Auburn	2/12/14	64-56	W	DNP	4-6-1	10-1-1	3-1-1	DNP	16-5-2	DNP	5-6-1	DNP	6-7-0	DNP	DNP	12-12-0	DNP	DNP	8-8-1
FLORIDA	2/15/14	59-69	L	DNP	19-5-1	3-1-2	0-0-1	DNP	20-4-4	DNP	2-2-1	DNP	0-2-0	DNP	0-0-0	13-13-2	DNP	DNP	2-2-0
at Ole Miss	2/18/14	84-70	W	DNP	16-6-5	17-4-4	3-1-2	DNP	10-3-4	DNP	8-6-0	DNP	5-3-1	DNP	DNP	25-13-0	DNP	DNP	0-2-0
LSU	2/22/14	77-76	W	2-1-0	20-4-0	21-4-1	0-0-0	DNP	9-6-4	DNP	7-6-0	DNP	6-1-0	DNP	0-1-0	8-15-0	DNP	DNP	4-3-0
ARKANSAS	2/27/14	67-71	L	0-1-0	11-1-3	8-2-0	0-0-0	0-0-0	14-4-3	DNP	16-13-1	DNP	1-6-0	DNP	0-0-0	14-10-0	DNP	DNP	3-3-0
at South Carolina	3/1/14	67-72	L	0-0-0	19-2-3	21-6-0	0-1-0	0-0-0	5-0-4	DNP	2-5-0	DNP	2-7-2	DNP	0-0-0	10-15-1	DNP	DNP	8-5-0
ALABAMA	3/4/14	55-48	W	DNP	9-5-1	7-6-3	3-3-0	3-0-0	6-3-3	DNP	3-5-0	DNP	3-1-0	DNP	DNP	12-11-1	DNP	DNP	9-5-1
at Florida	3/8/14	65-84	L	DNP	14-3-0	10-2-2	0-0-1	DNP	8-2-5	DNP	4-3-0	DNP	4-1-0	DNP	DNP	16-10-1	DNP	DNP	9-5-1
vs. LSU	3/14/14	85-67	W	DNP	21-6-4	14-2-2	0-0-0	0-0-0	11-3-8	0-0-0	8-6-0	DNP	5-2-0	DNP	0-0-0	17-16-1	DNP	0-0-0	9-11-0
vs. Georgia	3/15/14	70-58	W	0-1-0	14-3-0	22-1-2	4-1-0	0-0-0	12-5-9	DNP	0-3-0	DNP	0-1-0	0-0-0	0-0-0	12-11-1	0-0-0	0-0-0	6-8-0
vs. Florida	3/16/14	60-61	L	0-0-0	13-4-2	16-2-2	0-0-0	DNP	10-4-2	DNP	10-11-1	DNP	7-2-0	DNP	0-0-0	4-7-1	DNP	DNP	0-5-1
vs. Kansas State	3/21/14	56-49	W	DNP	7-5-1	18-1-1	0-1-0	DNP	7-5-5	DNP	2-8-1	DNP	3-2-0	DNP	DNP	19-15-0	DNP	DNP	0-1-0
vs. Wichita State	3/23/14	78-76	W	DNP	13-8-0	19-1-1	0-0-1	DNP	20-1-3	DNP	4-2-0	DNP	6-2-0	DNP	DNP	13-10-6	DNP	DNP	3-2-0
vs. Louisville	3/28/14	74-69	W	0-0-0	9-1-0	15-3-0	0-0-0	DNP	14-5-7	DNP	0-1-0	DNP	6-4-0	DNP	0-0-0	15-12-1	DNP	DNP	15-6-0
vs. Michigan	3/30/14	75-72	W	10-8-0	13-4-1	12-0-0	DNP	DNP	8-3-6	DNP	DNP	DNP	8-3-1	DNP	0-0-0	16-11-0	DNP	DNP	8-3-0
vs. Wisconsin	4/5/14	74-73	W	4-1-0	17-5-2	8-3-2	0-1-0	DNP	9-3-4	DNP	DNP	DNP	8-7-0	DNP	2-0-0	16-5-0	DNP	DNP	10-7-1
vs. Connecticut	4/7/14	54-60	L	0-0-0	20-7-0	7-4-0	DNP	DNP	8-5-5	DNP	DNP	DNP	4-5-0	DNP	0-1-0	10-6-4	DNP	DNP	5-4-2



Julius Randle led UK in scoring and rebounding in 2013-14

2013-2014 RESULTS

Overall 29-11 • Home 16-2 • Away 5-5 • Neutral 8-4

Date	Opponent	W/L	Result	High Scorer	High Rebounder
11/08/13	UNC ASHEVILLE	W	89-57	(23) Randle, Julius	(16) Randle, Julius
11/10/13	NORTHERN KENTUCKY	W	93-63	(22) Randle, Julius	(14) Randle, Julius
11/12/13	1 vs MICHIGAN STATE	L	74-78	(27) Randle, Julius	(13) Randle, Julius
11/17/13	2 ROBERT MORRIS	W	87-49	(28) Harrison, Aaron	(15) Randle, Julius
11/19/13	2 UT ARLINGTON	W	105-76	(26) Young, James	(10) Cauley-Stein, Willie; (10) Randle, Julius
11/25/13	2 CLEVELAND STATE	W	68-61	(15) Randle, Julius	(15) Randle, Julius
11/27/13	2 EASTERN MICHIGAN	W	81-63	(22) Harrison, Aaron	(10) Randle, Julius
12/01/13	3 vs Providence	W	79-65	(18) Young, James	(8) Cauley-Stein, Willie; (8) Randle, Julius
12/6/13	4 vs Baylor	L	62-67	(16) Randle, Julius	(8) Randle, Julius
12/10/13	BOISE STATE	W	70-55	(21) Young, James	(11) Randle, Julius
12/14/13	at North Carolina	L	77-82	(20) Harrison, Aaron	(12) Cauley-Stein, Willie
12/21/13	BELMONT	W	93-80	(29) Randle, Julius	(10) Randle, Julius
12/28/13	LOUISVILLE	W	73-66	(18) Harrison, Andrew	(10) Young, James; (10) Cauley-Stein, Willie
01/08/14	* MISSISSIPPI STATE	W	85-63	(26) Young, James	(14) Randle, Julius
01/11/14	* at Vanderbilt	W	71-62	(15) Cauley-Stein, Willie	(11) Randle, Julius
01-14-14	* at Arkansas	Lot	85-87	(23) Young, James	(14) Randle, Julius
01/18/14	* TENNESSEE	W	74-66	(26) Harrison, Andrew	(4) Harrison, Aaron; (4) Johnson, Dakari
01/21/14	* TEXAS A&M	W	68-51	(16) Poythress, Alex	(11) Randle, Julius
01/25/14	* GEORGIA	W	79-54	(15) Harrison, Aaron	(9) Randle, Julius
01/28/14	* at LSU	L	82-87	(23) Young, James	(7) Young, James; (7) Poythress, Alex
02/01/14	* at Missouri	W	84-79	(21) Harrison, Aaron	(9) Randle, Julius
02/04/14	* OLE MISS	W	80-64	(18) Cauley-Stein, Willie	(11) Cauley-Stein, Willie
02/08/14	* at Mississippi State	W	69-59	(16) Randle, Julius	(8) Johnson, Dakari
02-12-14	* at Auburn	W	64-56	(16) Harrison, Andrew	(12) Randle, Julius
02/15/14	* FLORIDA	L	59-69	(20) Harrison, Andrew	(13) Randle, Julius
2/18/14	* at Ole Miss	W	84-70	(25) Randle, Julius	(13) Randle, Julius
2/22/14	* LSU	Wot	77-76	(21) Harrison, Aaron	(15) Randle, Julius
02/27/14	* ARKANSAS	Lot	67-71	(16) Cauley-Stein, Willie	(13) Cauley-Stein, Willie
3/1/14	* at South Carolina	L	67-72	(21) Harrison, Aaron	(15) Randle, Julius
03/04/14	* ALABAMA	W	55-48	(12) Randle, Julius	(11) Randle, Julius
3/8/14	* at Florida	L	65-84	(16) Randle, Julius	(10) Randle, Julius
03/14/14	5 vs LSU	W	85-67	(21) Young, James	(16) Randle, Julius
03/15/14	5 vs Georgia	W	70-58	(22) Harrison, Aaron	(11) Randle, Julius
03/16/14	5 vs Florida	L	60-61	(16) Harrison, Aaron	(11) Cauley-Stein, Willie
3/21/14	6 vs Kansas State	W	56-49	(19) Randle, Julius	(15) Randle, Julius
3/23/14	6 vs Wichita State	W	78-76	(20) Harrison, Andrew	(10) Randle, Julius
3/28/14	7 vs Louisville	W	74-69	(15) Randle, Julius; (15) Harrison, Aaron; (15) Johnson, Dakari	(12) Randle, Julius
3/30/14	7 vs Michigan	W	75-72	(16) Randle, Julius	(11) Randle, Julius
4/5/14	8 vs WISCONSIN	W	74-73	(17) Young, James	(7) Johnson, Dakari; (7) Poythress, Alex
4/7/14	8 vs CONNECTICUT	L	54-60	(20) Young, James	(7) Young, James

1-Champions Classic (United Center, Chicago, Ill.)

2-Keightley Classic (Rupp Arena, Lexington, Ky.)

3-Barclays Center; Brooklyn, N.Y.

4-Big 12/SEC Challenge (AT&T Stadium, Arlington, Texas)

5-SEC Tournament (Georgia Dome, Atlanta, Ga.)

6-NCAA 2nd/3rd Rounds (Scottrade Center, St. Louis, Mo.)

7-NCAA Regional Rounds (Lucas Oil Stadium, Indianapolis, Ind.)

8-NCAA Final Four (AT&T Stadium, Arlington, Texas)

* = Conference game

UK in the Weekly Polls

Date	AP/USA	Date	AP/USA	Date	AP/USA
Preseason	1/1	Dec. 23	18/18	Feb. 10	14/13
Nov. 11	1/1	Dec. 30	15/16	Feb. 17	18/16
Nov. 18	4/5	Jan. 6	14/16	Feb. 24	17/15
Nov. 25	3/4	Jan. 13	13/12	March 3	25/24
Dec. 2	3/4	Jan. 20	14/14	March 10	rv/rv
Dec. 9	11/10	Jan. 27	11/11	March 17	rv/22
Dec. 16	19/21	Feb. 3	18/14	Final	-/2

Attendance

Site	Games	Total	Avg/Game
Home	18	413,350	22,964
Away	10	131,077	13,108
Neutral	12	883,267	28,237
TOTAL	40	883,267	22,082


2013-2014 GAME-BY-GAME STATISTICS

Opponent	Date	Score	W/L	FG-FGA	Pct	3FG-FGA	Pct	FT-FTA	Pct	Rebounds		PF	A	TO	Blk	Stl	Pts
										Off-Def-Tot							
UK	11/08/13	89-57	W	28-60	.467	3-11	.273	30-48	.625	19-30-49	20	12	7	6	8	89	
UNC ASHEVILLE				22-57	.386	3-13	.231	10-21	.476	11-20-31	32	9	15	3	1	57	
UK	11/10/13	93-63	W	30-55	.545	7-22	.318	26-38	.684	16-35-51	14	12	12	5	3	93	
NORTHERN KENTUCKY				21-64	.328	9-35	.257	12-15	.800	9-14-23	25	7	7	0	2	63	
UK	11/12/13	74-78	L	25-55	.455	4-20	.200	20-36	.556	18-26-44	19	8	17	6	1	74	
vs. Michigan State				30-63	.476	5-12	.417	13-17	.765	10-22-32	27	17	7	3	13	78	
UK	11/17/13	87-49	W	28-57	.491	7-19	.368	24-34	.706	17-39-56	19	20	15	11	9	87	
ROBERT MORRIS				16-69	.232	6-23	.261	11-20	.550	18-15-33	26	6	14	1	4	49	
UK	11/19/13	105-76	W	35-69	.507	8-19	.421	27-39	.692	20-26-46	21	18	8	8	7	105	
UT-ARLINGTON				26-63	.413	8-19	.421	16-22	.727	15-19-34	29	9	16	0	3	76	
UK	11/25/13	68-61	W	19-53	.358	3-14	.214	27-35	.771	18-24-42	17	10	11	7	2	68	
CLEVELAND STATE				21-59	.356	5-15	.333	14-15	.933	14-21-35	28	10	11	1	7	61	
UK	11/27/13	81-63	W	25-58	.431	3-16	.188	28-40	.700	19-33-52	17	11	20	9	3	81	
EASTERN MICHIGAN				24-66	.364	4-19	.211	11-17	.647	12-21-33	31	9	13	4	9	63	
UK	12/01/13	79-65	W	27-42	.643	6-8	.750	19-25	.760	7-28-35	22	12	14	11	3	79	
vs. Providence				19-61	.311	10-19	.526	17-23	.739	18-12-30	22	8	6	3	5	65	
UK	12/6/13	62-67	L	21-50	.420	8-17	.471	12-23	.522	10-15-25	16	19	9	5	0	62	
vs. Baylor				26-55	.473	2-11	.182	13-22	.591	18-23-41	18	14	13	6	4	67	
UK	12/10/13	70-55	W	27-51	.529	4-17	.235	12-18	.667	11-32-43	12	7	19	10	4	70	
BOISE STATE				22-69	.319	5-17	.294	6-6	1.000	14-13-27	17	5	8	1	8	55	
UK	12/14/13	77-82	L	22-54	.407	4-12	.333	29-43	.674	17-27-44	31	9	17	7	7	77	
at North Carolina				27-56	.482	2-7	.286	26-45	.578	12-20-32	26	10	9	6	10	82	
UK	12/21/13	93-80	W	32-58	.552	3-14	.214	26-36	.722	13-29-42	17	14	7	4	2	93	
BELMONT				30-64	.469	11-30	.367	9-13	.692	6-19-25	29	19	7	1	5	80	
UK	12/28/13	73-66	W	27-62	.435	3-14	.214	16-30	.533	17-27-44	19	8	11	4	3	73	
LOUISVILLE				23-58	.397	6-26	.231	14-22	.636	12-24-36	25	8	13	5	6	66	
UK	01/08/14	85-63	W	30-61	.492	4-20	.200	21-33	.636	17-27-44	19	18	12	7	5	85	
MISSISSIPPI STATE				23-57	.404	3-11	.273	14-18	.778	9-19-28	22	12	15	0	8	63	
UK	01/11/14	71-62	W	26-61	.426	6-22	.273	13-22	.591	18-23-41	12	11	10	2	7	71	
at Vanderbilt				25-50	.500	6-20	.300	6-10	.600	5-23-28	16	18	16	4	3	62	
UK	01/14/14	85-87	Lot	27-56	.482	5-11	.455	26-40	.650	15-35-50	31	11	17	8	3	85	
at Arkansas				26-69	.377	6-21	.286	29-41	.707	14-18-32	29	12	6	5	10	87	
UK	01/18/14	74-66	W	22-50	.440	7-16	.438	23-24	.958	7-17-24	17	11	8	4	6	74	
TENNESSEE				24-58	.414	2-13	.154	16-23	.696	20-19-39	20	10	12	1	4	66	
UK	01/21/14	68-51	W	22-50	.440	6-21	.286	18-27	.667	12-30-42	20	12	15	7	6	68	
TEXAS A&M				19-51	.373	2-8	.250	11-21	.524	6-18-24	23	6	11	2	6	51	
UK	01/25/14	79-54	W	29-58	.500	5-12	.417	16-20	.800	12-20-32	19	16	11	11	9	79	
GEORGIA				16-49	.327	4-8	.500	18-28	.643	17-18-35	17	9	20	2	3	54	
UK	01/28/14	82-87	L	32-73	.438	9-20	.450	9-13	.692	15-27-42	19	8	13	4	6	82	
at LSU				32-63	.508	7-18	.389	16-26	.615	10-27-37	12	15	11	11	11	87	
UK	02/01/14	84-79	W	30-56	.536	8-14	.571	16-24	.667	8-21-29	23	11	7	4	5	84	
at Missouri				27-51	.529	6-17	.353	19-29	.655	5-24-29	18	9	8	3	2	79	
UK	02/04/14	80-64	W	26-51	.510	2-13	.154	26-36	.722	15-26-41	13	10	10	12	3	80	
OLE MISS				25-65	.385	6-21	.286	8-10	.800	14-12-26	22	9	8	5	2	64	
UK	02/08/14	69-59	W	27-60	.450	3-18	.167	12-18	.667	13-25-38	21	12	9	5	7	69	
at Mississippi State				18-47	.383	1-8	.125	22-28	.786	8-25-33	18	7	13	1	3	59	
UK	02/12/14	64-56	W	17-55	.309	5-12	.417	25-40	.625	22-27-49	18	7	9	3	6	64	
at Auburn				18-55	.327	2-16	.125	18-24	.750	15-21-36	29	2	8	7	3	56	
UK	02/15/14	59-69	L	20-42	.476	5-12	.417	14-23	.609	9-22-31	17	11	13	3	2	59	
FLORIDA				22-50	.440	3-13	.231	22-28	.786	10-18-28	16	9	5	1	7	69	
UK	2/18/14	84-70	W	25-48	.521	7-19	.368	27-30	.900	10-29-39	17	16	19	4	5	84	
at Ole Miss				24-62	.387	9-27	.333	13-15	.867	10-13-23	21	11	13	0	8	70	

2014 - 2015 KENTUCKY MEN'S BASKETBALL

Opponent	Date	Score	W/L	FG-FGA		3FG-FGA		FT-FTA		Rebounds		PF	A	TO	Blk	Stl	Pts
				Pct	Pct	Pct	Pct	Off-Def-Tot	Pct								
UK	2/22/14	77-76	Wot	28-67	.418	1-9	.111	20-27	.741	17-26-43	15	5	10	8	4	77	
LSU				27-67	.403	7-17	.412	15-20	.750	15-25-40	20	12	13	3	5	76	
UK	02/27/14	67-71	Lot	26-76	.342	3-11	.273	12-22	.545	26-21-47	17	7	18	4	9	67	
ARKANSAS				24-58	.414	7-19	.368	16-16	1.000	11-27-38	24	12	20	8	9	71	
UK	3/1/14	67-72	L	14-52	.269	6-17	.353	33-42	.786	21-25-46	29	10	10	4	3	67	
at South Carolina				21-53	.396	5-13	.385	25-33	.758	12-16-28	26	11	6	6	6	72	
UK	03/04/14	55-48	W	16-49	.327	5-28	.179	18-24	.750	15-26-41	11	9	12	7	4	55	
ALABAMA				19-50	.380	3-13	.231	7-11	.636	6-21-27	19	7	8	1	2	48	
UK	3/8/14	65-84	L	23-51	.451	4-10	.400	15-25	.600	6-21-27	22	10	14	1	7	65	
at Florida				28-47	.596	9-15	.600	19-29	.655	3-29-32	19	20	10	4	6	84	
UK	03/14/14	85-67	W	26-55	.473	7-17	.412	26-41	.634	15-33-48	21	15	9	11	7	85	
vs. LSU (SEC Tournament)				24-59	.407	7-19	.368	12-24	.500	10-22-32	26	13	12	3	4	67	
UK	03/15/14	70-58	W	26-51	.510	9-16	.563	9-18	.500	11-25-36	22	12	10	2	2	70	
vs. Georgia (SEC Tournament)				17-38	.447	3-13	.231	21-30	.700	3-18-21	16	6	7	2	8	58	
UK	03/16/14	60-61	L	18-51	.353	3-11	.273	21-26	.808	12-24-36	19	9	12	8	4	60	
vs. Florida (SEC Tournament)				23-53	.434	8-19	.421	7-17	.412	13-25-38	22	12	13	3	9	61	
UK	3/21/14	56-49	W	19-50	.380	4-15	.267	14-21	.667	13-27-40	11	8	15	7	4	56	
vs. Kansas State (NCAA Tournament)				19-53	.358	5-21	.238	6-12	.500	9-19-28	20	8	10	3	7	49	
UK	3/23/14	78-76	W	27-50	.540	8-18	.444	16-22	.727	10-22-32	15	11	11	3	6	78	
vs. Wichita State (NCAA Tournament)				27-49	.551	10-21	.476	12-18	.667	4-19-23	21	14	9	3	6	76	
UK	3/28/14	74-69	W	24-55	.436	4-14	.286	22-27	.815	15-22-37	19	8	12	2	5	74	
vs. Louisville (NCAA Tournament)				26-53	.491	4-15	.267	13-23	.565	11-18-29	24	11	10	3	6	69	
UK	3/30/14	75-72	W	31-58	.534	7-11	.636	6-11	.545	17-18-35	14	8	11	6	2	75	
vs. Michigan (NCAA Tournament)				27-57	.474	7-18	.389	11-14	.786	14-10-24	14	11	7	1	4	72	
UK	4/5/14	74-73	W	29-58	.500	2-5	.400	14-21	.667	11-21-32	17	9	4	1	4	74	
vs. Wisconsin (NCAA Tournament)				23-50	.460	8-20	.400	19-20	.950	6-21-27	18	11	8	3	4	73	
UK	4/7/14	54-60	L	18-46	.391	5-16	.313	13-24	.542	10-23-33	10	11	13	5	6	54	
vs. Connecticut (NCAA Tournament)				22-53	.415	6-19	.316	10-10	1.000	8-26-34	17	8	10	4	9	60	
Kentucky		2992		1004-2214	.453	203-611	.332	781-1146	.682	574-1034-1608	732	446	481	236	189	2992	
Opponents		2665		933-2271	.411	222-689	.322	577-836	.690	437-794-1231	884	416	428	123	232	2665	

Home games in all CAPS.



Kentucky advanced to its 16th Final Four in program history in 2014

ADDITIONAL 2013-2014 STATISTICS

Kentucky's Record When...

	ALL	SEC		ALL	SEC		ALL	SEC
Leading at halftime:	21-2	10-1	Outrebounded by opponent:	2-4	2-1	More points in the paint:	24-5	8-4
Tied at the half:	1-0	0-0	Equal number of rebounds:	1-0	1-0	Fewer/Same points in the paint:	5-6	4-2
Trailing at halftime:	7-9	2-5	Fewer turnovers than opp.:	12-2	8-1	More bench points than opp.:	17-3	10-2
Shoot 50% or higher:	13-0	4-0	Same turnovers as opp.:	2-0	0-0	Fewer or same bench pts.:	12-8	2-4
Shoot less than 50%:	16-11	8-6	More turnovers than opp.:	15-9	4-5	More 2nd-chance points:	24-6	10-3
Shoot higher % than opp.:	24-2	9-2	Make 8 or more 3-pointers:	4-2	1-1	Fewer or same 2nd chance pts.:	5-5	2-3
Shoot lower % than opp.:	5-9	3-4	Make 7 or fewer 3-pointers:	25-9	11-5	More or same points off TOs:	17-2	9-1
Opp. shoot worse than 50%:	26-9	10-4	Games decided by 5 or fewer:	6-8	2-4	Fewer points off TOs:	12-9	3-5
Opp. shoot 50% or higher:	3-2	2-2	Overtime games:	1-2	1-2	On Monday:	1-1	0-0
Score less than 60 points:	2-2	1-1	On CBS:	8-2	3-1	On Tuesday:	6-3	4-2
Score 60-69 points:	4-5	3-3	On TBS:	1-0	0-0	On Wednesday:	3-0	2-0
Score 70-79 points:	12-2	4-0	On ESPN/ESPN2/ESPNU:	8-9	5-5	On Thursday:	0-1	0-1
Score 80-89 points:	8-2	4-2	On Fox Sports1:	1-0	0-0	On Friday:	3-1	0-0
Score 90-99 points:	2-0	0-0	On SEC TV:	5-0	4-0	On Saturday:	11-4	6-3
Score 100+ points:	1-0	0-0	On ABC:	1-0	0-0	On Sunday:	5-1	0-0
Opp. score less than 60 pts.:	10-0	5-0	On FSN:	4-0	0-0	In November	5-1	0-0
Opp. score 60-69 pts.:	11-4	4-1	On CSS:	1-0	0-0	In December	4-2	0-0
Opp. score 70-79 pts.:	7-3	3-2	vs. SEC at Home:	7-2	7-2	In January	5-2	5-2
Opp. score 80-89 points:	1-4	0-3	vs. SEC on Road:	5-4	5-4	In February	6-2	6-2
Opp. score 90-99 points:	0-0	0-0	Games vs. ranked opp.:	5-7	0-2	In March	7-3	1-2
Opp. score 100+ points:	0-0	0-0	Games following a loss:	9-1	4-1	In April	1-1	0-0
Outrebounded opponent:	26-7	9-5	Games following a win:	19-10	8-5			

FINAL STATS RANKINGS

Team

Category	[National]	SEC (Stat)
Scoring	[69th]	3rd (74.8)
Scoring Defense	[81st]	5th (66.6)
Scoring Margin	[43rd]	4th (+8.2)
Free Throw %	[232nd]	9th (.682)
Field Goal %	[118th]	3rd (.453)
Field Goal % Def.	[59th]	6th (.411)
3-Pt. Field Goal %	[213th]	9th (.332)
3-Pt. FG % Def.	[67th]	5th (.322)
Rebounding Offense		1st (40.2)
Rebounding Defense		3rd (30.8)
Rebounding Margin	[2nd]	1st (+9.4)
Blocked Shots	[13th]	1st (5.9)
Assists	[284th]	11th (11.2)
Steals	[310th]	13th (4.7)
Turnover Margin	[273rd]	11th (-1.3)
Assist/TO Ratio	[241st]	9th (0.9)
Offensive Rebounds	[8th]	1st (14.4)
Defensive Rebounds	[42nd]	3rd (25.9)
Defensive Rebound Pct.		3rd (.703)
Offensive Rebound Pct.		1st (.420)
3-Point FG Made	[279th]	12th (5.1)

Individual

PLAYER	[NATIONAL RANK]	SEC (STAT)
Scoring		
Julius Randle	11th	(15.0)
James Young	13th	(14.3)
Aaron Harrison	17th	(13.7)
Rebounding		
Julius Randle	[9th]	2nd (10.4)
Willie Cauley-Stein		14th (6.1)
Assists		
Andrew Harrison	[152nd]	3rd (4.0)
Free Throw Percentage		
Aaron Harrison	[213th]	9th (.790)
3-point FG Percentage		
James Young		10th (.349)
Blocked Shots		
Willie Cauley-Stein	[22nd]	2nd (2.9)
Assist to Turnover Ratio		
Andrew Harrison	[241st]	6th (1.5)
Offensive Rebounds		
Julius Randle	[21st]	2nd (3.5)
Willie Cauley-Stein		10th (2.5)
Defensive Rebounds		
Julius Randle	[12th]	1st (6.9)
Minutes Played		
Aaron Harrison		8th (32.6)

NCAA rankings shown in [brackets]

Double Figure Games

Points Aa. Harrison 29, Young 29, An. Harrison 18, Cauley-Stein 10, Poythress 7, Johnson 4, Lee 3
Rebounds Randle 27, Cauley-Stein 8, Poythress 2, Young 2
Double-doubles Randle 24, Cauley-Stein 4, Young 2, Johnson 1, Poythress 1

Wildcats vs. Conference

0-1	vs. ACC
2-1	vs. American
1-0	vs. Atlantic Sun
1-0	vs. Big East
2-1	vs. Big 10
1-1	vs. Big 12
1-0	vs. Big South
1-0	vs. Horizon League
1-0	vs. Mid-American
1-0	vs. Missouri Valley
1-0	vs. Mountain West
1-0	vs. Northeast
1-0	vs. Ohio Valley
14-7	vs. Southeastern
1-0	vs. Sun Belt

Record by Lineups

Aa. Harrison, An. Harrison, Johnson, Randle, Young	13-6
Cauley-Stein, Aa. Harrison, An. Harrison, Randle, Young	11-5
Aa. Harrison, An. Harrison, Lee, Randle, Young	4-0
Cauley-Stein, Aa. Harrison, Hood, Polson, Randle	1-0

DEPARTED LETTERWINNERS

Jon Hood • 6-7 • 215 • G • Sr. • Madisonville, Ky. (North Hopkins)

Season	G-S	Min-Avg	FG-A	Pct	3PT-A	Pct	FT-A	Pct	Reb-Avg	PF-D	A	TO	BS	ST	Pts-Avg
2009-10	17-0	74-4.4	6-19	.316	4-11	.364	4-4	1.000	12-0.7	6-0	6	4	0	1	20-1.2
2010-11	33-0	158-4.8	9-37	.243	3-19	.158	5-9	.556	22-0.7	11-0	4	2	2	3	26-0.8
2012-13	23-0	146-6.3	13-26	.500	6-15	.400	2-2	1.000	28-1.2	13-0	2	3	1	7	34-1.5
2013-14	13-1	47-3.6	4-13	.308	3-10	.300	4-4	1.000	4-0.3	5-0	5	4	0	2	15-1.2
TOTAL	86-1	425-4.9	32-95	.337	16-55	.291	15-19	.789	66-0.8	35-0	17	13	3	13	95-1.1

Jarrold Polson • 6-2 • 182 • G • Sr. • Wilmore, Ky. (West Jessamine)


Season	G-S	Min-Avg	FG-A	Pct	3PT-A	Pct	FT-A	Pct	Reb-Avg	PF-D	A	TO	BS	ST	Pts-Avg
2010-11	17-0	31-1.8	1-7	.143	0-1	.000	4-4	1.000	2-0.1	2-0	0	3	0	0	6-0.4
2011-12	11-0	31-2.8	0-2	.000	0-1	.000	1-4	.250	4-0.4	4-0	1	5	0	2	1-0.1
2012-13	33-1	457-13.8	36-68	.529	6-21	.286	23-32	.719	55-1.7	47-0	35	25	2	10	101-3.1
2013-14	33-1	281-8.5	11-36	.306	9-25	.360	1-3	.333	21-0.6	26-0	17	9	2	2	32-1.0
TOTAL	94-2	800-8.5	48-113	.425	15-48	.313	29-43	.674	82-0.9	79-0	53	42	4	14	140-1.5

Julius Randle • 6-9 • 250 • F • Fr. • Dallas, Texas (Prestonwood Christian)


Season	G-S	Min-Avg	FG-A	Pct	3PT-A	Pct	FT-A	Pct	Reb-Avg	PF-D	A	TO	BS	ST	Pts-Avg
2013-14	40-40	1233-30.8	196-392	.500	3-18	.167	204-289	.706	417-10.4	91-1	57	101	31	20	599-15.0
TOTAL	40-40	1233-30.8	196-392	.500	3-18	.167	204-289	.706	417-10.4	91-1	57	101	31	20	599-15.0

James Young • 6-6 • 215 • G/F • Fr. • Rochester Hills, Mich. (Rochester)

Season	G-S	Min-Avg	FG-A	Pct	3PT-A	Pct	FT-A	Pct	Reb-Avg	PF-D	A	TO	BS	ST	Pts-Avg
2013-14	40-39	1296-32.4	183-450	.407	82-235	.349	125-177	.706	171-4.3	83-2	67	75	8	30	573-14.3
TOTAL	40-39	1296-32.4	183-450	.407	82-235	.349	125-177	.706	171-4.3	83-2	67	75	8	30	573-14.3



UK seniors Jon Hood and Jarrod Polson



GAME RECAPS

© BASKETBALL

2014 - 2015 KENTUCKY MEN'S BASKETBALL

Official Basketball Box Score -- Game Totals -- Final Statistics UNC Asheville vs Kentucky 11/08/13 7:00 pm at Rupp Arena - Lexington, KY

UNC Asheville 57 • 0-1

#	Player	Total	3-Ptr			Rebounds			PF	TP	A	T			
			FG-FGA	FG-FGA	FT-FTA	Off	Def	Tot							
32	Weeks, Will	f	8-14	0-0	3-5	5	2	7	4	19	2	5	0	0	35
33	Cunningham, D.J.	c	4-7	0-0	0-1	4	6	10	5	8	1	1	2	0	19
05	Lane, Jaron	g	1-8	0-3	3-7	0	3	3	5	1	1	0	0	0	31
15	Rowsey, Andrew	g	5-11	1-5	1-2	0	1	1	1	12	2	3	0	0	32
22	Littlejohn, Corey	g	1-7	0-2	2-4	1	0	1	4	4	0	1	0	1	25
03	Wilmoth, Ethan	g	0-0	0-0	0-0	0	0	0	0	0	0	0	0	0	2
13	Robertson, David	g	0-0	0-0	0-0	0	1	1	0	0	0	0	0	0	6
14	Bedulskis, Mike	g	1-1	0-0	0-0	0	0	0	1	2	0	0	0	0	3
20	Pal, Chudier	g	0-0	0-0	0-0	0	3	3	2	0	0	0	0	0	4
21	Zilli, Giacomo	g	0-0	0-0	0-0	0	1	1	4	0	1	0	0	0	7
25	Gasper, Jacob	g	1-1	1-1	0-0	0	0	0	0	3	0	1	0	0	3
31	Hughes, Sam	g	1-4	1-1	0-0	0	1	1	4	3	0	1	0	0	20
42	Biggerstaff, Alex	g	0-1	0-1	0-0	0	0	0	0	0	2	0	0	0	3
45	Roberts, Jaleel	g	0-3	0-0	1-2	0	1	1	4	1	0	0	1	0	10
Team						1	1	2							
Totals			22-57	3-13	10-21	11	20	31	32	57	9	15	3	1	200

FG % 1st Half: 12-29 41.4% 2nd half: 10-28 35.7% Game: 22-57 38.6%
 3FG % 1st Half: 2-7 28.6% 2nd half: 1-5 16.7% Game: 3-13 23.1%
 FT % 1st Half: 5-11 45.5% 2nd half: 5-10 50.0% Game: 10-21 47.6%

Deadball Rebounds 4,2

Kentucky 89 • 1-0

#	Player	Total	3-Ptr			Rebounds			PF	TP	A	T			
			FG-FGA	FG-FGA	FT-FTA	Off	Def	Tot							
15	Cauley-Stein, Willie	f	1-3	0-0	1-2	4	2	6	3	3	4	0	4	3	18
30	Randle, Julius	f	6-13	0-0	11-13	6	10	16	3	23	1	2	0	0	26
01	Young, James	g	3-10	2-5	3-6	2	2	4	2	11	1	1	1	0	29
02	Harrison, Aaron	g	3-8	1-3	3-6	0	5	5	2	10	0	2	1	4	32
05	Harrison, Andrew	g	1-3	0-1	6-9	0	0	0	3	8	5	1	0	0	29
00	Lee, Marcus	g	7-8	0-0	3-7	1	0	1	1	17	0	0	0	0	15
03	Polson, Jarrod	g	0-0	0-0	0-0	0	0	0	0	0	0	0	0	0	7
04	Hood, Jon	g	0-1	0-1	0-0	0	0	0	0	0	1	0	0	1	6
22	Poythress, Alex	g	5-9	0-1	0-1	6	7	13	2	10	0	0	0	0	21
25	Hawkins, Dominique	g	0-0	0-0	0-0	0	1	1	0	0	0	0	0	0	4
35	Willis, Derek	g	0-0	0-0	2-2	0	0	0	0	2	0	1	0	0	4
44	Johnson, Dakari	g	2-5	0-0	1-2	0	1	1	4	5	0	0	0	0	9
Team						0	2	2							
Totals			28-60	3-11	30-48	19	30	49	20	89	12	7	6	8	200

FG % 1st Half: 11-29 37.9% 2nd half: 17-31 54.8% Game: 28-60 46.7%
 3FG % 1st Half: 2-6 33.3% 2nd half: 1-5 20.0% Game: 3-13 23.1%
 FT % 1st Half: 17-31 54.8% 2nd half: 13-17 76.5% Game: 30-48 62.5%

Deadball Rebounds 9,1

Officials: Mike Nance, Tony Henderson, Tim Gattis
 Technical fouls: UNC Asheville-None. Kentucky-None.
 Attendance: 22413

Score by periods	1st	2nd	Total
UNC Asheville	31	26	57
Kentucky	41	48	89

Official Basketball Box Score -- Game Totals -- Final Statistics Northern Kentucky vs Kentucky 11/10/13 4:00 pm at Rupp Arena - Lexington, KY

Northern Kentucky 63 • 0-2

#	Player	Total	3-Ptr			Rebounds			PF	TP	A	T			
			FG-FGA	FG-FGA	FT-FTA	Off	Def	Tot							
21	Billups, Jalen	f	4-5	1-1	0-0	1	2	3	4	9	0	0	0	0	11
02	Jackson, Jordan	g	1-4	0-1	1-2	1	1	2	0	3	0	0	0	0	7
10	White, Tyler	g	4-14	2-7	2-2	1	1	2	1	12	2	1	0	1	34
23	Johnson, Todd	g	3-8	2-5	3-4	2	6	8	1	11	4	3	0	0	36
25	Murray, Cole	g	0-4	0-4	0-0	0	1	1	1	0	1	1	0	0	25
01	Flournoy, Jack	g	3-7	1-4	0-0	0	0	0	0	4	7	0	0	0	18
05	Rosenwinkel, Matt	g	1-2	1-2	0-0	1	0	1	3	3	0	0	0	0	15
15	Camps, Daniel	g	3-7	1-2	6-6	1	0	1	4	13	0	0	0	0	14
20	Giesler, Jake	g	1-4	0-2	0-1	1	1	2	2	2	0	0	0	0	16
33	Monaco, Anthony	g	0-2	0-2	0-0	0	0	0	0	1	0	0	0	0	5
35	Cole, Deontae	g	1-6	1-4	0-0	1	0	1	2	3	0	1	0	1	14
44	Danos, Dean	g	0-1	0-1	0-0	0	0	0	2	0	0	0	0	0	5
Team						0	2	2							
Totals			21-64	9-35	12-15	9	14	23	25	63	7	7	0	2	200

FG % 1st Half: 9-31 29.0% 2nd half: 12-33 36.4% Game: 21-64 32.8%
 3FG % 1st Half: 3-18 16.7% 2nd half: 6-17 35.3% Game: 9-35 25.7%
 FT % 1st Half: 1-3 33.3% 2nd half: 11-12 91.7% Game: 12-15 80.0%

Deadball Rebounds 2,1

Kentucky 93 • 2-0

#	Player	Total	3-Ptr			Rebounds			PF	TP	A	T			
			FG-FGA	FG-FGA	FT-FTA	Off	Def	Tot							
15	Cauley-Stein, Willie	f	3-5	0-0	1-2	5	6	11	2	7	0	0	0	1	20
30	Randle, Julius	f	6-7	0-1	10-14	5	9	14	2	22	3	2	1	0	29
01	Young, James	g	2-8	1-6	0-0	0	1	1	0	5	1	2	0	0	27
02	Harrison, Aaron	g	6-10	1-5	3-4	1	0	1	3	16	1	0	1	1	23
05	Harrison, Andrew	g	4-7	2-3	3-3	0	2	2	2	13	2	1	0	0	26
00	Lee, Marcus	g	1-2	0-0	1-2	3	3	6	0	3	0	1	2	0	14
03	Polson, Jarrod	g	0-0	0-0	0-0	0	0	0	0	0	0	0	0	0	6
04	Hood, Jon	g	1-2	1-2	2-2	0	1	1	2	5	1	2	0	0	6
22	Poythress, Alex	g	4-7	1-2	0-0	1	6	7	1	9	2	0	0	1	20
25	Hawkins, Dominique	g	0-1	0-1	0-0	0	1	1	0	0	1	0	0	0	6
35	Willis, Derek	g	1-2	1-2	3-6	0	2	2	0	6	2	0	0	0	6
44	Johnson, Dakari	g	2-4	0-0	3-5	1	3	4	0	7	1	1	1	0	17
Team						0	1	1							
Totals			30-55	7-22	26-38	16	35	51	14	93	12	5	3	200	

FG % 1st Half: 18-33 54.5% 2nd half: 12-22 54.5% Game: 30-55 54.5%
 3FG % 1st Half: 5-13 38.5% 2nd half: 2-9 22.2% Game: 7-22 31.8%
 FT % 1st Half: 7-12 58.3% 2nd half: 19-26 73.1% Game: 26-38 68.4%

Deadball Rebounds 6

Officials: Antinio Petty, Lee Cassell, Michael Roberts
 Technical fouls: Northern Kentucky-None. Kentucky-None.
 Attendance: 22925

Score by periods	1st	2nd	Total
Northern Kentucky	22	41	63
Kentucky	48	45	93

Official Basketball Box Score -- Game Totals -- Final Statistics MICHIGAN STATE vs Kentucky 11/12/13 6:30 PM at United Center Chicago, IL

MICHIGAN STATE 78 • 2-0

#	Player	Total	3-Ptr			Rebounds			PF	TP	A	T			
			FG-FGA	FG-FGA	FT-FTA	Off	Def	Tot							
10	Costello, Matt	f	1-4	0-0	0-1	2	1	3	4	2	0	0	0	12	
14	Harris, Gary	f	7-14	1-4	5-6	0	2	2	20	1	1	0	0	35	
5	Payne, Adreian	f	5-10	1-1	4-5	0	3	3	4	15	0	1	0	25	
11	Appling, Keith	g	8-14	2-4	4-4	1	7	8	3	22	8	3	0	4	34
22	Dawson, Branden	g	4-9	0-0	0-0	3	6	9	3	8	2	1	0	4	34
15	Wetzel, Keenan	g	0-0	0-0	0-0	0	0	0	0	0	0	0	0	0	1
2	Gauna, Alex	g	2-2	0-0	0-1	1	0	1	4	4	0	0	1	0	13
20	Trice, Travis	g	1-2	0-1	0-0	0	0	0	0	2	1	0	0	0	14
34	Shilling, Gavin	g	0-0	0-0	0-0	0	1	1	3	0	0	0	0	0	7
45	Valentine, Denzel	g	2-8	1-2	0-0	0	1	1	4	5	5	1	1	2	25
Team						3	1	4							
Totals			30-63	5-12	13-17	10	22	32	27	78	17	7	3	13	200

FG % 1st Half: 18-31 58.1% 2nd half: 12-32 37.5% Game: 30-63 47.6%
 3FG % 1st Half: 3-6 50.0% 2nd half: 2-6 33.3% Game: 5-12 41.7%
 FT % 1st Half: 5-5 100.0% 2nd half: 8-12 66.7% Game: 13-17 76.5%

Deadball Rebounds 1

Kentucky 74 • 2-1

#	Player	Total	3-Ptr			Rebounds			PF	TP	A	T
			FG-FGA	FG-FGA								

2014 - 2015 KENTUCKY MEN'S BASKETBALL

Official Basketball Box Score -- Game Totals -- Final Statistics
Texas-Arlington vs Kentucky
11/19/13 7:30 pm at Rupp Arena - Lexington, KY

Texas-Arlington 76 • 2-3

Table with columns: # Player, FG-FGA, 3-Ptr, Rebounds, PF, TP, A To Bk, Stl, Min. Lists stats for players like Dillard, Vincent, Edwards, Brandon, Bilbao, Jorge, Dowell, Reger, McClanahan, Lonnie, Outler, Jamel, Lagerson, Stuart, Williams, Brandon, White-Miller, Shaq, McElvain, Kyle, Walker, Anthony.

Summary table for Texas-Arlington vs Kentucky with columns: FG % 1st Half, 2nd Half, Game; 3FG % 1st Half, 2nd Half, Game; FT % 1st Half, 2nd Half, Game.

Kentucky 105 • 4-1

Table with columns: # Player, FG-FGA, 3-Ptr, Rebounds, PF, TP, A To Bk, Stl, Min. Lists stats for players like Lee, Marcus, Randle, Julius, Young, James, Harrison, Aaron, Harrison, Andrew, Polson, Jarrod, Hood, Jon, Cauley-Stein, Willie, Poythress, Alex, Hawkins, Dominique, Willis, Derek, Johnson, Dakari.

Summary table for Kentucky vs Texas-Arlington with columns: FG % 1st Half, 2nd Half, Game; 3FG % 1st Half, 2nd Half, Game; FT % 1st Half, 2nd Half, Game.

Officials: Anthony Jordan, Tim Clougherty, Garrick Shannon
Technical fouls: Texas-Arlington-Outler, Jamel. Kentucky-None.

Score by periods table with columns: 1st, 2nd, Total. Shows scores for Texas-Arlington and Kentucky.

Last FG - UT-ARL 2nd-01:30, UK 2nd-01:46.
Largest lead - UT-ARL None, UK by 29 2nd-01:46.

Points in Paint, Off T/O, 2nd Chance, Fast Break, Bench for UT-ARL and UK.

Score tied - 2 times.
Lead changed - 0 times.

Official Basketball Box Score -- Game Totals -- Final Statistics
Cleveland State vs Kentucky
11/25/13 7:00 p.m. at Rupp Arena - Lexington, KY

Cleveland State 61 • 3-3

Table with columns: # Player, FG-FGA, 3-Ptr, Rebounds, PF, TP, A To Bk, Stl, Min. Lists stats for players like Grady, Anton, Mason, Marlin, Douglas, Sebastian, Forbes, Bryn, Lewis, Trey, Long, Devon, Dauda, Ismaila, Flannigan, Demonte, Harris, Jon.

Summary table for Cleveland State vs Kentucky with columns: FG % 1st Half, 2nd Half, Game; 3FG % 1st Half, 2nd Half, Game; FT % 1st Half, 2nd Half, Game.

Kentucky 68 • 5-1

Table with columns: # Player, FG-FGA, 3-Ptr, Rebounds, PF, TP, A To Bk, Stl, Min. Lists stats for players like Lee, Marcus, Randle, Julius, Young, James, Harrison, Aaron, Harrison, Andrew, Cauley-Stein, Willie, Poythress, Alex, Hawkins, Dominique, Johnson, Dakari.

Summary table for Kentucky vs Cleveland State with columns: FG % 1st Half, 2nd Half, Game; 3FG % 1st Half, 2nd Half, Game; FT % 1st Half, 2nd Half, Game.

Officials: Doug Shows, James Breeding, Tim Gattis
Technical fouls: Cleveland State-Grady, Anton. Kentucky-Harrison, Aaron.

Score by periods table with columns: 1st, 2nd, Total. Shows scores for Cleveland State and Kentucky.

Last FG - CLEVELST 2nd-00:15, UK 2nd-00:43.
Largest lead - CLEVELST by 11 2nd-14:17, UK by 8 2nd-00:43.

Points in Paint, Off T/O, 2nd Chance, Fast Break, Bench for CLEVELST and UK.

Score tied - 5 times.
Lead changed - 6 times.

Official Basketball Box Score -- Game Totals -- Final Statistics
Eastern Michigan vs Kentucky
11/27/13 4:00 p.m. at Rupp Arena - Lexington, KY

Eastern Michigan 63 • 5-1

Table with columns: # Player, FG-FGA, 3-Ptr, Rebounds, PF, TP, A To Bk, Stl, Min. Lists stats for players like Ward, Karrington, Riley, DaShonte, Lee, Raven, Talley, Mike, Harrison, Daylen, Sims, J.R., Hughley, Mo, Ajayi, Olatekan, Farhat, Ali, Ross, Jalen, Bryant, Glenn, Combs, Darell, Strickland, Anthony.

Summary table for Eastern Michigan vs Kentucky with columns: FG % 1st Half, 2nd Half, Game; 3FG % 1st Half, 2nd Half, Game; FT % 1st Half, 2nd Half, Game.

Kentucky 81 • 6-1

Table with columns: # Player, FG-FGA, 3-Ptr, Rebounds, PF, TP, A To Bk, Stl, Min. Lists stats for players like Lee, Marcus, Randle, Julius, Young, James, Harrison, Aaron, Harrison, Andrew, Polson, Jarrod, Cauley-Stein, Willie, Poythress, Alex, Hawkins, Dominique, Johnson, Dakari.

Summary table for Kentucky vs Eastern Michigan with columns: FG % 1st Half, 2nd Half, Game; 3FG % 1st Half, 2nd Half, Game; FT % 1st Half, 2nd Half, Game.

Officials: Antonio Petty, Jeffery Clark, Willi C Washington
Technical fouls: Eastern Michigan-None. Kentucky-None.

Score by periods table with columns: 1st, 2nd, Total. Shows scores for Eastern Michigan and Kentucky.

Last FG - EMICH 2nd-01:37, UK 2nd-01:52.
Largest lead - EMICH by 4 1st-19:14, UK by 21 2nd-02:09.

Points in Paint, Off T/O, 2nd Chance, Fast Break, Bench for EMICH and UK.

Score tied - 4 times.
Lead changed - 1 time.

Official Basketball Box Score -- Game Totals -- Final Statistics
Providence vs Kentucky
12/01/13 8:42 p.m. at Brooklyn, N.Y. (Barclays Center)

Providence 65 • 7-2

Table with columns: # Player, FG-FGA, 3-Ptr, Rebounds, PF, TP, A To Bk, Stl, Min. Lists stats for players like Batts, Kadeem, Henton, LaDontae, HARRIS, Tyler, FORTUNE, Josh, COTTON, Bryce, GOLDSBROUGH, Lee, BANCROFT, Ted, DESROSIERS, Carson.

Summary table for Providence vs Kentucky with columns: FG % 1st Half, 2nd Half, Game; 3FG % 1st Half, 2nd Half, Game; FT % 1st Half, 2nd Half, Game.

Kentucky 79 • 7-1

Table with columns: # Player, FG-FGA, 3-Ptr, Rebounds, PF, TP, A To Bk, Stl, Min. Lists stats for players like Young, James, Randle, Julius, Cauley-Stein, Willie, Harrison, Aaron, Harrison, Andrew, Lee, Marcus, Poythress, Alex, Hawkins, Dominique, Willis, Derek, Johnson, Dakari.

Summary table for Kentucky vs Providence with columns: FG % 1st Half, 2nd Half, Game; 3FG % 1st Half, 2nd Half, Game; FT % 1st Half, 2nd Half, Game.

Officials: Tony Greene, Mike Roberts, Tim Clougherty
Technical fouls: Providence-None. Kentucky-None.

Score by periods table with columns: 1st, 2nd, Total. Shows scores for Providence and Kentucky.

Last FG - PC 2nd-00:35, UK 2nd-02:30.
Largest lead - PC None, UK by 18 2nd-01:01.

Points in Paint, Off T/O, 2nd Chance, Fast Break, Bench for Providence and Kentucky.

Score tied - 1 time.
Lead changed - 0 times.

2014 - 2015 KENTUCKY MEN'S BASKETBALL

Official Basketball Box Score -- Game Totals -- Final Statistics Kentucky vs Baylor

12/6/13 9:00 pm at AT&T Stadium, Arlington, Texas

Kentucky 62 • 7-2 #3/4

#	Player	Total			3-Ptr			Rebounds			PF	TP	A	TO	Blk	Stl	Min
		FG	FGA	FT	FTA	FG	FGA	FT	FTA	Off							
15	Cauley-Stein, Willie	f	4-7	0-0	0-2	1	2	3	2	8	2	0	3	0	33		
30	Randle, Julius	f	5-10	0-0	6-8	3	5	8	1	16	4	2	1	0	38		
01	Young, James	g	5-11	4-7	0-2	0	2	2	0	14	1	2	0	0	38		
02	Harrison, Aaron	g	4-9	3-5	4-4	0	2	2	4	15	6	3	0	0	35		
05	Harrison, Andrew	g	2-9	1-4	2-4	1	0	1	4	7	6	1	1	0	35		
00	Lee, Marcus	g	0-0	0-0	0-1	0	2	2	0	0	0	0	0	0	4		
22	Poythress, Alex	g	0-1	0-0	0-2	1	1	2	3	0	0	1	0	0	6		
25	Hawkins, Dominique	g	1-2	0-1	0-0	0	1	1	0	2	0	0	0	0	7		
44	Johnson, Dakari	g	0-1	0-0	0-0	1	0	1	0	0	0	0	0	0	4		
Team			3			0			3								
Totals			21-50	8-17	12-23	10	15	25	16	62	19	9	5	0	200		

FG % 1st Half: 14-30 46.7% 2nd half: 7-20 35.0% Game: 21-50 42.0%
 3FG % 1st Half: 6-10 60.0% 2nd half: 2-7 28.6% Game: 8-17 47.1%
 FT % 1st Half: 4-10 40.0% 2nd half: 8-13 61.5% Game: 12-23 52.2%

Baylor 67 • 8-1 #20/20

#	Player	Total			3-Ptr			Rebounds			PF	TP	A	TO	Blk	Stl	Min
		FG	FGA	FT	FTA	FG	FGA	FT	FTA	Off							
00	O'Neale, Royce	f	2-3	0-0	2-4	2	3	5	4	6	1	2	0	0	31		
34	Jefferson, Cory	f	5-10	0-0	3-4	4	4	8	3	13	1	4	1	0	30		
21	Austin, Isalah	c	5-10	1-2	2-3	3	3	6	2	13	2	2	5	0	28		
01	Chery, Kenny	g	8-15	0-5	2-2	0	1	1	1	18	5	2	0	1	34		
04	Franklin, Gary	g	1-5	1-2	0-0	0	0	0	1	3	2	0	0	0	17		
02	Gathers, Rico	g	2-6	0-0	2-4	5	8	13	3	6	0	2	0	0	22		
05	Heslip, Brady	g	0-2	0-2	2-5	0	0	0	2	2	2	0	0	0	21		
24	Wainright, Ish	g	0-0	0-0	0-0	0	0	0	0	0	0	1	0	0	1		
35	Prince, Taurean	g	3-4	0-0	0-0	0	3	3	2	6	1	0	0	0	16		
Team			4			1			5								
Totals			26-55	2-11	13-22	18	23	41	18	67	14	13	6	4	200		

FG % 1st Half: 15-29 51.7% 2nd half: 11-26 42.3% Game: 26-55 47.3%
 3FG % 1st Half: 2-7 28.6% 2nd half: 0-4 0.0% Game: 2-11 18.2%
 FT % 1st Half: 3-5 60.0% 2nd half: 10-17 58.8% Game: 13-22 59.1%

Officials: Tony Greene, Joe DeRosa, Klipp Kissinger

Technical fouls: Kentucky-None. Baylor-None.

Attendance: 12818

Score by periods	1st	2nd	Total
Kentucky	38	24	62
Baylor	35	32	67

Points	In	Off	2nd	Fast	Bench
UK	Paint	T/O	Chance	Break	
UK	26	12	6	0	2
BU	38	7	14	0	14

Last FG - UK 2nd-03:09, BU 2nd-00:41.
 Largest lead - UK by 9 2nd-15:52, BU by 9 1st-15:38.

Score tied - 6 times.
 Lead changed - 6 times.

Official Basketball Box Score -- Game Totals -- Final Statistics Boise State vs Kentucky

12/10/13 9:00 pm at Rupp Arena - Lexington, KY

Boise State 55 • 8-1

#	Player	Total			3-Ptr			Rebounds			PF	TP	A	TO	Blk	Stl	Min
		FG	FGA	FT	FTA	FG	FGA	FT	FTA	Off							
00	Watkins, Ryan	f	2-6	0-0	2-2	0	7	7	1	8	2	6	0	1	1	0	37
03	Drmic, Anthony	f	7-22	2-8	2-2	3	1	4	3	18	1	1	0	0	38		
02	Marks, Derrick	f	6-18	1-5	0-0	0	2	2	4	14	1	2	0	1	25		
11	Eloriaga, Jeff	g	1-5	1-0	0-0	0	1	1	3	3	1	0	0	0	37		
12	Hadziomerovic, Igor	g	2-6	0-1	2-2	0	2	2	4	6	1	0	0	2	29		
01	Thompson, Mikey	g	4-11	0-0	0-0	1	2	3	1	8	1	2	0	2	25		
04	Brophel, Thomas	g	0-1	0-0	0-0	0	1	1	0	0	0	1	0	0	4		
13	Duncan, Nick	g	0-0	0-0	0-0	0	0	0	0	0	0	0	0	0	5		
Team			1			3			4								
Totals			22-69	5-17	6-6	14	13	27	17	55	5	8	1	0	200		

FG % 1st Half: 14-34 41.2% 2nd half: 8-35 22.9% Game: 22-69 31.9%
 3FG % 1st Half: 3-9 33.3% 2nd half: 2-8 25.0% Game: 5-17 29.4%
 FT % 1st Half: 0-0 0.0% 2nd half: 6-6 100.0% Game: 6-6 100.0%

Kentucky 70 • 8-2

#	Player	Total			3-Ptr			Rebounds			PF	TP	A	TO	Blk	Stl	Min
		FG	FGA	FT	FTA	FG	FGA	FT	FTA	Off							
15	Cauley-Stein, Willie	f	3-3	0-0	0-2	4	3	7	2	6	0	2	9	1	25		
30	Randle, Julius	f	7-11	0-0	3-4	3	8	11	1	17	1	4	1	0	28		
01	Young, James	g	7-15	4-11	3-4	1	8	9	0	21	0	5	0	0	31		
02	Harrison, Aaron	g	6-12	0-4	1-1	0	4	4	0	13	1	3	0	3	38		
05	Harrison, Andrew	g	4-7	0-0	0-0	0	0	0	3	3	2	3	0	3	31		
03	Polson, Jarrod	g	0-0	0-0	0-0	0	0	0	0	0	0	0	0	0	1		
22	Poythress, Alex	g	0-1	0-0	0-0	0	1	1	0	0	0	0	0	0	1		
25	Hawkins, Dominique	g	0-2	0-1	0-0	0	1	1	3	2	0	1	0	0	17		
44	Johnson, Dakari	g	0-0	0-0	0-0	0	1	1	1	0	0	2	1	0	18		
Team			1			4			5								
Totals			27-51	4-17	12-18	11	32	43	12	70	7	19	10	4	200		

FG % 1st Half: 17-31 54.8% 2nd half: 10-20 50.0% Game: 27-51 52.9%
 3FG % 1st Half: 4-13 30.8% 2nd half: 0-4 0.0% Game: 4-17 23.5%
 FT % 1st Half: 3-7 42.9% 2nd half: 9-11 81.8% Game: 12-18 66.7%

Officials: Ted Valentine, Lee Cassell, Ron Groover

Technical fouls: Boise State-None. Kentucky-None.

Attendance: 21565

Score by periods	1st	2nd	Total
Boise State	31	24	55
Kentucky	41	29	70

Points	In	Off	2nd	Fast	Bench
BOISE	Paint	T/O	Chance	Break	
BOISE	24	7	18	4	8
UK	44	7	10	8	0

Last FG - BOISE 2nd-00:36, UK 2nd-01:01.
 Largest lead - BOISE by 1 1st-12:31, UK by 19 2nd-08:36.

Score tied - 1 time.
 Lead changed - 2 times.

Official Basketball Box Score -- Game Totals -- Final Statistics Kentucky vs North Carolina

12/14/13 5:15 PM at Smith Center, Chapel Hill

Kentucky 77 • 8-3

#	Player	Total			3-Ptr			Rebounds			PF	TP	A	TO	Blk	Stl	Min
		FG	FGA	FT	FTA	FG	FGA	FT	FTA	Off							
15	Cauley-Stein, Willie	f	2-3	0-0	1-2	5	7	12	4	5	1	4	5	2	29		
30	Randle, Julius	f	3-9	0-0	8-10	1	4	5	16	1	4	1	0	0	29		
01	Young, James	g	3-10	2-6	8-10	0	5	5	16	1	0	4	1	0	29		
02	Harrison, Aaron	g	8-12	1-1	3-3	2	1	3	20	0	1	0	2	24			
05	Harrison, Andrew	g	3-11	1-4	10-17	2	4	6	4	17	7	4	0	1	37		
03	Polson, Jarrod	g	0-0	0-0	0-0	0	0	0	1	0	0	0	0	2			
22	Poythress, Alex	g	2-4	0-1	2-3	5	3	8	5	6	0	1	1	0	24		
25	Hawkins, Dominique	g	0-1	0-0	0-2	0	1	1	2	0	0	1	0	0	18		
35	Willis, Derek	g	0-0	0-0	0-0	0	0	0	0	0	0	0	0	0	1		
44	Johnson, Dakari	g	1-4	0-0	0-0	2	1	3	3	2	0	1	0	0	7		
Team			3			1			1								
Totals			22-54	4-12	29-43	17	27	44	31	77	9	17	7	7	200		

FG % 1st Half: 10-25 40.0% 2nd half: 12-29 41.4% Game: 22-54 40.7%
 3FG % 1st Half: 1-5 20.0% 2nd half: 3-7 42.9% Game: 4-12 33.3%
 FT % 1st Half: 9-17 52.9% 2nd half: 20-26 76.9% Game: 29-43 67.4%

North Carolina 82 • 7-2

#	Player	Total			3-Ptr			Rebounds			PF	TP	A	TO	Blk	Stl	Min
		FG	FGA	FT	FTA	FG	FGA	FT	FTA	Off							
11	Tokoto, J.P.	f	7-10	1-1	0-2	0	1	1	4	15	2	2	1	0	16		
42	James, Joel	f	2-4	0-0	1-2	2	3	5	2	5	0	0	0	0	23		
43	McAdoo, James M	f	4-6	0-0	12-19	0	5	5	3	20	4	1	1	2	37		
00	Britt, Nate	g	3-6	0-1	2-3	0	1	1	5	8	1	1	0	2	28		
05	Paige, Marcus	g	6-13	1-5	10-10	0	2	2	3	23	2	2	0	3	37		
04	Meeke, Kennedy	g	0-4	0-0	1-3	3	1	4	2	1	1	2	2	0	19		
03	Davis, Luke	g	0-0	0-0	0-0	0											

2014 - 2015 KENTUCKY MEN'S BASKETBALL

Official Basketball Box Score -- Game Totals -- Final Statistics
Louisville vs Kentucky
12/28/13 4:00 pm at Rupp Arena - Lexington, KY

Louisville 66 • 11-2, 0-0

#	Player	Total		3-Ptr		Rebounds		PF	TP	A	TO	Bk	Stl	Min	
		FG-FGA	FT-FTA	FG-FGA	FT-FTA	Off	Def								Tot
12	Mathiang, Mangok	f	2-2	0-0	0-0	1	2	3	1	4	0	1	4	0	22
20	Blackshear, Wayne	f	1-4	0-0	3-4	0	3	3	5	5	0	0	0	1	12
24	Harrell, Montrezl	f	2-2	0-0	2-2	2	2	4	3	6	0	0	1	1	21
02	Smith, Russ	g	7-20	0-5	5-10	1	1	2	4	19	4	4	0	1	30
03	Jones, Chris	g	7-13	3-9	1-1	0	3	3	3	18	2	2	0	1	31
00	Rozier, Terry	f	1-3	1-2	2-2	0	1	1	2	5	0	1	0	1	13
11	Hancock, Luke	f	3-11	2-8	0-1	0	3	3	2	8	2	0	0	1	28
15	Henderson, Tim	f	0-0	0-0	0-0	0	0	0	0	0	0	0	0	0	3
21	Behanan, Chane	f	0-3	0-0	0-0	2	5	7	2	0	0	0	0	0	2
22	Agau, Akoy	f	0-0	0-0	0-0	0	2	2	2	0	0	0	0	0	20
44	Van Treese, Stephan	f	0-0	0-0	1-2	4	1	5	1	1	0	1	0	0	18
	Team					2	1	3							
Totals			23-58	6-26	14-22	12	24	36	25	66	8	13	5	6	200

FG % 1st Half: 14-30 46.7% 2nd half: 9-28 32.1% Game: 23-58 39.7%
3FG % 1st Half: 4-14 28.6% 2nd half: 2-12 16.7% Game: 6-26 23.1%
FT % 1st Half: 4-5 80.0% 2nd half: 10-17 58.8% Game: 14-22 63.6%

Kentucky 73 • 10-3, 0-0

#	Player	Total		3-Ptr		Rebounds		PF	TP	A	TO	Bk	Stl	Min	
		FG-FGA	FT-FTA	FG-FGA	FT-FTA	Off	Def								Tot
15	Cauley-Stein, Willie	f	1-3	0-0	0-0	3	7	10	4	2	0	0	3	1	35
30	Randle, Julius	f	7-8	0-1	3-6	1	2	3	1	17	0	2	0	1	21
01	Young, James	g	5-17	3-8	5-9	4	6	10	2	18	4	2	1	0	36
02	Harrison, Aaron	g	5-12	0-3	0-0	0	4	4	2	10	1	4	0	0	30
05	Harrison, Andrew	g	6-16	0-1	6-12	3	1	4	3	18	2	3	0	1	34
22	Poythress, Alex	g	3-4	0-0	1-2	1	4	5	3	7	0	0	0	0	21
25	Hawkins, Dominique	f	0-1	0-1	1-1	1	1	1	1	0	0	0	0	0	15
44	Johnson, Dakari	f	0-1	0-0	0-0	1	0	1	0	0	1	0	0	0	8
	Team					2	2	4							
Totals			27-62	3-14	16-30	17	27	44	19	73	8	11	4	3	200

FG % 1st Half: 15-35 42.9% 2nd half: 12-27 44.4% Game: 27-62 43.5%
3FG % 1st Half: 2-9 22.2% 2nd half: 1-5 20.0% Game: 3-14 21.4%
FT % 1st Half: 9-16 56.3% 2nd half: 7-14 50.0% Game: 16-30 53.3%

Officials: Tony Greene, Mark Whitehead, Doug Simons
Technical fouls: Louisville-None, Kentucky-None.
Attendance: 24396

Score by periods	1st	2nd	Total
Louisville	36	30	66
Kentucky	41	32	73

Official Basketball Box Score -- Game Totals -- Final Statistics
Mississippi State vs Kentucky
01/08/14 8:00 pm at Rupp Arena - Lexington, KY

Mississippi State 63 • 10-4, 0-1

#	Player	Total		3-Ptr		Rebounds		PF	TP	A	TO	Bk	Stl	Min	
		FG-FGA	FT-FTA	FG-FGA	FT-FTA	Off	Def								Tot
03	Borchert, Colin	f	2-7	2-5	2-2	0	3	3	5	8	1	0	0	0	20
20	Ware, Gavin	f	2-6	0-0	0-0	1	9	10	3	4	0	2	0	1	24
01	Thomas, Fred	g	1-8	1-4	0-0	0	1	1	2	3	2	2	0	0	29
15	Ready, J.J.	g	0-1	0-0	0-0	0	0	0	0	0	0	0	0	1	18
3	Sword, Craig	g	5-12	0-0	9-10	2	0	2	4	19	2	5	0	1	25
04	Bloodman, Trivante	g	5-6	0-0	3-4	0	1	1	2	13	2	0	0	0	34
11	Davis, Jacoby	f	2-4	0-0	0-0	0	1	1	2	4	3	0	0	0	14
13	Moore, Tevin	f	0-0	0-0	0-0	0	0	0	0	0	0	0	0	0	3
24	Cunningham, Tyson	f	0-0	0-0	0-0	0	1	1	0	0	0	0	0	0	10
25	Johnson, Roqueez	f	6-13	0-0	0-2	3	1	4	4	12	0	3	0	1	33
	Team					3	2	5							
Totals			23-57	3-11	14-18	9	19	28	22	63	12	15	0	8	200

FG % 1st Half: 15-34 44.1% 2nd half: 8-23 34.8% Game: 23-57 40.4%
3FG % 1st Half: 2-6 33.3% 2nd half: 1-5 20.0% Game: 3-11 27.3%
FT % 1st Half: 8-8 100.0% 2nd half: 6-10 60.0% Game: 14-18 77.8%

Kentucky 85 • 11-3, 0-0

#	Player	Total		3-Ptr		Rebounds		PF	TP	A	TO	Bk	Stl	Min	
		FG-FGA	FT-FTA	FG-FGA	FT-FTA	Off	Def								Tot
15	Cauley-Stein, Willie	f	5-6	0-0	2-5	2	2	4	2	12	1	0	2	1	25
30	Randle, Julius	f	3-7	0-1	2-4	6	8	14	3	6	1	0	0	0	21
01	Young, James	g	8-18	3-10	7-9	5	5	10	2	26	5	2	1	2	35
02	Harrison, Aaron	g	1-5	0-3	3-5	0	2	2	4	5	3	0	2	2	23
05	Harrison, Andrew	g	2-7	1-3	3-4	0	2	2	2	8	2	4	0	0	30
00	Lee, Marcus	f	1-2	0-0	0-0	0	0	0	0	0	2	1	0	0	5
03	Polson, Jarrod	f	0-0	0-0	0-0	0	0	0	0	0	0	0	0	0	2
4	Hood, Jon	f	0-0	0-0	0-0	0	0	0	0	0	0	0	0	0	2
22	Poythress, Alex	g	5-6	0-0	2-2	1	3	4	2	12	2	2	3	0	22
24	Floreal, E.J.	f	0-0	0-0	0-0	0	0	0	0	0	0	0	0	0	1
25	Hawkins, Dominique	f	1-5	0-2	2-2	0	2	2	3	4	2	0	0	0	23
33	Willis, Derek	f	0-1	0-1	0-0	0	1	1	0	0	0	0	0	0	3
44	Johnson, Dakari	f	4-4	0-0	0-2	1	0	1	1	8	0	0	0	0	8
	Team					2	4								
Totals			30-61	4-20	21-33	17	27	44	19	85	18	12	7	5	200

FG % 1st Half: 13-25 52.0% 2nd half: 17-26 65.4% Game: 30-61 49.2%
3FG % 1st Half: 2-4 50.0% 2nd half: 2-6 33.3% Game: 4-20 20.0%
FT % 1st Half: 9-14 64.3% 2nd half: 12-19 63.2% Game: 21-33 63.6%

Officials: Pat Adams, Mike Nance, Doug Simons
Technical fouls: Mississippi State-None, Kentucky-Cauley-Stein, Willie.
Attendance: 23638

Score by periods	1st	2nd	Total
Mississippi State	40	23	63
Kentucky	37	48	85

Points In Off 2nd Fast
UK MISS UK 46 19 17 10 26 29
UK 46 19 17 10 26 29
Last FG - MISS 2nd-01:28, UK 2nd-00:35.
Largest lead - MISS by 10 1st-15:48, UK by 22 2nd-05:16.
Score tied - 6 times.
Lead changed - 3 times.

Official Basketball Box Score -- Game Totals -- Final Statistics
Kentucky vs Vanderbilt
01/11/14 2:30 p.m. at Nashville, Tenn. (Memorial Gym)

Kentucky 71 • 12-3, 2-0 SEC

#	Player	Total		3-Ptr		Rebounds		PF	TP	A	TO	Bk	Stl	Min	
		FG-FGA	FT-FTA	FG-FGA	FT-FTA	Off	Def								Tot
15	Cauley-Stein, Willie	f	7-9	0-0	1-4	2	4	6	2	15	0	1	1	2	31
30	Randle, Julius	f	3-10	0-0	1-2	6	5	11	0	7	0	4	0	2	25
01	Young, James	g	2-10	1-7	1-2	1	1	2	2	6	4	2	0	0	26
02	Harrison, Aaron	g	4-9	1-5	5-6	0	4	4	0	14	2	1	0	2	31
05	Harrison, Andrew	g	3-7	2-3	2-3	4	4	8	3	10	4	0	0	0	34
03	Polson, Jarrod	f	2-4	2-3	0-0	0	1	1	1	6	1	0	0	0	14
22	Poythress, Alex	g	4-7	0-1	1-3	2	2	4	0	9	0	1	1	0	19
25	Hawkins, Dominique	f	0-1	0-1	0-0	1	1	1	1	0	0	0	0	0	5
33	Willis, Derek	f	0-2	0-2	0-0	1	0	1	0	0	0	0	0	0	6
44	Johnson, Dakari	f	1-2	0-0	2-2	1	0	1	3	4	0	1	0	0	9
	Team					1	1	2							
Totals			26-61	6-22	13-22	18	23	41	12	71	11	10	2	7	200

FG % 1st Half: 10-28 35.7% 2nd half: 16-33 48.5% Game: 26-61 42.6%
3FG % 1st Half: 3-10 30.0% 2nd half: 3-12 25.0% Game: 6-22 27.3%
FT % 1st Half: 7-8 87.5% 2nd half: 6-14 42.9% Game: 13-22 59.1%

Vanderbilt 62 • 8-6, 0-2 SEC

#	Player	Total		3-Ptr		Rebounds		PF	TP	A	TO	Bk	Stl	Min	
		FG-FGA	FT-FTA	FG-FGA	FT-FTA	Off	Def								Tot
00	ODOM, Rod	f	2-9	1-6	0-0	0	0	4	5	1	1	0	0	22	
35	SIKAM, James	f	1-1	0-0	0-1	1	3	4	2	2	1	3	2	1	31
30	JONES, Damian	c	8-15	0-0	2-3	2	9	11	2	18	1	4	1	0	36
11	FULLER, Kyle	g	6-8	1-2	4-6	0	4	4	2	17	10	5	0	0	40
24	PARKER, Dai-Jon	g	7-10	3-5	0-0	1	3	4	4	17	3	2	0	2	40
03	KORNET, Luke	f	1-6	1-6	0-0	1	3	4	2	3	2	1	1	0	23
24	MOATS, Shelby	f	0-1	0-1	0-0	0	0	0	0	0	0	0	0	0	8
	Team					0	1	1							
Totals			25-50	6-20	6-10	5	23	28	16	62	18	16	4	3	200

FG % 1st Half: 10-26 38.5% 2nd half: 15-24 62.5% Game: 25-50 50.0%
3FG % 1st Half: 2-10 20.0% 2nd half: 4-10 40.0% Game: 6-20 30.0%
FT % 1st Half: 0-4 0.0% 2nd half: 6-6 100.0% Game: 6-10 60.0%

Officials: Ted Valentine, Glenn Tuitt, Brian Shey
Technical fouls: Kentucky-Poythress, Alex. Vanderbilt-None.
Attendance: 14316

Score by periods	1st	2nd	Total
Kentucky	30	41	71
Vanderbilt	22	40	62

Last FG - UK 2nd-00:50, VU 2nd-00:42.
Largest lead - UK by 14 2nd-09:26, VU by 2 1st-18:51.
Score tied - 3 times.
Lead changed - 1 time.

Official Basketball Box Score -- Game Totals -- Final Statistics
Kentucky vs Arkansas
01-14-14 8:00pm at Fayetteville, Ark. (Bud Walton Arena)

Kentucky 85 • 12-4, 1-2 SEC

#	Player	Total		3-Ptr		Rebounds		PF	TP	A	TO	Bk	Stl	Min	
		FG-FGA	FT-FTA	FG-FGA	FT-FTA	Off	Def								Tot
15	Cauley-Stein, Willie	f	1-2	0-0	0-0	0	6	6	5	2	0	0	1	0	18
30	Randle, Julius	f	5-11	0-0	10-14	6	8	14	4	20	0	5	2	0	32
01	Young, James	g	8-17	2-6	5-8	2	4	6	3	23	2	3	0	2	40
02	Harrison, Aaron	g	5-8	2-3	4-5	1	0	1	4	16	1	2	1	0	24
05	Harrison, Andrew	g	2-9	1-2	2-3	0	4	4	2						

2014 - 2015 KENTUCKY MEN'S BASKETBALL

Official Basketball Box Score -- Game Totals -- Final Statistics Tennessee vs Kentucky 01/18/14 12:00 pm at Rupp Arena - Lexington, KY

Tennessee 66 • 11-6, 2-2

#	Player	Total			3-Ptr			Rebounds			PF	TP	A	T	Blk	Stl	Min
		FG	FGA	FT	FTA	Off	Def	Total	FG	FGA							
05	Stokes, Jarnell	f	8-12	0-0	4-6	7	8	15	3	20	2	2	0	0	0	35	
34	Maymon, Jeronne	f	4-11	0-0	4-7	4	1	5	3	12	1	0	0	1	34		
01	Richardson, Josh	g	2-7	0-1	0-0	1	2	3	1	4	0	1	0	0	30		
02	Barton, Antonio	g	0-4	0-2	2-2	0	3	3	2	3	2	0	0	0	27		
52	McRae, Jordan	g	5-14	1-7	6-8	0	1	1	4	17	2	4	0	1	37		
04	Moore, Armani	g	2-4	0-1	0-0	3	0	3	4	4	1	1	0	0	15		
10	Ndiaye, Rawane	g	1-3	0-0	0-0	2	1	3	1	2	0	1	1	0	5		
15	Thompson, Darius	g	2-2	1-1	0-0	1	2	3	1	5	1	1	0	1	13		
23	Reese, Derek	g	0-1	0-1	0-0	0	0	0	1	0	0	0	0	0	4		
Team					2	2	4										
Totals			24-58	2-13	16-23	20	19	39	20	66	10	12	1	4	200		
FG % 1st Half:		14-33	42.4%	2nd half:	10-25	40.0%	Game:		24-58	41.4%	Deadball						
3FG % 1st Half:		1-7	14.3%	2nd half:	1-6	16.7%	Game:		2-13	15.4%	Rebounds						
FT % 1st Half:		3-4	75.0%	2nd half:	13-19	68.4%	Game:		16-23	69.6%	4.2						

Kentucky 74 • 13-4, 3-1

#	Player	Total			3-Ptr			Rebounds			PF	TP	A	T	Blk	Stl	Min
		FG	FGA	FT	FTA	Off	Def	Total	FG	FGA							
15	Caulley-Stein, Willie	f	0-5	0-0	0-0	2	1	3	2	0	0	0	1	2	19		
30	Randle, Julius	f	6-9	1-2	5-5	1	1	2	2	18	4	4	1	1	33		
01	Young, James	g	3-9	2-5	0-0	0	1	1	2	8	0	1	0	0	36		
02	Harrison, Aaron	g	3-7	2-4	6-7	0	4	4	4	14	1	2	0	2	26		
05	Harrison, Andrew	g	7-13	2-3	10-10	0	2	2	1	26	3	0	0	1	33		
03	Polson, Jarrod	g	0-0	0-0	0-0	0	0	0	1	2	1	0	0	0	9		
22	Poythress, Alex	g	1-4	0-2	2-2	1	2	3	1	4	2	1	2	0	21		
25	Hawkins, Dominique	g	0-0	0-0	0-0	0	0	0	2	0	0	0	0	0	7		
44	Johnson, Dakari	g	2-3	0-0	0-0	2	2	4	2	4	0	0	0	0	16		
Team					1	4	5										
Totals			22-50	7-16	23-24	17	17	24	17	74	11	8	4	6	200		
FG % 1st Half:		11-26	42.3%	2nd half:	11-24	45.8%	Game:		22-50	44.0%	Deadball						
3FG % 1st Half:		5-12	41.7%	2nd half:	2-4	50.0%	Game:		7-16	43.8%	Rebounds						
FT % 1st Half:		7-7	100.0%	2nd half:	16-17	94.1%	Game:		23-24	95.8%	1						

Officials: Tony Greene, Patrick Evans, Don Dally
Technical fouls: Tennessee-None. Kentucky-None.
Attendance: 24246

Score by periods	1st	2nd	Total
Tennessee	32	34	66
Kentucky	34	40	74

Last FG - UT 2nd-00:07, UK 2nd-01:09.
Largest lead - UT by 9 1st-12:16, UK by 11 2nd-04:11.

Score tied - 1 time.
Lead changed - 3 times.

Official Basketball Box Score -- Game Totals -- Final Statistics Texas A&M vs Kentucky 01/21/14 9:00 pm at Rupp Arena - Lexington, KY

Texas A&M 51 • 12-6, 3-2

#	Player	Total			3-Ptr			Rebounds			PF	TP	A	T	Blk	Stl	Min
		FG	FGA	FT	FTA	Off	Def	Total	FG	FGA							
14	Roberson, Kourtney	f	2-5	0-0	2-2	1	2	3	2	6	1	1	0	0	20		
02	Smith, Shawn	g	3-9	0-1	2-2	4	7	11	3	13	4	4	1	8	36		
05	Green, Jordan	g	2-3	0-0	0-0	0	0	0	4	4	2	1	0	1	16		
21	Caruso, Alex	g	4-6	0-0	4-8	0	4	4	2	12	3	0	0	3	35		
23	Jones, Jamal	g	3-12	1-3	1-2	0	3	3	3	8	0	1	1	0	21		
04	Miller, Tavario	g	0-2	0-0	1-2	1	2	3	2	1	0	0	0	0	9		
10	McDonald, Blake	g	0-0	0-0	0-0	0	0	0	2	0	0	0	0	0	12		
15	Fitzgerald, Davonte	g	5-12	1-4	1-3	1	1	2	2	12	0	2	0	0	24		
24	Space, Antwan	g	0-2	0-0	0-0	0	1	1	3	0	0	2	0	0	15		
25	Dobbins, Kyle	g	0-0	0-0	0-2	0	0	0	0	0	0	0	0	0	1		
45	Johns, Dylan	g	0-0	0-0	0-0	0	1	1	2	0	0	0	0	0	11		
Team					3	0	3										
Totals			19-51	2-8	11-21	6	18	24	23	51	6	11	2	6	200		
FG % 1st Half:		11-26	42.3%	2nd half:	8-25	32.0%	Game:		19-51	37.3%	Deadball						
3FG % 1st Half:		1-4	25.0%	2nd half:	1-4	25.0%	Game:		2-8	25.0%	Rebounds						
FT % 1st Half:		4-7	57.1%	2nd half:	7-14	50.0%	Game:		11-21	52.4%	5.2						

Kentucky 68 • 14-4, 4-1

#	Player	Total			3-Ptr			Rebounds			PF	TP	A	T	Blk	Stl	Min
		FG	FGA	FT	FTA	Off	Def	Total	FG	FGA							
15	Caulley-Stein, Willie	f	0-2	0-0	1-4	1	0	1	4	1	0	2	0	0	9		
30	Randle, Julius	f	4-6	0-1	5-6	4	7	11	3	13	3	1	2	1	29		
01	Young, James	g	6-11	2-6	1-2	2	5	7	3	15	2	1	0	2	36		
02	Harrison, Aaron	g	1-5	1-3	3-4	0	1	1	4	6	2	1	0	2	27		
05	Harrison, Andrew	g	3-12	2-7	0-0	1	7	8	2	8	4	4	0	0	38		
00	Lee, Marcus	g	0-0	0-0	0-0	0	0	0	0	0	0	0	0	0	3		
03	Polson, Jarrod	g	1-2	1-2	0-0	1	1	2	3	1	0	0	0	0	8		
22	Poythress, Alex	g	4-7	0-1	8-9	1	4	5	2	16	0	3	2	0	25		
25	Hawkins, Dominique	g	0-1	0-1	0-0	0	0	0	0	0	0	1	0	0	1		
44	Johnson, Dakari	g	3-4	0-0	0-2	2	5	7	1	6	0	2	3	1	24		
Team					0	0	0										
Totals			22-50	6-21	18-27	12	30	42	20	68	12	15	7	6	200		
FG % 1st Half:		11-27	40.7%	2nd half:	11-23	47.8%	Game:		22-50	44.0%	Deadball						
3FG % 1st Half:		5-15	33.3%	2nd half:	1-6	16.7%	Game:		6-21	28.6%	Rebounds						
FT % 1st Half:		7-12	58.3%	2nd half:	11-15	73.3%	Game:		18-27	66.7%	5.1						

Officials: Pat Adams, Mike Nance, Joe Lindsay
Technical fouls: Texas A&M-None. Kentucky-None.
Attendance: 22634

Score by periods	1st	2nd	Total
Texas A&M	27	24	51
Kentucky	34	34	68

Last FG - TXAM 2nd-00:46, UK 2nd-02:46.
Largest lead - TXAM by 2 1st-18:51, UK by 21 2nd-05:03.

Score tied - 2 times.
Lead changed - 2 times.

Official Basketball Box Score -- Game Totals -- Final Statistics Georgia vs Kentucky 01/25/14 1:30 pm at Rupp Arena - Lexington, KY

Georgia 54 • 10-8, 4-2

#	Player	Total			3-Ptr			Rebounds			PF	TP	A	T	Blk	Stl	Min
		FG	FGA	FT	FTA	Off	Def	Total	FG	FGA							
02	Thornton, Marcus	f	2-10	0-0	6-6	5	4	9	4	10	0	2	2	1	38		
15	Williams, Donte'	f	2-3	0-0	1-1	1	0	1	4	5	0	0	0	0	19		
31	Morris, Brandon	f	5-11	2-3	3-4	1	1	2	15	2	5	0	0	35			
42	Djurisic, Nemanja	f	3-9	1-1	1-2	2	6	8	1	8	1	3	0	0	34		
04	Mann, Charles	g	1-9	0-2	7-15	1	5	6	1	9	5	5	0	1	34		
05	Dixon, Tim	g	1-2	0-0	0-0	1	0	1	2	2	0	0	0	0	9		
10	Scholz, Taylor	g	1-2	1-2	0-0	0	0	0	2	0	0	0	0	0	10		
11	Forté, Cameron	g	1-2	0-0	0-0	0	0	0	2	3	1	2	0	1	14		
24	Kessler, Houston	g	0-0	0-0	0-0	0	0	0	0	0	0	0	0	0	1		
25	Geno, Kenny Paul	g	0-0	0-0	0-0	0	0	0	1	0	0	0	0	0	3		
30	Frazier, J.J.	g	0-0	0-0	0-0	0	0	0	0	0	1	0	0	0	4		
41	Cannon, John	g	0-1	0-0	0-0	1	1	2	0	0	2	0	0	0	3		
Team					5	1	6										
Totals			16-49	4-8	18-28	17	18	35	17	54	9	20	2	3	200		
FG % 1st Half:		7-24	29.2%	2nd half:	9-25	36.0%	Game:		16-49	32.7%	Deadball						
3FG % 1st Half:		2-4	50.0%	2nd half:	2-4	50.0%	Game:		4-8	50.0%	Rebounds						
FT % 1st Half:		6-9															

2014-2015 KENTUCKY MEN'S BASKETBALL

Official Basketball Box Score -- Game Totals -- Final Statistics
Kentucky vs Missouri
02/01/14 Noon at Columbia, Mo. (Mizzou Arena)

#	Player	Total		3-Ptr		Rebounds			PF	TP	A	T	Blk	Stl	Min
		FG	FGA	FGA	FT	FTA	Off	Def							
01	Young, James	f	8-14	4-7	0-1	0	2	2	2	20	2	1	0	0	38
30	Randle, Julius	f	7-13	0-0	4-5	5	4	9	3	18	3	2	1	0	37
44	Johnson, Dakari	c	1-3	0-0	0-1	0	1	1	4	2	0	1	0	0	11
02	Harrison, Aaron	g	6-10	1-3	8-8	0	2	2	0	21	1	0	0	0	36
05	Harrison, Andrew	g	4-8	2-2	4-6	0	1	1	4	14	4	1	0	2	31
00	Lee, Marcus	g	1-1	0-0	0-0	0	1	1	1	2	0	0	1	0	9
03	Polson, Jarrod	g	0-1	0-1	0-0	1	1	2	1	0	1	0	0	0	13
15	Cauley-Stein, Willie	g	0-1	0-0	0-2	0	0	0	4	0	0	0	1	0	7
22	Poythress, Alex	g	3-5	1-1	0-0	1	2	3	4	7	0	2	1	0	16
25	Hawkins, Dominique	g	0-0	0-0	0-1	1	1	2	0	0	0	0	0	0	2
Team						0	6	6							
Totals			30-56	8-14	16-24	8	21	29	23	84	11	7	4	5	200

FG % 1st Half: 16-29 55.2% 2nd half: 14-27 51.9% Game: 30-56 53.6%
3FG % 1st Half: 4-9 44.4% 2nd half: 4-5 80.0% Game: 6-14 57.1%
FT % 1st Half: 6-10 60.0% 2nd half: 8-14 71.4% Game: 16-24 66.7%

Missouri 79 • 16-5, 4-4

#	Player	Total		3-Ptr		Rebounds			PF	TP	A	T	Blk	Stl	Min
		FG	FGA	FGA	FT	FTA	Off	Def							
03	WILLIAMS, Johnathan	f	0-2	0-1	1-2	1	3	4	4	1	0	0	2	0	20
44	ROSBURG, Ryan	f	1-2	0-0	0-2	2	1	3	3	2	0	1	1	0	30
05	CLARKSON, Jordan	g	11-17	2-4	4-5	1	2	3	2	28	3	2	0	0	37
32	BROWN, Jabari	g	10-17	3-6	10-12	0	3	3	2	33	2	2	0	0	38
33	ROSS, Earnest	g	2-7	1-6	3-4	1	5	6	2	8	1	1	0	1	25
01	CLARK, Wes	g	3-4	0-0	1-2	0	4	4	1	7	3	1	0	1	22
02	CRISWELL, Tony	g	0-2	0-0	0-0	0	4	4	3	0	0	0	0	0	18
11	RECTOR, Shane	g	0-0	0-0	0-0	0	0	0	0	0	1	0	0	0	2
24	JONES, Torren	g	0-0	0-0	0-0	0	0	0	0	0	0	0	0	0	1
45	POST, Keanou	g	0-0	0-0	0-2	0	1	1	1	0	0	0	0	0	7
Team						0	1	1	1						
Totals			27-51	6-17	19-29	5	24	29	18	79	9	8	3	2	200

FG % 1st Half: 9-19 47.4% 2nd half: 18-32 56.3% Game: 27-51 52.9%
3FG % 1st Half: 3-8 37.5% 2nd half: 3-9 33.3% Game: 6-17 35.3%
FT % 1st Half: 11-14 78.6% 2nd half: 8-15 53.3% Game: 19-29 65.5%

Officials: Mike Nance, Tim Gattis, Brian Shey
Technical fouls: Kentucky-None. Missouri-TEAM.
Attendance: 11742

Score by periods	1st	2nd	Total
Kentucky	42	42	84
Missouri	32	47	79

Points	In	Off	2nd	Fast	Bench
UK	Paint	T/O	Chance	Break	
UK	35	11	13	4	9
MU-M	34	9	5	18	7

Last FG - UK 2nd-00:19, MU-M 2nd-00:00.
Largest lead - UK by 16 2nd-14:32, MU-M by 2 1st-18:53.
Score tied - 0 times.
Lead changed - 1 time.

Official Basketball Box Score -- Game Totals -- Final Statistics
Ole Miss vs Kentucky
02/04/14 7:00 pm at Rupp Arena - Lexington, KY

Ole Miss 64 • 15-7, 6-3

#	Player	Total		3-Ptr		Rebounds			PF	TP	A	T	Blk	Stl	Min
		FG	FGA	FGA	FT	FTA	Off	Def							
11	Saiz, Sebastian	f	3-6	0-0	1-2	1	1	2	1	7	0	1	1	0	24
13	Perez, Anthony	f	3-4	1-1	2-2	2	0	2	4	9	2	1	0	1	22
34	Jones, Aaron	f	1-3	0-0	0-0	3	1	4	2	2	0	0	2	1	23
22	Henderson, Marshall	g	6-18	4-12	0-0	0	1	1	1	16	0	3	0	0	34
32	Summers, Jarvis	g	4-13	1-5	2-2	0	1	1	3	11	3	1	1	0	29
03	Millinghaus, Derrick	g	1-3	0-1	0-0	0	3	3	2	2	1	0	0	0	14
04	Cox, DeMarco	g	1-2	0-0	0-0	1	2	3	2	0	0	0	0	0	12
10	White, Ladarus	g	4-13	0-2	3-4	3	2	5	1	11	2	0	0	0	27
23	Coleby, Dwight	g	2-3	0-0	0-0	1	1	2	5	4	0	0	1	0	2
24	Joesaar, Janari	g	0-0	0-0	0-0	0	1	1	0	0	0	0	0	0	2
Team						3	1	4							
Totals			25-65	6-21	8-10	14	12	26	22	64	9	8	5	2	200

FG % 1st Half: 15-37 40.5% 2nd half: 10-28 35.7% Game: 25-65 38.5%
3FG % 1st Half: 3-11 27.3% 2nd half: 3-10 30.0% Game: 6-21 28.6%
FT % 1st Half: 1-2 50.0% 2nd half: 7-8 87.5% Game: 8-10 80.0%

Kentucky 80 • 17-5, 7-2

#	Player	Total		3-Ptr		Rebounds			PF	TP	A	T	Blk	Stl	Min
		FG	FGA	FGA	FT	FTA	Off	Def							
30	Randle, Julius	f	2-6	0-0	8-10	1	4	5	1	12	0	0	1	0	25
44	Johnson, Dakari	c	2-4	0-0	1-2	1	1	2	1	5	0	1	4	0	9
01	Young, James	g	2-8	0-5	6-10	2	1	3	2	10	1	1	0	1	34
02	Harrison, Aaron	g	5-10	2-5	4-4	2	4	6	1	16	2	2	0	1	34
05	Harrison, Andrew	g	3-4	0-1	3-4	0	2	2	2	9	5	3	0	0	34
00	Lee, Marcus	g	0-0	0-0	0-0	0	0	0	0	0	0	0	0	0	1
03	Polson, Jarrod	g	0-1	0-1	0-0	0	0	0	0	0	0	0	0	0	1
14	Hood, Jon	g	0-0	0-0	0-0	0	0	0	0	0	0	0	0	0	8
15	Cauley-Stein, Willie	g	7-8	0-0	4-5	5	6	11	2	18	2	2	0	0	1
22	Poythress, Alex	g	5-9	0-0	0-1	3	4	7	2	10	0	0	1	0	20
25	Hawkins, Dominique	g	0-0	0-0	0-0	0	0	0	0	0	0	0	0	0	4
35	Willis, Derek	g	0-1	0-1	0-0	0	0	0	0	0	0	0	0	0	1
Team						1	4	5							
Totals			26-51	2-13	26-36	15	26	41	13	80	10	10	12	3	200

FG % 1st Half: 11-26 42.3% 2nd half: 15-25 60.0% Game: 26-51 51.0%
3FG % 1st Half: 2-10 20.0% 2nd half: 0-3 0.0% Game: 2-13 15.4%
FT % 1st Half: 11-18 61.1% 2nd half: 15-18 83.3% Game: 26-36 72.2%

Officials: Joe Lindsay, Antonio Petty, Jamie Luckie
Technical fouls: Ole Miss-None. Kentucky-None.
Attendance: 22168

Score by periods	1st	2nd	Total
Ole Miss	34	30	64
Kentucky	35	45	80

Points	In	Off	2nd	Fast	Bench
OLEMISS	Paint	T/O	Chance	Break	
OLEMISS	24	6	15	2	19
UK	44	8	19	12	28

Last FG - OLEMISS 2nd-00:27, UK 2nd-02:13.
Largest lead - OLEMISS by 5 1st-07:01, UK by 19 2nd-03:00.
Score tied - 6 times.
Lead changed - 7 times.

Official Basketball Box Score -- Game Totals -- Final Statistics
Kentucky vs Mississippi State
02/08/14 12:47 p.m. at Starkville, Miss. (Humphrey Coliseum)

Kentucky 69 • 18-5, 8-2

#	Player	Total		3-Ptr		Rebounds			PF	TP	A	T	Blk	Stl	Min
		FG	FGA	FGA	FT	FTA	Off	Def							
30	Randle, Julius	f	8-13	0-0	0-3	0	7	7	4	16	1	4	1	1	34
44	Johnson, Dakari	c	3-3	0-0	3-3	3	5	8	1	9	0	0	1	0	21
01	Young, James	g	3-8	1-4	4-4	1	0	1	4	11	0	0	1	20	
02	Harrison, Aaron	g	4-15	1-6	0-1	1	5	6	0	9	6	2	1	2	36
05	Harrison, Andrew	g	2-3	0-1	1-1	2	1	3	5	5	3	2	0	1	15
03	Polson, Jarrod	g	1-6	0-3	0-1	2	1	3	4	2	1	0	0	0	13
04	Hood, Jon	g	1-4	1-3	0-0	1	1	2	0	3	0	0	0	0	20
15	Cauley-Stein, Willie	g	4-4	0-0	0-0	2	2	2	8	1	0	1	0	1	15
22	Poythress, Alex	g	1-4	0-1	4-5	2	2	4	1	6	0	0	1	0	15
35	Willis, Derek	g	0-0	0-0	0-0	0	0	0	0	0	1	0	0	0	1
Team						2	0	2							
Totals			27-60	3-18	12-18	13	25	38	21	69	12	9	5	7	200

FG % 1st Half: 13-31 41.9% 2nd half: 14-29 48.3% Game: 27-60 45.0%
3FG % 1st Half: 2-11 18.2% 2nd half: 1-7 14.3% Game: 3-18 16.7%
FT % 1st Half: 4-6 66.7% 2nd half: 8-12 66.7% Game: 12-18 66.7%

Mississippi State 59 • 13-10, 3-7

#	Player	Total		3-Ptr		Rebounds			PF	TP	A	T	Blk	Stl	Min
		FG	FGA	FGA	FT	FTA	Off	Def							
03	Colin Borchert	f	2-6	1-3	0-0	1	4	5	5	1	1	0	0	0	23
20	Gavin Ware	f	2-5	0-0	8-8	1	3	4	3	12	0	1	0	2	24
01	Fred Thomas	g	2-9	0-3	2-4	0	4	4	1	6	1	1	1	0	32
04	Triwane Bloodman	g	3-6	0-0	6-6	0	1	1	1	12	3	2	0	0	32
32	Craig Sword	g	6-12	0-1	0-0	2	3	5	4	12	1	3	0	1	27
11	Jacoby Davis	g	0-2	0-1	0-0	1	6	7	2	0	1	2	0	0	23
12	De'Runnya Wilson	g	0-0	0-0	0-0	1	0	1	0	0	0	0	0	0	2
24	Tyson Cunningham	g	0-0	0-0	2-2	0	0	0	1	2	0	1	0	0	7
25	Roguez Johnson	g	3-7	0-0	4-8	2	2	4	1	10	0	2	0	0	30
Team						0	2	2							
Totals			18-47	1-8	22-28	8	25	33	18	59	7	13	1	3	200

FG % 1st Half: 7-25 28.0% 2nd half: 11-22 50.0% Game: 18-47 38.3%
3FG % 1st Half: 0-3 0.0% 2nd half: 1-5 20.0% Game: 1-8 12.5%
FT % 1st Half: 9-10 90.0% 2nd half: 13-18 72.2% Game: 22-28 78.6%

Officials: Doug Shows, Tony Henderson, Glenn Tuitt
Technical fouls: Kentucky-None. Mississippi State-None.
Attendance: 8417

Score by periods	1st	2nd	Total
Kentucky	32	37	69
Mississippi State	23	36	59

Points	In	Off	2nd	Fast	Bench
UK	Paint	T/O	Chance	Break	
UK	40	12	14	2	19
MS	30	3	4	8	12

Last FG - UK 2nd-01:00, MS 2nd-00:40.
Largest lead - UK by 12 2nd-10:37, MS by 4 1st-09:38.
Score tied - 5 times.
Lead changed - 2 times.

Official Basketball Box Score -- Game Totals -- Final Statistics
Kentucky vs Auburn
02-12-14 7:00 p.m. at Auburn Arena -- Auburn, Ala.

Kentucky 64 • 19-5, 9-2

#	Player	Total		3-Ptr		Rebounds			PF	TP	A	T	Blk	Stl	Min
		FG	FGA	FGA	FT	FTA	Off	Def							
01	Young, James	f	1-10	1-5	1-2	3	3	6	2	4	1	0	0	1	31
30	Randle, Julius	f	4-8	0-0	4-8	4	8	12	2	12	0	2	1	0	30
44	Johnson, Dakari	c	4-10	0-0</											

2014 - 2015 KENTUCKY MEN'S BASKETBALL

Official Basketball Box Score -- Game Totals -- Final Statistics Florida vs Kentucky 02/15/14 9:00 pm at Rupp Arena - Lexington, KY

Florida 69 • 23-2, 12-0

#	Player	Total			3-Ptr			Rebounds			PF	TP	A	TO	Blk	Stl	Min
		FG	FGA	FT	FTA	Off	Def	Total	Off	Def							
15	Yegete, Will	f	0-1	0-1	1-2	0	4	4	3	1	2	0	1	2	25		
24	Prather, Casey	f	8-9	0-0	8-12	1	3	4	1	24	1	2	0	4	33		
04	Young, Patric	c	4-11	0-0	2-2	4	1	5	3	10	0	1	0	0	26		
05	Wilbekin, Scottie	g	5-10	2-3	11-12	0	3	3	1	23	2	0	0	1	36		
20	Frazier, Michael	g	1-5	1-4	0-0	1	0	1	1	3	1	0	0	0	32		
00	Hill, Kasey	g	0-1	0-1	0-0	0	4	4	1	3	1	0	0	0	14		
10	Finney-Smith, Dorian	g	4-10	0-3	0-0	3	2	5	3	8	1	0	0	0	27		
23	Walker, Chris	g	0-1	0-0	0-0	0	0	0	0	0	0	0	0	0	2		
25	Walker, Devon	g	0-2	0-1	0-0	0	1	1	2	0	1	1	0	0	5		
	Team					1	0	1									
	Totals		22-50	3-13	22-28	10	18	28	16	69	9	5	1	7	200		

FG % 1st Half: 10-30 33.3% 2nd half: 12-20 60.0% Game: 22-50 44.0%
 3FG % 1st Half: 1-9 11.1% 2nd half: 2-4 50.0% Game: 3-13 23.1%
 FT % 1st Half: 7-11 63.6% 2nd half: 15-17 88.2% Game: 22-28 78.6%

Deadball Rebounds: 1

Kentucky 59 • 19-6, 9-3

#	Player	Total			3-Ptr			Rebounds			PF	TP	A	TO	Blk	Stl	Min
		FG	FGA	FT	FTA	Off	Def	Total	Off	Def							
30	Randle, Julius	f	4-7	1-1	4-6	4	9	13	3	13	2	1	0	0	35		
44	Johnson, Dakari	c	1-2	0-0	0-1	0	2	2	3	2	0	1	0	0	13		
01	Young, James	g	7-10	3-5	2-4	1	4	5	2	19	1	5	0	0	36		
02	Harrison, Aaron	g	1-7	1-2	0-2	0	1	1	1	3	2	1	0	1	35		
05	Harrison, Andrew	g	6-12	0-0	8-8	2	2	4	5	20	4	3	0	0	34		
03	Polson, Jarrod	g	0-0	0-0	0-0	0	0	0	1	0	1	0	1	0	8		
15	Cauley-Stein, Willie	g	1-2	0-0	0-2	0	2	2	1	2	1	0	1	0	27		
22	Poythress, Alex	g	0-2	0-1	0-0	1	1	2	1	2	1	0	1	0	11		
25	Hawkins, Dominique	g	0-0	0-0	0-0	0	0	0	0	0	0	0	0	0	1		
	Team					1	1	2									
	Totals		20-42	5-12	14-23	9	22	31	17	59	11	13	3	2	200		

FG % 1st Half: 11-22 50.0% 2nd half: 9-20 45.0% Game: 20-42 47.6%
 3FG % 1st Half: 2-5 40.0% 2nd half: 3-7 42.9% Game: 5-12 41.7%
 FT % 1st Half: 7-11 63.6% 2nd half: 7-12 58.3% Game: 14-23 60.9%

Deadball Rebounds: 4

Officials: Antoin Petty, Michael Stephens, Doug Simmons
 Technical fouls: Florida-None, Kentucky-TEAM.
 Attendance: 24425

Score by periods	1st	2nd	Total
Florida	28	41	69
Kentucky	31	28	59

Points	In	Off	2nd	Fast	Bench
Florida	34	14	12	10	8
UK	22	7	8	9	2

Last FG - UF 2nd-00:38, UK 2nd-02:00.
 Largest lead - UF by 10 2nd-00:38, UK by 7 1st-02:04.

Score tied - 12 times.
 Lead changed - 11 times.

Official Basketball Box Score -- Game Totals -- Final Statistics Kentucky vs Ole Miss 2/18/14 6 PM at Oxford, Miss./Tad Smith Coliseum

Kentucky 84 • 20-6, 10-3 SEC

#	Player	Total			3-Ptr			Rebounds			PF	TP	A	TO	Blk	Stl	Min
		FG	FGA	FT	FTA	Off	Def	Total	Off	Def							
30	Randle, Julius	f	6-7	0-0	13-14	4	9	13	2	25	0	4	1	1	29		
44	Johnson, Dakari	c	0-3	0-0	0-0	1	1	2	2	0	0	0	0	0	9		
01	Young, James	g	6-12	2-7	2-2	1	5	6	1	16	5	0	0	0	35		
02	Harrison, Aaron	g	6-13	1-4	4-4	0	4	4	3	17	4	2	0	2	36		
05	Harrison, Andrew	g	2-6	2-5	4-4	1	2	3	3	10	4	4	0	0	34		
03	Polson, Jarrod	g	1-2	1-2	0-0	0	1	1	0	3	2	1	0	1	11		
15	Cauley-Stein, Willie	g	2-3	0-0	4-6	3	3	6	4	8	0	3	1	0	31		
22	Poythress, Alex	g	2-2	1-1	0-0	0	3	3	2	5	1	1	0	1	15		
	Team					0	1	1									
	Totals		25-48	7-19	27-30	10	29	39	17	84	16	19	4	5	200		

FG % 1st Half: 17-29 58.6% 2nd half: 8-19 42.1% Game: 25-48 52.1%
 3FG % 1st Half: 6-13 46.2% 2nd half: 1-6 16.7% Game: 7-19 36.8%
 FT % 1st Half: 2-2 100.0 2nd half: 25-28 89.3% Game: 27-30 90.0%

Deadball Rebounds: 3

Ole Miss 70 • 16-10, 7-6 SEC

#	Player	Total			3-Ptr			Rebounds			PF	TP	A	TO	Blk	Stl	Min
		FG	FGA	FT	FTA	Off	Def	Total	Off	Def							
34	Jones, Aaron	f	1-5	1-1	0-0	4	2	6	1	3	0	2	0	1	29		
23	Coleby,Dwight	c	1-3	0-0	1-2	0	3	3	2	3	0	2	0	0	16		
10	White,LaDarius	f	1-4	0-2	0-0	0	0	0	1	2	0	0	0	0	24		
22	Henderson,Marshall	g	5-17	5-14	3-3	0	1	1	3	18	1	1	0	1	30		
01	Summers,Jarvis	g	9-17	1-6	3-3	1	2	3	4	22	4	2	0	2	34		
32	Newby,Martavious	g	0-1	0-0	0-0	1	0	0	1	2	0	0	0	1	9		
03	Millinghaus,Derrick	g	0-1	0-1	0-0	0	0	0	0	0	0	0	0	0	1		
04	Cox,Demarco	g	0-0	0-0	1-2	0	0	0	0	0	0	0	0	0	9		
11	Saiz,Sebastian	g	0-1	0-0	0-0	1	1	2	3	0	1	0	0	0	3		
13	Perez,Anthony	g	7-12	2-3	5-5	2	2	4	3	21	0	5	0	0	20		
24	Joesaar,Janari	g	0-1	0-0	0-0	0	0	0	0	0	0	0	0	0	1		
	Team					1	2	3									
	Totals		24-62	9-27	13-15	10	13	23	21	70	11	13	0	8	200		

FG % 1st Half: 8-26 30.8% 2nd half: 16-36 44.4% Game: 24-62 38.7%
 3FG % 1st Half: 3-10 30.0% 2nd half: 6-17 35.3% Game: 9-27 33.3%
 FT % 1st Half: 6-7 85.7% 2nd half: 7-8 87.5% Game: 13-15 86.7%

Deadball Rebounds: 0

Officials: Doug Shows, Rick Hartzell, Mike Kitts
 Technical fouls: Kentucky-Harrison, Aaron. Ole Miss-White,LaDarius.
 Attendance: 8476

Score by periods	1st	2nd	Total
Kentucky	42	42	84
Ole Miss	25	45	70

Points	In	Off	2nd	Fast	Bench
Kentucky	36	15	11	16	16
UK	26	24	2	6	22

Last FG - UK 2nd-01:17, UM 2nd-01:49.
 Largest lead - UK by 22 2nd-09:10, UM by 2 1st-19:20.

Score tied - 2 times.
 Lead changed - 3 times.

Official Basketball Box Score -- Game Totals -- Final Statistics LSU vs Kentucky 2/22/14 4:00 pm at Rupp Arena - Lexington, KY

LSU 76 • 16-10, 7-7

#	Player	Total			3-Ptr			Rebounds			PF	TP	A	TO	Blk	Stl	Min
		FG	FGA	FT	FTA	Off	Def	Total	Off	Def							
02	O'BRYANT III, Johnny	f	8-25	0-0	4-5	6	6	12	4	20	0	5	0	0	37		
05	COLEMAN, Shavon	f	1-3	1-2	1-1	1	4	5	4	4	1	2	1	1	33		
12	MARTIN, Jarell	f	4-7	0-2	1-2	0	3	3	1	9	1	0	1	1	41		
25	MICKEY, Jordan	f	2-9	0-0	7-8	2	7	9	2	11	0	1	1	1	39		
01	HICKEY, Anthony	g	8-17	4-9	0-0	2	3	5	20	8	1	0	2	44			
10	STRINGER, Andre	g	3-5	2-4	2-4	1	0	1	4	10	0	2	0	0	26		
11	HAMMINK, Shane	g	0-0	0-0	0-0	0	0	0	0	0	0	0	0	0	0+		
31	ODO, John	g	1-1	0-0	0-0	0	0	0	0	2	0	1	1	0	5		
	Team					3	2	5									
	Totals		27-67	7-17	15-20	15	25	40	20	76	12	13	3	5	225		

FG % 1st Half: 12-32 37.5% 2nd half: 10-29 34.5% OT: 5-6 83.3% Game: 27-67 40.3%
 3FG % 1st Half: 4-12 33.3% 2nd half: 2-4 50.0% OT: 1-1 100.0 Game: 7-17 41.2%
 FT % 1st Half: 4-5 80.0% 2nd half: 11-14 78.6% OT: 0-1 0.0% Game: 15-20 75.0%

Deadball Rebounds: 3

Kentucky 77 • 21-6, 11-3

#	Player	Total			3-Ptr			Rebounds			PF	TP	A	TO	Blk	Stl	Min
		FG	FGA	FT	FTA	Off	Def	Total	Off	Def							
30	Randle, Julius	f	3-8	0-0	2-2	7	8	15	1	8	0	1	2	0	37		
44	Johnson, Dakari	c	1-2	0-0	2-2	2	1	3	3	4	0	2	0	0	12		
01	Young, James	g	7-17	1-4	5-9	0	4	4	1	20	0	0	0	1	41		
02	Harrison, Aaron	g	7-15	0-1	7-7	0	4	1	21	1	1	0	0	2	43		
05	Harrison, Andrew	g	3-13	0-2	3-4	0	6	6	3	9	4	3	2	0	39		
00	Lee, Marcus	g	1-1	0-0	0-0	1	0	1	1	2	0	0	0	0	2		
03	Polson, Jarrod	g	0-0	0-0	0-0	0	0	0	0	0	0	1	0	0	4		
05	Cauley-Stein, Willie	g	3-5	0-0	1-3	4	2	6	3	7	0	1	3	0	29		
22	Poythress, Alex	g															

2014 - 2015 KENTUCKY MEN'S BASKETBALL

Official Basketball Box Score -- Game Totals -- Final Statistics Kentucky vs South Carolina 3/1/14 6 p.m. at Columbia, S.C. (Colonial Life Arena)

Kentucky 67 • 21-8, 11-5 SEC

#	Player	F	C	g	Total			3-Ptr			Rebounds			PF	TP	A	TO	Blk	Stl	Min		
					FG	FGA	FT	FTA	Off	Def	Tot	FG	FGA								FT	FTA
30	Randle, Julius	f	1-7	0-1	8-9	4	11	15	3	10	1	1	1	0	0	0	0	0	0	33		
44	Johnson, Dakari	c	2-3	0-0	4-7	3	2	5	1	8	0	0	0	0	0	0	0	0	0	15		
01	Young, James	g	4-12	3-5	8-10	0	2	2	3	19	3	5	1	1	1	3	2	0	0	32		
02	Harrison, Aaron	g	4-16	2-6	11-12	3	3	6	5	21	0	0	0	0	0	0	0	0	0	37		
05	Harrison, Andrew	g	1-3	1-2	2-4	0	0	0	4	5	4	1	0	0	0	0	0	0	0	21		
00	Lee, Marcus	g	0-0	0-0	0-0	0	0	0	0	0	0	0	0	0	0	0	0	0	0	2		
03	Polson, Jarrod	g	0-2	0-2	0-0	0	1	1	1	0	0	1	0	0	0	0	0	0	0	14		
04	Hood, Jon	g	0-0	0-0	0-0	0	0	0	0	1	0	0	0	0	0	0	0	0	0	1		
15	Cauley-Stein, Willie	g	1-2	0-0	0-0	2	3	5	5	2	0	1	1	2	2	0	0	0	0	20		
22	Poythress, Alex	g	1-7	0-1	0-0	5	2	7	3	2	2	0	1	1	0	0	0	0	0	22		
25	Hawkins, Dominique	g	0-0	0-0	0-0	0	0	0	0	0	0	0	0	0	0	0	0	0	0	3		
Team						4	1	5	3						1							
Totals						14-52	6-17	33-42	21	25	46	29	67	10	10	4	3	200				200

FG % 1st Half: 5-29 17.2% 2nd half: 9-23 39.1% Game: 14-52 26.9%
3FG % 1st Half: 1-6 16.7% 2nd half: 5-11 45.5% Game: 6-17 35.3%
FT % 1st Half: 17-23 73.9% 2nd half: 16-19 84.2% Game: 33-42 78.6%

South Carolina 72 • 11-18, 4-12 SEC

#	Player	F	C	g <th colspan="3">Total</th> <th colspan="3">3-Ptr</th> <th colspan="3">Rebounds</th> <th rowspan="2">PF</th> <th rowspan="2">TP</th> <th rowspan="2">A</th> <th rowspan="2">TO</th> <th rowspan="2">Blk</th> <th rowspan="2">Stl</th> <th rowspan="2">Min</th>	Total			3-Ptr			Rebounds			PF	TP	A	TO	Blk	Stl	Min		
					FG	FGA	FT	FTA	Off	Def	Tot	FG	FGA								FT	FTA
21	HENRY, Demetrius	f	2-6	0-0	0-0	2	3	5	4	4	0	0	0	1	20					29		
24	CARRERA, Michael	f	3-5	1-1	4-8	3	4	7	4	11	1	2	3	0	29					29		
25	KACINAS, Mindaugas	f	0-0	0-0	0-0	0	0	0	4	0	0	0	1	0	16					34		
00	THORNWELL, Sindarius	g	4-16	2-3	4-5	1	2	3	3	14	4	1	1	1	36					36		
01	WILLIAMS, Brenton	g	4-10	1-5	15-16	0	0	0	3	24	3	0	0	3	39					39		
10	NOTICE, Duane	g	4-8	1-4	0-0	0	0	0	1	9	2	1	0	1	27					27		
14	CHATKEVICIUS, L.	g	3-5	0-0	2-2	3	2	5	3	8	1	0	1	0	14					14		
15	THEUS JR., Reggie	g	0-0	0-0	0-0	0	0	0	0	0	0	0	0	0	2					2		
32	RINGER, Desmond	g	0-2	0-0	0-1	1	1	2	3	0	0	0	0	0	11					11		
35	STEELE, Brian	g	1-1	0-0	0-1	0	1	1	1	2	0	1	0	0	6					6		
Team						2	3	5						1								
Totals						21-53	5-13	25-33	12	16	28	26	72	11	6	6	6	200				200

FG % 1st Half: 10-28 35.7% 2nd half: 11-25 44.0% Game: 21-53 39.6%
3FG % 1st Half: 4-8 50.0% 2nd half: 1-5 20.0% Game: 5-13 38.5%
FT % 1st Half: 7-10 70.0% 2nd half: 18-23 78.3% Game: 25-33 75.8%

Officials: Mike Nance, Kevin Fehr, Tim Gattis
Technical fouls: Kentucky-TEAM 3. South Carolina-None.
Attendance: 15303

Score by periods	1st	2nd	Total
Kentucky	28	39	67
South Carolina	31	41	72

	In	Off	2nd	Fast	Bench
Points	Paint	T/O	Chance	Break	
UK	12	12	10	6	4
SC	28	14	11	6	19

Last FG - UK 2nd-00:21, SC 2nd-00:44.
Largest lead - UK by 6 1st-07:45, SC by 16 2nd-14:13.
Score tied - 5 times.
Lead changed - 5 times.

Official Basketball Box Score -- Game Totals -- Final Statistics Kentucky vs Florida 3/8/14 12 p.m. at Stephen C. O'Connell Center

Kentucky 65 • 22-9, 12-6 SEC

#	Player	F	C	g <th colspan="3">Total</th> <th colspan="3">3-Ptr</th> <th colspan="3">Rebounds</th> <th rowspan="2">PF</th> <th rowspan="2">TP</th> <th rowspan="2">A</th> <th rowspan="2">TO</th> <th rowspan="2">Blk</th> <th rowspan="2">Stl</th> <th rowspan="2">Min</th>	Total			3-Ptr			Rebounds			PF	TP	A	TO	Blk	Stl	Min		
					FG	FGA	FT	FTA	Off	Def	Tot	FG	FGA								FT	FTA
15	Cauley-Stein, Willie	f	2-3	0-0	0-0	2	1	3	3	4	0	3	1	2	22					22		
30	Randle, Julius	f	7-11	0-0	2-5	2	8	10	3	16	1	1	0	0	31					31		
01	Young, James	g	3-6	3-4	5-7	0	3	3	3	14	0	2	0	1	35					35		
02	Harrison, Aaron	g	3-7	1-3	3-4	0	2	2	4	10	2	3	0	0	32					32		
05	Harrison, Andrew	g	3-14	0-1	2-2	0	2	2	3	8	5	2	0	3	29					29		
03	Polson, Jarrod	g	0-1	0-0	0-0	0	0	0	2	0	1	1	0	0	7					7		
22	Poythress, Alex	g	2-5	0-2	0-0	0	1	1	3	4	0	0	0	1	24					24		
44	Johnson, Dakari	g	3-4	0-0	3-7	2	3	5	1	9	1	2	0	0	20					20		
Team						0	1	1						1								
Totals						23-51	4-10	15-25	6	21	27	22	65	10	14	1	7	200				200

FG % 1st Half: 8-23 34.8% 2nd half: 15-28 53.6% Game: 23-51 45.1%
3FG % 1st Half: 3-6 50.0% 2nd half: 1-4 25.0% Game: 4-10 40.0%
FT % 1st Half: 9-15 60.0% 2nd half: 6-10 60.0% Game: 15-25 60.0%

Florida 84 • 29-2, 18-0 SEC

#	Player	F	C	g <th colspan="3">Total</th> <th colspan="3">3-Ptr</th> <th colspan="3">Rebounds</th> <th rowspan="2">PF</th> <th rowspan="2">TP</th> <th rowspan="2">A</th> <th rowspan="2">TO</th> <th rowspan="2">Blk</th> <th rowspan="2">Stl</th> <th rowspan="2">Min</th>	Total			3-Ptr			Rebounds			PF	TP	A	TO	Blk	Stl	Min		
					FG	FGA	FT	FTA	Off	Def	Tot	FG	FGA								FT	FTA
15	Yeguette, Will	f	2-4	0-0	1-2	0	7	7	2	5	1	0	0	0	24					24		
24	Prather, Casey	f	5-5	0-0	5-9	1	2	3	2	15	2	2	0	1	29					29		
04	Young, Patric	c	8-13	0-0	2-4	0	7	7	4	18	0	2	1	0	25					25		
05	Wilbekin, Scottie	g	4-7	2-2	3-4	0	3	3	3	13	4	1	0	0	28					28		
20	Frazier, Michael	g	3-8	3-7	0-0	0	0	0	9	2	2	0	2	31					31			
00	Hill, Kasey	g	1-1	0-0	6-6	0	1	1	4	8	7	1	0	1	21					21		
10	Finney-Smith, Dorian	g	3-6	3-4	2-2	1	5	6	0	11	4	2	2	2	26					26		
23	Walker, Lexx	g	0-0	0-0	0-0	0	0	0	0	0	0	0	0	0	0+					0+		
11	Edwards, Lexx	g	1-1	0-0	0-0	0	1	1	2	2	0	0	0	0	5					5		
25	Walker, Devon	g	1-2	1-2	0-2	0	2	2	3	0	0	0	1	0	9					9		
30	Kurtz, Jacob	g	0-0	0-0	0-0	0	0	0	0	0	0	0	0	0	1					1		
42	Donovan, Billy	g	0-0	0-0	0-0	0	0	0	0	0	0	0	0	0	1					1		
Team						1	1	2						1								
Totals						28-47	9-15	19-29	3	29	32	19	84	20	10	4	6	200				200

FG % 1st Half: 16-26 61.5% 2nd half: 12-21 57.1% Game: 28-47 59.6%
3FG % 1st Half: 7-12 58.3% 2nd half: 2-3 66.7% Game: 9-15 60.0%
FT % 1st Half: 10-14 71.4% 2nd half: 9-15 60.0% Game: 19-29 65.5%

Officials: Tony Greene, Lee Cassell, Ron Groover
Technical fouls: Kentucky-None. Florida-None.
Attendance: 12604
Bench Warning on Kentucky at 0640 first half

Score by periods	1st	2nd	Total
Kentucky	28	37	65
Florida	49	35	84

	In	Off	2nd	Fast	Bench
Points	Paint	T/O	Chance	Break	
UK	36	16	7	4	13
UF	32	15	4	6	24

Last FG - UK 2nd-00:08, UF 2nd-00:56.
Largest lead - UK None, UF by 22 1st-02:51.
Score tied - 2 times.
Lead changed - 0 times.

Official Basketball Box Score -- Game Totals -- Final Statistics Alabama vs Kentucky 03/04/14 9:00 pm at Rupp Arena - Lexington, KY

Alabama 48 • 12-18, 6-11

#	Player	F	C	g <th colspan="3">Total</th> <th colspan="3">3-Ptr</th> <th colspan="3">Rebounds</th> <th rowspan="2">PF</th> <th rowspan="2">TP</th> <th rowspan="2">A</th> <th rowspan="2">TO</th> <th rowspan="2">Blk</th> <th rowspan="2">Stl</th> <th rowspan="2">Min</th>	Total			3-Ptr			Rebounds			PF	TP	A	TO	Blk	Stl	Min		
					FG	FGA	FT	FTA	Off	Def	Tot	FG	FGA								FT	FTA
10	Taylor, Jimmie	f	1-4	0-0	2-2	0	3	3	3	4	0	0	1	0	21					21		
11	Hale, Shannon	f	3-5	2-4	0-0	0	6	6	4	8	1	4	0	0	30					30		
12	Relleford, Trevor	g	5-11	1-4	2-4	0	3	3	3	13	3	2	0	0	34					34		
20	Randolph, Levi	g	4-11	0-2	0-0	1	4	5	2	8	2	1	0	1	36					36		
21	Cooper, Rodney	g	0-7	0-3	2-2	1	0	1	2	2	1	0	0	0	35					35		
00	Key, Algie	g	1-1	0-0	0-0	0	0	0	1	2	0	0	0	0	6					6		
04	Engstrom, Carl	g	1-1	0-0	0-0	2	2	4	2	2	0	0	0	0	19					19		
32	Obasohan, Retin	g	4-10	0-0	1-3	0	1	1	2	9	0	0	0	1	19					19		
Team						2	2	4						1								
Totals						19-50	3-13	7-11	6	21	27	19	48	7	8	1	2	200				200

FG % 1st Half: 11-26 42.3% 2nd half: 8-24 33.3% Game: 19-50 38.0%
3FG % 1st Half: 3-8 37.5% 2nd half: 0-5 0.0% Game: 3-13 23.1%
FT % 1st Half: 3-5 60.0% 2nd half: 4-6 66.7% Game: 7-11 63.6%

Kentucky 55 • 22-8, 12-5

#	Player	F	C	g <th colspan="3">Total</th> <th colspan="3">3-Ptr</th> <th colspan="3">Rebounds</th>	Total			3-Ptr			Rebounds		
---	--------	---	---	---	-------	--	--	-------	--	--	----------	--	--

2014 - 2015 KENTUCKY MEN'S BASKETBALL

Official Basketball Box Score -- Game Totals -- Final Statistics
Georgia vs Kentucky
03/15/14 3:40 pm at SEC Men's Basketball Tourney-Atlanta, GA

Georgia 58 • 19-13, 12-6

#	Player	Total		3-Ptr		Rebounds		PF	TP	A	TO	Blk	Stl	Min	
		FG-FGA	FG-FGA	FT-FTA	Off	Def	Off								Def
02	Thornont, Marcus	f	2-4	0-0	0-1	0	6	6	1	4	0	0	1	0	30
15	Williams, Donat	f	0-0	0-0	1-2	0	1	4	1	0	0	0	1	1	28
31	Morris, Brandon	f	0-1	0-0	5-7	0	2	2	2	5	2	4	0	0	16
04	Mann, Charles	g	4-10	1-4	3-4	0	0	0	2	12	1	1	0	0	24
12	Gaines, Kenny	g	6-14	1-4	0-0	0	1	1	4	13	0	1	1	0	31
03	Parker, Juwan	g	0-1	0-1	7-8	0	1	1	0	7	1	0	0	0	25
05	Dixon, Tim	g	0-0	0-0	0-0	0	0	0	0	0	0	0	0	0	2
11	Forte, Cameron	g	2-2	0-0	0-0	1	0	1	1	4	1	0	0	0	6
00	Frazier, J.J.	g	2-2	1-1	0-0	0	3	3	0	5	1	0	0	0	16
42	Djurisic, Nemanja	g	1-4	0-2	5-8	0	1	1	2	7	0	1	0	2	32
Team						2	3	5							
Totals			17-38	3-13	21-30	3	18	21	16	58	6	7	2	8	200

FG % 1st Half: 9-20 45.0% 2nd half: 8-18 44.4% Game: 17-38 44.7%
3FG % 1st Half: 2-10 20.0% 2nd half: 1-3 33.3% Game: 3-13 23.1%
FT % 1st Half: 12-18 66.7% 2nd half: 9-12 75.0% Game: 21-30 70.0%

Deadball Rebounds 2.2

Kentucky 70 • 24-9, 12-6

#	Player	Total		3-Ptr		Rebounds		PF	TP	A	TO	Blk	Stl	Min	
		FG-FGA	FG-FGA	FT-FTA	Off	Def	Off								Def
30	Randle, Julius	f	4-10	0-0	4-7	1	10	11	3	12	1	2	0	1	32
44	Johnson, Dakari	c	3-6	0-0	0-4	3	5	8	2	6	0	3	0	0	23
01	Young, James	g	6-8	2-4	0-0	1	2	3	3	14	0	1	0	0	22
02	Harrison, Aaron	g	7-10	4-7	4-5	0	1	1	2	22	2	0	0	0	36
05	Harrison, Andrew	g	5-10	2-2	0-0	1	4	5	0	12	9	3	0	0	37
00	Lee, Marcus	g	0-2	0-0	0-0	1	0	1	2	0	0	0	0	0	6
03	Polson, Jarrod	g	1-2	1-2	1-2	0	1	1	1	4	0	0	0	0	10
04	Hood, Jon	g	0-0	0-0	0-0	0	0	0	1	0	1	0	0	1	1
15	Caulley-Stein, Willie	g	0-1	0-0	0-0	2	1	3	4	0	0	0	2	0	13
22	Poythress, Alex	g	0-2	0-1	0-0	0	1	1	3	0	0	0	0	0	15
24	Floraal, E.J.	g	0-0	0-0	0-0	0	0	0	0	0	0	0	0	0	1
25	Hawkins, Dominique	g	0-0	0-0	0-0	0	0	0	1	0	0	0	0	0	2
32	Long, Brian	g	0-0	0-0	0-0	0	0	0	0	0	0	0	0	0	1
35	Willis, Derek	g	0-0	0-0	0-0	0	0	0	0	0	0	0	0	0	1
Team						2	2	2							
Totals			26-51	9-16	9-18	11	25	36	22	70	12	10	2	2	200

FG % 1st Half: 12-27 44.4% 2nd half: 14-24 58.3% Game: 26-51 51.0%
3FG % 1st Half: 5-8 62.5% 2nd half: 4-8 50.0% Game: 9-15 56.3%
FT % 1st Half: 7-14 50.0% 2nd half: 2-4 50.0% Game: 9-18 50.0%

Deadball Rebounds 3

Officials: Tony Greene, Mike Nance, Lee Cassell
Technical fouls: Georgia-None, Kentucky-None.
Attendance: 21021
Session #6 attendance 20,330.

Score by periods	1st	2nd	Total
Georgia	32	26	58
Kentucky	36	34	70

	In	Off	2nd	Fast	Bench
	Paint	T/O	Chance	Break	
Georgia	24	12	2	5	23
Kentucky	30	12	7	6	4

Last FG - UGA 2nd-01:13, UK 2nd-01:24.
Largest lead - UGA None, UK by 16 2nd-02:13.
Score tied - 0 times.
Lead changed - 0 times.

Official Basketball Box Score -- Game Totals -- Final Statistics
Kentucky vs Florida
03/16/14 3:15 pm at SEC Men's Basketball Tourney-Atlanta, GA

Kentucky 60 • 24-10, 12-6

#	Player	Total		3-Ptr		Rebounds		PF	TP	A	TO	Blk	Stl	Min	
		FG-FGA	FG-FGA	FT-FTA	Off	Def	Off								Def
30	Randle, Julius	f	1-7	0-1	2-4	2	5	7	2	4	1	2	2	1	29
44	Johnson, Dakari	c	0-4	0-0	0-0	4	1	5	3	0	1	2	0	0	9
01	Young, James	g	3-8	1-2	6-7	0	4	4	4	13	2	2	0	0	30
02	Harrison, Aaron	g	6-17	2-7	2-2	1	2	0	16	2	1	0	0	0	40-
05	Harrison, Andrew	g	1-5	0-1	8-8	0	4	4	10	2	3	0	0	0	37
00	Lee, Marcus	g	0-0	0-0	0-0	0	0	0	1	0	0	1	0	0	2
03	Polson, Jarrod	g	0-0	0-0	0-0	0	0	0	1	0	0	0	0	0	3
15	Caulley-Stein, Willie	g	4-6	0-0	2-4	3	8	11	2	10	1	0	5	2	34
22	Poythress, Alex	g	3-4	0-0	1-1	1	1	2	7	0	2	1	0	1	13
25	Hawkins, Dominique	g	0-0	0-0	0-0	0	0	0	0	0	0	0	0	0	3
Team						1	0	1							
Totals			18-51	3-11	21-26	12	24	36	19	60	9	12	8	4	200

FG % 1st Half: 10-29 34.5% 2nd half: 8-22 36.4% Game: 18-51 35.3%
3FG % 1st Half: 0-5 0.0% 2nd half: 3-6 50.0% Game: 3-11 27.3%
FT % 1st Half: 10-14 71.4% 2nd half: 11-12 91.7% Game: 21-26 80.8%

Deadball Rebounds 1.1

Florida 61 • 32-2, 18-0

#	Player	Total		3-Ptr		Rebounds		PF	TP	A	TO	Blk	Stl	Min	
		FG-FGA	FG-FGA	FT-FTA	Off	Def	Off								Def
15	Yeguede, Will	f	0-5	0-1	1-2	1	6	7	2	1	1	0	0	1	25
24	Prather, Casey	f	4-9	0-0	3-5	4	1	5	1	11	1	2	0	4	31
04	Young, Patric	c	6-9	0-0	2-4	3	2	5	4	14	0	2	3	0	21
05	Wilbekin, Scottie	g	4-11	3-8	0-3	0	3	3	1	11	6	2	0	2	38
20	Frazier, Michael	g	5-8	4-6	0-0	0	5	5	3	14	0	2	0	0	30
00	Hill, Kasey	g	1-2	0-0	0-0	0	0	0	4	2	3	1	0	1	16
10	Finney-Smith, Dorian	g	1-5	1-3	0-1	1	3	6	4	3	1	1	0	0	29
23	Walker, Chris	g	2-3	0-0	1-2	2	0	2	5	0	0	0	1	3	19
25	Walker, Devon	g	0-1	0-1	0-0	0	1	1	1	0	0	1	0	0	7
Team						2	2	4							
Totals			23-53	8-19	7-17	13	25	38	22	61	12	13	3	9	200

FG % 1st Half: 14-30 46.7% 2nd half: 9-23 39.1% Game: 23-53 43.4%
3FG % 1st Half: 6-13 46.2% 2nd half: 2-6 33.3% Game: 8-19 42.1%
FT % 1st Half: 6-13 46.2% 2nd half: 1-4 25.0% Game: 7-17 41.2%

Deadball Rebounds 2

Officials: Tony Greene, Doug Shows, Ron Groover
Technical fouls: Kentucky-None, Florida-None.
Attendance: 21021
Session #7 attendance 21,921.

Score by periods	1st	2nd	Total
Kentucky	30	30	60
Florida	40	21	61

	In	Off	2nd	Fast	Bench
	Paint	T/O	Chance	Break	
Kentucky	24	12	2	5	23
Florida	30	12	7	6	4

Last FG - UK 2nd-01:31, UF 2nd-01:57.
Largest lead - UK None, UF by 16 2nd-18:11.
Score tied - 0 times.
Lead changed - 0 times.

Official Basketball Box Score -- Game Totals -- Final Statistics
Kansas State vs Kentucky
3/21/14 9:07 PM CT at Scottrade Center, St. Louis, MO

Kansas State 49 • 20-13

#	Player	Total		3-Ptr		Rebounds		PF	TP	A	TO	Blk	Stl	Min	
		FG-FGA	FG-FGA	FT-FTA	Off	Def	Off								Def
11	Williams, Nino	f	0-2	0-0	0-0	1	1	2	3	0	0	0	0	1	14
25	Iwundu, Wesley	f	3-4	0-0	1-4	0	3	3	4	7	2	1	1	1	31
42	Gipson, Thomas	f	4-6	0-0	2-4	1	6	7	2	10	0	2	0	0	32
02	Foster, Marcus	g	7-18	1-7	0-0	1	2	3	2	15	5	0	0	1	39
55	Spradling, Will	g	1-8	1-7	0-0	1	0	1	4	3	1	3	0	1	22
01	Southwell, Shane	g	3-10	1-6	2-2	0	1	1	2	11	0	0	1	1	31
05	Thomas, Jevon	g	1-2	0-0	0-0	1	0	1	1	2	0	1	0	0	5
12	Lawrence, Omari	g	0-1	0-0	0-0	1	0	1	0	0	0	0	0	0	3
23	Johnson, Nigel	g	0-2	0-1	0-0	0	3	3	1	0	2	0	2	1	19
33	Rohleder, Brian	g	0-0	0-0	0-0	0	0	0	0	0	0	0	0	0	0
50	Johnson, D.J.	g	0-0	0-0	1-2	0	1	1	1	0	0	1	0	1	4
Team						3	2	5							
Totals			19-53	5-21	6-12	9	19	28	20	49	8	10	3	7	200

FG % 1st Half: 10-27 37.0% 2nd half: 9-26 34.6% Game: 19-53 35.8%
3FG % 1st Half: 0-7 0.0% 2nd half: 5-14 35.7% Game: 5-21 23.8%
FT % 1st Half: 3-6 50.0% 2nd half: 3-6 50.0% Game: 6-12 50.0%

Deadball Rebounds 3.1

Kentucky 56 • 25-10

#	Player	Total		3-Ptr		Rebounds		PF	TP	A	TO	Blk	Stl	Min	
		FG-FGA	FG-FGA	FT-FTA	Off	Def	Off								Def
01	Young, James	f	3-13	0-3	1-1	3	2	5	2	7	1	3	0	0	33
30	Randle, Julius	f	7-12	0-2	5-8	3	12	15	2	19	0	2	1	0	35
44	Johnson, Dakari	c	0-1	0-0	0-0	1	1	2	0	1	0	0	0	0	12
02	Harrison, Aaron	g	6-10	2-4	4-6	0	1	1	0						

2014 - 2015 KENTUCKY MEN'S BASKETBALL

Official Basketball Box Score -- Game Totals -- Final Statistics Kentucky vs Louisville 3/28/14 10:00 PM ET at Lucas Oil Stadium, Indianapolis, IN

Kentucky 74 • 27-10

#	Player	Total			3-Ptr			Rebounds			PF	TP	A	TO	Blk	Stl	Min
		FG	FGA	FT	FTA	Off	Def	Off	Def	Off							
01	Young, James	f	3-8	0-2	3-4	0	1	1	5	9	0	2	1	0	0	22	
30	Randle, Julius	f	5-11	0-1	5-6	5	7	12	2	15	1	4	0	1	1	35	
44	Johnson, Dakari	c	7-10	0-0	1-2	3	3	6	2	15	0	1	0	0	31		
02	Harrison, Aaron	g	3-13	3-7	6-6	1	2	3	1	15	0	1	0	3	38		
05	Harrison, Andrew	g	4-11	1-4	5-6	2	3	5	3	14	7	2	0	0	38		
00	Lee, Marcus	g	0-0	0-0	0-0	0	0	0	0	0	0	0	0	0	1		
03	Polson, Jarrod	g	0-0	0-0	0-0	0	0	0	0	0	0	0	1	0	2		
15	Caulley-Stein, Willie	g	0-0	0-0	0-0	0	1	1	1	0	0	0	0	0	4		
22	Poythress, Alex	g	2-2	0-0	2-3	2	2	4	1	6	0	1	1	1	14		
25	Hawkins, Dominique	g	0-0	0-0	0-0	0	0	0	0	0	0	0	0	0	15		
Team																	
Totals			24-55	4-14	22-27	15	22	37	19	74	8	12	2	5	200		

FG % 1st Half: 10-30 33.3% 2nd half: 14-25 56.0% Game: 24-55 43.6%
 3FG % 1st Half: 3-11 27.3% 2nd half: 1-3 33.3% Game: 4-14 28.6%
 FT % 1st Half: 8-11 72.7% 2nd half: 14-16 87.5% Game: 22-27 81.5%

Deadbail Rebounds 3

Louisville 69 • 31-6

#	Player	Total			3-Ptr			Rebounds			PF	TP	A	TO	Blk	Stl	Min
		FG	FGA	FT	FTA	Off	Def	Off	Def	Off							
11	Hancock, Luke	f	6-9	3-5	4-4	0	0	0	2	19	2	3	0	1	25		
24	Harrell, Montrezl	f	7-9	0-0	1-3	2	6	8	5	15	2	3	0	0	33		
44	Van Treese, Stephan	f	0-0	0-0	0-0	3	1	4	5	0	2	1	1	0	25		
02	Smith, Russ	g	9-20	1-7	4-10	0	2	2	3	23	3	2	0	1	34		
03	Jones, Chris	g	2-5	0-1	2-2	1	1	2	3	6	0	1	0	0	28		
00	Rozier, Terry	g	0-3	0-0	0-0	0	4	4	3	0	0	0	0	0	17		
01	Gill, Anton	g	0-0	0-0	0-0	0	0	0	0	0	0	0	0	0	2		
12	Mathiang, Mangok	g	1-3	0-0	1-2	3	1	4	3	3	1	0	2	2	17		
20	Blackshear, Wayne	g	1-4	0-2	1-2	1	1	0	1	0	3	1	0	0	17		
22	Agau, Akoy	g	0-0	0-0	0-0	0	0	0	0	0	0	0	0	0	2		
Team																	
Totals			26-53	4-15	13-23	11	18	29	24	69	11	10	3	6	200		

FG % 1st Half: 13-26 50.0% 2nd half: 13-27 48.1% Game: 26-53 49.1%
 3FG % 1st Half: 2-8 25.0% 2nd half: 2-7 28.6% Game: 4-15 26.7%
 FT % 1st Half: 6-15 40.0% 2nd half: 7-8 87.5% Game: 13-23 56.5%

Deadbail Rebounds 4

Officials: Joseph DeRosa, Raymond Natili, Chris Rastatter

Technical fouls: Kentucky-None, Louisville-None

Attendance: 41072

Score by periods	1st	2nd	Total
Kentucky	31	43	74
Louisville	34	35	69

Points	In	Off	2nd	Fast	Bench
UK	Paint	T/O	Chance	Break	
UK	34	10	18	4	6
LOU	44	16	10	6	6

Last FG - UK 2nd-00:39, LOU 2nd-01:10.
 Largest lead - UK by 5 2nd-00:02, LOU by 13 1st-12:32.

Score tied - 4 times.
 Lead changed - 4 times.

Official Basketball Box Score -- Game Totals -- Final Statistics Kentucky vs Michigan 3/30/14 5:05 PM ET at Lucas Oil Stadium, Indianapolis, IN

Kentucky 75 • 28-10

#	Player	Total			3-Ptr			Rebounds			PF	TP	A	TO	Blk	Stl	Min
		FG	FGA	FT	FTA	Off	Def	Off	Def	Off							
01	Young, James	f	5-7	3-4	0-0	1	3	4	1	13	1	0	1	0	0	36	
30	Randle, Julius	f	7-16	0-0	2-2	4	7	11	1	16	0	1	1	1	1	32	
44	Johnson, Dakari	c	4-5	0-0	0-2	1	2	3	8	0	3	1	0	0	31		
02	Harrison, Aaron	g	4-8	4-6	0-0	0	0	0	4	12	0	1	0	0	30		
05	Harrison, Andrew	g	3-12	0-1	2-3	0	3	3	2	6	4	0	0	0	37		
00	Lee, Marcus	g	5-7	0-0	0-0	7	1	8	0	10	0	0	2	0	15		
22	Poythress, Alex	g	3-3	0-0	2-4	2	1	3	1	8	1	1	1	0	18		
25	Hawkins, Dominique	g	0-0	0-0	0-0	0	0	0	2	0	0	0	0	0	11		
Team																	
Totals			31-58	7-11	6-11	17	18	35	14	75	8	11	6	2	200		

FG % 1st Half: 15-27 55.6% 2nd half: 16-31 51.6% Game: 31-58 53.4%
 3FG % 1st Half: 2-3 66.7% 2nd half: 5-8 62.5% Game: 7-11 63.6%
 FT % 1st Half: 5-9 55.6% 2nd half: 1-2 50.0% Game: 6-11 54.5%

Deadbail Rebounds 4

Michigan 72 • 28-9

#	Player	Total			3-Ptr			Rebounds			PF	TP	A	TO	Blk	Stl	Min
		FG	FGA	FT	FTA	Off	Def	Off	Def	Off							
01	Robinson III, Glenn	f	6-14	2-2	0-0	1	3	4	1	14	1	0	0	0	1	37	
52	Morgan, Jordan	f	5-6	0-0	1-1	4	0	4	3	11	0	2	0	0	22		
10	Walton Jr, Derrick	g	1-7	1-5	0-0	1	2	3	2	3	1	0	0	1	33		
11	Stauskas, Nik	g	6-14	2-7	10-11	0	1	1	0	24	3	3	0	0	39		
23	LeVert, Caris	g	4-7	1-3	0-2	2	1	3	4	9	5	1	1	2	31		
02	Albrecht, Spike	g	0-1	0-0	0-0	0	0	0	0	0	0	0	0	0	7		
15	Horford, Jon	g	3-5	0-0	0-0	2	1	3	2	6	1	0	0	0	14		
21	Irvin, Zak	g	2-2	1-1	0-0	0	0	0	2	5	0	0	0	0	13		
44	Blefeldt, Max	g	0-1	0-0	0-0	1	1	2	0	0	0	0	0	0	4		
Team																	
Totals			27-57	7-18	11-14	14	10	24	14	72	11	7	1	4	200		

FG % 1st Half: 14-28 50.0% 2nd half: 13-29 44.8% Game: 27-57 47.4%
 3FG % 1st Half: 3-8 37.5% 2nd half: 4-10 40.0% Game: 7-18 38.9%
 FT % 1st Half: 6-9 66.7% 2nd half: 5-5 100.0% Game: 11-14 78.6%

Deadbail Rebounds 11

Officials: Randall McCall, Don Dally, Edward Corbett

Technical fouls: Kentucky-None, Michigan-None

Attendance: 35551

Score by periods	1st	2nd	Total
Kentucky	37	38	75
Michigan	37	35	72

Points	In	Off	2nd	Fast	Bench
UK	Paint	T/O	Chance	Break	
UK	46	11	17	0	18
MICH	36	14	23	2	11

Last FG - UK 2nd-00:04, MICH 2nd-00:27.
 Largest lead - UK by 7 2nd-05:31, MICH by 10 1st-05:10.

Score tied - 7 times.
 Lead changed - 3 times.

Official Basketball Box Score -- Game Totals -- Final Statistics Kentucky vs WISCONSIN 4/5/14 8:12PM CT at AT&T Stadium, North Texas

Kentucky 74 • 29-10

#	Player	Total			3-Ptr			Rebounds			PF	TP	A	TO	Blk	Stl	Min
		FG	FGA	FT	FTA	Off	Def	Off	Def	Off							
01	Young, James	f	5-11	1-2	6-7	1	4	5	3	17	2	1	0	2	37		
30	Randle, Julius	f	6-10	0-0	4-6	3	2	5	1	16	0	1	0	1	27		
44	Johnson, Dakari	c	4-6	0-0	2-3	5	2	7	3	10	1	0	0	0	18		
02	Harrison, Aaron	g	3-8	1-1	1-2	0	3	3	2	8	2	0	0	0	36		
05	Harrison, Andrew	g	4-14	0-2	1-2	0	1	1	1	14	4	2	0	1	29		
00	Lee, Marcus	g	2-3	0-0	0-0	0	1	1	0	4	0	0	0	0	10		
03	Polson, Jarrod	g	0-1	0-0	0-0	0	1	1	0	0	0	0	0	0	3		
22	Poythress, Alex	g	4-4	0-0	1-1	1	6	7	2	8	0	0	0	0	29		
25	Hawkins, Dominique	g	1-1	0-0	0-0	0	0	0	2	2	0	0	0	0	11		
Team																	
Totals			29-58	2-5	14-21	11	21	32	17	74	9	4	1	4	200		

FG % 1st Half: 14-26 53.8% 2nd half: 15-32 46.9% Game: 29-58 50.0%
 3FG % 1st Half: 1-3 33.3% 2nd half: 1-2 50.0% Game: 2-5 40.0%
 FT % 1st Half: 7-11 63.6% 2nd half: 7-10 70.0% Game: 14-21 66.7%

Deadbail Rebounds 4

WISCONSIN 73 • 30-8

#	Player	Total			3-Ptr			Rebounds			PF	TP	A	TO	Blk	Stl	Min
		FG	FGA	FT	FTA	Off	Def	Off	Def	Off							
15	Dekker, Sam	f	3-4	1-2	8-8	0	4	4	2	15	1	0	1	1	25		
44	Kaminsky, Frank	f	4-7	0-0	0-0	4	1	5	3	8	0	1	2	0	32		
01	Brust, Ben	g	3-9	3-7	6-6	0	4	4	3	12	3	2	0	0	38		
12	Jackson, Traevon	g	4-9	1-3	3-4												

2014 SEC HONORS

2014 SEC Tournament Results

March 12-16 Georgia Dome - Atlanta

First Round — March 12

(13) South Carolina 74, (12) Auburn 56
(14) Mississippi State 82, (11) Vanderbilt 68

Second Round — March 13

(8) Missouri 91, (9) Texas A&M 83 2OT
(13) South Carolina 71, (5) Arkansas 69
(7) LSU 68, (10) Alabama 56
(6) Ole Miss 78, (14) Mississippi State 66

Quarterfinals — March 14

(1) Florida 72, (8) Missouri 49
(4) Tennessee 59, (13) South Carolina 44
(2) **Kentucky 85, (7) LSU 67**
(3) Georgia 75, (6) Ole Miss 73

Semifinals — March 16

(1) Florida 56, (4) Tennessee 49
(2) **Kentucky 70, (3) Georgia 58**

Finals — March 17

(1) **Florida 61, (2) Kentucky 60**

SEC All-Tournament Team

Michael Frazier, Florida

Scottie Wilbekin, Florida (MVP)

Patric Young, Florida

Aaron Harrison, Kentucky

Julius Randle, Kentucky

Jarnell Stokes, Tennessee

UK's SEC Players of the Week

Julius Randle - SEC Player of the Week (Nov. 11, 2013)

James Young - SEC Freshman of the Week (Nov. 25, 2013)

Aaron Harrison - SEC Freshman of the Week (Dec. 2, 2013)

Aaron Harrison - SEC Freshman of the Week (Dec. 23, 2013)

James Young - SEC Freshman of the Week (Dec. 30, 2013)

Julius Randle - SEC Freshman of the Week (Jan. 27, 2014)

Julius Randle - SEC Player of the Week (Feb. 24, 2014)

Associated Press All-SEC

First Team

Casey Prather, Florida

u - Scottie Wilbekin, Florida

u - **Julius Randle, Kentucky**

Jabari Brown, Missouri

Jarnell Stokes, Tennessee

Second Team

Trevor Releford, Alabama

Patric Young, Florida

Jordan Mickey, LSU

Johnny O'Bryant III, LSU

Jordan McRae, Tennessee

* Ties, u - Unanimous

Honorable Mention

Chris Denson, Auburn

Kenny Gaines, Georgia

Charles Mann, Georgia

James Young, Kentucky

Marshall Henderson, Ole Miss

Jarvis Summers, Ole Miss

Rod Odom, Vanderbilt

Player of the Year - Scottie Wilbekin, Florida

Coach of the Year - Billy Donovan, Florida

Newcomer of the Year - u - **Julius Randle, Kentucky**

2014 SEC Coaches Honors

Coaches First Team

All-SEC

Trevor Releford, Alabama

Casey Prather, Florida

Scottie Wilbekin, Florida

Julius Randle, Kentucky

Johnny O'Bryant III, LSU

Jabari Brown, Missouri

Jordan McRae, Tennessee

Jarnell Stokes, Tennessee

Coaches Second Team

All-SEC

Bobby Portis, Arkansas

Chris Denson, Auburn

Patric Young, Florida

Charles Mann, Georgia

James Young, Kentucky

Jordan Mickey, LSU

Marshall Henderson, Ole Miss

Jarvis Summers, Ole Miss

Jordan Clarkson, Missouri

Rod Odom, Vanderbilt

Coaches SEC

All-Freshman Team

Shannon Hale, Alabama

Bobby Portis, Arkansas

Julius Randle, Kentucky

James Young, Kentucky

Jarnell Martin, LSU

Jordan Mickey, LSU

Sindarius Thornwell, South Carolina

Damian Jones, Vanderbilt

Coaches SEC

All-Defensive Team

Scottie Wilbekin, Florida

Patric Young, Florida

Willie Cauley-Stein, Kentucky

Jordan Mickey, LSU

Josh Richardson, Tennessee

SEC Coach of the Year

Billy Donovan, Florida

SEC Player of the Year

Scottie Wilbekin, Florida

SEC Freshman of the Year

Julius Randle, Kentucky

SEC Sixth-Man of the Year

Dorian Finney-Smith, Florida

SEC Defensive Player of the Year


Patric Young, Florida

SEC Scholar Athlete of the Year

Patric Young, Florida

2014 - 2015 OPPONENTS

KENTUCKY



ALABAMA CRIMSON TIDE

Location..... Tuscaloosa, Ala.
 Enrollment..... 34,852
 Conference..... SEC
 Colors..... Crimson and White
 Arena..... Coleman Coliseum (15,383)
 Head Coach..... Anthony Grant
 Record at School/Yrs..... 99-71/5 yrs.
 Overall Record/Yrs..... 175-96/8 yrs.
 2013-14 Record (Conference)..... 13-19 (7-11)
 2014 NCAA Postseason..... None
 SID..... Aaron Jordan
 SID Phone..... 205.348.6084
 SID Email..... ajordan@ia.ua.edu
 Website..... rolltide.com
 Series..... UK leads 103-37
 In Lexington..... UK leads 54-10

In Tuscaloosa..... UK leads 28-23
 At Neutral sites..... UK leads 21-4
 Current Win Streak..... UK, One game
 Longest UK Win Streak..... 15 games
 Longest UA Win Streak..... Two (Seven times)
 Largest UK Win..... (42) 74-32 (2/14/1949)
 Largest UA Win..... (24) 101-77 (2/25/1956)
 John Calipari vs. Alabama..... 6-3
 UK vs. Anthony Grant..... 5-2
 Last Meeting..... UK, 55-48 (3/14/2014)

Saturday, January 17..... 4:00 p.m. ET (ESPN/ESPN2)
 Tuscaloosa, Ala..... Coleman Coliseum
 Saturday, January 31..... 7:00 p.m. ET (SEC Network)
 Lexington, Ky..... Rupp Arena

ARKANSAS RAZORBACKS

Location..... Fayetteville, Ark.
 Enrollment..... 25,365
 Conference..... SEC
 Colors..... Cardinal and White
 Arena..... Bud Walton Arena (19,200)
 Head Coach..... Mike Anderson
 Record at School..... 59-49/3 yrs.
 Overall Record..... 259-147/12 yrs.
 2013-14 Record (Conference)..... 22-12 (10-8)
 2014 NCAA Postseason..... NIT Second Round
 SID..... Patrick Pierson
 SID Phone..... 479.387.8569
 SID Email..... pspierson@uark.edu
 Website..... arkansasrazorbacks.com
 Series..... UK leads 25-11

In Lexington..... UK leads 12-3
 In Fayetteville..... Arkansas leads 7-6
 At Neutral sites..... UK leads 7-1
 Current Win Streak..... Arkansas, Three games
 Longest UK Win Streak..... 10 games
 Longest UA Win Streak..... Three games
 Largest UK Win..... (37) 76-39 (12/13/1948)
 Largest UA Win..... (17) 105-88 (1/25/1992)
 John Calipari vs. Arkansas..... 5-6
 UK vs. Mike Anderson..... 2-4
 Last Meeting..... Arkansas, 71-67ot (2/27/14)

Saturday, February 28..... 4:00 p.m. ET (CBS)
 Lexington, Ky..... Rupp Arena

AUBURN TIGERS

Location..... Auburn, Ala.
 Enrollment..... 25,469
 Conference..... SEC
 Colors..... Burnt Orange and Blue
 Arena..... Auburn Arena (9,121)
 Head Coach..... Bruce Pearl
 Record at School/Yrs..... 0-0/1st yr
 Overall Record/Yrs..... 462-145/19 yrs.
 2013-14 Record (Conference)..... 14-16 (6-12)
 2014 NCAA Postseason..... None
 SID..... Dan Froehlich
 SID Phone..... 334.844.9803
 SID Email..... froehdp@auburn.edu
 Website..... auburntigers.com
 Series..... UK leads 89-17

In Lexington..... UK leads 45-2
 In Auburn..... UK leads 30-13
 At Neutral sites..... UK leads 14-2
 Current Win Streak..... UK, 16 games
 Longest UK Win Streak..... 16 games
 Longest AU Win Streak..... Two (Four times)
 Largest UK Win..... (66) 84-18 (2/28/1947)
 Largest AU Win..... (19) 88-69 (2/20/65); 82-63 (1/13/1994)
 John Calipari vs. Auburn..... 6-0
 UK vs. Bruce Pearl..... 9-4
 Last Meeting..... Kentucky, 64-56 (2/12/2014)

Saturday, Feb. 21..... 6:00 p.m. ET (ESPN/ESPN2)
 Lexington, Ky..... Rupp Arena

BOSTON TERRIERS

Location..... Boston, Mass.
 Enrollment..... 16,572
 Conference..... Patriot League
 Colors..... Scarlet and White
 Arena..... Agganis Arena (7,200)
 Head Coach..... Joe Jones
 Record at School/Yrs..... 57-40/3 yrs.
 Overall Record/Yrs..... 143-147/10 yrs.
 2013-14 Record (Conference)..... 24-11 (15-3)
 2014 NCAA Postseason..... NIT First Round
 SID..... Scott Ellis
 SID Phone..... 617.599.6988
 SID Email..... msellis@bu.edu
 Website..... GoTerriers.com
 Series..... UK leads 3-0

In Lexington..... UK leads 3-0
 In Boston..... n/a
 At Neutral sites..... n/a
 Current Win Streak..... UK, Three games
 Longest UK Win Streak..... Three games
 Longest BU Win Streak..... n/a
 Largest UK Win..... (41) 90-49 (12/10/94)
 Largest BU Win..... n/a
 John Calipari vs. Baylor..... 5-1
 UK vs. Joe Jones..... n/a
 Last Meeting..... UK, 91-57 (11/30/10)

Friday, Nov. 21..... 7:00 p.m. ET (FSN)
 Lexington, Ky..... Rupp Arena

BUFFALO BULLS

Location..... Buffalo, NY
 Enrollment..... 29,850
 Conference..... Mid-American
 Colors..... Royal Blue and White
 Arena..... Alumni Arena (6,100)
 Head Coach..... Bobby Hurley
 Record at School/Yrs..... 19-10/1 yr.
 Overall Record/Yrs..... 19-10/1 yr.
 2013-14 Record (Conference)..... 19-10 (13-5)
 2014 NCAA Postseason..... None
 SID..... Brian Wolff
 SID Phone..... 716.359.2750
 SID Email..... bcwolff@buffalo.edu
 Website..... UBBulls.com
 Series..... First Meeting

In Lexington n/a
 In Buffalo n/a
 At Neutral sites n/a
 Current Win Streak..... n/a
 Longest UK Win Streak..... n/a
 Longest UB Win Streak..... n/a
 Largest UK Win..... n/a
 Largest UB Win..... n/a
 John Calipari vs. Buffalo 1-0
 UK vs. Bobby Hurley First Meeting
 Last Meeting n/a

Sunday, Nov. 16 Noon ET (ESPNU)
 Lexington, Ky. Rupp Arena

COLUMBIA LIONS

Location..... New York, NY
 Enrollment..... 7,934
 Conference..... Ivy League
 Colors..... Columbia Blue and White
 Arena..... Levien Gymnasium (2,700)
 Head Coach..... Kyle Smith
 Record at School/Yrs..... 63-57/4 yrs.
 Overall Record/Yrs..... 63-57/4 yrs.
 2013-14 Record (Conference)..... 21-13 (8-6)
 2014 NCAA Postseason..... CIT Quarterfinals
 SID..... Mike Kowalsky
 SID Phone..... 212.854.7064
 SID Email..... mk3531@columbia.edu
 Website..... GoColumbiaLions.com
 Series..... UK leads 1-0

In Lexington n/a
 In New York n/a
 At Neutral sites UK leads 1-0
 Current Win Streak..... UK, One game
 Longest UK Win Streak..... One
 Longest BSU Win Streak..... n/a
 Largest UK Win..... 23, 76-53 (3/18/48)
 Largest CU Win..... n/a
 John Calipari vs. Columbia..... First Meeting
 UK vs. Kyle Smith..... First Meeting
 Last Meeting UK, 76-53 (3/18/48)

Wednesday, Dec. 10 7:00 p.m. ET (ESPN2)
 Lexington, Ky. Rupp Arena

EASTERN KENTUCKY COLONELS

Location..... Richmond, Ky.
 Enrollment..... 15,968
 Conference..... Ohio Valley
 Colors..... Maroon and White
 Arena..... McBrayer Arena (6,500)
 Head Coach..... Jeff Neubauer
 Record at School/Yrs..... 167-122/9 yrs.
 Overall Record/Yrs..... 167-122/9 yrs.
 2013-14 Record (Conference)..... 24-10
 2014 NCAA Postseason..... NCAA Second Round
 SID..... Kevin Britton
 SID Phone..... 859.358.8359
 SID Email..... kevin.britton@eku.edu
 Website..... EKUSports.com
 Series..... UK leads 10-0

In Lexington 9-0
 In Richmond n/a
 At Neutral sites UK leads 1-0
 Current Win Streak..... UK, 10 games
 Longest UK Win Streak..... 10 games
 Longest EKU Win Streak..... n/a
 Largest UK Win..... (35) 99-64 (11/17/1998)
 Largest EKU Win n/a
 John Calipari vs. Eastern Kentucky..... 1-0
 UK vs. Jeff Neubauer 1-0
 Last Meeting Kentucky, 78-65 (12/30/2006)

Sunday, Dec. 7 6:00 p.m. ET (SEC Network)
 Lexington, Ky. Rupp Arena

FLORIDA GATORS

Location..... Gainesville, Fla.
 Enrollment..... 49,042
 Conference..... SEC
 Colors..... Orange and Blue
 Arena..... Stephen C. O'Connell Center (11,548)
 Head Coach..... Billy Donovan
 Record at School/Yrs..... 451-169/18 yrs.
 Overall Record/Yrs..... 486-189/20 yrs.
 2013-14 Record (Conference)..... 36-3 (18-0)
 2014 NCAA Postseason..... NCAA, Final Four
 SID..... Denver Parler
 SID Phone..... 352.375.4683 Ext. 6135
 SID Email..... denverp@gators.ufl.edu
 Website..... gatorzone.com
 Series..... UK leads 94-37
 In Lexington UK leads 48-9

In Gainesville UK leads 33-24
 At Neutral sites UK leads 13-4
 Current Win Streak..... UF, Three games
 Longest UK Win Streak..... 18 games
 Longest UF Win Streak..... Six games
 Largest UK Win..... (56) 87-31 (3/4/1948)
 Largest UF Win (19) 84-65 (3/9/2014)
 John Calipari vs. Florida 9-5
 UK vs. Billy Donovan 26-17
 Last Meeting Florida, 61-60 (3/16/2014)

Saturday, Feb. 7 9:00 p.m. ET (ESPN)
 Gainesville, Fla. O'Connell Center
 Saturday, March 7 2:00 p.m. ET (CBS)
 Lexington, Ky. Rupp Arena

GEORGETOWN COLLEGE (EXH.)

Location..... Georgetown, Ky.
 Enrollment..... 1,200
 Conference..... Mid-South Conference (NAIA)
 Colors..... Orange and Black
 Arena..... Davis-Reid Alumni Gym (2,500)
 Head Coach..... Chris Briggs
 Record at School/Yrs..... 78-28/3 yrs.
 Overall Record/Yrs..... 78-28/3 yrs.
 2013-14 Record (Conference)..... 24-11 (11-7)
 2014 NAIA Postseason..... NAIA, Quarterfinals
 SID..... Jenny Elder
 SID Phone..... 502.863.7972
 SID Email..... jenny_elder@georgetowncollege.edu
 Website..... Georgetowncollegeathletics.com
 Series..... UK leads 35-15

In Lexington..... UK leads 22-7
 In Georgetown..... UK leads 12-8
 At Neutral sites..... UK leads 1-0
 Current Win Streak..... UK, Eight games
 Longest UK Win Streak..... Eight games
 Longest GC Win Streak..... Six games
 Largest UK Win..... (48) 67-19 (12/18/1930)
 Largest GC Win..... (25) 34-9 (1/20/1906)
 John Calipari vs. Georgetown College..... n/a
 UK vs. Chris Briggs..... n/a
 Last Meeting..... Kentucky, 39-19 (12/2/1938)

Sunday, Nov. 9..... 7:00 p.m. ET (SEC Network)
 Lexington, Ky..... Rupp Arena

GEORGIA BULLDOGS

Location..... Athens, Ga.
 Enrollment..... 34,475
 Conference..... SEC
 Colors..... Red and Black
 Arena..... Stegeman Coliseum (10,523)
 Head Coach..... Mark Fox
 Record at School..... 85-77/5 yrs.
 Overall Record..... 208-120/9 yrs.
 2013-14 Record (Conference)..... 20-14 (12-6)
 2014 NCAA Postseason..... NIT Second Round
 SID..... Tim Hix
 SID Phone..... 706.542.1621
 SID Email..... thix@sports.uga.edu
 Website..... georgiadogs.com
 Series..... UK leads 117-26
 In Lexington..... UK leads 57-5

In Athens..... UK leads 40-17
 At Neutral sites..... UK leads 20-4
 Current Win Streak..... UK, Two games
 Longest UK Win Streak..... 20 games
 Longest UGA Win Streak..... Three games
 Largest UK Win..... (77) 143-66 (2/27/1956)
 Largest UGA Win..... (15) 106-91 (1/3/1990)
 John Calipari vs. Georgia..... 7-2
 UK vs. Mark Fox..... 7-3
 Last Meeting..... Kentucky, 70-58 (3/15/2014)

Tuesday, Feb. 3..... 7:00 p.m. ET (ESPNU)
 Lexington, Ky..... Rupp Arena
 Tuesday, March 3..... 9:00 p.m. ET (ESPN)
 Athens, Ga..... Stegeman Coliseum

GRAND CANYON UNIVERSITY ANTELOPES

Location..... Phoenix, Ariz.
 Enrollment..... 11,000
 Conference..... WAC
 Colors..... Purple, Black and White
 Arena..... GCU Arena (7,000)
 Head Coach..... Dan Majerle
 Record at School/Yrs..... 15-15/1 yr.
 Overall Record/Yrs..... 15-15/1 yr.
 2013-14 Record (Conference)..... 15-15 (10-6)
 2014 NCAA Postseason..... CIT First Round
 SID..... Mike McNally
 SID Phone..... 602.639.7153
 SID Email..... michael.mcnally@gcu.edu
 Website..... GCU Lopes.com
 Series..... First Meeting
 In Lexington..... n/a

In Phoenix..... n/a
 At Neutral sites..... n/a
 Current Win Streak..... n/a
 Longest UK Win Streak..... n/a
 Longest GCU Win Streak..... n/a
 Largest UK Win..... n/a
 Largest GCU Win..... n/a
 John Calipari vs. Grand Canyon..... 1-0
 UK vs. Dan Majerle..... First Meeting
 Last Meeting..... n/a

Friday, Nov. 14..... 8:00 p.m. ET (SEC Network)
 Lexington, Ky..... Rupp Arena

KANSAS JAYHAWKS

Location..... Lawrence, Kan.
 Enrollment..... 27,784
 Conference..... Big 12
 Colors..... Crimson and Blue
 Arena..... Allen Fieldhouse (16,300)
 Head Coach..... Bill Self
 Record at School/Yrs..... 325-69/11 yrs.
 Overall Record/Yrs..... 532-174/21 yrs.
 2013-14 Record (Conference)..... 25-10 (14-4)
 2014 NCAA Postseason..... NCAA Second Round
 SID..... Chris Theisen
 SID Phone..... 785.331.9356
 SID Email..... theisen@ku.edu
 Website..... KU Athletics.com
 Series..... UK leads 21-6

In Lexington..... UK leads 7-1
 In Lawrence..... UK leads 7-4
 At Neutral sites..... UK leads 7-1
 Current Win Streak..... UK, Two games
 Longest UK Win Streak..... 11 games
 Longest KU Win Streak..... Three games
 Largest UK Win..... (37) 100-63 (12/23/74)
 Largest KU Win..... (55) 150-95 (12/9/1989)
 John Calipari vs. Kansas..... 2-3
 UK vs. Bill Self..... 3-3
 Last Meeting..... Kentucky, 67-59 (4/2/2012)

Tuesday, Nov. 18..... 9:00 p.m. ET (ESPN)
 Indianapolis, Ind..... Bankers Life Fieldhouse

LOUISVILLE CARDINALS

Location..... Louisville, Ky.
 Enrollment..... 22,000
 Conference..... ACC
 Colors..... Red and Black
 Arena..... KFC Yum! Center (22,000)
 Head Coach..... Rick Pitino
 Record at School/Yrs..... 341-117/12 yrs.
 Overall Record/Yrs..... 695-245/28 yrs.
 2013-14 Record (Conference)..... 31-6 (15-3)
 2014 NCAA Postseason..... NCAA Sweet 16
 SID..... Kenny Klein
 SID Phone..... 502.852.6651
 SID Cell..... 502.599.7865
 SID Email..... kenny.klein@louisville.edu
 Website..... UofLsports.com
 Series..... UK leads 32-15

In Lexington..... UK leads 16-5
 In Louisville..... UK leads 12-8
 At Neutral sites..... UK leads 4-2
 Current Win Streak..... UK, Two games
 Longest UK Win Streak..... Five games
 Longest UL Win Streak..... Two (Six times)
 Largest UK Win..... (34) 91-57 (3/27/1948)
 Largest UL Win..... (18) 97-75 (12/31/1988)
 John Calipari vs. Louisville..... 12-6
 UK vs. Rick Pitino..... 10-5
 Last Meeting..... Kentucky, 74-69 (3/28/2014)

Saturday, Dec. 27..... 2:00 p.m. ET (ESPN)
 Louisville, Ky..... Yum! Center

LSU TIGERS

Location..... Baton Rouge, La.
 Enrollment..... 29,549
 Conference..... SEC
 Colors..... Purple and Gold
 Arena..... Pete Maravich Assembly Center (13,472)
 Head Coach..... Johnny Jones
 Record at School..... 39-26/1 yr.
 Overall Record..... 244-188/1 yr.
 2013-14 Record (Conference)..... 20-14 (9-9)
 2014 NCAA Postseason..... NIT Second Round
 SID..... Kent Lowe
 SID Phone..... 225.578.8226
 SID Email..... clowe@lsu.edu
 Website..... LSUsports.net
 Series..... UK leads 85-25

In Lexington..... UK leads 42-5
 In Baton Rouge..... UK leads 29-17
 At Neutral sites..... UK leads 14-3
 Current Win Streak..... UK, One game
 Longest UK Win Streak..... 19 games
 Longest LSU Win Streak..... Three (Four times)
 Largest UK Win..... (47) 1278-80 (3/4/1995)
 Largest LSU Win..... (35) 76-41 (1/18/1987)
 John Calipari vs. LSU..... 7-1
 UK vs. Johnny Jones..... 3-1
 Last Meeting..... Kentucky, 85-67 (3/14/2014)

Tuesday, Feb. 10..... 7:00 p.m. ET (ESPN)
 Baton Rouge, La..... Pete Maravich Assembly Center

MISSISSIPPI STATE BULLDOGS

Location..... Starkville, Miss.
 Enrollment..... 20,484
 Conference..... SEC
 Colors..... Maroon and White
 Arena..... Humphrey Coliseum (10,575)
 Head Coach..... Rick Ray
 Record at School..... 24-41/2 yr.
 Overall Record..... 24-41/2 yr.
 2013-14 Record (Conference)..... 14-19 (3-15)
 2014 NCAA Postseason..... None
 SID..... Gregg Ellis
 SID Phone..... 662.418.8494
 SID Email..... gellis@athletics.msstate.edu
 Website..... MStateathletics.com
 Series..... UK leads 90-20

In Lexington..... UK leads 45-5
 In Starkville..... UK leads 33-12
 At Neutral sites..... UK leads 12-3
 Current Win Streak..... UK, Six games
 Longest UK Win Streak..... 17 games (Two times)
 Longest MSU Win Streak..... Three games
 Largest UK Win..... (44) 110-66 (2/11/1952)
 Largest MSU Win..... (13) 82-69 (2/16/1985)
 John Calipari vs. Mississippi St..... 7-0
 UK vs. Rick Ray..... 2-0
 Last Meeting..... Kentucky, 69-59 (2/8/2014)

Wednesday, Feb. 25..... 7:00 p.m. ET (SEC Network)
 Starkville, Miss..... Humphrey Coliseum

MISSOURI TIGERS

Location..... Columbia, Mo.
 Enrollment..... 34,658
 Conference..... SEC
 Colors..... Old Gold and Black
 Arena..... Mizzou Arena (15,061)
 Head Coach..... Kim Anderson
 Record at School..... First year
 Overall Record..... 274-95/12 yrs.
 2013-14 Record (Conference)..... 23-12
 2014 NCAA Postseason..... NIT Second Round
 SID..... David Reiter
 SID Phone..... 573.424.8740
 SID Email..... reiterd@missouri.edu
 Website..... mutigers.com
 Series..... UK leads 6-0
 In Lexington..... UK leads 3-0

In Columbia..... UK leads 1-0
 At Neutral sites..... UK leads 2-0
 Current Win Streak..... UK, Six games
 Longest UK Win Streak..... Six games
 Longest Missouri Win Streak..... n/a
 Largest UK Win..... (22) 77-55 (11/26/1997)
 Largest Missouri Win..... n/a
 John Calipari vs. Missouri..... 3-2
 UK vs. Kim Anderson..... First Meeting
 Last Meeting..... UK, 84-79 (2/1/2014)

Tuesday, Jan. 13..... 9:00 p.m. ET (ESPN)
 Lexington, Ky..... Rupp Arena
 Thursday, Jan. 29..... 9:00 p.m. ET (ESPN)
 Columbia, Mo..... Mizzou Arena

MONTANA STATE BOBCATS

Location.....Bozeman, Mont.
 Enrollment.....15,500
 Conference.....Big Sky
 Colors.....Blue and Gold
 Arena.....Worthington Arena (4,500)
 Head Coach.....Brian Fish
 Record at School/Yrs.....0-0/1st year
 Overall Record/Yrs.....0-0/1st year
 2013-14 Record (Conference).....14-17 (9-11)
 2014 NCAA Postseason.....None
 SID.....Bill Lamberty
 SID Phone.....406.580.6781
 SID Email.....blamberty@msubobcats.com
 Website.....msubobcats.com
 Series.....First Meeting

In Lexington.....n/a
 In Bozeman.....n/a
 At Neutral sites.....n/a
 Current Win Streak.....n/a
 Longest UK Win Streak.....n/a
 Longest MSU Win Streak.....n/a
 Largest UK Win.....n/a
 Largest MSU Win.....n/a
 John Calipari vs. Montana State.....First Meeting
 UK vs. Brian Fish.....First Meeting
 Last Meeting.....n/a

Sunday, Nov. 23.....6:00 p.m. ET (SEC Network)
 Lexington, Ky.....Rupp Arena

NORTH CAROLINA TAR HEELS

Location.....Chapel Hill, N.C.
 Enrollment.....18,370
 Conference.....ACC
 Colors.....Carolina Blue and White
 Arena.....Dean E. Smith Center (21,750)
 Head Coach.....Roy Williams
 Record at School/Yrs.....306-89/11 yrs.
 Overall Record/Yrs.....724-190/25 yrs.
 2013-14 Record (Conference).....24-10 (13-5)
 2014 NCAA Postseason.....NCAA, Third Round
 SID.....Steve Kirschner
 SID Phone.....919.962-7258
 SID Email.....skirschner@uncaa.unc.edu
 Website.....goheels.com
 Series.....UNC leads 23-13

In Lexington.....UK leads 7-6
 In Chapel Hill.....UNC leads 6-2
 At Neutral sites.....UNC leads 12-3
 Current Win Streak.....UNC, One game
 Longest UK Win Streak.....Four games
 Longest UNC Win Streak.....Six games
 Largest UK Win.....(39) 83-44 (1/9/1950)
 Largest UNC Win.....(21) 41-20 (2/29/1924)
 John Calipari vs. North Carolina.....4-2
 UK vs. Roy Williams.....7-8
 Last Meeting.....UNC, 82-77 (12/14/2013)

Saturday, Dec. 13.....Noon ET (CBS)
 Lexington, Ky.....Rupp Arena

OLE MISS REBELS

Location.....Oxford, Miss.
 Enrollment.....22,286
 Conference.....SEC
 Colors.....Cardinal Red and Navy Blue
 Arena.....Tad Smith Coliseum (8,867)
 Head Coach.....Andy Kennedy
 Record at School/Yrs.....171-101/7 yrs.
 Overall Record/Yrs.....202-114/8 yrs.
 2013-14 Record (Conference).....19-14 (9-9)
 2014 NCAA Postseason.....None
 SID.....Daniel Snowden
 SID Phone.....662.915.7526
 SID Email.....desnowde@olemiss.com
 Website.....OleMisssports.com
 Series.....UK leads 102-13

In Lexington.....UK leads 51-2
 In Oxford.....UK leads 27-10
 At Neutral sites.....UK leads 24-1
 Current Win Streak.....UK, Five games
 Longest UK Win Streak.....39 games
 Longest OM Win Streak.....Two games
 Largest UK Win.....(58) 116-58 (1/3/1952)
 Largest OM Win.....(20) 37-17 (2/11/1927)
 John Calipari vs. Ole Miss.....10-4
 UK vs. Andy Kennedy.....9-2
 Last Meeting.....Kentucky, 84-70 (2/18/2014)

Tuesday, Jan. 6.....7:00 p.m. ET (SEC Network)
 Lexington, Ky.....Rupp Arena

PIKEVILLE BEARS (EXH.)

Location.....Pikeville, Ky.
 Enrollment.....2,500
 Conference.....Mid-South (NAIA)
 Colors.....Orange and Black
 Arena.....East Ky. Expo Center (7,000)
 Head Coach.....Kelly Wells
 Record at School/Yrs.....179-78/8 yrs.
 Overall Record/Yrs.....187-97/9 yrs.
 2013-14 Record (Conference).....19-15 (9-9)
 2014 NAIA Postseason.....NAIA Second Round
 SID.....Dan White
 SID Phone.....606.794.0976
 SID Email.....danielwhite@upike.edu
 Website.....upikebears.com
 Series.....Never met

In Lexington.....n/a
 In Pikeville.....n/a
 At Neutral sites.....n/a
 Current Win Streak.....n/a
 Longest UK Win Streak.....n/a
 Longest UP Win Streak.....n/a
 Largest UK Win.....n/a
 Largest UP Win.....n/a
 John Calipari vs. Pikeville.....n/a
 UK vs. Kelly Wells.....n/a
 Last Meeting.....Kentucky, 97-66 exh. (11/1/2010)

Sunday, Nov. 2.....TBA (TBA)
 Lexington, Ky.....Rupp Arena

PROVIDENCE FRIARS

Location.....Providence, R.I.
 Enrollment.....3,866
 Conference.....Big East
 Colors.....Black, White and Silver
 Arena.....Dunkin' Donuts Center (12,410)
 Head Coach.....Ed Cooley
 Record at School/Yrs.....57-44/3 yrs.
 Overall Record.....149-113/8 yrs.
 2013-14 Record (Conference).....23-12 (10-8)
 2014 NCAA Postseason.....NCAA First Round
 SID.....Arthur Parks
 SID Phone.....401.865.2759
 SID Email.....aparks@providence.edu
 Website.....friars.com
 Series.....Tied 2-0

In Lexington.....n/a
 In Providenc.....n/a
 At Neutral sites.....UK leads 2-0
 Current Win Streak.....UK, Two games
 Longest UK Win Streak.....Two games
 Longest PC Win Streak.....n/a
 Largest UK Win.....(14) 79-65 (12/1/2013)
 Largest PC Win.....n/a
 John Calipari vs. Providence.....2-1
 UK vs. Ed Cooley.....1-0
 Last Meeting.....Kentucky, 79-65 (12/1/2013)

Sunday, Nov. 30.....2:00 p.m. ET (ESPN2)
 Lexington, Ky.....Rupp Arena

SOUTH CAROLINA GAMECOCKS

Location.....Columbia, S.C.
 Enrollment.....31,964
 Conference.....SEC
 Colors.....Garnet and Black
 Arena.....Colonial Life Arena (18,000)
 Head Coach.....Frank Martin
 Record at School.....28-38/2 yrs.
 Overall Record.....145-92/7 yrs.
 2013-14 Record (Conference).....14-20 (5-13)
 2014 NCAA Postseason.....None
 SID.....Emily Feeney
 SID Phone.....803.727.3284
 SID Email.....efeeney@sc.edu
 Website.....gamecocksonline.com
 Series.....UK leads 47-11
 In Lexington.....UK leads 25-2

In Columbia.....UK leads 18-7
 At Neutral sites.....UK leads 4-2
 Current Win Streak.....USC, One game
 Longest UK Win Streak.....12 games
 Longest USC Win Streak.....Two games
 Largest UK Win.....(45) 126-81 (12/10/1979)
 Largest USC Win.....(18) 77-59 (2/25/2009)
 John Calipari vs. USC.....9-2
 UK vs. Frank Martin.....2-1
 Last Meeting.....USC, 72-67 (3/1/2014)

Saturday, Jan. 24.....Noon ET (ESPN/ESPN2)
 Columbia, S.C.....Colonial Life Arena
 Saturday, Feb. 14.....2:00 p.m. ET (ESPN/ESPN2)
 Lexington, Ky.....Rupp Arena

TENNESSEE VOLUNTEERS

Location.....Knoxville, Tenn.
 Enrollment.....27,523
 Conference.....SEC
 Colors.....Orange and White
 Arena.....Thompson-Boling Arena (21,678)
 Head Coach.....Donnie Tyndall
 Record at School/Yrs.....First year
 Overall Record.....200-107/9 yrs
 2013-14 Record (Conference).....24-13 (11-7)
 2014 NCAA Postseason.....NCAA Sweet 16
 SID.....Tom Satkowiak
 SID Phone.....865.696.2897
 SID Email.....tomsid@tennessee.edu
 Website.....utsports.com
 Series.....UK leads 150-67

In Lexington.....UK leads 90-16
 In Knoxville.....UK leads 53-48
 At Neutral sites.....UK leads 7-3
 Current Win Streak.....UK, One game
 Longest UK Win Streak.....20 games
 Longest UT Win Streak.....Five (Two times)
 Largest UK Win.....(61) 101-40 (3/12/1993)
 Largest UT Win.....(30) 88-58 (2/16/2013)
 John Calipari vs. Tennessee.....11-5
 UK vs. Donnie Tyndall.....1-0
 Last Meeting.....Kentucky, 74-66 (1/18/2014)

Tuesday, Feb. 17.....7:00 p.m. ET (ESPN)
 Knoxville, Tenn.....Thompson-Boling Arena

TEXAS LONGHORNS

Location.....Austin, Texas
 Enrollment.....39,995
 Conference.....Big 12
 Colors.....Burnt Orange and White
 Arena.....Frank C. Erwin, Jr. Special Events Center (16,540)
 Head Coach.....Rick Barnes
 Record at School/Yrs.....382-166/16 yrs.
 Overall Record.....584-300/27 Yrs.
 2013-14 Record (Conference).....24-11 (11-7)
 2014 NCAA Postseason.....NCAA Third Round
 SID.....Scott McConnell
 SID Phone.....512-748-9313
 SID Email.....sm@utexas.edu
 Website.....TexasSports.com
 Series.....UK leads 1-0

In Lexington.....n/a
 In Austin.....n/a
 At Neutral sites.....n/a
 Current Win Streak.....Kentucky, One game
 Longest UK Win Streak.....One game
 Longest Texas Win Streak.....n/a
 Largest UK Win.....(25) 86-61 (12/21/1993)
 Largest Texas Win.....n/a
 John Calipari vs. Texas.....1-2
 UK vs. Rick Barnes.....1-1
 Last Meeting.....Kentucky, 86-61 (12/21/1993)

Friday, Dec. 5.....7:00 p.m. ET (ESPN)
 Lexington, Ky.....Rupp Arena

2014 - 2015 KENTUCKY MEN'S BASKETBALL

TEXAS A&M AGGIES

Location.....	College Station, Texas	In Lexington	Tied 3-2
Enrollment.....	58,809	In College Station	UK leads 1-0
Conference.....	SEC	At Neutral sites	n/a
Colors	Maroon and White	Current Win Streak.....	Kentucky, Two games
Arena	Reed Arena (12,989)	Longest UK Win Streak.....	Two games (Twice)
Head Coach	Billy Kennedy	Longest A&M Win Streak.....	One game (Two times)
Record at School/Yrs.....	50-49/3 yrs.	Largest UK Win.....	(65) 83-18 (12/14/1946)
Overall Record/Yrs.....	261-228/16 Yrs.	Largest A&M Win.....	(12) 83-71 (1/12/2013)
2013-14 Record (Conference)	18-16 (8-10)	John Calipari vs. Texas A&M.....	3-1
2014 NCAA Postseason	CBI Second Round	UK vs. Billy Kennedy	2-1
SID	Adam Quisenberry	Last Meeting	Kentucky, 68-51 (1/21/2014)
SID Phone.....	979.862.5453	Saturday, Jan. 10.....	1:00/3:30 p.m. ET (CBS)
SID Email.....	aquisenberry@athletics.tamu.edu	College Station, Texas	Reed Arena
Website.....	aggiethletics.com		
Series.....	UK leads 4-2		

UT ARLINGTON MAVERICKS

Location.....	Arlington, Texas	In Lexington	UK leads 1-0
Enrollment.....	33,500	In Arlington.....	n/a
Conference.....	Sun Belt	At Neutral sites	n/a
Colors	Royal Blue, Orange and White	Current Win Streak.....	UK, One game
Arena	College Park Center (7,000)	Longest UK Win Streak.....	One game
Head Coach	Scott Cross	Longest UTA Win Streak.....	n/a
Record at School/Yrs.....	137-113/8 yrs.	Largest UK Win.....	(29) 105-76 (11/19/2013)
Overall Record/Yrs.....	137-113/8 yrs.	Largest UTA Win.....	n/a
2013-14 Record (Conference)	15-17 (9-9)	John Calipari vs. UT-Arlington.....	2-0
2014 NCAA Postseason	None	UK vs. Scott Cross	1-0
SID	Art Garcia	Last Meeting	Kentucky, 105-76 (11/19/2013)
SID Phone.....	817.272.2239	Tuesday, Nov. 25.....	7:00 p.m. ET (SEC Network)
SID Email.....	artgarcia@uta.edu	Lexington, Ky.	Rupp Arena
Website.....	utmavs.com		
Series.....	UK leads 1-0		

UCLA BRUINS

Location.....	Los Angeles, Calif.	In Lexington	UK leads 2-0
Enrollment.....	40,500	In Los Angeles	UK leads 1-0
Conference.....	Pac-12	At Neutral sites	UCLA leads 4-3
Colors	Blue and Gold	Current Win Streak.....	UCLA, One game
Arena	Pauley Pavilion (13,800)	Longest UK Win Streak.....	Three games
Head Coach	Steve Alford	Longest UCLA Win Streak.....	Two games
Record at School/Yrs.....	28-9/1 yr.	Largest UK Win.....	(31) 84-53 (12/26/1951)
Overall Record/Yrs.....	491-244/23 yrs.	Largest UCLA Win	(7) 92-85 (3/31/1975)
2013-14 Record (Conference)	28-9 (12-6)	John Calipari vs. UCLA	2-1
2014 NCAA Postseason	NCAA Sweet 16	UK vs. Steve Alford.....	1-1
SID	Alex Timiraos	Last Meeting	UCLA, 73-68 (11/21/2006)
SID Phone.....	310.206.0524	Saturday, Dec. 20.....	3:30 p.m. ET (CBS)
SID Email.....	atimiraos@athletics.ucla.edu	Chicago, Ill.	United Center
Website.....	UCLABruins.com		
Series.....	UK leads 6-4		

VANDERBILT COMMODORES

Location.....	Nashville, Tenn.	In Lexington	UK leads 77-14
Enrollment.....	6,738	In Nashville.....	UK Leads 55-27
Conference.....	SEC	At Neutral sites	UK leads 7-5
Colors	Black and Gold	Current Win Streak.....	UK, One game
Arena	Memorial Gymnasium (14,316)	Longest UK Win Streak.....	19 games
Head Coach	Kevin Stallings	Longest VU Win Streak.....	Four (Two times)
Record at School.....	292-192/15 yrs.	Largest UK Win.....	(69) 98-29 (2/27/1947)
Overall Record.....	415-255/21 yrs.	Largest VU Win	(41) 93-52 (2/12/2008)
2013-14 Record (Conference)	15-16 (7-11)	John Calipari vs. Vandy.....	9-3
2014 NCAA Postseason	None	UK vs. Kevin Stallings	21-11
SID	Andy Boggs	Last Meeting	Kentucky, 71-62 (1/11/2014)
SID Phone.....	615.322.4121	Tuesday, Jan. 20.....	9:00 p.m. ET (SEC Network)
SID Email.....	andy.boggs@vanderbilt.edu	Lexington, Ky.	Rupp Arena
Website.....	VUCommodores.com		
Series.....	UK leads 139-46		

POSTSEASON TOURNAMENT INFORMATION

2015 SEC Tournament

Dates
 March 11-15 (Nashville, Tenn., Bridgestone Arena)

First Round • Wednesday, March 11
 Game 1 - Seed #12 vs. Seed #13 7:00 p.m.
 Game 2 - Seed #11 vs. Seed #14 25 mins. after Gm. 1

Second Round • Thursday, March 12
 Game 3 - Seed #9 vs. Seed #8 1:00 p.m.
 Game 4 - Gm. 1 Winner vs. Seed #5 25 mins. after Gm. 3
 Game 5 - Seed #10 vs. Seed #7 7:00 p.m.
 Game 6 - Gm. 2 Winner vs. Seed #6 25 mins. after Gm. 5

Quarterfinals • Friday, March 13
 Game 7 - Gm. 3 Winner vs. Seed #1 1:00 p.m.
 Game 8 - Gm. 4 Winner vs. Seed #4 25 mins. after Gm. 7

Game 9 - Gm. 5 Winner vs. Seed #2 7:00 p.m.
 Game 10 - Gm. 6 Winner vs. Seed #3 25 mins. after Gm. 9

Semifinals • Saturday, March 16
 Game 11 - Gm. 7 Winner vs. Gm. 8 Winner 1:00 p.m.
 Game 12 - Gm. 9 Winner vs. Gm. 10 Winner 25 mins. after Gm. 11

Championship • Saturday, March 17
 Game 13 - Gm. 11 Winner vs. Gm. 12 Winner 1:00 p.m.

All times are Eastern

- Games 1-10 will all be televised live on the SEC Network.
- The semifinals on March 16 and the championship game on March 17 will be televised live on ESPN.

2015 NCAA Tournament


First Four Games
 March 17-18 (Univ. of Dayton Arena, Dayton, Ohio)


NCAA Second & Third Rounds
 March 19-21 (Jacksonville Veterans Memorial Arena, Jacksonville, Fla.)
 March 19-21 (KFC Yum! Center, Louisville, Ky.)
 March 19-21 (CONSOL Energy Center, Pittsburgh, Pa.)
 March 19-21 (Moda Center, Portland, Ore.)
 March 20-22 (Time Warner Cable Arena, Charlotte, N.C.)
 March 20-22 (Nationwide Arena, Columbus, Ohio)
 March 20-22 (CenturyLink Center Omaha, Omaha, Neb.)
 March 20-22 (Key Arena, Seattle)

NCAA Regionals
 March 26-28 (Quicken Loans Arena, Cleveland, Ohio)
 March 26-28 (Staples Center, Los Angeles)
 March 27-29 (NRG Stadium, Houston, Texas)
 March 27-29 (Carrier Dome, Syracuse, N.Y.)


NCAA Final Four
 April 4-6 (Lucas Oil Stadium, Indianapolis)

Future Final Four Sites
 April 2-4, 2016 (Reliant Stadium, Houston, Texas)





NATIONAL CHAMPIONS



1947-48 NATIONAL CHAMPIONS



Front Row: Coach Adolph Rupp, Johnny Stough, Ralph Beard, Kenneth Rollins, Cliff Barker, Jr., Dale Barnstable, Asst. Coach Harry Lancaster. **Second Row:** Manager Humzey Yessin, Garland Townes, Jim Jordan, Joe Holland, Alex Groza, Wallace Jones, Jim Line, Roger Day, Trainer Wilbert Bud Berger.



KENTUCKY 58, BAYLOR 42 | MARCH 23, 1948 • NEW YORK

Game Review

Kentucky PLAYER	FG	FTM	FTA	PF	TP
Jones	4	1	1	3	9
Barker	2	1	3	4	5
Line	3	1	1	3	7
Groza	6	2	4	4	14
Holland	1	0	0	1	2
Beard	4	4	4	1	12
Rollins	3	3	5	3	9
Barnstable	0	0	1	0	0
Totals	23	12	19	19	58

Baylor PLAYER	FG	FTM	FTA	PF	TP
Owen	2	1	2	0	5
DeWitt	3	2	4	3	8
Hickman	1	0	0	0	2
Pulley	0	1	1	0	1
Heathington	3	2	4	5	8
Preston	0	0	2	2	0
Johnson	3	4	7	5	10
Robinson	3	2	4	4	8
Brack	0	0	0	0	0
Totals	15	12	24	19	42

Halftime: UK 29, Baylor 16

Season Recap

Behind the Fabulous Five of Ralph Beard, Wah Wah Jones, Alex Groza, Kenny Rollins, and Cliff Barker, the 1947-48 Kentucky men's basketball team went 36-3 en route to win the school's first national championship.

Kentucky got off to a quick start winning its first seven games before falling to Temple in a one-point buzzer-beater. The Wildcats, however, won 27 of their next 28 games including a 58-38 victory retribution matchup over the Temple Owls. All five of the Wildcat starters were recognized by the Southeastern Conference with Jones, Beard and Rollins being named to the first team. Beard was also named the True Magazine Player-of-the-Year for the second consecutive season.

Following the regular season, the Wildcats breezed through the SEC Tournament, winning the four games by a total of 111 points, including a narrow 54-53 victory over Georgia Tech in the championship game. The NCAA Tournament went much as the conference tourney did. Jones scored 19 points in the opener over Columbia and then UK won an eight-point decision over Holy Cross in the second round to

advance to the championship game against Baylor. Groza poured in 23 points for the 58-42 victory over the Bears.

Championship Game

Alex Groza and Ralph Beard combined for 26 points and the Wildcats' defense held the Bears to 16 first-half points to capture UK's first NCAA title.

The title victory enabled the Wildcats to become only the second team ever to win both the NIT and NCAA titles. UK, which finished the season at 34-2, won the NIT title in 1946.

Paced by Groza and Beard, the Wildcats turned a 29-16 halftime lead into a 44-28 bulge midway through the second half. After Baylor rallied to cut the lead to 11, UK put the game out of reach as Wallace "Wah Wah" Jones scored four points to give the Wildcats a 15-point lead.

In addition to Groza and Beard, the Wildcats also got nine points apiece from Jones and Kenneth Rollins.

1948-49 NATIONAL CHAMPIONS



Front Row: Coach Adolph Rupp, Johnny Stough, Ralph Beard, Kenneth Rollins, Cliff Barker, Jr., Dale Barnstable, Asst. Coach Harry Lancaster. **Second Row:** Manager Humzey Yessin, Garland Townes, Jim Jordan, Joe Holland, Alex Groza, Wallace Jones, Jim Line, Roger Day, Trainer Wilbert Bud Berger.



KENTUCKY 46, OKLAHOMA A&M 36 | MARCH 26, 1949 • SEATTLE

Game Review

Kentucky	FG	FTM	FTA	PF	TP
Jones	1	1	3	3	3
Line	2	1	2	3	5
Groza	9	7	8	5	25
Beard	1	1	2	4	3
Barker	1	3	3	4	5
Barnstable	1	1	1	1	3
Hirsch	1	0	0	1	2
Totals	16	14	19	21	46

Oklahoma A&M

Oklahoma A&M	FG	FTM	FTA	PF	TP
Yates	1	0	0	1	2
Bradley	0	3	5	3	3
Harris	3	1	1	5	7
Parks	2	3	4	5	7
Shelton	3	6	7	4	12
Jaquet	0	1	2	0	1
McArthur	0	2	2	1	2
Pilgrim	0	2	2	1	2
Smith	0	0	0	1	0
Totals	9	18	23	21	36

Halftime: UK 25, Oklahoma A&M 20

Season Recap

With a familiar four starters returning from the Fabulous Five, the 1948-49 Kentucky men's basketball team appeared poised to make a second consecutive title run. The Wildcats raced through the regular season with only one loss and only three teams throughout the year came within even 10 points of Kentucky. Alex Groza led the team in scoring in 13 of its last 15 games and he broke a UK and SEC record with 38 points in a 95-40 win over Georgia on Feb. 21.

The team concluded the regular season with a 70-37 win over Vanderbilt at Alumni Gym, including a last-second 65-foot shot by Cliff Barker. The Cats again swept through the SEC Tournament in nearby Louisville, winning their opening-round game over Florida, 73-36. Kentucky outscored its SEC Tournament opponents by a total of 123 points in a four-game span, including a 68-52 win over Tulane in the conference final.

After being surprisingly upset in the first round of the NIT Tournament, the Wildcats had no trouble in NCAA play. Kentucky defeated Villanova, 85-72, and Illinois, 76-47, to advance to

the national title game. Groza, Ralph Beard and Wah Wah Jones were all named All-America and Groza was named the tournament's MVP.

It was no surprise that when the first-ever Associated Press poll was released the following year, the Cats were ranked preseason No. 1.

Championship Game


Paced by Alex Groza's 25 points and a defense that limited the Aggies to a mere nine field goals, the Wildcats were crowned NCAA Champions for the second straight year.

Groza, a unanimous selection as the "Player of the Tournament," scored more than twice as many points as any other player. A&M's Jack Shelton was the game's only other player to score in double figures. He finished with 12 points.



The Aggies, coached by Hank Iba, led 5-2, but the Wildcats scored seven straight points, five by Groza, and never trailed again as they took a 25-20 first-half lead.

UK extended the lead to 31-21 early in the second half and coasted the rest of the way.

1950-51 NATIONAL CHAMPIONS



Standing: Frank Ramsey, Shelby Linville, Bill Spivey, Roger Layne, Lou Tsiropoulos, Read Morgan. **Seated:** Coach Adolph Rupp, Cliff Hagan, C.M. Newton, Walt Hirsch, Paul Lansaw, Dwight Price, Assistant Coach Harry Lancaster. **Bottom Row:** Lindie Castle, Lucian Whitaker, Bobby Watson, Guy Strong, T. Riddle.



KENTUCKY 68, KANSAS STATE 58 | MARCH 27, 1951 • MINNEAPOLIS

Game Review

Kentucky PLAYER	FG	FTM	FTA	PF	TP
Whitaker	4	1	0	2	9
Linville	2	4	8	5	8
Spivey	9	4	6	2	22
Ramsey	4	1	3	5	9
Watson	3	2	4	3	8
Hagan	5	0	2	5	10
Tsiropoulos	1	0	0	1	2
Newton	0	0	0	0	0
Totals	28	12	23	23	68

Kansas State

PLAYER	FG	FTM	FTA	PF	TP
Head	3	2	2	5	8
Stone	3	6	8	5	12
Hitch	6	1	1	5	13
Barrett	2	0	2	1	4
Iverson	3	1	2	3	7
Housey	2	0	0	3	4
Gibson	0	1	1	5	1
Upson	0	0	0	1	0
Knostman	1	1	2	1	3
Peck	2	0	1	1	4
Schuyler	1	0	1	1	2
Totals	23	12	20	31	58

Halftime: Kansas State 29, UK 27

Season Recap

Kentucky opened the 1950-51 season on an 84-game home win streak and they began the year by moving from the antiquated Alumni Gym to the new 11,500 seat Memorial Coliseum that was designed to commemorate the Kentuckians who died in World War II and the Korean War.

Though illness plagued the team and its coach throughout the season, Kentucky compiled a 32-2 record and its third national title in four years. UK defeated arch-rival Louisville by 11 points, 79-68, in the opening round of the NCAA Tournament before breezing by St. John's in the next round. After posting a narrow 76-74 victory over Illinois in the East Regional championship, the Cats toppled Kansas State, 68-58, in the championship game.

Seven-foot center Bill Spivey led Kentucky, scoring 19.2 points per game during the season. He was followed by the junior duo of Shelby Linville and Bobby Watson, who each averaged 10.4 ppg. The Cats outscored their opponents by 757 points in UK's third championship season.

Championship Game

Bill Spivey scored 22 points and an ailing Cliff Hagan sparked the Wildcats to their third NCAA title.

With a squad consisting of only six healthy players — Walt Hirsch was ineligible and Hagan was plagued by an infected throat — the Wildcats hardly looked like championship material as Kansas State broke out to a 20-12 lead.



It was then that Rupp inserted the ailing Hagan. It was a move that may have proved the difference as the sophomore forward sparked a rally that saw UK cut the Kansas State lead to 29-27 at the half.

Led by Hagan and Spivey, who dominated the boards, UK outscored Kansas State 41-29 in the second half to complete the come-from-behind victory.

1957-58 NATIONAL CHAMPIONS



Front Row: Coach Adolph Rupp, Adrian Smith, John Crigler, Ed Beck, Don Mills, Johnny Cox, Vernon Hatton, Assistant Coach Harry Lancaster. **Second Row:** Student Manager Jay Atkerson, Earl Adkins, Billy Smith, Phil Johnson, Bill Cassady, Lincoln Collinsworth and Harold Ross.



KENTUCKY 84, SEATTLE 72 | MARCH 22, 1958 • LOUISVILLE

Game Review

Kentucky

PLAYER	FGM	FGA	FTM	FTA	REB	PF	TP
Crigler	5	12	4	7	14	4	14
Cox	10	23	4	4	16	3	24
Beck	0	1	0	1	3	4	0
A. Smith	2	8	3	5	6	4	7
Hatton	9	20	12	15	3	3	30
Mills	4	9	1	4	5	3	9
Totals	30	73	24	36	47	21	84

Seattle

PLAYER	FGM	FGA	FTM	FTA	REB	PF	TP
Frizzell	4	6	8	11	5	3	16
Brown	6	17	5	7	5	5	17
Baylor	9	32	7	9	19	4	25
Harney	2	5	0	1	1	1	4
Saunders	0	2	0	0	2	3	0
Ogorek	4	7	2	2	11	5	10
Plasecki	0	0	0	0	0	0	0
Totals	25	69	22	30	43	21	72

Halftime: Seattle 39, UK 36

Season Recap

After finishing the previous year with a second-round NCAA tournament loss on their home court, the 1957-58 Kentucky Wildcats, behind the starting lineup of Vernon Hatton, Johnny Cox, John Crigler, Adrian Smith and Ed Beck, lost two of their final five games and appeared an unlikely contender for the national championship.

The Cats were led by Hatton's 17.1 points per game and Cox's 14.9 points per game. Hatton proved his effectiveness as a clutch player by sinking a 47-foot shot at the end of regulation to send UK into overtime against Temple, a game that the Wildcats would win 85-83 after three extra periods. Kentucky breezed past the first two rounds of the NCAA Tournament, held in Lexington, with wins over Miami of Ohio and Notre Dame. UK then faced Temple in the next round and again won a close 61-60 decision.

The Wildcats defeated Seattle 84-72 in an anti-climactic national title, the fourth and final national championship for Adolph Rupp.

Championship Game

Senior Vernon Hatton scored 30 points and the Wildcats overcame a 25-point, 19-rebound performance by Elgin Baylor to capture their fourth NCAA championship.


Led by Hatton and Johnny Cox, who finished with 24 points, the Wildcats twice battled back from 11-point deficits to gain the victory.

Trailing for much of the game, UK grabbed its first lead with 6:08 left when Don Mills hit a hook shot to give the Wildcats a 61-60 lead. Moments later, Cox hit a jump shot to make it 63-60 and UK never trailed again.

John Crigler added 14 points and 14 rebounds for the victors. Mills and Adrian Smith finished with nine and seven points, respectively.

Aside from Baylor, Seattle received 17 points from Charley Brown and 16 from Jerry Frizzell.

1977-78 NATIONAL CHAMPIONS



Front Row: Coach Joe Hall, Assistant Coach Dick Parsons. **Second Row:** Assistant Trainer Walt McCombs, Manager Don Sullivan, LaVon Williams, Scott Courts, Mike Phillips, Rick Robey, Chuck Aleksinas, Fred Cowan, James Lee, Assistant Coach Leonard Hamilton, Assistant Coach Joe Dean Jr.

KENTUCKY 94, DUKE 88 | MARCH 27, 1978 • ST. LOUIS

Game Review

Kentucky	MIN	FG	FT	REB	A	PF	TP
Givens	37	18-27	5-8	8	3	4	41
Robey	32	8-11	4-6	11	0	2	20
Phillips	11	1-4	2-2	2	1	5	4
Macy	38	3-3	3-4	0	8	1	9
Claytor	24	3-5	2-4	0	3	2	8
Lee	20	4-8	0-0	4	2	4	8
Shidler	16	1-5	0-1	1	3	3	2
Aleksinas	1	0-0	0-0	0	0	1	0
Williams	10	1-3	0-0	4	0	2	2
Cowan	8	0-2	0-0	2	0	1	0
Stephens	1	0-0	0-0	0	0	0	0
Courts	1	0-0	0-0	0	0	0	0
Gettelfinger	1	0-0	0-0	0	0	0	0
Casey	1	0-0	0-0	0	0	1	0
Totals	200	39-68	16-25	32	20	26	94

Season Recap

Regular-season losses to Alabama and LSU were the only blemishes on Kentucky's 1977-78 record, as UK and senior Jack Givens, who averaged 18.1 points per game, went 30-2 for its first NCAA title in 20 years. UK outscored its opponents by 459 points during the season and were aided by 14.4 points per game from 6-foot-10 center Rick Robey.

Originally hailed as an underachieving team, Kentucky overcame obstacles to win the SEC Championship and the first NCAA title under head coach Joe B. Hall. The Cats won their last eight regular-season games, including a 92-70 win over UNLV in the home finale, led by 26 points from Robey, and a 78-68 win over Vanderbilt in Nashville, Tenn.

Characteristically, the Cats had no trouble with their early-round competition in the NCAA Tournament, as Florida State, Miami (Ohio) and Michigan State fell along the way. UK met up with Arkansas in the national semifinal game, which they won 64-59 before defeating Duke, 94-88, in the championship final.

Duke	MIN	FG	FT	REB	A	PF	TP
Banks	37	6-12	10-12	8	2	2	22
Dennard	30	5-7	0-0	8	2	5	12
Gminski	37	6-16	8-8	12	2	3	20
Harrell	24	2-2	0-0	0	1	3	4
Spanarkel	40	8-16	5-6	2	3	4	21
Suddath	9	1-3	2-3	2	0	1	2
Bender	17	1-2	5-5	1	4	3	7
Goetsch	6	0-1	0-0	1	0	1	0
Totals	200	29-59	30-34	35	14	22	88

Technicals — Duke bench
Halftime: UK 45, Duke 38

Championship Game

Senior Jack Givens put on one of the finest individual performances in NCAA Championship history in leading the Wildcats past the Blue Devils.

With many Kentucky fans among the crowd of 18,271 chanting "Goose, Goose," Givens scored 41 points, three short of the record for a championship game, to help the Wildcats to their fifth NCAA title and first in 20 years.

Givens' dominance was clearly evident in the first half as he scored 23 points, including UK's last 16 of the half, to turn a 29-28 UK lead into a 45-38 cushion. It was a deficit from which the Blue Devils would not recover.

Overall, Givens made 18-of-27 field goal attempts, 5-of-8 free throws and added eight rebounds and three assists.

1995-96 NATIONAL CHAMPIONS



Front Row: Assistant Coach Delray Brooks, Head Coach Rick Pitino, Allen Edwards, Derek Anderson, Jeff Sheppard, Tony Delk, Anthony Epps, Cameron Mills, Wayne Turner, Associate Coach Jim O'Brien, Assistant Coach Winston Bennett. **Back Row:** Equipment Manager Bill Keightley, Administrative Assistant George Barber, Jason Lathrem, Oliver Simmons, Nazr Mohammed, Mark Pope, Walter McCarty, Antoine Walker, Jared Prickett, Ron Mercer, Trainer Eddie Jamiel, Assistant Strength Coach Layne Kaufman, Strength Coach Shaun Brown.



KENTUCKY 76, SYRACUSE 67 | APRIL 1, 1996 • EAST RUTHERFORD, N.J.

Game Review

Kentucky

Player	MIN	FG	3FG	FT	R	F	A	TO	B	S	TP
Anderson	16	4-8	2-3	1-1	4	2	1	2	0	3	11
Walker	32	4-12	0-1	3-6	9	2	4	0	0	4	11
McCarty	19	2-6	0-0	0-0	7	3	3	1	0	0	4
Delk	37	8-20	7-12	1-2	7	2	2	3	1	2	24
Epps	35	0-6	0-3	0-0	4	1	7	1	0	0	0
Pope	27	1-6	0-2	2-2	3	3	2	4	0	1	4
Mercer	24	8-12	3-4	1-1	2	3	2	0	0	1	20
Sheppard	7	1-2	0-1	0-1	2	3	0	3	0	0	2
Edwards	3	0-1	0-1	0-0	0	0	1	1	0	0	0
Team					2						
Totals	28	73-12	27-8	13-40	19	22	15	1	11	7	67

Syracuse

Player	MIN	FG	3FG	FT	R	F	A	TO	B	S	TP
Burgan	39	7-10	3-5	2-5	8	5	1	5	0	1	19
Wallace	38	11-19	2-3	5-5	10	5	1	6	1	0	29
Hill	28	3-9	0-0	1-1	10	2	1	3	1	0	7
Sims	39	2-5	1-4	1-2	2	2	7	7	0	1	6
Cipolla	35	3-8	0-3	0-0	1	1	2	2	0	4	6
Reafsnnyder	13	0-1	0-0	0-0	4	0	0	1	0	0	0
Janulis	8	0-0	0-0	0-0	2	2	0	0	0	0	0
Nelson	0	0-0	0-0	0-0	0	0	0	0	0	0	0
Team					1						
Totals	26	52-6	15-9	13-38	17	12	24	2	6	67	

Halftime: UK 42, Syracuse 33

Season Recap

Kentucky strung together 25 consecutive wins, including a 16-0 mark in Southeastern Conference play, midway through the 1995-96 season and rolled to its sixth national championship and the first under head coach Rick Pitino. The dynamic duo of Tony Delk (17.8 ppg) and Antoine Walker (15.2 ppg) led the Wildcats' team dubbed "The Untouchables" by Pitino.

A 10-point loss to UMass in the second game of the season would be the only smudge on the Wildcats' schedule as they entered SEC Tournament play. UK posted dominating wins over Florida (100-76) and Arkansas (95-75) in the first two rounds of the tournament, but an up-start Mississippi State team shot 60 percent from the three-point arc to hand UK a shocking 84-73 loss in the title game.

Kentucky still earned a No. 1 seed in the NCAA Tournament's Dallas Regional and stomped San Jose State and Virginia Tech to easily advance to the Sweet Sixteen. The competition proved no tougher in the next two rounds as the Wildcats outscored Utah and Wake Forest by a combined 62 points. A rematch with UMass awaited in the national semifinal, but Kentucky had no trou-

ble with John Calipari's Minutemen, surpassing them 81-74. The Wildcats, behind six first-half three-pointers by Delk, defeated Syracuse, 76-67, in the national title game.

Championship Game

Tony Delk tied a championship game record with seven three-pointers and the Wildcats withstood a late Orangemen rally to win UK's sixth national title before a capacity crowd of 19,229 in the Continental Airlines Arena at the Meadowlands.

Delk, the Final Four's Most Outstanding Player, canned seven of 12 three-pointers to lead the Cats with 24 points. But after Syracuse had cut the lead to two, 64-62, with 4:46 remaining, a Delk misfire was tipped in by Walter McCarty to extend UK's lead to four. After holding the Orangemen on the next possession, Derek Anderson drained a three to push the lead to seven. SU would get no closer than five in the final minutes.

Delk was joined on the Final Four All-Tournament team by freshman Ron Mercer, who was sensational off the bench, scoring a career-high 20 points on 8-of-12 shooting from the field, including 3-of-4 from three-point range.

1997-98 NATIONAL CHAMPIONS



Front Row: (L-R) Assistant Coach Mike Sutton, Head Coach Orlando "Tubby" Smith, Saul Smith, Cameron Mills, Jeff Sheppard, Wayne Turner, Steve Masiello, Assistant Coach George Felton, Assistant Coach Shawn Finney.
Standing: Special Assistant Leon Smith, Administrative Assistant Simeon Mars, Equipment Manager Bill Keightley, Ryan Hogan, Heshimu Evans, Scott Padgett, Nazr Mohammed, Jamaal Magloire, Michael Bradley, Myron Anthony, Allen Edwards, Trainer Eddie Jamiel, Strength Coach Tom Boyd.



KENTUCKY 78, UTAH 69 | MARCH 30, 1998 • SAN ANTONIO

Game Review

Kentucky	Player	MIN	FG	3FG	FT	R	F	A	TO	B	S	TP
Edwards	24	2-7	0-3	0-0	1	0	5	0	0	1	4	
Padgett	33	6-11	1-5	4-4	5	4	1	0	0	0	17	
Mohammed	13	5-9	0-0	0-0	2	4	0	1	2	0	10	
Turner	27	2-5	0-1	2-4	2	0	4	5	0	3	6	
Sheppard	34	7-14	0-2	2-2	4	1	3	2	0	2	16	
Magloire	22	2-3	0-0	3-3	2	4	1	0	3	0	7	
Evans	23	3-4	2-2	2-2	6	1	0	3	1	1	10	
Mills	12	2-4	2-4	2-2	0	0	1	0	0	0	8	
Smith	7	0-0	0-0	0-0	0	0	0	0	0	0	0	
Bradley	5	0-0	0-0	0-0	1	1	0	0	0	0	0	
Team					1							
Totals		29-57	17-15	17-24	15	11	15	6	7	7	78	

Utah	Player	MIN	FG	3FG	FT	R	F	A	TO	B	S	TP
Mottola	28	4-10	1-3	6-6	8	4	0	3	0	0	15	
Jensen	35	5-6	1-1	3-3	2	2	2	1	0	0	14	
Doleac	34	5-12	1-1	4-6	10	2	1	1	2	3	15	
Miller	37	6-15	0-3	4-7	6	5	5	8	0	2	16	
Hansen	32	1-6	0-2	0-0	5	2	1	2	0	3	2	
Johnsen	16	3-4	1-2	0-0	4	0	0	3	0	0	7	
McTavish	3	0-0	0-0	0-0	0	1	2	0	0	0	0	
Jackson	10	0-1	0-1	0-0	0	2	1	0	0	0	0	
Caton	5	0-1	0-1	0-0	0	0	0	0	0	0	0	
Team					4							
Totals		24-55	14-17	22-39	18	12	18	2	8	69		

Halftime: Utah 41, UK 31

Season Recap

The team that became known as the "Comeback Cats," the 1997-98 Kentucky Wildcats captured their second NCAA title in three years after overcoming a 10-point halftime deficit against Utah in the national championship game. UK was 10-3 in games decided by three points or less and 7-1 in games decided by three points or less during the season.

Kentucky's players provided a balanced attack, as all five starters averaged more than nine points per game with senior guard Jeff Sheppard averaging 13.7 points per game and junior center Nazr Mohammed averaging 12.0 points per game. The Wildcats rolled to an 86-56 victory over South Carolina in the SEC Tournament final and then sprinted past South Carolina State, St. Louis and UCLA in the first three rounds of the NCAA Tournament.

Championship Game

Kentucky battled back from a 41-31 halftime deficit to Utah — the largest halftime margin ever overcome in an NCAA title game — to claim the school's seventh national championship before 40,509 fans in the Alamodome.

Utah was propelled to the early lead thanks to a 24-6 rebounding advantage in the first half. But Heshimu Evans sparked the "Comeback Cats" off the bench with seven straight points early in the second half. Later, Final Four Most Outstanding Player Jeff Sheppard canned a baseline jumper with 4:54 remaining to give UK a 65-64 lead. The exhausted Utes then missed 11 consecutive field goals as the Wildcats claimed their second NCAA Championship in three years.

Scott Padgett joined Sheppard on the All-Final Four team after scoring 17 points. UK out-rebounded the Utes 18-15 in the second half.

2011-12 NATIONAL CHAMPIONS



Front Row: Kenny Payne, Orlando Antigua, Brian Long, Sam Malone, Doron Lamb, Marquis Teague, Ryan Harrow, Jarrod Polson, John Calipari, John Robic **Second Row:** Jon Hood, Michael Kidd-Gilchrist, Terrence Jones, Kyle Wiltjer, Anthony Davis, Eloy Vargas, Darius Miller, Twamy Beckham



KENTUCKY 67, KANSAS 59 | APRIL 2, 2012 • NEW ORLEANS

Game Review

Kansas												
Player	MIN	FG	3FG	FT	R	F	A	TO	B	S	TP	
Robinson	36	6-17	0-0	6-7	17	2	1	1	0	0	18	
Withey	32	2-8	0-0	1-1	7	2	1	1	4	2	5	
Taylor	36	8-17	1-1	2-3	4	1	3	5	0	1	19	
Johnson	36	5-13	3-7	0-0	2	1	2	2	0	1	13	
Relford	30	1-6	1-2	1-2	1	5	1	0	0	1	4	
Teahan	17	0-1	0-1	0-0	0	1	1	0	0	0	1	0
Wesley	2	0-0	0-0	0-0	0	0	0	0	0	0	0	0
Young	11	0-0	0-0	0-2	3	4	0	0	1	0	0	0
Team					1							
Totals	22	62	5	11	10	15	3	5	6	9	59	

Kentucky												
Player	MIN	FG	3FG	FT	R	F	A	TO	B	S	TP	
Jones	29	4-7	0-1	1-2	7	4	0	2	2	1	9	
Davis	36	1-10	0-0	4-6	16	2	5	3	6	3	6	
Kidd-Gilchrist	35	4-7	0-1	3-4	6	2	1	1	1	0	11	
Lamb	35	7-12	3-6	5-6	2	2	3	1	0	0	22	
Teague	34	5-14	2-3	2-3	2	2	3	2	0	0	14	
Miller	25	2-5	1-2	0-0	6	2	0	2	2	0	5	
Vargas	3	0-0	0-0	0-0	0	1	0	0	0	0	0	0
Wiltjer	3	0-1	0-1	0-0	0	0	0	0	0	0	0	0
Team					4							
Totals	23	56	6	14	15	12	11	11	4	6	67	

Halftime: UK 41, KU 27

Season Recap

On the heels of a school record 30-win regular season, including a 24-game winning streak and 16-0 mark in league play, Kentucky earned the overall No. 1 seed in the NCAA tournament. The Wildcats defeated in-state rival Louisville, 69-61, to earn a spot in the championship game en route to Kentucky's eighth national title and John Calipari's first.

The Wildcats scoring was as balanced as ever with five players averaging double-figures led by Anthony Davis' 14.2. Doron Lamb (13.7), Terrence Jones (12.3), Michael Kidd-Gilchrist (11.9) and Marquis Teague (10.0) rounded out UK's top five in scoring.

Davis finished with a 10.4 rebounding average and a national-best 4.7 blocks per game shattering the school, SEC and NCAA freshman records for blocks in a season.

Championship Game

Kentucky's top freshman, Anthony Davis, had a rough shooting night, but John Calipari coached this team to a wire-to-wire victory, to cap a season that cried for no less than a championship for their ol' Kentucky home.


Doron Lamb led the Wildcats with 22 points, including back-to-back 3-pointers that put them up by 16 with 10 minutes left.

The Jayhawks, kings of the comeback all season, fought to the finish and trimmed that deficit to five with 1:37 left. But Kentucky made five free throws down the stretch to seal the win.

Michael Kidd-Gilchrist, was another headliner, creating space for himself to score all 11 of his points in the first half.


Davis, meanwhile, might have had the most dominating six-point night in the history of college basketball, earning the nod as the most outstanding player. He finished with 16 rebounds, six blocks, five assists and three steals - and made his only field goal with 5:13 left in the game. It was a surefire illustration of how the 6-foot-10 freshman can exert his will on a game even on a rare night when the shot isn't falling.

HELMS NATIONAL TITLES



1933 Helms National Titlists

Front Row: Biggerstaff, Settle, Gates, Nugent, Tucker, Jackson, Lawrence. **Middle Row:** Coach Rupp, Boles, Kercheval, Davis, Johnson, Darby, Mann, Asst. Coach Miller. **Back Row:** Blair, Davis, Morris, Sale, DeMoisey, Yates, Kreuter, Maxson.



1954 Helms National Titlists


Front Row: Coach Adolph Rupp, Linville Puckett, Jess Curry, Gayle Rose, Clay Evans, Willie Rouse, Dan Chandler, Pete Grigsby, Assistant Coach Harry Lancaster. **Back Row:** Student Manager Mike Dolan, Hugh Coy, Cliff Hagan, Lou Tsiropoulos, Jerry Bird, Phil Grawemeyer, Harold Hurst, Bill Bibb, Frank Ramsey, Bill Evans.

The Helms Athletic Foundation

Founded in Los Angeles in the mid-1930s by Bill Schroeder and Paul Helms, the Helms Foundation researched records to rank the nation's top teams dating back to 1901. From 1939, when the NCAA Tournament started, the Helms and NCAA champions were the same, except for 1939-40-44-54. In addition to its NCAA Championship years of 1948, '49, '51, '58, '78, '96 and '98, Kentucky was named the Helms National Champion in 1933 (20-3) and 1954 (25-0).

Kentucky players Forest Sale (1933) and Leroy Edwards (1935) were named Helms National Players of the Year.


National Helms Player of the Year




FOREST SALE
1933



LEROY EDWARDS
1935



CHAMPIONSHIP COURSES



Adolph Rupp

UK Record: 876-190 (82.2%), 41 years • 1931-72
Alma Mater (Year): Kansas (1923)
Hometown: Halstead, Kan.
Born: Sept. 2, 1901 • **Died:** Dec. 10, 1977 (age 76)

suit" became the winningest coach in all of college basketball. He was an innovator of the fast break, a trademark of the Wildcats even today.

To become the winningest coach in his sport, Rupp passed his mentor, Coach Allen, on March 12, 1966, with his 747th victory against Dayton in the Midwest Regional. He achieved the top ranking when he passed Western Kentucky's E.A. Diddle with victory No. 760 on Feb. 18, 1967, at Mississippi State.

He finished with 876 wins when he retired in 1972, a mark that stood for 25 years until North Carolina's Dean Smith moved ahead in 1997. Among the many UK victories were four NCAA titles (1948, '49, '51 and '58), one Olympic Gold Medal (1948), one NIT Championship (1946), 27 Southeastern Conference titles and his Wildcats were voted No. 1 in the final polls on six different occasions.

Rupp coached some of America's best - Sale, Beard, Groza, Hagan, Ramsey, Cox, Hatton, Nash, Riley and Issel. Thirty-two of his Cats were voted All-Americans 50 times and 52 players were honored 91 times as All-SEC performers.

His teams were unmatched in league play, earning a 400-74 (84.4%) record against SEC competition. In the conference tournament, Rupp's Wildcats were 57-6, winning 13 titles in 19 appearances.

Before the end of his 42-year career, the four-time National Coach of the Year was inducted into the Naismith Hall of Fame in 1969. Rupp also earned SEC Coach of the Year honors on seven occasions.



Joe B. Hall

UK Record: 297-100 (74.8%), 13 years • 1973-85
Overall Record: 373-156 (70.5%), 19 years
Alma Mater (Year): Kentucky (1955)
Born: Nov. 30, 1928 • **Hometown:** Cynthiana, Ky.


"Fabulous Five era." He played one year of junior varsity and one year of varsity basketball before transferring to the University of the South in Sewanee, Tenn., where he finished his eligibility and set a single-game scoring record. Following his college career, Hall toured Europe with the Harlem Globetrotters in 1951, but later returned to UK and completed his degree

requirements. His coaching career began at Shepherdsville (Ky.) High School in 1956. It continued on to Regis College in Denver, where he spent five years (57-50 record), and Central Missouri State, where he recorded a 19-6 mark in one season before returning to UK as an assistant to Rupp on July 1, 1965.

As the UK head coach, Hall won National Coach of the Year honors in 1978 and four SEC Coach of the Year awards. He had seven players win All-America honors 11 times and nine Wildcats were voted All-SEC on 18 occasions.

Hall's squads recorded a 172-62 (73.5%) record versus SEC competition during the regular season, winning eight SEC titles in 13 seasons and one league tournament championship in six tries.

While Coach Rupp witnessed 37 of his players drafted by the NBA, Hall saw 23 players drafted during his 13-year tenure, five in the first round. Retired, Hall still resides in Lexington.



Rick Pitino

UK Record: 219-50 (81.4%), 8 years • 1990-97
Alma Mater (Year): Massachusetts (1974)
Hometown: New York, N.Y.
Born: Sept. 18, 1952

It was a glimpse into the future. The following year, UK finished with the best record in the SEC. Then in 1992, fresh off NCAA probation, the "Unforgettables" took eventual national champion Duke into overtime of the East Regional final before falling 104-103 in what many have labeled "the greatest college basketball game ever played."


In 1993, with Jamal Mashburn leading the charge, UK advanced to the Final Four for the first time in nine years, losing to Michigan in overtime. After an Elite Eight finish in '95, Pitino's squad became the team to beat in '96. Highlights included the school's first league championship in 10 seasons, a 27-game win streak, a top-three ranking nearly the entire season, and the crowning jewel, the school's sixth NCAA title.

After UK lost four players to the NBA Draft, Pitino's task of defending the national championship became more difficult after star-guard Derek Anderson severely injured his knee during the '97 season. But the Cats wouldn't fold, rolling to the title game before losing to Arizona in overtime.

Along the way, Pitino won five of six SEC Tournament Championships, two ECAC Holiday Classics, the Maui Invitational and the Great Alaska Shootout. He had a 104-28 record versus SEC teams, winning two league crowns, and an amazing 17-1 record in the SEC tournament.

He coached three All-Americans and eight All-SEC performers. The NBA drafted eight of his Wildcats, six in the first round, including three lottery picks.

Following the national runner-up trophy in 1997, the former point guard at UMass left UK for the challenge of rebuilding the NBA's Boston Celtics.



Orlando "Tubby" Smith

UK Record: 263-83 (76.0%), 10 years • 1998-2007
Alma Mater (Year): High Point (N.C.) (1973)
Hometown: Scotland, Md.
Born: June 30, 1951

In his 10 seasons in the Bluegrass, Smith won with McDonald's All-Americans and with unheralded prep talent. He won with future NBA stars and with walk-ons from within the Commonwealth. He won with experience and with new players.

In a nutshell, he won. He arrived in Lexington in 1997, and guided Kentucky to one national championship, five SEC crowns and five SEC Tournament titles, with six Sweet 16 finishes in his 10 seasons. He totaled 100 wins quicker than any other Wildcat coach except Hall of Famer Adolph Rupp, reaching the plateau in 130 games. He won 76 percent of his games despite playing a schedule that annually ranked among the nation's best.

In NCAA Tournament play, Smith finished his career at UK with the sixth-best winning percentage (.690) among active coaches, trailing Duke's Mike Krzyzewski and Michigan State's Tom Izzo, among others, with a sterling 29-13 record.

Even more impressive, Smith averaged nearly 26 wins per season at Kentucky. In the SEC Tournament, he was 20-5 at UK, and he won a league championship seven times in his 10 years as head coach.

A former UK media guide began, "In the storied land of Kentucky Colonels, there dwelled but one Baron, a man of consummate pride and a molder of powerful teams which for more than four decades made the name University of Kentucky synonymous with the game of basketball."

Tutored by the great Phog Allen at Kansas and a student of the game under Dr. James Naismith, Rupp learned his craft at an early age. After leaving the high school ranks in Freeport, Ill., to take the UK job in 1930, the "man in the brown suit" became the winningest coach in all of college basketball. He was an innovator of the fast break, a trademark of the Wildcats even today.

Joe B. Hall, who grew up just 20 minutes north of the University of Kentucky campus in Cynthiana, had the unenviable task of following the legendary Adolph Rupp, who was forced to retire at age 70. But Hall, the former Rupp assistant, met the challenge head on, coaching three teams to the Final Four (1975, '78 and '84) and winning the 1978 NCAA Championship, the school's fifth title and first in 20 seasons.

Hall began his association with Kentucky as a student-athlete during the "Fabulous Five era." He played one year of junior varsity and one year of varsity basketball before transferring to the University of the South in Sewanee, Tenn., where he finished his eligibility and set a single-game scoring record. Following his college career, Hall toured Europe with the Harlem Globetrotters in 1951, but later returned to UK and completed his degree

Promising to win right away, the 36-year-old coach from the New York Knicks accepted the challenge of rebuilding the Kentucky basketball dynasty. Pitino came to UK with impressive credentials, having rebuilt Boston U., Providence and the Knicks. His first UK team, "Pitino's Bombinos," shocked the college basketball world by defeating Shaquille O'Neal, Chris Jackson and the No. 9-ranked LSU Tigers in Lexington en route to a surprising 14-14 record in 1989-90.

It was a glimpse into the future. The following year, UK finished with the best record in the SEC. Then in 1992, fresh off NCAA probation, the "Unforgettables" took eventual national champion Duke into overtime of the East Regional final before falling 104-103 in what many have labeled "the greatest college basketball game ever played."

In 1993, with Jamal Mashburn leading the charge, UK advanced to the Final Four for the first time in nine years, losing to Michigan in overtime. After an Elite Eight finish in '95, Pitino's squad became the team to beat in '96. Highlights included the school's first league championship in 10 seasons, a 27-game win streak, a top-three ranking nearly the entire season, and the crowning jewel, the school's sixth NCAA title.

After UK lost four players to the NBA Draft, Pitino's task of defending the national championship became more difficult after star-guard Derek Anderson severely injured his knee during the '97 season. But the Cats wouldn't fold, rolling to the title game before losing to Arizona in overtime.

Along the way, Pitino won five of six SEC Tournament Championships, two ECAC Holiday Classics, the Maui Invitational and the Great Alaska Shootout. He had a 104-28 record versus SEC teams, winning two league crowns, and an amazing 17-1 record in the SEC tournament.

He coached three All-Americans and eight All-SEC performers. The NBA drafted eight of his Wildcats, six in the first round, including three lottery picks.

Following the national runner-up trophy in 1997, the former point guard at UMass left UK for the challenge of rebuilding the NBA's Boston Celtics.

As Kentucky made its run to the NCAA's 2005 Elite Eight, national media members began to notice unusual traits about Tubby Smith's latest group of Wildcats. For instance, no player scored 15 or more points a game. No one averaged eight rebounds. As many as 13 players routinely saw action, often in the first half alone.

This team was selfless and versatile, yet extremely competitive, just like its coach, Orlando "Tubby" Smith.

In his 10 seasons in the Bluegrass, Smith won with McDonald's All-Americans and with unheralded prep talent. He won with future NBA stars and with walk-ons from within the Commonwealth. He won with experience and with new players.

In a nutshell, he won. He arrived in Lexington in 1997, and guided Kentucky to one national championship, five SEC crowns and five SEC Tournament titles, with six Sweet 16 finishes in his 10 seasons. He totaled 100 wins quicker than any other Wildcat coach except Hall of Famer Adolph Rupp, reaching the plateau in 130 games. He won 76 percent of his games despite playing a schedule that annually ranked among the nation's best.

In NCAA Tournament play, Smith finished his career at UK with the sixth-best winning percentage (.690) among active coaches, trailing Duke's Mike Krzyzewski and Michigan State's Tom Izzo, among others, with a sterling 29-13 record.

Even more impressive, Smith averaged nearly 26 wins per season at Kentucky. In the SEC Tournament, he was 20-5 at UK, and he won a league championship seven times in his 10 years as head coach.

2014 - 2015 KENTUCKY MEN'S BASKETBALL



John Calipari

UK Record: 152-37 (80.4%), 5 years • 2010-Pres.
Alma Mater (Year): Clarion (1982)
Hometown: Moon Township, Pa.
Born: Feb. 10, 1959

Kentucky head coach John Calipari reached the mountaintop in his third year in Lexington, guiding Kentucky to its eighth national championship and 15th Final Four. In doing so, he claimed his first national championship and his fourth appearance in the Final Four. He is one of only two coaches to lead three different schools to a Final Four (UMass-1996; Memphis-2008; Kentucky-2011, '12).

The Wildcats rode the trademark hard-nosed Calipari defense to the title, finishing the season with the nation's top-ranked team in field goal pct. defense and blocked shots.

Kentucky lost three members of its 2011 Final Four team (two to the draft, one to graduation), but Calipari reloaded with the nation's top-ranked recruiting class for the third straight season. Included in the class were eventual National Player of the Year Anthony Davis and All-American Michael Kidd-Gilchrist.

En route to the national championship, Calipari guided the Wildcats to an NCAA record tying 38 wins, a perfect 16-0 mark in the Southeastern Conference, earning the school's 45th SEC championship and extended his winning streak in Rupp Arena to 51-straight games.

Prior to guiding Kentucky to its eighth championship, Calipari quickly returned the greatest tradition in all of college basketball to its rightful spot.

After pulling in the top-ranked recruiting class in the country upon arrival, Cal led UK back to the No. 1 spot in the country for the first time since the 2003 season, guiding the Wildcats to both the SEC regular season and tournament titles and an appearance in the Elite Eight.

Five Wildcats made history at the NBA Draft that year, with all five going in the first round for the first time in NBA Draft history.

In his second season, Calipari's Cats once again claimed the SEC Tournament title and made a memorable run in the NCAA Tournament culminating in the school's 14th Final Four.

Coaching Summary

Years	Name	Tenure	Won	Lost	Pct.	Best Season
1903-09	W.W.H. Mustaine and Others	7	21	35	.375	
1910	E.R. Sweetland & R.E. Spahr	1	4	8	.333	
1911	H.J. Iddings	1	5	6	.454	5-6 in 1911
1912	E.R. Sweetland	1	9	0	1.000	9-0 in 1912
1913	J.J. Tigert	1	5	3	.625	5-3 in 1913
1914-15	Alpha Brumage	2	19	7	.731	12-2 in 1914
1916	James Park	1	8	6	.571	8-6 in 1916
1917	W.P. Tuttle	1	4	6	.400	4-6 in 1917
1918	S.A. Boles	1	9	2-1	.792	9-2-1 in 1918
1919	Andrew Gill	1	6	8	.428	6-8 in 1919
1920-24	George Buchheit	5	44	27	.619	13-1 in 1921
1925	C.O. Applegan	1	13	8	.619	13-8 in 1925
1926	Ray Eklund	1	15	3	.833	15-3 in 1926
1927	Basil Hayden	1	3	13	.187	3-13 in 1927
1929-30	John Mauer	3	40	14	.740	16-3 in 1930
1931-72	Adolph Rupp	+42	876	190	.822	25-0 in 1954
1973-85	Joe B. Hall	13	297	100	.748	30-2 in 1978
1986-89	Eddie Sutton	4	# 88	39	.693	32-4 in 1986
1990-97	Rick Pitino	8	219	50	.814	34-2 in 1996
1998-07	Orlando "Tubby" Smith	10	263	83	.760	35-4 in 1998
2008-09	Billy Gillispie	2	40	27	.597	22-14 in 2009
2010-present	John Calipari	5	152	37	.804	38-2 in 2012

22 Coaches In 112 Seasons

Games Won—2,140, Lost—672, Tied—1

* Unique tie game resulted from scorer's error discovered after game.

+ No schedule played in 1953 — Rupp's record for 41 seasons. Five wins in 1966 International Universities Tournament in Israel not included in team totals.

« Basketball at UK reportedly started when W.W.H. Mustaine called together some students, took up a collection totaling \$3 for a ball and told them to start playing. There was no official coach from 1903 until 1910. Managers ran the team.

Three games from 1988 NCAA Tournament vacated by decree of NCAA.

National Coach of the Year

Adolph Rupp - 1959 (UPI)	Adolph Rupp - 1970 (TSN)	Eddie Sutton - 1986 (AP, NABC)	Rick Pitino - 1991 (Sporting News)	Tubby Smith - 2003 (AP, NABC, USBWA, Naismith, Sporting News, CBS/Chevrolet, Basketball Times)	Tubby Smith - 2005 (Jim Phelan Award)
Adolph Rupp - 1966 (UPI, USBWA, TSN)	Joe B. Hall - 1978 (Kellogg's)	Rick Pitino - 1990 (Basketball Times)	Tubby Smith - 1998 (Basketball Weekly)		John Calipari - 2010 (Adolph Rupp Cup)

Southeastern Conference Coach of the Year

Adolph Rupp	AP	UPI	Coaches	Joe B. Hall	AP	UPI	Coaches	Tubby Smith	AP	UPI	Coaches
	1964	1968	1964		1975		1973		1998		2003
	1966	1969	1966				1975		2003		2005
	1968	1970	1968				1978		2005		
	1970	1971	1969				1983	Billy Gillispie			2008
	1971		1970	Eddie Sutton	1986	1986		John Calipari	2010		2012
			1971	Rick Pitino	1991	1990	1996		2012		
			1972		1996						

Winged Foot Award

(Given annually since 1996 by the New York

Athletic Club to the coach of the

NCAA Champions)

Rick Pitino - 1996

Tubby Smith - 1998

John Calipari - 2012

RETIRED JERSEYS

As the videotape rolls through the history of the Kentucky basketball program, the highlights are countless.

Eight national championships. Numerous Southeastern Conference titles. Last-second shots. The trophies. The net cutting. Victory upon victory. The pictures and images continue to roll.

Year after year, the Wildcats have defended national championships and produced a host of All-Americans. The UK program also has stocked the NBA with top young talent.

But the ultimate honor for a Wildcat player or coach is to have his jersey retired. Through the years, 42 former players, coaches and contributors have received this recognition.

According to former UK sports information

director Russell Rice, the first jersey retired was Layton "Mickey" Rouse, an All-SEC guard who captained the 1940 UK squad. At the annual banquet following the season, Coach Adolph Rupp surprised Rouse when he presented him his entire uniform.

Following the 1949 season, Rupp honored the four seniors from the back-to-back national championship teams — Cliff Barker, Ralph Beard, Alex Groza and Wallace "Wah, Wah" Jones, along with 1948 team captain Kenny Rollins — by retiring their jerseys and stating that their numbers would never be worn again by a Kentucky player. It was then that they were tagged "the Fabulous Five" after Rupp made mention there would never be another team that "fabulous."











































However, with the streamlining of jersey numbers by the NCAA, the jerseys are retired but the numbers remain active.

Two contributors have been selected for the basketball program's highest honor, including the late Cawood Ledford, the radio "Voice of the Wildcats" for 39 years. In 1997, Bill Keightley, the lovable and dedicated equipment manager known as "Mr. Wildcat," also was selected. And the great coaches have been honored as well — Rupp, Hall and Pitino.

Each selection has been presented with a framed jersey and a banner proudly hung from the Rupp Arena rafters.


And as the film clip continues, there's sure to be a sequel in the works.

In recognition of outstanding contributions to the University of Kentucky basketball program, the UK Athletics Department has retired jerseys honoring the following:

 Basil Hayden 1920-21-22	 56 - Burgess Carey 1925-26	 Carey Spicer 1929-30-31	 Adolph Rupp Head Coach - 1931-72	 Forest "Aggie" Sale 1931-32-33	 7 - John "Frenchy" DeMoisey 1932-33-34	 4 - Layton "Mickey" Rouse 1938-39-40	 *26 - Kenny Rollins 1943-47-48	 *15 - Alex Groza 1945-47-48-49
 *12 - Ralph Beard 1946-47-48-49	 *27 - Wallace Jones 1946-47-48-49	 *22 - Cliff Barker 1947-48-49	 77 - Bill Spivey 1950-51	 *30 - Frank Ramsey 1951-52-54	 *6 - Cliff Hagan 1951-52-54	 *16 - Lou Tsioropoulos 1951-52-54	 *42 - Billy Evans 1952-54-55	 *20 - Gayle Rose 1952-54-55
 Cawood Ledford "Voice of the Wildcats" 1953-92	 *22 - Jerry Bird 1954-55-56	 *44 - Phil Grawemeyer 1954-55-56	 50 - Bob Burrow 1955-56	 52 - Vernon Hatton 1956-57-58	 24 - Johnny Cox 1957-58-59	 Bill Keightley "Mr. Wildcat" Equipment Manager 1962-2008	 44 - Cotton Nash 1962-63-64	 10 - Louie Dampier 1965-66-67
 42 - Pat Riley 1965-66-67	 44 - Dan Issel 1968-69-70 UK's All-Time Leading Scorer	 Coach Joe B. Hall Head Coach - 1973-85	 35 - Kevin Grevey 1973-74-75	 21 - Jack Givens 1975-76-77-78	 53 - Rick Robey 1975-76-77-78	 4 - Kyle Macy 1978-79-80	 31 - Sam Bowie 1980-81, 84	 34 - Kenny Walker 1983-84-85-86
 32 - Richie Farmer 1989-90-91-92	 12 - Deron Fildhaus 1989-90-91-92	 34 - John Pophry 1989-90-91-92	 11 - Sean Woods 1990-91-92	 24 - Jamal Mashburn 1991-92-93	 Rick Pitino Head Coach - 1990-97			

★ Member of "The Fabulous Five," 1948 National Champions & Olympic Gold Medalists

* Member of 1954 Undefeated National Champions



ALL-TIME LETTERMEN

2014 - 2015 KENTUCKY MEN'S BASKETBALL

A

Allan Abramson (Mgr.) (1944)
 John Adams (1963, 64, 65)
 Don Adkins (1963, 64, 65)
 Earl Adkins (1955, 57, 58)
 Paul Adkins (1921, 22)
 Marvin Akers (1941, 42, 43)
 Charles Alberts (1925, 26)
 Charles Aleksinas (1978)
 Ermal Allen (1940, 41, 42)
 Shagari Alleyne (2004, 05, 06)
 Ed Allin (1945)
 Desmond Allison (1999, 00)
 Sean Alteri (Mgr.) (1997)
 Carl Althaus (1943)
 H.M. Amoss (1904)
 Derek Anderson (1996, 97)
 Dwight Anderson (1979)
 Mildred Anderson (1934, 35, 36)
 Jim Andrews (1971, 72, 73)
 Paul Andrews (1984, 85, 86, 87)
 Lee Andrus (1903, 04)
 Myron Anthony (1998)
 Phil Armento (1967, 68, 69)
 R.H. Argent (1904)
 Jay Atkerson (Mgr.) (1957, 58, 59)
 Randy Azbill (Mgr.) (1984, 85)
 Kelenna Azubuike (2003, 04, 05)

B

H.A. Babb (Mgr.) (1911)
 Adrian Back (1942)
 Stanley Baer (1905, 06, 07)
 Scotty Baesler (1962, 63)
 Mike Ballenger (1982)
 R.C. Barbee (1906, 07, 09)
 Antwain Barbour (2003, 04)
 Cliff Barker (1947, 48, 49)
 Bill Barlow (1943)
 B. Barnett (1911, 12, 13)
 Dale Barnstable (1947, 48, 49, 50)
 Bobby Barton (Mgr.) (1967)
 Will Barton (Mgr.) (2010, 11, 12, 14)
 Arthur Bash (1918)
 Arthur Bastin (1918)
 Dickey Beal (1981, 82, 83, 84)
 Ralph Beard (1946, 47, 48, 49)
 Bret Bearup (1981, 83, 84, 85)
 Todd Bearup (1991)
 Ed Beck (1956, 57, 58)
 Twany Beckham (2012, 13)
 Cecil Bell (1931)
 Winston Bennett (1984, 85, 86, 88)
 Cliff Berger (1966, 67, 68)
 Henry Besuden (1926)
 Bill Bibb (1954)
 Arthur Bicknell (1940)
 Doug Billips (Mgr.) (1969, 70)
 Jerry Bird (1954, 55, 56)
 James Blackmon (1984, 85, 86, 87)
 Crittenden Blair (1934)
 Eric Bledsoe (2010)
 J.P. Blevins (1999, 2000, 01, 02)
 Harry Bliss (1935)
 Keith Bogans (2000, 01, 02, 03)
 J. David Bolen (Mgr.) (1996, 97, 98)
 Ralph Boren (1924)
 Brad Bounds (1966, 67)
 Sam Bowie (1980, 81, 84)
 Junior Braddy (1990, 91, 92, 93)
 Michael Bradley (1998, 99)
 Ramel Bradley (2005, 06, 07, 08)
 Bob Brannum (1944, 47)

Jeff Brassow (1990, 91, 93, 94)
 D.P. Branson (1905, 06)
 Wayne Breeden (Mgr.) (1983)
 John Brewer (1955, 56, 57)
 Leo Brewer (1908)
 Melvin Brewer (1941, 42, 43)
 G.C. Bridges (1910)
 Chris Briggs (Mgr.) (2002, 03, 04)
 Jake Bronston (1930, 31)
 Dale Brown (1992, 93)
 Steve Bruce (1987)
 T.R. Bryant (1905, 06, 07)
 Nathaniel Buis (1944)
 Carey Burchett (Mgr.) (1934)
 Carroll Burchett (1960, 61, 62)
 L.S. Burhham (1919, 20, 22, 23)
 Bob Burrow (1955, 56)
 Bill Busey (1968)
 Kirk Byars (Mgr.) (1963)
 Leroy Byrd (1984, 85, 86)

C

Craig Callihan (Mgr.) (2008, 09, 10)
 Gerry Calvert (1955, 56, 57)
 Jules Camara (1999, 2000, 02, 03)
 George Campbell (Mgr.) (1935)
 Kenton Campbell (1945, 46)
 Patrick Campbell (1917, 18)
 Will Campbell (Mgr.) (2007, 08, 09, 10)
 Burgess Carey (1925, 26)
 Ralph Carlisle (1935, 36, 37)
 Armiel Carman (Mgr.) (1916)
 Josh Carrier (2002, 03, 04, 05)
 Rashaad Carruth (2002)
 Jared Carter (2006, 07, 08, 09)
 Dwane Casey (1976, 77, 78, 79)
 Mike Casey (1968, 69, 71)
 Billy Ray Cassidy (1956, 57, 58)
Willie Cauley-Stein (2013, 14)
 J.S. Chambers (Mgr.) (1909)
 Rex Chapman (1987, 88)
 Truman Claytor (1976, 77, 78, 79)
 Steve Clevenger (1966, 67, 68)
 Marion Cluggish (1938, 39, 40)
 Bennie Coffman (1959, 60)
 Sid Cohen (1959, 60)
 L. Collinsworth (1956, 57, 58)
 Carl Combs (1940)
 Cecil Combs (1928, 29, 30)
 Charles Combs (1938)
 Larry Conley (1964, 65, 66)
 Jimmy Dan Conner (1973, 74, 75)
 Joe Coons (1905)
 Anthony Cooper (1990)
 Bernard Coté (2003, 04)
 Mark Coury (2007, 08)
 DeMarcus Cousins (2010)
 Fred Cowan (1978, 79, 80, 81)
 Jeremiah Cox (Mgr.) (2004, 05, 06)
 Johnny Cox (1957, 58, 59)
 Hugh Coy (1954)
 Joe Crawford (2005, 06, 07, 08)
 John Crigler (1956, 57, 58)
 George Critz (1964)
 Larry Crosby (Mgr.) (1965)
 John S. Crosthwaite (1910)
 Albert Cummins (1947)
 Fred Curtis (1937, 38, 39)

D

Louie Dampier (1965, 66, 67)
 Erik Daniels (2001, 02, 03, 04)

Darrell Darby (1931, 32, 33)
 Howard Dardeen (1959)
 Ed Davender (1985, 86, 87, 88)
 Anthony Davis (2012)
 A.J. Davis (Mgr.) (2006)
 Berkley Davis (1934)
 Bruce Davis (1936)
 Johnathon Davis (1989, 90, 91)
 Mulford Davis (1943, 46, 47)
 Robert Davis (1937)
 William Davis (1933, 34)
 David Deaton (Mgr.) (1989)
 Ted Deeken (1962, 63, 64)
 Claire Dees (1927, 28, 29)
 Tony Delk (1993, 94, 95, 96)
 John "Frenchy" DeMoisey (1932, 33, 34)
 Truitt DeMoisey (1944)
 Harry Denham (1939)
 Rodney Dent (1993, 94)
 Jim Dinwiddie (1969, 70, 71)
 J.A. Dishman (1918, 19)
 Darnell Dodson (2010)
 A.L. Dolan (1906)
 Mike Dolan (Mgr.) (1952, 54)
 Warfield Donohue (1935, 36, 37)
 H.H. Downing (1908)
 Pat Doyle (1963)
 Rick Drewitz (1972, 73, 74)
 Hunter Durham (Mgr.) (1961, 62)
 James Durham (1945)

E

Ray Edelman (1972, 73, 74)
 Allen Edwards (1995, 96, 97, 98)
 Leroy Edwards (1935)
 Michael Elgien (Mgr.) (2014)
 Russell Ellington (1935, 36)
 LeRon Ellis (1988, 89)
 Randy Embry (1963, 64, 65)
 Kenneth England (1941, 42)
 Anthony Epps (1994, 95, 96, 97)
 Marquis Estill (2001, 02, 03)
 Bill Evans (1952, 54, 55)
 Heshimu Evans (1998, 99)
 Mark Evans (Mgr.) (2010, 11, 12)
 William Evans (Mgr.) (1942)
 J.C. Everett (1919, 20)

F

H.L. Farmer (1912, 13)
 Richie Farmer (1989, 90, 91, 92)
 Keith Farnsely (1939, 40, 41)
 John Farris (Mgr.) (1992, 94, 95)
 J.B. Faulconer (Mgr.) (1939)
 Allen Feldhaus (1960, 61, 62)
 Deron Feldhaus (1989, 90, 91, 92)
 John Ferguson (Mgr.) (1971)
 Fred Fest (1923)
 Gerald Fitch (2001, 02, 03, 04)
 Garrett Fitzpatrick (Mgr.) (1941)
 George Fletcher (Mgr.) (1980, 81)
EJ Floreal (2014)
 Chigger Flynn (Mgr.) (1956)
 Mike Flynn (1973, 74, 75)
 Bob Fowler (1976)
 Travis Ford (1992, 93, 94)
 W.C. Fox (1907, 08, 09)
 Jeremy French (Mgr.) (2007, 08, 09)

G

J.H. Gaiser (1910, 11, 12)
 Kevin Galloway (2009)

Gary Gamble (1966, 67, 68)
 Kenneth Gayheart (Mgr.) (1990, 91, 92, 94)
 Robert Gayheart (Mgr.) (1989)
 D.J. Geddes (Mgr.) (2001, 02, 03, 04, 05)
 Chris Gettelfinger (1980, 81)
 Elmer Gilb (1929)
 Jeff Ginnan (1989)
 Jack Givens (1975, 76, 77, 78)
 Max Glickman (1918)
 James Goforth (1935, 36, 37)
 Zach Goines (Mgr.) (1996, 97, 98, 99)
 James Goodman (1938, 39)
 Steve Goodson (Mgr.) (2002, 03, 04, 05)
 Archie Goodwin (2013)
 Phil Growemeyer (1954, 55, 56)
 Sean Gray (Mgr.) (1994, 95, 96, 97)
 Kevin Grevey (1973, 74, 75)
 William Griffith (Mgr.) (1929)
 Alex Groza (1945, 47, 48, 49)
 George Gumbert (1914, 15, 16)
 Bob Guyette (1973, 74, 75)
 J. White Guyn (1904)

H

Cliff Hagan (1951, 52, 54)
 Joseph Hagan (1936, 37, 38)
 Jerry Hale (1973, 74, 75)
 Dan Hall (1975)
 Mark Halsell (2009)
 Bill Hamm (1943)
 Reggie Hanson (1988, 89, 90, 91)
 Roger Harden (1983, 84, 85, 86)
 Philip Haring (Mgr.) (1936, 38)
 Sam Harper (1963, 64)
 Tom Harper (1964)
 Carson Harreld (Mgr.) (1965, 66)
 Josh Harrellson (2009, 10, 11)
 Ramon Harris (2007, 08, 09, 10)
Aaron Harrison (2014)
Andrew Harrison (2014)
 Chris Harrison (92, 93, 94, 95)
 W.C. Harrison (1911, 12)
 Ryan Harrow (2013)
 D.W. Hart (1911, 12, 16)
 Merion Haskins (1975, 76, 77)
 Robert Hatchett (Mgr.) (2012, 13, 14)
 Vernon Hatton (1956, 57, 58)
 Cliff Hawkins (2001, 02, 03, 04)
Dominique Hawkins (2014)
 Basil Hayden (1920, 21, 22)
 Chuck Hayes (2002, 03, 04, 05)
 Elmo Head (1937, 38, 39)
 Matt Heissenbuttel (2001, 02, 03, 04)
 Tom Heitz (1980, 82, 83, 84)
 G. Foster Helm (1925, 27)
 J.H. Herman (1906)
 Will Herschelmann (Mgr.) (2006, 07, 08, 09)
 Walter Hirsch (1949, 50, 51)
 Walter Hodge (1937)
 Ryan Hogan (1998, 99)
 Joe Holand (1946, 47, 48)
 Joey Holland (1976)
 Kent Hollenbeck (1970, 71, 72)
 Jon Hood (2010, 11, 13, 14)
 Derrick Hord (1980, 81, 82, 83)
 Aaron Howard (Mgr.) (1998, 99, 2000, 01, 02)
 Mike Howard (Mgr.) (1996, 97, 98)
 Dick Howe (1957, 58)

2014 - 2015 KENTUCKY MEN'S BASKETBALL

Lee Huber (1939, 40, 41)
C.T. Hughes (1924, 25)
Lowell Hughes (1958, 59)
Harry Hurd (1962)
Charles Hurt (1980, 81, 82, 83)

I
R.Y. Ireland (1916, 17)
Charles Ishmael (1963, 64)
Dan Issel (1968, 69, 70)

J
Ralph Jackowski (1938)
Thad Jaracz (1966, 67, 68)
Derrick Jasper (2007, 08)
Irvine Jeffries (1928)
Cedric Jenkins (1985, 86, 87, 88)
Paul Jenkins (1926, 27, 28)
Ned Jennings (1959, 60, 61)
Herbert Jerome (1934)
Danny Jett (Mgr.) (2003)
Dakari Johnson (2014)
Ellis Johnson (1931, 32, 33)
Larry Johnson (1974, 75, 76, 77)
Phil Johnson (1956, 58, 59)
Walter Johnson (1944)
Chris Jones (1989)
Terrence Jones (2011, 12)
Wallace Jones (1946, 47, 48, 49)
James Jordan (1947, 48)
David Judy (Mgr.) (2000, 01 02)

K
Pat Kelly (1905)
William P. Kemper (Mgr.) (1905)
Brady Kennedy (Mgr.) (2013, 14)
Ron Kennett (1964)
Stan Key (1970, 71, 72)
Michael Kidd-Gilchrist (2012)
Jeff Kidder (Mgr.) (1989)
James King (1940, 41, 42)
William King (1921, 22, 24)
A.M. Kirby (1907)
William Kleiser (1932)
Edwin Knadler (1927)
Brandon Knight (2011)
Mark Krebs (2008, 09, 10)
Howard Kreuter (1932, 33)
Tommy Kron (1964, 65, 66)

L
Art Laib (1968)
Doron Lamb (2011, 12)
Ed Lander (1942, 43)
Bo Lanter (1980, 81, 82)
Tod Lanter (2013, 14)
Jason Lathrem (1996)
Bob Lavin (1920, 21, 22)
Dave Lawrence (1933, 34, 35)
Roger Layne (1951)
James Lee (1975, 76, 77, 78)
Marcus Lee (2014)
Ken Lehkamp (Mgr.) (1956, 57)
Jim LeMaster (1966, 67, 68)
Preston LeMaster (2003, 04, 05, 06)
Larry Lentz (1966)
Morris Levin (Mgr.) (1931)
Garland Lewis (1934, 35, 36)
Billy Ray Lickert (1959, 60, 61)
DeAndre Liggins (2009, 10, 11)
James Line (1947, 48, 49, 50)
Shelby Linville (1950, 51, 52)
Zach Lipson (Mgr.) (2011, 12)

Ercel Little (1932)
Steve Lochmueller (1973, 74)
Robert Lock (1985, 86, 87, 88)
Brian Long (2012, 13, 14)
Dutch Longworth (1917)
Ronnie Lyons (1972, 73, 74)

M
Kyle Macy (1978, 79, 80)
Richard Madison (1985, 86, 87, 88)
Jamaal Magloire (1997, 98, 99, 00)
Sam Malone (2012, 13, 14)
Eric Manuel (1988)
Dustin Marr (Mgr.) (2006, 07, 08)
B.G. Marsh (1918)
Will Martin (Mgr.) (2009, 10, 11, 12)
Gimel Martinez (1991, 92, 93, 94)
F.L. Marx (1910, 11)
Jamal Mashburn (1991, 92, 93)
Steve Masiello (1997, 98, 99, 2000)
Luke Mason (Mgr.) (2007, 08)
Jim Master (1981, 82, 83, 84)
James Mathewson (1942)
Charles Maxson (Mgr.) (1933)
Jack May (Mgr.) (1935, 36)
Julius Mays (2013)
John McAdam (Mgr.) (1970)
Paul McBrayer (1928, 29, 30)
Walter McCarty (1994, 95, 96)
Bob McCowan (1969, 72)
Jim McDonald (1960, 61, 62)
James McFarland (1924, 25, 26)
Skip McGaw (1990)
Lawrence McGinnis (1928, 29, 30)
Louis McGinnis (1929, 30, 31)
Dan McHale (Mgr.) (1998, 99, 2000, 01)
James McIntosh (1937)
Troy McKinley (1982, 83, 84, 85)
J. McKinney (Mgr.) (1936, 37)
C.F. Meadors (1912)
Jodie Meeks (2007, 08, 09)
Ron Mercer (1996, 97)
Hub Metry (Mgr.) (1964, 65)
Brett Miller (Mgr.) (2010, 11, 12)
Darius Miller (2009, 10, 11, 12)
Derrick Miller (1987, 88, 89, 90)
Cameron Mills (1995, 96, 97, 98)
Chris Mills (1989)
Don Mills (1958, 59, 60)
Ray Mills (1955, 56, 57)
Terry Mills (1969, 70, 71)
Stanley Milward (1928, 29, 30)
Will Milward (1924, 25)
Dirk Minniefield (1980, 81, 82, 83)
Terry Mobley (1963, 64, 65)
Nazr Mohammed (1996, 97, 98)
Gayle Mohnney (1926)
Bob Moore (Mgr.) (1950, 51, 52)
Caleb Moore (Mgr.) (2000, 01, 02, 03)
Eric Moore (Mgr.) (1989)
Ralph Morgan (1913, 14, 15)
Jonathan Morris (Mgr.) (2005)
Randolph Morris (2005, 06, 07)
Jeff Morrow (Mgr.) (1989, 90, 91, 92)
Tom Moseley (1944)
Ravi Moss (2003, 04, 05, 06)
Kevin Murphy (Mgr.) (1998, 99, 2000)
Zach Murphy (Mgr.) (2005, 06, 07, 08)

N
Cotton Nash (1962, 63, 64)
Alonzo Nelson (1945)
Roger Newman (1961)
C.M. Newton (1951)
Tommy Nichols (1936)
Brad Noe (Mgr.) (2006)
Nerlens Noel (2013)
Paul Noel (1943)
Randy Noll (1970)


O
Lukasz Obrzut (2004, 05, 06, 07)
Dan Omlor (Mgr.) (1964)
Bernard Oppen (1937, 38, 39)
Andrew Ortelli (Mgr.) (2012, 13, 14)
Daniel Orton (2010)
Hays Owens (1928, 29, 30)

P
Scott Padgett (1995, 97, 98, 99)
Harold Park (Mgr.) (1945)
James Park (1914)
Clyde Parker (1943)
Ed Parker (Mgr.) (1919)
J. Ed Parker (1945, 46, 47)
Jason Parker (2001)
Tom Parker (1970, 71, 72)
Jack Parkinson (1944, 45, 46, 48)
Michael Parks (1990)
Dick Parsons (1959, 60, 61)
Patrick Patterson (2008, 09, 10)
Tom Payne (1971)
Bart Peak (1917)
Leonard Pearson (1950)
John Pelphrey (1989, 90, 91, 92)
Doug Pendergraft (1962)
E.S. Penick (1943)
Blake Perkins (Mgr.) (2013, 14)
Bobby Perry (2004, 05, 06, 07)
Dwight Perry (2007, 08, 09)
Dan Perry (1972)
George Perry (Mgr.) (1954)
Mike Phillips (1975, 76, 77, 78)
Frank Phipps (1927)
Wayne Plummer (1909)
Jarrod Polson (2011, 12, 13, 14)
Randy Pool (1968, 69)
Stacey Poole (2011)
Mark Pope (1995, 96)
Michael Porter (2007, 08, 09)
Tommy Porter (1966, 67, 68)
Shelby Post (1908, 09)
Sam Potter (1934)
William Poyntz (1921, 23)
Alex Poythress (2013, 14)
Mike Pratt (1968, 69, 70)
R.C. Preston (1911, 12, 13, 14)
Dwight Price (1951)
Jared Prickett (1993, 94, 95, 97)
Tayshaun Prince (1999, 2000, 01, 02)
Linville Puckett (1954)
Larry Pursiful (1960, 61, 62)

R
Frank Ramsey (1951, 52, 54)
Lloyd Ramsey (1941, 42)
Tripp Ramsey (Mgr.) (1976, 77)
Julius Randle (2014)
Robert Reynolds (1932)
Rodrick Rhodes (1993, 94, 95)
A.T. Rice (1923, 24)

S.H. Ridgeway (1920, 21)
Andre Riddick (1992, 93, 94, 95)
Carl Riefkin (1923, 24)
Pat Riley (1965, 66, 67)
R.N. Roark (1904)
Roy Roberts (1962, 63)
Rick Robey (1975, 76, 77, 78)
Al Robinson (1959)
William "Doc" Rodes (1917)
William Rodes (1909, 10)
Andrew Rogers (Mgr.) (2010)
Karl Rohs (1925)
Don Rolfe (1963)
Kenneth Rollins (1943, 47, 48)
Rajon Rondo (2005, 06)
Van Buren Ropke (1927)
Gayle Rose (1952, 54, 55)
Harold Ross (1956, 57, 58)
Ben Roth (Mgr.) (1915)
Layton Rouse (1938, 39, 40)
Willie Rouse (1954)
Herky Rupp (1961)
Tony Russell (Mgr.) (1994, 95, 96, 97)

S
Forest Sale (1931, 32, 33)
Chad Sanders (Mgr.) (2007, 08, 09, 10)
Matt Scherbenske (2008)
Charles Schrader (1914, 17)
Wilber Schu (1944, 45, 46)
Herschel Scott (1913, 14, 15)
Mike Scott (1987, 88, 89)
Jason Seamonds (Mgr.) (1998, 99)
Cory Sears (2001, 02)
Brian Sensibaugh (Mgr.) (2014)
Jim Server (1915, 16)
Evan Settle (1933, 34)
A.P. Shanklin (1918)
Shelby Shanklin (1908)
James Sharpe (1927)
Jeff Sheppard (1994, 95, 96, 98)
Jay Shidler (1977, 78, 79, 80)
Terry Shigg (1987)
Oliver Simmons (1996)
Glenn Sims (Mgr.) (1973)
Rekalin Sims (2006)
George Skinner (1933)
Landon Slone (2009)
Bobby Slusher (1959)
Adrian Smith (1957, 58)
Bill Smith (1956, 57, 58)
Doug Smith (Mgr.) (2006)
G.J. Smith (1973, 74, 75)
G.K. Smith (1921, 23)
Saul Smith (1998, 99, 00, 01)
Mark Soderberg (1970)
Patrick Sparks (2005, 06)
Carey Spicer (1929, 30, 31)
Bill Spivey (1950, 51)
Vincent Splane (1942)
Carl Staker (1940, 41, 42)
Larry Stamper (1971, 72, 73)
Larry Steele (1969, 70, 71)
Tim Stephens (1977, 78)
Perry Stevenson (2007, 08, 09, 10)
A.J. Stewart (2008, 09)
Gene Stewart (1967)
Bobby Stiltz (1967)
C.P. St. John (1904)
Brian Stocker (Mgr.) (1994, 95, 96, 97)
Brandon Stockton (2003, 04, 05, 06)



Keith Bogans and Chuck Hayes

Marvin Stone (2000, 01)
 N. Stone (1908)
 John Strogh (1945, 48)
 Guy Strong (1950)
 Michael Stump (Mgr.) (2014)
 William Sturgill (1945, 46)
 Don Sullivan (Mgr.) (1978, 79)
 Anthony Summers (Mgr.)
 (1998, 99, 2000)
 Bill Surface (Mgr.) (1955)
 Sean Sutton (1988, 89)
 Todd Svoboda (1993)

T

Todd Tackett (1999, 2000)
 Bob Tallent (1966)
 Spencer Tatum (Mgr.)
 (1989, 90, 91, 92)
 Vincent Tatum (Mgr.) (1991, 92)
 Bob Taylor (1935)
 Marquis Teague (2012)
 Alan Theobald (Mgr.) (1968)
 H.C. Thomas (1918, 19)
 Henry Thomas (1991, 92)

Irving Thomas (1986, 87)
 Roger Thomas (Mgr.) (1982, 83)
 Sheray Thomas (2004, 05, 06, 07)
 Homer Thompson (1937, 38, 39)
 Tommy Thompson (Mgr.) (1960)
 Milton Ticco (1941, 42, 43)
 E.J. Tierney (1935)
 Clarence Tillman (1979)
 Aminu Timberlake (1992, 93)
 Jack Tingle (1944, 45, 46, 47)
 Carlos Toomer (1991, 92)
 Garland Townes (1950)
 Bill Trott (1931)
 Lou Tsioropoulos (1951, 52, 54)
 Jack Tucker (1933, 34, 35)
 Wayne Turner (1996, 97, 98, 99)
 Melvin Turpin (1981, 82, 83, 84)
 Paul Turrell (1935)
 William P. Tuttle (1912, 13, 14 15)

U

Eiki Umezaki (Mgr.) (1989)
 Lovell Underwood (1924, 25, 26)

V

Eloy Vargas (2011, 12)
 Chuck Verderber (1979, 80, 81, 82)
 Frank Vogel (Mgr.) (1996)
 George Vulich (1944, 45)

W

Antoine Walker (1995, 96)
 J. Rice Walker (1936, 37, 38)
 Kenny Walker (1983, 84, 85, 86)
 John Wall (2010)
 Reggie Warford (1976)
 L.B. Waters (1905)
 Robert Watson (1950, 51, 52)
 A.J. Weisenberger (1911, 13)
 Wylie B. Wendt (1906)
 Leo Wenkley (Mgr.) (1930)
 Clint Wheeler (1971)
 Lucian Whitaker (1950, 51, 52)
 Waller White (1940, 41, 42)
 Don Whitehead (1944)
 James Wilhelm (1921)
 W.G. Wilkinson (1923)
 Adam Williams (2006)

LaVon Williams (77, 78, 79, 80)
 Morakinyo Williams (2008)
Derek Willis (2014)
 Maury Wilson (1906, 07, 08)
 W.C. Wilson (1913)
 Kyle Wiltjer (2012, 13)
 Phil Whitt (Trn.) (1977)
 Sean Woods (1990, 91, 92)
 Charles Worthington (1931, 32)
 H.J. Wurtele (1904)

Y

George Yates (1930, 31, 33)
 Humzey Yessin (Mgr.)
 (1946, 47, 48, 49)
 Rudy Yessin (1944)
 James Young (2014)

Z

George Zerfoss (1916, 18)
 Karl Zerfoss (1913, 15, 16)
 Tom Zerfoss (1914)
 Todd Ziegler (1985, 86)

2014 - 2015 KENTUCKY MEN'S BASKETBALL

Player	Year	Selection Board or Panel	Player	Year	Selection Board or Panel	Player	Year	Selection Board or Panel
Jack Givens	1976	HF	Kenny Walker	1985**	AP-2nd, NABC-2nd, BW-2nd, UPI-2nd, BT-2nd, WA-1st	Jodie Meeks	2009	AP-2nd, NABC-2nd, BW-2nd, SN-2nd, ESPN.com-2nd, Rivals.com-2nd, College Hoops.net-2nd
	1977	NABC-4th, HF						
	1978**	AP-2nd, NABC-2nd, BW-2nd, UPI-2nd, Cv-1st, WA-1st, HF		1986•	AP-1st, NABC-1st, BW-1st, UPI-1st, SN-2nd, BT-1st, WA-1st	DeMarcus Cousins	2010	AP-1st, WA-1st, CBS-1st, FOX-1st, Yahoo!-1st, Rivals-1st, NABC-2nd, TSN-2nd, BT-2nd, BW-2nd
Rick Robey	1977	NABC-4th, Cv-1st	Rex Chapman	1988	NABC-3rd, BT-3rd			
	1978**	AP-3rd, NABC-1st, UPI-2nd, SN-2nd, Cv-1st, WA-1st, HF	Jamal Mashburn	1992	BT-2nd	John Wall	2010•	AP-1st, WA-1st, CBS-1st, FOX-1st, Yahoo!-1st, Rivals-1st, NABC-1st, TSN-1st, BT-1st, BW-1st
				1993•	AP-1st, NABC-1st, BW-1st, UPI-1st, SN-1st, BT-1st, WA-1st			
Kyle Macy	1978	UPI-3rd	Tony Delk	1996•	AP-2nd, NABC-2nd, BW-1st, UPI-1st, SN-2nd, BT-2nd, WA-1st	Terrence Jones	2011	Yahoo!-3rd, CHN-4th
	1979	NABC-3rd, Cv-2nd				Anthony Davis	2012•	AP-1st, USBWA-1st; NABC-1st, SN-1st, CBS-1st, WA-1st
	1980•	AP-1st, NABC-1st, BW-1st, UPI-1st, SN-1st, Cv-1st, WA-1st, HF	Ron Mercer	1997•	AP-1st, NABC-1st, BW-1st, SN-2nd, BT-2nd, WA-1st	Michael Kidd-Gilchrist	2012	AP-3rd, USBWA-2nd, NABC-3rd, SN-2nd, CBS-2nd
Sam Bowie	1981**	AP-3rd, NABC-2nd, BW-2nd, UPI-3rd, SN-2nd, Cv-1st, BT-2nd, HF	Scott Padgett	1999	WA-1st	Julius Randle	2014	NABC-3rd
	1984	AP-2nd, SN-2nd	Tayshaun Prince	2001**	AP-2nd, NABC-3rd, BW-2nd, BT-2nd, WA-1st			
Melvin Turpin	1983	HF						
	1984**	AP-3rd, NABC-2nd, BW-2nd, UPI-3rd, BT-3rd	Keith Bogans	2002	AP-3rd, NABC-2nd			
				2003	AP-3rd, NABC-2nd, SN-3rd, BT-3rd			

John Wall - Named 2010 Adolph Rupp Trophy National Player of the Year; Yahoo! Sports National Player of the Year; Rivals.com National Player of the Year

Anthony Davis - Named 2012 AP National Player of the Year; USBWA Oscar Robertson Trophy (National Player of the Year); Spalding Pete Newell Big Man of the Year; NABC Defensive Player of the Year; Sporting News National Player of the Year; Sporting News National Freshman of the Year; CBSSports.com National Player of the Year; CBSSports.com National Freshman of the Year; Basketball Times National Player of the Year; Adolph Rupp Trophy National Player of the Year; John R. Wooden Award National Player of the Year; Naismith College Player of the Year

Key: • Consensus; **2nd Team Consensus; AP: Associated Press; AM: Argosy Magazine; Ath: Athletic Publications; BT: The Basketball Times; BW: U.S. Basketball Writers Association; CBS: CBSSports.com; CA: Coach and Athlete; CH: College Humor Magazine; CHN: CollegeHoops.net; Col: Colliers (Basketball Coaches); Cv: Converse Yearbook; DD: Don Dunphy; HF: Helms Foundation; INS: International News Service; Lk: Look Magazine; NABC: National Association of Basketball Coaches; NE: Newspaper Enterprises Assn.; Pic: Pic Magazine; SN: The Sporting News; Tm: Tempo; Tru: True Magazine; UPI: United Press International; WA: John R. Wooden Award; Yahoo!: Yahoo! Sports

WILDCATS IN THE BASKETBALL HALL OF FAME ENSHRINED IN SPRINGFIELD, MASS.



Adolph Rupp
Inducted 1969



Cliff Hagan
Inducted 1978



Frank Ramsey
Inducted 1982



Dan Issel
Inducted 1993



C.M. Newton
Inducted 2000



Pat Riley
Inducted 2008



Adrian Smith
Inducted 2010



Rick Pitino
Inducted 2013

AWARDS AND HONORS



ADOLPH F. RUPP TROPHY
PRESENTED ANNUALLY BY
THE COMMONWEALTH ATHLETIC CLUB
TO THE NATION'S MOST
OUTSTANDING
COLLEGE BASKETBALL PLAYER

JOHN WALL
University of Kentucky
2008

International Play

Olympic Medal Winners

(UK leads the nation with 10 collegiate gold medal winners)

Players

- 1948: Wallace Jones (Gold)
- Cliff Barker (Gold)
- Ralph Beard (Gold)
- Alex Groza (Gold)
- Kenny Rollins (Gold)
- 1956: Billy Evans (Gold)
- 1960: Adrian Smith (Gold)
- 1980: Sam Bowie* (Gold)
- 2008: Tayshaun Prince (Gold)
- 2012: Anthony Davis (Gold)

*United States boycotted the Moscow Games. Bowie awarded a medal by President Carter.

Coaches

- 1948: Adolph Rupp (Gold)
- 2000: Tubby Smith (Gold)

Pan America Medal Winners

- 1958: Billy Evans (Gold)
- 1959: Adrian Smith (Gold)
- 1975: Rick Robey (Gold)
- 1979: Kyle Macy (Gold)
- 1983: Jim Master (Gold)
- 1987: Rex Chapman (Silver)

FIBA World Cup

- 2014: DeMarcus Cousins (Gold)
- Anthony Davis (Gold)

Tournament of Americas

Medal Winner

- 2000: Tubby Smith (Gold)
- 2011: John Calipari (Bronze) - w/ Dominican Republic

National Player of the Year

- 2010: John Wall (Adolph Rupp Trophy)
- 2012: Anthony Davis (Adolph Rupp Trophy, Associated Press, Basketball Times, Naismith, USBWA, Wooden)

National Freshman of the Year

- 2010: John Wall (USBWA)
- 2012: Anthony Davis (USBWA)

SEC Player of the Year

(Since 1965 for the AP and UPI polls, 1987 for the Coaches poll)

- 1966: Pat Riley (AP)
- 1972: Tom Parker (AP)
- 1973: Kevin Grevey* (AP)
- 1975: Kevin Grevey (AP)
- 1980: Kyle Macy (AP, UPI)
- 1985: Kenny Walker (AP, UPI)
- 1986: Kenny Walker (AP, UPI)
- 1993: Jamal Mashburn# (AP, Coaches)
- 1996: Tony Delk (AP, Coaches)
- 1997: Ron Mercer (AP, Coaches)
- 2001: Tayshaun Prince (AP, Coaches)
- 2003: Keith Bogans (Coaches)
- 2010: John Wall (AP, Coaches)
- 2011: Anthony Davis (AP, Coaches)

* shared AP's honor with Alabama's Wendell Hudson.

shared AP's honor with Vanderbilt's Billy McCaffrey.

SEC Defensive Player of the Year

- 2005: Chuck Hayes Coaches
- 2011: DeAndre Liggins Yahoo!
- 2012: Anthony Davis Coaches
- 2013: Nerlens Noel Coaches

SEC Freshman of the Year

- 2008: Patrick Patterson* Coaches
- 2010: DeMarcus Cousins Coaches
- John Wall AP
- 2011: Terrence Jones Coaches/AP
- 2012: Anthony Davis Coaches/AP
- 2013: Nerlens Noel Coaches/AP
- 2014: Julius Randle Coaches/AP

*shared honor with Florida's Nick Calathes

SEC Sixth Man of the Year


- 2012: Darius Miller Coaches
- 2013: Kyle Wiltjer Coaches

All-SEC

(from 1933-48, the SEC All-Tournament Team served as the All-SEC team)

- 1949: Ralph Beard (1st AP)
- Alex Groza (1st AP)
- Wah Wah Jones (1st AP)
- Cliff Barker (2nd AP)
- Dale Barnstable (3rd AP)
- 1950: Jim Line (1st AP)
- Bill Spivey (1st AP)
- Bill Spivey (1st AP)
- Walt Hirsch (2nd AP)


- 1951: Frank Ramsey (1st AP)
- Bill Spivey (1st AP)
- Bobby Watson (1st AP)
- Shelby Linville (2nd AP)
- 1952: Cliff Hagan (1st AP)
- Frank Ramsey (1st AP)
- Bobby Watson (1st AP)
- 1954: Cliff Hagan (1st AP)
- Frank Ramsey (1st AP)
- Lou Tsioropoulos (2nd AP)
- 1955: Bob Burrow (1st AP)
- Bill Evans (3rd AP)
- 1956: Bob Burrow (1st AP & Coaches)
- Jerry Bird (2nd AP & Coaches)
- 1957: Johnny Cox (1st AP & Coaches)
- Ed Beck (2nd AP)
- 1958: Johnny Cox (2nd AP/Coaches)
- Vernon Hatton (2nd AP/Coaches)
- 1959: Johnny Cox (1st AP/Coaches)
- Bill Lickert (3rd AP/Coaches)
- 1960: Bill Lickert (2nd AP/Coaches)
- Don Mills (2nd AP/Coaches)
- 1961: Bill Lickert (1st AP/Coaches)
- 1962: Cotton Nash (1st AP/Coaches)
- Larry Pursiful (1st AP/Coaches)
- Caroll Burchett (3rd AP)
- 1963: Cotton Nash (1st AP/Coaches)
- 1964: Cotton Nash (1st AP/Coaches)
- Ted Deeken (2nd AP/Coaches)
- Larry Conley (3rd AP)
- 1965: Louie Dampier (2nd AP & UPI/Coaches)
- Tommy Kron (3rd AP)
- Larry Conley (3rd UPI/Coaches)



Anthony Davis, 2012 National Player of the Year

2014 - 2015 KENTUCKY MEN'S BASKETBALL

<p>Thad Jaracz (2nd AP/3rd UPI) Larry Conley (HM AP/3rd UPI/ Coaches) Tommy Kron (HM AP/3rd UPI)</p> <p>1967: Louie Dampier (1st AP & UPI/ Coaches) Pat Riley (2nd AP & UPI/ Coaches)</p> <p>1968: Mike Casey (1st AP & UPI/ Coaches) Dan Issel (2nd AP & UPI/ Coaches) Thad Jaracz (3rd UPI) Mike Pratt (HM AP)</p> <p>1969: Dan Issel (1st AP & UPI/ Coaches) Mike Casey (2nd AP & UPI/ Coaches) Mike Pratt (2nd AP & UPI/ Coaches)</p> <p>1970: Dan Issel (1st AP & UPI/ Coaches) Mike Pratt (1st AP & UPI/ Coaches) Larry Steele (3rd UPI)</p> <p>1971: Tom Payne (1st AP/2nd UPI/ Coaches) Mike Casey (2nd AP/1st UPI) Larry Steele (2nd AP/3rd UPI/ Coaches) Tom Parker (2nd AP & UPI/ Coaches) Kent Hollenbeck (3rd UPI)</p> <p>1972: Tom Parker (1st AP & UPI/ Coaches) Jim Andrews (2nd AP/1st UPI/ Coaches) Ronnie Lyons (3rd AP/2nd UPI)</p> <p>1973: Jim Andrews (1st AP & UPI/ Coaches) Kevin Grevey (1st AP & UPI/ Coaches) Jimmy Dan Conner (3rd AP)</p> <p>1974: Kevin Grevey (1st AP & UPI/ Coaches)</p> <p>1975: Kevin Grevey (1st AP & UPI/ Coaches) Jimmy Dan Conner (3rd AP & UPI)</p> <p>Rick Robey (3rd AP)</p> <p>1976: Jack Givens (2nd AP & UPI/ Coaches) Mike Phillips (2nd AP & UPI)</p> <p>1977: Jack Givens (1st AP & UPI/ Coaches) Rick Robey (1st AP & UPI/ Coaches) Larry Johnson (3rd AP) Mike Phillips (3rd UPI)</p> <p>1978: Jack Givens (1st AP & UPI/ Coaches) Rick Robey (1st AP & UPI/ Coaches) Kyle Macy (1st AP/2nd UPI/ Coaches) James Lee (3rd AP) Mike Phillips (3rd UPI)</p> <p>1979: Kyle Macy (1st AP & UPI/ Coaches) Dwight Anderson (3rd AP)</p>	<p>1980: Kyle Macy (1st AP & UPI/ Coaches) Sam Bowie (2nd AP/3rd UPI/ Coaches)</p> <p>1981: Sam Bowie (1st AP & UPI/ Coaches) Dirk Minniefield (3rd AP & UPI)</p> <p>1982: Derrick Hord (1st AP/2nd UPI/ Coaches) Dirk Minniefield (2nd AP & UPI) Jim Master (3rd UPI) Melvin Turpin (3rd UPI)</p> <p>1983: Melvin Turpin (1st AP & UPI/ Coaches) Jim Master (3rd UPI) Melvin Turpin (3rd UPI) Kenny Walker (3rd AP)</p> <p>1984: Melvin Turpin (1st AP & UPI/ Coaches) Kenny Walker (2nd AP/3rd UPI/ Coaches) Sam Bowie (3rd AP/2nd UPI/ Coaches)</p> <p>1985: Kenny Walker (1st AP & UPI/ Coaches)</p> <p>1986: Kenny Walker (1st AP & UPI/ Coaches) Winston Bennett (2nd AP & UPI/ Coaches) Roger Harden (3rd AP & UPI)</p> <p>1987: Rex Chapman (2nd AP & UPI/ Coaches) Ed Davender (3rd AP/2nd UPI)</p> <p>1988: Rex Chapman (1st AP & UPI/ Coaches) Winston Bennett (2nd AP & UPI/ Coaches) Ed Davender (3rd AP/2nd UPI)</p> <p>1989: LeRon Ellis (2nd AP & UPI) Chris Mills (3rd AP)</p> <p>1990: Reggie Hanson (2nd AP/3rd UPI) Derrick Miller (2nd AP & UPI/ Coaches)</p> <p>1991: Reggie Hanson (2nd AP & UPI/ Coaches) John Pelphey (2nd AP/1st UPI/ Coaches) Jamal Mashburn (3rd AP & UPI)</p> <p>1992: Jamal Mashburn (1st AP/ Coaches)</p> <p>1993: Jamal Mashburn (1st AP & Coaches) Travis Ford (2nd AP/1st Coaches)</p> <p>1994: Travis Ford (2nd AP & Coaches) Tony Delk (3rd AP/2nd Coaches) Rodrick Rhodes (3rd AP & Coaches)</p> <p>1995: Tony Delk (1st AP & Coaches) Rodrick Rhodes (3rd AP/2nd Coaches) Walter McCarty (3rd AP)</p> <p>1996: Tony Delk (1st AP & Coaches) Antoine Walker (1st AP & Coaches) Walter McCarty (3rd AP/2nd Coaches)</p>	<p>1997: Ron Mercer (1st AP & Coaches) Derek Anderson (3rd AP/2nd Coaches) Anthony Epps (3rd Coaches)</p> <p>1998: Nazr Mohammed (1st AP & Coaches) Scott Padgett (3rd AP/2nd Coaches) Jeff Sheppard (3rd AP)</p> <p>1999: Scott Padgett (2nd AP/1st Coaches) Wayne Turner (3rd Coaches)</p> <p>2000: Jamaal Magloire (1st AP & Coaches) Tayshaun Prince (2nd Coaches)</p> <p>2001: Tayshaun Prince (1st AP & Coaches) Keith Bogans (2nd AP & Coaches)</p> <p>2002: Tayshaun Prince (1st AP & Coaches)</p> <p>2003: Keith Bogans (1st AP & Coaches) Marquis Estill (2nd AP & Coaches)</p> <p>2004: Erik Daniels (2nd AP/1st Coaches) Gerald Fitch (2nd AP/1st Coaches) Chuck Hayes (3rd AP/2nd Coaches) Cliff Hawkins (3rd AP)</p> <p>2005: Kelenna Azubuike (2nd AP & Coaches) Chuck Hayes (1st AP & Coaches) Patrick Sparks (3rd AP/2nd Coaches)</p> <p>2006: Rajon Rondo (3rd AP/2nd Coaches) Randolph Morris (3rd AP)</p> <p>2007: Randolph Morris (1st Coaches)</p> <p>2008: Ramel Bradley (2nd AP/1st Coaches) Joe Crawford (2nd Coaches) Patrick Patterson (2nd AP/2nd Coaches)</p> <p>2009: Jodie Meeks (1st Coaches/1st AP) Patrick Patterson (1st Coaches/2nd AP)</p> <p>2010: DeMarcus Cousins (1st Coaches/1st AP) John Wall (1st Coaches/1st AP) Patrick Patterson (1st Coaches/2nd AP)</p> <p>2011: Brandon Knight (1st Coaches/ 2nd AP) Terrence Jones (1st Coaches/1st AP)</p> <p>2012: Anthony Davis (1st Coaches/1st AP) Michael Kidd-Gilchrist (1st Coaches/1st AP) Terrence Jones (2nd Coaches/2nd AP) Doron Lamb (2nd Coaches)</p> <p>2013: Nerlens Noel (1st Coaches/1st AP)</p> <p>2014: Julius Randle (1st Coaches/1st</p>	<p>AP); James Young (2nd Coaches)</p> <p>SEC All-Defensive</p> <p>2008: Ramel Bradley 2010: Patrick Patterson 2011: DeAndre Liggins 2012: Anthony Davis Michael Kidd-Gilchrist 2013: Nerlens Noel 2013: Willie Cauley-Stein</p> <p>SEC All-Freshman</p> <p>1987: Rex Chapman 1988: Eric Manuel 1989: Chris Mills 1991: Jamal Mashburn 1993: Rodrick Rhodes 1996: Ron Mercer 1997: Jamaal Magloire 2000: Keith Bogans 2001: Gerald Fitch Jason Parker 2002: Chuck Hayes 2005: Rajon Rondo 2007: Jodie Meeks 2008: Patrick Patterson 2010: Eric Bledsoe DeMarcus Cousins John Wall 2011: Brandon Knight Terrence Jones Doron Lamb 2012: Anthony Davis Michael Kidd-Gilchrist 2013: Willie Cauley-Stein Archie Goodwin Nerlens Noel Alex Poythress 2014: Julius Randle James Young</p> <p>All-Southern Conference</p> <p>1926: Paul Jenkins 1929: Carey Spicer 1930: Carey Spicer 1931: Carey Spicer Louis McGinnis George Yates 1932: Ellis Johnson</p> <p>All-NCAA Tournament Final Four</p> <p>1948: Alex Groza (MVP) 1949: Alex Groza (MVP) 1951: Bill Spivey (MVP) Shelby Linville 1958: Vernon Hatton Johnny Cox 1966: Pat Riley Louie Dampier 1975: Kevin Grevey 1978: Jack Givens (MVP) Rick Robey 1993: Jamal Mashburn 1996: Tony Delk (MVP) Ron Mercer 1997: Ron Mercer Scott Padgett 1998: Jeff Sheppard (MVP) Scott Padgett</p>
---	--	--	--



2011 SEC Tournament MVP, Darius Miller

- 2012:** Anthony Davis (MVP)
Michael Kidd-Gilchrist
Doron Lamb
- 2014:** Julius Randle
James Young

NCAA Regional Tournament

- 1948:** Alex Groza (MVP)
- 1949:** Alex Groza (MVP)
- 1951:** Bill Spivey
- 1955:** Bob Burrow
- 1956:** Bob Burrow
Jerry Bird
- 1957:** Johnny Cox
Gerry Calvert
- 1958:** Vernon Hatton
Johnny Cox
- 1959:** Bennie Coffman
- 1961:** Bill Lickert
- 1962:** Larry Pursiful
Cotton Nash
- 1966:** Pat Riley (MVP)
Louie Dampier
- 1968:** Mike Casey
Dan Issel
- 1969:** Dan Issel
- 1970:** Dan Issel
- 1972:** Jim Andrews
- 1973:** Jim Andrews
- 1975:** Jimmy Dan Conner
- 1977:** Jack Givens
- 1978:** Kyle Macy (MVP)
Jack Givens
Mike Phillips
- 1980:** Fred Cowan
- 1983:** Jim Master
Melvin Turpin
- 1984:** Dickey Beal (MVP)
Melvin Turpin
Sam Bowie
- 1985:** Kenny Walker
- 1986:** Kenny Walker
Winston Bennett
- 1992:** Jamal Mashburn
Sean Woods
- 1993:** Travis Ford (MVP)
Jamal Mashburn
Jared Prickett

- 1995:** Tony Delk
- 1996:** Tony Delk (MVP)
Derek Anderson
Anthony Epps
Antoine Walker
- 1997:** Ron Mercer (MVP)
Wayne Turner
- 1998:** Wayne Turner (MVP)
Scott Padgett
Jeff Sheppard
- 1999:** Scott Padgett
- 2003:** Keith Bogans
Marquis Estill
- 2005:** Chuck Hayes
- 2010:** DeMarcus Cousins
John Wall
- 2011:** Brandon Knight (MVP)
Josh Harrellson
DeAndre Liggins
- 2012:** Michael Kidd-Gilchrist (MVP)
Anthony Davis
Doron Lamb
- 2014:** Julius Randle (MVP)
Aaron Harrison
Marcus Lee

All-SEC Tournament

- 1933:** Ellie Johnson (1st)
John DeMoisey (1st)
Aggie Sale (1st)
Bill Davis (2nd)
- 1934:** John DeMoisey (1st)
Bill Davis (1st)
- 1936:** Ralph Carlisle (1st)
Whitey Anderson (2nd)
- 1937:** Ralph Carlisle (1st)
Warfield Dononue (1st)
Rice Walker (2nd)
Walter Hodge (2nd)
- 1938:** Bernie Opper (1st)
Joe Hagan (2nd)
- 1939:** Bernie Opper (1st)
Keith Farnsley (2nd)
- 1940:** Layton Rouse (1st)
Keith Farnsley (2nd)
- 1941:** Marvin Akers (1st)
Lee Huber (1st)
Keith Farnsley (2nd)

- 1942:** Ermal Allen (1st)
James King (2nd)
Marvin Akers (2nd)
- 1943:** Marvin Akers (1st)
Melvin Brewer (1st)
Milton Ticco (2nd)
- 1944:** Bob Brannum (1st)
Jack Tingle (1st)
Jack Parkinson (1st)
Wilbur Schu (2nd)
- 1945:** Ken Campbell (1st)
Jack Tingle (1st)
Jack Parkinson (1st)
- 1946:** Wah Wah Jones (1st)
Ralph Beard (1st)
Jack Tingle (1st)
Jack Parkinson (1st)
Wilbur Schu (2nd)
- 1947:** Wah Wah Jones (1st)
Ralph Beard (1st)
Jack Tingle (1st)
Joe Holland (1st)
Ken Rollins (1st)
Alex Groza (2nd)
- 1948:** Wah Wah Jones (1st)
Ralph Beard (1st)
Ken Rollins (1st)
Alex Groza (2nd)
Cliff Barker (2nd)
- 1949:** Wah Wah Jones (1st)
Ralph Beard (1st)
Alex Groza (1st)
Cliff Barker (2nd)
- 1950:** Jim Line (1st)
Bill Spivey (2nd)
- 1951:** Walter Hirsch (1st)
Bill Spivey (1st)
Cliff Hagan (2nd)
- 1952:** Cliff Hagan (1st)
Frank Ramsey (1st)
Robert Watson (2nd)
- 1979:** Kyle Macy (MVP)
Truman Clayton
- 1980:** Kyle Macy
Sam Bowie
- 1982:** Dirk Minniefield (MVP)
- 1984:** Melvin Turpin
- 1986:** Roger Harden

- 1988:** Rex Chapman (MVP)
Winston Bennett
- 1992:** Jamal Mashburn (MVP)
John Pelphrey
- 1993:** Travis Ford (MVP)
Andre Riddick
Jamal Mashburn
- 1994:** Travis Ford (MVP)
Tony Delk
Jeff Brassow
- 1995:** Antoine Walker (MVP)
Mark Pope
- 1996:** Antoine Walker
Walter McCarty
- 1997:** Ron Mercer (MVP)
Anthony Epps
Jared Prickett
- 1998:** Wayne Turner (MVP)
Heshimu Evans
Nazr Mohammed
Scott Padgett
- 1999:** Scott Padgett (MVP)
Wayne Turner
- 2001:** Tayshaun Prince (MVP)
Keith Bogans
- 2003:** Keith Bogans (MVP)
Marquis Estill
- 2004:** Gerald Fitch (MVP)
Kelenna Azubuike
Chuck Hayes
- 2005:** Kelenna Azubuike
- 2010:** John Wall (MVP)
Eric Bledsoe
DeMarcus Cousins
- 2011:** Darius Milller (MVP)
Brandon Knight
Josh Harrellson
- 2012:** Anthony Davis
Terrence Jones
- 2012:** Aaron Harrison
Julius Randle

All-SIAA Tournament

- 1921:** Paul Adkins
Bill King
Bob Lavin

ACADEMIC HONORS

Academic All-Americans

1966: Louie Dampier
Larry Conley

1967: Louie Dampier

1970: Dan Issel
Mike Pratt

1971: Mike Casey

1975: Bob Guyette
Jimmy Dan Conner

1979: Kyle Macy

Academic All-SEC

1962: Roy Roberts

1964: Larry Conley

1965: Larry Conley

1966: Louie Dampier
Cliff Berger

1968: Cliff Berger

1970: Mike Pratt
Dan Issel

1971: Mike Casey
Tom Parker

1974: Bob Guyette

1975: Jimmy Dan Conner

1979: Kyle Macy

1980: Chuck Verderber

1981: Chuck Verderber

1982: Chuck Verderber

1985: Winston Bennett
Bret Bearup

1988: Rex Chapman
Cedric Jenkins

1990: John Pelphrey

1992: Travis Ford

1993: Travis Ford

1994: Travis Ford

1995: Mark Pope
Jeff Sheppard

1998: Steve Masiello
Scott Padgett

1999: Scott Padgett

2000: J.P. Blevins

2001: J.P. Blevins

2002: J.P. Blevins

2006: Rajon Rondo

2007: Randolph Morris
Bobby Perry

2008: Mark Coury

Derrick Jasper

Mark Krebs

Jodie Meeks

Dwight Perry

2009: Mark Krebs

Jodie Meeks

Dwight Perry

Michael Porter

Matt Scherbenske

2010: Mark Krebs

John Wall

2011: Brandon Knight

Jarrold Polson

Eloy Vargas

2012: Twany Beckham

Ryan Harrow

Terrence Jones

Brian Long

Sam Malone

Darius Miller

Jarrold Polson

Kyle Wiltjer

2013: Twany Beckham

Willie Cauley-Stein

Archie Goodwin

Tod Lanter

Brian Long

Sam Malone

Julius Mays

Nerlens Noel

Jarrold Polson

Alex Poythress

Kyle Wiltjer

2014: Dominique Hawkins

Dakari Johnson

Tod Lanter

Marcus Lee

Brian Long

Sam Malone

Jarrold Polson

Alex Poythress

Derek Willis



UK ATHLETICS HALL OF FAME

UK's Athletic Hall of Fame, organized in 2005, recognizes and honors persons whose participation and contributions enriched and strengthened the university athletic program. Athletes are required to wait five years after completing their Wildcat playing career before being eligible for the honor. The charter class was comprised of those individuals who had previously had their jersey retired at Rupp Arena, Commonwealth Stadium, Memorial Coliseum and Cliff Hagan Stadium.

Member (Sport, Years)

- Jeff Abbott (BB 1991-94)
 Derek Abney (FB 2000-03)
 George Adams (FB 1981-84)
 Ermal Allen (FB 1939-41)
 Sam Ball (FB 1963-65)
 Cliff Barker (MBB 1947-49)
 Oliver Barnett (FB 1986-89)
 Ralph Beard (MBB 1946-49)
 Calvin Bird (FB 1958-60)
 Jerry Bird (MBB 1954-56)
 Rodger Bird (FB 1963-65)
 George Blanda (FB 1945-48)
 Keith Bogans (MBB 2000-03)
 Marsha Bond (VB 1980-83)
 Sam Bowie (MBB 1980-81, '84)
 Gay Brewer (MGolf 1952-54)
 Pam Brauning (WB 1974-78)
 Al Bruno (FB 1948-50)
 Paul "Bear" Bryant (FB Coach 1946-53)
 Warren Bryant (FB 1974-76)
 Bob Burrow (MBB 1955-56)
 Burgess Carey (MBB 1925-26)
 Mike Casey (MBB 1968-69, 71)
 Rex Chapman (MBB 1987-88)
 Jerry Claiborne (FB Coach 1982-89)
 Blanton Collier (FB Coach 1954-61)
 Sonny Collins (FB 1972-75)
 Larry Conley (MBB 1964-66)
 Ray Correll (FB 1951-53)
 Tim Couch (FB 1996-98)
 Johnny Cox (MBB 1957-59)
 Louie Dampier (MBB 1965-67)
 Bob Davis (FB 1935-37)
 Dermontti Dawson (FB 1984-87)
 Kathy DeBoer (VB 1984-02)
 Tony Delk (MBB 1993-96)
 John "Frenchy" DeMoisey (MBB 1932-34)
 Leroy Edwards (MBB 1935)
 Pat Etcheberry (TF 1963-89)
 Billy Evans (MBB 1952, '54-55)
 Richie Farmer (MBB 1989-92)
 Joe Federspiel (FB 1969-71)
 Deron Feldhaus (MBB 1989-92)
 Steve Flesch (MGOLF 1987-90)
 Dom Fucci (BB 1948-51)
 Bob Gain (FB 1947-50)
 Jack Givens (MBB 1975-78)
 Irv Goode (FB 1959-61)
 Phil Grawemeyer (MBB 1954-56)
 Jim Green (TF 1968-71)
 Kevin Grevey (MBB 1973-75)
 Alex Groza (MBB 1945, '47-49)
 Wilbur Hackett (FB 1967-70)
 Cliff Hagan (MBB 1951-52, '54)
 Joe B. Hall (MBB Coach 1973-85)
 Tim Harden (TF 1993-96)
 Jenny Hansen (Gymnastics 1993-96)
 Vernon Hatton (MBB 1956-58)
 Basil Hayden (MBB 1920-22)
 Mark Higgs (FB 1984-87)
 J.B. Holmes (M Golf 2002-05)
 Jim Host (Contributor/BB 1957-59)
 Tom Hutchinson (FB 1960-62)
 Dan Isell (MBB 1968-70)
 Illka Janttin (MSOC 1998-01)
 Clyde Johnson (FB 1940-42)
 Ellis Johnson (MBB, FB, Baseball, TF 1930-33)
 Nancy Napski Johnson (RIF 1993-96)
 Wah Wah Jones (MBB 1946-49, FB 1945-48)
 Cedric Kaufmann (MTEN 1995-98)
 Jeff Keener (BB 1980-81)
 Bill Keightley (Equipment Mgr. 1962-2008)
 John "Shipwreck" Kelly (FB 1929-31)
 Ralph Kercheval (FB 1931-33)
 Rick Kestner (FB 1963-65)
 Rachel Komisarz (SW 1996-99)
 Jim Kovach (FB 1974-76, '78)
 Harry Lancaster (Director of Athletics, 1968-75; Baseball Head Coach 1947, 1951-65; Assistant Men's Basketball Coach 1946-70)
 Cawood Ledford (Broadcaster 1953-92)
 Bill Lickert (MBB 1959-61)
 Dicky Lyons (FB 1966-68)
 Kyle Macy (MBB 1978-80)
 Keith Madison (BB Coach 1979-2003)
 Jamal Mashburn (MBB 1991-93)
 Charlie McClendon (FB 1949-50)
 Steve Meilinger (FB 1951-52-53)
 Lou Michaels (FB 1955-56-57)
 Marty Moore (FB 1990-93)
 Doug Moseley (FB 1949-51)
 Clayton Moss (Diving 1999-2003)
 Cotton Nash (MBB 1962-64)
 C.M. Newton (MBB 1949-51; AD 1989-2000)
 Leslie Nichols (WBB 1983-86)
 Rick Norton (FB 1963-65)
 Rick Nuzum (FB 1972-74)
 Johnny Owens (MGolf 1947-50)
 Vito "Babe" Parilli (FB 1949-51)
 John Pelphrey (MBB 1989-92)
 Rick Pitino (MBB Coach 1990-97)
 Mike Pratt (MBB 1968-70)
 Tayshaun Prince (MBB 1999-02)
 Derrick Ramsey (FB 1975-77)
 Frank Ramsey (MBB 1951-52, '54)
 Bill Ransdell (FB 1983-86)
 Jay Rhodemyre (FB 1942, '46-47)
 Russell Rice (SID 1967-87)
 Passion Richardson (TF 1994-97, Coach 2001-05)
 Pat Riley (MBB 1965-67)
 Rick Robey (MBB 1975-78)
 Dave Roller (FB 1968-70)
 Kenny Rollins (MBB 1943, '47-48)
 Gayle Rose (MBB 1952, '54-55)
 Layton "Mickey" Rouse (MBB 1938-40)
 Adolph Rupp (MBB Coach 1931-72)
 Forest "Aggie" Sale (MBB 1931-33)
 Howard Schnellenberger (FB 1952-55)
 Nancy Scranton (W Golf 1983-84)
 Larry Seiple (FB 1964-66)
 Washington "Wash" Serini (FB 1944-47)
 Bernie Shively (AD '38-67, FB Coach 1945)
 Terry Shumpert (BB 1985-87)
 Adrian Smith (MBB, 1956-58)
 Orlando "Tubby" Smith (MBB Coach, 1998-2007)
 Carey Spicer (MBB (1929-31)
 Bill Spivey (MBB 1950-51)
 Art Still (FB 1974-77)
 Valerie Still (WBB 1980-83)
 Claude Sullivan (Sportscaster 1948-67)
 Lou Tsiropoulos (MBB 1951-54)
 Herschel Turner (FB 1961-63)
 Harry Ulinski (FB 1946-49)
 Jeff Van Note (FB 1966-68)
 Kenny Walker (MBB 1983-86)
 Brandon Webb (BB 1998-00)
 Press Whelan (TF 1957-61, Coach 1967-73)
 Moe Williams (FB (1993-95)
 Jesse Witten (MTN 2002-05)
 Sarah Witten (WTN 2000-03)
 Sean Woods (MBB 1990-92)
 Tina Johnson Ybarra (Diving 1994-96)
 Craig Yeast (FB 1995-98)
 Valerie McGovern Young (WXC 1988-91)

WILDCATS IN THE NBA



2014 - 2015 KENTUCKY MEN'S BASKETBALL

- ANDERSON, Derek – Cleveland Cavaliers (1998-99), Los Angeles Clippers (2000), San Antonio Spurs (2001), Portland Trail Blazers (2002-05), Houston Rockets (2006), Miami Heat (2006), Charlotte Bobcats (2007-08)
- AZUBUIKE, Kelenna -- Golden State Warriors (2007-10), New York Knicks (2011), Dallas Mavericks (2012)
- BARKER, Cliff – Indianapolis Olympians (1950-52)
- BEARD, Ralph – Indianapolis Olympians (1950-51)
- BENNETT, Winston – Cleveland Cavaliers (1990-92), Miami Heat (1992)
- BIRD, Jerry – New York Knicks (1959)
- BLED SOE, Eric – Los Angeles Clippers (2011-13); Phoenix Suns (2014)**
- BOGANS, Keith – Orlando Magic (2004), Charlotte Bobcats (2005-06), Houston Rockets (2006), Orlando Magic (2007-09), Milwaukee Bucks (2009), San Antonio Spurs (2010), Chicago Bulls (2011), New Jersey/Brooklyn Nets (2012-13); Boston Celtics (2014)**
- BOWIE, Sam – Portland Trail Blazers (1985-89), New Jersey Nets (1990-93), Los Angeles Lakers (1994-95)
- BURROW, Bob – Rochester Royals (1957), Minneapolis Lakers (1958)
- CHAPMAN, Rex – Charlotte Hornets (1989-92), Washington Bullets (1992-95), Miami Heat (1996), Phoenix Suns (1997-2000)
- CLUGGISH, Bob – New York Knicks (1947)
- CONLEY, Larry – Kentucky Colonels [ABA] (1968)
- CONNER, Jimmy Dan – Kentucky Colonels [ABA] (1976)
- COUSINS, DeMarcus – Sacramento Kings (2011-14)**
- COX, Johnny – Chicago Zephyrs (1963)
- CRAWFORD, Joe – New York Knicks (2009)
- DAMPIER, Louie – Kentucky Colonels [ABA] (1968-76), San Antonio Spurs (1977-79)
- DANIELS, Erik – Sacramento Kings (2005)
- DAVIS, Anthony – New Orleans Hornets/Pelicans (2014)**
- DELK, Tony – Charlotte Hornets (1997-98), Golden State Warriors (1998-99), Sacramento Kings (2000), Phoenix Suns (2000-01), Boston Celtics (2002-03), Dallas Mavericks (2004), Atlanta Hawks (2005-06), Detroit Pistons (2006)
- FEIGENBAUM, George – Baltimore Bullets (1950), Milwaukee Hawks (1953)
- FITCH, Gerald – Miami Heat (2006)
- FLYNN, Mike – Indiana Pacers (1976-78) [ABA in 1976]
- GIVENS, Jack – Atlanta Hawks (1979-80)
- GOODWIN, Archie – Phoenix Suns (2014)
- GREVEY, Kevin – Washington Bullets (1976-83), Milwaukee Bucks (1984-85)
- GROZA, Alex – Indianapolis Olympians (1950-51)
- HAGAN, Cliff – St. Louis Hawks (1957-66), Dallas Chaparrals [ABA] (1968-70)
- HANSON, Reggie – Boston Celtics (1998)
- HARRELLSON, Josh - New York Knicks (2012); Miami Heat (2013); Detroit Pistons (2014)**
- HATTON, Vernon – Cincinnati Royals (1959), Philadelphia Warriors (1959-61), St. Louis Hawks (1962)
- HAYES, Chuck – Houston Rockets (2005-11), Sacramento Kings (2012-13); Toronto Raptors (2014)**
- HOLLAND, Joe – Indianapolis Olympians (1950-52)
- ISSEL, Dan – Kentucky Colonels [ABA] (1971-75), Denver Nuggets (1976-85) [ABA in 1976]
- JOHNSON, Larry – Buffalo Braves (1978)
- JONES, Terrence – Houston Rockets (2013-14)**
- JONES, Wah Wah – Indianapolis Olympians (1950-52)
- KANTER, Enes - Utah Jazz (2012-14)**
- KIDD-GILCHRIST, MICHAEL - Charlotte Bobcats/Hornets (2013-14)**
- KNIGHT, Brandon - Detroit Pistons (2012-13); Milwaukee Bucks (2014)**
- KRON, Tommy – St. Louis Hawks (1967), Seattle Supersonics (1968-69), Kentucky Colonels [ABA] (1970)
- LAMB, Doron – Milwaukee Bucks (2013); Orlando Magic (2013-14)**
- LIGGINS, DeAndre - Orlando Magic (2012); Oklahoma City Thunder (2013)
- LOCK, Rob – Los Angeles Clippers (1989)
- MACY, Kyle – Phoenix Suns (1981-85), Chicago Bulls (1986), Indiana Pacers (1987)
- MAGLOIRE, Jamaal – Charlotte/New Orleans Hornets (2001-05), Milwaukee Bucks (2006), Portland Trailblazers (2007), New Jersey Nets (2008), Dallas Mavericks (2008), Miami Heat (2009-11), Toronto Raptors (2012)
- MASHBURN, Jamal – Dallas Mavericks (1994-97), Miami Heat (1997-2000), Charlotte/New Orleans Hornets (2001-04)
- McCARTY, Walter – New York Knicks (1997), Boston Celtics (1998-2005), Phoenix Suns (2005), Los Angeles Clippers (2006)
- MEEKS, Jodie – Milwaukee Bucks (2009-10), Philadelphia 76ers (2010-12); Los Angeles Lakers (2013-14)**
- MERCER, Ron – Boston Celtics (1998-99), Denver Nuggets (2000), Orlando Magic (2000), Chicago Bulls (2001-02), Indiana Pacers (2002-03), San Antonio Spurs (2004), New Jersey Nets (2005)
- MILLER, Darius – New Orleans Hornets/Pelicans (2013-14)**
- MINNIEFIELD, Dirk – Cleveland Cavaliers (1986-87), Houston Rockets (1987), Golden State Warriors (1988), Boston Celtics (1988)
- MOHAMMED, Nazr – Philadelphia 76ers (1999-2001), Atlanta Hawks (2001-04), New York Knicks (2004-05), San Antonio Spurs (2005-06), Detroit Pistons (2007), Charlotte Bobcats (2008-11), Oklahoma City Thunder (2011-12); Chicago Bulls (2013-14)**
- MORRIS, Randolph – New York Knicks (2007-08), Atlanta Hawks (2009-10)
- NASH, Cotton – Los Angeles Lakers (1965), San Francisco Warriors (1965), Kentucky Colonels [ABA] (1968)
- NOEL, Nerlens – Philadelphia 76ers (2014)
- NOEL, Paul – New York Knicks (1948-50), Rochester Royals (1951-52)
- ORTON, Daniel – Orlando Magic (2011-12); Oklahoma City Thunder (2013); Philadelphia 76ers (2014)**
- PADGETT, Scott – Utah Jazz (2000-03), Houston Rockets (2004-05), New Jersey Nets (2006)
- PATTERSON, Patrick – Houston Rockets (2011-13); Sacramento Kings (2013); Toronto Raptors (2014)**
- PARKINSON, Jack – Indianapolis Olympians (1950)
- PAYNE, Tom – Atlanta Hawks (1972)
- POPE, Mark – Indiana Pacers (1998-99), Milwaukee Bucks (2001-02), Denver Nuggets (2004-05)
- PRATT, Mike – Kentucky Colonels [ABA] (1971-72)
- PRINCE, Tayshaun – Detroit Pistons (2003-13); Memphis Grizzlies (2013-14)**
- RAMSEY, Frank – Boston Celtics (1955-64)
- RILEY, Pat – San Diego Rockets (1968-70), Los Angeles Lakers (1971-76), Phoenix Suns (1976)
- ROBEY, Rick – Indiana Pacers (1979), Boston Celtics (1979-83), Phoenix Suns (1984-86)
- ROLLINS, Kenny – Chicago Stags (1949-50), Boston Celtics (1953)
- RONDO, Rajon – Boston Celtics (2007-14)**
- SHEPPARD, Jeff – Atlanta Hawks (1999)
- SMITH, Adrian – Cincinnati Royals (1962-70), San Francisco Warriors (1970-71), Virginia Squires [ABA] (1972)
- STEELE, Larry – Portland Trail Blazers (1972-80)
- TEAGUE, Marquis – Chicago Bulls (2013); Brooklyn Nets (2014)**
- TINGLE, Jack – Washington Capitols (1948), Minneapolis Lakers (1949)
- TSIROPOULOS, Lou – Boston Celtics (1957-59)
- TURNER, Wayne – Boston Celtics (2000)
- TURPIN, Melvin – Cleveland Cavaliers (1985-87), Utah Jazz (1988), Washington Bullets (1990)
- WALKER, Antoine – Boston Celtics (1997-2003, 2005), Dallas Mavericks (2004), Atlanta Hawks (2005), Miami Heat (2006-07), Minneapolis Timberwolves (2008), Memphis Grizzlies (2009)
- WALKER, Kenny – New York Knicks (1987-91), Washington Bullets (1994-95)
- WALL, John – Washington Wizards (2011-14)**
- WATSON, Bobby – Milwaukee Hawks (1955)
- WHITAKER, Lucian – Boston Celtics (1955)

***This list runs through the 2013-14 NBA season.**

Wildcat NBA Champions


- NOEL, Paul – Rochester Royals (1951)
- TSIROPOULOS, Lou – Boston Celtics (1957, '59)
- RAMSEY, Frank – Boston Celtics (1957, '59, '60-'64)
- HAGAN, Cliff – St. Louis Hawks (1958)
- RILEY, Pat – Los Angeles Lakers (1972; Coach- 1982, '85, '87, '88); Miami Heat (Coach-2006)
- STEELE, Larry – Portland Trailblazers (1977)
- GREVEY, Kevin – Washington Bullets (1978)
- ROBEY, Rick – Boston Celtics (1981)
- PRINCE, Tayshaun – Detroit Pistons (2004)
- MOHAMMED, Nazr – San Antonio Spurs (2005)
- ANDERSON, Derek – Miami Heat (2006)
- WALKER, Antoine – Miami Heat (2006)
- RONDO, Rajon – Boston Celtics (2008)

KENTUCKY IN THE NBA DRAFT

Year	Rnd	Pick	Name	Team	Year	Rnd	Pick	Name	Team	Year	Rnd	Pick	Name	Team
1947			Jack Tingle	Washington Capitols	1970	8	122	Dan Issei	Detroit Pistons	1996	1	6	Antoine Walker	Boston Celtics
1948			Joe Holland	Baltimore Bullets		8	130	Mike Casey	Chicago Bulls		1	16	Tony Delk	Charlotte Hornets
			Jack Parkinson	Washington Capitols	1971	1	2	Tom Payne**	Atlanta Hawks		1	19	Walter McCarty	New York Knicks
			Kenny Rollins	Fort Wayne Pistons		3	37	Larry Steele	Portland Trail Blazers		2	52	Mark Pope	Indiana Pacers
1949			Cliff Barker	Indianapolis Olympians		10	163	Jim Widdie	Philadelphia 76ers	1997	1	6	Ron Mercer	Boston Celtics
			Ralph Beard	Chicago Stags	1972	6	83	Tom Parker	Cleveland Cavaliers		1	13	Derek Anderson	Cleveland Cavaliers
			Alex Groza	Indianapolis Olympians		10	146	Kent Hollenbeck	Detroit Pistons	1998	1	29	Nazr Mohammed	Utah Jazz
			Wah Wah Jones	Washington Capitols	1973	7	107	Jim Andrews	Seattle Supersonics	1999	1	28	Scott Padgett	Utah Jazz
1950			Dale Barnstable	Boston Celtics	1975	1	18	Kevin Grevey	Washington Bullets	2000	1	19	Jamaal Magloire	Charlotte Hornets
			Jim Line	Indianapolis Olympians		2	36	Jimmy Dan Conner	Phoenix Suns	2002	1	23	Tayshaun Prince	Detroit Pistons
1952			Bobby Watson	Milwaukee Hawks		3	49	Bob Guyette	K.C.-Omaha Kings	2003	2	43	Keith Bogans	Milwaukee Bucks
			Lucian Whitaker	Indianapolis Olympians		7	113	Mike Flynn	Philadelphia 76ers	2006	1	21	Rajon Rondo	Phoenix Suns
					1977	2	24	Larry Johnson	Buffalo Braves	2008	2	58	Joe Crawford	Los Angeles Lakers
1953			Cliff Hagan	Boston Celtics	1978	1	3	Rick Robey	Indiana Pacers	2009	2	41	Jodie Meeks	Milwaukee Bucks
			Frank Ramsey	Boston Celtics		1	16	Jack Givens	Atlanta Hawks	2010	1	1	John Wall	Washington Wizards
			Lou Tsioropoulos	Boston Celtics		2	39	James Lee	Seattle Supersonics		1	5	DeMarcus Cousins	Sacramento Kings
1955	5	34	Bill Evans	Rochester Royals		3	45	Mike Phillips	New Jersey Nets		1	14	Patrick Patterson	Houston Rockets
1956			Jerry Bird	Minneapolis Lakers	1979	1	22	Kyle Macy	Phoenix Suns		1	18	Eric Bledsoe	Oklahoma City Thunder
			Bob Burrow	Rochester Royals		6	111	Truman Claytor	Detroit Pistons		1	29	Daniel Orton	Orlando Magic
			Phil Grawemeyer	Minneapolis Lakers	1980	5	101	LaVon Williams	Cleveland Cavaliers	2011	1	3	Enes Kanter	Utah Jazz
1957	10	73	Jerry Calvert	Philadelphia Warriors		9	183	Jay Shidler	Chicago Bulls		1	8	Brandon Knight	Detroit Pistons
1958	2	10	Vernon Hatton	Cincinnati Royals	1981	6	127	Fred Cowan	Houston Rockets		2	45	Josh Harrellson	New Orleans Hornets
	4	37	Johnny Cox*	New York Knicks	1982	7	145	Chuck Verderber	Chicago Bulls		2	53	DeAndre Liggins	Orlando Magic
	15	86	Adrian Smith	Cincinnati Royals	1983	2	33	Dirk Minniefield	Dallas Mavericks	2012	1	1	Anthony Davis	New Orleans Hornets
1959	4	30	Johnny Cox*	New York Knicks		3	67	Derrick Hord	Cleveland Cavaliers		1	2	Michael Kidd-Gilchrist	Charlotte Bobcats
1960	4	32	Sid Cohen	Boston Celtics		6	134	Charles Hurt	Milwaukee Bucks		1	18	Terrence Jones	Houston Rockets
	6	48	Roger Newman*	Boston Celtics	1984	1	2	Sam Bowie	Portland Trail Blazers		1	29	Marquis Teague	Chicago Bulls
	7	53	Bennie Coffman	Syracuse Nationals		1	6	Melvin Turpin	Washington Bullets		2	42	Doron Lamb	Milwaukee Bucks
	18	92	Don Mills	Cincinnati Royals		4	81	Dickey Beal	Atlanta Hawks		2	46	Darius Miller	New Orleans Hornets
1961	5	45	Billy Ray Lickert	Los Angeles Lakers		6	127	Jim Master	Atlanta Hawks		1	6	Nerlens Noel	New Orleans Pelicans
	5	64	Roger Newman*	Syracuse Nationals		8	163	Tom Heitz	Indiana Pacers	2013	1	29	Archie Goodwin	Oklahoma City Thunder
	13	102	Ned Jennings	New York Knicks	1986	1	5	Kenny Walker	New York Knicks		1	7	Julius Randle	Los Angeles Lakers
1962	8	61	Larry Pursiful	Chicago Zephyrs		5	115	Roger Harden	Los Angeles Lakers		1	17	James Young	Boston Celtics
1964	2	12	Cotton Nash	Los Angeles Lakers	1987	5	94	James Blackmon	New Jersey Nets					
1966	3	24	Tommy Kron	St. Louis Hawks	1988	1	8	Rex Chapman	Charlotte Hornets					
1967	1	7	Pat Riley	San Diego Rockets		3	51	Rob Lock	Los Angeles Clippers					
	4	38	Louie Dampier	Cincinnati Royals		3	60	Ed Davender	Washington Bullets					
1968	5	60	Thad Jaracz	Boston Celtics		3	64	Winston Bennett	Cleveland Cavaliers					
	9	119	Cliff Berger	Milwaukee Bucks	1993	1	4	Jamal Mashburn	Dallas Mavericks					
1969	10	139	Phil Argento	Los Angeles Lakers	1994	2	31	Rodney Dent	Orlando Magic					


*-1st instance of name signifies junior-eligible draft

**-Selected second overall in 1971 NBA supplemental hardship draft





KENTUCKY'S TOURNAMENT HISTORY



KENTUCKY IN THE NCAA

NCAA BASKETBALL'S ELITE

NCAA CHAMPIONSHIPS

1.....UCLA	11
2.....KENTUCKY	8
3.....Indiana	5
.....North Carolina	5
5.....Duke	4
.....UConn	4

NCAA FINAL FOURS

1.....North Carolina	18
2.....UCLA	17
3.....KENTUCKY	16
4.....Duke	15
5.....Kansas	14

NCAA FINAL FOUR WINS

1.....UCLA	25
2.....KENTUCKY	19
3.....Duke	15
.....North Carolina	15
5.....Kansas	14

NCAA TOURNAMENT APPEARANCES

1.....KENTUCKY	53
2.....North Carolina	45
3.....UCLA	44
4.....Kansas	43
5.....Louisville	40

TOURNAMENT GAMES

1.....KENTUCKY	163
2.....North Carolina	153
3.....Kansas	137
4.....UCLA	134
5.....Duke	133

TOURNAMENT WINS

1.....KENTUCKY	116
2.....North Carolina	110
3.....Duke	99
4.....UCLA	97
5.....Kansas	96

TOURNAMENT WINNING PERCENTAGE

1.....Duke	.756 (99-32)
2.....UCLA	.724 (97-37)
3.....North Carolina	.719 (110-43)
4.....KENTUCKY	.712 (116-47)
5.....Kansas	.696 (96-42)

Kentucky has made *53 appearances in the NCAA Tournament — more than any other school. Kentucky has captured the NCAA title eight times. Through the years, the Wildcats have racked up an impressive 116-47 NCAA Tournament record.

Totals:

53 appearances, won 116, lost 47; Eight NCAA Championships; Runner-up four times; 16 Final Four appearances; 35 Elite Eight appearances.

Years in NCAA Tourney:

1942-45-48-49-51-52-55-56-57-58-59-61-62-64-66-68-69-70-71-72-73-75-77-78-80-81-82-83-84-85-86-87-*92-93-94-95-96-97-98-99-2000-01-02-03-04-05-06-07-08-10-11-12-14.

*1988 appearance vacated as part of NCAA sanctions.

Kentucky in the NCAA Record Books

The Wildcats hold numerous records in NCAA play, both as a team and individually. Here are the NCAA records held by UK:

Fewest Points Allowed (single game, since 1938):

6 — Kentucky (75) vs. Arkansas State, Jan. 8, 1945; and Tennessee (11) vs. Temple, Dec. 15, 1973

Fewest Field Goals (single game, since 1938):

2 — Arkansas State vs. Kentucky, Jan. 8, 1945; Duke vs. N.C. State, March 8, 1968

Most Rebounds (single game):

108 — Kentucky vs. Ole Miss, Feb. 8, 1964

Most Consecutive Homecourt Victories:

129 — Kentucky, from Jan. 4, 1943, to Jan. 8, 1955 (ended by Georgia Tech, 59-58)

Unbeaten Teams (since 1938, UK is one of 12 schools):

1954 — Kentucky (25-0)

30-Game Winners (UK has registered more 30-game winning seasons than any other school in the NCAA):

13; breakdown of 30-game winning seasons below:

38 — KENTUCKY, 2012 (NCAA record)

36 — KENTUCKY, 1948

35 — KENTUCKY, 1997

KENTUCKY, 1998

KENTUCKY, 2010

34 — KENTUCKY, 1947

32 — KENTUCKY, 1949

KENTUCKY, 1951

KENTUCKY, 1986

KENTUCKY, 2003


30 — KENTUCKY, 1978

KENTUCKY, 1993

KENTUCKY, 1996

Most Wins by a Coach in his First Year at a School:

35 — Tubby Smith, Kentucky, 1998 & John Calipari, Kentucky, 2010



KENTUCKY IN THE NCAA TOURNAMENT

All-Time

Most Tournament Appearances:

53 - Kentucky

Most Tournament Games: 163 - Kentucky

Most Tournament Wins: 116 - Kentucky

Series

Most Assists in a Tournament: 143 - Kentucky, 1996 (6 games)

Most Blocks in a Tournament: 48 - Kentucky, 1998 (6 games)

Team

Fewest Points in a Final Four Game:

28 - Kentucky vs. Dartmouth (47), 1942

Most Blocks in a Tournament Game:

14 - Kentucky vs. UCLA, 1998

Most Blocks in a Tournament Game (Two Teams):

20 - Kentucky (14) vs. UCLA (6), 1998

Most Personal Fouls by Two Final Four Teams:

61 - Syracuse (30)

vs. Kentucky (31), 1975

Individual

Highest FG%: 100.0% (Tied) - Kenny Walker (11-11) vs. Western Kentucky, 1986

Team - Championship Game

Largest Halftime Deficit Overcome:

10 - Kentucky (31) vs. Utah (41), 1998

Most Points Scored by Two Teams:

182 - Kentucky (94) vs. Duke (88), 1978

Most FG Made by Two Teams:

71 - UCLA (38) vs. Kentucky (33), 1975

Most 3FG: 12 - Kentucky vs. Syracuse, 1996 (12-27)

Most Disqualifications:

4 - Kentucky vs. Arizona, 1997

Most Blocks: 11 - Kentucky vs. Kansas, 2012

Individual - Championship Game

Blocks: 6 (Tied) - Anthony Davis vs. Kansas, 2012

Most 3FG: 7 (Tied) - Tony Delk (7-12) vs. Syracuse, 1996

NCAA SEASONAL STATISTICAL CHAMPIONS KENTUCKY

WON-LOST PCT.

1954 - 1.000 (25-0)

2012 - .950 (38-2)

1978 - .938 (30-2)

2003 - .889 (32-4)

2010 - .921 (35-3)

2012 - .950 (38-2)

SCORING OFFENSE

1952 - 82.3 PPG

SCORING MARGIN

1949 - 24.3 PPG (68.2 - 43.9)

1951 - 22.2 PPG (74.7 - 52.5)

1952 - 26.9 PPG (82.3 - 55.4)

1954 - 27.2 PPG (87.5 - 60.3)

1957 - 14.8 PPG (84.2 - 69.4)

1995 - 18.4 PPG (87.4 - 69.0)

1996 - 22.1 PPG (91.4 - 69.4)

1997 - 20.3 PPG (83.1 - 62.8)

2012 - 16.8 PPG (77.4 - 60.6)

REBOUNDS

1951 - 2,109

FG PCT.

1983 - .556

3FG MADE

1990 - 10.04 PG

ASSISTS

1996 - 21.8 PG


1997 - 19.4 PG

BLOCKED SHOTS

2012 - 8.6 BPG

FG PCT. DEFENSE

2012 - .374



ALL-TIME WINNINGEST TEAMS


School Name	First Year	Yrs.	Won	Lost	Tied	Pct.
1. Kentucky	1903	111	2,140	672	1	.761
2. Kansas	1899	116	2,126	822	0	.721
3. North Carolina	1911	104	2,114	755	0	.737
4. Duke	1906	109	2,027	849	0	.705
5. Syracuse	1901	113	1,902	838	0	.694
6. Temple	1895	118	1,823	1,014	0	.643
7. UCLA	1920	95	1,781	788	0	.693
8. St. John's (N.Y.)	1908	107	1,774	944	0	.653
9. Notre Dame	1898	116	1,763	964	1	.646
10. Indiana	1901	114	1,736	981	0	.639
11. Louisville	1912	100	1,728	875	0	.664
12. Penn	1897	114	1,714	1,041	2	.622

School Name	First Year	Yrs.	Won	Lost	Tied	Pct.
13. BYU	1903	112	1,713	1,038	0	.623
14. Illinois	1906	109	1,710	925	0	.649
15. Utah	1909	106	1,706	948	0	.643
16. Washington	1896	112	1,700	1,110	0	.605
17. Texas	1906	108	1,698	1,006	0	.628
18. Western Kentucky	1915	95	1,695	856	0	.664
19. Arizona	1905	109	1,678	905	0	.650
20. Cincinnati	1902	113	1,673	970	0	.633
Purdue	1897	116	1,673	989	0	.628
22. Oregon State	1902	113	1,670	1,267	0	.569
23. Princeton	1901	114	1,657	1,034	0	.616
24. West Virginia	1904	105	1,651	1,040	0	.614
25. North Carolina St.	1913	102	1,639	994	0	.622

ALL-TIME WINNING PERCENTAGE

School Name	First Year	Yrs.	Won	Lost	Tied	Pct.
1. Kentucky	1903	111	2,140	672	1	.761
2. North Carolina	1911	104	2,114	755	0	.737
3. Kansas	1899	116	2,126	822	0	.721
4. Duke	1906	109	2,027	849	0	.705
5. Syracuse	1901	113	1,902	838	0	.694
6. UCLA	1920	95	1,781	788	0	.693
7. UNLV	1920	95	1,773	792	0	.691
8. Louisville	1912	100	1,728	875	0	.664
Western Kentucky	1915	95	1,695	856	0	.664
10. St. John's (N.Y.)	1908	107	1,774	944	0	.653
11. Arizona	1905	109	1,678	905	0	.650
12. Illinois	1906	109	1,710	925	0	.649
13. Notre Dame	1898	116	1,763	964	1	.646

School Name	First Year	Yrs.	Won	Lost	Tied	Pct.
14. VCU	1971	44	844	464	0	.645
15. Connecticut	1901	111	1,621	896	0	.644
16. Murray St.	1926	89	1,524	846	0	.643
Temple	1895	118	1,823	1,014	0	.643
Utah	1909	106	1,706	948	0	.643
19. Missouri St.	1909	102	1,595	889	0	.642
20. Villanova	1921	94	1,613	908	0	.640
21. Arkansas	1924	91	1,578	892	0	.639
Indiana	1901	114	1,736	981	0	.639
23. Weber St.	1963	52	964	557	0	.634
24. Cincinnati	1902	113	1,673	970	0	.633
Memphis	1921	93	1,465	848	0	.633



Kenny Walker is among a select group who was perfect from the field (11-11) in an NCAA tournament game

UK'S NCAA TOURNAMENT GAME HIGHS

Team Points

- 113, Mount Saint Mary's (1995, 1st Round)
 110, San Jose State (1996, 1st Round)
 109, Notre Dame (1970, Sweet 16)
 106, Florida State (1993, Elite 8)
 106, Iowa State (1992, 2nd Round)
 106, Austin Peay (1973, Sweet 16) [OT]
by Opponent
 107 by Western Kentucky (1971, Sweet 16)
 106 by Jacksonville (1970, Elite 8)
 104 by Duke (1992, Elite 8) [OT]

Winning Margin

- +46, Mount St. Mary's, 1995 (1st Round) [113-67]
 +44, Rider, 1993 (1st Round) [96-52]
 +38, Montana, 1997 (1st Round) [92-54]
 +38, San Jose State, 1996 (1st Round) [110-72]
 +34, Wake Forest, 1993 (Sweet 16) [103-69]
 +33, Notre Dame, 1958 (Elite 8) [89-56]

Individual Points

- 44, Dan Issel vs. Notre Dame (1970, Sweet 16)
 41, Tayshaun Prince vs. Tulsa (2002, 2nd Round)
 41, Jack Givens vs. Duke (1978, Finals)
 36, Dan Issel vs. Miami, Ohio (1969, Reg. Cons.)
 36, Dan Issel vs. Marquette (1968, Sweet 16)

by Opponent

- 52 by Austin Carr, Notre Dame (1970, Sweet 16)
 36 by Henry Finkel, Dayton (1966, Sweet 16)
 35 by Jim McDaniels, Western Kentucky (1971, Sweet 16)
 34 by Carl Cain, Iowa (1956, Elite 8)
 33 by Kent Benson, Indiana (1975, Elite 8)
 33 by Jerry Lucas, Ohio State (1962, Elite 8)
 33 by Jerry Lucas, Ohio State (1961, Elite 8)

Field Goals

- 18, Jack Givens vs. Duke (1978 Championship) [27 attempts]
 17, Dan Issel vs. Notre Dame (1970 Sweet 16) [28 attempts]

- 15, Jim Andrews vs. Austin Peay (1973 Sweet 16) [19 attempts]
 14, Tayshaun Prince vs. Tulsa (2002 2nd Round) [21 attempts]
 14, Dan Issel vs. Marquette (1968 Sweet 16) [18 attempts]
 14, Louie Dampier vs. Dayton (1966 Sweet 16) [23 attempts]
 14, Bob Burrow vs. Wayne State (1956 Sweet 16)

by Opponent

- 22 by Austin Carr, Notre Dame (1970, 1st Round) [35 attempts]
 15 by Henry Finkel, Dayton (1966, Sweet 16) [26 attempts]

Field Goal Attempts

- 30, Kevin Grevey vs. UCLA (1975 Championship) [13 made]
 29, Bill Spivey vs. Kansas State (1951 Championship) [9 made]
 28, Dan Issel vs. Notre Dame (1970 Sweet 16) [17 made]
 27, Jack Givens vs. Duke (1978 Championship) [18 made]
 27, Pat Riley vs. Michigan (1966 Elite 8) [13 made]
 27, Cotton Nash vs. Loyola (1964 Reg. Cons.) [11 made]

by Opponent

- 35 by Austin Carr, Notre Dame (1970, 1st Round) [22 made]
 32 by Elgin Baylor, Seattle (1958, Nat. Championship) [9 made]
 31 by James Williams, Austin Peay (1973, Sweet 16) [13 made]
 29 by Don Hennon, Pittsburgh (1957, Sweet 16) [11 made]
 26 by Ron Carter, VMI (1977, Sweet 16) [13 made]
 26 by Henry Finkel, Dayton (1966, Sweet 16) [15 made]
 26 by Bob Brown, Louisville (1951, 1st Round) [7 made]

Field Goal Percentage (min. 8 attempts)

- 1.000, Kenny Walker vs. W. Kentucky (1986, 2nd Round) [11-11]
 .909, Travis Ford vs. Wake Forest (1993, Sweet 16) [10-11]
 .900, DeMarcus Cousins vs. Wake Forest (2010, 2nd Rd.) [9-10]
 .900, Patrick Patterson vs. E. Tenn. State (2010, 1st Rd.) [9-10]
 .875, Josh Harrellson vs. Princeton

- (2011, 2nd Rd.) [7-8]
 .875, Anthony Davis vs. Louisville (2012, Final Four) [7-8]

by Opponent

- 1.000 by Christian Laettner, Duke (1992, Elite 8) [10-of-10]
 .900 by Ben Caton, Utah (1996, Sweet 16) [9-of-10]
 .875 by Ric Cobb, Marquette (1969, Sweet 16) [7-of-8]
 .818 by Randy Ayers, Miami, Ohio (1978, Sweet 16) [9-of-11]

3-Point Field Goals

- 8, Eric Bledsoe vs. E. Tenn. State (2010, 1st Rd.) [9 attempts]
 7, Tony Delk vs. Syracuse (1996 Championship) [12 attempts]
 6, Tayshaun Prince vs. Tulsa (2002 2nd Round) [8 attempts]
 6, Tayshaun Prince vs. Iowa (2001 2nd Round) [8 attempts]
 5, 13 players (Last Doron Lamb 2012 3rd Round) [7 attempts]

by Opponent

- 6 by David Bluthenthal, USC (2001, Sweet 16) [9 attempts]
 6 by Dean Oliver, Iowa (2001, 2nd Round) [9 attempts]
 6 by Jeff Boschee, Kansas (1999, 2nd Round) [18 attempts]
 6 by Tyler Brown, S. Carolina St. (1998, 1st Round) [10 attempts]

3-Point Field Goals Attempts

- 14, Tony Delk vs. North Carolina (1995 Elite 8) [5 made]
 12, Scott Padgett vs. Arizona (1997 Championship) [3 made]
 12, Tony Delk vs. Syracuse (1996 Championship) [7 made]
 12, Tony Delk vs. Marquette (1994 2nd Round) [5 made]
 11, Brandon Knight vs. UNC (2011 2nd Round) [5 made]

by Opponent

- 18 by Jeff Boschee, Kansas (1999, 2nd Round) [6 made]

3-Point Field Goal Percentage (min. 5 attempts)

- 1.000, Jamal Mashburn vs. Wake Forest (1993, Sweet 16) [5-5]

- .889, Eric Bledsoe vs. E. Tenn. State (2010 1st Rd.) [8-9]
 .833, Cameron Mills vs. St. Joseph's (1997, Sweet 16) [5-6]
 .833, Travis Ford vs. Wake Forest (1993, Sweet 16) [5-6]
 .800, John Pelphrey vs. Iowa State (1992, 2nd Round) [4-5]

by Opponent

- .833 by Shannon Brown, Michigan State (2005, Elite 8) [5-of-6]
 .714 by Kirk Penney, Wisconsin (2003, Sweet 16) [5-of-7]
 .667, seven players

Free Throws

- 17, Roger Newman vs. Ohio State (1961 Elite 8) [22 attempts]
 13, Scott Padgett vs. Kansas (1999 2nd Round) [17 attempts]
 13, Rodrick Rhodes vs. Tenn. St. (1994 1st Round) [19 attempts]
 13, Ed Davender vs. Maryland (1988 2nd Round) [14 attempts]
 13, Kenny Walker vs. Washington (1985 1st Round) [15 attempts]

by Opponent


- 16 by John Riser, Pittsburgh (1957, Sweet 16) [17 attempts]
 15 by Ron Bayless, Iowa State (1992, 2nd Round) [16 attempts]
 14 by Miles Simon, Arizona (1997 Championship) [17 attempts]
 14 by Dean Meminger, Marquette (1971, Reg. Consol.) [17 att.]
 14 by Jim Coleman, Loyola (1964, Elite 8) [17 attempts]

Free Throw Attempts

- 22, Roger Newman vs. Ohio State (1961 Elite 8) [17 made]
 19, Rodrick Rhodes vs. Tenn. St. (1994 1st Round) [13 made]
 17, Scott Padgett vs. Kansas (1999 2nd Round) [13 made]
 15, Kenny Walker vs. Washington (1985 1st Round) [13 made]
 15, Vernon Hatton vs. Seattle (1958 Championship) [12 made]

by Opponent

- 18 by Robert Kendrick, Wayne State (1956 Sweet 16) [10 made]
 17 by Miles Simon, Arizona (1997 Championship) [14 made]
 17 by Dean Meminger, Marquette (1971, Reg. Consolation) [14 made]
 17 by Jim Coleman, Loyola (1964, Elite 8) [14 made]
 17 by John Riser, Pittsburgh (1957, Sweet 16) [16 made]



Jamal Mashburn was perfect from the 3-point line in the Sweet 16 in 1993

Free Throw Percentage (min. 8 attempts)

- 1,000, Dan Issel vs. Miami, Ohio (1969, Reg. Cons.) [12-of-12]
- 1,000, Bobby Perry vs. UAB (2006, 1st Round) [10-of-10]
- 1,000, Mike Casey vs. Marquette (1969, Sweet 16) [10-of-10]
- 1,000, Cliff Hawkins vs. Utah (2003, 2nd Round) [8-of-8]
- 1,000, Nazr Mohammed vs. S. Carolina St. (1998, 1st Round) [8-of-8]
- 1,000, Derek Anderson vs. Utah (1996, Sweet 16) [8-of-8]
- 1,000, Travis Ford vs. Tennessee State (1994, 1st Round) [8-of-8]
- 1,000, Adrian Smith vs. Notre Dame (1958, Elite 8) [8-of-8]
- 1,000 Doron Lamb vs. Indiana (2012, Sweet 16) [8-of-8]

by Opponent

- 1,000 by Jim McDaniels, W. Kentucky (1971 Sweet 16) [11-of-11]
- 1,000 by Christian Laettner, Duke (1992 Elite 8) [10-of-10]
- 1,000 by Justin Thigpen, Iowa State (1992, 2nd round) [9-of-9]
- 1,000 by Arthur Lee, Stanford (1998 Championship) [9-of-9]
- 1,000 by Otto Petty, Florida State (1972, Elite 8) [9-of-9]
- 1,000 by Cazzie Russell, Michigan (1966 Elite 8) [9-of-9]
- 1,000 by Marc Jackson, Utah (2003, 2nd Round) [8-of-8]
- 1,000 by Oliver Robinson, UAB (1981, 2nd Round) [8-of-8]
- 1,000 by Mike Gminski, Duke (1978, Championship) [8-of-8]

- 1,000 by Steve Krafcisin, North Carolina (1977, Sweet 16) [8-of-8]
- 1,000 by Quincy Acy, Baylor (2012, Elite 8) [8-of-8]
- 1,000 by Sam Dekker, Wisconsin (2014, Final Four) [8-of-8]

Rebounds

- 21, Bill Spivey vs. Kansas State (1951, Finals)
- 16, Jim Andrews vs. Marquette (1972, Sweet 16)
- 16, Dan Issel vs. Marquette (1968, Sweet 16)
- 16, Bill Lickert vs. Morehead State (1961, Sweet 16)
- 16, Johnny Cox vs. Seattle (1958, Finals)
- 16, Ed Beck vs. Michigan State (1957, Elite 8)
- 16, Bill Spivey vs. Illinois (1951, Final Four)

by Opponent

- 30 by Jerry Lucas, Ohio State (1961, Elite 8)
- 23 by Kent Benson, Indiana (1975, Elite 8)
- 20 by Artis Gilmore, Jacksonville (1970, Elite 8)
- 19 by Elgin Baylor, Seattle (1958, National Championship)
- 18 by Caswell Cyrus, St. Bonaventure (2000, 1st Round)
- 18 by Howard Jackson, Austin Peay (1973, Sweet 16)
- 18 by Les Hunter, Loyola (1964, Regional Consolation)
- 18 by Johnny Green, Michigan State (1957, Sweet 16)
- 18 by Bob Lochmuller, Louisville (1951, 1st Round)

Assists

- 14, Dicky Beal vs. BYU (1984, 2nd Round)
- 11, John Wall vs. E. Tennessee State (2010, 1st Round)
- 9, Wayne Turner vs. Saint Louis (1998, 2nd Round)
- 9, Sean Woods vs. Duke (1992, Elite 8) [OT]
- 9, Sean Woods vs. Iowa State (1992, 2nd Round)
- 9, Roger Harden vs. Alabama (1986, Sweet 16)
- 9, Dicky Beal vs. Louisville (1984, Sweet 16)
- 9, Scotty Baesler vs. Ohio State (1962, Elite 8)

by Opponent

- 14 by Andre McCarter, UCLA (1975, National Championship)
- 12 by Edgar Padilla, Massachusetts (1996, Final Four)
- 11 by Dwayne Wade, Marquette (2003, Elite 8)
- 11 by Mateen Cleaves, Michigan State (1999, Elite 8)
- 11 by Bruce Douglass, Illinois (1984, Elite 8)

Blocks

- 7, Anthony Davis vs. Western Kentucky (2012, 2nd Round)
- 6, Anthony Davis vs. Kansas (2012, National Championship)
- 6, Anthony Davis vs. Indiana (2012, Sweet 16)
- 6, Jamaal Magloire vs. UCLA (1998, Sweet 16)
- 6, Nazr Mohammed vs. UCLA (1998, Sweet 16)

- 4, Willie Cauley-Stein vs. Kansas State (2014, 2nd Round)
- 4, DeMarcus Cousins vs. E. Tennessee State (2010, 1st Round)
- 4, Jamaal Magloire vs. Saint Louis (1998, 2nd Round)
- 4, Jamaal Magloire vs. Montana (1997, 1st Round)
- 4, Mark Pope vs. San Jose State (1996, 1st Round)
- 4, Andre Riddick vs. Rider (1993, 1st Round)
- 4, Melvin Turpin vs. Middle Tennessee State (1982, 1st Round)

Steals

- 6, Anthony Epps vs. San Jose State (1996, 1st Round)
- 6, Antoine Walker vs. San Jose State (1996, 1st Round)
- 6, Dicky Beal vs. Louisville (1984, Sweet 16)
- 5, Patrick Sparks vs. Connecticut (2006, 2nd Round)
- 5, Rajon Rondo vs. Eastern Kentucky (2005, 1st Round)
- 5, Anthony Epps vs. Minnesota (1997, Final 4)
- 5, Wayne Turner vs. Minnesota (1997, Final 4)
- 5, Wayne Turner vs. Utah (1997, Elite 8)
- 5, Wayne Turner vs. Montana (1997, 1st Round)
- 5, Anthony Epps vs. Tulane (1995, 2nd Round)
- 5, Rodrick Rhodes vs. Tennessee State (1994, 1st Round)

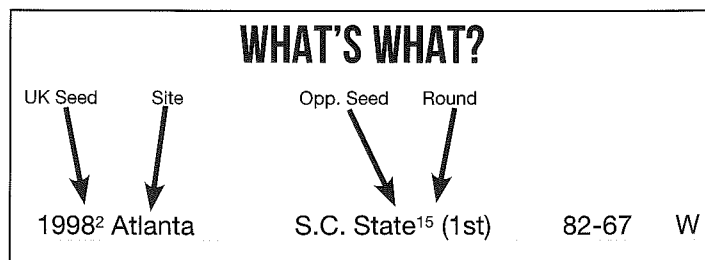
YEAR-BY-YEAR IN THE NCAA

Year	Location	Opponent	Score	W/L	Year	Location	Opponent	Score	W/L
1942	New Orleans	Illinois (RS)	46-44	W	1971	Athens	Western Kentucky (RS)	83-107	L
		Dartmouth (RF)	28-47	L			Marquette (Cons.)	74-91	L
1945	New York	Ohio State (RS)	37-45	L	1972	Dayton	Marquette (RS)	85-69	W
		Tufts (Cons.)	66-56	W			Florida State (RF)	54-73	L
1948	New York	Columbia (RS)	76-53	W	1973	Nashville	Austin Peay (RS) [OT]	106-100	W
		Holy Cross (RF)	60-52	W			Indiana (RF)	65-72	L
		Baylor (NF)	58-42	W	1975	Tuscaloosa	Marquette (1st)	76-54	W
1949	New York	Villanova (RS)	85-72	W		Dayton	Central Michigan (RS)	90-73	W
		Illinois (RF)	76-47	W	Indiana (RF)	92-90	W		
1951	Seattle	Oklahoma State (NF)	46-36	W	San Diego	Syracuse (NS)	95-79	W	
	Raleigh	Louisville (1st)	79-68	W	UCLA (NF)	85-92	L		
	New York	St. John's (RS)	59-43	W	1977	Philadelphia	Princeton (1st)	72-58	W
		Illinois (RF)	76-74	W		College Park	VMI (RS)	93-78	W
	Minneapolis	Kansas State (NF)	68-58	W	North Carolina (RF)	72-79	L		
1952	Raleigh	Penn State (RS)	82-54	W	1978	Knoxville	Florida State (1st)	85-76	W
		St. John's (RF)	57-64	L		Dayton	Miami, Ohio (RS)	91-69	W
1955	Evanston	Marquette (RS)	71-79	L			Michigan State (RF)	52-49	W
		Penn State (Cons.)	84-59	W	St. Louis	Arkansas (NS)	64-59	W	
1956	Iowa City	Wayne State (RS)	84-64	W			Duke (NF)	94-88	W
		Iowa (RF)	77-89	L	1980 ¹	Bowling Green	Florida State ⁸ (2nd)	97-78	W
1957	Lexington	Pittsburgh (RS)	98-92	W		Lexington	Duke ⁴ (RS)	54-55	L
		Michigan State (RF)	68-80	L	1981 ²	Tuscaloosa	UAB ⁷ (2nd)	62-69	L
1958	Lexington	Miami, Ohio (RS)	94-70	W		1982 ⁶	Nashville	Middle Tennessee ¹¹ (1st)	44-50
		Notre Dame (RF)	89-56	W	1983 ³		Tampa	Ohio ¹¹ (2nd)	57-40
		Louisville	Tempe (NS)	61-60		W	Knoxville	Indiana ² (RS)	64-59
	Louisville	Seattle (NF)	84-72	W			Louisville ¹ (RF) [OT]	68-80	L
1959	Evanston	Louisville (RS)	61-76	L	1984 ¹	Birmingham	BYU ⁸ (2nd)	93-68	W
		Marquette (Cons.)	98-69	W		Lexington	Louisville ⁵ (RS)	72-67	W
1961	Louisville	Morehead State (RS)	71-64	W			Illinois ² (RF)	54-51	W
		Ohio State (RF)	74-87	L	Seattle	Georgetown ¹ (NS)	40-53	L	
1962	Iowa City	Butler (RS)	81-60	W	1985 ¹²	Salt Lake City	Washington ⁵ (1st)	66-58	W
		Ohio State (RF)	64-74	L				UNLV ⁴ (2nd)	64-61
1964	Minneapolis	Ohio (RS)	69-85	L		Denver	St. John's ¹ (RS)	70-86	L
		Loyola, Chi. (Cons.)	91-100	L	1986 ¹	Charlotte	Davidson ¹⁶ (1st)	75-55	W
1966	Iowa City	Dayton (RS)	86-79	W				Western Ky. ⁸ (2nd)	71-64
		Michigan (RF)	84-77	W	Atlanta	Alabama ⁵ (RS)	68-63	W	
		College Park	Duke (NS)	83-79	W			LSU ¹¹ (RF)	57-59
	College Park	UTEP (NF)	65-72	L	1987 ⁸	Atlanta	Ohio State ⁹ (1st)	77-91	L
1968	Lexington	Marquette (RS)	107-89	W		1988 ²	Cincinnati	Southern ¹⁵ (1st)	99-84
		Ohio State (RF)	81-82	L				Maryland ⁷ (2nd)	90-81
1969	Madison	Marquette (RS)	74-81	L		Birmingham	Villanova ⁶ (RS)	74-80	L
		Miami, Ohio (Cons.)	72-71	W	1992 ²	Worcester	Old Dominion ¹⁵ (1st)	88-69	W
1970	Columbus	Notre Dame (RS)	109-99	W				Iowa State ¹⁰ (2nd)	106-98
		Jacksonville (RF)	100-106	L	Philadelphia	Massachusetts (RS)	87-77	W	
						Duke (RF) [OT]	103-104	L	

2014 - 2015 KENTUCKY MEN'S BASKETBALL

Year	Location	Opponent	Score	W/L	Year	Location	Opponent	Score	W/L
1993 ¹	Nashville	Rider ¹⁶ (1st)	96-52	W	2005 ²	Indianapolis	EKU ¹⁵ (1st)	72-64	W
		Utah ⁸ (2nd)	83-62	W			Austin	Cincinnati ⁷ (2nd)	69-60
	Charlotte	Wake Forest ⁵ (RS)	103-69	W		Utah ⁶ (RS)		62-52	W
		Florida State ³ (RF)	106-81	W			Michigan St. ⁵ (RF) [2OT]	88-94	L
	New Orleans	Michigan ¹ (NS) [OT]	78-81	L	2006 ⁸	Philadelphia	UAB ⁹ (1st)	69-64	W
1994 ³	St. Petersburg	Tennessee St. ¹⁴ (1st)	83-70	W			Connecticut ¹ (2nd)	83-87	L
		Marquette ⁶ (2nd)	63-75	L	2007 ⁸	Chicago	Villanova ⁹ (1st)	67-58	W
1995 ¹	Memphis	Mt. St. Mary's ¹⁶ (1st)	113-67	W			Kansas ¹ (2nd)	76-88	L
		Tulane ⁹ (2nd)	82-60	W	2008 ¹¹	Anaheim	Marquette ⁶ (1st)	66-74	L
	Birmingham	Arizona State ⁵ (RS)	97-73	W			2010 ¹	New Orleans	East Tenn. St. ¹⁶ (1st)
		North Carolina ² (RF)	61-74	L	Wake Forest ⁹ (2nd)	90-60			W
1996 ¹	Dallas	San Jose State ¹⁶ (1st)	110-72	W		Syracuse	Cornell ¹² (RS)	62-45	W
		Virginia Tech ⁹ (2nd)	84-60	W	West Virginia ² (RF)		66-73	L	
	Minneapolis	Utah ⁴ (RS)	101-70	W	2011 ⁴	Tampa	Princeton ¹³ (2nd)	59-57	W
		Wake Forest ² (RF)	83-63	W			West Virginia ⁵ (3rd)	71-63	W
	E. Rutherford	Massachusetts ¹ (NS)	81-74	W		Newark	Ohio State ¹ (RS)	62-60	W
		Syracuse ⁴ (NF)	76-67	W	North Carolina ² (RF)		76-69	W	
1997 ¹	Salt Lake City	Montana ¹⁶ (1st)	92-54	W		Houston	Connecticut ⁹ (NS)	55-56	L
		Iowa ⁸ (2nd)	75-69	W	2012 ¹		Louisville	WKU ¹⁶ (2nd)	81-66
	San Jose	St. Joseph's ⁴ (RS)	83-68	W		Iowa State ⁹ (3rd)		87-71	W
		Utah ² (RF)	72-59	W		Atlanta	Indiana ⁴ (RS)	102-90	W
	Indianapolis	Minnesota ¹ (NS)	78-69	W	Baylor ³ (RF)		82-70	W	
		Arizona ⁴ (NF) [OT]	79-84	L		New Orleans	Louisville ⁴ (NS)	69-61	W
1998 ²	Atlanta	S.C. State ¹⁵ (1st)	82-67	W	Kansas ² (NF)		67-59	W	
		Saint Louis ¹⁰ (2nd)	88-61	W	2014 ⁸	St. Louis	Kansas State ⁹ (2nd)	56-49	W
	St. Petersburg	UCLA ⁶ (RS)	94-68	W			Wichita State ¹ (3rd)	78-76	W
		Duke ¹ (RF)	86-84	W		Indianapolis	Louisville ⁴ (RS)	74-69	W
	San Antonio	Stanford ³ (NS) [OT]	86-85	W	Michigan ² (RF)		75-72	W	
		Utah ³ (NF)	78-69	W		Arlington	Wisconsin ² (NS)	74-73	W
1999 ³	New Orleans	New Mexico St. ¹⁴ (1st)	82-60	W	Connecticut ⁷ (NF)		60-54	L	
		Kansas ⁶ (2nd) [OT]	92-88	W					
	St. Louis	Miami, Ohio ¹⁰ (RS)	58-43	W					
		Michigan State ¹ (RF)	66-73	L					
2000 ⁵	Cleveland	St. Bona ¹² (1st) [2OT]	85-80	W					
		Syracuse ⁴	50-52	L					
2001 ²	Long Island	Holy Cross ¹⁵ (1st)	72-68	W					
		Iowa ⁷ (2nd)	92-79	W					
	Philadelphia	Southern Cal ⁶ (RS)	76-80	L					
2002 ⁴	St. Louis	Valparaiso ¹³ (1st)	83-68	W					
		Tulsa ¹² (2nd)	87-82	W					
	Syracuse	Maryland ¹ (RS)	68-78	L					
2003 ¹	Nashville	IUPUI ¹⁶ (1st)	95-64	W					
		Utah ⁹ (2nd)	74-54	W					
	Minneapolis	Wisconsin ⁵ (RS)	63-57	W					
		Marquette ³ (RF)	69-83	L					
2004 ¹	Columbus	Florida A&M ¹⁶ (1st)	96-76	W					
		UAB ⁹ (2nd)	75-76	L					

• As part of sanctions imposed by the NCAA, UK had to erase from its records the three games played in the NCAA Tournament: a 99-84 win over Southern, a 90-81 win over Maryland and an 80-74 loss to Villanova.



UK VS. NCAA TOURNAMENT OPPONENTS

Opponent	First Meeting	Last Meeting	W-L	Opponent	First Meeting	Last Meeting	W-L
Alabama	1986		1-0	Morehead State	1961		1-0
UAB	1981	2006	1-2	Mount St. Mary's	1995		1-0
Arizona	1997		0-1	UNLV	1985		1-0
Arizona State	1995		1-0	New Mexico State	1999		1-0
Arkansas	1978		1-0	North Carolina	1977	2011	1-2
Austin Peay	1973		1-0	Notre Dame	1958	1970	2-0
Baylor	1948	2012	2-0	Ohio	1964	1983	1-1
BYU	1984		1-0	Ohio State	1945	2011	1-5
Butler	1962		1-0	Oklahoma State	1949		1-0
Central Michigan	1975		1-0	Old Dominion	1992		1-0
Cincinnati	2005		1-0	Penn State	1952	1955	2-0
Columbia	1948		1-0	Pittsburgh	1957		1-0
Connecticut	2006	2014	0-3	Princeton	1977	2011	2-0
Cornell	2010		1-0	Rider	1993		1-0
Dartmouth	1942		0-1	St. Bonaventure	2000		1-0
Davidson	1986		1-0	St. John's	1951	1985	1-2
Dayton	1966		1-0	St. Joseph's	1997		1-0
Duke	1966	1998	3-2	Saint Louis	1998		1-0
Eastern Kentucky	2005		1-0	San Jose State	1996		1-0
East Tennessee State	2010		1-0	Seattle	1958		1-0
Florida A&M	2004		1-0	South Carolina St.	1998		1-0
Florida State	1972	1993	3-1	Southern Cal	2001		0-1
Georgetown	1984		0-1	Stanford	1998		1-0
Holy Cross	1948	2001	2-0	Syracuse	1975	2000	2-1
Illinois	1942	1984	4-0	Temple	1958		1-0
Indiana	1973	2012	3-1	Tennessee State	1994		1-0
IUPUI	2003		1-0	UTEP	1966		0-1
Iowa	1956	2001	2-1	Tufts	1945		1-0
Iowa State	1992	2012	2-0	Tulane	1995		1-0
Jacksonville	1970		0-1	Tulsa	2002		1-0
Kansas	1999	2012	2-1	UCLA	1975	1998	1-1
Kansas State	1951	2014	2-0	Utah	1993	2005	6-0
LSU	1986		0-1	Valparaiso	2002		1-0
Louisville	1951	2014	4-2	Villanova	1949	2007	2-0
Loyola, Ill.	1964		0-1	VMI	1977		1-0
Marquette	1955	2008	4-6	Virginia Tech	1996		1-0
Maryland	2002		0-1	Wake Forest	1993	2010	3-0
Massachusetts	1992	1996	2-0	Washington	1985		1-0
Miami, Ohio	1958	1999	4-0	Wayne	1956		1-0
Michigan	1966	2014	2-1	West Virginia	2010	2011	1-1
Michigan State	1957	2005	1-3	Western Kentucky	1971	2012	2-1
Middle Tennessee	1982		0-1	Wichita State	2014		1-0
Minnesota	1997		1-0	Wisconsin	2003		2-0
Montana	1997		1-0	Totals			116-47


NCAA FINAL FOUR RESULTS

Year	Champion	Score	Runner-up	3rd Place	4th Place	Site of Finals	Coach of Champions	Outstanding Player
1939	Oregon	46-33	Ohio State	*Oklahoma	*Villanova	Evanston, Ill.	Howard Hobson, Oregon	None Selected
1940	Indiana	60-42	Kansas	*Dukesne	*Southern Cal	Kansas City, Mo.	Branch McCracken, Indiana	Marvin Huffman, Indiana
1941	Wisconsin	39-34	Washington State	*Pittsburgh	*Arkansas	Kansas City, Mo.	Harold Foster, Wisconsin	John Kotz, Wisconsin
1942	Stanford	53-38	Dartmouth	*Kentucky	*Colorado	Kansas City, Mo.	Everett Dean, Stanford	Howard Dallmar, Stanford
1943	Wyoming	46-34	Georgetown	*Texas	*DePaul	New York	Everett Shelton, Wyoming	Ken Sailors, Wyoming
1944	Utah	42-40\$	Dartmouth	*Iowa State	*Ohio State	New York	Vadal Peterson, Utah	Arnold Ferrin, Utah
1945	Oklahoma State	49-45	New York U.	*Arkansas	*Ohio State	New York	Henry Iba, Oklahoma State	Bob Kurland, Oklahoma State
1946	Oklahoma State	43-40	North Carolina	Ohio State	California	New York	Henry Iba, Oklahoma State	Bob Kurland, Oklahoma State
1947	Holy Cross	58-47	Oklahoma	Texas	CCNY	New York	Alvin Julian, Holy Cross	George Kaftan, Holy Cross
1948	Kentucky	58-42	Baylor	Holy Cross	Kansas State	New York	Adolph Rupp, Kentucky	Alex Groza, Kentucky
1949	Kentucky	46-36	Oklahoma State	Illinois	Oregon State	Seattle, Wash.	Adolph Rupp, Kentucky	Alex Groza, Kentucky
1950	CCNY	71-68	Bradley	N.C. State	Baylor	New York	Nat Holman, CCNY	Irwin Dambrot, CCNY
1951	Kentucky	68-58	Kansas State	Illinois	Oklahoma St.	Minneapolis, Minn.	Adolph Rupp, Kentucky	Bill Spivey, Kentucky
1952	Kansas	80-63	St. John's	Illinois	Santa Clara	Seattle, Wash.	Forrest Allen, Kansas	Clyde Lovelette, Kansas
1953	Indiana	69-68	Kansas	Washington	LSU	Kansas City, Mo.	Branch McCracken, Indiana	B.H. Born, Kansas
1954	LaSalle	92-76	Bradley	Penn State	Southern Cal	Kansas City, Mo.	Kenneth Loeffler, LaSalle	Tom Gola, LaSalle
1955	San Francisco	77-63	LaSalle	Colorado	Iowa	Kansas City, Mo.	Phil Woolpert, San Francisco	Bill Russell, San Francisco
1956	San Francisco	83-71	Iowa	Temple	SMU	Evanston, Ill.	Phil Woolpert, San Francisco	Hal Lear, Temple
1957	North Carolina	54-53&	Kansas	San Francisco	Michigan State	Kansas City, Mo.	Frank McGuire, North Carolina	Wilt Chamberlain, Kansas
1958	Kentucky	84-72	Seattle	Temple	Kansas State	Louisville, Ky.	Adolph Rupp, Kentucky	Elgin Baylor, Seattle
1959	California	71-70	West Virginia	Cincinnati	Louisville	Louisville, Ky.	Pete Newell, California	Jerry West, West Virginia
1960	Ohio State	75-55	California	Cincinnati	New York U.	San Francisco, Calif.	Fred Taylor, Ohio State	Jerry Lucas, Ohio State
1961	Cincinnati	70-65\$	Ohio State	Vacated	Utah	Kansas City, Mo.	Edwin Jucker, Cincinnati	Jerry Lucas, Ohio State
1962	Cincinnati	71-59	Ohio State	Wake Forest	UCLA	Louisville, Ky.	Edwin Jucker, Cincinnati	Paul Hogue, Cincinnati
1963	Loyola (Ill.)	60-58\$	Cincinnati	Duke	Oregon State	Louisville, Ky.	George Ireland, Loyola (Ill.)	Art Heyman, Duke
1964	UCLA	98-83	Duke	Michigan	Kansas State	Kansas City, Mo.	John Wooden, UCLA	Walt Hazzard, UCLA
1965	UCLA	91-80	Michigan	Princeton	Wichita State	Portland, Ore.	John Wooden, UCLA	Bill Bradley, Princeton
1966	Texas Western	72-65	Kentucky	Duke	Utah	College Park, Md.	Don Haskins, Texas Western	Jerry Chambers, Utah
1967	UCLA	79-64	Dayton	Houston	North Carolina	Louisville, Ky.	John Wooden, UCLA	Lew Alcindor, UCLA
1968	UCLA	78-55	North Carolina	Ohio State	Houston	Los Angeles, Calif.	John Wooden, UCLA	Lew Alcindor, UCLA
1969	UCLA	92-72	Purdue	Drake	North Carolina	Louisville, Ky.	John Wooden, UCLA	Lew Alcindor, UCLA
1970	UCLA	80-69	Jacksonville	New Mexico St.	St. Bonaventure	College Park, Md.	John Wooden, UCLA	Sidney Wicks, UCLA
1971	UCLA	68-62	Vacated **	Vacated **	Kansas	Houston, Texas	John Wooden, UCLA	Vacated "
1972	UCLA	81-76	Florida State	North Carolina	Louisville	Los Angeles, Calif.	John Wooden, UCLA	Bill Walton, UCLA
1973	UCLA	87-66	Memphis State	Indiana	Providence State	St. Louis, Mo.	John Wooden, UCLA	Bill Walton, UCLA
1974	N.C. State	76-64	Marquette	UCLA	Kansas	Greensboro, N.C.	Norman Sloan, N.C. State	David Thompson, N.C. State
1975	UCLA	92-85	Kentucky	Louisville	Syracuse	San Diego, Calif.	John Wooden, UCLA	Richard Washington, UCLA
1976	Indiana	86-68	Michigan	UCLA	Rutgers	Philadelphia, Pa.	Bob Knight, Indiana	Kent Benson, Indiana
1977	Marquette	67-59	North Carolina	UNLV	Charlotte	Atlanta, Ga.	Al McGuire, Marquette	Butch Lee, Marquette
1978	Kentucky	94-88	Duke	Arkansas	Notre Dame	St. Louis, Mo.	Joe B. Hall, Kentucky	Jack Givens, Kentucky
1979	Michigan State	75-64	Indiana State	DePaul	Penn	Salt Lake City, Utah	Jud Heathcote, Michigan State	Earvin Johnson, Michigan St.
1980	Louisville	59-54	Vacated **	Purdue	Iowa	Indianapolis, Ind.	Denny Crum, Louisville	Darrell Griffith, Louisville
1981	Indiana	63-50	North Carolina	Virginia	LSU	Philadelphia, Pa.	Bob Knight, Indiana	Isiah Thomas, Indiana
1982	North Carolina	63-62	Georgetown	*Houston	*Louisville	New Orleans, La.	Dean Smith, North Carolina	James Worthy, UNC
1983	N.C. State	54-52	Houston	*Georgia	*Louisville	Albuquerque, N.M.	Jim Valvano, N.C. State	Akeem Olajuwon, Houston
1984	Georgetown	84-75	Houston	*Kentucky	*Virginia	Seattle, Wash.	John Thompson, Georgetown	Patrick Ewing, Georgetown
1985	Villanova	66-64	Georgetown	*St. John's	*Memphis State	Lexington, Ky.	Rollie Massimino, Villanova	Ed Pinckney, Villanova
1986	Louisville	72-69	Duke	*LSU	*Kansas	Dallas, Texas	Denny Crum, Louisville	Pervis Ellison, Louisville
1987	Indiana	74-73	Syracuse	*Providence	*UNLV	New Orleans, La.	Bob Knight, Indiana	Keith Smart, Indiana
1988	Kansas	83-79	Oklahoma	*Arizona	*Duke	Kansas City, Mo.	Larry Brown, Kansas	Danny Manning, Kansas
1989	Michigan	80-79\$	Seton Hall	*Duke	*Illinois	Seattle, Wash.	Steve Fisher, Michigan	Glen Rice, Michigan
1990	UNLV	103-73	Duke	*Arkansas	*Georgia Tech	Denver, Colo.	Jerry Tarkanian, UNLV	Anderson Hunt, UNLV
1991	Duke	72-65	Kansas	*UNLV	*North Carolina	Indianapolis, Ind.	Mike Krzyzewski, Duke	Christian Laettner, Duke
1992	Duke	71-51	Michigan	*Cincinnati	*Indiana	Minneapolis, Minn.	Mike Krzyzewski, Duke	Bobby Hurley, Duke
1993	North Carolina	77-71	Michigan	*Kentucky	*Kansas	New Orleans, La.	Dean Smith, North Carolina	Donald Williams, UNC
1994	Arkansas	76-72	Duke	*Florida	*Arizona	Charlotte, N.C.	Nolan Richardson, Arkansas	Corliss Williamson, Arkansas
1995	UCLA	89-78	Arkansas	*Oklahoma State	*North Carolina	Seattle, Wash.	Jim Harrick, UCLA	Ed O'Bannon, UCLA

2014 - 2015 KENTUCKY MEN'S BASKETBALL

1996	Kentucky	76-67	Syracuse	*Massachusetts	*Mississippi State	East Rutherford, N.J.	Rick Pitino, Kentucky	Tony Delk, Kentucky
1997	Arizona	84-79\$	Kentucky	*Minnesota	*North Carolina	Indianapolis, Ind.	Lute Olsen, Arizona	Miles Simon, Arizona
1998	Kentucky	78-69	Utah	*North Carolina	*Stanford	San Antonio, Texas	Tubby Smith, Kentucky	Jeff Sheppard, Kentucky
1999	Connecticut	77-74	Duke	*Michigan State	*Ohio State	St. Petersburg, Fla.	Jim Calhoun, Connecticut	Richard Hamilton, UConn
2000	Michigan State	89-76	Florida	*North Carolina	*Wisconsin	Indianapolis, Ind.	Tom Izzo, Michigan State	Mateen Cleaves, Michigan St.
2001	Duke	82-72	Arizona	*Maryland	*Michigan State	Minneapolis, Minn.	Mike Krzyzewski, Duke	Shane Battier, Duke
2002	Maryland	64-52	Indiana	*Kansas	*Oklahoma	Atlanta, Ga.	Gary Williams, Maryland	Juan Dixon, Maryland
2003	Syracuse	81-78	Kansas	*Marquette	*Texas	New Orleans, La.	Jim Boeheim, Syracuse	Carmelo Anthony, Syracuse
2004	Connecticut	82-73	Georgia Tech	*Duke	*Oklahoma State	San Antonio, Texas	Jim Calhoun, Connecticut	Emeka Okafor, Connecticut
2005	North Carolina	75-70	Illinois	*Louisville	*Michigan State	St. Louis, Mo.	Roy Williams, North Carolina	Sean May, North Carolina
2006	Florida	73-57	UCLA	*George Mason	*LSU	Indianapolis, Ind.	Billy Donovan, Florida	Joakim Noah, Florida
2007	Florida	84-75	Ohio State	*Georgetown	*UCLA	Atlanta, Ga.	Billy Donovan, Florida	Corey Brewer, Florida
2008	Kansas	75-68	Memphis	*North Carolina	*UCLA	San Antonio, Texas	Bill Self, Kansas	Mario Chalmers, Kansas
2009	North Carolina	89-72	Michigan State	*Connecticut	*Villanova	Detroit, Mich.	Roy Williams, North Carolina	Wayne Ellington, N. Carolina
2010	Duke	61-59	Butler	*Michigan State	*West Virginia	Indianapolis, Ind.	Mike Krzyzewski, Duke	Kyle Singler, Duke
2011	Connecticut	53-41	Butler	*Kentucky	*VCU	Houston, Texas	Jim Calhoun, Connecticut	Kemba Walker, Connecticut
2012	Kentucky	67-59	Kansas	*Louisville	*Ohio State	New Orleans, La.	John Calipari, Kentucky	Anthony Davis, Kentucky
2013	Louisville	82-76	Michigan	*Syracuse	*Wichita St.	Atlanta, Ga.	Rick Pitino, Louisville	Luke Hancock, Louisville
2014	Connecticut	60-54	Kentucky	*Florida	*Wisconsin	Arlington, Texas	Kevin Ollie, Connecticut	Shabazz Napier, Connecticut

*-Tied for third place \$-Overtime &-Three Overtimes **Student-athletes representing Villanova (1971), Western Kentucky (1971) and UCLA (1980) were declared ineligible subsequent to the tournament. Under NCAA rules, the teams' and ineligible student-athletes' records were deleted; and the teams' places in the standings were vacated.



Final Four MVP Jack Givens and UK Head Coach Joe B. Hall in 1978

KENTUCKY IN THE SEC

SEC Championships

Team	Titles	Last Title
KENTUCKY	45	2012
LSU	10	2009
Tennessee	9	2008
Alabama	7	2002
Florida	7	2014
Mississippi State	6	2004
Vanderbilt	3	1993
Arkansas	2	1994
Auburn	2	1999
Georgia	1	1990
•Georgia Tech	1	1938
South Carolina	1	1997

•Former SEC Member

SEC Tournament Championships

Team	Titles	Last Title
KENTUCKY	27	2011
Alabama	6	1991
Florida	4	2014
Tennessee	4	1979
Mississippi State	3	2009
Georgia	2	2008
Ole Miss	2	2013
Vanderbilt	2	2012
Arkansas	1	2000
Auburn	1	1985
•Georgia Tech	1	1938
LSU	1	1980

•Former SEC Member

SEC All-Time Standings

Regular-Season Games Only 1933-2013

Team	Yrs.	Won	Lost	Pct.	Titles
KENTUCKY	81	925	263	.779	45
Alabama	81	749	568	.569	7
Tennessee	81	695	531	.567	9
Missouri	2	20	16	.556	0
Arkansas	23	191	177	.519	2
Vanderbilt	82	655	637	.507	3
LSU	82	640	630	.504	10
Florida	81	590	613	.490	7
Auburn	81	570	692	.452	2
Mississippi St.	81	558	726	.435	6
Texas A&M	2	15	21	.417	0
Georgia	82	510	738	.409	1
Ole Miss	81	474	787	.376	0
South Carolina	23	138	234	.371	1

Former Members

Georgia Tech	32	201	207	.493	1
Tulane	34	195	252	.436	0
Sewanee	8	3	76	.038	0

NOTE: Sewanee withdrew after the 1940 season, Georgia Tech after the 1964 season and Tulane after the 1966 campaign. During World War II, Alabama, Auburn, Florida, Ole Miss, Mississippi State and Tennessee suspended intercollegiate basketball for the 1944 season. Kentucky did not compete for the title during the 1953, 1989 and 1990 seasons due to NCAA suspension.

Annual Southeastern Conference Champions

Year	Champion (SEC W-L)	East Champ	West Champ	Champ	Site	Championship Game Result
1933	Kentucky (8-0)			Kentucky	Atlanta	Kentucky 46, Mississippi State 27
1934	Alabama (13-2)			Alabama	Atlanta	Alabama 41, Florida 25
1935	LSU (12-0), Kentucky (11-0)			No Tournament		
1936	Tennessee (8-4)			Tennessee	Knoxville	Tennessee 29, Alabama 25
1937	Kentucky (5-3)			Kentucky	•Knoxville	Kentucky 39, Tennessee 25
1938	Georgia Tech (9-2)			Georgia Tech	Baton Rouge	Georgia Tech 58, Ole Miss 47
1939	Kentucky (5-2)			Kentucky	Knoxville	Kentucky 46, Tennessee 38
1940	Kentucky (4-4)			Kentucky	Knoxville	Kentucky 51, Georgia 43
1941	Tennessee (8-3)			Tennessee	Louisville	Tennessee 36, Kentucky 33
1942	Kentucky (6-2)			Kentucky	Louisville	Kentucky 36, Alabama 34
1943	Tennessee (6-3)			Tennessee	Louisville	Tennessee 33, Kentucky 30
1944	Kentucky (0-0)			Kentucky	••Louisville	Kentucky 62, Tulane 46
1945	Kentucky (4-1)			Kentucky	Louisville	Kentucky 39, Tennessee 35
1946	Kentucky (6-0)			Kentucky	Louisville	Kentucky 59, LSU 36
1947	Kentucky (11-0)			Kentucky	Louisville	Kentucky 55, Tulane 38
1948	Kentucky (9-0)			Kentucky	Louisville	Kentucky 54, Georgia Tech 43
1949	Kentucky (13-0)			Kentucky	Louisville	Kentucky 68, Tulane 52
1950	Kentucky (11-2)			Kentucky	Louisville	Kentucky 95, Tennessee 58
1951	Kentucky (14-0)			Kentucky	Louisville	Vanderbilt 61, Kentucky 57
1952	Kentucky (14-0)			Kentucky	Louisville	Kentucky 44, LSU 43
1953	LSU (13-0)			No Tournament		
1954	Kentucky/LSU (14-0)			No Tournament		

2014 - 2015 KENTUCKY MEN'S BASKETBALL

Year	Champion (SEC W-L)	East Champ	West Champ	Champ	Site	Championship Game Result
1955	Kentucky (12-2)			No Tournament		
1956	Alabama (14-0)			No Tournament		
1957	Kentucky (12-2)			No Tournament		
1958	Kentucky (12-2)			No Tournament		
1959	Mississippi State (13-1)			No Tournament		
1960	Auburn (12-2)			No Tournament		
1961	Mississippi State (11-3)			No Tournament		
1962	Kentucky/Mississippi State (13-1)			No Tournament		
1963	Mississippi State (13-1)			No Tournament		
1964	Kentucky (11-3)			No Tournament		
1965	Vanderbilt (15-1)			No Tournament		
1966	Kentucky (15-1)			No Tournament		
1967	Tennessee (15-3)			No Tournament		
1968	Kentucky (15-3)			No Tournament		
1969	Kentucky (16-2)			No Tournament		
1970	Kentucky (17-1)			No Tournament		
1971	Kentucky (16-2)			No Tournament		
1972	Kentucky/Tennessee (14-4)			No Tournament		
1973	Kentucky (14-4)			No Tournament		
1974	Alabama/Vanderbilt (15-3)			No Tournament		
1975	Kentucky/Alabama (15-3)			No Tournament		
1976	Alabama (15-3)			No Tournament		
1977	Kentucky/Tennessee (16-2)			No Tournament		
1978	Kentucky (16-2)			No Tournament		
1979	LSU (14-4)			Tennessee	Birmingham	Tennessee 75, Kentucky 69^{OT}
1980	Kentucky (15-3)			LSU	Birmingham	LSU 80, Kentucky 78
1981	LSU (17-1)			Ole Miss	Birmingham	Ole Miss 66, Georgia 62
1982	Kentucky/Tennessee (13-5)			Alabama	Lexington	Alabama 48, Kentucky 46
1983	Kentucky (13-5)			Georgia	Birmingham	Georgia 86, Alabama 71
1984	Kentucky (14-4)			Kentucky	Nashville	Kentucky 51, Auburn 49
1985	LSU (13-5)			Auburn	Birmingham	Auburn 53, Alabama 49 ^{OT}
1986	Kentucky (17-1)			Kentucky	Lexington	Kentucky 83, Alabama 72
1987	Alabama (16-2)			Alabama	Atlanta	Alabama 69, LSU 62
1988	Vacated			Vacated	Baton Rouge	Kentucky 62, Georgia 57
1989	Florida (13-5)			Alabama	Knoxville	Alabama 72, Florida 60
1990	Georgia (13-5)			Alabama	Orlando	Alabama 70, Ole Miss 51
1991	Mississippi State/LSU (13-5)			Alabama	Nashville	Alabama 88, Tennessee 64
1992	Arkansas (13-3)	Kentucky (12-4)	Arkansas (13-3)	Kentucky	Birmingham	Kentucky 80, Alabama 54
1993	Vanderbilt (14-2)	Vanderbilt (14-2)	Arkansas (10-6)	Kentucky	Lexington	Kentucky 82, LSU 65
1994	Arkansas (14-2)	Kentucky/Florida (12-4)	Arkansas (14-2)	Kentucky	Memphis	Kentucky 73, Florida 60
1995	Kentucky (14-2)	Kentucky (14-2)	Arkansas/ Mississippi St. (12-4)	Kentucky	Atlanta	Kentucky 95, Arkansas 93^{OT}
1996	Kentucky (16-0)	Kentucky (16-0)	Mississippi State (10-6)	Mississippi St.	New Orleans	Mississippi St. 84, Kentucky 73
1997	South Carolina (15-1)	South Carolina (15-1)	Ole Miss (11-5)	Kentucky	Memphis	Kentucky 95, Georgia 68
1998	Kentucky (14-2)	Kentucky (14-2)	Ole Miss (12-4)	Kentucky	Atlanta	Kentucky 86, South Carolina 56
1999	Auburn (14-2)	Tennessee (12-4)	Auburn (14-2)	Kentucky	Atlanta	Kentucky 76, Arkansas 63
2000	Kentucky/Florida/ Tenn./LSU (12-4)	Kentucky/Fla./ Tenn. (12-4)	LSU (12-4)	Arkansas	Atlanta	Arkansas 75, Auburn 67
2001	Kentucky/Florida (12-4)	Kentucky/Florida (12-4)	Ole Miss (11-5)	Kentucky	Nashville	Kentucky 77, Ole Miss 55
2002	Alabama (12-4)	Kentucky/Florida (10-6)	Alabama (12-4)	Mississippi St.	Atlanta	Mississippi State 61, Alabama 58
2003	Kentucky (16-0)	Kentucky (16-0)	Mississippi State (9-7)	Kentucky	New Orleans	Kentucky 64, Mississippi St. 57
2004	Mississippi State (14-2)	Kentucky (13-3)	Mississippi State (14-2)	Kentucky	Atlanta	Kentucky 89, Florida 73
2005	Kentucky (14-2)	Kentucky (14-2)	Alabama/LSU (12-4)	Florida	Atlanta	Florida 70, Kentucky 53
2006	LSU (14-2)	Tennessee (12-4)	LSU (14-2)	Florida	Nashville	Florida 49, South Carolina 47
2007	Florida (13-3)	Florida (13-3)	Ole Miss/ Mississippi St. (8-8)	Florida	Atlanta	Florida 77, Arkansas 56
2008	Tennessee (14-2)	Tennessee (14-2)	Mississippi St. (12-4)	Georgia	Atlanta (Alexander)	Georgia 66, Arkansas 57
2009	LSU (13-3)	Tennessee/ South Carolina (10-6)	LSU (13-3)	Mississippi St.	Tampa	Mississippi State 64, Tennessee 61
2010	Kentucky (14-2)	Kentucky (14-2)	Mississippi State (9-7)	Kentucky	Nashville	Kentucky 75, Mississippi St. 74^{OT}
2011	Florida (13-3)	Florida (13-3)	Alabama (12-2)	Kentucky	Atlanta	Kentucky 70, Florida 54
2012	Kentucky (16-0)	Kentucky (16-0)	Alabama (9-7)	Vanderbilt	New Orleans	Vanderbilt 71, Kentucky 64
2013	Florida (14-4)			Ole Miss	Nashville	Ole Miss 66, Florida 63
2014	Florida (18-0)			Florida	Atlanta	Florida 61, Kentucky 60

NOTES: From 1933-1950 the SEC champion was determined by a tournament, except for 1935. • Only eight teams invited to participate •• Only six teams participated due to World War II

Since 1951, when the round-robin schedule was introduced, the title has been decided by a winning percentage on the conference schedule. From 1951-1964 the round-robin schedule was 14 games.

From 1965-1966 and since 1992 the round-robin schedule has been 16 games. From 1967-1990 the round-robin schedule was 18 games. In 1979 the SEC Tournament was renewed with the winner receiving an automatic bid to the NCAA Tournament.

*In 2008, the tournament was moved to Georgia Tech's Alexander Memorial Coliseum after a tornado hit the Georgia Dome during second round action on Friday, March 14. In 2013, the league discontinued divisions with the addition of Missouri and Texas A&M.

KENTUCKY IN THE SEC TOURNAMENT

SEC TOURNAMENT RECORD

Team	Yrs.	Won	Lost	Pct.	Titles
KENTUCKY	53	121	25	.829	27
Alabama	55	61	49	.555	6
Tennessee	54	62	50	.554	4
Missouri	2	2	2	.500	0
Florida	49	41	45	.477	4
Arkansas	23	20	22	.476	1
LSU	55	46	54	.460	1
Georgia	54	41	52	.441	2
South Carolina	23	18	23	.439	0
Vanderbilt	53	37	51	.420	2
Ole Miss	52	29	50	.367	2
Mississippi St.	54	29	51	.363	3
Auburn	52	27	51	.346	1
Texas A&M	2	1	2	.333	0

Former Members

Georgia Tech	19	14	18	.438	1
Tulane	16	12	16	.429	0
Sewanee	2	0	2	.000	0

UK vs. SEC Tournament Field

Team	All	1st Rd	Quarters	Semis	Finals
Alabama	13-2	1-0	4-1	5-0	3-1
Arkansas	7-1	0-0	0-1	5-0	2-0
Auburn	12-1	1-0	7-1	3-0	1-0
Florida	12-4	4-1	3-1	2-0	3-2
Georgia	9-1	0-0	4-1	2-0	3-0
LSU	16-2	0-0	5-1	8-0	3-1
Ole Miss	15-0	5-0	6-0	3-0	1-0
Mississippi State	8-2	1-0	3-1	1-0	3-1
Missouri	0-0	0-0	0-0	0-0	0-0
South Carolina	3-2	0-0	1-1	1-1	1-0
Tennessee	11-4	0-0	2-0	5-1	4-3
Texas A&M	0-0	0-0	0-0	0-0	0-0
Vanderbilt	4-5	1-1	3-2	0-0	0-2
Former members	11-1	2-0	2-1	3-0	4-0
Totals	121-25	15-2	40-11	38-2	28-10

Kentucky's SEC Tournament History

Year	Location	Opponent	Score	W/L	Year	Location	Opponent	Score	W/L		
1933	Atlanta	Ole Miss (1st)	49-31	W	1943	Louisville	Tulane (1st)	48-31	W		
		Florida (QF)	48-24	W			Georgia (QF)	59-30	W		
		LSU (SF)	51-38	W			Mississippi State (SF)	52-43	W		
		Mississippi State (F)	46-27	W			Tennessee (F)	30-33	L		
1934	Atlanta	Florida (1st)	32-38	L	1944	Louisville	Georgia (QF)	57-29	W		
		Mississippi State (QF)	41-39	W			LSU (SF)	55-28	W		
1936	Knoxville	Tennessee (SF)	28-39	L			Tulane (F)	62-46	W		
		1937	Knoxville	LSU (QF)	57-37	W	1945	Louisville	Florida (1st)	57-35	W
				Georgia Tech (SF)	40-30	W			LSU (QF)	68-37	W
Tennessee (F)	39-25			W	Alabama (SF)	52-41			W		
1938	Baton Rouge	Tulane (QF)	36-38	L	Tennessee (F)	39-35	W				
		1939	Knoxville	Ole Miss (QF)	49-30	W	1946	Louisville	Auburn (1st)	69-24	W
LSU (SF)	53-34			W	Florida (QF)	69-32			W		
Tennessee (F)	46-38			W	Alabama (SF)	59-30			W		
1940	Knoxville	Vanderbilt (QF)	44-34	W	LSU (F)	59-36	W				
		Tennessee (SF) [2OT]	30-29	W	1947	Louisville	Vanderbilt (1st)	98-29	W		
		Georgia (F)	51-43	W			Auburn (QF)	84-18	W		
1941	Louisville	Ole Miss (1st)	62-52	W	Georgia Tech (SF)	75-53	W				
		Tulane (QF)	59-30	W	Tulane (F)	55-38	W				
		Alabama (SF)	39-37	W	1948	Louisville	Florida (1st)	87-31	W		
		Tennessee (F)	33-36	L			LSU (QF)	63-47	W		
1942	Louisville	Florida (1st)	42-36	W	Tennessee (SF)	70-47	W				
		Ole Miss (QF)	59-32	W	Georgia Tech (F)	54-43	W				
		Auburn (SF)	40-31	W	1949	Louisville	Florida (1st)	73-36	W		
		Alabama (F)	36-34	W			Auburn (QF)	70-39	W		
				Tennessee (SF)	83-44	W					
				Tulane (F)	68-52	W					

2014 - 2015 KENTUCKY MEN'S BASKETBALL

Year	Location	Opponent	Score	W/L	Year	Location	Opponent	Score	W/L	Year	Location	Opponent	Score	W/L
1950	Louisville	Mississippi State (QF)	56-46	W	1992	Birmingham	Vanderbilt (QF)	76-57	W	2005	Atlanta	Tennessee (QF)	76-62	W
		Georgia (SF)	79-63	W			LSU (SF)	80-74	W			LSU (SF) [OT]	79-78	W
		Tennessee (F)	95-58	W			Alabama (F)	80-54	W			Florida (F)	53-70	L
1951	Louisville	Mississippi State (1st)	92-70	W	1993	Lexington	Tennessee (QF)	101-40	W	2006	Nashville	Ole Miss (1st)	71-57	W
		Auburn (QF)	84-54	W			Arkansas (SF)	92-81	W			Alabama (QF)	68-61	W
		Georgia Tech (SF)	82-56	W			LSU (F)	82-65	W			South Carolina (SF)	61-65	L
		Vanderbilt (F)	57-61	L	1994	Memphis	Mississippi State (QF)	95-76	W	2007	Atlanta	Alabama (1st)	79-67	W
1952	Louisville	Georgia Tech (1st)	80-59	W			Arkansas (SF)	90-78	W			Mississippi St.(QF)[OT]	82-84	L
		Tulane (QF)	85-61	W	1995	Atlanta	Auburn (QF)	93-81	W	2008	Atlanta	Georgia(QF)[OT]	60-56	L
		Tennessee (SF)	81-66	W			Florida (SF)	73-60	W	2009	Tampa	Mississippi (1st)	71-58	W
		LSU (F)	44-43	W			Arkansas (F) [OT]	95-93	W			LSU (QF)	58-67	L
1979	Birmingham	Ole Miss (1st)	82-77	W	1996	New Orleans	Florida (QF)	100-76	W	2010	Nashville	Alabama (QF)	73-67	W
		Alabama (QF)	101-100	W			Arkansas (SF)	95-75	W			Tennessee (SF)	74-45	W
		LSU (SF)	80-67	W			Mississippi State (F)	73-84	L			Mississippi St. (F)	75-74 ^{OT}	W
		Tennessee (F) [OT]	69-75	L	1997	Memphis	Auburn (QF)	92-50	W	2011	Atlanta	Ole Miss (QF)	75-66	W
1980	Birmingham	Auburn (QF)	69-61	W			Ole Miss (SF)	88-70	W			Alabama (SF)	72-58	W
		Ole Miss (SF)	70-67	W			Georgia (F)	95-68	W	2012	New Orleans	LSU (QF)	60-51	W
		LSU (F)	78-80	L	1998	Atlanta	Alabama (QF)	82-71	W			Florida (SF)	74-71	W
1981	Birmingham	Vanderbilt (QF)	55-60	L			Arkansas (SF)	99-74	W			Vanderbilt (F)	71-64	L
1982	Lexington	Auburn (QF)	89-66	W	1999	Atlanta	Ole Miss (QF)	83-73	W	2013	Nashville	Vanderbilt (QF)	64-48	L
		Ole Miss (SF)	62-58	W			Auburn (SF)	69-57	W	2014	Atlanta	LSU (QF)	85-67	W
		Alabama (F)	46-48	L			Arkansas (F)	76-63	W			Georgia (SF)	70-58	W
1983	Birmingham	Alabama (QF)	64-69	L	2000	Atlanta	Arkansas (QF)	72-86	L			Florida (F)	61-60	L
1984	Nashville	Georgia (QF)	92-79	W	2001	Nashville	South Carolina (QF)	78-65	W					
		Alabama (SF)	48-46	W			Arkansas (SF)	87-78	W					
		Auburn (F)	51-49	W	2002	Atlanta	Ole Miss (F)	77-55	W					
1985	Birmingham	Florida (QF)	55-58	L	2003	New Orleans	South Carolina (QF)	57-70	L					
1986	Lexington	Ole Miss (QF)	95-69	W			Vanderbilt (QF)	81-63	W					
		LSU (SF)	61-58	W			Auburn (SF)	78-58	W					
		Alabama (F)	83-72	W	2004	Atlanta	Mississippi State (F)	64-57	W					
1987	Atlanta	Auburn (QF)	72-79	L			Georgia (QF)	69-60	W					
1988	Baton Rouge	Ole Miss (QF)	82-64	W			South Carolina (SF)	78-63	W					
		LSU (SF)	86-80	W			Florida (F)	89-73	W					
		Georgia (F)	62-57	W										
1989	Knoxville	Vanderbilt (QF)	63-77	L										


*As part of sanctions imposed upon the UK basketball program in 1989, the NCAA ordered Kentucky to erase from the record three NCAA tournament games from the 1987-88 season. The presidents of the Southeastern Conference institutions voted to strip Kentucky of the 1987-88 SEC regular season and SEC Tournament championships. Kentucky was not forced to forfeit any of those regular season or tournament games.



2010 SEC Tournament Champions

KENTUCKY IN THE NATIONAL RANKINGS

Year	PS	1	2	3	4	5	6	7	8	9	10	11	12	13	14	15	16	17	18	*Dates
1948-49		2	2	1	1	1	1	1	1											1/20-3/8
1949-50		2	2	5	4	6	7	5	5	4	3									1/5-3/7
1950-51		1	1	3	3	2	1	1	1	1	1	1	1							12/19-3/7
1951-52		1	2	1	4	3	3	3	1	1	1	1	1	1						12/11-3/4
1952-53% - Not Applicable																				
1953-54		2	2	2	1	1	1	1	1	1	1	2	2	1	1	1				12/8-3/23
1954-55		2	2	1	1	1	1	1	1	1	2	2	2	2	2					12/7-3/8
1955-56		2	12	9	13	6	5	4	3	8	7	7	8	12	9					12/6-3/6
1956-57		3	7	3	3	3	4	5	4	3	3	3	3	3	3					12/11-3/12
1957-58		3	5	9	10	9	9	9	8	12	12	13	12	9	9					12/10-3/11
1958-59		2	2	1	1	1	2	1	1	1	1	3	1	1	2					12/9-3/9
1959-60		13	13	-	17	16	15	-	-	-	-	-	-	-	-					12/12-3/8
1960-61		20	-	19	-	-	-	-	-	-	-	-	-	-	-					12/13-3/7
1961-62	-	-	6	3	3	2	2	2	2	2	3	4	4	3						12/19-3/13
1962-63	3	9	-	9	5	6	-	-	-	-	-	-	-	-	-	-				12/4-3/12
1963-64	9	5	2	2	1	2	4	5	4	3	3	3	2	3	4					12/10-3/10
1964-65	11	9	8	-	-	-	-	-	-	-	-	-	-	-	-					12/8-3/9
1965-66	-	-	-	10	5	2	2	2	2	2	1	1	1	1	1					12/7-3/8
1966-67	3	3	4	-	-	-	-	-	-	-	-	-	-	-	-					12/6-3/7
1967-68	-	9	4	7	6	5	4	8	9	10	8	8	5	5	4	5				12/5-3/12
1968-69	3	3	4	4	4	3	7	5	5	5	4	4	6	6	7					12/3-3/4
1969-70	2	1	1	1	1	2	2	2	2	3	3	2	1	2	1					12/9-3/10
1970-71	3	5	3	7	8	11	10	t12	11	8	8	12	10	8	8	8				12/8-3/16
1971-72	10	7	7	11	12	19	15	-	-	-	-	17	18	-	-	18				12/7-3/14
1972-73	13	8	-	-	-	-	-	-	-	-	-	-	-	-	t19	17				12/5-3/13
1973-74	10	10	-	-	-	-	-	-	-	-	-	-	-	-	-	-	-	-	-	12/4-3/27
1974-75	16	15	-	20	17	9	7	10	11	5	5	4	7	4	6	6	5	2	2	12/3-4/2
1975-76	6	7	14	20	18	-	-	-	-	-	-	-	-	-	-	-	-	-	-	12/2-3/16
1976-77	6	4	3	7	6	3	2	6	6	3	3	2	2	2	6	3				11/30-3/15
1977-78	2	1	1	1	1u	1u	1u	1u	1u	1	1	3	2	1	1	1				11/29-3/13
1978-79	11	10	10	6	11	13	9	17	-	-	-	-	-	-	-	-	-	-	-	11/28-3/13
1979-80	2	5	5	3	2	2	4	6	5	3	6	5	3	2	4					12/4-3/4
1980-81	1	2	2	2	2	5	4	3	6	7	6	11	10	9	7	8				12/2-3/10
1981-82	3	2	2	2	2	4	3	6	9	7	9	12	10	7	15	15				12/1-3/9
1982-83	4	3	2	2	2	3	3	6	11	10	15	13	11	10	7	10	12			11/30-3/15
1983-84	2	1	2	2	2	2	2	2	3	3	3	6	6	4	3	3	3			11/29-3/13
1984-85	18	-	-	-	-	-	-	-	-	-	-	-	-	-	-	-	-	-	-	11/27-3/12
1985-86	11	10	9	9	13	13	12	11	11	11	8	12	11	8	5	3	3			11/26-3/11
1986-87	11	13	19	18	18	11	9	-	-	-	-	-	-	-	-	-	-			12/2-3/10
1987-88	5	2	1	1	2	2	1	5	4	9	10	10	9	12	8	6	6			12/1-3/15
1988-89	Not Ranked																			11/22-3/14
1989-90	Not Ranked																			11/27-3/13
1990-91	-	-	25	18	18	18	16	11	9	8	10	10	16	12	13	10	9			11/27-3/12
1991-92	4	13	14	9	8	17	17	15	10	8	14	19	19	13	11	10	9	6		11/25-3/16
1992-93	5	5	5	3	3	3	3	2	1	4	4	2	2	2	2	5	4	2		11/23-3/15
1993-94	2	2	1	6	5	5	5	4	8	7	9	7	4	11	7	7	10	7		11/22-3/14
1994-95	4	4	3	7	6	5	5	8	7	5	5	6	5	4	6	5	3	2		11/21-3/13
1995-96	1	1	1	5	5	4	2	2	2	2	2	2	2	2	2	1	1	2		11/20-3/12
1996-97	3	8	8	6	3	3	3	3	3	5	3	3	3	4	3	3	6	5		11/19-3/11
1997-98	8	9	8	7	4	4	4	6	6	6	7	7	8	7	8	7	7	5		11/18-3/10
1998-99	4	4	4	8	5	3	3	7	6	6	7	6	5	8	6	13	14	8		11/15-3/8
1999-00	14	14	11	13	23	-	-	-	25	20	18	16	14	11	19	18	22	16	19	11/15-3/13
2000-01	12	20	22	-	-	-	-	-	-	-	-	-	-	-	22	13	15	15	9	11/13-3/12
2001-02	4	-	10	13	11	9	7	6	6	8	12	8	10	7	10	12	11	12	16	11/12-3/11



Tubby Smith coached a ranked team in every season at the helm

Year	PS	1	2	3	4	5	6	7	8	9	10	11	12	13	14	15	16	17	18	*Dates
2002-03	17	17	15	18	12	18	14	20	18	16	8	7	6	3	2	2	2	2	1	11/18-3/17
2003-04	11	10	10	9	8	2	2	8	7	5	9	5	9	8	9	9	9	8	2	11/17-3/15
2004-05	9	9	8	8	10	9	8	8	8	9	8	7	6	5	3	5	3	4	7	11/15-3/14
2005-06	9	8	7	10	15	23	19	18	19	-	-	-	-	-	-	-	-	-	-	11/14-3/13
2006-07	22	22	20	-	-	-	-	-	-	-	25	-	-	20	20	-	-	-	-	11/13-3/12
2007-08	20	-	-	-	-	-	-	-	-	-	-	-	-	-	-	-	-	-	-	11/05-3/31
2008-09	-	-	-	-	-	-	-	-	-	-	24	-	-	-	-	-	-	-	-	11/17-3/16
2009-10	4	4	5	5	4	3	3	3	3	2	2	1	4	3	2	2	3	2	-	11/16-3/15
2010-11	11	12	8	10	17	17	13	11	10	13	12	14	10	18	22	22	20	15	11	11/15-3/14
2011-12	2	2	2	1	1	3	3	3	2	2	2	1	1	1	1	1	1	1	1	11/14-3/12
2012-13	3	3	8	8	-	-	-	-	-	-	-	-	-	-	25	-	-	-	-	11/5-3/18
2013-14	1	1	4	3	3	11	18	15	14	13	14	11	18	14	18	17	25	-	-	11/4-3/17

Note: AP polls were ranked 1-20 until 1989-90, when they were changed to the Top 25. Release dates and the number of weekly rankings per season varied from year-to-year.

*Dates do not include preseason rankings • PS - Preseason rankings (started in 1962); % - UK was suspended from play by the NCAA; u - Unanimous

KENTUCKY FINISHES IN NATIONAL RANKINGS

AP TOP 10 FINISHES

1.	Kentucky	40
2.	Duke	34
	North Carolina	34
4.	Kansas	26
5.	UCLA	25
6.	Indiana	17
7.	Louisville	15
8.	Michigan	13
	Notre Dame	13
	Syracuse	13

AP NO. 1 FINISHES

1.	Kentucky	9
2.	UCLA	8
3.	Duke	7
4.	North Carolina	6
5.	Indiana	3
	Ohio State	3
7.	Cincinnati	2
	DePaul	2
	Houston	2
	Kansas	2
	Michigan	2
	UNLV	2
	San Francisco	2


COACHES' TOP 10 FINISHES

1.	Kentucky	38
2.	North Carolina	35
3.	Kansas	29
4.	Duke	25
5.	UCLA	24
6.	Indiana	19
7.	Louisville	17
8.	Marquette	12
	Michigan	12
10.	Utah	10

COACHES' NO. 1 FINISHES

1.	Kentucky	8
2.	UCLA	7
3.	North Carolina	5
	Indiana	5
5.	Connecticut	4
	Duke	4

sports illustrated



february
25c

RALPH BEARD
fiery guard
who is helping
Kentucky
defend its title
in basketball

JOE LOUIS, STAY RETIRED! Appeal to a Fading Champion, by JIMMY CANNON

TIGER AND THE DROP HEARD ROUND THE WORLD P. 68

MAGIC, THEN TRAGIC: THE 1989 FINAL FOUR
HOW IT REVERBERATES 25 YEARS LATER
By Michael Rosenberg P. 54

Sports Illustrated

TWO'S SHINING MOMENT

In an Anything-Can-Happen March, There's a Case to Be Made for
THE CATS P. 32


And the ...
GATORS P. 34
HOSKIES P. 38
BADGERS P. 40

With his hair, Andrew (5) watching from the wing, Aaron Harrison fired the game-winning dagger for Kentucky in its 75-72 win over Michigan.

2014 * FINAL FOUR PREVIEW

USA 2014 | SI.COM

VENUES



NO SMOKING!
BY ORDER OF
Department of Recreation - Parks
FACILITY MANAGER

RUPP ARENA



Capacity: 23,000 (1976-Present: Won 510, Lost 64)

Adolph Rupp is synonymous with winning. As coach of Kentucky, he was a pioneer in the Wildcats' fast-break offense while becoming the winningest coach the game had ever seen.

The site that now serves as a tribute to his outstanding coaching accomplishments – Rupp Arena – has become one of the most recognizable gymnasiums in the world while serving as home to college basketball's most storied program.

Now in its 39th season as the Kentucky Wildcats' home court, the facility has seen UK win 89 percent of its home games since it was opened in 1976.

Rupp Arena completed renovations – including the lower arena seats being

changed to blue from their previous rain-bow colors. In addition, new end-zone seating moved the student section closer to the floor in an intimidating, standing-room only arrangement. While the endowment seats along courtside continue to entice fans to financially support their Wildcats, a large portion of the media have been moved to a “press box” location between the lower and upper seating areas. And finally, nearly 40 seats were added to each corner, the first additions in seating in nearly two decades.

The improvements followed changes that included four new video boards, a new playing floor with a striking new design and enhancements to the concourses as well. It was all part of a \$15-million upgrade to what many consider the mecca of college basketball.

Most recently, the Wildcats received a

\$3.1-million renovation to their lockerroom. Funded with private donations, the facility features the actual floor from the 2012 championship game. It has its own kitchen and dining area, as well as hot and cold tubs inlaid with the UK logo. There is also a recruiting room that is available to all 22 sports at the University of Kentucky.

Since the fall of 1976, the arena in downtown Lexington has served as home to four national-championship teams at Kentucky. Five others have advanced to the Final Four. Eleven seasons have witnessed the Cats go unbeaten at home.

It has played host to more than 500 UK games, 30 KHSAA Sweet Sixteens, a number of NBA exhibitions, 11 NCAA Tournaments, three Southeastern Conference Tournaments and two Ohio Valley Conference Tournaments. With so many unforgettable moments, the old floor still

NOW IN ITS
39TH SEASON
 AS THE HOME COURT OF
KENTUCKY BASKETBALL,
 THE FACILITY HAS SEEN UK WIN
89 PERCENT
 OF ITS HOME GAMES SINCE
 IT WAS OPENED IN
1976.

maintained a value to hoop fans across the Bluegrass and beyond. Therefore, officials made pieces of the relic available for public sale, with proceeds going to the UK Basketball Museum, the Kentucky High School Athletic Association and to help offset the costs of the new playing floor. Thanks to an auction of additional sections, like coaching boxes and lettered end zones, the old floor generated more than \$250,000.

The new portable basketball court, adorned with the official interlocking UK logo at mid-court, was designed by both UK officials and the Lexington Center Corporation. Robbins, Inc., in Cincinnati constructed it in 2001 at a cost of \$125,000. When assembled, it lies 118 feet below the ceiling and is made of a high-grade northern maple. The floor can be removed and an ice rink can be constructed for ice shows or hockey games thanks to a \$2.5-million renovation during the summer of '96.

But the playing surface is just one aspect of the impressive home of the Cats. Situated in downtown Lexington, Rupp Arena

has played host to several premier basketball events. In March of 1985, all roads led to Lexington for the NCAA

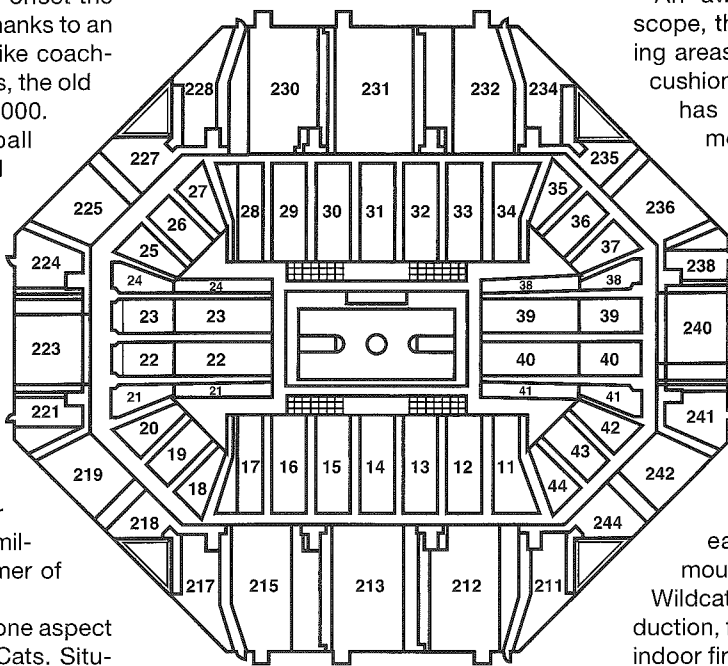
Final Four as Villanova shocked Georgetown in a memorable finale.

In 1986, Rupp played host to both the SEC Tournament and the NCAA Women's Final Four. On numerous other occasions, the arena has served as one stop en route to the NCAA title game.

An awesome structure in sight and scope, the arena is divided into two seating areas. The lower level features 10,000 cushioned theater seats. The upper level has 13,000 seats on epoxy-coated metal bleachers. The latter can be visually isolated to provide more natural setting for small shows.

Built by the city of Lexington, the arena is the major portion of the \$53- million Lexington Center complex, which includes an expanded convention-exhibition hall, a 50-store tri-level enclosed shopping mall and a Hyatt Regency Hotel.

In January 2001, the arena unveiled four new video boards, each 12'6" by 20' in size and mounted in each corner. It allowed the Wildcats to utilize a new "lights out" introduction, featuring a video presentation and indoor fireworks.



RUPP ARENA RECORDS

Team

	Kentucky	Opponent
Points in a Game	127 vs. LSU (3-4-1995)	116, UL Lafayette (12-23-1989)
Points in a Half	68 (2nd) vs. Eastern Kentucky (12-8-1993) 68 (2nd) vs. Tennessee State (12-30-2002)	67, (2nd) UL Lafayette (12-23-1989)
Margin of Victory	74 vs. Tennessee-Martin (11-26-1994)	35, LSU (1-18-1987)
Field Goals	49 vs. Kentucky State (12-15-2001)	41, UL Lafayette (12-23-1989)
Field Goals Attempted	103 vs. UL Lafayette (12-23-1989)	89, UL Lafayette (12-23-1989)
Field Goal Percentage	.722 vs. Mississippi State (2-15-1986)	.650, Northwestern State (11-22-1985)
3-Point Goals	20 vs. LSU (3-4-1995)	18, Sam Houston State (11-19-2009)
3-Point Goals Attempted	53 vs. UL Lafayette (12-23-1989)	38, Sam Houston State (11-19-2009)
3-Point Goal Percentage	.692 vs. Drexel (12-21-2009)	.714, Austin Peay (11-29-1986) .714 Alabama (1-21-2012)
Free Throws	44 vs. Vanderbilt (1-19-1980)	41, Arkansas (1-25-1992)
Free Throws Attempted	56 vs. Mississippi State (2-28-1977)	49, Arkansas (1-25-1992)
Free Throw Percentage	1.000 vs. Austin Peay (12-19-2009) 1.000 vs. Florida (2-7-2012)	1.000, East Tennessee State (12-21-1984) 1.000, Hartford (12-29-2009) 1.000, Boise State (12-10-2013)
Rebounds	62 vs. Bowling Green (12-17-1976) 62 vs. Morehead State (12-16-1995)	62, UL Lafayette (12-23-1989)
Assists	33 vs. Kentucky State (12-15-2001)	25, Georgia (2-24-1985)
Turnovers	29 vs. Eastern Kentucky (12-5-2000)	42, Tennessee-Martin (11-26-1994)
Blocked Shots	18 vs. St. John's (12-1-2011)	19, Villanova (12-4-1982)
Steals	23 vs. Mississippi State (2-3-1991) 23 vs. Tennessee-Martin (11-26-1994)	19, Villanova (12-4-1982)
Personal Fouls	35 vs. Auburn (2-4-1981)	36, LSU (1-25-1982)

Individual

	Kentucky	Opponent
Points	40, Derrick Miller vs. Vanderbilt (2-7-1990)	45, David Robinson, Navy (1-25-1987)
Field Goals	15, Patrick Patterson vs. Tenn St. (12-22-2008) 15, Derrick Miller vs. Vanderbilt (2-7-1990)	17, Freeman Williams, Portland State (1-16-1977)
Field Goals Attempted	28, Derrick Miller vs. Vanderbilt (2-7-1990)	40, Freeman Williams, Portland St. (1-16-1977)
3-Point Goals	9, Tony Delk vs. TCU (1-20-1996)	11, Corey Allmond, Sam Houston St. (11-19-2009)
3-Point Goals Attempted	18, Derrick Miller vs. Tennessee Tech (12-6-1989)	17, Chris Jackson, LSU (2-15-1990) 17, Vincent Yarbrough, Tennessee (2-19-2002)
Free Throws	18, Dwight Anderson vs. Miss.State (2-12-1979)	16, Dan Cross, Florida (2-18-1995)
Free Throws Attempted	23, Dwight Anderson vs. Miss. State (2-12-1979)	18, Ronnie Williams, Florida (1-17-1983)
Rebounds	20, Chris Mills vs. Miami (Ohio) (12-17-1988) 20, Jared Prickett vs. Arkansas (2-9-1994)	19, Bernard King, Tennessee (1-12-1977)
Assists	16, John Wall vs. Hartford (12-29-2009)	11, Spud Webb, N.C. State (1-5-1985)
Blocked Shots	9, Willie Cauley-Stein vs. Boise State (12-10-2013) 9, Sam Bowie vs. Vanderbilt (2-21-1981) 9, Andre Riddick vs. LSU(3-14-1993)	10, David Robinson, Navy (1-25-1987)
Steals	8, Rajon Rondo vs. Mississippi State (2-19-2005)	7, Michael Johnson, Alaska (12-28-1987) 7, Arizona Reid, High Point (11-29-2005)

Miscellaneous

Win-Loss	510-64	(.888)
Most Combined Points	229	vs. UL Lafayette, (12-23-1989; ULL 116, UK 113 ot) 1985-86, 2009-10, 2011-12 2008-09, 1988-89 Nov. 13, 2010 to Dec. 1, 2012 Feb. 11, 1989 to Feb. 22, 1989 Dec. 23, 1989 to Jan. 10, 1990 Jan. 10, 2006 to Jan. 14, 2006 Jan. 31, 2009 to Feb. 3, 2009 Feb. 28, 2009 to March 4, 2009
Most Wins in a Season	18	
Most Losses in a Season	6	
Longest Winning Streak	54	
Longest Losing Streak	2	
100-Point Games by Kentucky	55	
Largest Attendance	24,479	vs. Louisville (1-2-2010)

KENTUCKY GAME ATTENDANCE

Annual Home Attendance

Year	Site	Gms	Att.	Avg.	Year	Site	Gms	Att.	Avg.	Year	Site	Gms	Att.	Avg.
2013-14	Rupp	18	413,350	22,964	1992-93	Rupp	16	382,869	23,929	1971-72	Memorial	13	150,297	11,561
2012-13	Rupp	18	415,775	23,099	1991-92	Rupp	17	403,847	23,755	1970-71	Memorial	13	152,471	11,728
2011-12	Rupp	18	426,978	23,721	1990-91	Rupp	13	312,329	24,025	1969-70	Memorial	15	181,295	12,086
2010-11	Rupp	15	354,046	23,603	1989-90	Rupp	15	346,869	23,125	1968-69	Memorial	13	165,600	11,821
2009-10	Rupp	18	433,989	24,110	1988-89	Rupp	14	306,524	21,895	1967-68	Memorial	16	178,000	11,333
2008-09	Rupp	19	422,547	22,239	1987-88	Rupp	17	393,725	23,160	1966-67	Memorial	13	136,588	10,502
2007-08	Rupp	18	405,964	22,554	1986-87	Rupp	15	345,718	23,048	1965-66	Memorial	13	149,571	11,505
2006-07	Rupp	16	374,737	23,421	1985-86	Rupp	18	407,290	22,627	1964-65	Memorial	14	151,000	10,786
2005-06	Rupp	15	341,445	22,763	1984-85	Rupp	14	320,926	22,923	1963-64	Memorial	14	165,650	11,117
2004-05	Rupp	15	337,796	22,520	1983-84	Rupp	16	380,453	23,778	1962-63	Memorial	15	153,132	10,208
2003-04	Rupp	13	295,227	22,710	1982-83	Rupp	15	356,766	23,785	1961-62	Memorial	16	165,495	10,343
2002-03	Rupp	13	289,526	22,271	1981-82	Rupp	16	371,093	23,193	1960-61	Memorial	14	129,978	9,284
2001-02	Rupp	15	315,203	21,014	1980-81	Rupp	15	354,996	23,666	1959-60	Memorial	13	138,995	10,692
2000-01	Rupp	12	261,435	21,786	1979-80	Rupp	15	352,511	23,501	1958-59	Memorial	15	177,824	11,855
1999-00	Rupp	14	314,267	22,448	1978-79	Rupp	15	351,042	23,338	1957-58	Memorial	13	124,461	9,574
1998-99	Rupp	13	303,771	23,367	1977-78	Rupp	16	373,403	23,338	1956-57	Memorial	14	129,733	9,266
1997-98	Rupp	12	287,354	23,946	1976-77	Rupp	14	312,527	22,323	1955-56	Memorial	13	126,104	9,700
1996-97	Rupp	13	309,457	23,804	1975-76	Memorial	12	138,135	11,511					
1995-96	Rupp	13	310,633	23,895	1974-75	Memorial	12	138,098	11,539					
1994-95	Rupp	13	309,477	23,806	1973-74	Memorial	12	130,755	10,896					
1993-94	Rupp	14	326,474	23,320	1972-73	Memorial	12	150,856	11,604					

* Nation's season high

** Includes 3 SEC Tournament games

*** Rupp Arena Record



Largest Rupp Arena Crowds (UK Games)

No.	Att.	Date	Opponent	Score	W/L
1.	24,479	Jan. 2, 2010	Louisville	71-62	W
2.	24,468	Dec. 5, 2009	North Carolina	68-66	W
3.	24,465	Feb. 10, 2007	Florida	61-64	L
4.	24,459	Feb. 4, 2003	Florida	70-55	W
5.	24,432	Dec. 17, 2005	Louisville	73-61	W
6.	24,425	Feb. 15, 2014	Florida	69-59	L
7.	24,411	Feb. 28, 2009	LSU	70-73	L
8.	24,402	Feb. 13, 2010	Tennessee	73-62	W
9.	24,398	Dec. 3, 2011	North Carolina	73-72	W
10.	24,396	Dec. 28, 2013	Louisville	73-66	W
11.	24,394	Feb. 21, 2009	Tennessee	77-58	W
12.	24,389	Feb. 7, 2012	Florida	78-58	W
13.	24,388	Feb. 25, 2012	Vanderbilt	83-74	W
14.	24,387	Dec. 31, 2011	Louisville	69-62	W
15.	24,386	Jan. 5, 2008	Louisville	75-89	L

High School Games

No.	Att.	Date	Game(s)
1.	24,041	Mar. 27, 1987	LaRue Co. vs. Clay Co.
			Madison Central vs. Oldham Co.
2.	23,965	Mar. 12, 1999	Scott Co. vs. Madison Central
			Fleming Co. vs. Paducah Tilghman
3.	23,275	Mar. 16, 1991	Lou. Fairdale vs. Lex. Tates Creek
4.	22,344	Mar. 17, 2000	Iroquois vs. Scott Co.
			Lexington Catholic vs. Male
5.	22,175	Mar. 20, 1993	Marion Co. vs. Paul Dunbar
6.	22,001	Mar. 20, 2004	Mason Co. vs. Warren Central
7.	21,048	Mar. 19, 2009	Elliott Co. vs. Anderson Co.
			Shelby Valley vs. Mason Co.
8.	20,904	Mar. 26, 1982	Laurel Co. vs. Oldham Co.
			Virgie vs. Mason Co.
9.	20,764	Mar. 21, 1981	Simon Kenton vs. Mason Co.
10.	20,707	Mar. 20, 2009	Elliott Co. vs. Shelby Valley
			Holmes vs. Lexington Catholic

Largest Crowds at any UK Game

No.	Att.	Arena	Date	Game/Score
1.	79,444	AT&T Stadium, Arlington, Texas	April 5, 2014	UK 74, Wisconsin 73
2.	79,238	AT&T Stadium, Arlington, Texas	April 7, 2014	UConn 60, UK 54
3.	78,129	Ford Field, Detroit	Dec. 13, 2003	UK 79, Michigan State 74
4.	75,421	Reliant Stadium, Houston	April 2, 2011	UConn 56, UK 55
5.	73,361	Mercedes-Benz Superdome	March 31, 2012	UK 69, Louisville 61
6.	70,913	Mercedes-Benz Superdome	April 2, 2012	UK 67, Kansas 59
7.	64,151	Superdome, New Orleans	April 3, 1993	Michigan 81, UK 78 (OT)
8.	47,028	RCA Dome, Indianapolis	March 29, 1997	UK 78, Minnesota 69
			March 31, 1997	Arizona 84, UK 79*
10.	45,217	RCA Dome, Indianapolis	Dec. 3, 1988	Notre Dame 81, UK 65
11.	43,601	RCA Dome, Indianapolis	Dec. 5, 1987	UK 82, Indiana 76
12.	42,519	Edward Jones Dome, St. Louis	March 21, 1999	Michigan St. 73, UK 66
13.	42,440	Edward Jones Dome, St. Louis	March 19, 1999	UK 58, Miami (OH) 43
14.	41,072	Lucas Oil Stadium, Indianapolis	March 28, 2014	UK 74, Louisville 69
15.	41,071	RCA Dome, Indianapolis	Dec. 2, 1995	UK 89, Indiana 82



COLLEGE TOURNAMENTS AT RUPP ARENA

NCAA Tournaments

1977: Midwest Region

Michigan 86, Detroit 81 (semi)
Charlotte 81, Syracuse 59 (semi)
Charlotte 75, Michigan 68 (final)

1980: Midwest Region

Duke 55, Kentucky 54 (semi)
Purdue 76, Indiana 69 (semi)
Purdue 68, Duke 60 (final)

1984: Midwest Region

Kentucky 72, Louisville 67 (semi)
Illinois 72, Maryland 70 (semi)
Kentucky 54, Illinois 51 (final)

1985: NCAA Final Four

Georgetown 77, St. John's 59 (semi)
Villanova 52, Memphis 45 (semi)
Villanova 66, Georgetown 64 (final)

1989: Southeast Region

Virginia 86, Oklahoma 80 (semi)
Michigan 92, North Carolina 87 (semi)
Michigan 102, Virginia 65 (final)

1992: Southeast Region

Ohio State 80, North Carolina 73 (semi)
Michigan 75, Oklahoma St. 72 (semi)
Michigan 75, Ohio State 71 (OT) (final)

1994: Southeast Region

Purdue 98, Central Florida 67 (1st Rd)
Alabama 76, Providence 70 (1st Rd)
WF 68, Col. Of Charleston 58 (1st Rd)
Kansas 102, Chattanooga 73 (1st Rd)
Purdue 83, Alabama 73 (2nd Rd)
Kansas 69, Wake Forest 58 (2nd Rd)

1996: Southeast Region

Mississippi St. 60, UConn 55 (semi)
Cincinnati 87, Georgia Tech 70 (semi)
Mississippi St. 73, Cincinnati 63 (final)

1998: South Region

Duke 99, Radford 63 (1st Rd)
Oklahoma St. 74, GW 59 (1st Rd)
Syracuse 63, Iona 61 (1st Rd)
New Mexico 79, Butler 62 (1st Rd)
Duke 79, Oklahoma St. 73 (2nd Rd)
Syracuse 56, New Mexico 62 (2nd Rd)

2002: South Region

Indiana 73, Duke, 72 (semi)
Kent State 78, Pittsburgh 73 (semi)
Indiana 81, Kent State 69 (final)

2007: South Region

Louisville 78, Stanford 58 (1st Rd)
Texas A&M 68, Penn 52 (1st Rd)
Ohio State 78, C. Conn. St. 57 (1st Rd)

Xavier 79, BYU 77 (1st Rd)
Ohio State 78, Xavier 71 [OT] (2nd Rd)
Texas A&M 72, Louisville 69 (2nd Rd)

2013: Midwest Region

Louisville 79, N.C. A&T 48 (1st Rd)
Colorado St. 84, Missouri 72 (1st Rd)
Louisville 82, Colorado St. 56 (2nd Rd)

East Region

Butler 68, Bucknell 56 (1st Rd)
Marquette 59, Davidson 58 (1st Rd)
Marquette 74, Butler 72 (2nd Rd)

Ohio Valley Conference Tournaments

1992: Tenn. Tech 89, Austin Peay 68 (1st Rd)
Eastern Ky. 88, Tenn. State 67 (1st Rd)
Morehead St. 81, MTSU 80 (1st Rd)
Eastern Ky. 72, Tenn. Tech 67 (semi)
Murray St. 109, Morehead St. 77 (semi)
Murray St. 81, Eastern Ky. 60 (final)


1993: Tenn. Tech 97, Morehead 89 (1st Rd)
Murray St. 82, Austin Peay 66 (1st Rd)
Tenn. State 77, Tenn. Tech 70 (semi)
Murray St. 74, Eastern Ky. 73 (semi)
Tenn. State 82, Murray State 68 (final)

SEC Tournaments

1982: Vanderbilt 47, Florida 46 (2OT) (1st Rd)
Auburn 38, Mississippi 36 (OT) (1st Rd)
Alabama 85, Georgia 74 (2nd Rd)
Ole Miss 59, LSU 52 (2nd Rd)
Tennessee 57, Vanderbilt 54 (2nd Rd)
Kentucky 89, Auburn 66 (2nd Rd)
Alabama 56, Tennessee 50 (semi)
Kentucky 62, Ole Miss 58 (semi)
Alabama 48, Kentucky 46 (final)

1986: Miss. State 62, Vanderbilt 54 (1st Rd)
Ole Miss 73, Tennessee 56 (1st Rd)
Alabama 79, Georgia 59 (2nd Rd)
LSU 72, Florida 66 (2nd Rd)
Miss. State 65, Auburn 63 (2nd Rd)
Kentucky 95, Ole Miss 69 (2nd Rd)
Alabama 77, Mississippi State 65 (semi)
Kentucky 61, LSU 58 (semi)
Kentucky 83, Alabama 72 (final)

1993: Alabama 87, S. Carolina 79 (1st Rd)
Georgia 87, Miss. State 56 (1st Rd)
Ole Miss 67, Florida 62 (1st Rd)
Tennessee 78, Auburn 76 (1st Rd)
Vanderbilt 76, Alabama 59 (2nd Rd)
Arkansas 65, Georgia 60 (2nd Rd)
LSU 89, Ole Miss 70 (2nd Rd)
Kentucky 101, Tennessee 40 (2nd Rd)
LSU 72, Vanderbilt 62 (semi)
Kentucky 92, Arkansas 81 (semi)
Kentucky 82, LSU 65 (final)



YEAR-BY-YEAR

Year	W-L	Pct.	Year	W-L	Pct.	Year	W-L	Pct.
1976-77	12-2	.857	1989-90	13-2	.867	2002-03	12-1	.923
1977-78	16-0	1.000	1990-91	13-0	1.000	2003-04	11-2	.846
1978-79	11-4	.733	1991-92	15-2	.882	2004-05	14-1	.933
1979-80	12-3	.800	1992-93	16-0	1.000	2005-06	10-5	.667
1980-81	15-0	1.000	1993-94	13-1	.929	2006-07	14-2	.875
1981-82	15-1	.938	1994-95	12-1	.923	2007-08	14-4	.778
1982-83	14-1	.933	1995-96	13-0	1.000	2008-09	12-6	.667
1983-84	16-0	1.000	1996-97	12-1	.923	2009-10	18-0	1.000
1984-85	11-3	.786	1997-98	9-3	.750	2010-11	15-0	1.000
1985-86	18-0	1.000	1998-99	12-1	.923	2011-12	18-0	1.000
1986-87	13-2	.867	1999-00	14-0	1.000	2012-13	16-2	.889
1987-88	14-2	.875	2000-01	11-1	.917	2013-14	16-2	.889
1988-89	8-6	.571	2001-02	12-3	.800	Totals	510-64	.889

KENTUCKY AT HOME THROUGH THE YEARS

Home Arena

Pre-Alumni Gym (1903 through 1924)
 Alumni Gym (1924-25 through 1949-50)
 Memorial Coliseum (1950-51 through 1975-76, 2009)
 Rupp Arena (1976-77 through Present)

Totals

*UK hosted UNLV in the opening round of the 2009 NIT

Seasons


22
 26
 26*
 38
112

W-L

91-46
 247-24
 307-38
 510-64
1,155-172

Pct.

.664
 .911
 .890
 .889
.870



Al McGuire once called UK's Senior Day "the most touching moment in all of sports"

ALUMNI GYM



LEXINGTON, KENTUCKY WON 247, LOST 24

Alumni Gym is actually “the first house that Rupp built.” A house filled with tradition. A house where Kentucky basketball began.

Memorial Coliseum is often referred to as “the house that Rupp built.” The Wildcats’ current home, Rupp Arena, was dedicated to the legendary coach in 1976. But the rich Kentucky basketball tradition began 26 years before the ink was even dry on the Memorial Coliseum plans.

In 1923, the Athletics Council members argued to the Board of Trustees that the old gym in Barker Hall’s Buell Armory was unsafe for even the small number of people it could accommodate. Large crowds that had to be turned away and the probability that the popular state high school tournament would be moved away were two major factors that convinced the Board members that a new gym was in order.

Soon, the 2,800-seat structure was approved and the Alumni Association began efforts to raise the \$100,000 needed for the Wildcats’

new home — a home critics labeled as a “white elephant.”

Alumni Gym, which was complete for the 1924-25 season, holds claim to the birth of Wildcat basketball mania. The building served as the home floor for Wildcat squads until 1950. During that time, Kentucky lost only 24 of its 271 games, while laying the groundwork to become the winningest college basketball team in the nation.

When Rupp took the reins of the program in 1930, his squads established a home record of 201 victories against just eight losses in 19 seasons. He led the Cats to 84 consecutive wins in the confines of Alumni including 64 consecutive victories in the Southeastern Conference.

During the last 17 seasons in the gym, the Wildcats won 12 conference tournament crowns and three Sugar Bowl championships. Through 26 seasons at the corner of the Avenue of Champions and South Limestone, Kentucky suffered only one losing season, while having 12

campaigns with three or fewer losses.

Kentucky basketball became a dynasty in 1948 after winning the SEC and NCAA championships and the coveted Olympic gold in London, England. Led by All-Americans Alex Groza, Ralph Beard and Wallace “Wah Wah” Jones, with Rupp coaching from the sidelines, the United States squad soundly defeated France 65-21 in the gold medal game to become the 1948 World Champions.

In 1950, Kentucky’s reign in Alumni Gym came to an end following the completion of the new Memorial Coliseum.

Year-by-Year at Alumni Gym

Year	Won	Lost	Percentage	Year	Won	Lost	Percentage	Year	Won	Lost	Percentage
1924-25	8	2	.800	1933-34	10	0	1.000	1943-44	8	0	1.000
1925-26	9	1	.900	1934-35	13	0	1.000	1944-45	10	0	1.000
1926-27	2	8	.250	1935-36	11	1	.917	1945-46	12	0	1.000
1927-28	6	2	.750	1936-37	9	1	.900	1946-47	17	0	1.000
1928-29	7	2	.778	1937-38	9	0	1.000	1947-48	11	0	1.000
1929-30	12	1	.923	1938-39	9	1	.900	1948-49	10	0	1.000
1930-31	9	0	1.000	1939-40	8	1	.889	1949-50	10	0	1.000
1931-32	10	1	.909	1940-41	9	1	.900	Totals	247	24	.911
1932-33	10	1	.909	1941-42	10	0	1.000				
				1942-43	8	1	.889				

MEMORIAL COLISEUM



**LEXINGTON, KENTUCKY
WON 307, LOST 38**

**CURRENT HOME OF
KENTUCKY WOMEN'S BASKETBALL**

For 26 years, the pulsating cries of "Rip 'em Up, Tear 'em Up, Give 'em Hell Wildcats" rang through one of the grandest and most historic of all basketball palaces — UK's Memorial Coliseum.

In 1941, when Dr. H.L. Donovan became president of the University, one of his first recommendations was for a building "that will properly take care of our athletics, our health service, physical education and recreation." From this

beginning came the plan that culminated in the construction of 11,500-seat Memorial Coliseum, a then-unparalleled edifice costing \$3,925,000 by the time it was completed in 1950.

The Wildcats got off to a fine start in the Coliseum, winning every game played in the building for the first three seasons. When Georgia Tech upset Kentucky 59-58 on Jan. 8, 1955, it marked the first time the Wildcats had lost on their home court since the days of Alumni Gym, dating back more than 12 years to Jan. 2, 1943.

The loss ended a streak of 129 consecutive wins at home for Kentucky, an NCAA record that still stands today. In 26 years, Kentucky came away a loser only 38 times in 344 games.

From the early 1960s on, the sale of UK basketball season tickets was closed to the public with season ticket holders taking all the allotment other than student seating.

The huge building, which serves as a memorial to the nearly 10,000 Kentuckians who lost their lives in World War II and the Korean War, covers an entire city block and contains as much space as a seven-story office building. Situated along the Avenue of Champions, the Coliseum still houses UK Athletics Association offices and is the home to Kentucky women's basketball, gymnastics and volleyball. The arena's current capacity is 8,500.

History was rewritten on March 17, 2009 when the Wildcats hosted UNLV in the first round of the NIT. Due to a scheduling conflict with Rupp Arena, Kentucky played its first game in Memorial Coliseum in over 30 years. In front of a capacity crowd, the Wildcats "rechristened" the venerable gym with a 70-60 win over the Running Rebels.

Year-by-Year at Memorial

Year	Won	Lost	Pct.	Year	Won	Lost	Pct.	Year	Won	Lost	Pct.
1950-51	14	0	1.000	1961-62	14	2	.875	1972-73	11	2	.846
1951-52	12	0	1.000	1962-63	10	5	.667	1973-74	9	3	.750
1952-53#	-	-	-	1963-64	13	1	.929	1974-75	12	0	1.000
1953-54	14	0	1.000	1964-65	12	2	.857	1975-76	11	1	.917
1954-55	13	1	.929	1965-66	13	0	1.000	2008-09!	1	0	1.000
1955-56	11	2	.909	1966-67	8	7	.533	Totals	307	38	.890
1956-57*	14	2	.875	1967-68*	14	1	.933	#-UK was suspended from play by the NCAA			
1957-58*	14	1	.933	1968-69	12	1	.923	*-Record includes two NCAA Tournament games !-NIT game vs. UNLV			
1958-59	14	0	1.000	1969-70	15	0	1.000				
1959-60	10	3	.769	1970-71	12	1	.923				
1960-61	12	2	.857	1971-72	12	1	.923				

FREEDOM HALL



The University of Kentucky has built an impressive record playing in Louisville. Besides winning 27 of their last 32 there, the Wildcats have won an NCAA championship (1958), nine Southeastern Conference Tournament titles, and have defeated some of the best teams from around the country before Wildcats fans in Louisville.

Kentucky began playing in Louisville in 1908, when the Cats lost to Louisville, 30-18. UK defeated the University of Louisville, 26-13 in 1914, lost to the Cards 26-15 the following year, and then defeated them 32-24 in 1916. Two years later, UK lost to Centre, 22-12, in the state championship game played in Louisville. The Cats defeated the Cards there in 1922 and then did not play again in the Derby City until the 1936-37 season, when they dropped a 41-28 decision to Notre Dame.

Most of those early games were played in the Armory downtown before Freedom Hall was opened (1957). The Cats christened the new

facility by capturing the 1958 NCAA title with victories over Temple and Seattle. The spacious arena has played host to Kentucky teams every year since. Kentucky's record at Freedom Hall now stands at 57-17.

The Wildcats' overall record in Louisville is 125-33: 75-26 in regular-season play, 43-3 in SEC Tournament play and 7-3 in postseason competition.

Kentucky's most impressive string of victories in Louisville came when the Cats won 32 straight games between 1946 and 1951. Only 12 of the 32 teams Kentucky has faced in Louisville have been able to knock off the Cats. The longest running series has been with Notre Dame, with the Wildcats holding a 24-9 advantage over the Fighting Irish.

Kentucky established a then-Freedom Hall attendance record in 1993 as 20,060 fans jammed the arena to watch the Cats down the Indiana Hoosiers, 81-78. Seven years earlier, 20,053 fans looked on as the Cats faced SEC-ri-

**LOUISVILLE, KENTUCKY
WON 125, LOST 33**

val Georgia, Dec. 30, 1986. UK fans continued a Wildcat tradition as more than 19,000 arrived the night before for a brief Kentucky shooting practice and to catch a glimpse of super-frosh Rex Chapman in December 1986. Three days earlier, the Wildcats had handed Louisville its worst defeat ever at Freedom Hall, 85-51.

UK returned to the Derby City in its 2012 NCAA Championship run opening up the Tournament with wins over Western Kentucky and Iowa State in the KFC Yum! Center.

UK vs. Opponents in Louisville

School	W	L	School	W	L	School	W	L	School	W	L
Alabama	5	0	Florida	5	0	Iowa State	1	0	Morehead	2	0
Appalachian State	1	0	Florida St.	1	0	Kansas	3	0	North Carolina	1	2
Arkansas Little Rock	1	0	Georgia	5	1	LSU	5	0	UNC Asheville	1	0
Auburn	5	0	Georgia Tech	6	0	Louisville	12	8	Notre Dame	24	9
Austin Peay	2	0	Great Lakes	0	2	Louisville Coliseum	0	1	Ohio State	0	1
Centre	0	1	Illinois	1	0	Marshall	1	0	Purdue	1	0
Chattanooga	1	0	Indiana	9	4	Mississippi	3	0	Seattle	1	0
DePaul	4	0	Iona	1	0	Mississippi State	3	0	St. Andrew's	0	1
									Total	128	34

KENTUCKY RESULTS IN LOUISVILLE

Year	Opponent	Score	W-L
1907-08	Louisville Coliseum	18-30	L
1913-14	Louisville	26-13	W
1914-15	St. Andrew's Louisville	25-50 15-26	L L
1915-16	Louisville	32-24	W
1917-18	Centre	12-24	L
1921-22	Louisville	38-14	W
1936-37	Notre Dame	28-41	L
1938-39	Notre Dame	37-42	L
1940-41	Notre Dame	47-48	L
	Ole Miss [SEC]	62-52	W
	Tulane [SEC]	59-30	W
	Alabama [SEC]	39-37	W
	Tennessee [SEC]	33-36	L
1941-42	Florida [SEC]	42-36	W
	Ole Miss [SEC]	59-32	W
	Auburn [SEC]	40-31	W
	Alabama [SEC]	36-34	W
	Great Lakes	47-58	L
1942-43	Indiana	52-58	L
	Notre Dame	60-55	W
1942-43	Tulane [SEC]	48-31	W
	Georgia [SEC]	59-30	W
	Miss. State [SEC]	52-43	W
	Tennessee [SEC]	30-33	L
	Great Lakes	39-53	L
1943-44	Indiana	61-41	W
	Notre Dame	55-54	W
	Georgia [SEC]	57-29	W
	LSU [SEC]	55-28	W
	Tulane [SEC]	62-46	W
1944-45	Indiana	61-43	W
	Notre Dame	58-59 ^{OT}	L
	Florida [SEC]	57-35	W
	LSU [SEC]	68-37	W
	Alabama [SEC]	52-41	W
	Tennessee [SEC]	39-35	W
1945-46	Notre Dame	47-56	L
	Auburn [SEC]	69-24	W
	Florida [SEC]	69-32	W
	Alabama [SEC]	59-30	W
	LSU [SEC]	59-36	W
	Temple	54-43	W
1946-47	DePaul	65-45	W
	Notre Dame	60-30	W
	Vanderbilt [SEC]	98-29	W
	Auburn [SEC]	84-18	W
	Georgia Tech [SEC]	75-53	W
	Tulane [SEC]	55-38	W
1946-47	Temple	68-29	W
1947-48	DePaul	74-50	W
	Creighton	65-23	W
	Temple	58-38	W
	Florida [SEC]	87-31	W
	LSU [SEC]	63-47	W
	Tennessee [SEC]	70-47	W
	Georgia Tech [SEC]	54-43	W
1948-49	DePaul	67-36	W
	Tulane	51-47	W
	Notre Dame	62-38	W
	Florida [SEC]	73-36	W
	Auburn [SEC]	70-39	W
	Tennessee [SEC]	83-44	W
	Tulane [SEC]	68-52	W
1949-50	DePaul	49-47	W
	Miss. State [SEC]	56-46	W
	Georgia [SEC]	79-63	W
	Tennessee [SEC]	95-58	W
1950-51	Miss. State [SEC]	92-70	W
	Auburn [SEC]	84-54	W
	Georgia Tech [SEC]	82-56	W
	Vanderbilt [SEC]	57-61	L
1951-52	Georgia	95-55	W
	Georgia Tech [SEC]	80-59	W
	Tulane [SEC]	85-61	W
	Tennessee [SEC]	81-66	W
	LSU [SEC]	44-43	W
1953-54	Georgia Tech	99-48	W
1955-56	Georgia	143-66	W

Freedom Hall Era			
Year	Opponent	Score	W-L
1957-58	Temple [NCAA]	61-60	W
	Seattle [NCAA]	84-72	W
1958-59	Illinois	76-75	W
1959-60	Temple	97-92	W
1960-61	Notre Dame	68-62	W
	Morehead [NCAA]	71-64	W
	Ohio State [NCAA]	74-87	L
1961-62	Notre Dame	100-53	W
1962-63	Notre Dame	78-70	W
1963-64	Notre Dame	101-81	W
1964-65	Notre Dame	97-111	L
1965-66	Notre Dame	103-69	W
1966-67	Notre Dame	96-85	W
1967-68	Notre Dame	81-73	W
1968-69	Notre Dame	110-90	W
1969-70	Notre Dame	102-100	W
1970-71	Notre Dame	92-99	L
1971-72	Indiana	89-90 ^{OT}	L
	Notre Dame	83-67	W
1972-73	North Carolina	70-78	L
	Notre Dame	65-63	W
1973-74	Indiana	68-77	L
	Notre Dame	79-94	L
1974-75	North Carolina	90-78	W
	Kansas	100-63	W
	Notre Dame	113-96	W
1975-76	Indiana	68-77 ^{OT}	L
	Notre Dame	79-77	W
1976-77	Notre Dame	102-78	W
	Florida State	97-57	W
1977-78	Notre Dame	73-68	W
1978-79	Notre Dame	81-76	W
1979-80	Notre Dame	86-80	W
1980-81	Notre Dame	61-67	L
1981-82	Notre Dame	34-28 ^{OT}	W
1982-83	Kansas	83-62	W

1983-84	Purdue	86-67	W
1984-85	Louisville	64-71	L
	Kansas	92-89	W
1985-86	VMI	93-55	W
1986-87	Louisville	85-51	W
	Georgia	65-69	L
1987-88	Notre Dame	78-69	W
1988-89	Austin Peay	85-77	W
	Louisville	75-97	L
1989-90	North Carolina	110-121	L
1990-91	Western Kentucky	84-70	W
	Louisville	93-85	W
1991-92	Morehead State	101-84	W
1992-93	Louisville	88-68	W
	Indiana	81-78	W
1993-94	Ole Miss	98-64	W
1994-95	Indiana	73-70	W
	Louisville	86-88	L
1995-96	Marshall	118-99	W
1996-97	Indiana	99-65	W
	Louisville	74-54	W
1997-98	Alabama	70-67	W
1998-99	Indiana	70-61 ^{OT}	W
	Louisville	74-83	L
1999-00	Georgia Tech	80-71	W
2000-01	Indiana	88-74	W
	Louisville	64-62	W
2001-02	Tulane	101-67	W
2002-03	Indiana	70-64	W
	Louisville	63-81	L
2003-04	Austin Peay	61-53	W
2004-05	Indiana	73-58	W
	Louisville	60-58	W
2005-06	Iona	73-67	W
2006-07	Chattanooga	79-63	W
	Louisville	61-49	W
2007-08	UAB	76-79	L
2008-09	Appalachian State	93-69	W
	Louisville	71-74	L
2009-10	UNC Asheville	94-57	W
2010-11	Notre Dame	72-58	W
	Louisville (YUM!)	78-63	W
2011-12	Arkansas-Little Rock	73-51	W
	WKU [NCAA] (YUM!)	81-66	W
	Iowa St.	87-71	W
	[NCAA] (YUM!)		
2012-13	Louisville (YUM!)	80-77	L

Freedom Hall record: 60-18;
UK's record in Louisville: 127-33

BIGGEST GAMES

Kentucky 20, Georgia 19**March 1, 1921**

ATLANTA — Bill King's free throw with no time left on the clock lifted the Wildcats to the SIAA Championship, the first college basketball tournament ever played.

Georgia	8	11	—	19
Kentucky	7	13	—	20

Kentucky 28, Cincinnati 23**December 13, 1924**

LEXINGTON — James McFarland scored 10 points and the Wildcats defeated the Bearcats in the first game played at Alumni Gym.

Cincinnati	9	14	—	23
Kentucky	13	15	—	28

Kentucky 67, Georgetown C. 19**December 18, 1930**

LEXINGTON — The Wildcats pounded the Tigers in Adolph Rupp's debut as coach at Kentucky.

G'town Coll.	9	10	—	19
Kentucky	38	29	—	67

Kentucky 35, Marquette 33**February 14, 1938**

LEXINGTON — Joe Hagan's 48-foot shot with 12 seconds left lifted the Wildcats over the Warriors. After the game, Gov. Chandler pounded a nail into the floor to mark the spot.

Marquette	18	15	—	33
Kentucky	18	17	—	35

Kentucky 60, Notre Dame 55**January 23, 1943**

LEXINGTON — Marvin Akers and Melvin Ticco combined for 33 points as the Wildcats beat the Fighting Irish for the first time in school history.

Notre Dame	33	22	—	55
Kentucky	27	33	—	60

Kentucky 46, Rhode Island 45**March 20, 1946**

NEW YORK — Ralph Beard's free throw with 40 seconds left lifted the Wildcats to their first national title in the NIT.

Kentucky	26	20	—	46
Rhode Island	27	18	—	45

Utah 49, Kentucky 45**March 24, 1947**

NEW YORK — Wat Misaka, a 5-8 center, held high-scoring Ralph Beard to two points and the Utes won the NIT championship.

Kentucky	21	24	—	45
Utah	27	22	—	49

Kentucky 73, W. Texas State 43**December 1, 1950**

LEXINGTON — The Wildcats made the first game played in Memorial Coliseum a memorable one as they routed the Buffaloes.

W. Texas St.	24	19	—	43
Kentucky	47	26	—	73

Georgia Tech 59, Kentucky 58**January 8, 1955**

LEXINGTON — Joe Helms' 12-foot jump shot with 12 seconds left ended the Wildcats' 129-game home winning streak.

Ga. Tech	26	33	—	59
Kentucky	23	35	—	58

Kentucky 85, Temple 83 (3 OT)**December 7, 1957**

LEXINGTON — The longest game in UK history proved fruitful for the Wildcats as Vernon Hatton scored UK's final six points to edge the Owls.

Temple	35	30	6	4	8	—	83
Kentucky	34	31	6	4	10	—	85

Kentucky 61, Temple 60**March 21, 1958**

LOUISVILLE — Vernon Hatton's layup with 17 seconds remaining pushed the Wildcats past the Owls and into the NCAA Championship game.

Temple	33	27	—	60
Kentucky	33	28	—	61

Texas Western 72, Kentucky 65**March 19, 1966**

COLLEGE PARK — Bobby Joe Hill scored 20 points and Texas Western upset the top-ranked Wildcats to win the NCAA title.

Kentucky	28	37	—	65
Texas Western	31	41	—	72

Kentucky 69, Tennessee 66**January 18, 1969**

KNOXVILLE — On the road against its long-time rival, Kentucky became the first team in college basketball history to win 1,000 games.

Tennessee	36	30	—	66
Kentucky	35	34	—	69

Kentucky 109, LSU 96**January 24, 1970**

LEXINGTON — "Pistol" Pete Maravich poured in 64 points against the Wildcats, but Dan Issel answered with 51 as the Wildcats topped 100 points en route to victory. At the time, it was the most points ever scored (115) by opposing players in the same game.

Kentucky	56	53	—	109
LSU	48	48	—	96

Kentucky 90, Vanderbilt 86**February 28, 1970**

LEXINGTON — Dan Issel became the first UK player to score 2,000 career points as the Wildcats avenged their only loss of the season.

Vanderbilt	33	53	—	86
Kentucky	46	44	—	90

Florida State 73, Kentucky 54**March 18, 1972**

DAYTON — The Seminoles won the Mideast Region title by routing the Wildcats in Adolph Rupp's final game as coach.

Kentucky	28	26	—	54
Florida State	34	39	—	73

Kentucky 92, Indiana 90**March 22, 1975**

DAYTON — The Wildcats captured the Mideast Region title by handing the Hoosiers their first loss in 34 games.

Kentucky	44	48	—	92
Indiana	44	46	—	90

UCLA 92, Kentucky 85**March 31, 1975**

SAN DIEGO — Coach John Wooden closed out his coaching career by leading the Bruins to their 10th NCAA title in 12 years.

Kentucky	40	45	—	85
UCLA	43	49	—	92

Kentucky 94, Mississippi St. 93 (OT)**March 8, 1976**

LEXINGTON — Jack Givens keyed a late rally as the Wildcats outlasted the Bulldogs in the last game played at Memorial Coliseum.

Miss. State	50	35	8	—	93
Kentucky	42	43	9	—	94

Kentucky 72, Wisconsin 64**November 27, 1976**

LEXINGTON — With Adolph Rupp looking on from the stands, the Wildcats dumped the Badgers in the first game played at Rupp Arena.

Wisconsin	24	40	—	64
Kentucky	34	38	—	72

Kentucky 94, Duke 88**March 27, 1978**

ST. LOUIS — Jack Givens scored 41 points as the Wildcats captured their fifth NCAA title.

Kentucky	45	49	—	94
Duke	38	50	—	88

Kentucky 67, Kansas 66 (OT)**December 9, 1978**

LEXINGTON — After forcing overtime, the Cats were down 66-60 with 31 seconds to go. Dwight Anderson scored back-to-back baskets then stole the inbound pass and fed Kyle Macy for the tying jumper. Macy completed the comeback by adding a technical free throw when Kansas called a timeout it didn't have.

Kansas	35	21	10	—	66
Kentucky	28	28	11	—	67

Louisville 80, Kentucky 68 (OT)**March 26, 1983**

KNOXVILLE — The first meeting between the two teams in more than 24 years proved memorable as the Cardinals outscored the Wildcats 18-6 in overtime to advance to the Final Four.

Kentucky	37	25	6	—	68
Louisville	30	32	18	—	80

Kentucky 65, Louisville 44

November 26, 1983

LEXINGTON — In the first regular-season meeting in 61 years between the two in-state rivals, the Wildcats employed a swarming defense and balanced offense to roll to victory.

Louisville	20	24	—	44
Kentucky	35	30	—	65

Kentucky 72, Louisville 67

March 22, 1984

LEXINGTON — Winston Bennett's three-point play with 13 seconds left pushed the Wildcats into the Mideast Regional Final.

Louisville	36	31	—	67
Kentucky	32	40	—	72

Georgetown 53, Kentucky 40

March 31, 1984

SEATTLE — The Hoyas outscored the Wildcats 23-2 at the start of the second half on their way to the NCAA title game. UK sank only three of 33 field goal attempts in the second half.

Georgetown	22	31	—	53
Kentucky	29	11	—	40

Kentucky 64, UNLV 61

March 16, 1985

SALT LAKE CITY — Kenny Walker scored 23 points and provided a key block in the final minutes as the Wildcats advanced to the West Regional final.

Kentucky	30	34	—	64
UNLV	30	31	—	61

St. John's 86, Kentucky 70

March 22, 1985

DENVER — Having announced he would retire following the game, Coach Joe B. Hall watched as the Redmen ended the Wildcats' Final Four hopes.

Kentucky	38	32	—	70
St. John's	39	47	—	86

Kentucky 75, Oklahoma 74

March 1, 1987

LEXINGTON — Richard Madison's basket with eight seconds left enabled the Wildcats to upset the No. 12 Sooners.

Oklahoma	34	40	—	74
Kentucky	35	40	—	75

Kentucky 76, Ohio 73

November 28, 1989

LEXINGTON — The long-awaited debut of Coach Rick Pitino and the Wildcats was worth waiting for as Reggie Hanson scored 24 points and UK held off the Bobcats.

Ohio	30	43	—	73
Kentucky	44	32	—	76

Kentucky 100, LSU 95

February 15, 1990

LEXINGTON — Described by many as one of the most exciting games ever played at Rupp Arena, the Wildcats burst out to an early lead and then held off Chris Jackson and the Tigers.

LSU	36	59	—	95
Kentucky	48	52	—	100

Kentucky 90, Florida 74

February 23, 1991

LEXINGTON — Kentucky beat the Gators to become one of two schools (along with North Carolina) to win 1,500 basketball games.

Kentucky	37	53	—	90
Florida	29	45	—	74

Kentucky 114, Auburn 93

March 2, 1991

LEXINGTON — Before the then-largest crowd in Rupp Arena history, the Wildcats closed out the 1990-91 season with a 22-6 overall record. Although UK was ineligible for the SEC title because of probation, the Wildcats secured

the best record in the league (14-4) with the win over Auburn. A ceremony and parade followed.

Auburn	43	50	—	93
Kentucky	65	49	—	114

Kentucky 80, Alabama 54

March 15, 1992

BIRMINGHAM — Kentucky roared back from a 32-29 halftime deficit to crush Alabama, 80-54, and take the SEC Tournament championship after being banned from the event for two years.

Kentucky	29	51	—	80
Alabama	32	22	—	54

Duke 104, Kentucky 103 (OT)

March 28, 1992

PHILADELPHIA — In what many called the "greatest NCAA Tournament game ever played," Kentucky took top-ranked defending champion Duke to overtime before a desperation shot by Christian Laettner sent the Blue Devils to the Final Four.

Kentucky	45	48	10	—	103
Duke	50	43	11	—	104

Kentucky 106, Florida State 81

March 27, 1993

CHARLOTTE — Kentucky beat Florida State to advance to the NCAA Final Four in New Orleans. The victory completed a string of four games in which the Wildcats blitzed their Southeast Region opponents by an average of 31.0 points — the largest margin of victory by a team through four games en route to the Final Four.

Florida St.	46	35	—	81
Kentucky	54	52	—	106

Michigan 81, Kentucky 78 (OT)

April 3, 1993

NEW ORLEANS — Kentucky faced Michigan in the NCAA semifinals, marking UK's 10th Final Four appearance. An 81-78 overtime loss to the Wolverines ended the Cats' season at 30-4 and marked All-American Jamal Mashburn's last game in UK blue.

Kentucky	35	36	7	—	78
Michigan	40	31	10	—	81

Kentucky 99, LSU 95

February 15, 1994

BATON ROUGE — Trailing by 31 points with 15:34 remaining in the game, the Wildcats went on a tear. They hit 11 three-pointers and outscored the Tigers 62-27 during the final 15:34. UK's 99-95 win marked the greatest comeback in school history.

Kentucky	32	67	—	99
LSU	48	47	—	95

Kentucky 73, Florida 60

March 13, 1994

MEMPHIS — Kentucky faced Florida for the second time in 11 days, and for the second time, the Wildcats beat the Gators. The triumph in Memphis gave UK its third consecutive SEC Tournament title and improved the Pitino-era SEC Tourney mark to a perfect 9-0.

Kentucky	33	40	—	73
Florida	27	33	—	60

Kentucky 95, Arkansas 93 (OT)

March 12, 1995

ATLANTA — Kentucky repeatedly clawed its way back in the SEC Tournament final — finding itself trailing by 19 in the first half, 12 points with nine minutes left in the second half and nine points with 1:33 remaining in overtime.

Kentucky	44	36	15	—	95
Arkansas	50	30	13	—	93



Aaron Harrison sent UK to the title game with late-game heroics

Kentucky 81, Massachusetts 74

March 30, 1996
EAST RUTHERFORD, N.J. — In a rematch from an early season loss, the Wildcats fought off a late rally in the national semifinals to advance to the championship game for the first time in 18 years.
Kentucky 36 45 — 81
UMass 28 46 — 74

Kentucky 76, Syracuse 67

April 1, 1996
EAST RUTHERFORD, N.J. — Behind an NCAA title game record-tying seven three-pointers from Tony Delk, UK won its sixth national title.
Kentucky 42 34 — 76
Syracuse 33 34 — 67

Arizona 84, Kentucky 79 (OT)

March 31, 1997
INDIANAPOLIS — Trying to become the second team in 24 years to repeat as national champion, Ron Mercer and Anthony Epps nailed three-pointers inside the last minute to force overtime. But with four Wildcats fouling out, Arizona outscored UK in the extra period in Rick Pitino's final game as coach at Kentucky.
Arizona 33 41 10 — 84
Kentucky 32 42 5 — 79

Kentucky 86, Duke 84

March 22, 1998
ST. PETERSBURG, Fla. — The Wildcats fell behind by 18 points in the first half and by 17 points with 9:38 remaining in the game before avenging a 1992 loss to the Blue Devils. Cameron Mills' three-pointer with 2:15 left gave UK its first lead, 80-79, before Scott Padgett's trey with 39.4 seconds remaining broke an 81-81 tie as Kentucky advanced to the Final Four for the third consecutive year.
Kentucky 39 47 — 86
Duke 49 35 — 84

Kentucky 86, Stanford 85 (OT)

March 28, 1998
SAN ANTONIO — Kentucky rallied from a 10-point second-half deficit, then grabbed a five-point overtime lead, before fending off the Cardinal to advance to the title game for the third straight season. Jeff Sheppard canned three long-range three-pointers — two in the final three minutes and one in overtime — en route to a career-high 27 points.
Stanford 37 36 12 — 85
Kentucky 32 41 13 — 86

Kentucky 78, Utah 69

March 30, 1998
SAN ANTONIO — After being out-rebounded 24-6 in the first half and trailing 41-31 at the break, the "Comeback Cats" charged from behind to win the school's seventh national title, its second in three years. It was the largest halftime deficit overcome in a title game.
Utah 41 28 — 69
Kentucky 31 47 — 78

Kentucky 103, Maryland 91

December 12, 1998
LEXINGTON — The senior trio of Heshimu Evans, Scott Padgett and Wayne Turner combined to tally 73 points, 22 rebounds and 14 assists as the fifth-ranked Cats knocked off the No. 2 Terrapins, ending their 13-game win streak.
Maryland 41 50 — 91
Kentucky 54 49 — 103

Kentucky 82, Louisville 62

December 29, 2001
LEXINGTON — Rick Pitino returned to Rupp Arena for the first time as coach of archrival Louisville but watched as Tayshaun Prince scored a game-high 18 points as UK won by 20. UK dedicated the new playing floor as "Cawood's Court" before chants of "Tub-by, Tub-by" filled the arena throughout the game.
Kentucky 36 46 — 82
Louisville 32 30 — 62

Kentucky 70, Florida 55

February 4, 2003
LEXINGTON — Florida came to Lexington sporting a No. 1 ranking for the first time in school history, but were quickly stifled by UK's defense. The Wildcats were able to jump out to a 23-point lead at halftime, which grew to as much as 29 points during the final half as a Rupp Arena-record crowd of 24,459 watched UK earn the 70-55 victory.
Kentucky 45 23 — 70
Florida 22 33 — 55

Kentucky 79, Michigan State 74

December 13, 2003
DETROIT — A basketball world-record crowd of 78,129 watch No. 8 Kentucky beat No. 21 Michigan State at Ford Field. Unlike basketball games at domes that have attracted 40,000-plus fans, the court was not tucked into an end zone, but placed on the 50-yard line in the Detroit Lions' home stadium — a true site to see.
Kentucky 49 30 — 79
Michigan St. 43 31 — 74

Kentucky 67, C. Arkansas 40

November 6, 2007
LEXINGTON — The Billy Gillispie era opened, as the Graford, Texas native made his regular season debut as the 21st coach in Kentucky history. Joe Crawford paced the Cats with 20 points while Mark Coury recorded a double-double, giving Gillispie a successful debut.
C. Arkansas 20 20 — 40
Kentucky 34 33 — 67

Kentucky 90, Tennessee 72

January 13, 2009
KNOXVILLE — Jodie Meeks had a night to remember when he broke the UK single-game scoring record scoring 54 points in leading the Wildcats to victory. Meeks finished the night 15-22 from the field (10-15 three-point range) and 14-14 from the free throw line.
Kentucky 41 49 — 90
Tennessee 37 35 — 72

Kentucky 88, Drexel 44

December 21, 2009
LEXINGTON — Kentucky became the first program in college basketball history to reach the 2,000-win plateau. The Wildcats defeated Drexel 88-44 to achieve the milestone.
Drexel 20 24 — 44
Kentucky 56 32 — 88

Kentucky 62, Ohio State 60

March 25, 2011
NEWARK — Kentucky knocked off number one overall seed, Ohio State, in the Sweet 16. Brandon Knight's jumper with five seconds remaining led the fourth-seeded Wildcats over the number one-seeded Buckeyes.
Kentucky 30 32 — 62
Ohio State 30 30 — 60

Kentucky 76, North Carolina 69

March 27, 2011
NEWARK — Kentucky's Elite Eight victory over North Carolina sent the Wildcats to their first Final Four in 13 years. Brandon Knight led UK with 22 points as the Cats advanced to the Final Four on a 10-game win streak.
Kentucky 38 38 — 76
North Carolina 30 39 — 69

Kentucky 69, Louisville 61

March 31, 2012
NEW ORLEANS — Kentucky and Louisville met in the Final Four for the first time in history. Behind an 18-point, 14-rebound, 5-block effort from Anthony Davis, the Wildcats defeated the Cardinals for the second time in the season.
Louisville 28 33 — 61
Kentucky 35 34 — 69

Kentucky 67, Kansas 59

April 2, 2012
NEW ORLEANS — Kentucky claimed the eighth national title in program history with its second defeat of Kansas in the season. Doron Lamb led all scorers with 22 points, while Anthony Davis pulled down 16 rebounds, blocked six shots and dished out five assists.
Kansas 27 32 — 59
Kentucky 41 26 — 67

Kentucky 87, Ole Miss 74

January 29, 2013
OXFORD, MISS. — Freshman Nerlens Noel set the single-game UK blocks record with 12 swats in an upset of No. 16 Ole Miss in 2013. Noel logged six of those blocks after registering his fourth foul in the game.
Kentucky 37 50 — 87
Ole Miss 38 36 — 74

Kentucky 78, Wichita State 76

March 23, 2014
ST. LOUIS — Kentucky came back from a double-digit deficit to knock off No. 1 seed and undefeated Wichita State in one of the greatest games ever played to advance to the Sweet 16.
Kentucky 31 47 — 78
Wichita St. 37 39 — 76

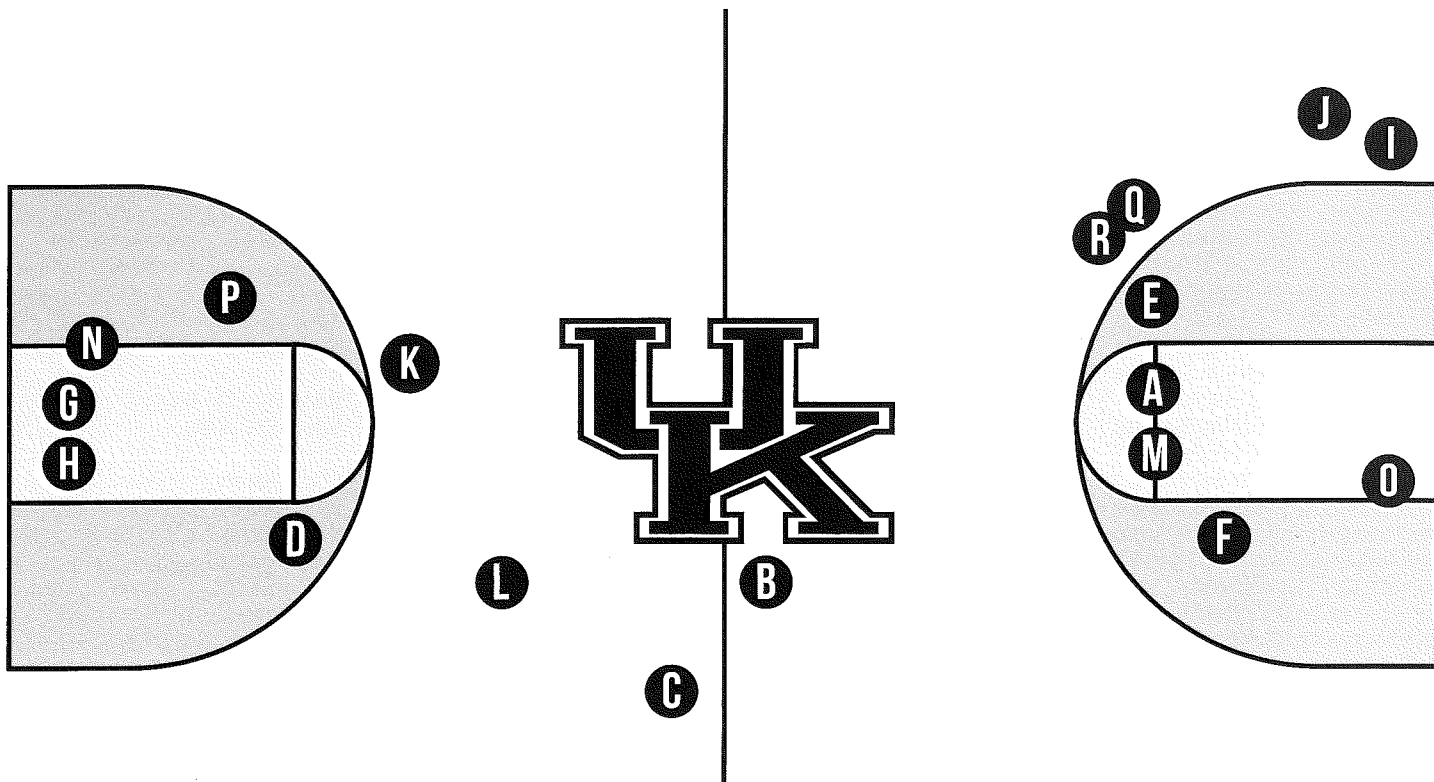
Kentucky 75, Michigan 72

March 30, 2014
INDIANAPOLIS — Freshman Aaron Harrison knocked down a 3-pointer with less than four seconds remaining to propel the Wildcats to their 16th Final Four in school history.
Kentucky 37 38 — 75
Michigan 37 35 — 72

Kentucky 74, Wisconsin 73

April 5, 2014
ARLINGTON, TEXAS — Freshman Aaron Harrison provided heroics once again by knocking down a 3-pointer from nearly the identical spot with less than 10 seconds remaining to lift UK to the National Championship game with five freshman starters. Kentucky won its fifth-straight game by five points or less.
Kentucky 36 38 — 74
Wisconsin 40 33 — 73

BIGGEST SHOTS



A. Ralph Beard

Mar. 20, 1946 vs. Rhode Island
This free throw with 43 seconds left gave Adolph Rupp his first national title, 46-45.

B. Ralph Beard

Feb. 14, 1948 vs. Tennessee
The buzzer-beater is still one of the longest shots (52.5') in UK history.

C. Vernon Hatton

Dec. 7, 1957 vs. Temple
Hatton's 47-foot bomb from midcourt tied the game at the end of the first overtime.

D. Terry Mobley

Dec. 31, 1963 vs. Duke
Mobley's shot, with 7 seconds left, propelled UK past No. 1 Duke, 81-79.

E. Kyle Macy

Feb. 24, 1980 vs. LSU
Macy's jumper gave the Cats the 1980 SEC crown, 76-74 in overtime.

F. Kenny Walker

Mar. 10, 1984 vs. Auburn
The sophomore's 15-footer at the buzzer defeated Charles Barkley's squad for the SEC Tourney title.

G. Cedric Jenkins

Dec. 12, 1987 vs. Louisville
Jenkins' tip-in gave UK a 76-75 win against its arch rival.

H. Jeff Brassow

Dec. 23, 1993 vs. Arizona
Brassow tipped in a Rodrick Rhodes' miss as UK won the Maui Invitational, 93-92.

I. Walter McCarty

Feb. 15, 1994 vs. LSU
McCarty's three capped a 31-point comeback against the Tigers.

J. Tony Delk

April 1, 1996 vs. Syracuse
His three was part of a four-point play that lifted UK to its sixth NCAA title.

K. Scott Padgett

Mar. 22, 1998 vs. Duke
The three-pointer broke an 81-81 tie with 39.4 seconds left and capped a 17-point comeback.

L. Tayshaun Prince

Dec. 8, 2001 vs. North Carolina
This nearly 30' 3FG from just inside the mid-court logo capped five consecutive threes by Prince to open the game.

M. Patrick Sparks

Dec. 18, 2004 at Louisville
Sparks' three free-throws with no time remaining helped UK overcome a 16-point halftime deficit for a 60-58 win.

N. DeMarcus Cousins

Mar. 14, 2010 vs. Mississippi State
Cousins' tip-in at the buzzer sent the game in overtime en route to UK's 26th SEC Tourney title.

O. Brandon Knight

Mar. 17, 2011 vs. Princeton
Knight's driving layup with 2 secs remaining lifts UK to a 59-57 win in its NCAA Tourney opener.

P. Brandon Knight

Mar. 25, 2011 vs. Ohio State
Knight knocked down a jumper with 5 secs remaining to beat No. 1 and top-seeded Ohio State 62-60 to advance to the Elite Eight.

Q. Aaron Harrison

Mar. 30, 2014 vs. Michigan
Harrison hit a 3-pointer with less than four seconds remaining to beat No. 7 Michigan, 75-72 to advance to the Final Four.

R. Aaron Harrison

April 5, 2014 vs. Wisconsin
Harrison's heroics yet again lifted UK to the National Championship game with a win over Wisconsin with a 3-pointer from nearly the identical spot as the one he hit against Michigan.

YEAR-BY-YEAR TEAM STATISTICS

	G	FG-FGA	FG%	3FG-3FGA	3FG%	FT-FTA	FT%	Reb-Avg	PF-D	A	TO	BS	St	Pts	Avg
1944-45 UK	26	591				282			367					1464	56.3
1945-46 UK	30	725				371-613	.605		469					1821	60.7
(28-2) Opp	30													1194	39.8
1946-47 UK	37	1011-3232	31.5			500-781	.640		682					2536	68.5
(34-3) Opp	37													1416	38.3
1947-48 UK	39	1082-3465	31.2			526-841	.625		764					2690	69.0
(36-3) Opp	39		23.2											1730	44.4
1948-49 UK	34	903-2756	32.8			514-728	70.6		636					2320	68.2
(28-2) Opp	34	538-2216	24.3			454-756	60.1		635					1530	45.0
1949-50 UK	30	823-2485	33.1			443-673	65.8		604					2089	69.6
(25-5) Opp	30	625-2270	27.5			446-725	61.5		558					1696	56.5
1950-51 UK	34	1029-3013	34.2			482-744	64.8	2109-62.0	648	471				2540	74.7
(32-2) Opp	34	656-2422	27.0			471-786	59.9	1357-39.9	623	265				1783	52.4
1951-52 UK	32	1043-2829	36.9			549-865	63.5	1817-56.8	707	497				2635	82.3
(28-2) Opp	32	658-2219	29.7			458-786	58.3	1164-36.4	731	188				1774	55.4
1952-53	No Schedule (Under Suspension by NCAA)														
1953-54 UK	25	829-2162	38.3			529-780	67.8	1318-52.7	582-35					2187	87.5
(25-0) Opp	25	481-1574	30.6			546-872	62.6	851-34.0	500-27					1508	60.3
1954-55 UK	26	781-2123	36.8			425-675	63.0	1680-64.6	481					1987	76.4
(23-3) Opp	26	527-1741	30.3			534-824	64.8	1120-43.1	400					1588	61.1
1955-56 UK	26	826-2078	41.5			473-729	64.9	1502-57.8	490					2197	84.5
(20-6) Opp	26	628-1750	35.9			546-828	65.9	1094-42.1	548					1802	69.3
1956-57 UK	28	889-2191	40.6			579-829	69.8	1550-55.4	524					2357	84.2
(23-5) Opp	28	673-1971	34.1			607-883	68.7	1109-39.6	478					1953	69.8
1957-58 UK	29	832-2223	37.3			502-680	73.8	1562-53.9	474					2166	74.7
(23-6) Opp	29	690-1945	35.5			437-635	68.8	1227-42.3	494					1817	62.7
1958-59 UK	27	778-1922	40.5			570-758	75.2	1361-50.4	513					2126	78.7
(24-3) Opp	27	623-1687	36.9			491-720	68.2	1117-41.4	539					1737	64.3
1959-60 UK	25	667-1741	38.3			504-700	72.0	1317-52.7	502					1838	73.5
(18-7) Opp	25	559-1547	36.1			524-725	72.3	1142-45.7	509					1642	65.7
1960-61 UK	28	726-1928	37.7			575-793	72.5	1438-51.4	551					2027	72.4
(19-9) Opp	28	663-1665	39.8			532-781	68.1	1233-44.0	546					1858	66.4
1961-62 UK	26	822-1895	43.4			497-666	74.6	1399-53.8	483-16	343				2141	82.3
(23-3) Opp	26	637-1733	36.8			430-623	69.0	1090-41.9	476-18	168				1704	65.5
1962-63 UK	25	724-1786	40.5			445-638	69.7	1284-51.4	461-13	237				1893	75.7
(16-9) Opp	25	640-1568	40.8			417-611	68.2	1093-43.7	472-26	119				1697	67.9
1963-64 UK	27	936-2096	44.7			454-605	75.0	1355-50.2	520-20	396				2326	86.1
(21-6) Opp	27	727-1839	39.5			500-700	71.4	1268-47.0	482-15	141				1954	72.4
1964-65 UK	25	796-1771	49.4			517-675	76.6	1103-44.1	504-27	260				2109	84.4
(15-10) Opp	25	729-1643	44.4			456-659	69.2	1147-45.9	526-22	153				1914	76.6
1965-66 UK	29	1017-2079	48.9			485-648	74.8	1368-47.2	539-18	293				2519	86.9
(27-2) Opp	29	770-1916	40.2			488-690	70.7	1205-41.6	515-17	120				2028	69.9
1966-67 UK	26	861-1760	48.9			429-559	76.7	1071-41.2	508-21	270				2151	82.7
(13-13) Opp	26	775-1698	45.6			462-675	68.4	1105-42.5	430-11	152				2012	77.4
1967-68 UK	27	979-2082	47.0			442-624	70.8	1333-49.4	493-7	331				2400	88.9
(22-5) Opp	27	831-1903	43.7			443-630	70.3	1212-44.9	518-17	200				2103	77.9
1968-69 UK	28	1015-2071	49.0			512-688	74.4	1374-49.1	528-16	499				2542	90.8
(23-5) Opp	28	864-1944	44.4			469-685	68.5	1154-41.5	513-17	233				2199	78.5
1969-70 UK	28	1099-2205	49.8			511-686	74.5	1390-49.6	548-16	432				2709	96.8
(26-2) Opp	28	860-1898	45.3			534-740	72.2	1135-40.5	513-18	215				2254	80.5
1970-71 UK	28	1077-2129	50.6			516-688	75.0	1340-47.9	556-13	425				2670	95.4
(22-6) Opp	28	915-2080	44.0			543-739	73.5	1245-44.5	537-18	250				2373	84.8
1971-72 UK	28	916-1866	49.1			479-655	73.1	1214-43.4	481-20	392	402			2311	82.5
(21-7) Opp	28	839-1883	44.6			415-630	65.9	1171-41.8	505-15	275	438			2093	74.8
1972-73 UK	28	1002-2070	48.4			337-484	69.6	1292-46.1	536-18	396	447			2341	83.6
(20-8) Opp	28	888-1978	45.0			322-491	65.6	1182-42.2	540-24	308	487			2098	74.9
1973-74 UK	26	845-1699	49.7			348-481	72.3	991-38.1	521-17	324	471			2038	78.4
(13-13) Opp	26	835-1743	47.9			317-455	69.7	990-38.1	523-20	306	332			1987	76.4
1974-75 UK	31	1197-2412	49.6			464-664	69.9	1442-46.5	767-27	479	552			2858	92.2
(26-5) Opp	31	925-2096	44.1			584-828	70.5	1274-41.1	633-20	367	678			2434	78.5
1975-76 UK	30	981-2027	48.4			453-637	71.1	1250-41.7	632-25	394	539			2415	80.5
(20-10) Opp	30	938-1998	46.9			469-667	70.3	1098-36.6	625-27	353	511			2345	78.2
1976-77 UK	30	1009-2015	50.1			491-697	70.5	1249-41.6	648-15	513	480			2509	83.6
(26-4) Opp	30	818-1828	44.9			434-608	71.4	1036-34.5	682-38	432	595			2070	69.1

2014 - 2015 KENTUCKY MEN'S BASKETBALL

	G	FG-FGA	FG%	3FG-3FGA	3FG%	FT-FTA	FT%	Reb-Avg	PF-D	A	TO	BS	St	Pts	Avg
1977-78 UK	32	1040-1922	.54.1			613-808	.75.9	1171-36.6	733-18	554	544			2693	84.2
(30-2) Opp	32	878-1889	.46.5			478-718	.66.6	1000-31.3	756-50	512	568			2234	69.8
1978-79 UK	31	890-1799	.49.5			666-858	.77.6	1034-33.4	715-30	392	464	59	208	2446	78.9
(19-12) Opp	31	886-1788	.49.6			508-719	.70.7	995-32.1	838-53	435	532	90	191	2280	73.6
1979-80 UK	35	1038-2022	.51.3			609-802	.75.9	1265-36.1	755-32	538	564	125	216	2685	76.7
(29-6) Opp	35	880-1971	.44.7			563-794	.70.9	1052-30.1	753-33	440	551	77	242	2323	66.4
1980-81 UK	28	781-1602	.48.8			478-664	.72.0	995-35.5	616-22	402	356	122	143	2040	72.9
(22-6) Opp	28	651-1494	.43.6			458-640	.71.6	899-32.1	616-20	333	236	48	154	1760	62.9
1981-82 UK	30	827-1618	.51.1			545-727	.75.0	940-31.3	571-15	460	403	86	171	2199	73.3
(22-8) Opp	30	786-1681	.46.8			421-604	.69.7	926-30.9	639-36	439	272	86	176	1993	66.4
1982-83 UK	31	869-1564	.55.6			448-625	.71.7	959-30.9	544-10	499	461	124	168	2186	70.5
(23-5) Opp	31	776-1788	.43.4			385-560	.68.8	950-30.6	616-28	415	405	63	277	1937	62.5
1983-84 UK	34	900-1749	.51.5			518-721	.71.8	1157-34.0	618-13	562	495	158	176	2318	68.2
(29-5) Opp	34	796-1894	.42.0			383-576	.66.5	1024-30.1	696-32	438	481	61	199	1975	58.1
1984-85 UK	31	773-1693	.45.7			491-680	.722	1035-33.4	600-23	441	384	78	174	2037	65.7
(18-13) Opp	31	785-1661	.473			406-579	.701	984-31.7	638-19	474	392	60	179	1976	63.7
1985-86 UK	36	1030-2003	.514			606-841	.721	1191-33.1	642-12	612	442	97	280	2666	74.1
(32-4) Opp	36	886-1914	.463			432-602	.718	1031-28.6	759-28	442	548	86	192	2210	61.4
1986-87 UK	29	747-1597	.468	152-409	.372	319-509	.627	903-31.1	531-16	387	398	77	206	1965	67.8
(18-11) Opp	29	737-1550	.475	83-228	.364	387-545	.710	963-33.2	532-23	381	458	72	183	1944	67.0
1987-88 UK	33	963-1971	.489	98-269	.364	604-797	.758	1163-35.2	529-11	502	420	104	246	2628	79.6
(25-5) Opp	33	883-1947	.454	138-389	.355	365-508	.719	1049-31.8	673-23	454	530	68	198	2269	68.8
1988-89 UK	32	856-1791	.478	108-302	.358	400-575	.596	1056-33.0	596-22	499	494	110	228	2220	69.4
(13-19) Opp	32	849-1833	.463	167-478	.349	451-645	.699	1079-33.7	569-15	480	454	69	264	2316	72.4
1989-90 UK	28	868-1978	.439	281-810	.347	470-644	.730	996-35.6	664-25	489	403	104	309	2487	88.8
(14-14) Opp	28	868-1763	.492	167-436	.383	558-782	.714	1211-43.3	556-11	494	593	96	206	2461	87.9
1990-91 UK	28	834-1888	.442	242-715	.338	495-685	.723	1049-37.5	651-18	482	437	120	291	2405	85.9
(22-6) Opp	28	760-1659	.458	99-304	.326	567-805	.704	1126-40.2	580-11	349	583	108	214	2186	78.1
1991-92 UK	36	1062-2222	.478	317-888	.357	645-892	.723	1226-34.1	837-30	661	542	121	368	3086	85.7
(29-7) Opp	36	920-2013	.457	125-415	.301	715-1019	.702	1289-35.8	769-28	427	708	148	279	2680	74.4
1992-93 UK	34	1048-2184	.480	340-862	.394	539-784	.688	1364-40.1	776-20	665	541	160	323	2975	87.5
(30-4) Opp	34	807-1917	.421	139-420	.331	621-940	.661	1161-34.1	679-16	398	620	116	268	2374	69.8
1993-94 UK	34	1027-2195	.468	301-857	.351	597-875	.682	1303-38.3	762-30	648	533	195	394	2952	86.8
(27-7) Opp	34	862-2041	.422	189-566	.334	624-917	.680	1326-39.0	721-18	461	695	111	250	2537	74.6
1994-95 UK	33	1016-2211	.460	276-736	.375	576-801	.719	1338-40.5	734-12	647	489	176	347	2884	87.4
(28-5) Opp	33	764-1889	.404	165-517	.319	585-856	.683	1220-37.0	667-21	418	690	137	220	2278	69.0
1995-96 UK	36	1198-2461	.487	266-670	.397	630-883	.713	1501-41.7	729-10	783	554	176	435	3292	91.4
(34-2) Opp	36	885-2135	.415	191-569	.336	536-799	.671	1289-35.8	748-30	487	799	141	256	2497	69.4
1996-97 UK	40	1238-2631	.471	287-777	.369	562-824	.682	1575-39.4	802-26	776	589	203	480	3325	83.1
(35-5) Opp	40	854-2147	.398	185-589	.314	619-922	.671	1367-34.2	731-19	484	907	99	256	2512	62.8
1997-98 UK	39	1161-2409	.482	250-681	.367	551-816	.675	1640-42.1	722-7	691	583	240	341	3123	80.1
(35-4) Opp	39	892-2324	.384	281-812	.346	547-804	.680	1321-33.9	721-21	485	636	109	271	2612	67.0
1998-99 UK	37	1034-2163	.478	226-676	.334	496-776	.639	1470-39.7	629-6	605	547	199	286	2790	75.4
(28-9) Opp	37	823-2162	.381	252-764	.330	422-640	.659	1245-33.6	703-17	420	595	103	254	2320	62.7
1999-00 UK	33	793-1873	.423	188-643	.292	506-735	.688	1300-39.4	537-10	427	502	185	201	2280	69.1
(23-10) Opp	33	757-1941	.390	224-688	.326	336-520	.646	1135-34.4	647-21	352	482	66	227	2074	62.8
2000-01 UK	34	988-2051	.482	245-708	.346	492-751	.655	1311-38.6	631-5	539	513	151	229	2713	79.8
(24-10) Opp	34	842-2081	.405	244-689	.354	472-689	.685	1214-35.7	659-18	426	551	82	231	2400	70.6
2001-02 UK	32	905-2020	.448	219-691	.317	431-638	.676	1283-40.1	582-6	471	460	153	252	2460	76.9
(22-10) Opp	32	782-1898	.412	216-641	.337	403-598	.674	1107-34.6	587-8	410	529	100	225	2183	68.2
2002-03 UK	36	1026-2102	.488	208-585	.356	522-742	.704	1324-36.8	625-4	574	501	176	281	2782	77.3
(32-4) Opp	36	827-1993	.415	211-633	.333	444-647	.686	1114-30.9	664-0	392	592	123	225	2309	64.1
2003-04 UK	32	862-1828	.472	204-572	.357	437-627	.697	1158-36.2	584-4	504	468	110	249	2365	73.9
(27-5) Opp	32	704-1748	.403	204-622	.328	424-592	.716	1004-31.4	569	357	509	99	229	2036	63.6
2004-05 UK	34	901-1940	.464	218-635	.343	483-728	.663	1197-35.2	582-7	509	445	147	311	2503	73.6
(28-6) Opp	34	749-1848	.405	224-680	.329	405-587	.690	1155-34.0	631	383	596	111	173	2127	62.6
2005-06 UK	35	903-2020	.447	265-758	.350	406-601	.676	1265-36.1	595-5	495	464	106	206	2477	70.8
(22-13) Opp	35	829-1953	.424	228-700	.326	428-633	.676	1162-33.2	603	448	472	118	187	2314	66.1
2006-07 UK	34	890-1868	.476	231-650	.355	485-690	.703	1235-36.3	547-4	537	493	161	201	2496	73.4
(22-12) Opp	34	839-2040	.411	256-766	.334	368-568	.648	1125-33.1	609	441	440	109	236	2302	67.7
2007-08 UK	31	735-1566	.469	182-493	.369	472-644	.733	1038-33.5	586-18	395	490	149	206	2124	68.5
(18-13) Opp	31	671-1695	.396	184-565	.326	508-719	.707	990-31.9	587	340	406	111	191	2034	65.6
2008-09 UK	36	933-1940	.481	202-572	.353	601-777	.773	1330-36.9	634-14	567	610	238	238	2669	74.1
(22-14) Opp	36	822-2114	.389	256-728	.352	486-704	.690	1151-32.0	665-22	372	517	133	279	2386	66.3
2009-10 UK	38	1066-2228	.478	231-697	.331	649-971	.668	1584-41.7	641-13	573	547	273	279	3012	79.3
(35-3) Opp	38	875-2314	.378	245-783	.313	473-688	.688	1277-33.6	795-28	418	531	119	261	2468	64.9
2010-11 UK	38	1002-2183	.459	281-707	.397	560-789	.710	1420-37.4	601-11	482	406	239	211	2845	74.9
(29-9) Opp	38	863-188	.394	210-649	.324	476-658	.723	1285-33.8	695-9	419	458	132	201	2412	63.5
2011-12 UK	40	1096-2248	.488	225-595	.378	678-938	.723	1556-38.9	593-10	531	453	344	242	3095	77.4
(38-2) Opp	40	889-2379	.374	219-689	.318	426-614	.694	1286-32.2							

SCORING

CAREER LEADERS

Scoring Average

Player	Season	G	Pts	Avg
1. Dan Issel	1968-70	83	2,138	25.8
2. Cotton Nash	1962-64	78	1,770	22.7
3. Kevin Grevey	1973-75	84	1,801	21.4
4. Bob Burrow	1955-56	51	1,023	20.1
5. Louie Dampier	1965-67	80	1,575	19.7
6. Bill Spivey	1950-51	63	1,213	19.3
7. Cliff Hagan	1951-52, 54	77	1,475	19.2
8. Jamal Mashburn	1990-93	98	1,843	18.8
9. Mike Casey	1968-70	82	1,535	18.7
10. Pat Riley	1965-67	80	1,464	18.3

SEASON LEADERS

Points

Player	Season	G	Avg	Pts
1. Dan Issel	1970	28	33.9	948
2. Jodie Meeks	2009	36	23.7	854
3. Jamal Mashburn	1992	36	21.3	767
4. Dan Issel	1969	28	26.6	746
5. Kevin Grevey	1975	31	23.5	730
6. Ron Mercer	1997	40	18.1	725
7. Kenny Walker	1986	36	20.0	721
8. Jamal Mashburn	1993	34	21.0	714
9. Kenny Walker	1985	31	22.9	710
10. Alex Groza	1949	34	20.5	698
11. Cliff Hagan	1952	32	21.6	692
12. Brandon Knight	2011	38	17.3	657
13. Cotton Nash	1964	27	24.0	648
14. Tony Delk	1996	36	17.8	639
15. Pat Riley	1966	29	21.9	635
Bill Spivey	1951	33	19.2	635

By a Freshman —

1. Brandon Knight	2011	38	17.3	657
2. John Wall	2010	37	16.6	616
3. Julius Randle	2014	40	15.0	599
4. Terrence Jones	2011	38	15.7	595
5. DeMarcus Cousins	2010	38	15.1	575

By a Sophomore —

1. Jamal Mashburn	1992	36	21.3	767
2. Ron Mercer	1997	40	18.1	725
3. Patrick Patterson	2009	34	17.9	609
Rex Chapman	1988	32	19.0	609
5. Cotton Nash	1962	26	23.4	608

By a Junior —

1. Jodie Meeks	2009	36	23.7	854
2. Dan Issel	1969	28	26.6	746
3. Jamal Mashburn	1993	34	21.0	714
4. Kenny Walker	1985	31	22.9	710
5. Cliff Hagan	1952	32	21.6	692

By a Senior —

1. Dan Issel	1969-70	28	33.9	948
2. Kevin Grevey	1974-75	31	23.5	730
3. Kenny Walker	1985-86	36	20.0	721
4. Alex Groza	1948-49	34	20.5	698
5. Cotton Nash	1963-64	27	24.0	648

Scoring Average

Player	Season	G	Pts	Avg
1. Dan Issel	1969-70	28	948	33.86
2. Dan Issel	1968-69	28	746	26.64
3. Cotton Nash	1963-64	27	648	24.00
Cliff Hagan	1953-54	25	600	24.00
5. Jodie Meeks	2008-09	36	854	23.72
6. Kevin Grevey	1974-75	31	730	23.55
7. Cotton Nash	1961-62	26	608	23.38
8. Kenny Walker	1984-85	31	710	22.90
9. Pat Riley	1965-66	29	637	21.97
10. Kevin Grevey	1973-74	25	547	21.88

GAME LEADERS

Points

Player, Opponent (Date)	Pts
1. Jodie Meeks at Tennessee (1/13/2009)	54
2. Dan Issel at Ole Miss (2/7/1970)	53
3. Dan Issel at LSU (2/21/1970)	51
Cliff Hagan vs. Temple (12/5/1953)	51
5. Bob Burrow vs. LSU (1/14/1956)	50
6. Dan Issel at Alabama (2/23/1970)	47
7. Jodie Meeks vs. Appalachian St. (12/20/2008) [Freedom Hall]	46
8. Jodie Meeks at Arkansas (2/14/2009)	45

9. Dan Issel vs. Notre Dame (3/12/1970) [NCAA]	44
(10. Melvin Turpin vs. Georgia (3/8/1984) [SEC]	42
Melvin Turpin at Tennessee (1/31/1983)	42
Dan Issel vs. Auburn (3/2/1970)	42
Mike Pratt vs. Notre Dame (12/27/1969)	42
Louie Dampier at Vanderbilt (2/2/1966)	42
Cliff Hagan vs. Tennessee (3/1/1952)	42
16. Tayshaun Prince vs. Tulsa (3/16/2002) [NCAA]	41
Jack Givens vs. Duke (3/27/1978) [NCAA]	41
Dan Issel vs. North Carolina (12/8/1969)	41
Dan Issel at Vanderbilt (3/1/1969)	41
20. Derrick Miller vs. Vanderbilt (2/7/1990)	40
Kevin Grevey at Georgia (2/19/1973)	40
Dan Issel vs. Georgia (2/16/1970)	40
Dan Issel vs. Navy (12/19/1969)	40
Louie Dampier vs. Illinois (12/5/1966)	40
Bob Burrow at Saint Louis (12/28/1955)	40
Bill Spivey vs. Xavier (2/13/1951)	40
Bill Spivey vs. Georgia Tech (2/18/1950)	40

By a Freshman —

1. Terrence Jones vs. Auburn (1/11/2011)	35
2. Doron Lamb vs. Winthrop (12/22/2010)	32
3. Jamal Mashburn vs. Georgia (2/3/1991)	31
4. Brandon Knight vs. West Virginia (3/19/2011)	30
5. Terrence Jones vs. Oklahoma (11/22/2010)	29
Eric Bledsoe vs. East Tenn. St. (3/18/2010)	29
Julius Randle vs. Belmont (12/21/2013)	29
8. Anthony Davis vs. Vanderbilt (2/25/2012)	28
Archie Goodwin vs. Morehead St. (11/21/2012)	28
Aaron Harrison vs. Robert Morris (11/17/2013)	28
Rick Robey vs. Vanderbilt (3/1/1975)	28

By a Sophomore —

1. Kevin Grevey at Georgia (2/19/1973)	40
Bill Spivey vs. Georgia Tech (2/18/1950)	40
3. Tom Payne vs. LSU (2/20/1971)	39
4. Cotton Nash vs. Vanderbilt (2/19/1962)	38
5. LeRon Ellis vs. Northwestern St. (12/7/1988)	37
Louie Dampier vs. Iowa State (12/9/1964)	37
Bill Spivey vs. Tennessee (3/4/1950) [SEC]	37

By a Junior —

1. Jodie Meeks at Tennessee (1/13/2009)	54
2. Jodie Meeks vs. Appalachian St. (12/20/2008) [Freedom Hall]	46
3. Jodie Meeks at Arkansas (2/14/2009)	45
4. Melvin Turpin at Tennessee (1/31/1983)	42
Louie Dampier at Vanderbilt (2/2/1966)	42
Cliff Hagan vs. Tennessee (1/31/1952)	42

By a Senior —

1. Dan Issel at Ole Miss (2/7/1970)	53
2. Dan Issel at LSU (2/21/1970)	51
Cliff Hagan vs. Temple (12/5/1953)	51
4. Bob Burrow vs. LSU (1/14/1956)	50
5. Dan Issel at Alabama (2/23/1970)	47

Most Points in First Varsity Game (Since 1947-48)

Player, Opponent (Date)	Pts
1. Mike Casey vs. Michigan (12/2/1967)	28
2. Terrence Jones vs. East Tenn. St. (11/12/2010)	28
3. Cotton Nash vs. Miami, Ohio (12/2/1961)	25
4. Eric Bledsoe vs. Morehead State (11/13/2009)	24
5. Anthony Davis vs. Marist (11/11/2011)	23
Julius Randle vs. UNC Asheville (11/8/2013)	23
7. Sam Bowie vs. Duke (11/17/1979)	22
8. Doron Lamb vs. East Tenn. St. (11/12/2010)	20
Roger Newman vs. VMI (12/1/1960)	20
10. John Wall vs. Miami, Ohio (11/16/2009)	19

TEAM RECORDS

MOST POINTS SCORED

Half: 86 at LSU (1-16-1996, 1st half)

Game: 143 vs. Georgia (2-27-1956)

Game (both teams): 245 at Kansas (12-9-1989)

[KU 150, UK 95]

Season: 3,325 (1996-97) [40 games]

FEWEST POINTS SCORED

Game: 1 vs. Transylvania (2-5-1905)

Season: 538 (1924-25) [22 games]

INDIVIDUAL RECORDS

POINTS SCORED

Game: 54, Jodie Meeks at Tennessee

(1-13-2009)

Season: 948, Dan Issel (1969-70)

Career: 2,138, Dan Issel (1968-70)

HIGHEST SCORING AVERAGE

Season (min. 20 games): 33.9, Dan Issel

(1969-70)

Career (min. 40 games): 25.8, Dan Issel

(1968-70)

YEAR-BY-YEAR SCORING

Year-By-Year

Year	Player	Class	G	Pts	Avg.
1922-23	Carl Riefkin	Jr.	13	133	10.2
1923-24	Jim McFarland	So.	16	157	9.8
1924-25	Jim McFarland	Jr.	20	143	7.2
1925-26	Gayle Mohny	Jr.	18	200	11.1
1926-27	Paul Jenkins	Jr.	16	98	6.1
1927-28	Cecil Combs	So.	18	186	10.3
1928-29	Stan Milward	So.	17	116	6.8
1929-30	Cecil Combs	Sr.	19	125	6.6
1930-31	Carey Spicer	Sr.	18	190	10.6
1931-32	Aggie Sale	Jr.	17	235	13.8
1932-33	Aggie Sale	Sr.	24	324	13.5
1933-34	John "Frenchy" De Moisey	Sr.	17	212	12.5
1934-35	Leroy Edwards	So.	21	343	16.3
1935-36	Ralph Carlisle	So.	21	241	11.5
1936-37	Ralph Carlisle	Jr.	21	208	9.9
1937-38	Joe Hagan	Sr.	18	184	10.2
1938-39	Fred Curtis	Sr.	20	183	9.2
1939-40	Mickey Rouse	Sr.	21	175	8.3
1940-41	Jim King	Jr.	25	151	6.0
1941-42	Marvin Akers	Jr.	25	190	7.6
1942-43	Milt Ticco	Sr.	23	233	10.1
1943-44	Bob Brannum	Fr.	21	254	12.1
1944-45	Jack Tingle	So.	26	293	11.3
1945-46	Jack Parkinson	Jr.	30	339	11.3
1946-47	Alex Groza	So.	37	393	10.6
1947-48	Ralph Beard	Jr.	38	476	12.5
1948-49	Alex Groza	Sr.	34	698	20.5
1949-50	Bill Spivey	So.	30	578	19.3
1950-51	Bill Spivey	Jr.	33	635	19.2
1951-52	Cliff Hagan	Jr.	32	692	21.6
1953-54	Cliff Hagan	Sr.	25	600	24.0
1954-55	Bob Burrow	Jr.	26	495	19.0
1955-56	Bob Burrow	Sr.	25	528	21.1
1956-57	Johnny Cox	So.	28	544	19.4
1957-58	Vernon Hatton	Sr.	29	496	17.1
1958-59	Johnny Cox	Sr.	27	485	17.9
1959-60	Billy Ray Lickert	Jr.	20	288	14.4
1960-61	Billy Ray Lickert	Sr.	28	450	16.0
1961-62	Cotton Nash	So.	26	608	23.4
1962-63	Cotton Nash	Jr.	25	514	20.6
1963-64	Cotton Nash	Sr.	27	648	24.0
1964-65	Louie Dampier	So.	25	426	17.0
1965-66	Pat Riley	Jr.	29	637	22.0
1966-67	Louie Dampier	Sr.	26	537	20.6
1967-68	Mike Casey	So.	27	541	20.1
1968-69	Dan Issel	Jr.	28	746	26.6
1969-70	Dan Issel	Sr.	28	948	33.9
1970-71	Tom Parker	Jr.	28	492	17.6
1971-72	Jim Andrews	Jr.	28	602	21.5
1972-73	Jim Andrews	Sr.	28	562	20.1
1973-74	Kevin Grevey	Jr.	25	547	21.9
1974-75	Kevin Grevey	Sr.	31	730	23.6
1975-76	Jack Givens	So.	30	602	20.1
1976-77	Jack Givens	Jr.	30	566	18.9
1977-78	Jack Givens	Sr.	32	578	18.1
1978-79	Kyle Macy	Jr.	31	470	15.2
1979-80	Kyle Macy	Sr.	35	540	15.4
1980-81	Sam Bowie	So.	28	488	17.4
1981-82	Derrick Hord	Jr.	30	490	16.3
1982-83	Melvin Turpin	Jr.	31	468	15.1
1983-84	Melvin Turpin	Sr.	34	518	15.2
1984-85	Kenny Walker	Jr.	31	710	22.9
1985-86	Kenny Walker	Sr.	36	721	20.0
1986-87	Rex Chapman	Fr.	29	464	16.0
1987-88	Rex Chapman	So.	32	609	19.0
1988-89	LeRon Ellis	So.	32	511	16.0
1989-90	Derrick Miller	Sr.	28	538	19.2
1990-91	John Peiphrey	Jr.	28	404	14.4
1991-92	Jamal Mashburn	So.	36	767	21.3
1992-93	Jamal Mashburn	Jr.	34	714	21.0
1993-94	Tony Delk	So.	34	564	16.6
1994-95	Tony Delk	Jr.	33	551	16.7
1995-96	Tony Delk	Sr.	36	639	17.8
1996-97	Ron Mercer	So.	40	725	18.1
1997-98	Jeff Sheppard	Sr.	39	521	13.7
1998-99	Scott Padgett	Sr.	37	467	12.6
1999-00	Jamaal Magloire	Sr.	33	435	13.2
2000-01	Keith Bogans	So.	34	577	17.0
2001-02	Tayshaun Prince	Sr.	32	560	17.5
2002-03	Keith Bogans	Sr.	36	564	15.7
2003-04	Gerald Fitch	Sr.	29	470	16.2
2004-05	Kelenna Azubuike	Jr.	34	499	14.7
2005-06	Rajon Rondo	So.	34	380	11.2
2006-07	Randolph Morris	Jr.	34	546	16.1
2007-08	Joe Crawford	Sr.	30	538	17.9
2008-09	Jodie Meeks	Jr.	36	854	23.7
2009-10	John Wall	Fr.	37	616	16.6
2010-11	Brandon Knight	Fr.	38	657	17.3
2011-12	Anthony Davis	Fr.	40	567	14.2
2012-13	Archie Goodwin	Fr.	33	466	14.1
2013-14	Julius Randle	Fr.	40	599	15.0

QUICKEST TO 1,000 POINTS

	Name	Years	Games to 1,000	Opp. (Date)
1.	Cotton Nash	1962-64	45	Florida (2-2-63)
2.	Dan Issel	1968-70	49	LSU (2-22-69)
3.	Bob Burrow	1955-56	51	Iowa (3-17-56)
4.	Mike Casey	1968-69, 71	51	Vandy (3-1-69)
5.	Kevin Grevey	1973-75	51	Florida (2-25-74)
6.	Bill Spivey	1950-51	52	Tenn. (2-17-51)
7.	Louie Dampier	1965-67	53	Duke (3-18-66)
8.	Pat Riley	1965-67	54	UTEP (3-19-66)
9.	Cliff Hagan	1951-52, 54	57	Duke (12-21-53)
10.	Patrick Patterson	2008-09	58	Creighton (3-23-09)

ALL-TIME LEADING SCORERS - VARSITY CAREER (THE 1,000-POINT CLUB)

	Player (Position)	Years	Seasons	Points	Games	Average
1.	Dan Issel (C)	3	1968-70	2,138	83	25.8
2.	Kenny Walker (F)	4	1983-86	2,080	132	15.8
3.	Jack Givens (F)	4	1975-78	2,038	123	16.6
4.	Keith Bogans (G)	4	2000-03	1,923	135	14.2
5.	Tony Delk (G)	4	1993-96	1,890	133	14.2
6.	Jamal Mashburn (F)	3	1991-93	1,843	98	18.8
7.	Kevin Grevey (F)	3	1973-75	1,801	84	21.4
8.	Tayshaun Prince (F)	4	1999-02	1,775	135	13.1
9.	Cotton Nash (C-F)	3	1962-64	1,770	78	22.6
10.	Alex Groza (C)	4	1945-47, 49	1,744	120	14.4
11.	Ed Davender (G)	4	1985-88	1,637	129	12.7
12.	Louie Dampier (G)	3	1965-67	1,575	80	19.7
13.	Patrick Patterson (F)	3	2008-10	1,564	97	16.1
14.	Mike Casey (G)	3	1968-69, 71	1,535	82	18.7
15.	Ralph Beard (G)	4	1946-49	1,517	139	10.8
16.	Melvin Turpin (C)	4	1981-84	1,509	123	12.3
17.	Cliff Hagan (C)	3	1951-52, 54	1,475	77	19.2
18.	Pat Riley (F)	3	1965-67	1,464	80	18.3
19.	Johnny Cox (F)	3	1957-59	1,461	84	17.3
20.	Joe Crawford (G)	4	2005-08	1,438	127	11.3
21.	Kyle Macy (G)	3	1978-80	1,411	98	14.4
22.	Winston Bennett (F)	4	1984-88	1,399	133	10.5
23.	Rick Robey (F-C)	4	1975-78	1,395	105	13.3
24.	Gerald Fitch (G)	4	2001-04	1,391	127	11.0
25.	Mike Phillips (C)	4	1975-78	1,367	120	11.4
26.	Mike Pratt (F)	3	1968-70	1,359	81	16.8
27.	Frank Ramsey (G)	3	1951-52, 54	1,344	91	14.7
28.	Ramel Bradley	4	2005-08	1,326	128	10.4
29.	Jim Andrews (C)	3	1971-73	1,320	80	16.5
30.	Sam Bowie (C-F)	3	1980-81, 84	1,285	86	14.7
31.	Jim Master (G)	4	1981-84	1,283	121	10.6
32.	John Pelphrey (F)	4	1988-92	1,257	114	11.0
33.	Scott Padgett (F)	4	1995-99	1,252	122	10.3
34.	Darius Miller (G-F)	4	2008-12	1,248	152	8.2
35.	Jodie Meeks (G)	3	2007-09	1,246	81	15.4
36.	Tom Parker (F)	3	1970-72	1,238	80	15.5
37.	Deron Feldhaus (F)	4	1988-92	1,232	124	9.6
38.	Derrick Hord (F)	4	1980-83	1,220	124	9.3
39.	Bill Spivey (C)	2	1950-51	1,213	63	19.3
40.	Chuck Hayes (F)	4	2002-05	1,211	134	9.0
41.	Rodrick Rhodes (F)	3	1993-95	1,208	99	12.2
42.	Wayne Turner (G)	4	1996-99	1,170	151	7.7
43.	Reggie Hanson (C)	4	1988-91	1,167	101	11.6
44.	Derrick Miller (G)	4	1987-90	1,156	105	11.0
45.	Vernon Hatton (G)	3	1956-58	1,153	76	15.1
46.	Wallace Jones (F)	4	1946-49	1,151	127	9.0
47.	Randolph Morris (C)	3	2005-07	1,123	89	12.6
48.	Jeff Sheppard (G)	4	1994-96, 98	1,091	134	8.1
49.	Bill Lickert (F-G)	3	1959-61	1,076	73	14.7
50.	Rex Chapman (G)	2	1987-88	1,073	61	17.6
51.	Dirk Minniefield (G)	4	1980-83	1,069	123	8.7
52.	Terrence Jones (F)	2	2010-12	1,064	76	14.0
52.	Jamaal Magloire (C)	4	1997-00	1,064	145	7.3
54.	Erik Daniels (F)	4	2001-04	1,053	127	8.3
55.	Jim Line (F)	4	1947-50	1,041	135	7.7
56.	Bob Burrow (C)	2	1955-56	1,023	51	20.0
57.	Doron Lamb (G)	2	2010-12	1,018	76	11.9
58.	Ron Mercer (G-F)	2	1996-97	1,013	76	13.3
59.	Jimmy Conner (F-G)	3	1973-75	1,009	85	11.9
60.	Bobby Watson (G)	3	1950-52	1,001	96	10.4

FIELD GOALS

TEAM
RECORDS

FIELD GOALS MADE

Game: 60 vs. Georgia (2-27-1956)

Season: 1,238 (1996-97)

FIELD GOALS ATTEMPTED

Game: 125 vs. Ole Miss (2-8-1964)

Season: 3,465 (1947-48)

HIGHEST FIELD GOAL PERCENTAGE

First Half: .786 vs. Ole Miss (1-14-1981) [11-of-14]

Second Half: .875 at Alabama (2-9-1980) [14-of-16]

Game: .765 vs. Notre Dame (12-29-1981) [13-of-17]

Season: .556 (1982-83)

Career Leaders

Field Goals Made

Player	Seasons	G	FGA	FGM
1. Jack Givens	1975-78	123	1,683	843
2. Dan Issel	1968-70	83	1,591	825
3. Kevin Grevey	1973-75	84	1,490	771
4. Kenny Walker	1983-86	132	1,339	765
5. Tony Delk	1993-96	133	1,441	683
6. Jamal Mashburn	1990-93	98	1,307	675
7. Keith Bogans	2000-03	135	1,535	671
8. Alex Groza	1947-49	120	1,514	667
9. Tayshaun Prince	1999-02	135	1,419	648
10. Mike Casey	1968-69, 71	82	1,341	647

Field Goals Attempted

Player	Seasons	G	FGM	FGA
1. Jack Givens	1975-78	123	843	1,683
2. Ralph Beard	1946-49	139	606	1,597
3. Dan Issel	1968-70	83	825	1,591
4. Alex Groza	1947-49	120	667	1,514
5. Cotton Nash	1962-64	78	645	1,548
6. Keith Bogans	2000-03	135	671	1,535
7. Kevin Grevey	1973-75	84	771	1,490
8. Tony Delk	1993-96	133	683	1,441
9. Johnny Cox	1957-59	84	564	1,425
10. Tayshaun Prince	1999-02	135	648	1,419

Field Goal Percentage (min. 400 att.)

Player	Seasons	FGM	FGA	Pct
1. Marquis Estill	2001-03	365	607	.6013
2. Charles Hurt	1980-83	303	511	.5930
3. Melvin Turpin	1981-84	626	1,059	.5911
4. Patrick Patterson	2008-10	617	1,054	.5854
5. Rick Robey	1975-78	533	917	.5812
6. Randolph Morris	2005-07	417	722	.5776
7. Kenny Walker	1983-86	765	1,339	.5713
8. Andre Riddick	1992-95	265	465	.5699
9. Jim Andrews	1971-73	543	965	.5627
10. Nazr Mohammed	1996-98	335	606	.5528

Single-Season Leaders

Field Goals Made

Player	Season	G	FGA	FGM
1. Dan Issel	1969-70	28	667	369
2. Kevin Grevey	1974-75	31	592	303
3. Ron Mercer	1996-97	40	603	297
4. Dan Issel	1968-69	28	534	285
5. Jamal Mashburn	1991-92	36	492	279
6. Pat Riley	1965-66	29	514	265
7. Cliff Hagan	1951-52	32	633	264
8. Jodie Meeks	2008-09	36	568	263
9. Kenny Walker	1985-86	36	447	260
10. Jamal Mashburn	1992-93	34	526	259
Alex Groza	1948-49	34	612	259

By a Freshman —

Player	Season	G	FGA	FGM
1. Brandon Knight	2010-11	38	513	217
2. Anthony Davis	2011-12	40	337	210
3. Terrence Jones	2010-11	38	466	206
DeMarcus Cousins	2009-10	38	369	206
5. John Wall	2009-10	37	438	202

By a Sophomore —

Player	Season	G	FGA	FGM
1. Ron Mercer	1996-97	40	603	297
2. Jamal Mashburn	1991-92	36	492	279
3. Jack Givens	1975-76	30	494	243
4. Patrick Patterson	2008-09	34	398	240
5. Kevin Grevey	1972-73	28	441	236

By a Junior —

Player	Season	G	FGA	FGM
1. Dan Issel	1968-69	28	534	285
2. Pat Riley	1965-66	29	514	265
3. Cliff Hagan	1951-52	32	633	264
4. Jodie Meeks	2008-09	36	568	263
5. Jamal Mashburn	1992-93	34	526	259

By a Senior —

Player	Season	G	FGA	FGM
1. Dan Issel	1969-70	28	667	369
2. Kevin Grevey	1974-75	31	592	303
3. Kenny Walker	1985-86	36	447	260
4. Alex Groza	1948-49	34	612	259
5. Cotton Nash	1963-64	27	588	248

Field Goals Attempted

Player	Season	G	FGM	FGA
1. Dan Issel	1969-70	28	369	667
2. Cliff Hagan	1951-52	32	264	633
3. Bill Spivey	1950-51	33	252	632
4. Bill Spivey	1949-50	30	225	619
5. Alex Groza	1948-49	34	259	612
6. Ron Mercer	1996-97	40	297	603
7. Kevin Grevey	1974-75	31	303	592
8. Cotton Nash	1963-64	27	248	588
9. Jodie Meeks	2008-09	36	263	568
10. Ralph Beard	1947-48	38	194	536

By a Freshman —

Player	Season	G	FGM	FGA
1. Brandon Knight	2010-11	38	217	513
2. Terrence Jones	2010-11	38	206	466
3. James Young	2013-14	40	174	450
4. John Wall	2009-10	37	202	438
5. Aaron Harrison	2013-14	40	174	411

By a Sophomore —

Player	Season	G	FGM	FGA
1. Bill Spivey	1949-50	30	225	619
2. Ron Mercer	1996-97	40	297	603
3. Jack Givens	1975-76	30	243	494
4. Jamal Mashburn	1991-92	36	279	492
5. Antoine Walker	1995-96	36	228	492

By a Junior —

Player	Season	G	FGM	FGA
1. Cliff Hagan	1951-52	32	264	633
2. Bill Spivey	1950-51	33	252	632
3. Jodie Meeks	2008-09	36	263	568
4. Ralph Beard	1947-48	38	194	536
5. Dan Issel	1968-69	28	285	534

By a Senior —

Player	Season	G	FGM	FGA
1. Dan Issel	1969-70	28	369	667
2. Alex Groza	1948-49	34	259	612
3. Kevin Grevey	1974-75	31	303	592
4. Cotton Nash	1963-64	27	248	588
5. Bobby Watson	1951-52	32	184	517

2014 - 2015 KENTUCKY MEN'S BASKETBALL

Field Goal Percentage (min. 150 attempts)

Player	Season	FGM	FGA	Pct
1. Michael Bradley	1998-99	157	239	.657
2. Rick Robey	1977-78	167	263	.635
3. Charles Hurt	1982-83	102	162	.630
4. Marquis Estill	2001-02	111	178	.624
5. Anthony Davis	2011-12	210	337	.623
6. Melvin Turpin	1982-83	192	311	.617
7. Josh Harrellson	2010-11	127	208	.611
8. Randolph Morris	2005-06	110	181	.608
9. Patrick Patterson	2008-09	240	398	.603
10. Nazr Mohammed	1997-98	190	318	.597

By a Freshman —

62.3 Anthony Davis (210-337) 2012

By a Sophomore —

65.7 Michael Bradley (157-239) 1999

By a Junior —

62.4 Marquis Estill (111-178) 2002

By a Senior —

63.5 Rick Robey (167-363) 1978

Single-Game Leaders

Field Goals Made

Player, Opponent (Date)	FGM
1. Dan Issel at Ole Miss (2-7-1970)	23
2. Dan Issel at Alabama (2-23-1970)	19
Dan Issel at LSU (2-21-1970)	19
Bob Burrow vs. LSU (1-14-1956)	19

Player, Opponent (Date) FGM

5. Melvin Turpin vs. Georgia (3-8-1984)	18
Melvin Turpin at Tennessee (1-31-1984)	18
Jack Givens vs. Duke (3-27-1978)	18
Dan Issel at Vanderbilt (3-1-1969)	18
Louie Dampier at Vanderbilt (2-2-1966)	18
10. 10 players with	17

Field Goals Attempted

Player, Opponent (Date)	FGA
1. Bill Spivey vs. Georgia Tech (2-18-1950)	42
2. Bill Spivey vs. Xavier (2-13-1951)	41

Field Goal Percentage (min. 10 attempts)

Player, Opponent (Date)	FGM
1. Rodney Dent vs. Morehead St. (12-17-1993) [12-of-12]	1.000
Kenny Walker vs. Western Ky. (3-16-1986) [11-of-11]	1.000
3. Jack Givens at Mississippi State (1-31-1977) [11-of-12]	.917
Rick Robey vs. Miami, Ohio (12-10-1975) [11-of-12]	.917
5. Anthony Davis vs. Vanderbilt (2-25-2012) [10-11]	.909
Jared Prickett vs. UT-Martin (11-26-1994) [10-ff-11]	.909
Travis Ford vs. Wake Forest (3-25-1993) [10-of-11]	.909
LeRon Ellis vs. Austin Peay (12-27-1988) [10-of-11]	.909
Bob Guyette at LSU (1-5-1974) [10-of-11]	.909
10. Anthony Davis at South Carolina (2-4-2012) [9-10]	.900
Scott Padgett vs. Western Carolina (2-6-1997) [9-of-10]	.900
Jack Givens vs. Alabama (2-20-1978) [9-of-10]	.900
Mike Phillips vs. LSU (1-14-1978) [9-of-10]	.900
Larry Johnson at Florida (1-24-1976) [9-of-10]	.900
DeMarcus Cousins vs. Wake Forest (3-201-2010) [9-of-10]	.900

INDIVIDUAL RECORDS

FIELD GOALS MADE

Game: 23, Dan Issel at Ole Miss (2-7-1970)

Season: 369, Dan Issel (1969-1970)

Career: 843, Jack Givens (1975-1978)

FIELD GOALS ATTEMPTED

Game: 42, Bill Spivey (2-18-1950)

Season: 667, Dan Issel (1969-1970)

Career: 1,638, Jack Givens (1975-1978)

HIGHEST FIELD GOAL PERCENTAGE

Game (min. 10 made): 1.000, Rodney Dent vs. Morehead

State (12-17-1993) [12-of-12]; Kenny Walker vs. Western

Kentucky (3-16-1986) [11-of-11]

Season (min. 100 att.): .657, Michael Bradley (1998-99)

[157-of-239]

Career (min. 400 att.): .602, Marquis Estill (2001-03)

[365-of-606]

LONGEST FIELD GOAL MADE

Game: 63 feet, 7 inches, Cliff Barker vs. Vanderbilt (2-26-

1949 in Alumni Gym). (Other long shots on record include

53 ft. 9 in., Ralph Beard vs. Tennessee in 1947-48; 53 ft.

6 in., Linville Puckett vs. Mississippi State in 1953-54; 48

ft. 2 in., Red Hagan vs. Marquette in 1937-38; and 47 feet,

Vernon Hatton vs. Temple [12-7-1957] that tied the score at

the end of the first overtime. UK later won the game in 3

overtimes, 85-83).

YEAR-BY-YEAR FIELD GOAL PERCENTAGE

Year	Player	Class	FGM	FGA	Pct.	Year	Player	Class	FGM	FGA	Pct.
1946-47	James Line	Fr.	86	209	.411	1981-82	Melvin Turpin	So.	160	275	.582
1947-48	Alex Groza	Jr.	200	530	.377	1982-83	Charles Hurt	Sr.	102	162	.630
1948-49	Alex Groza	Sr.	259	612	.423	1983-84	Melvin Turpin	Sr.	224	378	.593
1949-50	James Line	Sr.	155	369	.420	1984-85	Kenny Walker	Jr.	246	440	.559
1950-51	Bill Spivey	Jr.	252	632	.399	1985-86	Kenny Walker	Sr.	260	447	.582
1951-52	Cliff Hagan	Jr.	264	633	.417	1986-87	Rob Lock	Jr.	91	161	.565
1953-54	Cliff Hagan	Sr.	234	514	.455	1987-88	Rob Lock	Sr.	123	219	.562
1954-55	Bob Burrow	Jr.	198	473	.419	1988-89	LeRon Ellis	So.	200	385	.519
1955-56	Vernon Hatton	So.	123	249	.494	1989-90	Reggie Hanson	Jr.	165	332	.497
1956-57	Vernon Hatton	Jr.	112	255	.439	1990-91	Deron Feldhaus	Jr.	106	203	.522
1957-58	Vernon Hatton	Sr.	192	458	.419	1991-92	Jamal Mashburn	So.	279	492	.567
1958-59	Bennie Coffman	Jr.	110	216	.509	1992-93	Travis Ford	Jr.	129	245	.527
1959-60	Billy Ray Lickert	Jr.	110	274	.401	1993-94	Andre Riddick	Jr.	117	207	.565
1960-61	Billy Ray Lickert	Sr.	166	395	.420	1994-95	Andre Riddick	Sr.	68	123	.553
1961-62	Larry Pursiful	Sr.	204	400	.510	1995-96	Walter McCarty	Sr.	152	280	.543
1962-63	Don Rolfes	So.	68	134	.507	1996-97	Jared Prickett	Sr.	116	211	.550
1963-64	Larry Conley	So.	114	231	.493	1997-98	Nazr Mohammed	Jr.	190	318	.597
1964-65	Louie Dampier	So.	171	334	.512	1998-99	Michael Bradley	So.	157	239	.657
1965-66	Louie Dampier	Jr.	249	482	.516	1999-00	Jamaal Magloire	Sr.	148	296	.500
1966-67	Cliff Berger	Jr.	98	176	.556	2000-01	Marquis Estill	So.	85	141	.603
1967-68	Mike Casey	So.	231	474	.489	2001-02	Marquis Estill	Jr.	111	178	.624
1968-69	Mike Pratt	Jr.	173	321	.539	2002-03	Marquis Estill	Sr.	169	288	.587
1969-70	Dan Issel	Sr.	369	667	.553	2003-04	Erik Daniels	Sr.	201	346	.581
1970-71	Kent Hollenbeck	Jr.	113	212	.533	2004-05	Randolph Morris	Fr.	105	199	.528
1971-72	Jim Andrews	Jr.	236	409	.577	2005-06	Randolph Morris	So.	110	181	.608
1972-73	Jim Andrews	Sr.	243	434	.560	2006-07	Randolph Morris	Jr.	202	341	.592
1973-74	Bob Guyette	Jr.	138	248	.557	2007-08	Pery Stevenson	So.	69	120	.575
1974-75	Rick Robey	Fr.	135	248	.544	2008-09	Patrick Patterson	So.	240	398	.603
1975-76	Mike Phillips	So.	199	367	.542	2009-10	Patrick Patterson	Jr.	215	374	.575
1976-77	Rick Robey	Jr.	158	276	.573	2010-11	Josh Harrellson	Sr.	127	208	.611
1977-78	Rick Robey	Sr.	167	263	.635	2011-12	Anthony Davis	Fr.	210	337	.623
1978-79	LaVon Williams	Jr.	119	219	.543	2012-13	Willie Cauley-Stein	Fr.	105	169	.621
1979-80	Sam Bowie	Fr.	165	311	.531	2013-14	Willie Cauley-Stein	So.	106	178	.596
1980-81	Dirk Minniefield	So.	118	213	.554						

FREE THROWS

TEAM RECORDS

FIELD GOALS MADE

Game: 60 vs. Georgia (2-27-1956)

Season: 1,238 (1996-97)

FIELD GOALS ATTEMPTED

Game: 125 vs. Ole Miss (2-8-1964)

Season: 3,465 (1947-48)

HIGHEST FIELD GOAL PERCENTAGE

First Half: .786 vs. Ole Miss (1-14-1981) [11-of-14]

Second Half: .875 at Alabama (2-9-1980) [14-of-16]

Game: .765 vs. Notre Dame (12-29-1981) [13-of-17]

Season: .556 (1982-83)

INDIVIDUAL RECORDS

FREE THROWS MADE

Game: 18, Dwight Anderson vs. Miss. State (1-15-1979)

Season: 218, Kenny Walker (1984-1985)

Career: 550, Kenny Walker (1983-1986)

FREE THROWS ATTEMPTED

Game: 24, Cliff Hagan vs. Temple (12-18-1954)

Season: 289, Julius Randle (2013-14)

Career: 733, Kenny Walker (1983-1986)

HIGHEST FREE THROW PERCENTAGE

Game (min. 10 att.): 1.000, (34 times), most by Louie Dampier vs. Oregon State (12-22-1966); last by Andrew Harrison vs. Tennessee (1-18-2014) [10-10]

Game (min. 15 att.): .944, Cliff Hagan vs. Ole Miss (1-2-1952) [17-of-18]

Season (min. 50 att.): .912, Kyle Macy (1979-80) [104-of-114]

Career (min. 200 att.): .890, Jodie Meeks (2007-09) [299-336]; Kyle Macy (1978-80) [331-of-372]

CAREER LEADERS

Free Throws Made

	Player	Seasons	G	FTA	FTM
1.	Kenny Walker	1983-86	132	733	550
2.	Dan Issel	1968-70	83	661	488
3.	Cotton Nash	1962-64	78	652	480
4.	Ed Davender	1985-88	129	553	438
5.	Alex Groza	1947-49	120	548	410
6.	Winston Bennett	1984-86, 88	133	516	368
7.	Rodrick Rhodes	1993-95	99	480	365
8.	Jack Givens	1975-78	132	441	352
9.	Frank Ramsey	1951-52, 54	91	518	346
10.	Jamal Mashburn	1991-93	98	495	345

Free Throws Attempted

	Player	Seasons	G	FTM	FTA
1.	Kenny Walker	1983-86	132	550	733
2.	Dan Issel	1968-70	83	488	661
3.	Cotton Nash	1962-64	78	480	652
4.	Alex Groza	1947-49	120	410	548
5.	Ed Davender	1985-88	129	438	553
6.	Frank Ramsey	1951-52, 54	91	346	518
7.	Winston Bennett	1984-86, 88	133	368	516
8.	Jamal Mashburn	1991-93	98	345	495
9.	Ralph Beard	1946-49	139	305	489
10.	Cliff Hagan	1951-52, 54	77	341	487

Free Throw Percentage (min. 200 att.)

	Player	Seasons	FTM	FTA	Pct
1.	Jodie Meeks	2007-09	299	336	.890
2.	Kyle Macy	1978-80	331	372	.890
3.	Travis Ford	1993-94	239	271	.882
4.	Jim Master	1981-84	259	305	.849
5.	Richie Farmer	1989-92	207	247	.838
6.	Louie Dampier	1965-67	297	356	.834
7.	Anthony Epps	1994-97	208	254	.819
8.	Darius Miller	2008-12	185	227	.815
9.	Larry Pursiful	1960-62	214	263	.814
10.	Doron Lamb	2010-12	202	249	.811

SINGLE-SEASON LEADERS

Free Throws Made

	Player	Season	G	FTA	FTM
1.	Kenny Walker	1984-85	31	284	218
2.	Jodie Meeks	2008-09	36	234	211
3.	Dan Issel	1969-70	28	275	210
4.	Julius Randle	2013-14	40	289	204
5.	Kenny Walker	1985-86	36	263	201
6.	Alex Groza	1948-49	34	248	180
7.	Dan Issel	1968-69	28	232	176
8.	John Wall	2009-10	37	232	175
9.	Rodrick Rhodes	1993-94	33	215	167
10.	Cotton Nash	1961-62	26	218	166

Free Throws Attempted

	Player	Season	G	FTM	FTA
1.	Julius Randle	2013-14	40	204	289
2.	Kenny Walker	1984-85	31	218	284
3.	Dan Issel	1969-70	28	210	275
4.	DeMarcus Cousins	2009-10	38	162	268
5.	Kenny Walker	1985-86	36	201	263
6.	Alex Groza	1948-49	34	180	248
7.	Cotton Nash	1962-63	25	162	236
8.	Cliff Hagan	1951-52	32	164	235
9.	Jodie Meeks	2008-09	36	211	234
10.	Dan Issel	1968-69	28	176	232
	John Wall	2009-10	37	175	232

2014 - 2015 KENTUCKY MEN'S BASKETBALL

Free Throw Percentage (min. 50 att.)

Player	Season	FTM	FTA	Pct
1. Kyle Macy	1980	104	114	.912
Travis Ford	1994	103	113	.912
3. Jodie Meeks	2009	211	234	.902
4. Jodie Meeks	2007	61	68	.897
5. Jim Master	1982	95	106	.896
6. Kyle Macy	1978	115	129	.892
7. Gimel Martinez	1992	68	77	.883
8. Kent Hollenbeck	1971	82	93	.882
Bennie Coffman	1960	67	76	.882
10. Travis Ford	1993	104	118	.881

Consecutive Free Throws Made

Player (Seasons)	FT
1. Travis Ford (1992-93 to 1993-94)	50
2. Jim Master (1981-82)	40
3. Jodie Meeks (2008-09)	36
4. Ed Davender (1987-88)	33
5. Kyle Macy (1978-79 to 1979-80)	32

SINGLE-GAME LEADERS

Free Throws Made

Player, Opponent (Date)	FTM
1. Dwight Anderson vs. Mississippi State (2-12-1979)	18
2. Cotton Nash at Vanderbilt (1-8-1962)	17
Roger Newman vs. Ohio State (3-18-1961)	17
Cliff Hagan vs. Temple (12-5-1953)	17
Cliff Hagan vs. Ole Miss (1-3-1952)	17
6. Rodrick Rhodes vs. Ole Miss (1-18-1995)	16
Jamal Mashburn vs. Eastern Kentucky (12-8-1992)	16
Kenny Walker vs. Alabama (3-8-1986)	16
Scotty Baesler at Vanderbilt (1-7-1963)	16
10. Eight players with	14

Free Throw Attempted

Player, Opponent (Date)	FTA
1. Cliff Hagan vs. Temple (12-5-1953)	24
2. Dwight Anderson vs. Mississippi State (2-12-1979)	23
3. Roger Newman vs. Ohio State (3-18-1961)	22
4. Alex Groza vs. Tulane (3-5-1949)	21
5. Heshimu Evans vs. Ole Miss (3-5-1999)	20
Rodrick Rhodes vs. Ole Miss (1-18-1995)	20
Kenny Walker vs. Kansas (12-31-1984)	20
Jim Andrews vs. Kentucky (1-10-1972)	20
Dan Issel vs. Notre Dame (12-27-1969)	20
Dan Issel vs. Navy (12-19-1969)	20

Free Throw Percentage (min. 12 attempts)

Player, Opponent (Date)	Pct
1. Jodie Meeks at Tennessee (1-13-2009) [14-of-14]	1.000
Ramel Bradley vs. Gardner-Webb (11-7-2007) [14-of-14]	1.000
Louie Dampier vs. Oregon St. (12-22-1966) [14-of-14]	1.000
Travis Ford vs. Ohio State (12-22-1993) [13-of-13]	1.000
Louie Dampier vs. Florida (1-30-1965) [13-of-13]	1.000
Jodie Meeks vs. West Virginia (11-29-2008) [12-of-12]	1.000
Kyle Macy vs. Vanderbilt (1-19-1980) [12-of-12]	1.000
Rick Robey vs. Vanderbilt (3-1-1975) [12-of-12]	1.000
Kevin Grevey at Georgia (2-19-1973) [12-of-12]	1.000
Dan Issel vs. Miami, Ohio (3-15-1969) [12-of-12]	1.000
Cotton Nash vs. Notre Dame (12-29-1962) [12-of-12]	1.000
Larry Pursiful vs. Kansas St. (12-23-1961) [12-of-12]	1.000
Johnny Cox vs. Maryland (12-15-1956) [12-of-12]	1.000
Phil Grawemeyer vs. Florida (2-3-1955) [12-of-12]	1.000

YEARLY LEADERS

Free Throw Percentage (min. 50 att.)

Year	Player	CL	FT	FTA	Pct
1945-46	Wilbur Schu	Sr.	58	82	.707
1946-47	Kenneth Rollins	Jr.	86	107	.803
1947-48	Kenneth Rollins	Jr.	67	92	.728
1948-49	Alex Groza	Sr.	180	248	.725
1949-50	Bill Spivey	So.	128	176	.727
1950-51	Shelby Linville	Jr.	53	70	.757
1951-52	Cliff Hagan	Jr.	164	235	.697
1953-54	Bill Evans	Jr.	49	63	.778
1954-55	Bill Evans	Sr.	81	109	.743
1955-56	Bob Burrow	Sr.	114	171	.667
	Vernon Hatton	So.	100	150	.667
1956-57	Johnny Cox	So.	138	180	.766
1957-58	Vernon Hatton	Sr.	112	144	.777
1958-59	Don Mills	Jr.	101	122	.827
1959-60	Bennie Coffman	Sr.	67	76	.882
1960-61	Larry Pursiful	Jr.	99	118	.838
1961-62	Larry Pursiful	Sr.	89	109	.816
1962-63	Scotty Baesler	Sr.	59	69	.855
1963-64	Terry Mobley	Jr.	43	56	.767
1964-65	Louie Dampier	So.	84	100	.840
1965-66	Tommy Kron	Sr.	57	67	.851
1966-67	Louie Dampier	Sr.	99	119	.831
1967-68	Mike Casey	So.	79	96	.823
1968-69	Dan Issel	Jr.	176	232	.759
1969-70	Dan Issel	Sr.	210	275	.764
1970-71	Kent Hollenbeck	Jr.	82	93	.882
1971-72	Ronnie Lyons	So.	70	80	.875
1972-73	Mike Flynn	So.	55	75	.733
1973-74	Kevin Grevey	Jr.	83	100	.830
1974-75	Rick Robey	Fr.	51	63	.810
1975-76	Jack Givens	So.	116	140	.829
1976-77	Jack Givens	Jr.	94	113	.832
1977-78	Kyle Macy	So.	115	129	.892
1978-79	Kyle Macy	Jr.	112	129	.868
1979-80	Kyle Macy	Sr.	104	114	.912
1980-81	Dirk Minniefield	So.	55	63	.873
1981-82	Jim Master	So.	95	106	.896
1982-83	Derrick Hord	Sr.	65	79	.823
1983-84	Jim Master	Sr.	60	74	.811
1984-85	Kenny Walker	Jr.	218	284	.768
1985-86	Ed Davender	So.	104	131	.794
1986-87	Ed Davender	Jr.	107	145	.738
1987-88	Ed Davender	Sr.	149	171	.871
1988-89	Reggie Hanson	So.	57	76	.750
1989-90	Richie Farmer	So.	50	59	.847
1990-91	Richie Farmer	Jr.	64	76	.842
1991-92	Gimel Martinez	So.	68	77	.883
1992-93	Travis Ford	Jr.	104	118	.881
1993-94	Travis Ford	Sr.	103	113	.912
1994-95	Anthony Epps	So.	58	80	.850
1995-96	Tony Delk	Sr.	88	110	.800
1996-97	Anthony Epps	Sr.	75	90	.833
1997-98	Scott Padgett	Jr.	87	102	.853
1998-99	Heshimu Evans	Sr.	94	128	.734
1999-00	Desmond Allison	So.	53	68	.779
2000-01	Tayshaun Prince	Jr.	97	115	.843
2001-02	Chuck Hayes	Fr.	48	65	.738
2002-03	Chuck Hayes	So.	82	104	.788
2003-04	Kelenna Azubuike	So.	58	76	.763
2004-05	Chuck Hayes	Sr.	81	111	.730
2005-06	Ramel Bradley	So.	46	59	.780
2006-07	Jodie Meeks	Fr.	61	68	.897
2007-08	Ramel Bradley	Sr.	142	171	.830
2008-09	Jodie Meeks	Jr.	211	234	.902
2009-10	John Wall	Fr.	175	232	.754
2010-11	Darius Miller	Jr.	58	68	.853
2011-12	Doron Lamb	So.	123	149	.826
2012-13	Julius Mays	Sr.	55	65	.846
2013-14	Aaron Harrison	Fr.	139	176	.790

3-POINT FIELD GOALS

TEAM RECORDS

FIELD GOALS MADE

Game: 60 vs. Georgia (2-27-1956)

Season: 1,238 (1996-97)

FIELD GOALS ATTEMPTED

Game: 125 vs. Ole Miss (2-8-1964)

Season: 3,465 (1947-48)

HIGHEST FIELD GOAL PERCENTAGE

First Half: .786 vs. Ole Miss (1-14-1981) [11-of-14]

Second Half: .875 at Alabama (2-9-1980) [14-of-16]

Game: .765 vs. Notre Dame (12-29-1981) [13-of-17]

Season: .556 (1982-83)

CAREER LEADERS

3-point Field Goals Made

Player	Years	Pct	3FGA	3FG
1. Tony Delk	1993-96	.398	712	283
2. Keith Bogans	2000-03	.342	743	254
3. Tayshaun Prince	1999-02	.329	621	204
4. Gerald Fitch	2001-04	.396	502	199
5. Derrick Miller	1986-90	.358	533	191
6. Travis Ford	1992-94	.445	427	190
7. Joe Crawford	2004-08	.350	532	186
8. Jodie Meeks	2007-09	.386	459	177
Ramel Bradley	2004-08	.355	499	177
10. Darius Miller	2008-12	.379	462	175

3-point Field Goals Attempted

Player	Years	Pct	3FG	3FGA
1. Keith Bogans	2000-03	.342	254	743
2. Tony Delk	1993-96	.398	283	712
3. Tayshaun Prince	1999-02	.329	204	621
4. Derrick Miller	1986-90	.358	191	533
5. Joe Crawford	2004-08	.350	186	532
6. Gerald Fitch	2001-04	.396	199	502
7. Ramel Bradley	2004-08	.355	177	499
8. Darius Miller	2008-12	.379	175	462
9. Jodie Meeks	2007-09	.386	177	459
10. John Pelphrey	1989-92	.370	160	433

3-point Field Goals Percentage (min. 150 att.)

Player	Years	3FG	3FGA	Pct
1. Doron Lamb	2010-12	144	303.4752	
2. Cameron Mills	1995-98	81	171.4737	
3. Walter McCarty	1994-96	75	187.4011	
4. Travis Ford	1992-94	190	427.4450	
5. Rex Chapman	1987-88	134	335.4000	
6. Derek Anderson	1994-96	61	153.3987	
7. Tony Delk	1993-96	283	712.3975	
8. Gerald Fitch	2001-04	199	502.3964	
Anthony Epps	1994-97	155	391.3964	
10. Jeff Sheppard	1994-98	128	330.3879	

SINGLE-SEASON LEADERS

3-point Field Goals Made

Player	Year	Pct	3FGA	3FG
1. Jodie Meeks	2008-09	.406	288	117
2. Travis Ford	1992-93	.529	191	101
3. Derrick Miller	1989-90	.332	298	99
4. Tony Delk	1993-94	.374	254	95
5. Tony Delk	1995-96	.443	210	93
6. Brandon Knight	2010-11	.377	231	87
7. Patrick Sparks	2004-05	.376	218	82
James Young	2013-14	.349	235	82
9. Keith Bogans	2002-03	.383	209	80
10. Gerald Fitch	2003-04	.401	197	79
11. Tony Delk	1994-95	.391	197	77
12. Doron Lamb	2011-12	.466	163	76

13. Keith Bogans	2000-01	.361	205	74
14. Jeff Sheppard	1997-98	.376	189	71
15. Ramel Bradley	2006-07	.367	188	69
Patrick Sparks	2005-06	.385	179	69
Anthony Epps	1996-97	.388	178	69
18. Doron Lamb	2010-11	.486	140	68
Rex Chapman	1986-87	.386	176	68
20. Jamal Mashburn	1992-93	.439	180	66
Rex Chapman	1987-88	.415	159	66

3-point Field Goals Attempted

Player	Year	Pct	3FG	3FGA
1. Derrick Miller	1989-90	.332	99	298
2. Jodie Meeks	2008-09	.406	117	288
3. Tony Delk	1993-94	.374	95	254
4. James Young	2013-14	.349	82	235
5. Brandon Knight	2010-11	.377	87	231
6. Patrick Sparks	2004-05	.376	82	218
7. Tony Delk	1995-96	.443	93	210
8. Keith Bogans	2002-03	.383	80	209
9. Keith Bogans	2000-01	.361	74	205
10. Gerald Fitch	2003-04	.401	79	197
11. Tony Delk	1994-95	.391	77	197
12. Travis Ford	1992-93	.529	101	191
Tayshaun Prince	2001-02	.340	65	191
14. Jeff Sheppard	1997-98	.376	71	189
15. Ramel Bradley	2006-07	.367	69	188
Dale Brown	1992-93	.340	64	188
17. Joe Crawford	2006-07	.350	63	180
Jamal Mashburn	1992-93	.439	66	180
19. Patrick Sparks	2005-06	.385	69	179
Tayshaun Prince	2000-01	.358	64	179

Highest 3-point Field Goal Percentage (min. 100 att.)

Player	Year	3FG	3FGA	Pct
1. Travis Ford	1992-93	101	191	.529
2. Doron Lamb	2010-11	68	140	.486
3. Doron Lamb	2011-12	76	163	.466
4. Darius Miller	2010-11	58	131	.443
Tony Delk	1995-96	93	210	.443
6. Jamal Mashburn	1991-92	58	132	.439
7. Rex Chapman	1987-88	66	159	.415
8. Jeff Brassow	1993-94	46	112	.411
9. Anthony Epps	1995-96	43	105	.410
10. Jodie Meeks	2008-09	117	288	.406

SINGLE-GAME HIGHS

3-point Field Goals Made

Player	Opp (Date)	3FGA	3FG
1. Jodie Meeks	at Tennessee (1-13-2009)	15	10
2. Tony Delk	TCU (1-20-1996)	12	9
Jodi Meeks	App. State (12-20-2008)	14	9
Eric Bledsoe	E. Tennessee St (3-18-2010)	11	9
4. Cameron Mills	Florida (2-1-1998)	14	8
Derrick Miller	Tennessee (1-20-1990)	13	8
Derrick Miller	N. Carolina (12-27-1989)	16	8
Derrick Miller	Kansas (12-9-1989)	19	8

3-POINT FIELD GOALS ATTEMPTED

Player	Opp (Date)	3FG	3FGA
1. Derrick Miller	Kansas (12-9-1989)	8	19
2. Derrick Miller	Tenn. Tech (12-6-1989)	7	18
3. Derrick Miller	LSU (2-15-1990)	7	16
Derrick Miller	N. Carolina (12-27-1989)	7	16
Derrick Miller	UL Lafayette (12-23-1989)	7	16
6. Jodie Meeks	at Tennessee (1-13-2009)	10	15
Jodie Meeks	Tennessee St. (12-22-2009)	8	15
Jamal Mashburn	S. Carolina (1-4-1992)	5	15
Derrick Miller	Vanderbilt (2-7-1990)	6	15
Derrick Miller	Ole Miss (1-27-1990)	4	15

Consecutive Games with 3-point Field Goal

Player	Streak
1. Tony Delk	34 (32 in 1993-94, 2 in 1994-95)
2. Travis Ford	32 (27 in 1992-93, 5 in 1993-94)
3. Keith Bogans	29 (3 in 2001-02, 27 in 2002-03)
4. Jodie Meeks	27 (1 in 2007-08, 26 in 2008-09)
5. Darius Miller	25 (25 in 2010-11)

YEARLY LEADERS

3-point Field Goals Made

Year	Player	CL	3FG	3FGA	Pct
1986-87	Derrick Miller	Fr.	35	81	.432
1987-88	Rex Chapman	So.	66	159	.415
1988-89	Derrick Miller	Jr.	54	139	.388
1989-90	John Pelphrey	So.	44	120	.367
1990-91	John Pelphrey	Jr.	62	164	.378
1991-92	Jamal Mashburn	So.	58	132	.439
1992-93	Travis Ford	Jr.	101	191	.529
1993-94	Jeff Brassow	Sr.	46	112	.411
1994-95	Tony Delk	Jr.	77	197	.391
1995-96	Tony Delk	Sr.	93	210	.443
1996-97	Cameron Mills	Jr.	42	79	.532
1997-98	Cameron Mills	Sr.	38	87	.437
1998-99	Scott Padgett	Sr.	61	160	.381
1999-00	Tayshaun Prince	So.	46	150	.307
2000-01	Keith Bogans	So.	74	205	.361
2001-02	Tayshaun Prince	Sr.	65	191	.340
2002-03	Gerald Fitch	Jr.	61	147	.415
2003-04	Gerald Fitch	Sr.	79	197	.401
2004-05	Patrick Sparks	Jr.	82	218	.376
2005-06	Patrick Sparks	Sr.	69	179	.385
2006-07	Ramel Bradley	Jr.	69	188	.367
2007-08	Ramel Bradley	Sr.	58	153	.379
2008-09	Jodie Meeks	Jr.	117	288	.406
2009-10	Darnell Dodson	So.	50	144	.347
2010-11	Brandon Knight	Fr.	87	231	.377
2011-12	Doron Lamb	So.	76	163	.466
2012-13	Julius Mays	Sr.	65	175	.371
2013-14	James Young	Fr.	82	235	.349

INDIVIDUAL RECORDS

FIELD GOALS MADE

Game: 23, Dan Issel at Ole Miss (2-7-1970)
 Season: 369, Dan Issel (1969-1970)
 Career: 843, Jack Givens (1975-1978)

FIELD GOALS ATTEMPTED

Game: 42, Bill Spivey (2-18-1950)
 Season: 667, Dan Issel (1969-1970)
 Career: 1,638, Jack Givens (1975-1978)

HIGHEST FIELD GOAL PERCENTAGE

Game (min. 10 made): 1.000, Rodney Dent vs. Morehead State (12-17-1993) [12-of-12]; Kenny Walker vs. Western Kentucky (3-16-1986) [11-of-11]
 Season (min. 100 att.): .657, Michael Bradley (1998-99) [157-of-239]
 Career (min. 400 att.): .602, Marquis Estill (2001-03) [365-of-606]

LONGEST FIELD GOAL MADE

Game: 63 feet, 7 inches, Cliff Barker vs. Vanderbilt (2-26-1949 in Alumni Gym). (Other long shots on record include 53 ft. 9 in., Ralph Beard vs. Tennessee in 1947-48; 53 ft. 6 in., Linville Puckett vs. Mississippi State in 1953-54; 48 ft. 2 in., Red Hagan vs. Marquette in 1937-38; and 47-foot, Vernon Hatton vs. Temple [12-7-1957] that tied the score at the end of the first overtime. UK later won the game in 3 overtimes, 85-83).

REBOUNDING

TEAM RECORDS

MOST REBOUNDS

Game: 108 vs. Ole Miss (2-8-1964)

Season: 2,109 (1950-51)

Highest Rebounding Average

Season: 64.6 (1955-56) [1,680 in 26 games]

Highest Rebounding Margin

Season: 21.5 (1955-56)

INDIVIDUAL RECORDS

MOST REBOUNDS

Game: 34, Bob Burrow vs. Temple (12-10-1955); Billy

Spivey vs. Xavier (2-13-1951)

Season: 567, Bill Spivey (1950-51)

Career: 1,078, Dan Issel (1968-70)

Highest Rebounding Average:

Season: 17.7, Bob Burrow (1954-55) [459 in 26 games]

Career: 16.1, Bob Burrow (1955-56) [823 in 51 games]

Career Leaders

Rebounds

Player	Seasons	G	Avg	Reb
1. Dan Issel	1968-70	83	13.0	1,078
2. Frank Ramsey	1951-52, 54	91	11.4	1,038
3. Cliff Hagan	1951-52, 54	77	13.4	1,035
4. Johnny Cox	1957-59	84	12.0	1,004
5. Cotton Nash	1962-64	78	12.3	962
6. Kenny Walker	1983-86	132	7.1	942
7. Chuck Hayes	2002-05	134	6.8	910
8. Sam Bowie	1980-81, 84	96	8.8	843
9. Rick Robey	1975-78	105	8.0	838
10. Bob Burrow	1955-56	51	16.1	823

Career Leaders

Rebounding Average (min. 60 games)

Player	Seasons	G	Reb	Avg
1. Cliff Hagan	1951-52, 54	77	1,035	13.4
2. Dan Issel	1968-70	83	1,078	13.0
3. Cotton Nash	1962-64	78	962	12.3
4. Johnny Cox	1957-59	84	1,004	12.0
5. Frank Ramsey	1951-52, 54	91	1,038	11.4
6. Ed Beck	1956-58	78	783	10.0
7. Phil Grawemeyer	1953-56	71	703	9.9
8. Jim Andrews	1971-73	80	783	9.8
9. Don Mills	1957-59	71	669	9.4
10. Bill Spivey	1949-51	63	567	9.0

SINGLE-SEASON LEADERS

Rebounds

Player	Season	G	Avg	Reb
1. Bill Spivey	1950-51	33	17.2	567
2. Cliff Hagan	1951-52	32	16.5	528
3. Bob Burrow	1954-55	26	17.7	459
4. Frank Ramsey	1950-51	34	12.8	434
5. Julius Randle	2013-14	40	10.4	417
6. Anthony Davis	2011-12	40	10.4	415
7. Frank Ramsey	1951-52	32	12.0	383
8. Dan Issel	1968-69	28	13.6	381
9. Ed Beck	1956-57	27	14.1	380
10. DeMarcus Cousins	2009-10	38	9.8	374

REBOUNDING AVERAGE

Player	Season	G	Reb	Avg
1. Bob Burrow	1954-55	26	459	17.7
2. Bill Spivey	1950-51	33	567	17.2
3. Cliff Hagan	1951-52	32	528	16.5
4. Bob Burrow	1955-56	25	364	14.6
5. Ed Beck	1956-57	27	380	14.1
6. Dan Issel	1968-69	28	381	13.6
7. Cliff Hagan	1953-54	25	338	13.5
8. Cotton Nash	1961-62	26	345	13.3
9. Dan Issel	1969-70	28	369	13.2
10. Don Mills	1959-60	25	323	12.9

YEARLY LEADERS

Rebounding

Year	Player	CL	G	Reb	Avg
1950-51	Bill Spivey	Jr.	33	567	17.2
1951-52	Cliff Hagan	Jr.	32	528	16.5
1953-54	Cliff Hagan	Sr.	25	338	13.5
1954-55	Bob Burrow	Jr.	26	459	17.7
1955-56	Bob Burrow	Sr.	25	364	14.6
1956-57	Ed Beck	Jr.	27	380	14.1
1957-58	Johnny Cox	Jr.	29	365	12.6
1958-59	Johnny Cox	Sr.	27	329	12.2
1959-60	Don Mills	Sr.	25	323	12.9
1960-61	Roger Newman	Sr.	28	265	9.5
1961-62	Cotton Nash	So.	26	345	13.2
1962-63	Cotton Nash	Jr.	25	300	12.0
1963-64	Cotton Nash	Sr.	27	317	11.7
1964-65	John Adams	Sr.	25	214	8.6
1965-66	Pat Riley	Jr.	29	259	8.9
1966-67	Thad Jaracz	Jr.	26	215	8.3
1967-68	Dan Issel	So.	27	328	12.1
1968-69	Dan Issel	Jr.	28	381	13.6
1969-70	Dan Issel	Sr.	28	369	13.2
1970-71	Tom Payne	So.	28	283	10.1
1971-72	Jim Andrews	Jr.	28	315	11.3
1972-73	Jim Andrews	Sr.	28	348	12.4
1973-74	Bob Guyette	Jr.	26	205	7.9
1974-75	Rick Robey	Fr.	31	214	6.9
1975-76	Mike Phillips	So.	30	295	9.8
1976-77	Rick Robey	Jr.	30	273	9.1
1977-78	Rick Robey	Sr.	32	261	8.2
1978-79	LaVon Williams	Jr.	31	213	6.9
1979-80	Sam Bowie	Fr.	34	276	8.1
1980-81	Sam Bowie	So.	28	254	9.1
1981-82	Melvin Turpin	So.	30	212	7.1
1982-83	Melvin Turpin	Jr.	31	195	6.3
1983-84	Sam Bowie	Sr.	34	313	9.2

SINGLE-GAME HIGHS

Rebounds

Player	Opp (Date)	Reb
1. Bob Burrow	Temple (12-10-1955)	34
Bill Spivey	Xavier (2-13-1951)	34
3. Cotton Nash	Ole Miss (2-8-1964)	30
Cotton Nash	Temple (12-18-1961)	30
5. Dan Issel	LSU (2-22-1969)	29
6. Mike Phillips	Tennessee (1-10-1976)	28
7. Dan Issel	Xavier (11-30-1968)	24
Dan Issel	Florida (12-4-1967)	24
Don Mills	S. California (12-5-1959)	24

Year	Player	CL	G	Reb	Avg
1984-85	Kenny Walker	Jr.	31	315	10.2
1985-86	Kenny Walker	Sr.	36	276	7.7
1986-87	Richard Madison	Jr.	29	216	7.4
1987-88	Winston Bennett	Sr.	33	258	7.8
1988-89	Chris Mills	Fr.	32	277	8.7
1989-90	Reggie Hanson	Jr.	28	200	7.1
1990-91	Reggie Hanson	Sr.	28	201	7.2
1991-92	Jamal Mashburn	So.	36	281	7.8
1992-93	Jamal Mashburn	Jr.	34	284	8.3
1993-94	Jared Prickett	So.	33	232	7.0
1994-95	Mark Pope	Jr.	33	271	6.3
1995-96	Antoine Walker	So.	36	302	8.4
1996-97	Jared Prickett	Sr.	38	225	5.9
1997-98	Nazr Mohammed	Jr.	39	282	7.2
1998-99	Scott Padgett	Sr.	37	217	5.9
1999-00	Jamaal Magloire	Sr.	33	300	9.1
2000-01	Tayshaun Prince	Jr.	34	221	6.5
2001-02	Tayshaun Prince	Sr.	32	202	6.3
2002-03	Chuck Hayes	So.	36	244	6.8
2003-04	Chuck Hayes	Jr.	32	260	8.1
2004-05	Chuck Hayes	Sr.	34	263	7.7
2005-06	Rajon Rondo	So.	34	209	6.1
2006-07	Randolph Morris	Jr.	34	264	7.8
2007-08	Patrick Patterson	Fr.	25	192	7.7
2008-09	Patrick Patterson	So.	34	316	9.3
2009-10	DeMarcus Cousins	Fr.	38	374	9.8
2010-11	Terrence Jones	Fr.	38	336	8.8
2011-12	Anthony Davis	Fr.	40	415	10.4
2012-13	Nerlens Noel	Fr.	24	227	9.5
2013-14	Julius Randle	Fr.	40	417	10.4

STEALS

TEAM RECORDS

MOST STEALS

Game: 23 vs. Tennessee-Martin (11-26-1994);
vs. Mississippi State (1-9-1991)
Season: 480 (1996-97)

INDIVIDUAL RECORDS

MOST STEALS

Game: 8, Rajon Rondo vs. Mississippi State (2-19-2005);
Wayne Turner vs. George Washington (11-24-1997)
Season: 87, Rajon Rondo (2004-05)
Career: 238, Wayne Turner (1996-99)
Most Steals Per Game
Season: 2.56, Rajon Rondo (2004-05) [87 in 34 games]
Career: 2.29, Rajon Rondo (2005-06) [156 in 68 games]

Career Leaders

Steals				
Player	Seasons	G	Avg	Stls
1. Wayne Turner	1996-99	151	1.6	238
2. Tony Delk	1993-96	133	1.5	201
3. Cliff Hawkins	2001-04	126	1.6	199
4. Ed Davender	1985-88	129	1.5	191
5. Jared Prickett	1993-97	143	1.3	187
6. Anthony Epps	1994-97	141	1.3	184
7. John Pelphrey	1989-92	114	1.5	173
8. Chuck Hayes	2002-05	134	1.3	170
9. Rodrick Rhodes	1993-95	99	1.6	163
10. Rajon Rondo	2005-06	68	2.3	156
Dirk Minniefield	1980-83	123	1.3	156

Steals Per Game (min. 75 steals)

Player	Seasons	G	Stls	Avg
1. Rajon Rondo	2005-06	68	156	2.294
2. Derek Anderson	1996-97	55	98	1.782
3. Rodrick Rhodes	1993-95	99	163	1.646
4. Sean Woods	1990-92	91	144	1.582
5. Cliff Hawkins	2001-04	126	199	1.579
6. Wayne Turner	1996-99	151	238	1.576
7. Jamal Mashburn	1991-93	98	153	1.561
8. John Pelphrey	1989-92	114	173	1.518
9. Reggie Hanson	1988-91	101	153	1.515
10. Tony Delk	1993-96	133	201	1.511

Single-Season Leaders

Steals				
Player	Season	G	Avg	Stls
1. Rajon Rondo	2004-05	34	2.6	87
2. Wayne Turner	1996-97	40	2.0	79
3. Rodrick Rhodes	1993-94	33	2.3	76
4. Cliff Hawkins	2003-04	32	2.3	74
5. Rajon Rondo	2005-06	34	2.0	69
Kyle Macy	1978-79	31	2.2	69
7. Anthony Epps	1996-97	40	1.7	68
8. Tony Delk	1995-96	36	1.9	67
9. Jared Prickett	1996-97	38	1.7	66
Ron Mercer	1996-97	40	1.7	66
John Wall	2009-10	38	1.8	66

Steals Per Game (min. 30 steals)

Steals				
Player	Season	G	Stls	Avg
1. Rajon Rondo	2004-05	34	87	2.559
2. Cliff Hawkins	2003-04	32	74	2.313
3. Rodrick Rhodes	1993-94	33	76	2.303
4. Kyle Macy	1978-79	31	69	2.226
5. Reggie Hanson	1989-90	28	61	2.179
John Pelphrey	1991-92	28	61	2.179
7. Nerlens Noel	2012-13	24	50	2.083
8. Rajon Rondo	2005-06	34	69	2.029
9. Wayne Turner	1996-97	40	79	1.975
10. Tony Delk	1993-94	34	64	1.882

Single-Game Highs

Steals		
Player	Opp (Date)	Stls
1. Rajon Rondo	Mississippi St. (2-19-2005)	8
Wayne Turner	George Wash. (11-24-1997)	8
3. Jared Prickett	Tennessee (3-12-1993)	7
Reggie Hanson	Ole Miss (2-16-1991)	7
John Pelphrey	LSU (2-15-1990)	7
Winston Bennett	Mississippi St. (1-16-1985)	7

Single-Season Leaders

Rebounding					
Year	Player	CL	G	Stls	Avg
1978-79	Kyle Macy	Jr.	31	69	2.2
1979-80	Kyle Macy	Sr.	35	58	1.7
1980-81	Dirk Minniefield	So.	28	35	1.3
1981-82	Dirk Minniefield	Jr.	30	42	1.4
1982-83	Dirk Minniefield	Sr.	31	45	1.5
1983-84	Kenny Walker	So.	34	31	0.9
1984-85	Ed Davender	Fr.	31	33	1.1
1985-86	Ed Davender	So.	36	59	1.6
1986-87	James Blackmon	Sr.	29	50	1.7
1987-88	Rex Chapman	So.	32	53	1.7
1988-89	Reggie Hanson	So.	29	47	1.6
1989-90	Reggie Hanson	Jr.	28	61	2.2
John Pelphrey	So.	28	61	2.2	
1990-91	Sean Woods	Jr.	27	50	1.9
1991-92	Jamal Mashburn	So.	36	61	1.7
John Pelphrey	Sr.	36	61	1.7	
1992-93	Travis Ford	Jr.	34	56	1.6
1993-94	Rodrick Rhodes	So.	33	76	2.3
1994-95	Tony Delk	Jr.	33	53	1.6
1995-96	Tony Delk	Sr.	36	67	1.9
1996-97	Wayne Turner	So.	40	79	2.0
1997-98	Wayne Turner	Jr.	39	62	1.6
1998-99	Wayne Turner	Sr.	37	57	1.5
1999-00	Keith Bogans	Fr.	33	47	1.4
2000-01	Saul Smith	Sr.	34	51	1.5
2001-02	Cliff Hawkins	So.	32	48	1.5
2002-03	Keith Bogans	Sr.	36	42	1.2
Chuck Hayes	So.	36	42	1.2	
Cliff Hawkins	Jr.	29	42	1.4	
2003-04	Cliff Hawkins	Sr.	32	74	2.3
2004-05	Rajon Rondo	Fr.	34	87	2.6
2005-06	Rajon Rondo	So.	34	69	2.0
2006-07	Ramel Bradley	Jr.	34	44	1.3
2007-08	Ramel Bradley	Sr.	31	48	1.5
2008-09	Jodie Meeks	Jr.	36	48	1.3
2009-10	John Wall	Fr.	38	66	1.8
2010-11	DeAndre Liggins	Jr.	38	46	1.2
2011-12	Anthony Davis	Fr.	40	54	1.4
2012-13	Nerlens Noel	Fr.	24	50	2.1
2013-14	Willie Cauley-Stein	So.	37	44	1.2

BLOCKS

TEAM RECORDS

MOST BLOCKS

Most Blocks

Game: 18 vs. St. John's (12-1-2011)

Season: 344 (2011-12)

INDIVIDUAL RECORDS

MOST REBOUNDS

Most Blocks

Game: 12, Nerlens Noel at Ole Miss (1-29-2013)

Season: 186, Anthony Davis (2011-12)

Career: 268, Jamaal Magloire (1997-2000)

MOST BLOCKS PER GAME

Season: 4.65, Anthony Davis (2011-12) [186 in 40 games]

Career: 4.65, Anthony Davis (2011-12) [186 in 40 games]

CAREER LEADERS

Blocks

Player	Seasons	G	Avg	Blks
1. Jamaal Magloire	1997-00	145	1.8	268
2. Melvin Turpin	1981-84	123	1.8	226
3. Sam Bowie	1980-81, 84	96	2.3	218
4. Andre Riddick	1992-95	126	1.7	212
5. Anthony Davis	2012	40	4.7	186
6. Willie Cauley-Stein	2013-Pres.	66	2.5	166
7. Perry Stevenson	2007-10	134	1.2	159
8. Jules Camara	1999-00, 02-03	136	1.1	155
9. Patrick Patterson	2008-10	97	1.6	152
10. Marquis Estill	2001-03	100	1.4	143

Blocks Per Game (min. 75 blocks)

Player	Seasons	G	Blks	Avg
1. Anthony Davis	2012	40	186	4.650
2. Nerlens Noel	2013	24	106	4.417
3. Willie Cauley-Stein	2013-Pres.	66	66	2.515
4. Sam Bowie	1980-81, 84	96	218	2.271
5. Jamaal Magloire	1997-00	145	268	1.848
6. Melvin Turpin	1981-84	123	226	1.837
7. Andre Riddick	1992-95	126	212	1.683
8. Patrick Patterson	2008-10	97	152	1.567
9. Nazr Mohammed	1996-98	94	135	1.436
10. Marquis Estill	2001-03	100	143	1.430

SINGLE-SEASON LEADERS

Blocks

Player	Season	G	Avg	Blks
1. Anthony Davis	2011-12	40	4.7	186
2. Nerlens Noel	2012-13	24	4.4	106
Willie Cauley-Stein	2013-14	37	2.9	106
4. Andre Riddick	1993-94	34	2.4	83
Melvin Turpin	1982-83	31	2.7	83
6. Sam Bowie	1980-81	28	2.9	80
7. Jamaal Magloire	1996-97	40	2.0	79
8. Nazr Mohammed	1997-98	39	1.9	75
9. Sam Bowie	1979-80	34	2.1	73
10. Terrence Jones	2010-11	38	1.9	72

Blocks Per Game (min. 30 blocks)

Player	Season	G	Blks	Avg
1. Anthony Davis	2011-12	40	186	4.650
2. Nerlens Noel	2012-13	24	106	4.417
3. Willie Cauley-Stein	2013-14	37	106	2.864
4. Sam Bowie	1980-81	28	80	2.857
5. Melvin Turpin	1982-83	31	83	2.677
6. Andre Riddick	1993-94	34	83	2.441
7. Melvin Turpin	1981-82	30	67	2.233
8. Sam Bowie	1979-80	34	73	2.147
9. Willie Cauley-Stein	2012-13	29	60	2.069
10. Patrick Patterson	2008-09	34	70	2.058
Randolph Morris	2006-07	34	70	2.058

SINGLE-GAME HIGHS

Blocks

Player	Opp (Date)	Blks
1. Nerlens Noel	Ole Miss (1-29-2013)	12
2. Willie Cauley-Stein	Providence (12-1-2013)	9
Willie Cauley-Stein	Boise State (12-10-2013)	9
Andre Riddick	LSU (3-14-1993)	9
Sam Bowie	Vanderbilt (2-21-1981)	9
6. Anthony Davis	Tennessee (1-31-2012)	8
Anthony Davis	St. John's (12-1-2011)	8
Nerlens Noel	Alabama (1-22-2013)	8
Patrick Patterson	Georgia (3-4-2009)	8
Andre Riddick	Morehead St. (12-17-1993)	8

SINGLE-SEASON LEADERS

Blocks

Year	Player	CL	G	Blks	Avg
1978-79	Freddie Cowan	So.	31	36	1.2
1979-80	Sam Bowie	Fr.	34	73	2.1
1980-81	Sam Bowie	So.	28	80	2.9
1981-82	Melvin Turpin	So.	30	67	2.2
1982-83	Melvin Turpin	Jr.	31	83	2.7
1983-84	Sam Bowie	Sr.	34	65	1.9
1984-85	Kenny Walker	Jr.	31	37	1.2
1985-86	Kenny Walker	Sr.	36	43	1.2
1986-87	Rob Lock	Jr.	29	31	1.1
1987-88	Rob Lock	Sr.	33	32	1.0
1988-89	LeRon Ellis	So.	32	35	1.1
1989-90	Reggie Hanson	Jr.	28	40	1.4
1990-91	Reggie Hanson	Sr.	28	53	1.9
1991-92	Andre Riddick	Fr.	28	33	1.2
1992-93	Andre Riddick	So.	31	52	1.7
1993-94	Andre Riddick	Jr.	34	83	2.4
1994-95	Andre Riddick	Sr.	33	44	1.3
1995-96	Walter McCarty	Sr.	36	51	1.4
1996-97	Jamaal Magloire	Fr.	40	79	2.0
1997-98	Nazr Mohammed	Jr.	39	75	1.9
1998-99	Jamaal Magloire	Jr.	34	66	1.9
1999-00	Jamaal Magloire	Sr.	33	57	1.7
2000-01	Tayshaun Prince	Jr.	34	37	1.1
2001-02	Marquis Estill	Jr.	32	43	1.3
Marquis Estill	Tayshaun Prince	Sr.	32	43	1.3
2002-03	Marquis Estill	Sr.	36	64	1.8
Tayshaun Prince	Sr.	32	43	1.3	
2003-04	Chuck Hayes	Jr.	32	45	1.4
2004-05	Shagari Alleyne	So.	29	44	1.5
2005-06	Randolph Morris	So.	21	24	1.1
2006-07	Randolph Morris	Jr.	34	70	2.1
2007-08	Perry Stevenson	So.	31	46	1.5
2008-09	Patrick Patterson	So.	34	70	2.1
2009-10	DeMarcus Cousins	Fr.	38	67	1.8
2010-11	Terrence Jones	Fr.	38	72	1.9
2011-12	Anthony Davis	Fr.	40	186	4.7
2012-13	Nerlens Noel	Fr.	24	106	4.4
2013-14	Willie Cauley-Stein	So.	37	106	2.9

ASSISTS

CAREER LEADERS

Assists				
Player	Seasons	G	Avg	Asst
1. Dirk Minniefield	1980-83	123	5.3	646
2. Anthony Epps	1994-97	141	3.9	544
3. Roger Harden	1983-86	122	4.1	498
4. Wayne Turner	1996-99	151	3.3	494
5. Sean Woods	1990-92	91	5.3	482
6. Kyle Macy	1978-80	98	4.8	470
7. Cliff Hawkins	2001-04	126	3.7	468
8. Ed Davender	1985-88	129	3.4	436
9. Travis Ford	1992-94	100	4.3	428
10. Saul Smith	1998-01	143	2.5	363
11. John Pelphrey	1989-92	114	2.9	327
12. Larry Johnson	1974-77	112	2.8	319
13. Ramel Bradley	2004-08	128	2.5	316
14. Keith Bogans	2000-03	135	2.3	314
15. Dickey Beal	1981-84	111	2.7	301

Assists Per Game (min. 60 games)

Player	Seasons	G	Asst	Avg.
1. Sean Woods	1990-92	91	482	5.30
2. Dirk Minniefield	1980-83	123	646	5.25
3. Kyle Macy	1978-80	98	470	4.80
4. Travis Ford	1992-94	100	428	4.28
5. Rajon Rondo	2005-06	68	285	4.19
6. Roger Harden	1983-86	122	498	4.08
7. Anthony Epps	1994-97	141	544	3.86
8. Cliff Hawkins	2001-04	126	468	3.71
9. Larry Conley	1964-66	81	293	3.62
10. Ed Davendar	1988-89	129	436	3.38

SINGLE-SEASON LEADERS

Assists				
Player	Season	G	Avg	Asst
1. John Wall	2009-10	37	6.50	241
2. Roger Harden	1985-86	36	6.4	232
3. Anthony Epps	1996-97	40	4.8	193
Travis Ford	1993-94	33	5.9	193
5. Marquis Teague	2011-12	40	4.8	191
6. Dirk Minniefield	1981-82	30	6.3	188
7. Dirk Minniefield	1982-83	31	5.8	181
8. Kyle Macy	1977-78	32	5.6	178
9. Anthony Epps	1995-96	36	4.9	175
10. Wayne Turner	1997-98	39	4.4	173
11. Rajon Rondo	2005-06	34	4.9	167
Sean Woods	1991-92	36	4.6	167
13. Cliff Hawkins	2003-04	32	5.2	166
Travis Ford	1992-93	34	4.9	166
15. Sean Woods	1989-90	28	5.9	164
16. Kyle Macy	1979-80	35	4.7	163
17. Andrew Harrison	2013-14	40	4.0	159
Brandon Knight	2010-11	38	4.2	159
19. Sean Woods	1990-91	27	5.6	151
Dirk Minniefield	1980-81	28	5.4	151

Assists Per Game

Player	Seasons	G	Asst	Avg
1. John Wall	2009-10	37	241	6.50
2. Roger Harden	1985-86	36	232	6.44
3. Dirk Minniefield	1981-82	30	188	6.27
4. Sean Woods	1989-90	28	164	5.86
5. Travis Ford	1993-94	33	193	5.85
6. Dirk Minniefield	1982-83	31	181	5.84
7. Sean Woods	1990-91	27	151	5.59
8. Kyle Macy	1977-78	32	178	5.56
9. Dirk Minniefield	1980-81	28	151	5.39
10. Cliff Hawkins	2003-04	32	166	5.19

SINGLE-GAME HIGHS

Assists		
Player	Opp (Date)	Asst
1. John Wall	Hartford (12-29-2009)	16
2. Travis Ford	Eastern Kentucky (12-8-1993)	15
3. John Wall	UNC Asheville (11-30-2009)	14
Dickey Beal	BYU (3-17-1984)	14
Dirk Minniefield	Villanova (12-4-1982)	14
6. Anthony Epps	LSU (3-4-1995)	13
Rodrick Rhodes	Morehead State (12-19-1992)	13
Dirk Minniefield	Auburn (2-3-1982)	13
Dirk Minniefield	Mississippi State (1-23-1980)	13
10. Rajon Rondo	Ole Miss (2-22-2006)	12
Allen Edwards	South Carolina (1-13-1998)	12
Anthony Epps	Marshall (12-19-1995)	12
Anthony Epps	South Carolina (2-1-1995)	12
Travis Ford	LSU (2-15-1994)	12
Sean Woods	Tennessee Tech (12-6-1989)	12
Roger Harden	Tennessee (2-28-1985)	12

SINGLE-SEASON LEADERS

Assists					
Year	Player	CL	G	Asst	Avg
1961-62	Scotty Baesler	Jr.	26	112	4.3
1962-63	Cotton Nash	Jr.	25	66	2.6
1963-64	Larry Conley	So.	27	112	4.2
1964-65	Larry Conley	Jr.	25	81	3.2
1965-66	Larry Conley	Sr.	29	100	3.4
1966-67	Pat Riley	Sr.	26	68	2.6
1967-68	Mike Pratt	So.	27	82	3.0
1968-69	Mike Casey	Jr.	28	129	4.6
1969-70	Mike Pratt	Sr.	28	99	3.5
1970-71	Larry Steele	Sr.	24	93	3.9
1971-72	Stan Key	Sr.	28	89	3.2
1972-73	Jimmy Dan Conner	So.	28	83	3.0
1973-74	Mike Flynn	Jr.	26	83	3.2
1974-75	Jimmy Dan Conner	Sr.	31	106	3.4
	Mike Flynn	Sr.	31	106	3.4
1975-76	Larry Johnson	Jr.	30	98	3.3
1976-77	Larry Johnson	Sr.	30	143	4.8
1977-78	Kyle Macy	So.	32	178	5.6
1978-79	Kyle Macy	Jr.	31	129	4.2
1979-80	Kyle Macy	Sr.	35	163	4.7
1980-81	Dirk Minniefield	So.	28	151	5.4
1981-82	Dirk Minniefield	Jr.	30	188	6.3
1982-83	Dirk Minniefield	Sr.	31	181	5.8
1983-84	Dickey Beal	Sr.	30	133	4.4
1984-85	Roger Harden	Jr.	30	142	4.7
1985-86	Roger Harden	Sr.	36	232	6.4
1986-87	Rex Chapman	Fr.	29	103	3.6
1987-88	Ed Davender	Sr.	33	131	4.0
1988-89	Sean Sutton	So.	31	146	4.7
1989-90	Sean Woods	So.	28	164	5.9
1990-91	Sean Woods	Jr.	27	151	5.6
1991-92	Sean Woods	Sr.	36	167	4.6
1992-93	Travis Ford	Jr.	34	166	4.9
1993-94	Travis Ford	Sr.	33	193	5.8
1994-95	Anthony Epps	So.	33	138	4.2
1995-96	Anthony Epps	Jr.	36	175	4.9
1996-97	Anthony Epps	Sr.	40	193	4.8
1997-98	Wayne Turner	Jr.	39	173	4.4
1998-99	Wayne Turner	Sr.	37	145	3.9
1999-00	Saul Smith	Jr.	33	115	3.5
2000-01	Saul Smith	Sr.	34	134	3.9
2001-02	Cliff Hawkins	So.	32	136	4.3
2002-03	Cliff Hawkins	Jr.	29	111	3.8
2003-04	Cliff Hawkins	Sr.	32	166	5.2

TEAM RECORDS

MOST STEALS

Game: 23 vs. Tennessee-Martin (11-26-1994);

vs. Mississippi State (1-9-1991)

Season: 480 (1996-97)

INDIVIDUAL RECORDS

MOST STEALS

Game: 8, Rajon Rondo vs. Mississippi State (2-19-2005);

Wayne Turner vs. George Washington (11-24-1997)

Season: 87, Rajon Rondo (2004-05)

Career: 238, Wayne Turner (1996-99)

Most Steals Per Game

Season: 2.56, Rajon Rondo (2004-05) [87 in 34 games]

Career: 2.29, Rajon Rondo (2005-06) [156 in 68 games]

Year	Player	CL	G	Asst	Avg
2004-05	Patrick Sparks	Jr.	34	122	3.6
2005-06	Rajon Rondo	So.	34	167	4.9
2006-07	Ramel Bradley	Jr.	34	129	3.8
2007-08	Ramel Bradley	Sr.	30	101	3.7
2008-09	DeAndre Liggins	Fr.	33	92	2.8
	Michael Porter	Jr.	36	92	2.6
2009-10	John Wall	Fr.	37	241	6.5
2010-11	Brandon Knight	Fr.	38	159	4.2
2011-12	Marquis Teague	Fr.	40	191	4.8
2012-13	Julius Mays	Sr.	33	63	2.9
2013-14	Andrew Harrison	Fr.	40	159	4.0

MISCELLANEOUS

TEAM RECORDS

MOST BLOCKS

Most Blocks

Game: 18 vs. St. John's (12-1-2011)

Season: 344 (2011-12)

INDIVIDUAL RECORDS

MOST REBOUNDS

Most Blocks

Game: 12, Mervens Noel at Ole Miss (1-29-2013)

Season: 186, Anthony Davis (2011-12)

Career: 268, Jamaal Magloire (1997-2000)

MOST BLOCKS PER GAME

Season: 4.65, Anthony Davis (2011-12) [186 in 40 games]

Career: 4.65, Anthony Davis (2011-12) [186 in 40 games]

INDIVIDUAL RECORDS

Most Games Played

Season: 40, Anthony Epps, Jamaal Magloire, Ron Mercer and Wayne Turner (1996-97); Anthony Davis, Michael-Kidd Gilchrist, Doron Lamb, Darius Miller, Marquis Teague, Kyle Wiltjer (2011-12); Aaron Harrison, Andrew Harrison, Alex Poythress, Julius Randle, James Young (2013-14)

Career: 152, Darius Miller (2008-12)

Career (SEC): 72, Kenny Walker (1983-86)

Most Games Started

Season: 40, Ron Mercer (1996-97); Anthony Davis, Marquis Teague (2011-12); Aaron Harrison, Julius Randle (2013-14)

Career: 136, Ralph Beard (1946-49)

Most Consecutive Games Started

Career: 110, Chuck Hayes (Feb. 19, 2002 to Mar. 27, 2005); Alex Groza (Nov. 28, 1946 to Mar. 26, 1949)

Career (SEC): 54, Dan Issel (1968-70); Mike Pratt (1968-70); Jack Givens (1975-78)

Most Wins

Career: 132, Wayne Turner (1996-99)

CAREER LEADERS

Double-Doubles

Player	Seasons	G	DD
1. Dan Issel	1968-70	83	64
2. Cotton Nash	1962-64	78	44
3. Jim Andrews	1971-73	80	43
4. Kenny Walker	1983-86	132	31
Tom Parker	1970-72	80	31
6. Patrick Patterson	2008-10	97	30
Rick Robey	1975-78	105	30
8. Mike Pratt	1968-70	81	29
9. Sam Bowie	1980-81, 84	96	27
10. Jamal Mashburn	1991-93	98	26

30-Point Games

Player	Seasons	G	30+
1. Dan Issel	1968-70	83	31
2. Cotton Nash	1962-64	78	21
3. Louie Dampier	1965-67	80	12
4. Kevin Grevey	1973-75	84	11
5. Kenny Walker	1983-86	132	9
6. Cliff Hagan	1951-54	77	8
7. Jodie Meeks	2007-09	81	7
Jamal Mashburn	1991-93	98	7
Jim Andrews	1971-73	80	7
Bob Burrow	1955-56	51	7
Alex Groza	1945-49	120	7

Games Played

Player	Seasons	G
1. Darius Miller	2008-12	152
2. Wayne Turner	1996-99	151
3. Jamaal Magloire	1997-00	145
4. Saul Smith	1998-01	143
Jared Prickett	1993-97	143
6. Anthony Epps	1994-97	141
7. Ralph Beard	1946-49	139
8. Jules Camara	1999-00, 02-03	136
9. Keith Bogans	2000-03	135
Tayshaun Prince	1999-02	135
Jim Line	1947-50	135

Games Started

Player	Seasons	GS
1. Ralph Beard	1946-49	136
2. Keith Bogans	2000-03	122
3. Chuck Hayes	2002-05	111
4. Alex Groza	1947-49	110
5. Ed Davender	1985-88	109
Tayshaun Prince	1999-02	109
7. Gerald Fitch	2000-03	107
Dirk Minniefield	1980-83	107
9. Tony Delk	1993-96	103
Kenny Walker	1983-86	103

SINGLE-SEASON LEADERS

Double-Doubles

Player	Season	G	DD
1. Dan Issel	1969-70	28	26
2. Julius Randle	2013-14	40	24
3. Dan Issel	1968-69	28	22
4. Jim Andrews	1972-73	28	21
5. Anthony Davis	2011-12	40	20
DeMarcus Cousins	2009-10	38	20
7. Jim Andrews	1971-72	28	19
8. Cotton Nash	1961-62	26	18
9. Dan Issel	1967-68	27	16
10. Patrick Patterson	2008-09	34	15
Jamaal Magloire	2009-00	33	15
Tom Parker	1971-72	27	15

30-Point Games

Player	Season	G	30+
1. Dan Issel	1969-70	28	19
2. Dan Issel	1968-69	28	10
3. Cotton Nash	1963-64	27	9
Cotton Nash	1961-62	26	9
5. Jodie Meeks	2008-09	36	7
6. Louie Dampier	1966-67	26	6
Bob Burrow	1955-56	25	6
Alex Groza	1948-49	34	6
9. Kenny Walker	1984-85	31	5
Kevin Grevey	1974-75	31	5
Jim Andrews	1971-72	28	5
Cliff Hagan	1951-52	32	5

SINGLE-GAME HIGHS

Triple-Doubles

Player	Opp (Date)	P	R	A
1. Chris Mills	Austin Peay (12-27-88)	19	10	10

UK IN EACH STATE

State	Record	Pct.
Alabama	78-47	.624
Alaska	8-1	.889
Arizona	1-0	1.000
Arkansas	6-7	.462
California	5-4	.556
Colorado	0-1	.000
Connecticut	2-0	1.000
Delaware	0-0	.000
D.C.	0-1	.000
Florida	41-26	.612
Georgia	111-50	.689
Hawaii	12-5	.706
Idaho	0-0	.000
Illinois	22-13	.629
Indiana	25-32	.439
Iowa	5-2	.714
Kansas	9-4	.692
Kentucky	1,316-235-1	.848
Louisiana	68-31	.687
Maine	0-0	.000
Maryland	3-6	.333
Massachusetts	3-2	.600
Mexico	2-0	1.000
Michigan	5-7	.417
Minnesota	4-4	.500
Mississippi	64-22	.744
Missouri	13-6	.684
Montana	0-0	.000
Nebraska	3-3	.500
Nevada	3-0	1.000
New Hampshire	0-0	.000
New Jersey	6-3	.667
New Mexico	0-0	.000
New York	42-17	.712
North Carolina	13-12	.520
North Dakota	0-0	.000
Ohio	56-21	.727
Oklahoma	0-0	.000
Oregon	1-0	1.000
Pennsylvania	11-7	.611
Puerto Rico	2-1	.667
Rhode Island	0-0	.000
South Carolina	21-8	.724
South Dakota	0-0	.000
Tennessee	155-81	.657
Texas	8-6	.571
Utah	4-0	1.000
Vermont	0-0	.000
Virginia	3-4	.429
Washington	1-1	.500
West Virginia	2-1	.667
Wisconsin	2-1	.667
Wyoming	0-0	.000
Total	2,040-670-1	.762

STREAKS & OVERTIME

ALL-TIME WINNING STREAKS

Overall

No.	Began	Ended
32	Dec. 5, 1953 vs. Temple, 86-59	Jan. 8, 1955 vs. Georgia Tech, 58-59
27	Dec. 2, 1995 vs. Indiana, (N) 89-82	Mar. 10, 1996 vs. Mississippi St., (N) 73-84
26	Jan. 28, 1946 vs. Georgia Tech, 54-26	Dec. 30, 1946 vs. Oklahoma St., (N) 31-37
26	Dec. 30, 2002 vs. Tenn. St., 115-87	Mar. 29, 2003 vs. Marquette, (N) 69-83
25	Feb. 27, 1965 vs. Tennessee, 61-60	Mar. 5, 1966 at Tennessee, 62-69
24	Feb. 6, 1933 vs. Mexico, 81-22	Feb. 24, 1934 vs. Florida, (N) 32-38
24	Dec. 17, 2011 vs. Chattanooga, 87-62	March 11, 2012 vs. Vanderbilt, (N) 64-71
23	Jan. 2, 1952 vs. Ole Miss, 116-58	Mar. 22, 1952 vs. St. John's, (N) 57-64
21	Jan. 11, 1949 vs. Bowling Green, (N) 63-61	Mar. 31, 1949 vs. Loyola, Chi., (N) 56-67
21	Dec. 30, 1950 vs. Syracuse, (N) 69-59	Mar. 3, 1951 vs. Vanderbilt, (N) 57-61
19	Nov. 13, 2009 vs. Morehead State, 75-59	Jan. 26, 2010 at South Carolina, 62-68
18	Feb. 5, 1948 at Alabama, 41-31	Mar. 31, 1948 vs. Phillips Oilers, (N) 49-53
16	Mar. 1, 1958 at Tennessee, 77-66	Jan. 6, 1959 at Vanderbilt, 66-75
16	Dec. 11, 1961 vs. St. Louis, 86-77	Feb. 12, 1962 vs. Mississippi State, 44-49
16	Mar. 15, 1969 vs. Miami, Ohio, (N) 72-71	Jan. 31, 1970 at Vanderbilt, 81-87
16	Feb. 21, 1976 vs. Florida, 96-89	Dec. 18, 1976 vs. Utah, 68-70
16	Feb. 13, 1978 at Ole Miss, 64-52	Dec. 16, 1978 at Indiana, 67-68

Single Season

No.	Began	Ended
27	Dec. 2, 1995 vs. Indiana, (N) 89-82	Mar. 10, 1996 vs. Mississippi St., (N) 73-84
26	Dec. 30, 2002 vs. Tennessee State, 115-87	Mar. 29, 2003 vs. Marquette, (N) 69-83
*25	Dec. 5, 1953 vs. Temple, 86-59	Mar. 1, 1954 at Alabama, 68-43
24	Dec. 17, 2011 vs. Chattanooga, 87-62	March 11, 2012 vs. Vanderbilt, (N) 64-71
23	Jan. 2, 1952 vs. Ole Miss, (N) 116-58	Mar. 22, 1952 vs. St. John's, (N) 57-64
23	Dec. 1, 1965 vs. Hardin-Simmons, 83-55	Mar. 5, 1966 at Tenn., 62-69
21	Jan. 11, 1949 vs. Bowling Green, (N) 63-61	Mar. 14, 1949 vs. Loyola, Chi., (N) 56-67
21	Dec. 30, 1950 vs. Syracuse, (N) 69-59	Mar. 3, 1951 vs. Vanderbilt, (N) 57-61

Homecourt

No.	Began	Ended
**129	Jan. 4, 1943 vs. Ft. Knox, 64-30	Jan. 8, 1955 vs. Georgia Tech, 58-59
55	Mar. 17, 2009 vs. UNLV, 70-60	Dec. 1, 2012 vs. Baylor, 55-64
39	Jan. 10, 1933 vs. South Carolina, 44-36	Feb. 22, 1936 vs. Creighton, 29-31
33	Jan. 29, 1992 vs. Ole Miss, 96-78	Feb. 9, 1994 vs. Arkansas, 82-90

OVERTIME

Date	Opponent	W/L	Score	OT	Date	Opponent	W/L	Score	OT	Date	Opponent	W/L	Score	OT
2-12-1907	at Central	L	23-25	OT	2-11-1974	at Auburn	L	97-99	OT	1-22-2000	at Vanderbilt	W	81-73	OT
1-8-1910	at Kentucky Wesleyan	W	14-12	OT	12-15-1975	Indiana (Louisville)	L	68-77	OT	3-16-2000	St. Bonaventure (NCAA)	W	85-80	2OT
2-21-1918	CENTRE	W	22-20	3OT	1-10-1976	TENNESSEE	L	88-90	OT	11-10-2000	UCLA (New York)	L	92-97	OT
3-6-1920	at Centre	L	18-20	OT	1-26-1976	at Auburn	L	84-91	OT	12-18-2001	Duke (East Rutherford)	L	91-94	OT
2-13-1922	at Virginia	L	30-32	OT	3-8-1976	MISSISSIPPI STATE	W	94-93	OT	1-5-2002	at Mississippi State	L	69-74	OT
12-21-1928	MIAMI, OHIO	W	43-42	3OT	1-3-1977	Georgia	W	64-59	OT	2-6-2002	at Tennessee	L	74-76	OT
2-1-1929	at Mississippi State	W	25-23	OT	1-12-1977	TENNESSEE	L	67-71	OT	1-20-2004	at Tennessee	W	69-68	OT
1-31-1930	at Tennessee	L	24-29	OT	2-11-1978	at LSU	L	94-95	OT	3-12-2005	LSU (SEC)	W	79-78	OT
2-1-1930	WASHINGTON & LEE	W	28-26	OT	12-9-1978	KANSAS	W	67-66	OT	3-27-2005	Michigan State (NCAA)	L	88-94	2OT
2-22-1930	at Georgia	W	22-21	OT	12-16-1978	at Indiana	L	67-68	OT	1-24-2007	at Georgia	L	68-78	OT
1-31-1931	at Tennessee	W	36-32	OT	1-25-1979	at Auburn	W	86-83	OT	3-9-2007	Mississippi State (SEC)	L	82-84	OT
12-15-1936	at Xavier	W	34-28	OT	3-3-1979	Tennessee (Birmingham)	L	69-75	OT	1-12-2008	VANDERBILT	W	79-73	3OT
2-18-1939	at Tennessee	W	36-34	2OT	3-7-1979	CLEMSON	L	67-68	OT	1-19-2008	at Florida	L	70-81	OT
1-6-1940	at Xavier	W	42-41	OT	11-17-1979	Duke (Springfield, Mass.)	L	76-82	OT	3-15-2008	Georgia (SEC)	L	56-60	OT
3-1-1940	at Tennessee	W	30-29	OT	2-24-1980	at LSU	W	76-74	OT	11-25-2009	Stanford (Cancun)	W	73-65	OT
12-23-1944	OHIO STATE	W	53-48	OT	1-31-1981	at Georgia	W	71-68	2OT	2-16-2010	Mississippi State	W	81-75	OT
1-1-1945	at Long Island	W	62-52	OT	12-12-1981	at Kansas	W	77-74	OT	3-14-2010	Mississippi State (SEC)	W	75-74	OT
1-27-1945	Notre Dame (Louisville)	L	58-59	OT	12-29-1981	Notre Dame (Louisville)	W	34-28	OT	2-23-2011	at Arkansas	L	76-77	OT
12-29-1949	Villanova (New Orleans)	W	57-56	OT	2-3-1982	at Auburn	L	81-83	OT	2-2-2013	at Texas A&M	W	72-68	OT
12-29-1950	St. Louis (New Orleans)	L	42-43	OT	1-10-1983	at Mississippi State	W	59-53	OT	2-23-2013	MISSOURI	W	90-83	OT
12-7-1957	TEMPLE	W	85-83	3OT	1-22-1983	at Vanderbilt	W	82-77	OT	1-14-2014	at Arkansas	L	85-87	OT
2-22-1958	Alabama (Montgomery)	W	45-43	OT	3-28-1983	Louisville (NCAA)	L	68-80	OT	2-22-2014	LSU	W	77-76	OT
12-15-1958	MARYLAND	W	58-56	OT	2-2-1985	at Auburn	W	49-47	OT	2-27-2014	ARKANSAS	L	67-71	OT
12-14-1959	at Kansas	W	77-72	OT	2-11-1987	TENNESSEE	W	91-84	OT					
12-22-1960	SAINT LOUIS	L	72-74	OT	12-5-1987	Indiana (Indianapolis)	W	82-76	OT					
1-5-1963	GEORGIA TECH	L	85-86	2OT	12-23-1989	UL LAFAYETTE	L	113-116	OT					
1-19-1963	TENNESSEE	L	69-78	OT	3-28-1992	Duke (NCAA)	L	103-104	OT					
1-10-1966	at Georgia	W	69-65	2OT	4-3-1993	Michigan (NCAA)	L	78-81	OT					
12-5-1966	ILLINOIS	L	97-98	OT	1-8-1994	at Georgia	L	90-94	OT					
1-5-1967	VANDERBILT	L	89-91	OT	3-12-1995	Arkansas (SEC)	W	95-93	OT					
1-23-1967	TENNESSEE	L	50-52	2OT	11-15-1996	Clemson (Indianapolis)	L	71-79	OT					
2-11-1967	MISSISSIPPI STATE	L	72-77	OT	2-4-1997	at South Carolina	L	79-84	OT					
1-27-1969	at Alabama	W	83-70	OT	3-31-1997	Arizona (NCAA)	L	79-84	OT					
12-12-1970	at Indiana	W	95-93	OT	1-17-1998	ARKANSAS	W	80-77	OT					
12-11-1971	Indiana (Louisville)	L	89-90	2OT	3-28-1998	Stanford (NCAA)	W	86-85	OT					
2-5-1972	at Vanderbilt	W	85-80	OT	12-8-1998	Indiana (Louisville)	W	70-61	OT					
2-12-1973	MISSISSIPPI STATE	W	100-87	OT	1-26-1999	at Georgia	W	91-83	OT					
3-15-1973	Austin Peay (NCAA)	W	106-100	OT	3-14-1999	Kansas (NCAA)	W	92-88	OT					

Home: 14-12; Away: 26-17; Neutral: 14-16;
SECT: 3-2; NCAAT: 4-5

54-05

30	Dec. 1, 1980 vs. E. Tennessee St, 62-57	Mar. 6, 1982 vs. Alabama, 46-48
28	Dec. 21, 1957 vs. Minnesota, 78-58	Dec. 19, 1959 vs. West Virginia, 70-79
28	Dec. 20, 1968 vs. Michigan, 112-104	Dec. 19, 1970 vs. Purdue, 83-89
27	Jan. 11, 1930 vs. Creighton, 25-21	Feb. 20, 1932 vs. Vanderbilt, 31-32
27	Feb. 18, 1995 vs. Florida, 87-77	Mar. 2, 1997 vs. South Carolina, 66-72
26	Jan. 22, 1977 vs. LSU, 87-72	Dec. 22, 1978 vs. Texas A&M, 69-73
24	Feb. 28, 1985 vs. Tennessee, 92-67	Jan. 7, 1987 vs. Alabama, 55-69

Biggest Wins

	Margin	Score	Opponent	Site	Date
1.	+77	143-66	Georgia	Louisville, Ky.	Feb. 27, 1956
2.	+74	124-50	Tennessee-Martin	Lexington, Ky.	Nov. 26, 1994
3.	+72	90-18	Western Ontario	Lexington, Ky.	Dec. 28, 1949
	+72	96-24	Wabash	Lexington, Ky.	Dec. 28, 1946
5.	+69	98-29	Vanderbilt	Louisville, Ky.	Feb. 27, 1947
	+69	75-6	Arkansas State	Lexington, Ky.	Jan. 8, 1945
	+69	81-12	Oglethorpe	Lexington, Ky.	Dec. 13, 1934
8.	+66	84-18	Auburn	Louisville, Ky.	Feb. 28, 1947
9.	+65	83-18	Texas A&M	Lexington, Ky.	Dec. 14, 1946
10.	+64	96-32	Morehead State	Lexington, Ky.	Dec. 16, 1995
11.	+62	106-44	Vanderbilt	Lexington, Ky.	Mar. 5, 2003
12.	+61	101-40	Tennessee	Lexington, Ky.	Mar. 12, 1993

Biggest Losses

	Margin	Score	Opponent	Site	Date
1.	-70	17-87	Central	Danville, Ky.	Jan. 28, 1910
2.	-55	95-150	Kansas	Lawrence, Kan.	Dec. 9, 1989
3.	-47	10-57	Wabash	Crawfordsville, Ind.	Jan. 6, 1925
4.	-42	9-51	Central	Danville, Ky.	Mar. 11, 1910
5.	-41	52-93	Vanderbilt	Nashville, Tenn.	Feb. 12, 2008
	-41	11-52	Rose Polytechnic	Terre Haute, Ind.	Feb. 10, 1910
7.	-39	50-89	CC of New York	New York, N.Y.	Mar. 14, 1950
8.	-38	10-48	Cincinnati	Lexington, Ky.	Dec. 18, 1926
9.	-37	17-54	Christ Church, Cin.	Cincinnati, Ohio	Feb. 15, 1906
10.	-35	41-76	LSU	Lexington, Ky.	Jan. 18, 1987


* UK registered 25 wins during its undefeated season of 1953-54. The team declined a bid to the NCAA Tournament. ** NCAA record ^ Win streak began at Memorial Coliseum due to scheduling conflict at Rupp Arena.

1,000-POINT SCORERS



1 - Dan Issel - 2,138 Points

Year	G	FGM	FGA	Pct.	FTM	FTA	Pct.	TP	Avg.
1967-68	27	171	390	43.8	102	154	66.2	444	16.4
1968-69	28	285	534	53.4	176	232	75.9	746	26.6
1969-70	28	369	667	55.3	210	275	76.4	948	33.9
Totals	83	825	1591	51.9	488	661	73.8	2138	25.8




2 - Kenny Walker - 2,080 Points

Year	G	FGM	FGA	Pct.	FTM	FTA	Pct.	TP	Avg.
1982-83	31	88	144	61.1	51	77	66.2	227	7.3
1983-84	34	171	308	55.5	80	109	73.4	422	12.4
1984-85	31	246	440	55.9	218	284	76.8	710	22.9
1985-86	36	260	447	58.2	201	263	76.4	721	20.0
Totals	132	765	1339	57.1	550	733	75.0	2080	15.8




3 - Jack Givens - 2,038 Points

Year	G	FGM	FGA	Pct.	FTM	FTA	Pct.	TP	Avg.
1974-75	31	126	255	49.4	40	54	74.1	292	9.4
1975-76	30	243	494	49.2	116	140	82.9	602	20.1
1976-77	30	236	459	51.4	94	113	83.2	566	18.9
1977-78	32	238	430	55.4	102	134	76.2	578	18.1
Totals	123	843	1638	51.5	352	441	79.8	2038	16.6



4 - Keith Bogans - 1,923 Points

Year	G	FGM	FGA	Pct.	3FG	3FGA	Pct.	FTM	FTA	Pct.	TP	Avg.
1999-00	33	138	339	40.7	48	164	29.3	87	135	64.4	411	12.5
2000-01	34	210	444	47.3	74	205	36.1	83	119	69.7	577	17.0
2001-02	32	129	327	39.4	52	165	31.5	61	91	67.0	371	11.6
2002-03	36	194	425	45.6	80	209	38.3	96	130	73.8	564	15.7
Totals	135	671	1535	43.7	254	743	34.2	327	475	68.8	1923	14.2



5 - Tony Delk - 1,890 Points

Year	G	FGM	FGA	Pct.	3FG	3FGA	Pct.	FTM	FTA	Pct.	TP	Avg.
1992-93	30	47	104	45.2	18	51	35.3	24	33	72.7	136	4.6
1993-94	34	200	440	45.5	95	254	37.4	69	108	63.9	564	16.6
1994-95	33	207	433	47.8	77	197	39.1	60	89	67.4	551	16.7
1995-96	36	229	464	49.4	93	210	44.3	88	110	80.0	639	17.8
Totals	133	683	1441	47.4	283	712	39.7	241	340	70.9	1890	14.2



6 - Jamal Mashburn - 1,843 Points


Year	G	FGM	FGA	Pct.	3FG	3FGA	Pct.	FTM	FTA	Pct.	TP	Avg.
1990-91	28	137	289	47.4	24	82	29.3	64	88	72.7	362	12.9
1991-92	36	279	492	56.7	58	132	43.9	151	213	70.9	767	21.3
1992-93	34	259	526	49.2	66	180	36.7	130	194	67.0	714	21.0
Totals	98	675	1307	51.6	148	394	37.6	345	495	69.7	1843	18.8



7 - Kevin Grevey - 1,801 Points


Year	G	FGM	FGA	Pct.	FTM	FTA	Pct.	TP	Avg.
1972-73	28	236	441	53.5	52	76	68.4	524	18.7
1973-74	25	232	457	50.8	83	100	83.0	547	21.9
1974-75	31	303	592	51.2	124	157	79.0	730	23.6
Totals	84	771	1490	51.7	259	333	77.8	1801	21.4

2014 - 2015 KENTUCKY MEN'S BASKETBALL



8 - Tayshaun Prince - 1,775 Points

Year	G	FGM	FGA	Pct.	3FG	3FGA	Pct.	FTM	FTA	Pct.	TP	Avg.
1998-99	37	82	198	41.4	29	101	28.7	21	32	65.6	214	5.8
1999-00	32	153	362	42.3	46	150	30.7	74	105	70.5	426	13.3
2000-01	34	207	418	49.5	64	179	35.8	97	115	84.3	575	16.9
2001-02	32	206	441	46.7	65	191	34.0	83	118	70.3	560	17.5
Totals	135	648	1419	45.7	204	621	32.9	275	370	74.3	1775	13.1



9 - Cotton Nash - 1,770 Points

Year	G	FGM	FGA	Pct.	FTM	FTA	Pct.	TP	Avg.
1961-62	26	221	489	45.2	166	218	76.1	608	23.4
1962-63	25	176	471	37.3	162	236	68.6	514	20.6
1963-64	27	248	588	42.1	152	198	76.7	648	24.0
Totals	78	645	1548	41.7	480	652	73.6	1770	22.7



10 - Alex Groza - 1,744 Points

Year	G	FGM	FGA	Pct.	FTM	FTA	Pct.	TP	Avg.
1944-45	10	62			41	57	71.9	165	16.5
1946-47	37	146	372	38.2	101	160	63.1	393	10.6
1947-48	39	200	530	37.7	88	140	62.9	488	12.5
1948-49	34	259	612	42.3	180	248	72.6	698	20.5
Totals	120	667			410	605	67.8	1744	14.5




11 - Ed Davender - 1,637 Points

Year	G	FGM	FGA	Pct.	3FG	3FGA	Pct.	FTM	FTA	Pct.	TP	Avg.
1984-85	31	93	226	41.2	-	-	-	78	106	73.6	264	8.5
1985-86	36	155	354	43.8	-	-	-	104	131	79.4	414	11.5
1986-87	29	160	357	44.8	15	59	25.4	107	145	73.8	442	15.2
1987-88	33	173	371	46.6	22	72	30.6	149	171	87.1	517	19.0
Totals	129	581	1308	44.4	37	131	26.0	438	553	79.2	1637	12.7



12 - Louie Dampier - 1,575 Points

Year	G	FGM	FGA	Pct.	FTM	FTA	Pct.	TP	Avg.
1964-65	25	171	334	51.2	84	100	84.0	426	17.0
1965-66	29	249	482	51.6	114	137	83.2	612	21.1
1966-67	26	219	443	49.4	99	119	83.1	537	20.6
Totals	80	639	1259	50.8	297	356	83.4	1575	19.7



13 - Patrick Patterson - 1,564 Points

Year	G	FGM	FGA	Pct.	3FG	3FGA	Pct.	FTM	FTA	Pct.	TP	Avg.
2007-08	25	162	282	.574	0	3	.000	87	119	.731	411	16.4
2008-09	34	240	398	.603	0	1	.000	129	168	.768	609	17.9
2009-10	38	215	374	.575	24	69	.348	90	130	.692	544	14.3
Totals	97	617	1054	.585	24	73	.329	306	417	.734	1564	16.1



14 - Mike Casey - 1,535 Points

Year	G	FGM	FGA	Pct.	FTM	FTA	Pct.	TP	Avg.
1967-68	27	231	474	48.9	79	96	82.3	541	20.0
1968-69	28	228	494	46.2	78	103	75.7	534	19.1
1970-71	27	188	373	50.4	84	108	77.8	460	17.0
Totals	82	647	1341	48.2	241	307	78.5	1535	18.7



15 - Ralph Beard - 1,517 Points

Year	G	FGM	FGA	Pct.	FTM	FTA	Pct.	TP	Avg.
1945-46	30	111			57	110	51.8	279	9.3
1946-47	37	157	469	33.5	78	115	76.8	392	10.6
1947-48	38	194	536	36.2	88	149	59.1	476	12.5
1948-49	34	144	481	29.9	82	115	71.3	370	10.9
Totals	139	606			305	289	62.4	1517	10.9



16 - Melvin Turpin - 1,509 Points

Year	G	FGM	FGA	Pct.	FTM	FTA	Pct.	TP	Avg.
1980-81	28	50	95	52.6	31	44	70.5	131	4.7
1981-82	30	160	275	58.2	72	106	67.9	392	13.1
1982-83	31	192	311	61.7	84	125	67.2	468	15.1
1983-84	34	224	378	59.3	70	94	74.5	518	15.2
Totals	123	626	1059	59.1	257	369	69.6	1509	12.3

2014 - 2015 KENTUCKY MEN'S BASKETBALL



17 - Cliff Hagan - 1,475 Points

Year	G	FGM	FGA	Pct.	FTM	FTA	Pct.	TP	Avg.
1950-51	20	69	188	36.7	45	61	73.8	183	9.2
1951-52	32	264	633	41.7	164	235	69.8	692	21.6
1953-54	25	234	514	45.5	132	191	69.1	600	24.0
Totals	77	567	1335	42.5	341	487	70.0	1475	19.2



18 - Pat Riley - 1,464 Points

Year	G	FGM	FGA	Pct.	FTM	FTA	Pct.	TP	Avg.
1964-65	25	160	370	43.2	55	89	61.8	375	15.0
1965-66	29	265	514	51.5	107	153	69.9	637	21.9
1966-67	26	165	373	44.2	122	156	78.2	452	17.4
Totals	80	590	1257	46.9	284	398	71.4	1464	18.3



19 - Johnny Cox - 1,461 Points

Year	G	FGM	FGA	Pct.	FTM	FTA	Pct.	TP	Avg.
1956-57	28	203	490	41.4	138	180	76.7	544	19.4
1957-58	29	173	471	36.7	86	115	74.8	432	14.9
1958-59	27	188	464	40.5	109	146	74.6	485	17.9
Totals	84	564	1425	40.0	333	441	75.5	1461	17.4



20 - Joe Crawford - 1,438 Points

Year	G	FGM	FGA	Pct.	3FG	3FGA	Pct.	FTM	FTA	Pct.	TP	Avg.
2004-05	31	35	97	36.1	13	49	26.5	15	26	57.7	98	3.2
2005-06	32	111	270	41.1	47	130	36.2	56	78	71.8	325	10.2
2006-07	34	178	401	44.4	63	180	35.0	58	91	63.7	477	14.0
2007-08	30	188	401	46.9	63	173	36.4	99	130	76.2	538	17.9
Totals	127	512	1169	43.8	186	532	35.0	228	325	70.2	1,438	11.3



21 - Kyle Macy - 1,411 Points

Year	G	FGM	FGA	Pct.	FTM	FTA	Pct.	TP	Avg.
1977-78	32	143	267	53.6	115	129	89.2	401	12.5
1978-79	31	179	355	50.4	112	129	86.8	470	15.2
1979-80	35	218	415	52.5	104	114	91.2	540	15.4
Totals	98	540	1037	52.1	331	372	89.0	1411	14.4



22 - Winston Bennett - 1,399 Points

Year	G	FGM	FGA	Pct.	3FG	3FGA	Pct.	FTM	FTA	Pct.	TP	Avg.
1983-84	34	67	156	42.9	-	-	-	88	126	69.8	222	6.5
1984-85	30	82	191	42.9	-	-	-	52	77	67.5	216	7.2
1985-86	36	171	338	50.6	-	-	-	115	158	72.8	457	12.7
1987-88	33	195	380	51.3	1	2	50.0	113	155	72.9	504	15.3
Totals	133	515	1065	48.4	1	2	50.0	368	516	71.3	1399	10.5



23 - Rick Robey - 1,395 Points

Year	G	FGM	FGA	Pct.	FTM	FTA	Pct.	TP	Avg.
1974-75	31	135	248	54.4	51	63	81.0	321	10.4
1975-76	12	73	130	56.2	41	56	73.2	187	15.6
1976-77	30	158	276	57.3	111	161	68.9	427	14.2
1977-78	32	167	263	63.5	126	175	72.0	460	14.4
Totals	105	533	917	58.1	329	455	72.3	1395	13.3



24 - Gerald Fitch - 1,391 Points

Year	G	FGM	FGA	Pct.	FTM	FTA	Pct.	TP	Avg.
2000-01	34	76	167	45.5	49	71	69.0	230	6.8
2001-02	28	85	187	45.5	48	69	69.6	248	8.9
2002-03	36	152	322	47.2	78	102	76.5	443	12.3
2003-04	29	148	343	43.1	95	125	76.0	470	16.2
Totals	127	461	1019	45.2	270	367	73.6	1391	11.0



25 - Mike Phillips - 1,367 Points

Year	G	FGM	FGA	Pct.	FTM	FTA	Pct.	TP	Avg.
1974-75	31	108	212	50.9	26	47	55.3	242	7.8
1975-76	30	199	367	54.2	69	117	59.0	467	15.6
1976-77	28	144	261	55.2	54	88	61.4	342	12.2
1977-78	31	125	210	59.5	66	87	75.9	316	10.2
Totals	120	576	1050	54.9	215	339	63.4	1367	11.4

2014 - 2015 KENTUCKY MEN'S BASKETBALL



26 - Mike Pratt - 1,359 Points

Year	G	FGM	FGA	Pct.	FTM	FTA	Pct.	TP	Avg.
1967-68	27	152	334	45.5	76	111	68.5	380	14.1
1968-69	26	173	321	53.9	93	132	70.5	439	16.9
1969-70	28	219	470	46.6	102	145	70.3	540	19.3
Totals	81	544	1125	48.4	271	388	69.8	1359	16.8



27 - Frank Ramsey - 1,344 Points

Year	G	FGM	FGA	Pct.	FTM	FTA	Pct.	TP	Avg.
1950-51	34	135	413	32.7	75	123	60.9	345	10.1
1951-52	32	185	470	39.3	139	214	64.9	509	15.9
1953-54	25	179	430	41.6	132	181	72.9	490	19.6
Totals	91	499	1313	38.0	346	518	66.8	1344	14.8



28 - Ramel Bradley - 1,326 Points

Year	G	FGM	FGA	Pct.	3FG	3FGA	Pct.	FTM	FTA	Pct.	TP	Avg.
2004-05	34	51	134	38.1	22	65	33.8	31	44	70.5	155	4.6
2005-06	30	81	201	40.3	28	93	30.1	46	59	78.0	236	7.9
2006-07	34	141	336	42.0	69	188	36.7	106	130	81.5	457	13.4
2007-08	30	139	330	42.1	58	153	37.9	142	171	83.0	478	15.9
Totals	128	412	1001	41.2	177	499	35.5	325	404	80.4	1326	10.4



29 - Jim Andrews - 1,320 Points

Year	G	FGM	FGA	Pct.	FTM	FTA	Pct.	TP	Avg.
1970-71	24	64	122	52.5	28	45	62.2	156	6.5
1971-72	28	236	409	57.7	130	186	69.9	602	21.5
1972-73	28	243	434	56.0	76	110	69.1	562	20.1
Totals	80	543	965	56.3	234	341	68.6	1320	16.5



30 - Sam Bowie - 1,285 Points

Year	G	FGM	FGA	Pct.	FTM	FTA	Pct.	TP	Avg.
1979-80	34	165	311	53.1	110	144	76.4	440	12.9
1980-81	28	185	356	52.0	118	164	72.0	488	17.4
1983-84	34	133	258	51.6	91	126	72.2	357	10.5
Totals	96	483	925	52.2	319	434	73.5	1285	13.4



31 - Jim Master - 1,283 Points

Year	G	FGM	FGA	Pct.	FTM	FTA	Pct.	TP	Avg.
1980-81	27	64	142	45.1	48	56	85.7	176	6.5
1981-82	30	153	315	48.1	95	106	89.6	401	13.4
1982-83	31	166	313	53.0	56	69	81.2	388	12.5
1983-84	33	129	284	45.4	60	74	81.1	318	9.6
Totals	121	512	1054	48.6	259	305	84.9	1283	10.6



32 - John Pelphrey - 1,257 Points

Year	G	FGM	FGA	Pct.	3FG	3FGA	Pct.	FTM	FTA	Pct.	TP	Avg.
1988-89	22	14	24	40.0	2	5	40.0	8	13	61.5	38	1.7
1989-90	28	112	259	43.2	44	120	36.7	97	129	75.2	365	13.0
1990-91	28	131	303	43.2	62	164	37.8	80	102	78.4	404	14.4
1991-92	36	145	296	49.0	52	144	36.1	108	139	77.7	450	12.5
Totals	114	402	882	45.6	160	433	37.0	293	383	76.5	1257	11.0



33 - Scott Padgett - 1,252 Points


Year	G	FGM	FGA	Pct.	3FG	3FGA	Pct.	FTM	FTA	Pct.	TP	Avg.
1994-95	14	7	27	25.9	4	13	30.8	10	12	83.3	28	2.0
1996-97	32	100	244	41.0	47	138	34.1	61	80	76.3	308	9.6
1997-98	39	161	338	47.6	40	107	37.4	87	102	85.3	449	11.5
1998-99	37	156	335	46.6	61	160	38.1	94	138	68.1	467	12.6
Totals	122	424	944	44.9	152	418	36.4	252	332	75.9	1252	10.3



34 - Darius Miller - 1,248 Points

Year	G	FGM	FGA	Pct.	3FG	3FGA	Pct.	FTM	FTA	Pct.	TP	Avg.
2008-09	36	66	161	41.0	18	54	33.3	41	51	80.4	191	5.3
2009-10	38	86	215	40.0	43	128	33.6	31	39	79.5	246	6.5
2010-11	38	149	312	47.8	58	131	44.3	58	68	85.3	414	10.9
2011-12	40	143	302	47.4	56	149	37.9	55	69	79.7	397	9.9
Totals	152	444	990	44.8	175	462	37.9	185	227	81.5	1248	8.2

2014 - 2015 KENTUCKY MEN'S BASKETBALL



35 - Jodie Meeks - 1,246 Points

Year	G	FGM	FGA	Pct.	3FG	3FGA	Pct.	FTM	FTA	Pct.	TP	Avg.
2006-07	34	95	227	.419	44	121	.364	61	68	.897	295	8.7
2007-08	11	27	88	.307	16	50	.320	27	34	.794	97	8.8
2008-09	36	263	568	.463	117	288	.406	211	234	.902	854	23.7
Totals	81	385	883	.436	177	459	.386	299	336	.890	1246	15.4



36 - Tom Parker - 1,238 Points

Year	G	FGM	FGA	Pct.	FTM	FTA	Pct.	TP	Avg.
1969-70	25	117	232	50.4	26	35	74.3	260	10.4
1970-71	28	209	413	50.6	74	91	81.3	492	17.6
1971-72	27	203	429	47.3	80	101	79.2	486	18.0
Totals	80	529	1074	49.3	180	227	79.3	1238	15.5



37 - Deron Feldhaus - 1,231 Points

Year	G	FGM	FGA	Pct.	3FG	3FGA	Pct.	FTM	FTA	Pct.	TP	Avg.
1988-89	32	48	100	48.0	2	6	33.3	20	31	64.5	118	3.7
1989-90	28	135	273	49.5	32	88	36.4	101	134	75.4	403	14.4
1990-91	28	106	203	52.2	29	74	39.2	60	88	69.3	301	10.8
1991-92	36	138	290	47.6	48	128	37.5	85	107	79.4	409	11.4
Totals	124	427	866	49.3	111	296	37.5	267	360	74.2	1231	9.6




38 - Derrick Hord - 1,220 Points

Year	G	FGM	FGA	Pct.	FTM	FTA	Pct.	TP	Avg.
1979-80	35	78	166	47.0	49	64	76.6	205	5.9
1980-81	28	97	239	40.6	54	72	75.0	248	8.9
1981-82	30	194	394	49.2	102	131	77.9	490	16.3
1982-83	31	106	211	50.2	65	79	82.3	277	8.9
Totals	124	475	1010	47.0	270	346	78.0	1220	9.8



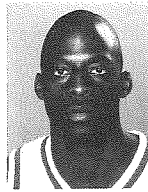
39 - Bill Spivey - 1,213 Points

Year	G	FGM	FGA	Pct.	FTM	FTA	Pct.	TP	Avg.
1949-50	30	255	619	36.3	128	176	72.7	578	19.3
1950-51	33	252	632	39.9	131	211	62.0	635	19.2
Totals	63	477	1251	38.1	259	387	66.9	1213	19.3




40 - Chuck Hayes - 1,211 Points

Year	G	FGM	FGA	Pct.	3FG	3FGA	Pct.	FTM	FTA	Pct.	TP	Avg.
2001-02	32	67	145	.462	6	22	.273	48	65	.738	188	5.9
2002-03	36	110	225	.489	8	33	.242	82	104	.788	310	8.6
2003-04	32	131	246	.533	3	12	.250	77	113	.681	342	10.7
2004-05	34	144	283	.509	2	11	.182	81	111	.730	371	10.9
Totals	134	452	899	.503	19	78	.244	288	393	.733	1211	9.0



41 - Rodrick Rhodes - 1,209 Points

Year	G	FGM	FGA	Pct.	3FG	3FGA	Pct.	FTM	FTA	Pct.	TP	Avg.
1992-93	33	101	224	45.1	27	70	38.6	70	101	69.3	299	9.1
1993-94	33	142	326	43.6	32	117	27.4	167	215	77.7	483	14.6
1994-95	33	130	333	39.0	39	110	35.5	128	164	78.0	427	12.9
Totals	99	373	883	42.2	98	297	32.9	365	480	76.0	1209	12.2



42 - Wayne Turner - 1,170 Points


Year	G	FGM	FGA	Pct.	3FG	3FGA	Pct.	FTM	FTA	Pct.	TP	Avg.
1995-96	35	65	122	53.3	1	4	25.0	25	40	62.5	156	4.5
1996-97	40	112	240	46.7	4	15	26.7	36	68	52.9	264	6.6
1997-98	39	137	285	48.1	21	57	36.8	67	108	62.0	362	9.3
1998-99	37	141	285	49.5	12	43	27.9	94	137	68.6	388	10.5
Totals	151	455	932	48.8	38	119	31.9	222	353	62.9	1170	7.7



43 - Reggie Hanson - 1,167 Points

Year	G	FGM	FGA	Pct.	3FG	3FGA	Pct.	FTM	FTA	Pct.	TP	Avg.
1987-88	16	6	17	35.3	0	0	0.0	9	10	90.0	21	1.3
1988-89	29	114	222	51.4	0	0	0.0	57	76	75.0	285	9.8
1989-90	28	165	332	49.7	35	96	36.5	94	127	74.0	459	16.4
1990-91	28	142	274	51.8	15	47	31.9	103	145	71.0	402	14.4
Totals	101	427	845	50.5	50	143	34.9	263	357	73.7	1167	11.6

2014 - 2015 KENTUCKY MEN'S BASKETBALL



44 - Derrick Miller - 1,156 Points

Year	G	FGM	FGA	Pct.	3FG	3FGA	Pct.	FTM	FTA	Pct.	TP	Avg.
1986-87	29	55	141	39.0	35	81	43.2	6	14	42.9	151	5.2
1987-88	16	8	38	21.1	3	24	12.5	2	3	66.7	21	1.3
1988-89	32	170	373	45.6	54	139	38.8	52	71	73.2	446	13.9
1989-90	28	198	502	39.4	99	289	34.3	43	57	75.4	538	19.2
Totals	105	431	1054	40.9	191	533	35.8	103	145	71.0	1156	11.0




45 - Vernon Hatton - 1,153 Points

Year	G	FGM	FGA	Pct.	FTM	FTA	Pct.	TP	Avg.
1955-56	26	123	249	49.4	100	150	66.7	346	13.3
1956-57	21	112	255	43.9	87	119	73.1	311	14.8
1957-58	29	192	458	41.9	112	144	77.8	496	17.1
Totals	76	427	962	44.4	299	413	72.4	1153	15.2




46 - Wallace Jones - 1,151 Points

Year	G	FGM	FGA	Pct.	FTM	FTA	Pct.	TP	Avg.
1945-46	30	105			80	126	63.5	290	9.7
1946-47	29	87	302	28.8	43	78	55.1	217	7.5
1947-48	36	133	427	31.3	69	103	67.0	335	9.3
1948-49	32	130	440	29.5	49	75	65.3	309	9.7
Totals	127	455			241	382	63.1	1151	9.1



47 - Randolph Morris - 1,123 Points

Year	G	FGM	FGA	Pct.	OReb	DReb	Reb.	Avg.	Bk	TP	Avg.
2004-05	34	105	199	.528	52	90	142	4.2	31	298	8.8
2005-06	21	110	181	.608	37	88	125	6.0	24	279	13.3
2006-07	34	202	341	.592	67	197	264	7.8	70	546	16.1
Totals	89	417	721	.578	156	375	531	6.0	125	1123	12.6



48 - Jeff Sheppard - 1,091 Points

Year	G	FGM	FGA	Pct.	3FG	3FGA	Pct.	FTM	FTA	Pct.	TP	Avg.
1993-94	29	40	72	55.6	7	19	36.8	20	31	64.5	107	3.7
1994-95	33	99	225	44.0	28	78	35.9	49	65	75.4	275	8.3
1995-96	34	65	125	52.0	22	44	50.0	36	58	62.1	188	5.5
1997-98	38	186	419	44.4	71	189	37.6	78	111	70.3	521	13.7
Totals	134	390	841	46.4	128	330	38.8	183	265	69.1	1091	8.1



49 - Billy Ray Lickert - 1,076 Points

Year	G	FGM	FGA	Pct.	FTM	FTA	Pct.	TP	Avg.
1958-59	25	126	291	43.2	86	117	73.5	338	12.5
1959-60	20	110	274	40.1	68	95	71.6	288	14.4
1960-61	28	166	395	42.0	118	152	77.6	450	16.0
Totals	73	402	960	41.9	272	364	74.7	1076	14.7




50 - Rex Chapman - 1,073 Points

Year	G	FGM	FGA	Pct.	3FG	3FGA	Pct.	FTM	FTA	Pct.	TP	Avg.
1986-87	29	173	390	44.4	68	176	38.6	50	68	73.5	464	16.0
1987-88	32	231	461	50.1	66	159	41.5	81	102	79.4	609	19.0
Totals	61	404	851	47.5	134	335	40.0	131	170	77.1	1073	17.6



51 - Dirk Minniefield - 1,069 Points

Year	G	FGM	FGA	Pct.	FTM	FTA	Pct.	TP	Avg.
1979-80	34	68	142	47.9	35	49	71.4	171	5.0
1980-81	28	118	213	55.4	55	63	87.3	291	10.4
1981-82	30	128	251	51.0	84	111	75.7	340	11.3
1982-83	31	108	199	54.3	51	68	75.0	267	8.6
Totals	123	422	805	52.4	225	291	77.3	1069	8.7



52 - Terrence Jones - 1,064 Points

Year	G	FGM	FGA	Pct.	3FG	3FGA	Pct.	FTM	FTA	Pct.	TP	Avg.
2010-11	38	206	466	44.2	26	79	32.9	157	243	64.6	595	15.7
2011-12	38	177	354	50.0	16	49	32.7	99	158	62.7	469	12.3
Totals	76	383	820	46.7	42	128	32.8	256	401	63.8	1064	14.0

2014 - 2015 KENTUCKY MEN'S BASKETBALL



53 - Jamaal Magloire - 1,064 Points

Year	G	FGM	FGA	Pct.	FTM	FTA	Pct.	TP	Avg.
1996-97	40	75	153	49.0	45	82	54.9	195	4.9
1997-98	38	77	158	48.7	43	64	67.2	197	5.2
1998-99	34	94	177	53.1	49	85	57.6	237	7.0
1999-00	33	148	296	50.0	139	203	68.5	435	13.2
Totals	145	394	784	50.3	276	434	63.6	1064	7.3



54 - Erik Daniels - 1,053 Points

Year	G	FGM	FGA	Pct.	FTM	FTA	Pct.	TP	Avg.
2000-01	33	64	133	56.6	38	63	60.3	171	5.2
2001-02	30	46	110	41.8	17	31	54.8	112	3.7
2002-03	32	136	240	56.7	29	46	63.0	305	9.5
2003-04	32	201	346	58.1	56	89	.629	465	14.5
Totals	127	447	809	55.3	140	229	61.1	1053	8.3




55 - Jim Line - 1,041 Points

Year	G	FGM	FGA	Pct.	FTM	FTA	Pct.	TP	Avg.
1946-47	35	86	209	41.1	27	40	67.5	199	5.7
1947-48	38	107	296	36.1	51	62	82.2	265	7.0
1948-49	32	70	195	35.8	43	51	84.3	183	5.7
1949-50	30	155	369	42.0	84	122	69.6	394	13.1
Totals	135	418	1069	39.1	205	275	74.5	1041	7.7




56 - Bob Burrow - 1,023 Points

Year	G	FGM	FGA	Pct.	FTM	FTA	Pct.	TP	Avg.
1954-55	26	198	473	41.9	99	159	62.3	495	19.0
1955-56	25	207	463	44.7	114	171	66.7	528	21.1
Totals	51	405	936	43.3	213	330	64.5	1023	20.1



57 - Doron Lamb - 1,018 Points

Year	G	FGM	FGA	Pct.	3FG	3FGA	Pct.	FTM	FTA	Pct.	TP	Avg.
2010-11	38	161	324	49.7	68	140	48.6	79	100	79.0	469	12.3
2011-12	40	175	369	47.4	76	163	46.6	123	149	82.6	549	13.7
Totals	78	336	693	48.5	144	303	47.5	202	249	81.1	1018	13.1



58 - Ron Mercer - 1,013 Points

Year	G	FGM	FGA	Pct.	3FG	3FGA	Pct.	FTM	FTA	Pct.	TP	Avg.
1995-96	36	107	234	45.7	23	68	33.8	51	65	78.5	288	8.0
1996-97	40	297	603	49.3	49	141	34.8	82	105	78.1	725	18.1
Totals	76	404	837	48.3	72	209	34.4	133	170	78.2	1013	13.3



59 - Jimmy Dan Conner - 1,009 Points

Year	G	FGM	FGA	Pct.	FTM	FTA	Pct.	TP	Avg.
1972-73	28	136	286	47.6	41	66	62.1	313	11.2
1973-74	26	128	246	52.0	56	83	67.5	312	12.0
1974-75	31	171	338	50.6	42	69	60.9	384	12.4
Totals	85	435	870	50.0	139	218	63.8	1009	11.9



60 - Bobby Watson - 1,001 Points

Year	G	FGM	FGA	Pct.	FTM	FTA	Pct.	TP	Avg.
1949-50	30	84	269	31.2	59	90	65.5	227	7.6
1950-51	34	151	460	32.8	51	68	75.0	353	10.4
1951-52	32	184	517	35.6	53	80	66.2	421	13.1
Totals	96	419	1246	33.6	163	238	68.5	1001	10.4

YEAR-BY-YEAR RESULTS

Final Year	Final			Pct.	Rank	SEC			SEC TOURNAMENT			NCAA/NIT TOURNAMENT			Coach				
	W	L	T			H	A	N	W	L	Pct.	Finish	W	L		Finish			
1903	1	2		.333		1-2													
1904	1	4		.250		1-1	0-3									Andrus			
1905	1	4		.250		1-3	0-1												
1906	5	9		.357		2-3	3-6									Wendt			
1907	3	6		.333		3-2										Kirby			
1908	5	6		.455		4-1	1-5									Chambers			
1909	5	4		.556		4-1	1-3									Chambers			
1910	4	8		.333		3-2	1-6									Spahr/Sweetland			
1911	5	6		.455		3-2	2-4									Iddings			
1912	9	0	1	1.000		7-0	2-0									Sweetland			
1913	5	3		.625		5-3										Tigert			
1914	12	2		.857		9-0	3-2									Brumage			
1915	7	5		.583		6-1	1-4									Brumage			
1916	8	6		.571		4-6	4-0									Park			
1917	4	6		.400		3-2	1-4									Tuttle			
1918	9	2	1	.792		5-0	4-1-1	0-1								Boles			
1919	6	8		.429		3-4	3-4									Gill			
1920	5	7		.417		3-2	2-5									Buchheit			
1921	13	1		.929		7-0	2-1	4-0				4	0	&-SIAA Champions		Buchheit			
1922	10	6		.625		5-1	4-4	1-1	3	1	.750	5th	1	1	&-Quarterfinals	Buchheit			
1923	3	10		.231		2-7	1-3		0	5	.000	18th				Buchheit			
1924	13	3		.813		10-1	3-2	0-1	6	2	.750	5th	0	1	&-1st Round	Buchheit			
1925	13	8		.619		8-2	4-5	1-1	6	2	.750	3rd	1	1	%-Quarterfinals	Applegan			
1926	15	3		.833		9-1	4-1	2-1	8	0	1.000	1st	2	1	%-Semifinals	Eklund			
1927	3	13		.188		2-7	1-6		1	6	.143	18th				Hayden			
1928	12	6		.667		6-2	4-3	2-1	8	1	.889	5th	2	1	%-Semifinals	Mauer			
1929	12	5		.706		7-2	3-2	2-1	7	4	.636	6th	1	1	%-Quarterfinals	Mauer			
1930	16	3		.842		12-1	2-1	2-1	9	1	.900	t2nd	2	1	%-Semifinals	Mauer			
1931	15	3		.833		9-0	3-2	3-1	8	2	.800	4th	3	1	%-Runner-Up	Rupp			
1932	15	2		.882		10-1	4-0	1-1	9	1	.900	t1st	1	1	%-Quarterfinals	Rupp			
1933	21	3		.875		10-1	5-2	6-0	8	0	1.000	1st	4	0	SECCChampions	Rupp			
1934	16	1		.941		10-0	5-0	1-1	11	0	1.000	1st	0	1	Quarterfinals	Rupp			
1935	19	2		.905		13-0	5-2	1-0	11	0	1.000	1st				Rupp			
1936	15	6		.714		11-1	3-4	1-1	6	2	.750	1st	1	1	Semifinals	Rupp			
1937	17	5		.773		9-1	3-3	5-1	5	3	.625	1st	3	0	Champions	Rupp			
1938	13	5		.722		9-0	2-4	2-1	6	0	1.000	2nd	0	1	Quarterfinals	Rupp			
1939	16	4		.800		8-1	5-1	3-2	5	2	.714	1st	3	0	Champions	Rupp			
1940	15	6		.714		8-1	2-4	5-1	4	4	.500	7th	3	0	Champions	Rupp			
1941	17	8		.680		9-1	5-4	3-3	8	1	.889	1st	3	1	Runner-Up	Rupp			
1942	19	6		.760		10-0	4-4	5-2	6	2	.750	3rd	4	0	Champions	1	1	Final Four-3rd	Rupp
1943	17	6		.739		8-1	5-2	4-3	8	1	.889	1st	3	1	Runner-Up	2	1		Rupp
1944	19	2		.905		8-0	3-1	8-1	0	0	.000	--	3	0	Champions	2	1	3rd (NIT)	Rupp
1945	22	4		.846		9-0	6-2	7-2	4	1	.800	1st	4	0	Champions	1	1	Elite Eight	Rupp
1946	28	2		.933		12-0	7-1	9-1	6	0	1.000	1st	4	0	Champions	3	0	Champions (NIT)	Rupp
1947	34	3		.919		16-0	8-1	10-2	11	0	1.000	1st	4	0	Champions	2	1	Runner-Up (NIT)	Rupp
1948	36	3		.923		11-0	13-2	12-1	9	0	1.000	1st	4	0	Champions	3	0	Final Four-Champions	Rupp
<i>Kentucky also won the 1948 World Championships, claiming the gold medal at the '48 Olympic Games in London.</i>																			
1949	32	2		.941	1st/--	10-0	8-0	14-2	13	0	1.000	1st	4	0	Champions	3	0	Final Four-Champions	Rupp
1950	25	5		.833	3rd/--	10-0	6-4	9-1	11	2	.846	1st	3	0	Champions	0	1	1st Round (NIT)	Rupp
1951	32	2		.941	1st/1st	14-0	8-1	10-1	14	0	1.000	1st	4	0	Champions	4	0	Final Four-Champions	Rupp
1952	29	3		.906	1st/1st	12-0	8-1	9-2	14	0	1.000	1st	4	0	Champions	1	1	Elite Eight	Rupp

2014 - 2015 KENTUCKY MEN'S BASKETBALL

Final Year	SEC									SEC TOURNAMENT			NCAA/NIT TOURNAMENT			Coach
	W	L	T	Pct.	Rank	H	A	N	W	L	Pct.	Finish	W	L	Finish	
1953	<i>Under suspension by NCAA...No official games played</i>															
1954	25	0		1.000	1st/2nd	16-0	5-0	4-0	14	0	1.000	t1st	Declined NCAA berth			Rupp
1955	23	3		.885	2nd/2nd	13-1	8-1	2-1	12	2	.857	1st	1	1	Sweet 16	Rupp
1956	20	6		.769	9th/NR	11-2	6-2	3-2	12	2	.857	2nd	1	1	Elite Eight	Rupp
1957	23	5		.821	3rd/3rd	14-2	6-3	3-0	12	2	.857	1st	1	1	Elite Eight	Rupp
1958	23	6		.793	9th/14th	14-1	5-4	4-1	12	2	.857	1st	4	0	Final Four-Champions	Rupp
1959	24	3		.889	2nd/2nd	13-0	7-2	4-1	12	2	.857	t2nd	1	1	Sweet 16	Rupp
1960	18	7		.720	NR/NR	11-3	4-4	3-0	10	4	.714	3rd				Rupp
1961	19	9		.679	NR/18th	12-2	2-5	5-2	10	4	.714	t2nd	1	1	Elite Eight	Rupp
1962	23	3		.885	3rd/3rd	14-2	6-0	3-1	13	1	.929	t1st	1	1	Elite Eight	Rupp
1963	16	9		.640	NR/NR	10-5	4-4	2-0	8	6	.571	5th				Rupp
1964	21	6		.778	4th/3rd	13-1	4-3	4-2	11	3	.786	1st	0	2	Sweet 16	Rupp
1965	15	10		.600	NR/NR	11-3	4-5	0-2	10	6	.625	5th				Rupp
1966	27	2		.931	1st/1st	13-0	10-1	4-1	15	1	.938	1st	3	1	Final Four-Runner-Up	Rupp
1967	13	13		.500	NR/NR	8-7	4-6	1-0	8	10	.444	t5th				Rupp
1968	22	5		.815	4th/4th	14-1	7-3	1-1	15	3	.833	1st	1	1	Elite Eight	Rupp
1969	23	5		.821	7th/7th	12-1	9-2	2-2	16	2	.889	1st	1	1	Sweet 16	Rupp
1970	26	2		.929	1st/1st	15-0	8-1	3-1	17	1	.944	1st	1	1	Elite Eight	Rupp
1971	22	6		.786	10th/--	12-1	10-2	0-3	16	2	.889	1st	0	2	Sweet 16	Rupp
1972	21	7		.750	18th/14th	12-1	7-4	2-2	14	4	.778	t1st	1	1	Elite Eight	Rupp
1973	20	8		.714	17th/15th	11-2	7-4	2-2	14	4	.889	1st	1	1	Elite Eight	Hall
1974	13	13		.500	NR/NR	9-3	4-7	0-3	9	9	.500	t4th				Hall
1975	26	5		.839	2nd/4th	12-0	7-4	7-1	15	3	.833	t1st	4	1	Final Four-Runner-Up	Hall
1976	20	10		.667	NR/NR	11-1	4-7	5-2	11	7	.611	t4th	4	0	Champion (NIT)	Hall
1977	26	4		.867	6th/5th	12-2	10-1	4-1	16	2	.889	t1st	2	1	Elite Eight	Hall
1978	30	2		.938	1st/1st	16-0	8-2	6-0	16	2	.889	1st	5	0	Final Four-Champion	Hall
1979	19	12		.613	NR/NR	11-3	4-7	4-2	10	8	.556	6th	3	1	Runner-Up	Hall
1980	29	6		.829	4th/3rd	12-3	9-1	8-2	15	3	.833	1st	0	1	1st Round (NIT)	Hall
1981	22	6		.786	8th/8th	15-0	7-3	0-3	15	3	.833	2nd	2	1	Semifinals	Hall
1982	22	8		.733	8th/9th	15-1	6-5	1-2	13	5	.722	t1st	0	1	Quarterfinals	Hall
1983	23	8		.742	12th/12th	14-1	6-5	3-2	13	5	.722	1st	0	1	Quarterfinals	Hall
1984	29	5		.853	3rd/3rd	16-0	8-4	5-1	14	4	.778	1st	3	1	Champions	Hall
1985	18	13		.581	NR/NR	11-3	4-8	3-2	11	7	.611	t3rd	0	1	Quarterfinals	Hall
1986	32	4		.889	3rd/3rd	18-0	10-3	4-1	17	1	.944	1st	3	1	Champions	Sutton
1987	18	11		.621	NR/NR	13-2	5-6	0-3	10	8	.556	t3rd	0	1	Quarterfinals	Sutton
1988	25	5		.833	6th/6th	14-2	6-3	5-0	13	5	.722	1st*	3	0	Champions*	Sutton
1989	13	19		.406	NR/NR	8-5	2-10	3-4	8	10	.444	t6th	0	1	Quarterfinals	Sutton
1990	14	14		.500	NR/NR	13-2	1-10	0-2	10	8	.556	t4th@				Pitino
1991	22	6		.786	9th/--	13-0	7-6	2-0	14	4	.778	2nd SEC/1st East				Pitino
1992	29	7		.806	6th/6th	15-2	5-4	9-1	12	4	.750	2nd SEC/1st East	3	0	Champions	Pitino
1993	30	4		.882	6th/3rd	16-0	7-3	7-1	13	3	.813	2nd SEC/2nd East	3	0	Champions	Pitino
1994	27	7		.794	7th/8th	13-1	5-4	9-2	12	4	.750	2nd SEC/1st East	3	0	Champions	Pitino
1995	28	5		.848	2nd/5th	12-1	7-2	9-2	14	2	.875	1st SEC/1st East	3	0	Champions	Pitino
1996	34	2		.944	1st/2nd	13-0	8-0	13-2	16	0	1.000	1st SEC/1st East	2	1	Runner-Up	Pitino
1997	35	5		.825	2nd/5th	12-1	7-3	16-1	13	3	.813	2nd SEC/2nd East	3	0	Champions	Pitino
1998	35	4		.897	5th/1st	9-3	11-0	15-1	14	2	.875	1st SEC/1st East	3	0	Champions	Smith
1999	28	9		.757	8th/15th	12-1	4-5	12-3	11	5	.688	3rd SEC/2nd East	3	0	Champions	Smith
2000	23	10		.757	19th/20th	14-0	5-5	4-5	12	4	.750	t1st SEC/t1st East	0	1	Quarterfinals	Smith
2001	24	10		.706	9th/8th	11-1	7-5	6-4	12	4	.750	t1st SEC/t1st East	3	0	Champions	Smith
2002	22	10		.688	16th/13th	12-3	5-4	5-3	10	6	.625	t2nd SEC/t1st East	0	1	Quarterfinals	Smith
2003	32	4		.889	1st/4th	12-1	10-1	10-2	16	0	1.000	1st SEC/1st East	3	0	Champions	Smith
2004	27	5		.844	2nd/8th	11-2	7-2	9-1	13	3	.813	2nd SEC/1st East	3	0	Champions	Smith
2005	28	6		.824	7th/5th	14-1	7-3	7-2	14	2	.875	1st SEC/1st East	2	1	Runner-Up	Smith
2006	22	13		.629	NR/RV	10-5	6-4	6-4	9	7	.563	6th SEC/3rd East	2	1	Semifinals	Smith
2007	22	12		.647	RV/RV	14-2	4-6	4-4	9	7	.563	4th SEC/4th East	1	1	Quarterfinals	Smith
2008	18	13		.581	NR/NR	14-4	4-6	0-3	12	4	.750	3rd SEC/2nd East	0	1	Quarterfinals	Gillispie
2009	22	14		.611	NR/NR	13-6	5-7	4-1	8	8	.500	7th SEC/4th East	1	1	Quarterfinals	Gillispie
2010	35	3		.921	2nd/5th	18-0	7-2	10-1	14	2	.875	1st SEC/1st East	3	0	Champions	Calipari
2011	29	9		.763	11th/3rd	15-0	4-7	10-2	10	6	.625	3rd SEC/2nd East	3	0	Champions	Calipari
2012	38	2		.950	1st/1st	18-0	8-1	12-1	16	0	1.000	1st SEC/1st East	2	1	Runner-Up	Calipari
2013	21	12		.636	NR/NR	16-2	4-8	1-2	12	6	.667	2nd SEC	0	1	Quarterfinals	Calipari
2014	29	11		.725	RV/2nd	16-2	5-5	8-4	12	6	.667	2nd SEC	2	1	Runner-Up	Calipari

&- Southern Intercollegiate Athletic Association; %-Southern Conference; *-Vacated due to NCAA sanctions; From 1933-50 the SEC Champion was determined by a tournament, except for 1935.

Rankings - AP/UPI (Coaches Poll); @-Not eligible for title due to NCAA sanctions

ALL-TIME RESULTS

1903 (1-2)

Coach: Unnamed
 Starters: (J. White Guyn & R.H. Arnett, G. Joe Coons, C. H.J. Wurtele & Lee Andrews, F)
 F.6 GEORGETOWN 6-15 L
 F.18 LEXINGTON YMCA 11-10 W
 F.20 TRANSYLVANIA 2-42 L
 19-67

1904 (1-4)

Coach: Leander E. Andrus, Mgr.
 Captain: St. John (Guyn, Arnett, St. John, Wurtele, Coons)
 F.4 at Georgetown 11-26 L
 F.12 at Transylvania# 5-12 L
 F.13 GEORGETOWN 10-22 L
 F.26 at Transylvania 12-14 L
 M.4 CINCINNATI 25-21 W
 63-95

#Transylvania (formerly known as Kentucky University) game at UK was called off because of failure to agree on a referee. State College (University of Kentucky) team was present and agreed to play. The offer was accepted and KU won 12-5.

1905 (1-4)

Coach:
 Captain: J.M. Coons
 J.13 GEORGETOWN 9-14 L
 J.21 CINCINNATI YMCA 22-43 L
 J.27 TRANSYLVANIA 30-29 W
 F.4 at Transylvania 1-22 L
 F.22 TRANSYLVANIA 23-33 L
 85-141

1906 (5-9)

Coach: W.B. Wendt (Mgr.)
 Captain: D.P. Branson (Baer, Donan, Barbee, Wilson, Herman)
 J.11 LEXINGTON YMCA# W
 J.12 MIAMI, OHIO 10-15 L
 J.19 CENTRAL U. 15-14 W
 J.20 at Georgetown 9-34 L
 J.26 at Central U. 17-15 W
 J.27 CINCINNATI YMCA 16-23 L
 F.3 Christ Church, Cin. 24-38 L
 F.9 GEORGETOWN 22-28 L
 F.12 at New Albany YMCA 12-29 L
 F.13 at Vernon College 34-14 W
 F.14 at Moores Hill 32-11 W
 F.15 at Christ Church, Cin. 17-54 L
 F.16 at Cincinnati 6-48 L
 F.17 at Miami, Ohio 19-29 L
 236-348

W.B. Wendt on J.9, 1969 verified that State College (UK) opened the 1906 season against Kentucky U. (Transylvania) in the YMCA. Athletic committees of the two schools had cancelled all games after a fight at a football game in November 1905. Wendt and the Kentucky U. manager agreed to play at the YMCA and list the State College foe as YMCA instead of Kentucky U. State College won but Mr. Wendt didn't remember the score, which he hadn't listed.

1907 (3-6)

Coach: A.M. Kirby (Mgr.)
 Captain: J.M. Wilson (Shanklin, Baer, Bryant, Barbee)
 J.16 LEXINGTON YMCA 17-25 L
 J.19 GEORGETOWN 16-15 W
 J.25 CENTRAL U. 22-9 W
 F.12 at Central U. OT 23-25 L
 F.15 TRANSYLVANIA 18-14 W
 F.21 at Georgetown 8-19 L
 M.1 at Lexington YMCA 22-41 L
 M.7 at Transylvania 5-19 L
 M.9 CENTRAL U. 13-15 L
 142-182

1908 (5-6)

Coach: J.S. Chambers (Mgr.)
 Captain: Richard Barbee
 J.10 at Lexington YMCA 19-29 L
 J.21 TRANSYLVANIA 20-15 W
 J.25 at Central U. 21-32 L
 F.4 at Transylvania 20-15 W
 F.8 LOUISVILLE COLISEUM29-28 W
 F.10 at Georgetown 22-30 L
 F.13 CENTRAL U. 31-20 W
 F.15 LEXINGTON YMCA 19-23 L
 F.22 at Louisville Coliseum 18-30 L
 M.3 GEORGETOWN 18-13 W
 M.7 at Central U. 10-29 L
 227-264

1909 (5-4)

Mgr: J.S. Chambers
 Captain: W.C. Fox
 J.9 LEXINGTON HIGH 28-9 W
 J.18 at Advent Memorial Club27-41 L
 J.19 at Cincinnati 25-41 L
 J.27 CENTRAL U. 24-23 W
 F.6 at Central U. 20-35 L
 F.8 GEORGETOWN 43-32 W
 F.15 at Georgetown 48-19 W
 F.18 CINCINNATI 28-23 W
 F.26 CENTRAL U. 20-26 L
 263-249

1910 (4-8)

Coach: R.E. Spahr and E.R. Sweetland
 Captain: Bill Rodes
 J.8 at Kentucky Wesleyan OT 14-12 W
 J.22 GEORGETOWN 31-11 W
 J.24 DePAUW 11-24 L
 J.28 at Central 17-87 L
 F.4 at Georgetown 16-34 L
 F.7 at Cincinnati 17-47 L
 F.9 at DePauw 16-28 L
 F.10 at Rose Poly Technic 11-52 L
 F.16 TENNESSEE 26-5 W
 M.5 CENTRAL U. 13-31 L
 M.8 GEORGETOWN 24-23 W
 M.11 at Central 9-51 L
 205-405

1911 (5-6)

Coach: H.J. Iddings
 Captain: J.H. Gaiser
 J.13 LEXINGTON HIGH H 29-36 L
 J.20 TRANSYLVANIA H 18-23 L
 J.27 at Kentucky Wesleyan A 19-25 L
 F.4 BETHANY H 24-11 W
 F.9 at Ohio Wesleyan A 19-37 L
 F.10 at Otterbein A 27-41 L
 F.11 at Christ Church, Cin. A 21-32 L
 F.17 at Georgetown A 47-22 W
 F.23 BUTLER H 21-16 W
 F.27 at Transylvania A 22-19 W
 M.3 TRANSYLVANIA H 30-24 W
 277-286

1912 (9-0)

Southern Champions
 Coach: E.R. Sweetland
 Captain: W.C. Harrison
 J.5 GEORGETOWN 38-9 W
 J.12 at Central U. 32-13 W
 J.19 MIAMI, OHIO 31-14 W
 J.27 LEXINGTON YMCA 32-20 W
 F.1 CENTRAL U. 52-10 W
 F.7 TENNESSEE 27-15 W
 F.22 VANDERBILT 28-17 W
 F.23 VANDERBILT 22-18 W
 M.1 at Georgetown 19-18 W
 281-134

—Leading Scorers—
 Binkley Barnett (Jr. F) 7.1
 D.W. Hart (Jr. F) 5.4

W.C. Harrison (Sr. C) 4.0
 Jake Gaiser (Sr. G) 3.9
 R.C. Preston (So. G) 2.7
 H.L. Farmer (Jr. F) 2.2

1913 (5-3)

Coach: J.J. Tigert
 Captain: B. Barnett
 J.24 LEXINGTON YMCA 25-27 L
 F.8 CINCINNATI 20-18 W
 F.13 MARIETTA 42-16 W
 F.15 LOUISVILLE 34-10 W
 F.19 VANDERBILT 17-24 L
 F.20 VANDERBILT 42-29 W
 F.27 MIAMI, OHIO 24-16 W
 M.1 CHRIST CHURCH, CIN. 19-30 L
 223-170

—Leading Scorers—
 R.C. Preston (Jr. C) 9.1
 Binkley Barnett (Sr. F) 8.4
 Ralph Morgan (So. F) 4.0
 H.L. Farmer (Sr. F) 3.9
 William Tuttle (So. F) 1.0

1914 (12-2)

Coach: Alpha Brumage
 Captain: William Tuttle
 J.10 ASHLAND YMCA 28-15 W
 J.17 LOUISVILLE YMCA 30-21 W
 J.20 at Ashland YMCA 30-19 W
 J.21 at Marshall 46-6 W
 J.22 at Virginia 23-39 L
 J.24 at VMI 18-32 L
 J.31 LOUISVILLE YMHA 59-12 W
 F.7 LOUISVILLE 22-17 W
 F.11 TENNESSEE 21-14 W
 F.12 TENNESSEE 20-18 W
 F.21 CINCINNATI 20-18 W
 F.23 CHATTANOOGA 40-7 W
 F.28 MARIETTA 19-17 W
 M.3 at Louisville 26-13 W
 402-248

—Leading Scorers—
 R.C. Preston (Sr. F) 6.1
 #Tom Zerfoss (Sr. F) 6.0
 Karl Zerfoss (So. G) 4.7
 William Tuttle (Jr. F) 3.9
 Herschel Scott (Jr. G) 3.2

#Only played in first six games.

1915 (7-5)

Coach: Alpha Brumage
 Captain: Ralph Morgan
 J.16 MARYVILLE 37-17 W
 J.23 LOUISVILLE 18-14 W
 J.30 ST. ANDREWS 32-15 W
 F.4 at Maryville 23-22 W
 F.5 at Tennessee 21-36 L
 F.6 at Tennessee 22-27 L
 F.12 VANDERBILT 34-39 L
 F.13 VANDERBILT 36-24 W
 F.17 TENNESSEE 22-13 W
 F.18 TENNESSEE 20-18 W
 F.26 at St. Andrews 25-50 L
 F.27 at Louisville 15-26 L
 305-301

—Leading Scorers—
 Ralph Morgan (Sr. F) 8.3
 Jim Server (Jr. C) 5.3
 William Tuttle (Sr. F) 3.8
 Karl Zerfoss (Jr. F) 3.7
 Herschel Scott (Sr. G) 2.9

1916 (8-6)

Coach: James Park
 Captain: K.P. Zerfoss
 J.14 at Cincinnati 39-24 W
 J.18 at Georgetown 29-22 W
 J.31 GEORGETOWN 30-22 W
 F.4 VANDERBILT 25-39 L
 F.5 VANDERBILT 20-23 L
 F.12 LOUISVILLE 22-28 L
 F.15 at Centre 38-5 W
 F.19 CINCINNATI 34-10 W
 F.22 at Louisville 32-24 W
 F.23 TENNESSEE 17-28 W
 F.26 MARYVILLE 36-25 W
 F.29 CENTRE 38-14 W
 M.3 MARIETTA 22-27 L
 M.4 MARIETTA 23-27 L
 405-318

—Leading Scorers—
 Derrill Hart (Sr. F) 13.3
 Jim Server (Sr. C) 5.7
 Robert Ireland (Jr. F) 5.6
 Karl Zerfoss (Sr. F) 3.3
 George Gumbert (Sr. G) 2.4

1917 (4-6)

Coach: W.P. Tuttle Captain: Robert Y. Ireland
 J.17 CENTRE 31-21 W
 J.27 at Georgetown 19-22 L
 J.30 ROSE POLY TECH 33-12 W
 F.9 TENNESSEE 20-23 L
 F.10 TENNESSEE 19-22 L
 F.16 at Centre 32-18 L
 F.21 GEORGETOWN 24-28 W
 M.1 at Cumberland 48-20 W
 M.2 at Tennessee 26-27 L
 M.3 at Tennessee 10-30 L
 262-223

—Leading Scorers—
 C.C. Shrader (Sr. F) 7.1
 Robert Ireland (Sr. F) 5.4
 "Dutch" Longworth (Sr. C-F) 4.4
 Pat Campbell (Jr. F) 4.2
 William Rodes (Sr. G) 1.3

1918 (9-2-1)

Coach: S.A. Boles
 Captain: Patrick Campbell
 J.9 KENTUCKY WESLEYAN 23-13 W
 J.17 at Centre 21-29 L
 J.24 GEORGETOWN 22-18 W
 F.7 TENNESSEE 33-26 W
 F.8 TENNESSEE 40-12 W
 F.9 at Kentucky Wesleyan# 21-21 T
 F.14 at Georgetown 25-16 W
 F.21 CENTRE 30T 22-20W
 F.28 Cumberland 42-21 W
 M.1 at Tennessee 29-18 W
 M.2 at Tennessee 32-20 W
 State Championship (Louisville, Ky.)
 M.9 Centre 12-24 L
 322-238

Unique tie game resulted from scorer's error which wasn't discovered until after the teams' departures. Contest was rescheduled, but never played for unknown reasons.

—Leading Scorers—
 H.C. Thomas (Jr. C-F) 10.8
 Arthur Bastin (Jr. G) 4.0
 A.P. Shanklin (Sr. F) 3.5
 Pat Campbell (Sr. F) 3.2
 George Zerfoss (Jr. F) 2.8

2014 - 2015 KENTUCKY MEN'S BASKETBALL

1919 (6-8)
 Coach: Andrew Gill
 Captain: J.A. Dishman

J.13	KENTUCKY WESLEYAN46-5	W
J.18	GEORGETOWN	30-32 L
J.25	at Centre	30-38 L
J.31	at Cincinnati	18-28 L
F.6	at Chattanooga	28-25 W
F.7	at Tennessee	22-40 L
F.8	at Cumberland	22-21 W
F.14	VANDERBILT	26-36 L
F.15	at Georgetown	18-22 L
F.21	CINCINNATI	34-21 W
F.22	at Kentucky Wesleyan	18-13 W
F.24	CENTRE	10-21 L
F.28	TENNESSEE	30-14 W
M.8	MIAMI, OHIO	14-38 L

—Leading Scorers—

H.C. Thomas (Sr. F)	7.1
J.C. Everett (Jr. F)	6.6
Bob Lavin (Fr. G)	5.0
Tony Dishman (Sr. G)	3.3
Ed Parker (Sr. F)	3.3

1920 (5-7)
 Coach: George C. Buchheit
 Captain: J.C. Everett

J.17	at Cincinnati	11-13 L
J.22	MARYVILLE	27-13 W
J.31	GEORGETOWN	25-14 W
F.5	TENNESSEE	24-29 L
F.7	TENNESSEE	28-27 L
F.14	at Centre	15-44 L
F.17	at Georgetown	28-16 W
F.21	KENTUCKY WESLEYAN	43-13 W
F.26	Cumberland	21-30 L
F.27	at Tennessee	25-28 L
F.28	at Tennessee	34-26 W
M.6	CENTRE	OT 18-20 L

—Leading Scorers—

Basil Hayden (So. F)	10.8
William Blakely (Sr. G)	7.0
J.C. Everett (Sr. C)	5.5
Bob Lavin (So. F)	4.1
Jim Wilhelm (Jr. F)	3.6

1921 (13-1)
 Southern Intercollegiate Champions
 Coach: George C. Buchheit
 Captain: Basil Hayden

J.12	KENTUCKY WESLEYAN	38-13 W
J.15	CUMBERLAND	37-21 W
J.18	GEORGETOWN	38-23 W
J.21	CHATTANOOGA	42-10 W
J.26	at Cincinnati	26-19 W
J.29	AUBURN	40-25 W
F.8	at Centre	27-29 L
F.15	at Georgetown	56-11 W
F.18	CENTRE	20-13 W
F.22	VANDERBILT	37-18 W

—Leading Scorers—

William King (Fr. F)	11.4
Basil Hayden (Jr. F)	9.6
Paul Adkins (Jr. C)	6.5
Bob Lavin (Jr. G)	2.5
Fred Fest (So. C)	1.3

1922 (10-6)
 Coach: George C. Buchheit
 Captain: R.E. Lavin

J.14	GEORGETOWN	17-26 L
J.17	at Louisville	38-14 W
J.18	at Vanderbilt	12-22 L
J.21	LOUISVILLE	29-22 W
J.26	MISSISSIPPI STATE	28-21 W
J.27	MARSHALL	34-12 W
F.4	at Centre	28-21 W
F.6	at Georgetown	26-17 W
F.8	at Washington & Lee	21-20 W
F.9	at VMI	32-37 L
F.11	at Georgetown U.	23-28 L
F.13	at Virginia	OT 30-32 L

F.16	CLEMSON	38-14 W
F.20	CENTRE	40-23 W

SIAA Tournament (Atlanta)

F.24	Georgetown	41-21 W
F.25	Mercer	22-35 L

—Leading Scorers—

Paul Adkins (Sr. C)	8.8
William King (So. F)	8.3
Bob Lavin (Sr. F)	5.2
Basil Hayden (Sr. F)	5.0
William Poynz (Jr. F)	2.9

1923 (3-10)
 Coach: George C. Buchheit
 Captain: Fred Fest

J.13	at Georgetown	24-13 W
J.20	at Tennessee	26-30 L
J.22	CHATTANOOGA	25-18 W
J.25	ALABAMA	35-45 L
J.27	CENTRE	14-21 L
F.3	GEORGIA	19-23 L
F.5	at Cincinnati	24-33 L
F.7	CENTENARY	21-28 L
F.10	TENNESSEE	23-28 L
F.14	at Centre	10-17 L
F.15	CLEMSON	13-30 L
F.19	GEORGETOWN	21-45 L
F.23	SEWANEES	30-14 W

—Leading Scorers—

Carl Riefkin (Jr. F)	10.2
Fred Fest (Sr. C)	7.2
William Poynz (Sr. G)	3.3
Gilbert Smith (Sr. G)	1.5
W.G. Wilkinson (Sr. F)	1.2

1924 (13-3)
 Coach: G.C. Buchheit
 Captain: A.T. Rice

J.1	VANDERBILT	33-13 W
J.8	MEXICO YMCA	25-14 W
J.12	at Georgetown	32-24 W
J.14	MISSISSIPPI STATE	16-17 L
J.15	SEWANEES	50-15 W
J.18	at Tennessee	13-20 L
J.19	at Chattanooga	24-23 W
F.4	WEST VIRGINIA	24-21 W
F.9	at Centre	27-18 W
F.11	GEORGETOWN	39-35 W
F.13	CLEMSON	38-13 W
F.14	VIRGINIA	29-16 W
F.19	VIRGINIA TECH	36-14 W
F.21	CENTRE	38-24 W
F.23	GEORGIA TECH	33-27 W

—Leading Scorers—

Jim McFarland (So. F)	9.9
Will Milward (Jr. C)	5.3
Lowell Underwood (So. C)	4.9
Carl Riefkin (Sr. F)	4.3
Bill King (Sr. F)	2.9

ALUMNI GYM ERA (1924-50)

1924-25 (13-8)
 Coach: C.O. Applegran
 Captain: James McFarland

D.13	CINCINNATI	28-23 W
D.18	INDIANA	18-20 L
D.20	MICHIGAN	11-21 L
J.3	at Cincinnati	20-24 L
J.5	at Illinois	26-36 L
J.6	at Wabash	10-57 L
J.9	OLE MISS	26-23 W
J.10	GEORGETOWN	25-17 W
J.17	at Centre	33-26 W
J.30	WASHINGTON & LEE	28-22 W
F.2	WEST VIRGINIA	29-19 W
F.5	at Alabama	15-24 L
F.6	at Georgia Tech	18-16 W
F.7	at Georgia	24-28 L
F.9	at Tennessee	35-22 W
F.12	TULANE	29-22 W
F.14	at Georgetown	36-21 W
F.18	TENNESSEE	28-21 W
F.21	CENTRE	39-10 W

Southern Conference Tournament (Atlanta)

F.27	Mississippi State	31-26 W
F.28	Georgia	31-32 L

538-510

—Leading Scorers—

Jim McFarland (Jr. F)	7.1
Lowell Underwood (Jr. F)	6.3
Will Milward (Sr. C)	6.2
Foster Helm (So. F)	3.7
Charles Alberts (Jr. G)	2.5

1925-26 (15-3)
 Coach: Ray Eklund
 Captain: Burgess Carey

D.19	DePAUW	29-38 L
J.5	at Indiana	23-34 L
J.9	BEREA	37-23 W
J.12	at Georgetown	36-21 W
J.16	GEORGIA TECH	25-24 W
J.21	CENTRE	45-25 W
J.30	GEORGETOWN	25-20 W
F.1	ALABAMA	27-16 W
F.4	at Centre	46-19 W
F.5	WASHINGTON & LEE	44-34 W
F.8	AUBURN	35-26 W
F.12	at Tennessee	51-17 W
F.15	at Georgia	22-18 W
F.18	TENNESSEE	27-21 W
F.20	VANDERBILT	30-20 W

—Leading Scorers—

Gayle Mohney (Jr. G)	11.1
Paul Jenkins (So. F)	7.3
Jim McFarland (Sr. F)	5.6
Lowell Underwood (Sr. C)	3.7
Henry Besuden (Sr. C)	2.1

1926-27 (3-13)
 Coach: Basil Hayden
 Captain: Paul Jenkins

D.18	CINCINNATI	10-48 L
D.21	INDIANA	19-38 L
D.27	at Cincinnati	22-51 L
D.31	PRINCETON	26-30 L
J.3	FLORIDA	44-36 W
J.10	at Kentucky Wesleyan	24-31 L
J.15	VANDERBILT	32-48 L
J.21	at Tennessee	14-19 L
J.22	at Georgia Tech	16-48 L
J.29	CENTRE	27-25 W
F.1	at Georgetown	19-26 L
F.4	WASHINGTON & LEE	34-36 L
F.7	WEST VIRGINIA	26-44 L
F.11	OLE MISS	17-37 L
F.12	at Centre	22-16 W
F.19	TENNESSEE	21-30 L

—Leading Scorers—

Paul Jenkins (Jr. F)	6.1
Edwin Knadler (Sr. F)	4.4
Van Buren Ropke (Sr. F-C)	4.2
Frank Phipps (Jr. F)	3.4
Foster Helm (Sr. C)	2.5

1927-28 (12-6)
 Coach: John Mauer
 Captain: Paul Jenkins

D.16	CLEMSON	33-17 W
D.20	MIAMI, OHIO	31-36 L
J.4	BEREA	37-16 W
J.9	at Centre	36-23 W
J.14	VANDERBILT	43-23 W
J.16	at Virginia	31-28 W
J.18	at Navy	26-32 L
J.19	at Maryland	7-37 L
J.28	TENNESSEE	48-18 W
F.3	WASHINGTON & LEE	34-28 W
F.4	at Indiana	29-48 L
F.8	at Vanderbilt	54-29 W
F.9	at Tennessee	43-16 W
F.11	GEORGIA TECH	31-35 L
F.18	CENTRE	30-20 W

Southern Conference Tournament (Atlanta)

F.24	South Carolina	56-40 W
F.25	Georgia	33-16 W
F.27	Ole Miss	28-41 L

630-503

—Leading Scorers—

Irvine Jeffries (Sr. G)	11.5
Cecil Combs (So. F)	10.3
Paul McBrayer (So. G-C)	5.5
Hays Owens (So. F)	3.8
Paul Jenkins (Sr. F)	3.3

1928-29 (12-5)
 Coach: John Mauer
 Captain: Lawrence McGinnis

D.15	EASTERN NORMAL	35-10 W
D.21	MIAMI, OHIO	30T 43-42W
J.4	NORTH CAROLINA	15-26 L
J.12	at Notre Dame	19-16 W
J.16	at Georgia Tech	19-33 L
J.17	at Tennessee	35-29 W
J.19	TENNESSEE	27-22 W
J.26	ALABAMA	26-27 L
F.1	at Mississippi State	OT 25-23 W
F.2	1 Mississippi State	32-14 W
F.3	at Tulane	22-34 L
F.8	WASHINGTON & LEE	31-30 W
F.13	CENTRE	47-11 W
F.22	OLE MISS	35-30 W
F.23	OLE MISS	32-24 W

Southern Conference Tournament (Atlanta)

M.1	Tulane	29-15 W
M.2	Georgia	24-26 L

496-411

—Leading Scorers—

Stan Milward (So. C)	6.8
Louis McGinnis (So. F)	5.8
Cecil Combs (Jr. G)	5.8
Carey Spicer (So. F)	5.7
Paul McBrayer (Jr. G)	2.9

1929-30 (16-3)
 Coach: John Mauer
 Captain: Paul McBrayer

D.14	GEORGETOWN	46-9 W
D.20	MIAMI, OHIO	35-20 W
D.31	BEREA	29-26 W
J.3	CLEMSON	31-15 W
J.10	CREIGHTON	27-28 L
J.11	CREIGHTON	25-21 W
J.18	TENNESSEE	23-20 W
J.24	MISSISSIPPI STATE	38-17 W
J.25	MISSISSIPPI STATE	20-14 W
J.31	at Tennessee	OT 24-29 L
F.1	at Georgia	OT 22-21 W
F.3	at Clemson	34-20 W
F.8	GEORGIA TECH	39-19 W
F.14	GEORGIA	36-23 W
F.18	KENTUCKY WESLEYAN	32-20 W
F.22	WASHINGTON & LEE	OT 28-26 W

Southern Conference Tournament (Atlanta)

F.28	Maryland	26-21 W
M.1	Sewanee	44-22 W
M.3	Duke	32-37 L

591-408

—Leading Scorers—

Cecil Combs (Sr. F)	6.6
Carey Spicer (Jr. F)	6.5
Stan Milward (Sr. C)	5.9
Louis McGinnis (So. F)	5.4
Paul McBrayer (Sr. G)	4.8

ADOLPH RUPP ERA (1930-71)
1930-31 (15-3)
 Coach: Adolph Rupp
 Captain: Carey Spicer

D.18	GEORGETOWN	67-19 W
D.27	MARSHALL	42-26 W
D.31	BEREA	41-25 W
J.3	CLEMSON	33-21 W
J.10	TENNESSEE	31-23 W
J.16	CHATTANOOGA	55-18 W
J.21	at Vanderbilt	42-37 W
J.31	at Tennessee	OT 36-32 W
F.6	WASHINGTON & LEE	23-18 W
F.9	GEORGIA TECH	38-34 W
F.13	at Georgia	16-25 L
F.14	at Clemson	26-29 L
F.16	at Georgia Tech	35-16 W
F.20	VANDERBILT	43-23 W

Southern Conference Tournament (Atlanta)

F.27	North Carolina State	33-28 W
F.28	Duke	35-30 W

2014 - 2015 KENTUCKY MEN'S BASKETBALL

M.2	Florida	56-35	W
M.3	Maryland	27-29	L
679-469			
—Leading Scorers—			
Carey Spicer (Sr. F)		10.6	
Louis McGinnis (Sr. F)		9.6	
George Yates (Jr. C)		7.0	
Aggie Sale (So. C-F)		5.6	
Jake Bronston (Jr. G)		3.9	

1931-32 (15-2)

Coach: Adolph Rupp
 Captain: Ellis Johnson

D.15	GEORGETOWN	66-24	W
D.18	CARNEGIE TECH	36-34	W
D.23	BEREA	52-27	W
D.30	MARSHALL	46-16	W
J.2	CLEMSON	43-24	W
J.14	at Clemson	30-17	W
J.15	at Sewanee	30-20	W
J.16	at Tennessee	29-28	W
J.21	CHATTANOOGA	51-17	W
J.30	WASHINGTON & LEE	48-28	W
F.3	at Vanderbilt	61-37	W
F.6	DUKE	37-30	W
F.8	ALABAMA	50-22	W
F.13	TENNESSEE	41-27	W
F.20	VANDERBILT	31-32	L

Southern Conference Tournament (Atlanta)

F.26	Tulane	50-30	W
F.27	North Carolina	42-43	L
743-456			

—Leading Scorers—

Aggie Sale (Jr. F)	13.6
John DeMoisey (So. C-F)	10.0
Darrell Darby (Jr. F)	8.4
Howard Kreuter (Jr. F)	3.9
Ellis Johnson (Jr. G)	3.6

1932-33 (21-3, 8-0 SEC)

SEC Champions; SEC Tournament Champions
 Coach: Adolph Rupp
 Captain: Forest Sale

D.9	ALUMNI	52-17	W
D.12	GEORGETOWN	62-21	W
D.17	1 Marshall	57-23	W
D.20	TULANE	53-17	W
D.21	TULANE	42-11	W
D.30	at Chicago	58-26	W
J.2	OHIO STATE	30-46	L
J.6	at Creighton	32-26	W
J.7	at Creighton	22-34	L
J.10	SOUTH CAROLINA	44-36	W
J.14	at Tennessee	42-21	W
J.16	CLEMSON	67-18	W
J.28	TENNESSEE	44-23	W
J.31	at Vanderbilt	40-29	W
F.1	at Clemson	42-32	W
F.2	at South Carolina	38-44	L
F.6	MEXICO	81-22	W
F.11	GEORGIA TECH	45-22	W
F.13	2 Alabama	35-31	W
F.18	VANDERBILT	45-28	W

SEC Tournament (Atlanta)

F.24	3 Ole Miss	49-31	W
F.25	3 Florida	48-24	W
F.27	3 LSU	51-38	W
F.28	3 Mississippi State	46-27	W
1125-647			

- 1 Ashland High School Gymnasium (Ashland, Ky.)
- 2 Birmingham Athletic Club (Birmingham, Ala.)
- 3 Atlanta Memorial Auditorium (Atlanta)

—Leading Scorers—

Aggie Sale (Sr. C-F)	13.8
John DeMoisey (Jr. C-F)	12.0
Bill Davis (Jr. G)	7.0
Darrell Darby (Sr. F)	4.0
Ellis Johnson (Sr. G)	3.8

1933-34 (16-1, 11-0 SEC)

Coach: Adolph Rupp
 Captain: John DeMoisey

D.5	ALUMNI	53-20	W
D.9	GEORGETOWN	41-12	W
D.14	MARSHALL	48-26	W
D.16	CINCINNATI	31-25	W
D.21	at Tulane	32-22	W
D.22	* at Tulane	42-29	W
J.12	* at Sewanee	55-16	W
J.13	* at Tennessee	44-23	W

J.19	CHATTANOOGA	47-20	W
J.27	* TENNESSEE	53-26	W
F.1	* ALABAMA	33-28	W
F.2	* at Vanderbilt	48-26	W
F.8	* ALABAMA	26-21	W
F.10	* GEORGIA TECH	49-25	W
F.15	* SEWANEE	60-15	W
F.17	* VANDERBILT	47-27	W

SEC Tournament (Atlanta)

F.24	2 Florida	32-38	L
741-399			
1 Birmingham Athletic Club (Birmingham, Ala.)			
2 Atlanta Memorial Auditorium (Atlanta)			

—Leading Scorers—

John "Frenchy" DeMoisey (Sr. C)	12.5
Bill Davis (Sr. G)	8.3
Dave Lawrence (Jr. F)	7.9
Garland Lewis (So. C)	4.9
Jack Tucker (Jr. F)	3.0

1934-35 (19-2, 11-0 SEC)

SEC Co-Champions
 Coach: Adolph Rupp
 Captain: Dave Lawrence and Jack Tucker

D.10	ALUMNI	55-8	W
D.13	OGLETHORPE	81-12	W
D.21	* at Tulane	38-9	W
D.22	* at Tulane	52-12	W
J.2	CHICAGO	42-16	W
J.5	at New York U.	22-23	L
J.14	CHATTANOOGA	66-19	W
J.18	* TULANE	63-22	W
J.19	* TULANE	55-12	W
J.26	* TENNESSEE	48-21	W
F.1	* ALABAMA	33-26	W
F.2	* at Vanderbilt	58-22	W
F.5	* at Xavier	40-27	W
F.9	* GEORGIA TECH	57-30	W
F.11	* ALABAMA	25-16	W
F.13	at Michigan State	26-32	L
F.16	* at Tennessee	38-36	W
F.22	CREIGHTON	63-42	W
F.23	CREIGHTON	24-13	W
M.2	* VANDERBILT	53-19	W
M.7	XAVIER	46-29	W
985-446			

—Leading Scorers—

Leroy Edwards (So. C)	16.3
Dave Lawrence (Jr. F)	9.1
Garland Lewis (Jr. C-F)	5.8
Jack Tucker (Sr. F)	3.7
Warfield Donohue (So. G)	3.5

1935-36 (15-6, 6-2 SEC)

Coach: Adolph Rupp
 Captain: Milder Anderson

D.6	GEORGETOWN	42-17	W
D.17	BEREA	58-30	W
D.23	PITTSBURGH	35-17	W
J.8	at New York U.	28-41	L
J.14	at Xavier	36-32	W
J.17	* TULANE	49-24	W
J.18	* TULANE	39-21	W
J.21	MICHIGAN STATE	27-19	W
J.25	* TENNESSEE	40-31	W
F.1	* at Vanderbilt	24-33	L
F.3	* at Alabama	32-30	W
F.7	* ALABAMA	40-34	W
F.10	at Notre Dame	20-41	L
F.11	at Butler	39-28	W
F.15	* at Tennessee	28-39	L
F.18	XAVIER	49-40	W
F.21	CREIGHTON	68-38	W
F.22	CREIGHTON	29-31	L
F.24	* VANDERBILT	61-41	W

SEC Tournament (Knoxville, Tenn.)

F.28	1 Mississippi State	41-39	W
F.29	1 at Tennessee	28-39	L
813-587			

1 Alumni Memorial Gymnasium (Knoxville, Tenn.)

—Leading Scorers—

Ralph Carlisle (So. F)	11.5
Joe Hagan (So. F)	8.0
Garland Lewis (Sr. C)	7.5
Warfield Donohue (Jr. G)	3.0
J. Rice Walker (So. C-F)	2.4

1936-37 (17-5, 5-3 SEC)

SEC Champions; SEC Tournament Champions
 Coach: Adolph Rupp
 Captain: Warfield Donohue

D.9	GEORGETOWN	46-21	W
D.12	BEREA	70-26	W
D.15	at Xavier	OT 34-28	W
D.21	CENTENARY	37-19	W
J.2	MICHIGAN STATE	28-21	W
J.5	1 Notre Dame	28-41	L
J.8	CREIGHTON	59-36	W
J.14	at Michigan State	23-24	L
J.16	2 Akron	32-22	W
J.23	* TENNESSEE	43-26	W
J.30	* at Vanderbilt	41-26	W
F.1	3*Alabama	38-27	W
F.3	* at Tulane	28-35	L
F.4	* at Tulane	28-25	W
F.8	MEXICO	58-30	W
F.10	* ALABAMA	31-34	L
F.13	* at Tennessee	24-26	L
F.20	* VANDERBILT	51-19	W
F.22	XAVIER	23-15	W

SEC Tournament (Knoxville, Tenn.)

F.26	4 LSU	57-37	W
F.27	4 Georgia Tech	40-30	W
M.1	4 at Tennessee	39-25	W
858-593			

1 Jefferson County Armory (Louisville, Ky.)
 2 Schmidt Fieldhouse (Cincinnati, Ohio)
 3 Birmingham Athletic Club (Birmingham, Ala.)
 4 Alumni Memorial Gymnasium (Knoxville, Tenn.)

—Leading Scorers—

Ralph Carlisle (Jr. F)	9.9
Joe Hagan (Jr. F)	7.3
Homer Thompson (So. C)	4.9
Walter Hodge (Sr. G)	3.7
Bernie Opper (So. G)	3.5

1937-38 (13-5, 6-0 SEC)

Coach: Adolph Rupp
 Captain: J. Rice Walker

D.15	BEREA	69-35	W
D.18	CINCINNATI	38-21	W
D.22	CENTENARY	35-25	W
D.29	1 Pittsburgh	40-29	W
J.8	at Michigan State	38-43	L
J.10	at Detroit	26-34	L
J.15	at Notre Dame	37-47	L
J.22	* TENNESSEE	52-27	W
J.29	* at Vanderbilt	42-19	W
J.31	2*Alabama	57-31	W
F.5	at Xavier	32-39	L
F.7	MICHIGAN STATE	44-27	W
F.12	* ALABAMA	28-21	W
F.14	MARQUETTE	35-33	W
F.17	XAVIER	45-29	W
F.21	* VANDERBILT	48-24	W
F.26	* at Tennessee	29-26	W

SEC Tournament (Baton Rouge, La.)

M.3	3 Tulane	36-38	L
731-512			

1 Sugar Bowl Classic (Municipal Auditorium, New Orleans, La.)
 2 Birmingham City Auditorium (Birmingham, Ala.)
 3 Huey Long Fieldhouse (Baton Rouge, La.)

—Leading Scorers—

Joe Hagan (Sr. F)	10.1
Fred Curtis (Jr. F)	6.3
Bernie Opper (Jr. G)	5.6
Homer Thompson (Jr. C)	4.9
Mickey Rouse (So. G)	4.4

1938-39 (16-4, 5-2 SEC)

SEC Champions; SEC Tournament Champions
 Coach: Adolph Rupp
 Captain: Bernard Opper

D.2	GEORGETOWN	39-19	W
D.10	KENTUCKY WESLEYAN	57-18	W
D.17	CINCINNATI	44-27	W
D.21	WASHINGTON & LEE	67-47	W
J.4	at Long Island	34-52	L
J.6	at St. Joseph's	41-30	W
J.14	1 Notre Dame	37-42	L
J.21	* TENNESSEE	29-30	L
J.28	2*Alabama	38-41	L
J.30	* at Vanderbilt	51-37	W
F.4	Marquette	37-31	W

F.8	at Xavier	41-31	W
F.11	* ALABAMA	45-27	W
F.13	* MISSISSIPPI STATE	39-28	W
F.18	* at Tennessee	207 36-34	W
F.21	XAVIER	43-23	W
F.25	* VANDERBILT	52-27	W

SEC Tournament (Knoxville, Tenn.)

M.2	3 Ole Miss	49-30	W
M.3	3 LSU	53-34	W
M.4	3 at Tennessee	46-38	W
878-646			

- 1 Jefferson County Armory (Louisville, Ky.)
- 2 Birmingham City Auditorium (Birmingham, Ala.)
- 3 Alumni Memorial Gymnasium (Knoxville, Tenn.)

—Leading Scorers—

Fred Curtis (Sr. F)	9.2
Homer Thompson (Sr. C)	6.7
Keith Farnsley (So. F)	6.4
Mickey Rouse (Jr. G)	5.4
Marion Cluggish (Jr. C)	5.3

1939-40 (15-6, 4-4 SEC)

SEC Champions; SEC Tournament Champions; Sugar Bowl Champions
 Coach: Adolph Rupp
 Captain: Layton Rouse

D.9	BEREA	74-24	W
D.16	CINCINNATI	30-39	L
D.21	1 Clemson	55-31	W
D.27	2 Ohio State	36-30	W
J.1	KANSAS STATE	53-26	W
J.6	at Xavier	OT 42-41	W
J.8	WEST VIRGINIA	47-38	W
J.13	at Notre Dame	47-52	L
J.20	* TENNESSEE	35-26	W
J.27	3*Alabama	32-36	L
J.29	* at Vanderbilt	32-40	L
F.3	Marquette	51-45	W
F.10	* ALABAMA	46-18	W
F.12	XAVIER	37-29	W
F.13	* MISSISSIPPI STATE	45-37	W
F.17	* at Tennessee	23-27	L
F.19	* at Georgia Tech	39-44	L
F.24	* VANDERBILT	43-38	W

SEC Tournament (Knoxville, Tenn.)

F.29	4 Vanderbilt	44-34	W
M.1	4 at Tennessee	OT 50-29	W
M.2	4 Georgia	51-43	W
892-724			

1 American Enka Gymnasium (Asheville, N.C.)
 2 Sugar Bowl Classic (Municipal Auditorium, New Orleans)
 3 Birmingham City Auditorium (Birmingham, Ala.)
 4 Alumni Memorial Gymnasium (Knoxville, Tenn.)

—Leading Scorers—

Mickey Rouse (Sr. G)	8.3
Keith Farnsley (Jr. F)	7.2
Marion Cluggish (Sr. C)	7.2
Lee Huber (Jr. G)	5.4
Jim King (So. C)	3.9
Carl Combs (Jr. G)	3.9

1940-41 (17-8, 8-1 SEC)

Coach: Adolph Rupp
 Captain: Lee Huber

D.7	ALUMNI	62-25	W
D.12	WEST VIRGINIA	46-34	W
D.13	MARYVILLE	53-14	W
D.18	at Nebraska	39-40	L
D.19	at Creighton	45-54	L
D.20	at Kansas State	28-25	W
D.27	CENTENARY	70-18	W
D.30	1 Indiana	45-48	L
J.4	2 Notre Dame	47-48	L
J.9	at Xavier	48-43	W
J.11	at West Virginia	43-56	L
J.18	* at Tennessee	22-32	L
J.20	* at Georgia Tech	47-37	W
J.25	XAVIER	44-49	L
F.1	* at Vanderbilt	51-50	W
F.3	* at Alabama	38-36	W
F.8	* ALABAMA	46-38	W
F.10	* OLE MISS	60-41	W
F.15	* TENNESSEE	37-28	W
F.17	* GEORGIA TECH	60-41	W
F.24	* VANDERBILT	58-31	W

2014 - 2015 KENTUCKY MEN'S BASKETBALL

SEC Tournament (Louisville, Ky.)

F.27 2 Ole Miss	62-52	W
F.28 2 Tulane	59-30	W
M.1 2 Alabama	39-37	W
M.1 2 Tennessee	33-36	L
	1182-943	

1 Sugar Bowl Classic (Municipal Auditorium, New Orleans)
 2 Jefferson County Armory (Louisville, Ky.)

—Leading Scorers—

Jim King (Jr. C)	6.0
Lee Huber (Sr. G)	5.9
Keith Farnsley (Sr. F)	5.8
Mel Brewer (So. C)	5.1
Milt Ticco (So. C-F)	4.8

1941-42 (19-6, 6-2 SEC)

NCAA Final Four; SEC Champions; SEC Tournament Champions

Coach: Adolph Rupp
 Captain: Carl Staker

D.6 MIAMI, OHIO	35-21	W
D.13 at Ohio State	41-43	L
D.16 NEBRASKA	42-27	W
D.22 SOUTH CAROLINA	64-25	W
D.30 TEXAS A&M	49-29	W
J.2 WASHINGTON & LEE	62-32	W
J.10 at Xavier	40-39	W
J.17 * at Tennessee	40-46	L
J.19 * at Georgia	51-26	W
J.20 * at Georgia Tech	63-53	W
J.24 MEXICO	56-26	W
J.31 * GEORGIA	55-38	W
F.2 * at Alabama	35-41	L
F.7 at Notre Dame	43-46	L
F.9 * ALABAMA	50-34	W
F.14 * TENNESSEE	36-33	W
F.16 * GEORGIA TECH	57-51	W
F.21 XAVIER	44-36	W

SEC Tournament (Louisville, Ky.)

F.26 Florida	42-36	W
F.27 Ole Miss	59-32	W
F.28 Auburn	40-31	W
F.28 Alabama (finals)	36-34	W

Postseason Game (Louisville, Ky.)

M.14 Great Lakes Navy	47-58	L
-----------------------	-------	---

NCAA Tournament (New Orleans)

M.20 Illinois	46-44	W
M.21 Dartmouth	28-47	L
	1161-928	

—Leading Scorers—

Marvin Akers (Jr. G)	7.6
Mel Brewer (Jr. C)	7.0
Milt Ticco (Jr. F)	5.8
Ernal Allen (Sr. F)	4.9
Ken England (Jr. G)	4.9

1942-43 (17-6, 8-1 SEC)

Coach: Adolph Rupp
 Co-Captains: Marvin Akers and Melvin Brewer

D.12 CINCINNATI	61-39	W
D.19 WASHINGTON	45-38	W
D.23 1 Indiana	52-58	L
J.2 OHIO STATE	40-45	L
J.4 FORT KNOX	64-30	W
J.9 at Xavier	43-38	W
J.16 * at Tennessee	30-28	W
J.18 * at Georgia	60-28	W
J.19 * at Georgia Tech	38-36	W
J.23 1 Notre Dame	60-55	W
J.26 * VANDERBILT	39-38	W
J.30 * at Alabama	32-41	L
F.1 * at Vanderbilt	54-43	W
F.6 * ALABAMA	67-41	W
F.8 XAVIER	48-36	W
F.13 * TENNESSEE	53-29	W
F.15 * GEORGIA TECH	58-31	W
F.20 at DePaul	44-53	L

SEC Tournament (Louisville, Ky.)

F.25 1 Tulane	48-31	W
F.26 1 Georgia	59-30	W
F.27 1 Mississippi State	52-43	W
F.27 1 Tennessee	30-33	L

Postseason Game (Louisville, Ky.)

M.6 1 Great Lakes Navy	39-53	L
	1116-897	

1 Jefferson County Armory (Louisville, Ky.)

—Leading Scorers—

Milt Ticco (Sr. F)	10.1
Mel Brewer (Sr. C)	8.3
Marvin Akers (Sr. G)	7.1
Mulford Davis (So. F)	7.1
Kenny Rollins (So. G)	5.3

1943-44 (19-2)

SEC Champions; SEC Tournament Champions

Coach: Adolph Rupp

D.1 FORT KNOX	51-18	W
D.4 BEREA (Naval V-12)	54-40	W
D.11 1 Indiana	66-41	W
D.13 at Ohio State	40-28	W
D.18 CINCINNATI	58-30	W
D.20 at Illinois	41-43	L
D.28 2 Carnegie Tech	61-14	W
D.30 at St. John's	44-38	W
J.8 1 Notre Dame	55-54	W
J.15 WRIGHT FIELD	61-28	W
J.31 FORT KNOX A.R.C.	76-48	W
F.4 DePAUW	38-35	W
F.7 ILLINOIS	51-40	W
F.12 at Cincinnati	38-34	W
F.26 OHIO	51-35	W

SEC Tournament (Louisville, Ky.)

M.2 1 Georgia	57-29	W
M.3 1 LSU	55-28	W
M.4 1 Tulane	62-46	W

NIT (New York)

M.20 2 Utah	46-38	W
M.22 2 St. John's	45-48	L
M.24 2 Oklahoma State (cons.)	45-29	W
	1095-724	

1 Jefferson County Armory (Louisville, Ky.)
 2 Madison Square Garden (New York)

—Leading Scorers—

Bob Brannum (Fr. C)	12.1
Jack Tingle (Fr. F)	8.4
Jack Parkinson (Fr. G)	7.0
Wilbur Schu (So. G)	6.2
Tom Moseley (So. G)	4.2

1944-45 (22-4, 4-1 SEC)

SEC Champions; SEC Tournament Champions

Coach: Adolph Rupp

D.2 FORT KNOX	56-23	W
D.4 BEREA	56-32	W
D.9 CINCINNATI	66-24	W
D.16 1 Indiana	61-43	W
D.23 OHIO STATE	OT 53-48	W
D.26 2 Wyoming	50-46	W
D.30 at Temple	45-44	W
J.1 at Long Island	OT 62-52	W
J.6 OHIO	59-46	W
J.8 ARKANSAS STATE	75-6	W
J.13 MICHIGAN STATE	66-35	W
J.20 * at Tennessee	34-35	L
J.22 * at Georgia Tech	64-58	W
J.27 1 Notre Dame	OT 58-59	L
J.29 * GEORGIA	73-37	W
F.3 * GEORGIA TECH	51-32	W
F.5 at Michigan State	50-66	L
F.17 * TENNESSEE	40-34	W
F.19 at Ohio	61-38	W
F.24 at Cincinnati	65-35	W

SEC Tournament (Louisville, Ky.)

M.1 1 Florida	57-35	W
M.2 1 LSU	68-37	W
M.3 1 Alabama	52-41	W
M.3 1 Tennessee	39-35	W

NCAA Tournament (New York)

M.22 3 Ohio State	37-45	L
M.24 3 Tufts (consolation)	66-56	W
	1464-1042	

1 Jefferson County Armory (Louisville, Ky.)
 2 Buffalo Memorial Auditorium (Buffalo, N.Y.)
 3 Madison Square Garden (New York)

—Leading Scorers—

Alex Groza (Fr. C)	16.5
Jack Tingle (So. F)	11.5
Jack Parkinson (So. G)	10.4
Wilbur Schu (Jr. F)	8.0
Kenton Campbell (Fr. C)	6.3

1945-46 (28-2, 6-0 SEC)

NIT Champions; SEC Champions; SEC Tournament Champions

Coach: Adolph Rupp
 Captain: Jack Parkinson

D.1 FORT KNOX	59-34	W
D.7 WESTERN ONTARIO	51-42	W
D.8 WESTERN ONTARIO	71-28	W
D.15 CINCINNATI	67-31	W
D.18 ARKANSAS	67-42	W
D.21 OKLAHOMA	43-33	W
D.29 at St. John's	73-59	W
J.1 at Temple	45-53	L
J.5 OHIO	57-48	W
J.7 FORT BENNING	81-25	W
J.12 at Michigan State	55-44	W
J.14 at Xavier	62-36	W
J.19 * at Tennessee	50-32	W
J.21 * at Georgia Tech	68-43	W
J.26 1 Notre Dame	47-56	L
J.28 * GEORGIA TECH	54-26	W
F.5 MICHIGAN STATE	59-51	W
F.4 * at Vanderbilt	59-37	W
F.9 2* Vanderbilt	64-31	W
F.16 * TENNESSEE	54-34	W
F.19 at Ohio	60-52	W
F.23 XAVIER	83-40	W

SEC Tournament (Louisville, Ky.)

F.28 1 Auburn	69-24	W
M.1 1 Florida	69-32	W
M.2 1 Alabama	59-30	W
M.2 1 LSU	59-36	W

Postseason Game (Louisville, Ky.)

M.9 1 Temple	54-43	W
--------------	-------	---

NIT (New York)

M.16 3 Arizona	77-53	W
M.18 3 West Virginia	59-51	W
M.20 3 Rhode Island (finals)	46-45	W
	1821-1194	

1 Jefferson County Armory (Louisville, Ky.)
 2 Paducah Tilghman Gym (Paducah, Ky.)
 3 Madison Square Garden (New York)

—Leading Scorers—

Jack Parkinson (8-0 Jr. G)	11.3
Wallace Jones (6-4 Fr. F)	9.7
Ralph Beard (5-10 Fr. G)	9.3
Jack Tingle (6-3 Jr. F)	9.2
Wilbur Schu (6-4 Sr. F)	7.7

1946-47 (34-3, 11-0 SEC)

SEC Champions; SEC Tournament Champions

Coach: Adolph Rupp
 Captain: Ken Rollins

N.28 INDIANA CENTRAL	78-36	W
N.30 * TULANE	64-35	W
D.2 FORT KNOX	68-31	W
D.7 at Cincinnati	80-49	W
D.9 IDAHO	65-35	W
D.12 1 DePaul	65-45	W
D.14 TEXAS A&M	83-18	W
D.16 MIAMI, OHIO	62-49	W
D.21 2 St. John's	70-50	W
D.23 BAYLOR	75-34	W
D.28 WABASH	96-24	W
D.30 3 Oklahoma State	31-37	L
J.4 OHIO	46-36	W
J.11 Dayton U.	70-29	W
J.13 * at Vanderbilt	82-30	W
J.18 * at Tennessee	54-39	W
J.20 * at Georgia Tech	70-47	W
J.21 * at Georgia	84-45	W
J.25 XAVIER	71-34	W
J.27 MICHIGAN STATE	86-36	W
F.1 1 Notre Dame	60-30	W
F.3 * at Alabama	48-37	W
F.8 at DePaul	47-53	L
F.10 * GEORGIA	81-40	W
F.15 * TENNESSEE	61-46	W
F.17 * ALABAMA	63-33	W
F.19 at Xavier	58-31	W
F.21 * VANDERBILT	84-41	W
F.22 * GEORGIA TECH	83-46	W

SEC Tournament (Louisville, Ky.)

F.27 1 Vanderbilt	98-29	W
F.28 1 Auburn	84-18	W
M.1 1 Georgia Tech	75-53	W
M.1 1 Tulane	55-38	W

Postseason Game (Louisville, Ky.)

M.8 1 Temple	68-29	W
--------------	-------	---

NIT (New York)

M.17 2 Long Island	66-62	W
M.19 2 North Carolina State	60-42	W
M.24 2 Utah	45-49	L
	2536-1416	

1 Jefferson County Armory (Louisville, Ky.)
 2 Madison Square Garden (New York)
 3 Sugar Bowl Classic (Municipal Auditorium, New Orleans)

—Leading Scorers—

Ralph Beard (5-10 So. G)	10.9
Alex Groza (6-7 So. C-F)	10.6
Kenneth Rollins (6-0 Jr. G)	8.4
Joe Holland (6-4 Sr. F)	6.2
Wallace Jones (6-4 So. C)	5.9

1947-48 (36-3, 9-0 SEC)

World Champions (Olympic Games); National Champions; SEC Champions; SEC Tournament Champions; World Champions (Olympic Games);

National Champions; SEC Champions; SEC Tournament Champions

Coach: Adolph Rupp
 Captain: Kenneth Rollins

N.29 INDIANA CENTRAL	80-41	W
D.1 FORT KNOX	80-41	W
D.5 TULSA	72-18	W
D.6 TULSA	71-22	W
D.10 1 DePaul	74-50	W
D.13 at Cincinnati	67-31	W
D.17 XAVIER	79-37	W
D.20 at Temple	59-60	L
D.23 at St. John's	52-40	W
J.2 1 Creighton	65-23	W
J.3 WESTERN ONTARIO	98-41	W
J.5 at Miami, Ohio	67-53	W
J.10 at Michigan State	47-45	W
J.12 at Ohio	79-57	W
J.17 * at Tennessee	65-54	W
J.19 * at Georgia Tech	71-56	W
J.20 * at Georgia	88-51	W
J.24 CINCINNATI	70-43	W
J.31 at DePaul	68-51	W
F.2 at Notre Dame	55-64	L
F.5 * at Alabama	41-31	W
F.7 2 Washington, St. Louis	69-39	W
F.9 * at Vanderbilt	82-51	W
F.14 * TENNESSEE	69-42	W
F.16 * ALABAMA	63-33	W
F.20 * VANDERBILT	79-43	W
F.21 * GEORGIA TECH	78-54	W
F.24 1 Temple	58-38	W
F.28 at Xavier	59-37	W

SEC Tournament (Louisville, Ky.)

M.4 1 Florida	87-31	W
M.5 1 LSU	63-47	W
M.6 1 Tennessee	70-47	W
M.6 1 Georgia Tech (finals)	54-43	W

NCAA Tournament (New York)

M.18 3 Columbia	76-53	W
M.20 3 Holy Cross	60-52	W
M.23 3 Baylor	58-42	W

Olympic Trials (New York)

Louisville	91-57	W
M.29 Baylor	77-59	W

(Championship Collegiate Bracket)

M.31 PHILLIPS OILERS (AAU CHAMPS)	49-53	L
	2690-1730	

1 Jefferson County Armory (Louisville, Ky.)
 2 Ellis Auditorium (Memphis, Tenn.)
 3 Madison Square Garden (New York)

Olympic Team Exhibition Games

UK vs. Phillips Oilers

Jun30 at Tulsa, Okla.	52-60	L
Jul2 at Kansas City, Mo.	20T 70-69W	
Jul7 at Lexington, Ky.	50-56	L

Olympic Games (London, England)

Jul30 Switzerland	86-21	W
Aug2 Czechoslovakia	53-28	W
Aug3 Argentina	59-57	W
Aug4 Egypt	66-28	W
Aug6 Peru	61-33	W
Aug9 Uruguay	63-28	W
Aug11 Mexico	71-40	W
Aug13 France (Gold Medal game)	65-21	W

World Champions

2014 - 2015 KENTUCKY MEN'S BASKETBALL

—Leading Scorers—

Alex Groza (6-7 Jr. C)	12.5
(488 TP in 39 games)	
Ralph Beard (6-10 Jr. G)	12.5
Wallace Jones (6-4 Jr. C-F)	9.3
James Line (6-2 So. F)	6.9
Kenneth Rollins (6-0 Sr. G)	6.6

1948-49 (32-2, 13-0 SEC)

National Champions; SEC Champions; SEC Tournament Champions; Ranked 1st AP; Loser NIT in attempted "Grand Slam"

Coach: Adolph Rupp

N.29 INDIANA CENTRAL	74-38	W
D.8 1 DePaul	67-36	W
D.10 TULSA	81-27	W
D.13 ARKANSAS	76-39	W
D.16 at Holy Cross	51-48	W
D.18 at St. John's	57-30	W
D.22 1 Tulane	51-47	W
D.29 2 Tulane	78-47	W
D.30 2 Saint Louis	40-42	L
J.11 3 Bowling Green	63-61	W
J.15 * at Tennessee	66-51	W
J.17 * at Georgia Tech	56-45	W
J.22 at DePaul	2/NR	56-45
J.29 1 Notre Dame	2/NR	62-38
J.31 * at Vanderbilt	2/NR	72-50
F.2 * at Alabama	1/NR	56-40
F.3 4 Ole Miss	1/NR	75-45
F.5 5 Bradley	1/18	62-52
F.8 * TENNESSEE	1/NR	71-56
F.12 XAVIER	1/NR	96-50
F.14 * ALABAMA	1/NR	74-32
F.16 * OLE MISS	1/NR	85-31
F.19 * GEORGIA TECH	1/NR	78-32
F.21 * GEORGIA	1/NR	95-40
F.24 at Xavier	1/NR	51-40
F.26 * VANDERBILT	1/NR	70-37

SEC Tournament (Louisville, Ky.)

M.3 1 Florida	1/NR	73-36	W
M.4 1 Auburn	1/NR	70-39	W
M.5 1 Tennessee	1/NR	83-44	W
M.5 1 Tulane	1/7	68-52	W

NIT (New York)

M.14 6 Loyola, Chicago	1/16	56-67	L
------------------------	------	-------	---

NCAA Eastern Regional (New York)

M.21 6 Villanova	1/5	85-72	W
M.22 6 Illinois	1/4	76-47	W

NCAA Finals (Seattle)

M.26 7 Oklahoma State	1/2	46-36	W
		2320-1492	

- Jefferson County Armory (Louisville, Ky.)
- Sugar Bowl Classic (Municipal Auditorium, New Orleans)
- Cleveland Arena (Cleveland, Ohio)
- Ellis Auditorium (Memphis, Tenn.)
- Owensboro Sportscenter (Owensboro, Ky.)
- Madison Square Garden (New York)
- Edmundson Pavilion (Seattle)

—Leading Scorers—

Alex Groza (6-7 Sr. C)	20.5
Ralph Beard (5-10 Sr. G)	10.8
Wallace Jones (6-4 Sr. F-C)	8.6
Cliff Barker (6-2 Sr. G-F)	7.3
Dale Barnstable (6-3 Jr. F-G)	6.1

1949-50 (25-5, 11-2 SEC)

SEC Champions; SEC Tournament Champions; Sugar Bowl Champions; Ranked 3rd AP

Coach: Adolph Rupp
Captain: Dale Barnstable

D.3 INDIANA CENTRAL	84-61	W
D.10 WESTERN ONTARIO	90-18	W
D.15 at St. John's	58-89	L
D.21 1 DePaul	49-47	W
D.23 at Purdue	60-54	W
D.29 2 Villanova	OT 57-56	W
D.30 2 Bradley (finals)	71-66	W
J.2 3 Arkansas	57-53	W
J.4 4 Mississippi State	87-55	W
J.9 NORTH CAROLINA	2/NR	83-44
J.14 * at Tennessee	2/NR	53-66
J.16 * at Georgia Tech	2/NR	61-47
J.17 * at Georgia	5/NR	60-71
J.21 at DePaul	5/NR	86-53
J.23 at Notre Dame	5/NR	51-64
J.26 at Xavier	4/NR	58-47
J.28 * GEORGIA	4/NR	88-56
J.30 * at Vanderbilt	4/NR	58-54
F.2 * at Alabama	6/NR	66-64

F.4 5 Ole Miss	6/NR	61-55	W
F.11 * TENNESSEE	7/NR	79-52	W
F.13 * ALABAMA	7/NR	77-57	W
F.15 * OLE MISS	5/NR	90-50	W
F.18 * GEORGIA TECH	5/NR	97-62	W
F.23 XAVIER	5/NR	58-53	W
F.25 * VANDERBILT	5/NR	70-66	W

SEC Tournament (Louisville, Ky.)

M.3 1 Mississippi State	4/NR	56-46	W
M.4 1 Georgia	4/NR	79-63	W
M.4 1 Tennessee	4/NR	95-58	W

NIT (New York)

M.14 6 CCNY	3/NR	50-89	L
		2089-1696	

- Jefferson County Armory (Louisville, Ky.)
 - Sugar Bowl Classic (Municipal Auditorium, New Orleans)
 - Little Rock, Ark.
 - Owensboro Sportscenter (Owensboro, Ky.)
 - Ellis Auditorium (Memphis, Tenn.)
 - Madison Square Garden (New York)
- Leading Scorers—
- | | |
|-----------------------------|------|
| Bill Spivey (7-0 So. C) | 19.3 |
| Jim Line (6-2 Sr. F) | 13.1 |
| Walt Hirsch (6-4 Jr. F) | 9.9 |
| Bobby Watson (5-10 So. G) | 7.5 |
| Dale Barnstable (6-3 Sr. G) | 5.9 |

MEMORIAL COLISEUM ERA (1950-1975)

1950-51 (32-2, 14-0 SEC)

National Champions; SEC Champions; Ranked 1st AP, 1st UPI

Coach: Adolph Rupp
Captain: Walt Hirsch

D.1 WEST TEXAS STATE	73-43	W
D.9 PURDUE	70-52	W
D.12 at Xavier	67-56	W
D.14 * FLORIDA	85-37	W
D.16 KANSAS	68-39	W
D.23 at St. John's	1/13	43-37
D.29 1 Saint Louis	1/NR	OT 42-43
D.30 1 Syracuse	1/NR	69-59
J.5 * AUBURN	3/NR	79-35
J.8 DePAUL	3/NR	63-55
J.13 * ALABAMA	3/NR	65-48
J.15 NOTRE DAME	3/NR	69-44
J.20 * at Tennessee	2/NR	70-45
J.22 * at Georgia Tech	2/NR	82-61
J.27 * at Vanderbilt	1/NR	74-49
J.29 * at Tulane	1/NR	104-68
J.31 * at LSU	1/NR	81-59
F.2 * at Mississippi State	1/NR	80-60
F.3 2 Ole Miss	1/NR	86-39
F.9 * GEORGIA TECH	1/NR	75-42
F.13 XAVIER	1/NR	78-51
F.17 * TENNESSEE	1/NR	86-61
F.19 at DePaul	1/NR	60-57
F.23 * GEORGIA	1/NR	88-41
F.24 * VANDERBILT	1/NR	89-57

SEC Tournament (Louisville, Ky.)

M.1 3 Mississippi State	1/NR	92-70	W
M.2 3 Auburn	1/NR	84-54	W
M.3 3 Georgia Tech	1/NR	82-56	W
M.3 3 Vanderbilt	1/NR	57-61	L
M.13 LOYOLA, CHICAGO	1/NR	97-61	W

NCAA First Round (Raleigh, N.C.)

M.20 4 Louisville	1/NR	79-68	W
-------------------	------	-------	---

NCAA Eastern Regional (New York)

M.22 5 St. John's	1/9	59-43	W
M.24 5 Illinois	1/5	76-74	W

NCAA National Finals (Minneapolis)

M.27 6 Kansas State	1/4	68-58	W
		2540-1783	

- Sugar Bowl Classic (Municipal Auditorium, New Orleans)
 - Owensboro Sportscenter (Owensboro, Ky.)
 - Jefferson County Armory (Louisville, Ky.)
 - Reynolds Coliseum (Raleigh, N.C.)
 - Madison Square Garden (New York)
 - Williams Arena (Minneapolis)
- Exhibition Game
- | | | |
|---|-------|---|
| Apr.27 KY ALL-STAR | 92-49 | W |
| Puerto Rico Exhibition Tour | | |
| Aug.25 San German Ath. | 86-38 | W |
| Aug.26 Ponce Lions | 83-43 | W |
| Aug.27 San Turce | 93-40 | W |
| Aug.29 Univ. of Puerto Rico | 91-44 | W |
| Sep.2 U.S. Navy (called at half - rain) | 52-23 | W |
| Sep.3 Puerto Rico | 75-46 | W |
- (N1) Owensboro, Ky.

—Leading Scorers—

Bill Spivey (7-0 Jr. C)	19.2
Shelby Linville (6-5 Jr. F)	10.4
Bobby Watson (5-10 Jr. G)	10.4
Frank Ramsey (6-3 So. G)	10.1
Cliff Hagan (6-4 So. C)	9.2
Walt Hirsch (6-3 Sr. F)	9.1

1951-52 (29-3, 14-0 SEC)

SEC Champions; SEC Tournament Champions; Runner-Up Sugar Bowl;

Ranked 1st AP, 1st UPI
Coach: Adolph Rupp
Captain: Robert Watson

D.8 WASHINGTON & LEE	96-46	W
D.10 at Xavier	1/NR	97-72
D.13 at Minnesota	1/NR	57-61
D.17 ST. JOHN'S	2/1	81-40
D.20 DePAUL	2/NR	98-60
D.26 UCLA	1/16	84-53
D.28 1 Brigham Young	1/NR	84-64
D.29 1 Saint Louis	1/12	60-61
J.3 2 Ole Miss	4/NR	118-58
J.5 * LSU	4/NR	57-47
J.7 XAVIER	4/NR	83-50
J.12 * at Florida	3/NR	99-52
J.14 3 Georgia	3/NR	95-55
J.19 * at Tennessee	3/NR	65-56
J.21 * at Georgia Tech	3/NR	96-51
J.26 * at Alabama	3/NR	71-67
J.28 * at Vanderbilt	3/NR	88-51
J.30 * at Auburn	1/NR	88-48
F.2 4 Notre Dame	1/NR	71-66
F.4 * TULANE	1/NR	103-54
F.6 * OLE MISS	1/NR	81-61
F.9 * GEORGIA TECH	1/NR	93-42
F.11 * MISSISSIPPI STATE	1/NR	110-66
F.16 * TENNESSEE	1/NR	95-40
F.21 * VANDERBILT	1/NR	75-45
F.23 at DePaul	1/NR	63-61

SEC Tournament (Louisville, Ky.)

F.28 3 Georgia Tech	1/NR	80-59	W
F.29 3 Tulane	1/NR	85-61	W
M.1 3 Tennessee	1/NR	81-66	W
M.1 3 LSU	1/NR	44-43	W

NCAA Eastern Regional (Raleigh, NC)

M.21 5 Penn. State	1/NR	82-54	W
M.22 5 St. John's	1/10	57-64	L
		2635-1774	

- Sugar Bowl Classic (Municipal Auditorium, New Orleans)
- Owensboro Sportscenter (Owensboro, Ky.)
- Jefferson County Armory (Louisville, Ky.)
- Chicago Stadium (Chicago)
- Reynolds Coliseum (Raleigh, N.C.)

—Leading Scorers—

Cliff Hagan (6-4 Jr. C)	21.6
Frank Ramsey (6-3 Jr. G)	15.9
Bobby Watson (5-10 Sr. G)	13.1
Lou Tsioropoulos (6-5 Jr. F)	7.9
Lucian Whitaker (6-0 Sr. F)	7.8

1952-53 — NO SCHEDULE.

Under suspension by NCAA; Intra Squad Scrimmage Results

Coach: Adolph Rupp
Co-Captains: Cliff Hagan and Frank Ramsey

D.13 Varsity	76	Freshman	45
J.19 Ramsey's	71	Hagan's	50
F.4 Hagan's	68	Ramsey's	55
F.28 Blues	49	Whites	47
	264		197

1953-54 (25-0, 14-0 SEC)

SEC Champions; UKIT Champions; Ranked 1st AP, 2nd UPI;

Declined NCAA Berth
Coach: Adolph Rupp
Co-Captains: Cliff Hagan and Frank Ramsey

D.5 TEMPLE	86-59	W
D.12 at Xavier	2/NR	81-66
D.14 WAKE FOREST	2/NR	101-89
D.18 at Saint Louis	2/NR	71-59
D.21 1 DUKE	2/13	85-69
D.22 1 LASALLE	2/16	73-60
D.28 MINNESOTA	2/8	74-59
J.4 XAVIER	1/NR	77-71
J.9 * GEORGIA TECH	1/NR	105-53
J.11 DePAUL	1/NR	81-63
J.16 * TULANE	1/NR	94-43
J.23 * at Tennessee	1/NR	97-71
J.30 * at Vanderbilt	1/NR	85-63

F.2 2 Georgia Tech	1/NR	99-48	W
F.4 * GEORGIA	1/NR	106-55	W
F.6 3 Georgia	1/NR	100-68	W
F.8 * at Florida	1/NR	97-55	W
F.13 * OLE MISS	1/NR	88-62	W
F.15 * MISSISSIPPI STATE	1/NR	81-49	W
F.18 * TENNESSEE	2/NR	90-63	W
F.20 at DePaul	2/NR	76-61	W
F.22 * VANDERBILT	2/NR	100-64	W
F.27 4 Auburn	2/NR	109-79	W
M.1 * at Alabama	2/NR	68-43	W
M.9 5 LSU	1/8	63-56	W
		2187-1508	

- UK Invitation Tournament (Lexington, Ky.)
- Jefferson County Armory (Louisville, Ky.)
- Owensboro Sportscenter (Owensboro, Ky.)
- Garrett Coliseum (Montgomery, Ala.)
- SEC Playoff (Memorial Gym, Nashville, Tenn.) Kentucky and LSU tied for league title due to a schedule disagreement. Kentucky won but declined NCAA bid.

—Leading Scorers—

Cliff Hagan (6-4 Sr. C)	24.0
Frank Ramsey (6-3 Sr. G)	19.6
Lou Tsioropoulos (6-5 Sr. F)	14.5
Billy Evans (6-1 Jr. F)	8.4
Gayle Rose (6-0 Jr. G)	6.7

1954-55 (23-3, 12-2 SEC)

SEC Champions; UKIT Champions; Ranked 2nd AP, 2nd UPI

Coach: Adolph Rupp
Captain: Bill Evans

D.4 LSU	74-58	W
D.11 at Xavier	2/NR	73-69
D.18 TEMPLE	2/NR	79-61
D.21 1 UTAH	1/2	70-65
D.22 1 LASALLE	1/4	63-54
D.30 SAINT LOUIS	1/NR	82-65
J.1 at Temple	1/NR	101-69
J.8 * GEORGIA TECH	1/NR	58-59
J.10 DePAUL	1/NR	92-59
J.15 * at Tulane	1/NR	58-44
J.17 * at LSU	1/NR	64-62
J.22 * at Tennessee	1/NR	84-66
J.29 * at Vanderbilt	1/18	75-71
J.31 * at Georgia Tech	1/NR	59-65
F.3 * FLORIDA	1/NR	87-63
F.5 2 Ole Miss	1/NR	84-66
F.7 * at Mississippi State	1/NR	61-56
F.9 * GEORGIA	2/NR	86-40
F.14 XAVIER	2/NR	66-55
F.19 at DePaul	2/NR	76-72
F.21 * VANDERBILT	2/20	77-59
F.26 * AUBURN	2/NR	93-59
F.28 * ALABAMA	2/12	66-52
M.5 * TENNESSEE	2/NR	104-61

NCAA Eastern Regional (Evanston, IL)

M.11 3 Marquette	2/8	71-79	L
M.12 3 Penn State (consolation)	2/NR	84-59	W
		1987-1588	

- UK Invitation Tournament (Lexington, Ky.)
- Ellis Auditorium (Memphis, Tenn.)
- McGaw Memorial Hall (Evanston, Ill.)

—Leading Scorers—

Bob Burrow (6-7 Jr. C)	19.0
Billy Evans (6-1 Jr. F)	13.9
Phil Grawemeyer (6-7 Jr. F)	13.0
Jerry Bird (6-6 Jr. F)	10.7
Gayle Rose (6-0 Sr. G)	7.4

1955-56 (20-6, 12-2 SEC)

UKIT Runner-Up; Ranked 9th AP; 12th UPI

Coach: Adolph Rupp
Captain: Phil Grawemeyer

D.3 at LSU	62-52	W
D.10 TEMPLE	2/NR	61-73
D.12 DePAUL	2/NR	71-69
D.15 at Maryland	12/NR	62-61
D.17 IDAHO	12/NR	91-49
D.20 1 MINNESOTA	9/NR	72-65
D.21 1 DAYTON	9/14	74-89
D.28 at Saint Louis	13/NR	101-80
J.7 * GEORGIA TECH	6/NR	104-51
J.12 * TULANE	5/NR	85-63
J.14 * LSU	5/NR	107-65
J.21 * at Tennessee	4/NR	95-68
J.28 * at Vanderbilt	3/7	73-81
J.30 * at Georgia Tech	3/NR	84-62
F.1 DUKE	8/10	81-76
F.4 2 Auburn	8/NR	82-81

2014 - 2015 KENTUCKY MEN'S BASKETBALL

F.6	*	at Florida	8/NR	81-70	W
F.11	*	OLE MISS	7/NR	88-49	W
F.13	*	MISSISSIPPI STATE	7/NR	86-65	W
F.18		at DePaul	7/NR	79-81	L
F.20	*	VANDERBILT	7/6	76-55	W
F.25	2*	Alabama	8/7	77-101	L
F.27	3*	Georgia	8/NR	143-66	W
M.3	*	TENNESSEE	12/NR	101-77	W
NCAA Eastern Regional (Iowa City, Iowa)					
M.16	3	Wayne	9/NR	84-64	W
M.17	3	at Iowa	9/5	77-89	L
2197-1802					
1 UK Invitation Tournament (Lexington, Ky.)					
2 Garrett Coliseum (Montgomery, Ala.)					
3 Jefferson County Armory (Louisville, Ky.)					
3 Iowa Fieldhouse (Iowa City, Iowa)					

—Leading Scorers—

Bob Burrow (6-7 Sr. C)	21.1
Jerry Bird (6-6 Sr. F)	16.2
Vernon Hatton (6-3 So. G)	13.3
Gerry Calvert (5-11 Jr. G)	11.2
Phil Grawmeyer (6-7 Sr. F)	8.4

1956-57 (23-5, 12-2 SEC)

SEC Champions; UKIT Champions; Sugar Bowl Champions;
Ranked 3rd AP, 3rd UPI
Coach: Adolph Rupp

Honorary Co-Captains: Ed Beck and Gerry Calvert

D.1	WASHINGTON & LEE	94-66	W		
D.3	MIAMI, FLA.	114-75	W		
D.8	at Temple	73-58	W		
D.10	SAINT LOUIS	70-71	L		
D.15	MARYLAND	3/NR 76-55	W		
D.18	at Duke	7/13 84-85	L		
D.21	1 SMU	7/4 73-67	W		
D.22	1 ILLINOIS	7/5 91-70	W		
D.28	2 Virginia Tech	3/NR 56-55	W		
D.29	2 Houston	3/NR 111-76	W		
J.5	* GEORGIA TECH	3/NR 95-72	W		
J.7	LOYOLA, CHICAGO	3/NR 81-62	W		
J.12	* at LSU	3/NR 51-46	W		
J.14	* at Tulane	3/NR 60-68	L		
J.19	* at Tennessee	4/NR 97-72	W		
J.26	* at Vanderbilt	5/13 91-83	W		
J.28	* at Georgia Tech	5/NR 76-65	W		
J.30	* GEORGIA	4/NR 84-53	W		
F.2	* FLORIDA	4/NR 88-61	W		
F.8	3*Ole Miss	3/NR 75-69	W		
F.11	* at Mississippi State	3/NR 81-89	L		
F.15	at Loyola, Chicago	3/NR 115-65	W		
F.18	* VANDERBILT	3/10 80-78	W		
F.23	* ALABAMA	3/NR 79-60	W		
F.25	* AUBURN	3/NR 103-85	W		
M.2	* TENNESSEE	3/NR 93-75	W		
NCAA Midwest Regional (Lexington, Ky.)					
M.15	PITTSBURGH	3/NR 98-92	W		
M.16	MICHIGAN STATE	3/11 88-80	L		
2357-1953					
1 UK Invitation Tournament (Lexington, Ky.)					
2 Sugar Bowl Classic (Loyola Fieldhouse, New Orleans)					
3 Ellis Auditorium (Memphis, Tenn.)					

—Leading Scorers—

Johnny Cox (6-4 So. F)	19.4
Gerry Calvert (5-11 Sr. G)	15.2
Vernon Hatton (6-3 Jr. G)	14.8
John Crigler (6-3 Jr. F)	10.3
Ed Beck (6-7 Jr. C)	9.5

1957-58 (23-6, 12-2 SEC)

National Champions; SEC Champions; Ranked 9th AP, 14th UPI
Coach: Adolph Rupp

Honorary Captain: Ed Beck

D.2	DUKE	78-74	W
D.4	at Ohio State	61-54	W
D.7	TEMPLE	3OT 85-83W	
D.9	at Maryland	62-71	L
D.14	at Saint Louis	3/9 73-60	W
D.16	at SMU	3/NR 64-65	L
D.20	1 WEST VIRGINIA	5/8 70-77	L
D.21	1 MINNESOTA	5/10 78-58	W
D.23	UTAH STATE	5/NR 92-64	W
D.30	LOYOLA, CHICAGO	9/NR 75-42	W
J.4	* GEORGIA TECH	10/NR 76-60	W
J.6	* at Vanderbilt	10/NR 86-81	W
J.11	LSU	9/NR 97-52	W
J.13	* TULANE	9/NR 86-50	W
J.18	* TENNESSEE	9/13 77-68	W
J.27	* at Georgia Tech	9/NR 52-71	L

J.29	2*Georgia	8/NR	74-55	W	
J.31	* at Florida	8/NR	78-56	W	
F.8	* OLE MISS	12/NR	96-65	W	
F.10	* MISSISSIPPI STATE	12/17	72-62	W	
F.15	at Loyola, Chicago	12/NR	56-57	L	
F.17	* VANDERBILT	12/NR	65-61	W	
F.22	3*Alabama	13/NR	OT 45-43	W	
F.24	4*Auburn	13/NR	63-64	L	
M.1	* at Tennessee	12/NR	77-66	W	
NCAA Midwest Regional (Lexington, Ky.)					
M.14	MIAMI, OHIO	9/NR	94-70	W	
M.15	NOTRE DAME	9/8	89-56	W	
NCAA Final Four (Louisville, Ky.)					
M.21	5 Temple	9/5	61-60	W	
M.22	5 Seattle	9/18	84-72	W	
2166-1817					
1 UK Invitation Tournament (Lexington, Ky.)					
2 Alexander Memorial Coliseum (Atlanta)					
3 Garrett Coliseum (Montgomery, Ala.)					
4 Birmingham City Auditorium (Birmingham, Ala.)					
5 Freedom Hall (Birmingham, Ala.)					

—Leading Scorers—

Vernon Hatton (6-3 Sr. G)	17.1
Johnny Cox (6-4 Jr. F)	14.9
John Crigler (6-3 Sr. F)	13.6
Adrian Smith (6-0 Sr. G)	12.4
Ed Beck (6-7 Sr. C)	5.6

1958-59 (24-3, 12-2 SEC)

UKIT Champions; Ranked 2nd in Polls

Coach: Adolph Rupp

Honorary Captain: Johnny Cox

D.1	FLORIDA STATE	91-68	W		
D.6	at Temple	76-71	W		
D.8	at Duke	78-64	W		
D.11	SMU	2/18 72-60	W		
D.13	SAINT LOUIS	2/9 76-57	W		
D.15	MARYLAND	2/NR OT 58-56	W		
D.19	1 OHIO STATE	2/NR 95-76	W		
D.20	1 WEST VIRGINIA	2/7 97-91	W		
D.29	NAVY	1/NR 82-69	W		
D.30	2 Illinois	1/NR 76-75	W		
J.3	* GEORGIA TECH	1/NR 72-62	W		
J.6	* at Vanderbilt	1/NR 66-75	L		
J.10	* at LSU	1/NR 76-61	W		
J.12	* at Tulane	1/NR 85-68	W		
J.17	* TENNESSEE	2/NR 79-58	W		
J.26	* at Georgia Tech	1/NR 94-70	W		
J.29	* GEORGIA	1/NR 108-55	W		
J.31	* FLORIDA	1/NR 94-51	W		
F.7	3*Ole Miss	1/NR 97-72	W		
F.9	* at Mississippi State	1/11 58-66	L		
F.14	4 Notre Dame	1/NR 71-52	W		
F.18	* VANDERBILT	3/NR 83-71	W		
F.21	* AUBURN	3/2 75-56	W		
F.23	* ALABAMA	3/NR 39-32	W		
F.28	* at Tennessee	1/NR 69-56	W		
NCAA Mideast Regional (Evanston, Ill.)					
M.13	5 Louisville	2/NR 61-76	L		
M.14	5 Marquette (consolation)	2/20 98-69	W		
2126-1737					
1 UK Invitation Tournament (Lexington, Ky.)					
2 Freedom Hall (Louisville, Ky.)					
3 Municipal Auditorium (Jackson, Miss.)					
4 Chicago Stadium (Chicago)					
5 McGaw Memorial Hall (Evanston, Ill.)					

—Leading Scorers—

Johnny Cox (6-4 Sr. F)	17.9
Billy Ray Lickert (6-3 So. G)	13.5
Bennie Coffman (6-0 Jr. G)	10.7
Don Mills (6-6 Jr. C)	10.5
Sid Cohen (6-1 Jr. G)	8.1
Dickie Parsons (5-10 So. G)	8.0

1959-60 (18-7, 10-4 SEC)

UKIT Runner Up

Coach: Adolph Rupp

Co-Captains: Bill Lickert and Don Mills

D.1	NORTHERN COLORADO	106-73..	
W			
D.4	UCLA	68-66	W
D.5	at Southern California	73-87	L
D.12	at Saint Louis	61-73	L
D.14	at Kansas	OT 77-72	W
D.18	1 NORTH CAROLINA	76-70	W
D.19	1 WEST VIRGINIA	70-79	L
D.22	2 Temple	13/NR 97-92	W
D.28	OHIO STATE	13/3 96-93	W

J.2	* GEORGIA TECH	13/10	54-62	L	
J.5	* at Vanderbilt	NR/NR	76-59	W	
J.9	* LSU	NR/NR	77-45	W	
J.11	* TULANE	NR/NR	68-42	W	
J.16	* at Tennessee	17/NR	78-68	W	
J.25	* at Georgia Tech	16/6	44-65	L	
J.27	3*Georgia	15/NR	84-60	W	
J.29	* at Florida	15/NR	75-62	W	
F.6	* OLE MISS	NR/NR	61-43	W	
F.8	* MISSISSIPPI STATE	NR/NR	90-59	W	
F.13	NOTRE DAME	NR/NR	68-65	W	
F.16	* VANDERBILT	NR/NR	68-60	W	
F.20	* at Auburn	NR/17	60-61	L	
F.22	4*Alabama	NR/NR	75-55	W	
F.27	* TENNESSEE	NR/NR	63-65	L	
M.5	PITTSBURGH	NR/NR	73-66	W	
1838-1642					
1 UK Invitation Tournament (Lexington, Ky.)					
2 Freedom Hall (Louisville, Ky.)					
3 Municipal Coliseum (Columbus, Ga.)					
4 Garrett Coliseum (Montgomery, Ala.)					

—Leading Scorers—

Billy Ray Lickert (6-3 Jr. f-G)	14.4
Don Mills (6-6 Sr. C-F)	12.7
Sid Cohen (6-1 Sr. G)	10.7
Bennie Coffman (6-0 Sr. G)	10.2
Ned Jennings (6-9 Jr. C)	8.8

1960-61 (19-9, 10-4 SEC)

UKIT Runner-Up; Ranked 18th UPI

Coach: Adolph Rupp

Captain: Dick Parsons

D.1	VMI	72-56	W		
D.3	FLORIDA STATE	58-63	L		
D.7	1 Notre Dame	68-62	W		
D.13	2 North Carolina	20/5 70-65	W		
D.17	at Temple	20/NR 58-66	L		
D.22	3 ILLINOIS	NR/NR 83-78	W		
D.21	3 SAINT LOUIS	NR/16 OT 72-74	L		
D.31	MISSOURI	NR/NR 81-69	W		
J.2	MIAMI, OHIO	19/NR 70-58	W		
J.7	* GEORGIA TECH	NR/NR 89-79	W		
J.9	* at Vanderbilt	NR/NR 62-64	L		
J.13	* at LSU	NR/NR 59-73	L		
J.14	* at Tulane	NR/NR 70-72	L		
J.21	* TENNESSEE	NR/NR 83-54	W		
J.30	* at Georgia Tech	NR/NR 60-62	L		
F.4	* FLORIDA	NR/NR 89-68	W		
F.7	* GEORGIA	NR/NR 74-67	W		
F.11	4*Ole Miss	NR/NR 74-60	W		
F.13	* at Mississippi State	NR/NR 68-62	W		
F.17	UCLA	NR/NR 77-76	W		
F.21	* VANDERBILT	NR/NR 60-59	W		
F.25	* ALABAMA	NR/NR 80-53	W		
F.27	* AUBURN	NR/NR 77-51	W		
M.4	* at Tennessee	NR/NR 68-61	W		
M.9	5 Vanderbilt	NR/NR 88-67	W		
M.11	6 Marquette	NR/NR 72-88	L		
NCAA Mideast Regional (Louisville, Ky.)					
M.17	1 Morehead State	NR/NR 71-64	W		
M.18	1 Ohio State	NR/1 74-87	L		
2027-1858					
1 Freedom Hall (Louisville, Ky.)					
2 Greensboro Coliseum (Greensboro, N.C.)					
3 UK Invitation Tournament (Lexington, Ky.)					
4 Municipal Auditorium (Jackson, Miss.)					
5 SEC Playoff (Knoxville, Tenn.) To determine SEC representative in NCAA Tournament after champion Mississippi State declined bid.					
6 Chicago Stadium (Chicago)					

—Leading Scorers—

Billy Ray Lickert (6-3 Sr. F-G)	16.0
Roger Newman (6-4 Sr. F-G)	14.1
Larry Pursiful (6-1 Jr. G)	13.4
Ned Jennings (6-9 Sr. C)	11.5
Carroll Burchett (6-4 Jr. F-C)	5.1

1961-62 (23-3, 13-1 SEC)

SEC Co-Champions; UKIT Champions; Ranked 3rd AP, 3rd UPI

Coach: Adolph Rupp

Captain: Larry Pursiful

D.2	MIAMI, OHIO	NR/NR	93-61	W
D.4	SOUTHERN CAL	NR/4	77-79	L
D.11	SAINT LOUIS	NR/NR	86-77	W
D.16	BAYLOR	NR/NR	94-60	W
D.18	TEMPLE	NR/NR	78-55	W
D.22	1 TENNESSEE	NR/NR	96-69	W
D.23	1 KANSAS STATE	NR/4	80-67	W

D.27	YALE	6/NR	79-58	W	
D.30	2 Notre Dame	6/NR	100-53	W	
J.2	VIRGINIA	3/NR	93-73	W	
J.6	* GEORGIA TECH	3/NR	89-70	W	
J.8	* at Vanderbilt	3/NR	77-68	W	
J.12	* LSU	3/NR	84-63	W	
J.15	* at Tennessee	3/NR	95-82	W	
J.29	* at Georgia Tech	2/NR	71-62	W	
J.31	3*Georgia	2/NR	86-59	W	
F.2	* at Florida	2/NR	81-69	W	
F.10	* OLE MISS	2/NR	83-60	W	
F.12	* MISSISSIPPI STATE	2/9	44-49	L	
F.19	* VANDERBILT	2/NR	87-80	W	
F.24	* at Alabama	3/NR	73-65	W	
F.26	* at Auburn	3/NR	63-60	W	
M.5	* TULANE	4/NR	97-72	W	
M.10	* TENNESSEE	4/NR	90-59	W	
NCAA Mideast Regional (Iowa City, Iowa)					
M.16	4 Butler	3/NR	81-60	W	
M.17	4 Ohio State	3/1	64-74	L	
2141-1704					
1 UK Invitation Tournament (Lexington, Ky.)					
2 Freedom Hall (Louisville, Ky.)					
3 Alexander Memorial Coliseum (Atlanta)					
4 Iowa Fieldhouse (Iowa City, Iowa)					

—Leading Scorers—

Cotton Nash (6-5 So. C-F)	23.4
Larry Pursiful (6-1 Sr. G)	19.1
Carroll Burchett (6-4 Sr. C-F)	11.2
Scotty Baesler (6-0 Jr. G)	10.9
Roy Roberts (6-4 Jr. F)	7.0

1962-63 (16-9, 8-6 SEC)

UKIT Champions

Coach: Adolph Rupp

Captain: Scotty Baesler

D.1	VIRGINIA TECH	3/NR	77-80	L
D.8	at Temple	9/NR	56-52	W
D.12	FLORIDA STATE	NR/NR	83-54	W
D.15	NORTHWESTERN	NR/NR	71-60	W
D.17	NORTH CAROLINA	NR/NR	66-68	L
D.21	1 IOWA	9/NR	94-69	W
D.22	1 WEST VIRGINIA	9/7	79-75	W
D.27	DARTMOUTH	5/NR	95-49	W
D.29	2 Notre Dame	5/NR	78-70	W
D.3				

2014 - 2015 KENTUCKY MEN'S BASKETBALL

J.6 * at Vanderbilt	1/6	83-85	L
J.10 * LSU	2/NR	103-84	W
J.11 * TULANE	2/NR	105-63	W
J.18 * TENNESSEE	4/NR	66-57	W
J.25 * GEORGIA TECH	5/NR	79-62	W
F.1 * at Florida	4/NR	77-72	W
F.3 * at Georgia	4/NR	103-83	W
F.8 * OLE MISS	3/NR	102-59	W
F.10 * MISSISSIPPI STATE	3/NR	65-59	W
F.17 * VANDERBILT	3/7	104-73	W
F.23 * Auburn	3/NR	99-79	W
F.24 * at Alabama	3/NR	59-65	L
F.29 * at Tennessee	2/NR	42-38	W
M.2 SAINT LOUIS	2/NR	60-67	L

J.24 * LSU	2/NR	111-85	W
J.29 * AUBURN	2/NR	115-78	W
J.31 * ALABAMA	2/NR	82-62	W
F.2 * at Vanderbilt	2/3	105-90	W
F.5 * GEORGIA	2/NR	74-50	W
F.7 * FLORIDA	2/NR	85-75	W
F.12 * at Auburn	1/NR	77-64	W
F.14 * at Alabama	1/NR	90-67	W
F.19 * at Mississippi State	1/NR	73-69	W
F.21 * at Ole Miss	1/NR	108-65	W
F.26 * TENNESSEE	1/NR	78-64	W
M.5 * at Tennessee	1/NR	62-69	L
M.7 * TULANE	1/NR	103-74	W

1967-68 (22-5, 15-3 SEC)			
SEC Champions; UKIT Champions; Ranked 4th in Polls			
Coach: Adolph Rupp			
Captain: Thad Jaracz			
D.2 at Michigan	NR/NR	96-79	W
D.4 * FLORIDA	NR/NR	99-76	W
D.6 XAVIER	9/NR	111-76	W
D.9 PENNSYLVANIA	9/NR	64-49	W
D.12 1 North Carolina	4/NR	77-84	L
D.22 2 DAYTON	7/NR	88-85	W
D.23 2 SOUTH CAROLINA	7/NR	76-66	W
D.30 3 Notre Dame	6/NR	81-73	W
J.6 * at Vanderbilt	5/NR	94-78	W
J.8 * at Alabama	5/NR	84-76	W
J.13 * at Florida	4/NR	78-96	L
J.15 * GEORGIA	4/NR	104-73	W
J.20 * at Auburn	8/NR	73-74	L
J.22 * at Tennessee	8/NR	59-87	L
J.27 * at LSU	9/NR	121-95	W
J.29 * at Ole Miss	9/NR	85-76	W
F.3 * LSU	10/NR	109-96	W
F.5 * OLE MISS	10/NR	78-62	W
F.10 * at Mississippi State	8/NR	92-84	W
F.12 * TENNESSEE	8/NR	60-59	W
F.17 * MISSISSIPPI STATE	8/NR	107-81	W
F.19 * at Georgia	8/NR	106-87	W
F.24 * ALABAMA	5/NR	96-83	W
F.26 * AUBURN	5/NR	89-57	W
M.2 * VANDERBILT	5/NR	85-80	W

1969-70 (26-2, 17-1 SEC)			
SEC Champions; UKIT Champions; Ranked 1st AP, 1st UPI			
Coach: Adolph Rupp			
Co-Captains: Dan Issel and Mike Pratt			
D.1 WEST VIRGINIA	2/NR	106-87	W
D.6 KANSAS	2/NR	115-85	W
D.8 1 North Carolina	2/7	94-87	W
D.13 INDIANA	1/NR	109-92	W
D.19 2 NAVY	1/NR	73-59	W
D.20 2 DUKE	1/NR	98-76	W
D.27 3 Notre Dame	1/11	102-100	W
D.29 MIAMI, OHIO	1/NR	80-58	W
J.3 * OLE MISS	1/NR	95-73	W
J.5 * MISSISSIPPI STATE	1/NR	111-76	W
J.10 * at Florida	2/NR	88-69	W
J.12 * at Georgia	2/NR	72-71	W
J.17 * TENNESSEE	2/NR	68-52	W
J.24 * LSU	2/NR	109-96	W
J.26 * ALABAMA	2/NR	86-71	W
J.31 * at Vanderbilt	2/NR	81-89	L
F.2 * at Auburn	2/NR	84-83	W
F.7 * at Ole Miss	3/NR	120-85	W
F.9 * at Mississippi State	3/NR	86-57	W
F.14 * FLORIDA	3/NR	110-66	W
F.16 * GEORGIA	3/20	116-86	W
F.21 * at LSU	2/NR	121-105	W
F.23 * at Alabama	2/NR	98-89	W
F.28 * VANDERBILT	1/NR	90-86	W
M.2 * AUBURN	1/NR	102-81	W
M.7 * at Tennessee	2/NR	86-69	W

- 2326-1954
- 1 UK Invitation Tournament (Lexington, Ky.)
- 2 Freedom Hall (Louisville, Ky.)
- 3 Sugar Bowl Classic (New Orleans)
- 4 Garrett Coliseum (Montgomery, Ala.)
- 5 Williams Arena (Minneapolis)

- NCAA Midwest Regional (Minneapolis)
- M.13 5 Ohio University 4/NR 69-85 L
- M.14 5 Loyola, Chi. (consolation) 4/8 91-100..
- 2519-2028
- 1 UK Invitation Tournament (Lexington, Ky.)
- 2 Freedom Hall (Louisville, Ky.)
- 3 Iowa Fieldhouse (Iowa City, Iowa)
- 4 Cole Field House (College Park, Md.)

- NCAA Midwest Regional (Iowa City, Iowa)
- M.11 3 Dayton # 1/NR 86-79 W
- M.12 3 Michigan 1/9 84-77 W
- NCAA Final Four (College Park, Md.)
- M.18 4 Duke 1/2 83-79 W
- M.19 4 UTEP 1/3 65-72 L
- 2400-2103
- 1 Greensboro Coliseum (Greensboro, N.C.)
- 2 UK Invitation Tournament (Lexington, Ky.)
- 3 Freedom Hall (Louisville, Ky.)

- NCAA Midwest Regional (Columbus, Ohio)
- M.12 4 Notre Dame 1/9 109-99 W
- M.14 4 Jacksonville 1/4 100-106 L
- 2709-2253
- 1 Charlotte Coliseum (Charlotte, N.C.)
- 2 UK Invitation Tournament (Lexington, Ky.)
- 3 Freedom Hall (Louisville, Ky.)
- 4 St. John Arena (Columbus, Ohio)

—Leading Scorers—

Cotton Nash (6-5 Sr. C-F)	24.0
Ted Deeken (6-3 Sr. F)	18.5
Larry Conley (6-3 So. F-C)	12.2
Terry Mobley (6-2 Jr. G)	9.4
Randy Embry (5-11 Jr. G)	7.2

—Leading Scorers—

Pat Riley (6-4 Jr. F)	22.0
Louie Dampier (6-0 Jr. G)	21.1
Thad Jaracz (6-5 So. C)	13.2
Larry Conley (6-3 Sr. F)	11.5
Tommy Kron (6-5 Sr. G)	10.2

—Leading Scorers—

Mike Casey (6-4 So. G)	20.1
Dan Issel (6-8 So. C)	16.4
Mike Pratt (6-4 So. F)	14.1
Phil Argento (6-2 Jr. G)	12.3
Thad Jaracz (6-5 Sr. F)	11.3

—Leading Scorers—

Dan Issel (6-8 Sr. C)	33.9
Mike Pratt (6-4 Sr. F)	19.3
Tom Parker (6-6 So. F)	10.4
Larry Steele (6-5 Jr. F)	8.8
Terry Mills (6-2 Jr. G)	8.1

1964-65 (15-10, 10-6 SEC)

UKIT Runner Up

Coach: Adolph Rupp

Captain: Randy Embry

D.4 IOWA	11/NR	85-77	W
D.7 1 North Carolina	11/13	67-82	L
D.9 IOWA STATE	9/NR	100-74	W
D.12 SYRACUSE	9/NR	110-77	W
D.18 2 WEST VIRGINIA	8/NR	102-78	W
D.19 2 ILLINOIS	2/7	86-91	L
D.22 at Saint Louis	NR/9	75-80	L
D.29 3 Notre Dame	NR/NR	97-111	L
J.2 DARTMOUTH	NR/NR	107-67	W
J.5 * VANDERBILT	NR/NR	79-97	L
J.9 * at LSU	NR/NR	79-66	W
J.11 * at Tulane	NR/NR	102-72	W
J.16 * at Tennessee	NR/NR	58-77	L
J.18 * AUBURN	NR/NR	73-67	W
J.23 * at Florida	NR/NR	68-84	L
J.25 * at Georgia	NR/NR	102-82	W
J.30 * FLORIDA	NR/NR	78-61	W
F.1 * GEORGIA	NR/NR	96-64	W
F.6 * OLE MISS	NR/NR	102-65	W
F.8 * MISSISSIPPI STATE	NR/NR	74-56	W
F.16 * at Vanderbilt	NR/NR	90-91	L
F.20 * at Auburn	NR/NR	69-88	L
F.22 * at Alabama	NR/NR	71-75	L
F.27 * TENNESSEE	NR/NR	61-60	W
M.1 * ALABAMA	NR/NR	78-72	W

International Universities Tournament (Tel Aviv, Israel)

(Not counted in won-loss record)

Aug.3 Warsaw University	67-58	W
Aug.4 Cambridge University	104-45	W
Aug.6 Salonika University	91-60	W
Aug.10 Istanbul University	82-36	W
Aug.11 Warsaw University	87-57	W

1966-67 (13-13, 8-10 SEC)

UKIT Champions

Coach: Adolph Rupp

D.3 VIRGINIA	3/NR	104-84	W
D.5 ILLINOIS	3/NR	OT 97-98	L
D.10 at Northwestern	3/NR	118-116	W
D.13 NORTH CAROLINA	4/6	55-64	L
D.17 * FLORIDA	4/NR	75-78	L
D.22 1 OREGON STATE	NR/NR	96-66	W
D.23 1 KANSAS STATE	NR/NR	83-79	W
D.28 CORNELL	NR/NR	77-92	L
D.31 2 Notre Dame	NR/NR	96-85	W
J.5 * VANDERBILT	NR/NR	OT 89-91	L
J.14 * at Florida	NR/10	72-89	L
J.16 * at Georgia	NR/NR	40-49	L
J.21 * AUBURN	NR/NR	60-58	W
J.23 * TENNESSEE	NR/NR	2OT 50-52	L
J.28 * LSU	NR/NR	102-72	W
J.30 * OLE MISS	NR/NR	96-53	W
F.4 * at LSU	NR/NR	105-84	W
F.6 * at Ole Miss	NR/NR	79-70	W
F.11 * MISSISSIPPI STATE	NR/NR	OT 72-77	L
F.13 * at Tennessee	NR/NR	57-76	L
F.18 * at Mississippi State #	NR/NR	103-74	W
F.20 * GEORGIA	NR/NR	101-76	W
F.25 * at Alabama	NR/NR	71-81	L
F.27 * at Auburn	NR/NR	49-60	L
M.4 * at Vanderbilt	NR/NR	94-110	L
M.6 * ALABAMA	NR/NR	110-78	W

NCAA Midwest Regional (Lexington, Ky.)

M.15 MARQUETTE 5/NR 107-89 W

M.16 OHIO STATE 5/NR 81-82 L

2400-2103

1 Greensboro Coliseum (Greensboro, N.C.)

2 UK Invitation Tournament (Lexington, Ky.)

3 Freedom Hall (Louisville, Ky.)

1965-66 (27-2, 15-1 SEC)

National Runner-Up; SEC Champions; UKIT Champions;

Ranked 1st in Polls

Coach: Adolph Rupp

Honorary Captain:

D.1 HARDIN-SIMMONS	NR/NR	83-55	W
D.4 at Virginia	NR/NR	99-73	W
D.8 at Illinois	NR/NR	86-68	W
D.11 NORTHWESTERN	NR/NR	86-75	W
D.17 1 AIR FORCE	NR/NR	78-58	W
D.18 1 INDIANA (finals)	NR/NR	91-56	W
D.22 at Texas Tech	10/NR	89-73	W
D.29 2 Notre Dame	5/NR	103-69	W
J.3 SAINT LOUIS	5/NR	80-70	W
J.8 * at Florida	2/NR	78-64	W
J.10 * at Georgia	2/NR	2OT 69-65W	
J.15 * VANDERBILT	2/3	96-83	W

1 UK Invitation Tournament (Lexington, Ky.)

2 Freedom Hall (Louisville, Ky.)

Rupp passes Western Kentucky's E.A. Diddle to become the all-time winningest coach with 760 victories.

—Leading Scorers—

Louie Dampier (6-0 Sr. G)	20.6
Pat Riley (6-4 So. F)	17.4
Thad Jaracz (6-5 Jr. C-F)	11.3
Cliff Berger (6-8 Jr. C)	11.3
Phil Argento (6-0 So. G)	5.2

1968-69 (23-5, 16-2 SEC)

SEC Champions; UKIT Champions; Ranked 7th in Polls

Coach: Adolph Rupp

Captain: Phil Argento

N.30 XAVIER	3/NR	115-77	W
D.2 at Miami, Ohio	3/NR	86-77	W
D.7 NORTH CAROLINA	3/NR	77-87	L
D.14 at Pennsylvania	4/NR	102-78	W
D.20 1 MICHIGAN	4/NR	112-104	W
D.21 1 ARMY	4/NR	80-65	W
D.28 2 Notre Dame	4/NR	110-90	W
D.31 3 Wisconsin	4/NR	65-69	L
J.4 * at Ole Miss	3/NR	69-59	W
J.6 * at Mississippi State	3/NR	91-72	W
J.11 * FLORIDA	7/NR	88-67	W
J.13 * GEORGIA	7/NR	88-68	W
J.18 * at Tennessee	5/NR	69-66	W
J.25 * at LSU	5/NR	108-96	W
J.27 * at Alabama	5/NR	OT 83-70	W
F.1 * VANDERBILT	5/NR	103-89	W
F.3 * AUBURN	5/NR	105-93	W
F.8 * OLE MISS	4/NR	104-68	W
F.10 * MISSISSIPPI STATE	4/NR	91-69	W
F.15 * at Florida	4/NR	81-82	L
F.17 * at Georgia	4/NR	85-77	W
F.22 * LSU	6/NR	103-89	W
F.24 * ALABAMA	6/NR	108-79	W
M.1 * at Vanderbilt	6/NR	99-101	L
M.3 * at Auburn	6/NR	90-86	W
M.8 * TENNESSEE	7/NR	84-69	W

NCAA Midwest Regional (Madison, Wis.)

M.13 4 Marquette 7/14 74-81 L

M.15 4 Miami, Ohio (consolation) 7/NR 72-71W

2542-2199

1 UK Invitation Tournament (Lexington, Ky.)

2 Freedom Hall (Louisville, Ky.)

3 Chicago Stadium (Chicago)

4 Wisconsin Field House (Madison, Wisc.)

—Leading Scorers—

Louie Dampier (6-0 So. G)	17.0
Pat Riley (6-4 So. F)	15.0
Tommy Kron (6-5 Jr. G-F)	12.3
John Adams (6-7 Sr. C)	11.8
Larry Conley (6-3 Jr. F)	11.6

—Leading Scorers—

Dan Issel (6-8 Jr. C)	26.6
Mike Casey (6-4 Jr. G)	19.1
Mike Pratt (6-4 Jr. F)	16.9
Phil Argento (6-2 Sr. G)	10.0
Larry Steele (6-5 So. F)	8.6

1970-71 (22-6, 16-2 SEC)

SEC Champions; UKIT Runner Up; Ranked 8th AP; 8th UPI

Coach: Adolph Rupp

Honorary Co-Captains: Mike Casey and Larry Steele

D.1 at Northwestern	3/NR	115-100	W
D.5 MICHIGAN	3/NR	104-93	W
D.7 at West Virginia	3/NR	106-100	W
D.12 at Indiana	5/11	OT 95-93	W
D.18 1 DUKE	3/NR	106-85	W
D.19 1 Purdue (finals)	3/NR	83-89	L
D.22 OREGON STATE	7/NR	84-78	W
D.29 2 Notre Dame	8/NR	92-99	L
J.2 * at Ole Miss	8/NR	103-95	W
J.4 * at Mississippi State	8/NR	79-71	W
J.9 * FLORIDA	11/NR	101-75	W
J.11 * GEORGIA	11/NR	79-66	W
J.16 * at Tennessee	10/NR	71-75	L
J.23 * at LSU	12/NR	82-79	W
J.25 * at Alabama	12/NR	86-73	W
J.30 * VANDERBILT	11/NR	102-92	W
F.1 * AUBURN	11/NR	114-76	W
F.6 * OLE MISS	8/NR	121-86	W
F.8 * MISSISSIPPI STATE	8/NR	102-83	W
F.13 * at Florida	8/NR	65-74	L
F.15 * at Georgia	8/NR	107-95	W
F.20 * LSU	12/NR	110-73	W
F.22 * ALABAMA	12/NR	101-74	W
F.27 * at Vanderbilt	10/NR	119-90	W
M.1 * at Auburn	10/NR	102-83	W
M.6 * TENNESSEE	8/NR	84-78	W

NCAA Midwest Regional (Athens, Ga.)

M.18 3 Western Kentucky 8/NR 83-107 L

M.20 3 Marquette (consolation) 8/7 267-91 L

2790-2373

1 UK Invitation Tournament (Lexington, Ky.)

2 Freedom Hall (Louisville, Ky.)

3 Stegeman Coliseum (Athens, Ga.)

—Leading Scorers—

Tom Parker (6-7 Jr. F)	17.6
Mike Casey (6-4 Sr. G)	17.0
Tom Payne (7-2 So. C)	16.0
Kent Hollenbeck (6-4 Jr. G)	14.0
Larry Steele (6-5 Sr. F)	13.1

2014 - 2015 KENTUCKY MEN'S BASKETBALL

1971-72 (21-7, 14-4 SEC)

SEC Champions; UKIT Champions; Ranked 18th AP, 14th UPI

Coach: Adolph Rupp

Honorary Co-Captains: Stan Key and Tom Parker

D.1	NORTHWESTERN	10/NR	94-85	W
D.4	at Kansas	10/14	79-69	W
D.6	at Kansas State	10/NR	71-64	W
D.11	1 Indiana	7/NR	20T 89-90	L
D.13	MICHIGAN STATE	7/NR	85-91	L
D.17	2 MISSOURI	7/NR	83-79	W
D.18	2 PRINCETON	7/18	96-82	W
D.28	1 Notre Dame	12/NR	83-67	W
J.8	* OLE MISS	19/NR	93-82	W
J.10	* MISSISSIPPI STATE	19/NR	104-76	W
J.15	* at Florida	NR/NR	70-72	L
J.17	* at Georgia	NR/NR	73-85	L
J.22	* TENNESSEE	NR/19	72-70	W
J.24	* VANDERBILT	NR/NR	106-80	W
J.29	* LSU	NR/NR	89-71	W
J.31	* ALABAMA	NR/NR	77-74	W
F.5	* at Vanderbilt	NR/NR	OT 85-80	W
F.7	* at Auburn	NR/NR	78-72	W
F.12	* at Ole Miss	NR/NR	90-82	W
F.14	* at Mississippi State	NR/NR	63-55	W
F.19	* FLORIDA	17/NR	95-68	W
F.21	* GEORGIA	17/NR	87-63	W
F.26	* at LSU	18/NR	71-88	L
F.28	* at Alabama	18/NR	70-73	L
M.6	* AUBURN	NR/NR	102-67	W
M.9	* at Tennessee	NR/NR	67-66	W

NCAA Midwest Regional (Dayton, Ohio)

M.16	3 Marquette	18/7	85-69	W
M.18	3 Florida State	18/10	54-73	L

2311-2093

Earned NCAA bid by beating Tennessee twice.

- Freedom Hall (Louisville, Ky.)
- UK Invitation Tournament (Lexington, Ky.)
- University of Dayton Arena (Dayton, Ohio)

—Leading Scorers—

Jim Andrews (6-11 Jr. C)	21.5
Tom Parker (6-7 Sr. F)	18.0
Ronnie Lyons (5-10 So. G)	13.2
Stan Key (6-3 Sr. G)	12.5
Larry Stamper (6-6 Jr. F)	10.3

JOE B. HALL ERA (1973-85)

1972-73 (20-8, 14-4 SEC)

SEC Champions; UKIT Champions; Ranked 17th AP, 15th UPI

Coach: Joe B. Hall

Honorary Captain: Jim Andrews

D.2	at Michigan State	13/NR	75-66	W
D.4	IOWA	13/NR	66-79	L
D.9	at Indiana	8/NR	58-64	L
D.11	1 North Carolina	8/13	70-78	L
D.15	2 NEBRASKA	NR/NR	85-80	W
D.16	2 OREGON	NR/NR	95-68	W
D.23	KANSAS	NR/NR	77-71	W
D.30	1 Notre Dame	NR/NR	65-63	W
J.6	* at Ole Miss	NR/NR	58-61	L
J.8	* at Mississippi State	NR/NR	90-81	W
J.13	* FLORIDA	NR/NR	95-65	W
J.15	* GEORGIA	NR/NR	89-68	W
J.20	* at Tennessee	NR/NR	64-65	L
J.22	* at Vanderbilt	NR/18	75-76	L
J.27	* at LSU	NR/NR	86-71	W
J.29	* at Alabama	NR/9	95-93	W
F.3	* VANDERBILT	NR/NR	76-83	L
F.5	* AUBURN	NR/NR	88-57	W
F.10	* OLE MISS	NR/NR	88-70	W
F.12	* MISSISSIPPI STATE	NR/NR	OT 100-87W	
F.17	* at Florida	NR/NR	94-83	W
F.19	* at Georgia	NR/NR	99-86	W
F.24	* LSU	NR/NR	94-76	W
F.26	* ALABAMA	NR/18	111-95	W
M.3	* at Auburn	NR/NR	91-79	W
M.8	* TENNESSEE	19/NR	86-81	W

NCAA Midwest Regional (Nashville, Tenn.)

M.15	3 Austin Peay	17/19	OT 106-100	W
M.17	3 Indiana	17/6	65-72	L

2341-2098

—Leading Scorers—

Jim Andrews (6-11 Sr. C)	20.1
Kevin Grevey (6-5 So. F)	18.7
Jimmy Dan Conner (6-4 So. G-F)	11.2
Ronnie Lyons (5-10 Jr. G)	9.2
Mike Flynn (6-3 So. G)	9.1

1973-74 (13-13, 9-9 SEC)

UKIT Champions

Coach: Joe B. Hall

Captain: Ronnie Lyons

D.1	MIAMI, OHIO	10/NR	81-68	W
D.3	at Kansas	10/13	63-71	L
D.8	1 Indiana	10/3	68-77	L
D.10	2 North Carolina	10/5	84-101	L
D.14	at Iowa	NR/NR	88-80	W
D.21	3 DARTMOUTH	NR/NR	102-77	W
D.22	3 STANFORD	NR/NR	78-77	W
D.29	1 Notre Dame	NR/3	79-94	L
J.5	* at LSU	NR/NR	84-95	L
J.7	* GEORGIA	NR/NR	80-74	W
J.12	* AUBURN	NR/NR	79-58	W
J.14	* at Tennessee	NR/NR	54-67	L
J.19	* OLE MISS	NR/NR	93-64	W
J.21	* at Alabama	NR/10	77-81	L
J.26	* at Florida	NR/NR	91-82	W
J.28	* VANDERBILT	NR/7	65-82	L
F.2	* at Mississippi State	NR/NR	82-70	W
F.4	* LSU	NR/NR	73-70	W
F.9	* at Georgia	NR/NR	86-72	W
F.11	* at Auburn	NR/NR	OT 97-99	L
F.16	* TENNESSEE	NR/NR	61-58	W
F.18	* at Ole Miss	NR/NR	60-61	L
F.23	* ALABAMA	NR/8	71-94	L
F.25	* FLORIDA	NR/NR	65-75	L
M.2	* at Vanderbilt	NR/6	69-71	L
M.4	* MISSISSIPPI STATE	NR/NR	108-69	W

2038-1987

- Freedom Hall (Louisville, Ky.)
- Greensboro Coliseum (Greensboro, N.C.)
- UK Invitation Tournament (Lexington, Ky.)

—Leading Scorers—

Kevin Grevey (6-5 Jr. F)	21.9
Bob Guyette (6-9 Jr. C)	12.7
Jimmy Dan Conner (6-4 Jr. F-G)	12.0
Mike Flynn (6-3 Jr. G)	11.5
Ronnie Lyons (5-10 Sr. G)	7.8

1974 Australian Exhibition Tour

(Not counted in won-lost record)

May13	Tahitian National Team	116-62	W
May17	Australia	87-97	L
May18	Newcastle	90-78	W
May19	N.S.W. All Stars	123-67	W
May21	Illawarra Hawks	115-57	W
May22	N.S.W. All Stars	106-50	W
May23	A.C.T.	96-69	W
May25	Bulleen Heidelberg	88-83	W
May26	St. Kilda Business House	80-67	W
May27	Nunawading	99-82	W
May28	Melbourne	79-86	L
May30	Gippsland All Stars	127-74	W
May31	Bulleen Heidelberg	72-71	W
Jun1	Laker All Stars	111-83	W
Jun3	South Australian All Stars	109-96	W
Jan4	South Australian All Stars	110-81	W
Jun5	South Australian All Stars	111-84	W
Jun6	Coburg	108-82	W
Jun7	St. Kilda Business House	96-85	W

1923-1454

1974-75 (26-5, 15-3 SEC)

National Runner-Up; SEC Co-Champions; UKIT Champions;

Ranked 2nd AP, 4th UPI

Coach: Joe B. Hall

Captain: Jimmy Dan Conner

N.30	NORTHWESTERN	16/NR	97-70	W
D.2	at Miami, Ohio	16/NR	80-73	W
D.7	at Indiana	15/3	74-98	L
D.9	1 North Carolina	15/9	90-78	W
D.20	2 WASHINGTON STATE	20/NR	97-75	W
D.21	2 OKLAHOMA STATE	20/NR	90-65	W
D.23	1 Kansas	20/18	100-63	W
D.28	1 Notre Dame	17/13	113-96	W
J.4	* LSU	9/NR	115-80	W
J.6	* at Georgia	9/NR	96-77	W
J.11	* at Auburn	7/NR	85-90	L
J.13	* TENNESSEE	7/18	88-82	W
J.18	* at Ole Miss	10/NR	85-82	W
J.20	* ALABAMA	10/7	74-69	W
J.25	* FLORIDA	11/NR	87-65	W
J.27	* at Vanderbilt	11/NR	91-90	W
F.1	* MISSISSIPPI STATE	5/NR	112-79	W
F.3	* at LSU	5/NR	77-76	W
F.8	* GEORGIA	5/NR	75-61	W
F.10	* AUBURN	5/NR	119-76	W
F.15	* at Tennessee	4/NR	98-103	L

F.17	* OLE MISS	4/NR	108-89	W
F.22	* at Alabama	7/5	84-79	W
F.24	* at Florida	7/NR	58-66	L
M.1	* VANDERBILT	4/NR	109-84	W
M.8	* at Mississippi State	6/NR	118-80	W

NCAA First Round (Tuscaloosa, Ala.)

M.15	3 Marquette	6/5	76-54	W
------	-------------	-----	-------	---

NCAA Midwest Regional (Dayton, Ohio)

M.20	4 Central Michigan	5/NR	90-73	W
M.22	4 Indiana	5/3	92-90	W

NCAA Final Four (San Diego)

M.29	5 Syracuse	2/6	95-79	W
M.31	5 UCLA	2/1	85-92	L

2858-2434

1975-76 (20-10, 11-7 SEC)

NIT Champions; UKIT Champions

Coach: Joe B. Hall

Captain: Jack Givens

D.1	at Northwestern	6/NR	77-89	L
D.8	1 North Carolina	7/4	77-90	L
D.10	MIAMI, OHIO	14/NR	91-69	W
D.13	at Kansas	14/NR	54-48	W
D.15	2 Indiana	14/1	OT 68-77	L
D.19	3 GEORGIA TECH	20/NR	66-64	W
D.20	3 OREGON STATE	20/NR	82-74	W
D.30	2 Notre Dame	NR/5	79-77	W
J.3	* at Mississippi State	NR/NR	73-77	L
J.5	* at Alabama	NR/8	63-76	L
J.10	* TENNESSEE	NR/9	OT 88-90	L
J.12	* GEORGIA	NR/NR	92-76	W
J.17	* VANDERBILT	NR/NR	77-76	W
J.24	* at Florida	NR/NR	89-82	W
J.26	* at Auburn	NR/NR	OT 84-91	L
J.31	* OLE MISS	NR/NR	89-81	W
F.2	* LSU	NR/NR	85-71	W
F.7	* at Tennessee	NR/8	85-92	L
F.9	* at Georgia	NR/NR	81-86	L
F.14	* at Vanderbilt	NR/NR	65-69	L
F.21	* FLORIDA	NR/NR	96-89	W
F.23	* AUBURN	NR/NR	93-82	W
F.28	* at Ole Miss	NR/NR	94-87	W
M.1	* at LSU	NR/NR	85-70	W
M.6	* ALABAMA	NR/16	90-85	W
M.8	* MISSISSIPPI STATE	NR/NR	OT 94-93	W

NIT (New York)

M.13	4 Niagara	NR/NR	67-61	W
M.16	4 Kansas State	NR/NR	81-78	W
M.18	4 Providence	NR/NR	79-78	W
M.21	4 Charlotte	NR/17	71-67	W

2415-2345

- Charlotte Coliseum (Charlotte, N.C.)
- Freedom Hall (Louisville, Ky.)
- UK Invitation Tournament (Lexington, Ky.)
- Madison Square Garden (New York)

—Leading Scorers—

Jack Givens (6-4 So. F)	20.1
Mike Phillips (6-10 So. C)	15.6
Larry Johnson (6-2 Jr. G)	11.2
James Lee (6-5 So. F)	9.3
Rick Robey (6-10 So. C-F)	15.6
Reggie Warford (6-1 Sr. G)	6.5

*Played in 12 games.

RUPP ARENA ERA (1976-PRESENT)

1976-77 (26-4, 16-2 SEC)

SEC Co-Champions; Ranked 6th AP, 5th UPI

Coach: Joe B. Hall

Captains: Larry Johnson and Merion Haskins

N.27	WISCONSIN	6/NR	72-64	W
D.2	TCU	5/NR	103-53	W
D.6	at Indiana	5/4	66-51	W
D.11	KANSAS	4/NR	90-63	W
D.13	at South Carolina	4/NR	98-67	W
D.17	1 BOWLING GREEN	3/NR	77-59	W
D.18	1 UTAH	3/NR	68-70	L
D.30	2 Notre Dame	6/2	102-78	W

J.3	* GEORGIA	6/NR	OT 64-59	W
J.8	* at Vanderbilt	3/NR	64-62	W
J.12	* TENNESSEE	2/NR	OT 67-71	L
J.15	* at Auburn	2/NR	75-68	W
J.17	* at Florida	2/NR	73-71	W
J.22	* LSU	6/NR	87-72	W
J.24	* OLE MISS	6/NR	100-73	W
J.29	* at Alabama	6/3	87-85	W
J.31	* at Mississippi State	6/NR	92-85	W
F.5	* VANDERBILT	3/NR	113-73	W
F.7	2 Florida State	3/NR	97-57	W
F.12	* AUBURN	3/NR	89-82	W
F.14	* FLORIDA	3/NR	104-78	W
F.19	* at LSU	2/NR	90-76	W
F.21	* at Ole Miss	2/NR	81-69	W
F.26	* ALABAMA	2/8	85-70	W
F.28	* MISSISSIPPI STATE	2/NR	77-64	W
M.5	* at Tennessee	2/11	79-81	L
M.7	* at Georgia	2/NR	72-54	W

NCAA First Round (Philadelphia)

M.12	3 Princeton	6/NR	72-58	W
------	-------------	------	-------	---

NCAA East Regional (College Park, Md.)

M.17	4 VMI	3/20	93-78	W
M.19	4 North Carolina	3/5	72-79	L

2509-2070

1 UK Invitation Tournament (Lexington, Ky.)

2 Freedom Hall (Louisville, Ky.)

3 Palestra (Philadelphia)

4 Cole Field House (College Park, Md.)

—Leading Scorers—

Jack Givens (6-4 Jr. F)	18.9
Rick Robey (6-10 Jr. F)	14.2
Mike Phillips (6-10 Jr. C)	12.2
Larry Johnson (6-3 Sr. G)	10.7
James Lee (6-5 Jr. F)	9.8
Jay Shidler (6-1 Fr. G)	7.8
Truman Claytor (6-1 So. G)	6.6

2014 - 2015 KENTUCKY MEN'S BASKETBALL

Mike Phillips (6-10 Sr. C)	10.2
Truman Claytor (6-1 Jr. G)	6.9
1978 Japan Exhibition Tour	
(Not counted in win-loss record)	
Ju.13 Japan National (at Tokyo)	104-71 W
Ju.15 Japan National (at Niigata)	102-89 W
Ju.18 Japan National (at Nagoya)	97-59 W
Ju.19 Japan National (at Osaka)	87-82 W
Ju.20 Japan National (at Fukuoka)	88-61 W
Ju.22 Japan National (at Nagasaki)	122-79 W
Ju.24 Japan National (at Tokyo)	125-57 W
	705-498

1978-79 (19-12, 10-8 SEC)

Coach: Joe B. Hall
 Captains: Dwane Casey and Truman Claytor

D.2 LASALLE	10/NR	109-77	W
D.4 WEST TEXAS	10/NR	121-67	W
D.9 KANSAS	10/5	OT 67-66	W
D.16 at Indiana	6/NR	OT 67-68	L
D.22 1 TEXAS A&M	11/17	69-73	L
D.23 1 SYRACUSE	11/8	94-87	W
D.30 2 Notre Dame	13/2	81-76	W
J.3 * at Florida	9/NR	65-76	L
J.6 * LSU	9/7	89-93	L
J.8 * OLE MISS	9/NR	90-64	W
J.13 * at Alabama	17/NR	52-55	L
J.15 * at Mississippi State	17/NR	61-63	L
J.20 * TENNESSEE	NR/NR	55-66	L
J.22 * GEORGIA	NR/NR	73-64	W
J.25 * at Auburn	NR/NR	OT 86-83	W
J.27 * FLORIDA	NR/NR	87-81	W
J.29 * AUBURN	NR/NR	66-59	W
F.3 * at LSU	NR/9	61-70	L
F.5 * at Ole Miss	NR/NR	87-82	W
F.7 * at Vanderbilt	NR/17	58-68	L
F.10 * ALABAMA	NR/16	80-71	W
F.12 * MISSISSIPPI STATE	NR/NR	80-65	W
F.17 * at Tennessee	NR/NR	84-101	L
F.19 * at Georgia	NR/NR	90-74	W
F.23 * VANDERBILT	NR/NR	96-70	W
F.25 at South Carolina	NR/19	79-74	W
SEC Tournament (Birmingham, Ala.)			
F.28 3 Ole Miss	NR/NR	82-77	W
M.1 3 Alabama	NR/NR	101-100	W
M.2 3 LSU	NR/8	80-67	L
M.3 3 Tennessee	NR/NR	OT 69-75	L
NIT (Lexington, Ky.)			
M.7 Clemson	NR/NR	OT 67-68	L
		2446-2280	

1 UK Invitation Tournament (Lexington, Ky.)
 2 Freedom Hall (Louisville, Ky.)
 3 Birmingham-Jefferson Civic Center (Birmingham, Ala.)

—Leading Scorers—

Kyle Macy (6-3 Jr. G)	15.2
Dwight Anderson (6-3 Fr. G)	13.3
LaVon Williams (6-6 So. F)	11.5
Fred Cowan (6-8 So. C-F)	9.4
Truman Claytor (6-1 Sr. G)	8.7

1979-80 (29-6, 15-3 SEC)

SEC Champions; UKIT Champions; Great Alaska Shootout Champions;
 Ranked 4th AP, 3rd UPI
 Coach: Joe B. Hall
 Captain: Kyle Macy

N.17 1 Duke	2/3	OT 76-82	L
N.30 2 Bradley	2/NR	79-58	W
D.1 2 Alaska	2/NR	97-68	W
D.2 2 Iona	2/NR	57-50	W
D.8 BAYLOR	5/NR	80-46	W
D.10 SOUTH CAROLINA	5/NR	126-81	W
D.12 at Kansas	5/NR	57-56	W
D.15 INDIANA	5/1	69-58	W
D.17 3*Georgia	5/NR	95-69	W
D.21 4 CALIFORNIA	3/NR	78-52	W
D.22 4 PURDUE	3/9	61-60	W
D.29 5 Notre Dame	2/3	86-80	W
J.2 * AUBURN	2/NR	67-65	W
J.5 * at Tennessee	2/NR	47-49	L
J.9 * at Ole Miss	4/NR	79-73	W
J.12 * ALABAMA	4/NR	64-78	L
J.17 * at Florida	6/NR	76-63	W
J.19 * VANDERBILT	6/NR	106-90	W
J.23 * at Mississippi State	5/NR	89-67	W
J.26 * GEORGIA	5/NR	56-49	W
J.28 * LSU	5/11	60-65	L
J.30 * at Auburn	3/NR	64-62	W
F.2 * TENNESSEE	3/NR	83-75	W
F.6 * OLE MISS	6/NR	86-72	W

F.9 * at Alabama	6/NR	72-63	W
F.13 * FLORIDA	5/NR	95-70	W
F.15 * at Vanderbilt	5/NR	91-73	W
F.17 at UNLV	5/NR	74-69	W
F.20 * MISSISSIPPI STATE	3/NR	71-65	W
F.24 * at LSU	3/5	OT 76-74	W
SEC Tournament (Birmingham, Ala.)			
F.28 6 Auburn	2/NR	69-61	W
F.29 6 Ole Miss	2/NR	70-67	W
M.1 6 LSU	2/5	78-80	L
NCAA Second Round (Bowling Green, Ky.)			
M.8 7 Florida State	4/NR	97-78	W
NCAA Mid-East Regional (Lexington, Ky.)			
M.13 Duke	4/14	54-55	L
		2685-2323	

1 Hall of Fame Classic (Springfield, Mass.)
 2 Great Alaskan Shootout (Anchorage, Alaska)
 3 Omni (Atlanta)
 4 UK Invitation Tournament (Lexington, Ky.)
 5 Freedom Hall (Louisville, Ky.)
 6 Birmingham-Jefferson Civic Center (Birmingham, Ala.)
 7 Diddle Arena (Bowling Green, Ky.)

—Leading Scorers—

Kyle Macy (6-3 Sr. G)	15.4
Sam Bowie (7-1 Fr. C)	12.9
Fred Cowan (6-8 Jr. F)	12.5
LaVon Williams (6-7 Sr. F)	7.5
Jay Shidler (6-1 Sr. G)	6.2

1980-81 (22-6, 15-3 SEC)

UKIT Champions; Ranked 8th AP, 8th UPI
 Coach: Joe B. Hall
 Captain: Chuck Verderber

N.29 EAST TENNESSEE ST.	1/NR	62-57	W
D.3 OHIO STATE	2/9	70-64	W
D.6 at Indiana	2/5	68-66	W
D.13 KANSAS	2/NR	87-73	W
D.19 1 ALASKA	2/NR	91-56	W
D.20 1 UAB (finals)	2/NR	61-53	W
D.27 2 Notre Dame	2/8	61-67	L
D.30 MAINE	5/NR	100-54	W
J.3 * GEORGIA	5/NR	76-62	W
J.7 * at Auburn	4/NR	79-66	W
J.10 * TENNESSEE	4/13	48-47	W
J.14 * OLE MISS	3/NR	64-55	W
J.17 * at Alabama	3/NR	55-59	L
J.19 * at LSU	3/6	67-81	L
J.21 * FLORIDA	6/NR	102-48	W
J.24 * at Vanderbilt	6/NR	78-64	W
J.28 * MISSISSIPPI STATE	7/NR	71-64	W
J.31 * at Georgia	7/NR	207 71-68W	
F.4 * AUBURN	6/NR	102-74	W
F.7 * at Tennessee	6/10	71-87	L
F.11 * at Ole Miss	11/NR	62-55	W
F.14 * ALABAMA	11/NR	77-62	W
F.18 * at Florida	10/NR	69-56	W
F.21 * VANDERBILT	10/NR	80-48	W
F.25 * at Mississippi State	9/NR	78-74	W
M.1 * LSU	9/2	73-71	W
SEC Tournament (Birmingham, Ala.)			
M.5 3 Vanderbilt	7/NR	55-60	L
NCAA Second Round (Tuscaloosa, Ala.)			
M.15 4 UAB	8/NR	62-69	L
		2040-1760	

1 UK Invitation Tournament (Lexington, Ky.)
 2 Freedom Hall (Louisville, Ky.)
 3 Birmingham-Jefferson Civic Center (Birmingham, Ala.)
 4 Coleman Coliseum (Tuscaloosa, Ala.)

—Leading Scorers—

Sam Bowie (7-1 So. C)	17.4
Dirk Minniefield (6-3 So. G)	10.4
Derrick Hord (6-6 So. G-F)	8.9
Fred Cowan (6-8 Sr. F)	8.2
Chuck Verderber (6-6 Jr. F)	7.5

1981-82 (22-8, 13-5 SEC)

SEC Co-Champions; UKIT Champions; Ranked 8th AP, 9th UPI
 Coach: Joe B. Hall
 Captain: Chuck Verderber

N.28 AKRON	3/NR	83-64	W
D.5 at Ohio State	2/NR	78-62	W
D.8 INDIANA	2/10	85-69	W
D.12 at Kansas	2/NR	OT 77-74	W
D.18 1 JACKSONVILLE	2/NR	107-91	W
D.19 1 SETON HALL	2/NR	98-74	W
D.26 2 North Carolina	2/1	69-82	L
D.29 3 Notre Dame	4/NR	OT 34-28	W
J.2 * at Georgia	4/NR	68-66	W

J.6 * AUBURN	3/NR	83-71	W
J.9 * at Tennessee	3/NR	66-70	L
J.13 * at Ole Miss	6/NR	65-67	L
J.16 * ALABAMA	6/13	86-69	W
J.20 * at Florida	9/NR	91-76	W
J.23 * VANDERBILT	9/NR	67-58	W
J.25 * LSU	9/NR	76-65	W
J.27 * at Mississippi State	7/NR	51-56	L
J.30 * GEORGIA	7/NR	82-73	W
F.3 * at Auburn	9/NR	OT 81-83	L
F.6 * TENNESSEE	9/16	77-67	W
F.10 * OLE MISS	12/NR	56-49	W
F.13 * at Alabama	12/10	72-62	W
F.17 * FLORIDA	10/NR	84-78	W
F.20 * at Vanderbilt	10/NR	73-69	W
F.24 * MISSISSIPPI STATE	7/NR	71-54	W
F.27 * at LSU	7/NR	78-94	L
SEC Tournament (Lexington, Ky.)			
M.4 AUBURN	15/NR	89-66	W
M.5 OLE MISS	15/NR	62-58	W
M.6 ALABAMA	15/18	46-48	L
NCAA First Round (Nashville, Tenn.)			
M.11 Middle Tennessee	15/NR	44-50	L
		2199-1993	

1 UK Invitation Tournament (Lexington, Ky.)
 2 Continental Arena (East Rutherford, N.J.)
 3 Freedom Hall (Louisville, Ky.)
 4 Memorial Gymnasium (Nashville, Tenn.)

—Leading Scorers—

Derrick Hord (6-6 Jr. F)	16.3
Jim Master (6-5 So. G)	13.4
Melvin Turpin (6-10 So. C)	13.1
Dirk Minniefield (6-3 Jr. G)	11.3
Charles Hurt (6-6 Jr. F)	6.6

1982 Japan Exhibition Tour
 (not counted in win-loss record)

Jul1 W. Germany (Kariya)	84-73	W
Jul2 France (Kyotta)	77-65	W
Jul4 W. Germany (Sapporo)	82-72	W
Jul7 Japan (Akita)	86-66	W
Jul10 France (Moebashi)	86-83	W
Jul11 Japan (Tokyo)	106-71	W

Note: The Wildcats also toured Taiwan and Hong Kong during the 1982 trip. The following are results of games played there:

Jul12 China #2 (Taipei)	86-63	W
Jul15 China #1 (Hong Kong)	119-48	W

1982-83 (23-8, 13-5 SEC)

SEC Champions; UKIT Champions; Ranked 12th AP, 12th UPI
 Coach: Joe B. Hall
 Captain: Charles Hurt

N.27 BUTLER	4/NR	90-53	W
D.1 at Notre Dame	3/NR	58-45	W
D.4 VILLANOVA	3/4	93-79	W
D.7 DETROIT	2/NR	83-46	W
D.11 ILLINOIS	2/NR	76-57	W
D.17 1 DUQUESNE	2/NR	55-42	W
D.18 1 TULANE	2/NR	80-61	W
D.22 at Indiana	2/5	59-62	L
D.29 2 Kansas	NR/NR	83-62	W
J.3 * OLE MISS	NR/NR	72-60	W
J.5 * LSU	NR/NR	52-50	W
J.8 * at Alabama	NR/5	67-74	L
J.10 * at Mississippi State	NR/NR	OT 59-53	W
J.15 * AUBURN	NR/NR	67-75	L
J.17 * FLORIDA	NR/NR	70-63	W
J.22 * at Vanderbilt	NR/NR	OT 82-77	W
J.29 * at Georgia	NR/NR	63-70	L
J.31 * at Tennessee	NR/NR	63-65	L
F.5 * ALABAMA	NR/NR	76-70	W
F.8 * MISSISSIPPI STATE	NR/NR	88-67	W
F.12 * at Auburn	NR/NR	71-69	W
F.14 * at Florida	NR/NR	73-61	W
F.19 * VANDERBILT	NR/NR	82-63	W
F.26 * GEORGIA	NR/NR	81-72	W
F.27 * TENNESSEE	NR/20	69-61	W
M.3 * at Ole Miss	NR/NR	61-58	W
M.5 * at LSU	NR/NR	60-74	L
SEC Tournament (Birmingham, Ala.)			
M.11 3 Alabama	NR/NR	64-69	L
NCAA Second Round (Tampa, Fla.)			
M.19 4 Ohio	NR/NR	57-40	W
NCAA Mid-East Region (Knoxville, Tenn.)			
M.24 5 Indiana	NR/5	64-59	W
M.26 5 Louisville	NR/2	OT 68-80	L
		2186-1937	

1 UK Invitation Tournament (Lexington, Ky.)
 2 Freedom Hall (Louisville, Ky.)
 3 Birmingham-Jefferson Civic Center (Birmingham, Ala.)

—Leading Scorers—

Melvin Turpin (6-11 Sr. C)	15.2
Kenny Walker (6-8 Sr. F)	12.4
Sam Bowie (7-1 Sr. F)	10.5
Jim Master (6-5 Sr. G)	9.6
Winston Bennett (6-7 Fr. F)	6.5

4 Sun Dome (Tampa, Fla.)
 5 Stokely Center (Knoxville, Tenn.)

—Leading Scorers—

Melvin Turpin (6-11 Jr. C)	15.1
Jim Master (6-5 Jr. G)	12.5
Derrick Hord (6-6 Sr. F)	8.9
Dirk Minniefield (6-3 Sr. G)	8.6
Charles Hurt (6-6 Sr. F)	8.2

1983-84 (29-5, 14-4 SEC)

NCAA Final Four, SEC Champions; SEC Tournament Champions;
 UKIT Champions; Ranked 3rd AP, 3rd UPI
 Coach: Joe B. Hall
 Captain: Dickey Beal

N.26 LOUISVILLE	2/6	65-44	W
D.3 INDIANA	1/NR	59-54	W
D.10 at Kansas	2/NR	72-50	W
D.16 1 WYOMING	2/NR	66-40	W
D.17 1 BYU	2/NR	93-59	W
D.20 at Cincinnati	2/NR	24-11	W
D.24 at Illinois	2/NR	56-54	W
D.28 2 Purdue	2/18	86-67	W
J.2 * at Ole Miss	2/NR	68-55	W
J.7 * at LSU	2/9	96-80	W
J.9 * ALABAMA	2/NR	76-66	W
J.11 * MISSISSIPPI STATE	2/NR	51-42	W
J.13 * at Auburn	2/NR	63-82	L
J.17 * at Florida	3/NR	57-69	L
J.20 * VANDERBILT	3/NR	67-46	W
J.22 HOUSTON	3/4	74-67	W
J.28 * GEORGIA	3/18	64-40	W
J.30 * TENNESSEE	3/NR	93-74	W
F.4 * at Alabama	3/NR	62-69	L
F.6 * at Mississippi State	3/NR	77-58	W
F.11 * AUBURN	6/16	84-64	W
F.13 * FLORIDA	6/NR	67-65	W
F.19 * at Vanderbilt	6/NR	58-54	W
F.25 * at Georgia	4/NR	66-64	W
F.27 * at			

2014 - 2015 KENTUCKY MEN'S BASKETBALL

J.31 * LSU	NR/NR	53-43	W
F.2 * at Auburn	NR/NR	OT 49-47	W
F.7 * at Vanderbilt	NR/NR	68-62	W
F.9 * OLE MISS	NR/NR	67-52	W
F.13 * ALABAMA	NR/NR	51-48	W
F.16 * at Mississippi State	NR/NR	69-82	L
F.20 * at Florida	NR/NR	76-68	W
F.24 * GEORGIA	NR/18	77-79	L
F.28 * TENNESSEE	NR/NR	92-67	W
M.2 * at LSU	NR/NR	61-67	L

SEC Tournament (Birmingham, Ala.)

M.7 3 Florida	NR/NR	55-58	L
---------------	-------	-------	---

NCAA First/Second Round (Salt Lake City)

M.14 4 Washington	NR/NR	66-58	W
M.16 4 UNLV	NR/9	64-61	W

NCAA West Regional (Denver)

M.22 5 St. John's	NR/3	70-86	L
-------------------	------	-------	---

- 1 UK Invitation Tournament (Lexington, Ky.)
- 2 Freedom Hall (Louisville, Ky.)
- 3 Birmingham-Jefferson Civic Center (Birmingham, Ala.)
- 4 Huntsman Center (Salt Lake City)
- 5 McNichols Arena (Denver)

—Leading Scorers—

Kenny Walker (6-8 Jr. F)	22.9
Ed Davender (6-1 Fr. G)	8.5
Winston Bennett (6-7 So. F)	7.2
Bret Bearup (6-9 Sr. C)	6.3
James Blackmon (6-2 So. G)	5.4
Roger Harden (6-1 Jr. G)	5.3

EDDIE SUTTON ERA

(1986-89)
1985-86 (32-4, 17-1 SEC)
 SEC Champions; SEC Tournament Champions; Ranked 3rd AP, 3rd UPI
 Coach: Eddie Sutton
 Captains: Kenny Walker, Roger Harden and Leroy Byrd

N.22 NORTHWESTERN ST.	11/NR	77-58	W
N.26 at Chaminade	10/NR	89-57	W
N.27 at Hawaii	10/NR	98-65	W
D.3 CINCINNATI	9/NR	84-54	W
D.7 INDIANA	9/19	63-58	W
D.14 at Kansas	9/7	66-83	L
D.20 1 EAST CAROLINA	13/NR	86-52	W
D.21 1 PEPPERDINE	13/NR	88-56	W
D.28 LOUISVILLE	13/15	69-64	W
D.30 2 vs. VMI	13/NR	93-55	W
J.4 * at Vanderbilt	12/NR	80-71	W
J.6 * at Auburn	12/NR	56-60	L
J.8 * OLE MISS	11/NR	75-58	W
J.11 * ALABAMA	11/NR	76-52	W
J.15 * at Mississippi State	11/NR	64-52	W
J.18 * at Florida	11/NR	72-55	W
J.23 * GEORGIA	11/NR	74-69	W
J.25 * TENNESSEE	11/NR	74-57	W
J.29 * at LSU	8/17	54-52	W
J.31 * AUBURN	8/NR	81-71	W
F.2 at North Carolina State	8/NR	51-54	L
F.5 * VANDERBILT	12/NR	73-65	W
F.8 * at Ole Miss	12/NR	62-58	W
F.13 * at Alabama	11/18	73-71	W
F.15 * MISSISSIPPI STATE	11/NR	88-62	W
F.19 * FLORIDA	8/NR	80-69	W
F.22 * at Georgia	8/NR	80-75	W
F.27 * at Tennessee	5/NR	62-60	W
M.1 * LSU	5/NR	68-57	W

SEC Tournament (Lexington, Ky.)

M.6 Ole Miss	3/NR	95-69	W
M.7 LSU	3/NR	61-58	W
M.8 Alabama	3/NR	83-72	W

NCAA First/Second Round (Charlotte, N.C.)

M.14 3 Davidson	3/NR	75-55	W
M.16 3 Western Kentucky	3/NR	71-64	W

NCAA Southeast Regional (Atlanta)

M.20 4 Alabama	3/NR	68-63	W
M.22 4 LSU	3/NR	57-59	L

- 1 UK Invitation Tournament (Lexington, Ky.)
- 2 Freedom Hall (Louisville, Ky.)
- 3 Charlotte Coliseum (Charlotte, N.C.)
- 4 The Omni (Atlanta)

—Leading Scorers—

Kenny Walker (6-8 Sr. F)	20.0
Winston Bennett (6-7 Jr. F)	12.7
Ed Davender (6-2 So. G)	11.5
James Blackmon (6-3 Jr. G)	9.4
Roger Harden (6-1 Sr. G)	6.8

1986 Japan Tour
 (Not counted in Won-Loss Record)

Jun21 *Japan	80-55	W
Jun22 *Finland	87-67	W
Jun24 Finland (Sendai)	82-65	W
Jun26 Japan (Nigata)	79-73	W
Jun28 Finland (Ohtsu)	80-56	W
Jun29 Czechoslovakia (Sapporo)	74-80	L
Jul2 S. China (Hong Kong)	87-45	W

* Kirin World Tournament (Tokyo)

1986-87 (18-11, 10-8 SEC)

UKIT Champions
 Coach: Eddie Sutton
 Captains: James Blackmon, Paul Andrews

N.29 AUSTIN PEAY	11/NR	71-69	W
D.2 TEXAS TECH	13/NR	66-60	W
D.6 at Indiana	13/3	66-71	L
D.13 LAMAR	19/NR	71-56	W
D.19 1 IONA	18/NR	75-59	W
D.20 1 BOSTON UNIVERSITY	18/NR	81-69	W
D.27 at Louisville	18/NR	85-51	W
D.30 2* Georgia	11/NR	65-69	L
J.3 * at Auburn	11/5	63-60	W
J.7 * ALABAMA	9/NR	55-69	L
J.10 * at Tennessee	9/NR	68-75	L
J.12 * at Mississippi State	9/NR	57-49	W
J.14 * FLORIDA	NR/NR	67-62	W
J.18 * LSU	NR/NR	41-76	L
J.21 * at Vanderbilt	NR/NR	71-65	W
J.25 NAVY	NR/18	80-69	W
J.29 * at Ole Miss	NR/NR	65-76	L
J.31 * MISSISSIPPI STATE	NR/NR	50-36	W
F.4 * AUBURN	NR/20	75-71	W
F.7 * at Alabama	NR/9	70-69	W
F.11 * TENNESSEE	NR/NR	OT 91-84	W
F.14 * at Florida	NR/19	56-74	L
F.19 * VANDERBILT	NR/NR	65-54	W
F.21 * at LSU	NR/NR	52-65	L
F.25 * at Georgia	NR/NR	71-79	L
F.28 * OLE MISS	NR/NR	64-63	W
M.1 OKLAHOMA	NR/12	75-74	W

SEC Tournament (Atlanta)

M.6 3 Auburn	NR/NR	72-79	L
--------------	-------	-------	---

NCAA First/Second Rounds (Atlanta)

M.13 3 Ohio State	NR/NR	77-91	L
-------------------	-------	-------	---

1985-1944

- 1 UK Invitation Tournament (Lexington, Ky.)
- 2 Freedom Hall (Louisville, Ky.)
- 3 The Omni (Atlanta)

—Leading Scorers—

Rex Chapman (6-4 Fr. G)	16.0
Ed Davender (6-3 Jr. G)	15.2
Richard Madison (6-7 Jr. F)	9.1
James Blackmon (6-3 Sr. G)	8.4
Robert Lock (6-11 Jr. C)	7.5

1987-88 (25-5, 13-5 SEC)*

UKIT Champions; Ranked 6th AP, 6th UPI
 Coach: Eddie Sutton
 Captains: Winston Bennett, Ed Davender, Cedric Jenkins, Rob Lock, Richard Madison

N.28 HAWAII	5/NR	86-59	W
D.1 CINCINNATI	2/NR	101-77	W
D.5 1 Indiana	2/5	OT 82-76	W
D.12 LOUISVILLE	1/NR	76-75	W
D.18 2 MIAMI, OHIO	1/NR	85-71	W
D.19 2 CHARLOTTE	1/NR	84-81	W
D.28 ALASKA	2/NR	100-58	W
D.31 * VANDERBILT	2/NR	81-74	W
J.2 * at Georgia	2/NR	84-77	W
J.6 * MISSISSIPPI STATE	1/NR	93-52	W
J.9 * AUBURN	1/NR	52-53	L
J.13 * at Alabama	5/NR	63-55	W
J.16 * TENNESSEE	5/NR	83-65	W
J.20 * FLORIDA	4/NR	56-58	L
J.23 * at LSU	4/NR	76-61	W
J.27 * at Vanderbilt	9/NR	66-83	L
J.31 3 Notre Dame	9/NR	78-69	W
F.3 * OLE MISS	10/NR	94-65	W
F.6 * at Mississippi State	10/NR	83-59	W
F.10 * at Auburn	10/NR	69-62	W
F.13 * ALABAMA	10/NR	82-68	W
F.17 * at Tennessee	9/NR	70-72	L
F.20 * at Florida	9/NR	76-83	L
F.24 * LSU	12/NR	95-69	W
F.28 SYRACUSE	12/10	62-58	W
M.2 * GEORGIA	8/NR	80-72	W
M.5 * at Ole Miss	8/NR	78-71	W

SEC Tournament (Baton Rouge)

M.11 4 Ole Miss	6/NR	82-64	W
M.12 4 LSU	6/NR	86-80	W
M.13 4 Georgia	6/NR	62-57	W

2365-2024

1 RCA Dome (Indianapolis, Ind.)
 2 UK Invitation Tournament (Lexington, Ky.)
 3 Freedom Hall (Louisville, Ky.)
 4 Pete Maravich Assembly Center (Baton Rouge, La.)

M.11 4 Ole Miss	6/NR	82-64	W
M.12 4 LSU	6/NR	86-80	W
M.13 4 Georgia	6/NR	62-57	W

2365-2024

—Leading Scorers—

Rex Chapman (6-4 So. G)	19.0
Ed Davender (6-3 Sr. G)	15.7
Winston Bennett (6-7 Sr. F)	15.3
Rob Lock (6-11 Sr. C)	10.9
Eric Manuel (6-6 Fr. F)	7.1

*As part of sanctions imposed upon the UK basketball program in 1989, the NCAA ordered Kentucky to erase from the record three NCAA tournament games from the 1987-88 season. Kentucky's 99-84 win over Southern, a 90-81 win over Maryland and an 80-74 loss to Villanova have been deleted from the records, thus changing the 1987-88 season record from 27-6 to 25-5.

The presidents of the Southeastern Conference institutions voted to strip Kentucky of the 1987-88 SEC regular season and SEC Tournament championships. Kentucky was not forced to forfeit any of those regular season or tournament games.

1988-89 (13-19, 8-10 SEC)

Coach: Eddie Sutton
 Captain: Mike Scott

N.19 1 Duke	NR/1	55-80	L
N.25 2 Iona	NR/NR	56-54	W
N.26 2 Seton Hall	NR/NR	60-63	L
N.28 2 California	NR/NR	89-71	W
D.3 3 Notre Dame	NR/NR	65-81	L
D.7 NORTHWESTERN ST.	NR/NR	82-85	L
D.10 WESTERN CAROLINA	NR/NR	78-60	W
D.16 4 BOWLING GREEN	NR/NR	54-56	W
D.17 4 MARSHALL	NR/NR	91-78	W
D.20 INDIANA	NR/NR	52-75	L
D.27 5 Austin Peay	NR/NR	85-77	W
D.31 at Louisville	NR/14	75-97	L
J.4 * GEORGIA	NR/NR	76-65	W
J.7 * VANDERBILT	NR/NR	70-61	W
J.12 * at Florida	NR/NR	69-56	W
J.14 * LSU	NR/NR	62-64	L
J.18 * at Alabama	NR/NR	64-76	L
J.21 * at Tennessee	NR/17	66-65	W
J.25 * AUBURN	NR/NR	86-76	W
J.28 * at Ole Miss	NR/NR	65-70	W
F.1 * MISSISSIPPI STATE	NR/NR	73-61	W
F.5 * at Georgia	NR/NR	72-84	L
F.8 * at Vanderbilt	NR/NR	51-81	L
F.11 * FLORIDA	NR/NR	53-59	L
F.15 * at LSU	NR/NR	80-99	L
F.18 * ALABAMA	NR/NR	67-71	L
F.20 * at Auburn	NR/NR	75-77	L
F.22 * TENNESSEE	NR/NR	76-71	W
F.26 at Syracuse	NR/6	73-89	W
M.1 * OLE MISS	NR/6	70-69	W
M.4 * at Mississippi State	NR/NR	67-68	L

SEC Tournament (Knoxville, Tenn.)

M.10 6 Vanderbilt	NR/NR	63-77	L
-------------------	-------	-------	---

2220-2316

- 1 Tip-off Classic (Springfield, Mass.)
- 2 Great Alaska Shootout (Anchorage, Alaska)
- 3 RCA Dome (Indianapolis)
- 4 UK Invitation Tournament (Lexington, Ky.)
- 5 Freedom Hall (Louisville, Ky.)
- 6 Thompson-Boling Arena (Knoxville, Tenn.)

—Leading Scorers—

LeRon Ellis (6-10 So. C)	16.0
Chris Mills (6-7 Fr. F)	14.3
Derrick Miller (6-5 Jr. G)	13.9
Reggie Hanson (6-7 So. F)	9.8
Sean Sutton (6-1 So. G)	5.9

RICK PITINO ERA (1990-97)

1989-90 (14-14, 10-8 SEC)
 Coach: Rick Pitino
 Captain: Derrick Miller

N.28 OHIO	NR/NR	76-73	W
D.2 1 Indiana	NR/14	69-71	L
D.4 * MISSISSIPPI STATE	NR/NR	102-97	W
D.6 TENNESSEE TECH	NR/NR	111-75	W
D.9 at Kansas	NR/2	95-150	L
D.19 FURMAN	NR/NR	104-73	W
D.22 2 PORTLAND	NR/NR	88-71	W

D.23 2 UL LAFAYETTE	NR/NR	OT 113-116	...
L			
D.27 3 North Carolina	NR/24	110-121	L
D.30 LOUISVILLE	NR/8	79-86	L
J.3 * at Georgia	NR/NR	91-106	L
J.6 * at Vanderbilt	NR/NR	85-92	L
J.10 * FLORIDA	NR/NR	89-81	W
J.13 * at LSU	NR/14	81-94	L
J.17 * ALABAMA	NR/25	82-65	W
J.20 * TENNESSEE	NR/NR	95-83	W
J.24 * at Auburn	NR/NR	70-74	L
J.27 * OLE MISS	NR/NR	98-79	W
J.31 * at Mississippi State	NR/NR	86-87	L
F.3 * GEORGIA	NR/NR	88-77	W
F.7 * VANDERBILT	NR/NR	100-73	W
F.12 * at Florida	NR/NR	78-74	W
F.15 * LSU	NR/9	100-95	W
F.17 * at Alabama	NR/NR	58-83	L
F.21 * at Tennessee	NR/NR	100-102	L
F.24 * AUBURN	NR/NR	98-95	W
F.28 * at Ole Miss	NR/NR	74-88	L
M.5 at Notre Dame	NR/NR	67-80	L

2487-2461

- 1 RCA Dome (Indianapolis)
- 2 UK Invitation Tournament (Lexington, Ky.)
- 3 Freedom Hall (Louisville, Ky.)

—Leading Scorers—

Derrick Miller (6-5 Sr. G)	19.2
Reggie Hanson (6-7 Jr. C)	16.4
Deron Feldhaus (6-7 So. F)	14.4
John Pelphrey (6-7 So. F)	13.0
Sean Woods (6-2 So. G)	9.1

1990-91 (22-6, 14-4 SEC)

Best Record in SEC; Ranked 9th AP; 9th UPI
 Coach: Rick Pitino
 Captains: Deron Feldhaus, Reggie Hanson, John Pelphrey

N.24 PENNSYLVANIA	NR/NR	85-62	W
N.28 at Cincinnati	NR/NR	75-71	W
D.1 1 Notre Dame	NR/NR	98-90	W
D.8 KANSAS	25/NR	88-71	W
D.10 at North Carolina	25/10	81-84	L
D.15 CHATTANOOGA	18/NR	86-70	W
D.18 at Indiana	18/6	84-87	L
D.21 2 Western Kentucky	18/NR	84-70	W
D.27 EASTERN KENTUCKY	18/NR	74-60	W
D.29 at Louisville	18/NR	93-85	W
J.2 * at Georgia	16/NR	81-80	W
J.5 * LSU	16/14	93-80	W
J.9 * MISSISSIPPI STATE	11/NR	89-70	W
J.12 * at Tennessee	11/NR	78-74	W
J.16 * at Ole Miss	9/NR	95-85	W
J.19 * VANDERBILT	9/NR	58-50	W
J.23 * FLORIDA	8/NR	81-65	W
J.26 * at Alabama	9/NR	83-88	L
J.29 * at Auburn	10/NR	89-81	W
F.3 * GEORGIA	10/NR	96-84	W
F.5 * at LSU	10/19	88-107	L
F.9 * at Mississippi State	10/NR	82-83	L
F.13 * TENNESSEE	16/NR	85-74	W
F.16 * OLE MISS	16/NR	89-77	W
F.20 * at Vanderbilt	12/NR	87-98	L
F.23 * at Florida	12/NR	90-74	W
F.26 * ALABAMA	13/NR	79-73	W
M.2 * AUBURN	13/NR	114-93	W

2405-2186

- 1 RCA Dome (Indianapolis, Ind.)
- 2 Freedom Hall (Louisville

2014 - 2015 KENTUCKY MEN'S BASKETBALL

D.21	at Georgia Tech	8/13	80-81	L
D.23	4 Ohio	17/NR	73-63	W
D.28	LOUISVILLE	17/21	103-89	W
J.2	NOTRE DAME	17/NR	91-70	W
J.4	* at South Carolina	17/NR	80-63	W
J.7	* GEORGIA	15/NR	78-66	W
J.11	* FLORIDA	15/NR	81-60	W
J.15	* at Vanderbilt	10/NR	84-71	W
J.18	EASTERN KENTUCKY	10/NR	85-55	W
J.21	* at Tennessee	8/NR	85-107	L
J.25	* ARKANSAS	8/9	88-105	L
J.29	* OLE MISS	14/NR	96-78	W
F.2	* at LSU	14/NR	53-74	L
F.8	* at Auburn	19/NR	85-67	W
F.12	* ALABAMA	19/16	107-83	W
F.15	WESTERN KENTUCKY	19/NR	93-83	W
F.19	* at Mississippi State	13/NR	89-84	W
F.23	* at Georgia	13/NR	84-73	W
F.26	* SOUTH CAROLINA	11/NR	74-56	W
M.1	* VANDERBILT	11/NR	80-56	W
M.4	* at Florida	10/NR	62-79	L
M.7	* TENNESSEE	10/NR	99-88	W
SEC Tournament (Birmingham, Ala.)				
M.13	5 Vanderbilt	9/NR	76-57	W
M.14	5 LSU	9/23	80-74	W
M.15	5 Alabama	9/17	80-54	W
NCAA First/Second Rounds (Worcester, Mass.)				
M.20	6 Old Dominion	6/NR	88-69	W
M.22	6 Iowa State	6/NR	106-98	W
NCAA East Regional (Philadelphia)				
M.26	7 Massachusetts	6/17	87-77	W
M.28	7 Duke	6/1	103-104 ^{OT}	L
3086-2680				

1	Preseason NIT (Lexington, Ky.)			
2	RCA Dome (Indianapolis)			
3	Freedom Hall (Louisville, Ky.)			
4	US Bank Arena (Cincinnati, Ohio)			
5	Birmingham-Jefferson Civic Center (Birmingham, Ala.)			
6	Centrum (Worcester, Mass.)			
7	Spectrum (Philadelphia)			
—Leading Scorers—				
Jamal Mashburn (6-8 So. F)	21.3			
John Pelphrey (6-7 Sr. F)	12.5			
Deron Feldhaus (6-7 Sr. F)	11.4			
Richie Farmer (6-0 Sr. G)	9.6			
Sean Woods (6-2 Sr. G)	7.7			
1992-93 (30-4, 13-3 SEC)				
NCAA Final Four; SEC Tournament Champions;				
ECAC Holiday Festival Champions; Ranked 2nd AP, 3rd CNN/				
USA Today				
Coach: Rick Pitino				
Captains: Junior Braddy, Dale Brown				
D.2	WRIGHT STATE	5/NR	81-65	W
D.5	GEORGIA TECH	5/13	96-87	W
D.8	EASTERN KENTUCKY	5/NR	82-73	W
D.12	at Louisville	3/9	88-68	W
D.19	MOREHEAD STATE	3/NR	108-65	W
D.22	MIAMI, OHIO	3/NR	65-49	W
D.28	1 Rutgers	3/NR	89-67	W
D.30	1 St. John's (finals)	3/NR	86-77	W
J.3	2 Indiana	3/4	81-78	W
J.5	* at Georgia	2/NR	74-59	W
J.9	* TENNESSEE	2/NR	84-70	W
J.13	* at Vanderbilt	1/NR	86-101	L
J.19	* at Alabama	4/NR	73-59	W
J.23	* at South Carolina	4/NR	108-82	W
J.26	* LSU	4/NR	105-67	W
J.30	* FLORIDA	4/NR	71-48	W
F.3	* MISSISSIPPI STATE	2/NR	87-63	W
F.6	* VANDERBILT	2/11	82-67	W
F.10	* at Arkansas	2/14	94-101	L
F.13	at Notre Dame	2/NR	81-62	W
F.17	* SOUTH CAROLINA	2/NR	87-66	W
F.20	* GEORGIA	2/NR	86-70	W
F.24	* at Tennessee	2/NR	77-78	L
F.27	* AUBURN	2/NR	80-78	W
M.3	* at Ole Miss	5/NR	98-66	W
M.7	* at Florida	5/NR	85-77	W
SEC Tournament (Lexington, Ky.)				
M.12	TENNESSEE	4/NR	101-40	W
M.13	ARKANSAS	4/14	92-81	W
M.14	LSU	4/NR	82-65	W
NCAA First/Second Rounds (Nashville, Tenn.)				
M.19	3 Rider College	2/NR	96-52	W
M.21	3 Utah	2/19	83-62	W
NCAA Southeast Regional (Charlotte, N.C.)				
M.25	4 Wake Forest	2/16	103-89	W
M.27	4 Florida State	2/11	106-81	W
NCAA Final Four (New Orleans)				

A.3	5 Michigan	2/3	OT 78-81	L
2975-2374				
1 ECAC Holiday Festival (Madison Square Garden, New York)				
2 Freedom Hall (Louisville, Ky.)				
3 Memorial Gymnasium (Nashville, Tenn.)				
4 Charlotte Coliseum (Charlotte, N.C.)				
5 Louisiana Superdome (New Orleans)				
—Leading Scorers—				
Jamal Mashburn (6-8 Jr. F)	21.0			
Travis Ford (5-9 Jr. G)	13.6			
Dale Brown (6-2 Sr. G)	9.4			
Rodrick Rhodes (6-6 Fr. F)	9.1			
Rodney Dent (6-10 Jr. C)	6.4			

1993-94 (27-7, 12-4 SEC)				
SEC East Co-Champions; SEC Tournament Champions				
Maui Invitational Champions; Ranked 7th AP, 8th CNN/USA Today				
Coach: Rick Pitino				
Captains: Travis Ford, Gimel Martinez, Jeff Brassow				

N.27	LOUISVILLE	2/7	78-70	W
D.1	TENNESSEE TECH	1/NR	115-77	W
D.4	1 Indiana	1/21	84-96	L
D.8	EASTERN KENTUCKY	5/NR	107-78	W
D.17	MOREHEAD STATE	5/NR	97-61	W
D.21	2 Texas	5/NR	86-61	W
D.22	2 Ohio State	5/NR	100-88	W
D.23	2 Arizona	5/13	93-92	W
D.28	SAN FRANCISCO	5/NR	110-83	W
D.30	ROBERT MORRIS	5/NR	92-67	W
J.4	* VANDERBILT	4/22	102-82	W
J.6	NOTRE DAME	4/NR	84-59	W
J.8	* at Georgia	4/NR	OT 90-94	L
J.12	3*Ole Miss	8/NR	98-64	W
J.15	* TENNESSEE	8/NR	93-74	W
J.18	* at Florida	7/NR	57-59	L
J.22	* at Mississippi State	7/NR	86-70	W
J.26	* SOUTH CAROLINA	9/NR	79-67	W
J.30	* at Auburn	9/NR	91-74	W
F.2	* ALABAMA	7/NR	82-67	W
F.6	4 Massachusetts	7/11	67-64	W
F.9	* ARKANSAS	4/3	82-90	L
F.12	at Syracuse	4/14	85-93	L
F.15	* at LSU	11/NR	99-95	W
F.19	* at Vanderbilt	11/NR	77-69	W
F.23	* at Tennessee	7/NR	77-73	W
F.27	* GEORGIA	7/NR	80-59	W
M.2	* FLORIDA	7/19	80-77	W
M.5	* at South Carolina	7/NR	74-75	L
SEC Tournament (Memphis, Tenn.)				
M.11	5 Mississippi State	10/NR	95-76	W
M.12	5 Arkansas	10/1	90-78	W
M.13	5 Florida	10/17	73-60	W
NCAA First/Second Rounds (St. Petersburg, Fla.)				
M.18	6 Tennessee State	7/NR	83-70	W
M.20	6 Marquette	7/21	63-75	L
2954-2537				

1 RCA Dome (Indianapolis)				
2 Maui Invitational (Maui, Hawaii)				
3 Freedom Hall (Louisville, Ky.)				
4 Continental Arena (East Rutherford, N.J.)				
5 The Pyramid (Memphis, Tenn.)				
6 Tropicana Field (St. Petersburg, Fla.)				
—Leading Scorers—				
Tony Delk (6-1 So. G)	16.6			
Rodrick Rhodes (6-7 So., F)	14.6			
Travis Ford (5-9 Sr. G)	11.3			
Jared Prickett (6-9 So. F)	8.2			
Andre Riddick (6-9 Jr. C)	7.9			
1994-95 (28-5, 14-2 SEC)				
SEC Champions; SEC East Champions; SEC Tournament Champions;				
Ranked 2nd AP, 5th CNN/USA Today				
Coach: Rick Pitino				
Captains: Tony Delk, Mark Pope, Rodrick Rhodes				
N.26	UT-MARTIN	4/NR	124-50	W
N.30	OHIO	3/14	79-74	W
D.3	1 UCLA	3/5	81-82	L
D.7	2 Indiana	7/NR	73-70	W
D.10	BOSTON UNIVERSITY	7/NR	90-49	W
D.17	3 Texas Tech	6/NR	83-68	W
D.27	MARSHALL	5/NR	116-75	W
J.1	at Louisville	5/NR	86-88	L
J.4	* AUBURN	8/NR	98-64	W
J.7	* at South Carolina	8/NR	80-55	W
J.10	* at Florida	7/15	83-67	W
J.14	* GEORGIA	7/NR	83-71	W
J.18	4*Ole Miss	5/NR	82-65	W

J.21	* VANDERBILT	5/NR	81-68	W
J.25	* TENNESSEE	5/NR	69-50	W
J.29	* at Arkansas	5/9	92-94	L
F.1	* SOUTH CAROLINA	6/NR	90-72	W
F.5	SYRACUSE	6/10	77-71	W
F.8	* at Tennessee	5/NR	68-48	W
F.12	at Notre Dame	5/NR	97-58	W
F.14	* MISSISSIPPI STATE	4/23	71-76	L
F.18	FLORIDA	4/NR	87-77	W
F.21	* at Alabama	6/20	72-52	W
F.25	* at Vanderbilt	6/NR	71-60	W
M.1	* at Georgia	5/NR	97-74	W
M.4	* LSU	5/NR	127-80	W

SEC Tournament (Atlanta)				
M.10	5 Auburn	3/NR	93-81	W
M.11	5 Florida	3/NR	86-72	W
M.12	5 Arkansas	3/5	OT 95-93	W
NCAA First/Second Rounds (Memphis, Tenn.)				
M.16	6 Mount St. Mary's	2/NR	113-67	W
M.18	6 Tulane	2/NR	82-60	W
NCAA Southeast Regional (Birmingham, Ala.)				
M.23	7 Arizona State	2/16	97-73	W
M.25	7 North Carolina	2/4	61-74	L
2884-2278				

1 Wooden Classic (Arrowhead Pond, Anaheim, Calif.)				
2 Freedom Hall (Louisville, Ky.)				
3 US Bank Arena (Cincinnati)				
4 The Pyramid (Memphis, Tenn.)				
5 Georgia Dome (Atlanta)				
6 The Pyramid (Memphis, Tenn.)				
7 Birmingham-Jefferson Civic Center (Birmingham, Ala.)				
—Leading Scorers—				
Tony Delk (6-1 Jr. G)	16.7			
Rodrick Rhodes (6-7 Jr. F)	12.9			
Walter McCarty (6-9 Jr. F)	10.5			
Jeff Sheppard (6-4 So. G)	8.3			
Mark Pope (6-10 Jr. C)	8.2			

1995 Italy Tour				
(Not counted in Won-Loss Record)				
Aug.14	at Cagiva Varese	123-114	W	
Aug.16	at Venice Reyer	113-78	W	
Aug.17	Russia Dinamo (Venice)	116-81	W	
Aug.18	at Montecatini	115-123	L	
Aug.21	Siena (Scauri)	115-86	W	

1995-96 (34-2, 16-0 SEC)				
National Champions; SEC Champions; SEC East Champions;				
ECAC Holiday Festival Champions; Ranked 1st CNN/				
USA Today, 2nd AP				
Coach: Rick Pitino				
Captains: Tony Delk, Walter McCarty, Mark Pope				
N.24	1 Maryland	1/14	96-84	W
N.28	2 Massachusetts	1/7	82-92	L
D.2	3 Indiana	1/NR	89-82	W
D.6	WISC.-GREEN BAY	5/NR	74-62	W
D.9	GEORGIA TECH	5/16	83-60	W
D.16	MOREHEAD STATE	5/NR	96-32	W
D.19	4 Marshall	4/NR	118-99	W
D.23	LOUISVILLE	4/25	89-66	W
D.27	5 Rider	2/NR	90-65	W
D.29	5 Iowa	2/NR	106-79	W
J.3	* at South Carolina	2/NR	89-60	W
J.6	* OLE MISS	2/NR	90-60	W
J.9	* at Mississippi State	2/12	74-56	W
J.13	* TENNESSEE	2/NR	61-44	W
J.16	* at LSU	2/NR	129-97	W
J.20	TCU	2/NR	124-80	W
J.24	* at Georgia	2/NR	82-77	W
J.27	* SOUTH CAROLINA	2/NR	89-57	W
F.3	* FLORIDA	2/NR	77-63	W
F.7	* at Vanderbilt	2/NR	120-81	W
F.11	* ARKANSAS	2/NR	88-73	W
F.14	* GEORGIA	2/NR	86-73	W
F.17	* at Tennessee	2/NR	90-50	W
F.20	* ALABAMA	2/NR	84-65	W
F.24	* at Florida	2/NR	94-63	W
F.27	* at Auburn	1/NR	88-73	W
M.2	* VANDERBILT	1/NR	101-63	W
SEC Tournament (New Orleans)				
M.8	6 Florida	1/NR	100-76	W
M.9	6 Arkansas	1/NR	95-75	W
M.10	6 Mississippi State	1/NR	73-84	L
NCAA First/Second Rounds (Dallas)				
M.14	7 San Jose State	2/NR	110-72	W
M.16	7 Virginia Tech	2/22	84-60	W
NCAA Midwest Regional (Minneapolis)				
M.21	8 Utah	2/12	101-70	W
M.23	8 Wake Forest	2/9	83-63	W
NCAA Final Four (East Rutherford, N.J.)				

M.30	9 Massachusetts	2/1	81-74	W
A.1	9 Syracuse	2/15	76-67	W
3292-2497				
1 Tip-Off Classic (Springfield, Mass.)				
2 Great Eight (The Palace, Auburn Hills, Mich.)				
3 RCA Dome (Indianapolis)				
4 Freedom Hall (Louisville, Ky.)				
5 ECAC Holiday Festival (Madison Square Garden, New York)				
6 Louisiana Superdome (New Orleans)				
7 Reunion Arena (Dallas)				
8 Hubert H. Humphrey Metrodome (Minneapolis)				
9 Continental Arena (East Rutherford, N.J.)				
#UK's 16-0 regular season SEC record was the first perfect league slate since Alabama went 14-0 in 1956.				

—Leading Scorers—				
Tony Delk (6-1 Sr. G)	17.8			
Antoine Walker (6-8 So. F)	15.2			
Walter McCarty (6-10 Sr. F)	11.3			
Derek Anderson (6-4 Jr. G-F)	9.4			
Ron Mercer (6-7 Fr. F)	8.0			

1996-97 (35-5, 13-3 SEC)				
National Runner-up; SEC Tournament Champions; 2nd SEC East (13-3);				
Great Alaska Shootout Champions; Ranked 2nd CNN/				
USA Today, 5th AP				
Coach: Rick Pitino				
Captains: Derek Anderson, Anthony Epps, Jared Prickett				

N.15	1 Clemson	3/20	OT 71-79	L
N.28	2 Syracuse	8/12	87-53	W
N.29	2 Alaska Anchorage	8/NR	104-72	W
N.30	2 College of Charleston	8/NR	92-65	W
D.3	3 Purdue	6/NR	101-87	W
D.7	4 Indiana	6/8	99-65	W
D.9	WRIGHT STATE	6/NR	90-62	W
D.14	NOTRE DAME	3/NR	80-56	W
D.21	5 Georgia Tech	3/NR	88-59	W
D.23	UNC ASHEVILLE	3/NR	105-51	W
D.28	6 Ohio State	3/NR	81-65	W
D.31	at Louisville	3/14	74-54	W
J.4	* TENNESSEE	3/NR	74-40	W
J.7	* MISSISSIPPI STATE	3/NR	90-61	W
J.9	CANISUI	3/NR	68-45	W
J.11	* at Ole Miss	3/NR	69-73	L
J.14	* at Georgia	5/21	86-65	W
J.18	* AUBURN	5/NR	77-53	W
J.22	* Vanderbilt	3/NR	58-46	W
J.26	* at Arkansas	3/NR	83-73	W
J.29	* at Florida	3/NR	92-65	W
F.1	* GEORGIA	3/NR	82-57	W

2014 - 2015 KENTUCKY MEN'S BASKETBALL

Scott Padgett (6-9 So. F)	9.6
Anthony Epps (6-2 Sr. G)	8.9
Allen Edwards (6-5 Jr. F)	8.6

ORLANDO "TUBBY" SMITH ERA (1998-2007)

1997-98 (35-4, 14-2 SEC)

National Champions; SEC Champions; SEC East Champions;
SEC Tournament Champions; Ranked 5th AP, 1st USA Today/
ESPN

Coach: Tubby Smith
Captains: Allen Edwards, Cameron Mills, Jeff Sheppard

N.20 MOREHEAD STATE	9/NR	88-49	W
N.24 1 George Washington	9/NR	70-55	W
N.25 1 Arizona	8/1	74-89	L
N.26 1 Missouri	8/NR	77-55	W
N.29 2 Clemson	8/13	76-61	W
D.3 3 Purdue	7/6	89-75	W
D.6 4 Indiana	7/NR	75-72	W
D.10 at Canisius	4/NR	81-54	W
D.13 GEORGIA TECH	4/24	85-71	W
D.20 TULSA	4/NR	74-53	W
D.23 AMERICAN	4/NR	75-52	W
D.27 LOUISVILLE	4/NR	76-79	L
D.30 at Ohio	6/NR	95-58	W
J.3 * VANDERBILT	6/NR	71-62	W
J.6 * at Georgia	6/NR	90-79	W
J.10 * at Mississippi State	6/NR	77-71	W
J.13 * SOUTH CAROLINA	6/14	91-70	W
J.17 * ARKANSAS	6/22	OT 80-77	W
J.21 5*Alabama	7/NR	70-67	W
J.24 * at Tennessee	7/NR	85-67	W
J.27 * at Vanderbilt	7/NR	63-61	W
F.1 * FLORIDA	7/NR	78-86	L
F.4 * at LSU	8/NR	63-61	W
F.8 at Villanova	8/NR	79-63	W
F.11 * TENNESSEE	7/NR	80-74	W
F.14 * OLE MISS	7/18	64-73	L
F.18 * at Florida	8/NR	79-54	W
F.22 * GEORGIA	8/NR	85-74	W
F.25 * at Auburn	7/NR	83-58	W
F.28 * at South Carolina	7/14	69-57	W

SEC Tournament (Atlanta)

M.6 6 Alabama	7/NR	82-71	W
M.7 6 Arkansas	7/16	99-74	W
M.8 6 South Carolina (finals)	7/15	86-56	W

NCAA First/Second Rounds (Atlanta)

M.13 6 South Carolina State	5/NR	82-67	W
M.15 6 Saint Louis	5/NR	88-61	W

NCAA South Regional (St. Petersburg, Fla.)

M.20 7 UCLA	5/19	94-68	W
M.22 7 Duke	5/3	86-84	W

NCAA Final Four (San Antonio)

M.28 8 Stanford	5/10	OT 88-85	W
M.30 8 Utah	5/7	78-69	W

- 1 EA Sports Maui Invitational (Lahaina Civic Center, Maui, Hawaii)
2 Premier Classic (Phoenix)
3 Great Eight (United Center, Chicago)
4 RCA Dome (Indianapolis)
5 Freedom Hall (Louisville, Ky.)
6 Georgia Dome (Atlanta)
7 Tropicana Field (St. Petersburg, Fla.)
8 Alamodome (San Antonio)

—Leading Scorers—

Jeff Sheppard (6-3 Sr. G)	13.7
Nazr Mohammed (6-10 Jr. C)	12.0
Scott Padgett (6-9 Jr. F)	11.5
Wayne Turner (6-2 Jr. G)	9.3
Allen Edwards (6-5 Sr. F)	9.2

1998-99 (28-9, 11-5 SEC)

SEC Tournament Champions; Ranked 8th AP, 15th USA Today/
ESPN

Coach: Tubby Smith
Captains: Heshimu Evans, Scott Padgett, Wayne Turner

N.17 EASTERN KENTUCKY	4/NR	99-64	W
N.19 MERCER	4/NR	82-51	W
N.23 1 Wright State	4/NR	97-75	W
N.26 2 Colorado	4/NR	64-52	W
N.27 2 Pittsburgh	4/NR	56-68	L
N.28 2 UCLA	4/10	66-62	W
D.1 3 Kansas	8/7	63-45	W
D.5 MIAMI (FLA.)	8/NR	74-65	W
D.8 4 Indiana	5/11	OT 70-61	W
D.12 MARYLAND	5/2	103-91	W
D.19 5 Georgia Tech	3/NR	80-39	W

D.22 6 Duke	3/2	60-71	L
D.26 at Louisville	3/NR	74-83	L
D.29 TENNESSEE STATE	7/NR	97-47	W
J.2 * FLORIDA	7/NR	93-58	W
J.5 * at South Carolina	5/NR	68-61	W
J.9 * at Vanderbilt	5/NR	73-57	W
J.12 * TENNESSEE	6/NR	46-47	L
J.16 * at Ole Miss	6/NR	63-57	W
J.20 * AUBURN	7/6	72-62	W
J.23 * MISSISSIPPI STATE	7/NR	76-49	W
J.26 * at Georgia	6/NR	OT 91-83	W
J.30 * LSU	6/NR	86-62	W
F.4 * at Florida	5/NR	68-75	L
F.6 * at Alabama	5/NR	58-62	L
F.13 * SOUTH CAROLINA	18/NR	74-40	W
F.17 * GEORGIA	6/NR	92-71	W
F.20 * at Arkansas	6/NR	70-74	L
F.24 * VANDERBILT	13/NR	88-63	W
F.28 * at Tennessee	13/NR	61-68	L

SEC Tournament (Atlanta)

M.5 5 Ole Miss	14/NR	83-73	W
M.6 5 Auburn	14/4	69-57	W
M.7 5 Arkansas	14/22	76-63	W

NCAA First/Second Rounds (New Orleans)

M.12 7 New Mexico State	14/NR	82-60	W
M.14 7 Kansas	14/22	OT 92-88	W

NCAA Midwest Regional (St. Louis)

M.19 8 Miami (Ohio)	14/NR	58-43	W
M.21 8 Michigan State	14/2	66-73	L

2790-2320

- 1 US Bank Arena (Cincinnati)
2 San Juan Shootout (Bayamon, P.R.)
3 Great Eight (United Center, Chicago)
4 Freedom Hall (Louisville, Ky.)
5 Georgia Dome (Atlanta)
6 Jimmy V Classic (Continental Arena, E. Rutherford, N.J.)
7 Louisiana Superdome (New Orleans)
8 Edward Jones Dome (St. Louis)

—Leading Scorers—

Scott Padgett (6-9 Sr. F)	12.6
Heshimu Evans (6-6 Sr. F)	11.8
Wayne Turner (6-2 Sr. G)	10.5
Michael Bradley (6-10 So. C)	9.8
Jamaal Magloire (6-10 Jr. C)	7.0

1999-00 (23-10, 12-4 SEC)

Co-SEC Champions; Co-SEC East Champions; Preseason NIT
Runner-Up;

Ranked 19th AP, 20th USA Today/ESPN
Coach: Tubby Smith

N.17 1 PENNSYLVANIA	14/NR	67-50	W
N.19 1 UTAH	14/16	56-48	W
N.24 1 Maryland	11/24	61-58	W
N.26 1 Arizona	11/8	51-63	L
N.29 2 Dayton	11/NR	66-68	L
D.4 3 Indiana	13/23	75-83	L
D.7 UNC ASHEVILLE	23/NR	86-41	W
D.11 at Maryland	23/21	66-72	L
D.18 LOUISVILLE	NR/NR	78-46	W
D.23 MICHIGAN STATE	NR/5	60-58	W
D.27 AK-ANCHORAGE	NR/NR	62-42	W
D.30 4 Missouri	NR/NR	70-53	W
J.5 5 Georgia Tech	25/NR	80-71	W
J.8 * VANDERBILT	25/NR	72-52	W
J.11 * at Auburn	20/4	63-66	L
J.15 * at South Carolina	20/NR	64-48	W
J.19 * OLE MISS	18/NR	74-69	W
J.22 * at Vanderbilt	18/20	OT 81-73	W
J.26 * at Georgia	16/NR	75-69	W
J.29 at Miami (Fla.)	16/NR	60-57	W
F.1 * TENNESSEE	14/6	81-68	W
F.5 * SOUTH CAROLINA	14/NR	76-63	W
F.8 * at Florida	11/12	73-90	L
F.13 * at LSU	11/25	57-70	L
F.16 * ALABAMA	19/NR	66-54	W
F.19 * GEORGIA	19/NR	70-64	W
F.23 * at Tennessee	18/7	67-74	L
F.26 * ARKANSAS	18/NR	60-55	W
F.29 * at Mississippi State	22/NR	73-61	W
M.4 * FLORIDA	22/8	85-70	W

SEC Tournament (Atlanta)

M.10 6 Arkansas	16/NR	72-86	L
-----------------	-------	-------	---

NCAA First/Second Rounds (Cleveland)

M.16 7 St. Bonaventure	19/NR	20T 85-80W
M.18 7 Syracuse	19/16	50-52

2280-2074

- 1 Preseason NIT (Lexington, Ky., and New York)
2 US Bank Arena (Cincinnati)

- 3 RCA Dome (Indianapolis)
4 Sugar Bowl Classic (New Orleans)
5 Freedom Hall (Louisville, Ky.)
6 Georgia Dome (Atlanta)
7 Cleveland Convocation Center (Cleveland)

—Leading Scorers—

Tayshaun Prince (6-9 So. F)	13.3
Jamaal Magloire (6-10 Sr. C)	13.2
Keith Bogans (6-5 Fr. G)	12.5
Desmond Allison (6-5 So. F)	7.8
Jules Camara (6-11 So. F)	7.2

2000-01 (24-10, 12-4 SEC)

Co-SEC Champions; Co-SEC East Champions; SEC Tournament
Champions;

Ranked 9th AP, 8th ESPN/USA Today
Coach: Tubby Smith

Captains: Tayshaun Prince, J.P. Blevins

N.9 1 St. John's	12/NR	61-62	L
N.10 1 UCLA	12/17	OT 92-97	L
N.21 2 Jacksonville State	20/NR	91-48	W
N.25 PENN STATE	22/NR	68-73	L
D.2 at North Carolina	NR/6	93-76	W
D.5 EASTERN KENTUCKY	NR/NR	94-79	W
D.9 3 Georgia Tech	NR/NR	84-86	L
D.16 at Michigan State	NR/2	45-46	L
D.22 4 Indiana	NR/NR	88-74	W
D.27 HIGH POINT	NR/NR	102-49	W
J.2 at Louisville	NR/NR	64-62	W
J.6 * GEORGIA	NR/NR	67-63	W
J.10 * SOUTH CAROLINA	NR/NR	69-63	W
J.13 NOTRE DAME	NR/25	82-71	W
J.16 * TENNESSEE	NR/4	84-74	W
J.20 * at Ole Miss	NR/21	55-65	L
J.23 * at Alabama	NR/18	60-70	L
J.27 * VANDERBILT	NR/NR	86-75	W
J.31 * at Georgia	NR/25	85-70	W
F.3 * at South Carolina	NR/NR	94-61	W
F.6 * FLORIDA	NR/8	71-70	W
F.10 * MISSISSIPPI STATE	NR/NR	78-57	W
F.14 * at Tennessee	22/15	103-95	W
F.17 * at Vanderbilt	22/NR	79-74	W
F.21 * LSU	13/NR	84-61	W
F.25 * at Arkansas	13/NR	78-82	L
F.28 * AUBURN	15/NR	90-78	W
M.4 * at Florida	15/6	86-94	L

SEC Tournament (Nashville, Tenn.)

M.9 5 South Carolina	15/NR	78-65	W
M.10 5 Arkansas	15/NR	87-78	W
M.11 5 Ole Miss	15/14	77-55	W

NCAA First/Second Rounds (Uniondale, N.Y.)

M.15 6 Holy Cross	9/NR	72-68	W
M.17 6 Iowa	9/24	92-79	W

NCAA East Regional (Philadelphia, Pa.)

M.22 7 Southern California	9/NR	76-80	L
----------------------------	------	-------	---

- 1 Coaches vs. Cancer (Madison Square Garden, New York)
2 US Bank Arena (Cincinnati)
3 Georgia Dome (Atlanta)
4 Freedom Hall (Louisville, Ky.)
5 Gaylord Entertainment Center (Nashville, Tenn.)
6 Nassau Coliseum (Uniondale, N.Y.)
7 First Union Center (Philadelphia)

—Leading Scorers—

Keith Bogans (6-5 So. G)	17.0
Tayshaun Prince (6-9 Jr. F)	16.9
Jason Parker (6-8 Fr. C)	8.6
Marquis Estill (6-9 So. F)	7.3
Saul Smith (6-2 Sr. G)	6.8

2001-02 (22-10, 10-6 SEC)

Co-SEC East Champions; Ranked 16th AP, 13th USA Today/
ESPN

Coach: Tubby Smith
Captains: J.P. Blevins, Tayshaun Prince

N.15 1 WESTERN KENTUCKY	4/NR	52-64	L
N.16 1 MARSHALL	4/NR	90-73	W
N.24 MOREHEAD STATE	10/NR	94-75	W
N.28 2 Kent State	13/NR	82-68	W
D.5 VMI	11/NR	99-57	W
D.8 NORTH CAROLINA	11/NR	79-59	W
D.15 KENTUCKY STATE	9/NR	118-63	W
D.18 3 Duke	7/1	OT 92-95	L
D.22 4 Indiana	7/NR	66-52	W
D.29 LOUISVILLE	6/NR	82-62	W
J.2 5 Tulane	6/NR	101-67	W

J.5 * at Mississippi State	6/NR	OT 69-74	L
J.9 * GEORGIA	8/NR	84-88	L
J.12 * at South Carolina	8/NR	51-50	W
J.15 * OLE MISS	12/NR	87-64	W
J.19 at Notre Dame	12/NR	72-65	W
J.22 * at Auburn	8/NR	69-62	W
J.26 * ALABAMA	8/14	61-64	L
J.29 * at Florida	10/5	70-68	W
F.2 * SOUTH CAROLINA	10/NR	91-74	W
F.6 * at Tennessee	7/NR	OT 74-76	L
F.9 * at LSU	7/NR	68-56	W
F.13 * VANDERBILT	10/NR	67-59	W
F.16 * at Georgia	10/21	69-78	L
F.19 * TENNESSEE	12/NR	64-61	W
F.23 * ARKANSAS	12/NR	71-58	W
F.27 * at Vanderbilt	11/NR	73-86	L
M.2 * FLORIDA	11/8	70-67	W

SEC Tournament (Atlanta)

M.8 6 South Carolina	12/NR	57-70	L
----------------------	-------	-------	---

NCAA First/Second Rounds (St. Louis)

M.14 7 Valparaiso	12/17	OT 83-68	W
M.16 7 Tulsa	16/NR	87-82	W

NCAA East Regional (Syracuse, N.Y.)

M.22 8 Maryland	16/4	68-78	L
-----------------	------	-------	---

- 2460-2183
1 NABC Classic (Madison Square Garden, New York)
2 US Bank Arena (Cincinnati)
3 Continental Arena (East Rutherford, N.J.)
4 RCA Dome (Indianapolis)
5 Freedom Hall (Louisville, Ky.)
6 Georgia Dome (Atlanta)
7 Edward Jones Dome (St. Louis)
8 Carrier Dome (Syracuse, N.Y.)

—Leading Scorers—

Tayshaun Prince (6-9 Sr. F)	17.5
Keith Bogans (6-5 Jr. G)	11.6
Marquis Estill (6-9 Jr. C)	8.9
Gerald Fitch (6-3 So. G)	8.9
Cliff	

2014 - 2015 KENTUCKY MEN'S BASKETBALL

- 3 US Bank Arena (Cincinnati)
- 4 Louisiana Superdome (New Orleans)
- 5 Gaylord Entertainment Center (Nashville, Tenn.)
- 6 Hubert H. Humphrey Metrodome (Minneapolis)

—Leading Scorers—

Keith Bogans (6-5 Sr. G)	15.7
Gerald Fitch (6-3 Jr. G)	12.3
Marquis Estill (6-9 Sr. C)	11.6
Erik Daniels (6-8 Jr. F)	9.5
Chuck Hayes (6-6 So. F)	8.6

2003-04 (27-5, 13-3 SEC)

SEC East Champions; SEC Tournament Champions; Ranked 2nd AP, 8th USA Today/ESPN

Coach: Tubby Smith

N.21 WINTHROP	10/NR	65-44	W
N.28 TENNESSEE TECH	10/NR	108-81	W
D.1 1 Marshall	9/NR	89-76	W
D.6 2 UCLA	9/NR	52-50	W
D.13 3 Michigan State	8/21	79-74	W
D.20 4 Indiana	2/NR	80-41	W
D.23 EASTERN KENTUCKY	2/NR	101-72	W
D.27 LOUISVILLE	2/20	56-65	L
D.31 5 Austin Peay	8/NR	61-53	W
J.3 NORTH CAROLINA	8/9	61-56	W
J.10 * VANDERBILT	7/20	75-63	W
J.13 * at Mississippi State	5/20	67-66	W
J.17 * GEORGIA	5/NR	57-65	L
J.20 * at Tennessee	9/NR	OT 69-68	W
J.25 at Notre Dame	9/NR	71-63	W
J.28 * OLE MISS	5/NR	71-61	W
J.31 * at Vanderbilt	5/NR	60-66	L
F.3 * at Florida	9/21	68-65	W
F.7 * SOUTH CAROLINA	9/25	65-64	W
F.10 * ALABAMA	8/NR	66-55	W
F.14 * at Georgia	8/NR	68-74	L
F.18 * ARKANSAS	9/NR	73-56	W
F.21 * at Auburn	9/NR	68-59	W
F.25 * TENNESSEE	9/NR	92-60	W
F.29 * at LSU	9/NR	70-64	W
M.3 * at South Carolina	9/NR	84-65	W
M.7 * FLORIDA	9/NR	82-62	W

SEC Tournament (Atlanta)

M.12 6 Georgia	8/NR	69-60	W
M.13 6 South Carolina	8/NR	78-63	W
M.14 6 Florida	8/NR	89-73	W
NCAA First/Second Rounds (Columbus, Ohio)			
M.19 7 Florida A&M	2/NR	96-76	W
M.21 7 UAB	2/NR	75-76	L

2365-2036

- 1 US Bank Arena (Cincinnati)
- 2 Wooden Classic (Arrowhead Pond, Anaheim, Calif.)
- 3 Ford Field (Detroit)
- 4 RCA Dome (Indianapolis)
- 5 Freedom Hall (Louisville, Ky.)
- 6 Georgia Dome (Atlanta)
- 7 Nationwide Arena (Columbus, Ga.)

—Leading Scorers—

Gerald Fitch (6-3 Sr. G)	16.2
Erik Daniels (6-8 Sr. F)	14.5
Kelenna Azubuike (6-5 So. G)	11.1
Chuck Hayes (6-6 Jr. F)	10.7
Cliff Hawkins (6-1 Sr. J)	10.3

2004-05 (28-6, 14-2 SEC)

SEC Champions; SEC East Champions; Ranked 7th AP, 5th USA Today/ESPN

Coach: Tubby Smith

Captains: Josh Carrier, Chuck Hayes			
N.20 COPPIN STATE	9/NR	77-46	W
N.23 1 Ball State	8/NR	73-53	W
N.26 GEORGIA STATE	8/NR	77-59	W
N.30 TENNESSEE TECH	8/NR	92-63	W
D.4 at North Carolina	8/9	78-91	L
D.8 MOREHEAD STATE	10/NR	71-40	W
D.11 2 Indiana	10/NR	73-58	W
D.18 at Louisville	9/13	60-58	W
D.22 WILLIAM & MARY	8/NR	92-47	W
D.29 CAMPBELL	8/NR	82-50	W
J.5 * SOUTH CAROLINA	8/NR	79-75	W
J.9 KANSAS	8/2	59-65	L
J.12 * VANDERBILT	9/NR	69-54	W
J.15 * at Georgia	9/NR	76-55	W
J.19 * at Ole Miss	8/NR	53-50	W
J.22 * LSU	8/NR	89-58	W
J.25 * at Tennessee	7/NR	84-62	W
J.29 * at Arkansas	7/NR	68-67	W
F.5 * at Vanderbilt	6/NR	84-70	W

F.8 * FLORIDA	5/NR	69-66	W
F.12 * GEORGIA	5/NR	60-51	W
F.15 * at South Carolina	3/NR	61-73	L
F.19 * MISSISSIPPI STATE	3/NR	94-78	W
F.23 * AUBURN	5/NR	81-73	W
F.26 * at Alabama	5/16	78-71	W
M.2 * TENNESSEE	3/NR	73-61	W
M.6 * at Florida	3/NR	52-53	L

SEC Tournament (Atlanta)

M.11 3 Tennessee	4/NR	86-62	W
M.12 3 LSU	4/NR	OT 79-78	W
M.13 3 Florida	4/NR	53-70	L

NCAA First/Second Rounds (Indianapolis)

M.17 4 Eastern Kentucky	7/NR	72-64	W
M.19 4 Cincinnati	7/23	69-60	W
NCAA Austin Regional (Austin, Texas)			
M.25 5 Utah	7/18	62-52	W
M.27 5 Michigan State	7/15	2OT 88-94	L

- 1 US Bank Arena (Cincinnati)
- 2 Freedom Hall (Louisville, Ky.)
- 3 Georgia Dome (Atlanta)
- 4 RCA Dome (Indianapolis)
- 5 Frank Erwin Center (Austin, Texas)

—Leading Scorers—

Kelenna Azubuike (6-5 Jr. F)	14.7
Patrick Sparks (6-0 Jr. G)	11.0
Chuck Hayes (6-6 Sr. F)	10.9
Randolph Morris (6-10 Fr. C)	8.8
Rajon Rondo (6-1 Fr G)	8.1

2005-06 (22-13, 9-7 SEC)

Coach: Tubby Smith
Captains: Preston LeMaster, Ravi Moss, Patrick Sparks, Brandon Stockton

N.13 1 SOUTH DAKOTA ST	9/NR	71-54	W
N.14 1 LIPSCOMB	8/NR	67-49	W
N.21 2 Iowa	7/18	63-67	L
N.22 2 West Virginia	7/13	80-66	W
N.25 LIBERTY	7/NR	81-51	W
N.29 HIGH POINT	10/NR	75-55	W
D.3 NORTH CAROLINA	10/NR	79-83	L
D.6 3 at Georgia State	15/NR	73-46	W
D.10 4 Indiana	15/18	53-79	L
D.17 LOUISVILLE	23/4	73-61	W
D.23 5 Iowa	19/NR	73-67	W
D.30 6 Ohio	18/NR	71-63	W
J.3 UCF	19/NR	59-57	W
J.7 at Kansas	19/NR	46-73	L
J.10 * VANDERBILT	NR/NR	51-57	L
J.14 * ALABAMA	NR/NR	64-68	L
J.17 * at Georgia	NR/NR	69-55	W
J.21 * SOUTH CAROLINA	NR/NR	80-78	W
J.24 * at Auburn	NR/NR	71-62	W
J.29 * ARKANSAS	NR/NR	78-76	W
F.1 * at Mississippi State	NR/NR	81-66	W
F.4 * at Florida	NR/8	80-95	L
F.7 * TENNESSEE	NR/11	67-75	L
F.11 * at Vanderbilt	NR/NR	81-84	L
F.15 * GEORGIA	NR/NR	68-61	W
F.18 * at South Carolina	NR/NR	79-66	W
F.22 * OLE MISS	NR/NR	80-40	W
F.25 * at LSU	NR/24	67-71	L
M.1 * at Tennessee	NR/11	80-78	W
M.5 * FLORIDA	NR/17	64-79	L

SEC Tournament (Nashville, Tenn.)

M.9 7 Ole Miss	NR/NR	71-57	W
M.10 7 Alabama	NR/NR	68-61	W
M.11 7 South Carolina	NR/NR	61-65	L

NCAA First/Second Rounds (Philadelphia)

M.17 8 UAB	NR/25	69-64	W
M.19 8 Connecticut	NR/2	83-87	L

- 1 Guardians Classic (Lexington, Ky.)
- 2 Guardians Classic (Municipal Auditorium, Kansas City, Mo.)
- 3 Philips Arena (Atlanta)
- 4 RCA Dome (Indianapolis)
- 5 Freedom Hall (Louisville, Ky.)
- 6 US Bank Arena (Cincinnati)
- 7 Gaylord Entertainment Center (Nashville, Tenn.)
- 8 Wachovia Center (Philadelphia)

—Leading Scorers—

Randolph Morris (6-10 So. C)	13.3
Rajon Rondo (6-1 So. G)	11.2
Joe Crawford (6-4 So. G)	10.2
Patrick Sparks (6-0 Sr. G)	9.7
Ramel Bradley (6-1 So. G)	7.9

2006-07 (22-12, 9-7 SEC)

Coach: Tubby Smith

Captains: Lukaszk Obrzut, Bobby Perry, Shera Thomas

N.15 MIAMI (OHIO)	22/NR	57-46	W
N.17 MISS. VALLEY STATE	22/NR	79-56	W
N.20 1 DePaul	20/NR	87-81	W
N.21 1 UCLA	20/5	68-73	L
N.22 1 Memphis	20/11	63-80	L
N.28 COL. of CHARLESTON	NR/NR	77-61	W
D.2 at North Carolina	NR/7	63-75	L
D.5 2 Chattanooga	NR/NR	79-63	W
D.9 INDIANA	NR/NR	59-54	W
D.16 at Louisville	NR/NR	61-49	W
D.19 SANTA CLARA	NR/NR	74-60	W
D.22 MASSACHUSETTS	NR/NR	82-68	W
D.29 EASTERN KENTUCKY	NR/NR	78-65	W
J.3 HOUSTON	NR/NR	77-70	W
J.6 * at Ole Miss	NR/NR	68-58	W
J.10 * AUBURN	NR/NR	84-57	W
J.13 * MISSISSIPPI STATE	NR/NR	64-60	W
J.16 * at South Carolina	25/NR	87-49	W
J.20 * VANDERBILT	25/NR	67-72	L
J.24 * at Georgia	NR/NR	OT 69-78	L
J.28 * TENNESSEE	NR/NR	76-57	W
F.3 * at Arkansas	NR/NR	82-74	W
F.7 * SOUTH CAROLINA	20/NR	95-89	W
F.10 * FLORIDA	20/1	61-64	L
F.13 * at Tennessee	20/NR	85-89	L
F.17 * at Alabama	20/25	61-72	L
F.20 * LSU	NR/NR	70-63	W
F.25 * at Vanderbilt	NR/17	65-67	L
F.28 * GEORGIA	NR/NR	82-70	W
M.4 * at Florida	NR/5	72-85	L

SEC Tournament (Atlanta)

M.8 3 Alabama	NR/NR	79-67	W
M.9 3 Mississippi State	NR/NR	OT 82-84	L

NCAA First/Second Rounds (Chicago)

M.16 4 Villanova	NR/NR	67-58	W
M.18 4 Kansas	NR/2	76-88	L

- 1 EA Sports Maui Invitational (Lahaina Civic Center, Maui, Hawaii)
- 2 Freedom Hall (Louisville, Ky.)
- 3 Georgia Dome (Atlanta)
- 4 United Center (Chicago)

—Leading Scorers—

Randolph Morris (6-11 Jr. C)	14.1
Joe Crawford (6-5 Jr. G)	16.0
Ramel Bradley (6-2 Jr. G)	13.4
Jodie Meeks (6-5 Fr. G)	8.7
Bobby Perry (6-8 Sr. F)	8.4

BILLY GILLISPIE ERA (2008-2009)

2007-08 (18-13, 12-4 SEC)

Coach: Billy Gillispie

N.6 1 CENTRAL ARKANSAS	20/NR	67-40	W
N.7 1 GARDNER-WEBB	20/NR	68-84	L
N.21 LIBERTY	NR/NR	80-54	W
N.24 TEXAS SOUTHERN	NR/NR	83-35	W
N.27 STONY BROOK	NR/NR	62-52	W
D.1 NORTH CAROLINA	NR/1	77-86	L
D.8 at Indiana	NR/15	51-70	L
D.15 2 vs. Houston	NR/NR	76-79	L
D.18 at Houston	NR/NR	69-83	L
D.22 TENNESSEE TECH	NR/NR	69-47	W
D.29 SAN DIEGO	NR/NR	72-81	L
D.31 FLORIDA INT	NR/NR	92-49	W
J.5 LOUISVILLE	NR/NR	75-89	L
J.12 * VANDERBILT	NR/13	79-73 OT	W
J.15 * at Mississippi State	NR/NR	69-64	L
J.19 * at Florida	NR/NR	70-81 OT	L
J.22 * TENNESSEE	NR/8	72-66	W
J.26 * SOUTH CAROLINA	NR/NR	78-70	W
F.2 * at Auburn	NR/NR	63-58	W
F.6 * at Georgia	NR/NR	66-63	W
F.9 * ALABAMA	NR/NR	62-52	W
F.12 * at Vanderbilt	NR/24	52-93	L
F.16 * at LSU	NR/NR	67-63	W
F.19 * GEORGIA	NR/NR	61-55	W
F.23 * ARKANSAS	NR/NR	63-58	W
F.27 * OLE MISS	NR/NR	58-54	W
M.2 * at Tennessee	NR/2	60-63	L
M.5 * at South Carolina	NR/NR	71-63	W
M.9 * FLORIDA	NR/NR	75-70	W

SEC Tournament (Atlanta, Ga.)

M.15 3 vs. Georgia	NR/NR	56-60 OT	L
NCAA First/Second Rounds (Anaheim, Calif.)			
M.20 4 vs. Marquette	NR/25	66-74	L

- 1 2k Sports College Hoops Classic (Lexington, Ky.)
- 2 Freedom Hall (Louisville, Ky.)
- 3 Alexander Memorial Coliseum- Ga. Tech (Atlanta)
- 4 Honda Center (Anaheim, Calif.)

—Leading Scorers—

Joe Crawford (6-5, Sr.)	17.9
Patrick Patterson (6-8, Fr.)	16.4
Ramel Bradley (6-2, Sr.)	15.9
Jodie Meeks (6-4, So.)	8.8
Perry Stevenson (6-9, So.)	5.9

2008-09 (22-14, 8-8 SEC)

Coach: Billy Gillispie

N.14 VMI	NR/NR	103-111	L
N.18 at North Carolina	NR/1	58-77	W
N.22 1 DELAWARE STATE	NR/NR	71-42	W
N.24 1 LONGWOOD	NR/NR	91-57	W
N.28 2 vs. Kansas State	NR/NR	74-72	W
N.29 2 vs. West Virginia	NR/NR	54-43	W
D.3 LAMAR	NR/NR	103-61	W
D.6 MIAMI (FLA)	NR/21	67-73	L
D.7 MISSISSIPPI VALLEY ST.	NR/NR	88-65	W
D.13 INDIANA	NR/NR	72-54	W
D.20 3 vs. Appalachian State	NR/NR	93-69	W
D.22 TENNESSEE STATE	NR/NR	102-58	W
D.27 FLORIDA ATLANTIC	NR/NR	76-69	W
D.29 CENTRAL MICHIGAN	NR/NR	84-52	W
J.4 at Louisville	NR/18	71-74	L
J.10 * VANDERBILT	NR/NR	70-60	W
J.13 * at Tennessee	NR/24	90-72	W
J.18 * at Georgia	NR/NR	68-45	W
J.21 * AUBURN	NR/NR	73-64	W
J.24 * at Alabama	NR/NR	61-51	W
J.27 * at Ole Miss	NR/NR	80-85	L
J.31 * SOUTH CAROLINA	NR/NR	77-78	L
F.3 * MISSISSIPPI STATE	NR/NR	57-66	L
F.10 * FLORIDA	NR/NR	68-65	W
F.14 * at Arkansas	NR/NR	79-63	W
F.17 * at Vanderbilt	NR/NR	64-77	L
F.21 * TENNESSEE	NR/NR	77-58	W
F.25 * at South Carolina	NR/NR	59-77	L
F.28 * LSU	NR/18	70-73	L
M.4 * GEORGIA	NR/NR	85-90	L
M.7 * at Florida	NR/NR	53-60	L

SEC Tournament (Tampa, Fla.)

M.12 4 vs. Ole Miss	NR/NR	71-58</
---------------------	-------	---------

2014 - 2015 KENTUCKY MEN'S BASKETBALL

J.12 * at Florida	2/NR	89-77	W
J.16 * at Auburn	2/NR	72-67	W
J.23 * ARKANSAS	2/NR	101-70	W
J.26 * at South Carolina	1/NR	62-68	L
J.30 * VANDERBILT	1/21	85-72	W
F.2 * OLE MISS	4/25	85-75	W
F.6 * at LSU	4/NR	81-55	W
F.9 * ALABAMA	3/NR	66-55	W
F.13 * TENNESSEE	3/12	73-62	W
F.16 * at Mississippi State	3/NR	81-75 OT	W
F.20 * at Vanderbilt	2/17	58-56	W
F.25 * SOUTH CAROLINA	2/NR	82-61	W
F.27 * at Tennessee	2/19	65-74	L
M.3 * at Georgia	3/NR	80-69	W
M.7 * FLORIDA	3/NR	74-66	W
SEC Tournament (Nashville, Tenn.)			
M.12 5 vs. Alabama	2/NR	73-67	W
M.13 5 vs. Tennessee	2/15	74-45	W
M.14 5 vs. Mississippi State	2/NR	75-74 OT	W
NCAA Tournament First/Second Rds. (New Orleans)			
M.18 6 vs. East Tenn. St.	2/NR	100-71	W
M.20 6 vs. Wake Forest	2/NR	90-60	W
NCAA Tournament East Regional (Syracuse, N.Y.)			
M.25 7 vs. Cornell	2/NR	82-45	W
M.27 7 vs. West Virginia	2/6	86-73	L

3012-2468			
1 Cancun Challenge (Rupp Arena, Lexington, Ky.)			
2 Cancun Challenge (Moon Palace Resort, Cancun, Mexico)			
3 Freedom Hall (Louisville, Ky.)			
4 SEC/Big East Challenge (Madison Square Garden, New York)			
5 Bridgestone Arena, Nashville, Tenn.			
6 New Orleans Arena, New Orleans			
7 Carrier Dome, Syracuse, N.Y.			

—Leading Scorers—			
John Wall (6-4, Fr.)	16.6		
DeMarcus Cousins (6-11, Fr.)	15.1		
Patrick Patterson (6-9, Jr.)	14.3		
Eric Bledsoe (6-1, Fr.)	11.3		
Darius Miller (6-7, So.)	6.5		

2010 Canada Exhibition Tour			
(Not counted in win-loss record)			
Aug.15 Windsor	95-62	W	
Aug.16 Western Ontario	96-68	W	
Aug.17 Windsor	104-75	W	

2010-11 (29-9, 10-6 SEC)			
SEC Tournament Champions; NCAA Final Four;			
Ranked 11th AP, 3rd USA Today/ESPN			
Coach: John Calipari			
N.12 E. TENNESSEE ST.	11/NR	88-65	W
N.19 1 Portland	12/NR	79-48	W
N.22 2 Oklahoma	8/NR	76-64	W
N.23 2 Washington	8/13	74-67	W
N.24 2 Connecticut	8/NR	67-84	L
N.30 BOSTON	10/NR	91-57	W
D.4 at North Carolina	10/NR	73-75	L
D.8 3 Notre Dame	17/23	72-58	W
D.11 INDIANA	17/NR	81-62	W
D.18 MISS. VALLEY ST.	17/NR	85-60	W
D.22 WINTHROP	13/NR	89-52	W
D.28 COPPIN STATE	11/NR	91-61	W
D.31 at Louisville	11/22	78-63	W
J.3 PENN	10/NR	86-62	W
J.8 * at Georgia	10/NR	70-77	L
J.11 * AUBURN	13/NR	78-54	W
J.15 * LSU	13/NR	82-44	W
J.18 * at Alabama	12/NR	66-68	L
J.22 * at South Carolina	12/NR	67-58	W
J.29 * GEORGIA	14/NR	66-60	W
F.1 * at Ole Miss	10/NR	69-71	L
F.5 * at Florida	10/NR	68-70	L
F.8 * TENNESSEE	18/NR	73-61	W
F.12 * at Vanderbilt	18/23	77-81	L
F.15 * MISSISSIPPI STATE	22/NR	85-79	W
F.19 * SOUTH CAROLINA	22/NR	90-59	W
F.23 * at Arkansas	22/NR	OT 76-77	L
F.26 * FLORIDA	22/13	76-68	W
M.1 * VANDERBILT	20/21	68-66	W
M.6 * at Tennessee	20/NR	64-58	W
SEC Tournament (Atlanta)			
M.11 4 Ole Miss	15/NR	75-66	W
M.12 4 Alabama	15/NR	72-58	W
M.13 4 Florida	15/12	70-54	W
NCAA First/Second Rounds (Tampa, Fla.)			
M.17 5 Princeton	11/NR	59-57	W
M.19 5 West Virginia	11/22	71-63	W

NCAA East Regional (Newark, N.J.)			
M.25 6 Ohio State	11/1	62-60	W
M.27 6 North Carolina	11/7	76-69	W
NCAA Final Four (Houston)			
A.2 7 Connecticut	11/9	55-56	L
2,845-2,412			
1 Rose Garden (Portland, Ore.)			
2 EA Sports Maui Invitational (Lahaina Civic Center, Maui, Hawaii)			
3 SEC/Big East Invitational (Freedom Hall, Louisville, Ky.)			
4 Georgia Dome (Atlanta)			
5 St. Pete Times Forum (Tampa, Fla.)			
6 Prudential Center (Newark, N.J.)			
7 Reliant Stadium (Houston)			

2011-12 (38-2, 16-0 SEC)

National Champions; SEC Champions; SEC East Champions;			
Ranked 1st AP, 1st USA Today/ESPN			
Coach: John Calipari			
N.11 MARIST	2/NR	108-58	W
N.15 1 vs. Kansas	2/12	75-65	W
N.19 2 vs. Penn State	2/NR	85-47	W
N.20 2 vs. Old Dominion	2/NR	62-52	W
N.23 RADFORD	2/NR	88-40	W
N.26 PORTLAND	2/NR	87-63	W
D.1 ST. JOHN'S	1/NR	81-59	W
D.3 NORTH CAROLINA	1/5	73-72	W
D.10 at Indiana	1/NR	73-72	L
D.17 CHATTANOOGA	3/NR	87-62	W
D.20 SAMFORD	3/NR	82-50	W
D.22 LOYOLA	3/NR	87-63	W
D.28 LAMAR	3/NR	86-64	W
D.31 LOUISVILLE	3/4	69-62	W
J.3 3 vs. Arkansas Little Rock	2/NR	73-51	W
J.7 * SOUTH CAROLINA	2/NR	79-64	W
J.11 * at Auburn	2/NR	68-53	W
J.14 * at Tennessee	2/NR	65-62	W
J.17 * ARKANSAS	2/NR	86-63	W
J.21 * ALABAMA	2/NR	77-71	W
J.24 * at Georgia	1/NR	57-44	W
J.28 * at LSU	1/NR	74-50	W
J.31 * TENNESSEE	1/NR	69-44	W
F.4 * at South Carolina	1/NR	86-52	W
F.7 * FLORIDA	1/8	78-58	W
F.11 * at Vanderbilt	1/NR	69-63	W
F.18 * OLE MISS	1/NR	77-62	W
F.21 * at Mississippi State	1/NR	73-64	W
F.25 * VANDERBILT	1/NR	83-74	W
M.1 * GEORGIA	1/NR	79-49	W
M.4 * at Florida	1/16	74-59	W
SEC Tournament (New Orleans)			
M.9 4 LSU	1/NR	60-51	W
M.10 4 Florida	1/22	74-71	W
M.11 4 Vanderbilt	1/NR	71-64	L
NCAA First/Second Rounds (Louisville, Ky.)			
M.15 5 Western Kentucky	1/NR	81-66	W
M.17 5 Iowa State	1/NR	87-71	W
NCAA East Regional (Atlanta)			
M.23 6 Indiana	1/16	102-90	W
M.25 6 Baylor	1/9	82-70	W
NCAA Final Four (New Orleans)			
M.31 7 Louisville	1/17	69-61	W
A.2 7 Kansas	1/6	67-59	W
3,095-2,423			
1 Champions Classic (Madison Square Garden, N.Y.)			
2 Hall of Fame Tip-off (Mohegan Sun, Uncasville, Conn.)			
3 Freedom Hall (Louisville, Ky.)			
4 Superdome (New Orleans)			
5 KFC Yum! Center (Louisville, Ky.)			
6 Georgia Dome (Atlanta)			
7 Superdome (New Orleans)			

—Leading Scorers—			
Anthony Davis (6-10 Fr. F.)	14.2		
Doron Lamb (6-4 So. G.)	13.7		
Terrence Jones (6-9, So. F.)	12.3		
Michael Kidd-Gilchrist (6-7, Fr. F.)	11.9		
Marquis Teague (6-2, Fr. G.)	10.0		

N.9 1 vs. Maryland	3/NR	72-69	W
N.13 2 vs. Duke	3/9	75-68	L
N. 163 LAFAYETTE	3/NR	101-49	W
N. 21 3 MOREHEAD STATE	8/NR	81-70	W
N. 23 3 LIU-BROOKLYN	8/NR	104-75	W
N. 29 4 at Notre Dame	8/NR	64-50	L
D. 1 BAYLOR	8/NR	64-55	L
D. 4 SAMFORD	NR/NR	88-56	W
D. 8 PORTLAND	NR/NR	74-46	W
D. 15 LIPSCOMB	NR/NR	88-50	W
D. 22 MARSHALL	NR/NR	82-54	W
D. 29 at Louisville	NR/4	80-77	L
J. 2 EASTERN MICHIGAN	NR/NR	90-38	W
J. 10 * at Vanderbilt	NR/NR	60-58	W
J. 12 * TEXAS A&M	NR/NR	83-71	L
J. 15 * TENNESSEE	NR/NR	75-65	W
J. 19 * at Auburn	NR/NR	75-53	W
J. 22 * at Alabama	NR/NR	59-55	L
J. 26 * LSU	NR/NR	75-70	W
J. 29 * at Ole Miss	NR/16	87-74	W
F. 2 * at Texas A&M	NR/NR	72-68 OT	W
F. 5 * SOUTH CAROLINA	NR/NR	77-55	W
F. 9 * AUBURN	NR/NR	72-62	W
F. 12 * at Florida	25/7	69-52	L
F. 16 * at Tennessee	25/NR	88-58	L
F. 20 * VANDERBILT	NR/NR	74-70	W
F. 23 * MISSOURI	NR/NR	90-83 OT	W
F. 27 * MISSISSIPPI STATE	NR/NR	85-55	W
M. 2 * at Arkansas	NR/NR	73-60	L
M. 7 * at Georgia	NR/NR	72-62	L
M. 9 * FLORIDA	NR/11	61-57	W
SEC Tournament (Nashville)			
M.15 5 Vanderbilt	NR/NR	64-48	L
NIT First Rounds (Moon Township, Pa.)			
M.19 6 Robert Morris	NR/NR	59-57	L
2,396-2,127			

1 Barclays Center Classic (Barclay's Center, Brooklyn)			
2 Champions Classic (Georgia Dome, Atlanta)			
3 Barclay's Center Classic (Rupp Arena)			
4 SEC/Big East Challenge (South Bend, Ind.)			
5 SEC Tournament (Bridgestone Arena, Nashville)			
6 NIT First Round (SeWall Center, Moon Township, Pa.)			

2013-14 (29-11, 12-6 SEC)

National Runner-Up;			
Ranked 18th AP, 2nd USA Today/ESPN			
Coach: John Calipari			
N.8 UNC ASHEVILLE	1/NR	89-57	W
N.10 NORTHERN KENTUCKY	1/NR	93-63	W
N.12 1 vs. Michigan State	1/2	78-74	L
N. 17 2 ROBERT MORRIS	1/NR	87-49	W
N. 19 2 UT-ARLINGTON	4/NR	105-76	W
N. 25 2 CLEVELAND STATE	3/NR	68-61	W
N. 27 2 EASTERN MICHIGAN	3/NR	81-63	W
D. 1 3 vs. Providence	3/NR	79-65	W
D. 6 4 vs. Baylor	3/20	67-62	L
D. 10 BOISE STATE	11/NR	70-55	W
D. 14 at North Carolina	11/18	82-77	L
D. 21 BELMONT	19/NR	93-80	W
D. 28 LOUISVILLE	19/6	73-66	W
J. 8 * MISSISSIPPI STATE	14/NR	85-63	W
J. 11 * at Vanderbilt	14/NR	71-62	W
J. 14 * at Arkansas	13/NR	87-85 OT	L
J. 18 * TENNESSEE	13/NR	74-66	W
J. 21 * TEXAS A&M	14/NR	68-51	W
J. 25 * GEORGIA	14/NR	79-54	W
J. 28 * at LSU	11/NR	87-82	L
F. 1 * at Missouri	11/NR	84-79	W
F. 4 * OLE MISS	18/NR	80-64	W
F. 8 * at Mississippi State	18/NR	69-59	W
F. 12 * at Auburn	14/NR	64-56	W
F. 15 * FLORIDA	14/3	69-59	L
F. 18 * at Ole Miss	18/NR	84-70	W
F. 22 * LSU	18/NR	77-76 OT	W
F. 27 * ARKANSAS	17/NR	71-67 OT	L
M. 1 * at South Carolina	17/NR	72-67	L
M. 4 * ALABAMA	25/NR	55-48	W
M. 8 * at Florida	25/1	84-65	L

SEC Tournament (Atlanta)			
M. 14 5 vs. LSU	RV/NR	85-67	W
M. 15 5 vs. Georgia	RV/NR	70-58	W

M. 16 5 vs. Florida	RV/1	61-60	L
NCAA Second/Third Rounds (St. Louis)			
M. 21 6 vs. Kansas State	RV/NR	56-49	W
M. 23 6 vs. Wichita State	RV/2	78-76	W
NCAA Regional Round (Indianapolis)			
M.28 7 vs. Louisville	RV/5	74-69	W
M. 30 7 vs. Michigan	RV/7	75-72	W
NCAA Final Four (Arlington, Texas)			
A. 5 8 vs. Wisconsin	RV/12	74-73	W
A. 7 8 vs. Connecticut	RV/18	60-54	L
2992-2665			
1 Champions Classic (United Center, Chicago)			
2 Keightley Classic (Rupp Arena, Lexington, Ky.)			
3 Barclays Center (Brooklyn, N.Y.)			
4 Big 12/SEC Challenge (AT&T Stadium, Arlington, Texas)			
5 SEC Tournament (Georgia Dome, Atlanta)			
6 NCAA Second and Third Rounds (Scottrade Center, St. Louis)			
7 NCAA Regional Round (Lucas Oil Stadium, Indianapolis)			
8 NCAA Final Four (AT&T Stadium, Arlington, Texas)			

—Leading Scorers—			
Julius Randle (6-9 Fr. F.)	15.0		
James Young (6-7 Fr. G/F)	14.3		
Aaron Harrison (6-6, Fr. G.)	13.7		
Andrew Harrison (6-6, Fr. G.)	10.9		
Willie Cauley-Stein (7-0, So. F.)	6.8		

2014 Big Blue Bahamas

(Not counted in win-loss record)			
Aug.10 Puerto Rico Reserves	74-49	W	
Aug.11 Chalons-Reims	81-58	W	
Aug.12 Puerto Rico Reserves	93-57	W	
Aug.15 Dominican Republic	84-71	W	
Aug.16 Chalons-Reims	77-72	W	
Aug.17 Dominican Republic	63-62	L	

SERIES RECORDS VS. OPPONENTS

School	W	L	Last Time	Date	School	W	L	Last Time	Date	School	W	L	Last Time	Date	School	W	L	Last Time	Date
Advent Memorial	0	1	L, 41-27	1/18/1909	Florida State	6	2	W, 106-81	3/27/1993	Morehead St.	10	0	W, 81-70	11/21/2012	Texas State	1	0	W, 82-36	12/10/1991
Air Force	1	0	W, 78-58	12/17/1965	Fort Benning	1	0	W, 81-25	1/7/1946	Mount St. Mary's	1	0	W, 113-67	3/16/1995	Texas Tech	4	0	W, 83-68	12/17/1994
Akron	2	0	W, 83-64	11/28/1981	Fort Knox	7	0	W, 80-41	12/1/1947	Navy	3	1	W, 80-69	1/25/1987	Toledo	1	0	W, 63-54	11/27/1984
Alabama	103	37	W, 55-48	3/4/2014	Furman	1	0	W, 104-73	12/19/1989	Nebraska	2	1	W, 85-60	12/15/1972	Transylvania	7	7	W, 30-24	3/3/1911
Alaska-Anchorage	5	0	W, 62-42	12/27/1999	Gardner-Webb	0	1	L, 68-84	11/07/2007	New Albany YMCA	0	1	L, 29-12	2/12/1906	Tufts	1	0	W, 66-56	3/24/1945
Alcorn State	1	0	W, 94-63	1/2/2003	George Washington	1	0	W, 70-55	11/24/1997	New Mexico State	1	0	W, 82-60	3/12/1999	Tulane	41	5	W, 76-60	1/11/2002
Alumni	4	0	W, 62-25	12/7/1940	Georgia	117	26	W, 70-58	3/15/2014	New York U.	0	2	L, 41-28	1/8/1936	Tulsa	5	0	W, 87-82	3/16/2002
American	1	0	W, 75-52	12/23/1997	Georgia State	2	0	W, 73-46	12/6/2005	Niagara	1	0	W, 67-61	3/13/1976	UAB	2	3	L, 76-79	12/15/2007
Appalachian State	1	0	W, 93-69	12/20/2008	Georgia Tech	56	15	L, 86-84	12/9/2000	North Carolina	13	23	L, 82-77	12/14/2013	UCLA	6	4	L, 73-68	11/21/2006
Arizona	2	3	L, 63-51	11/26/1999	Georgetown (Ky.)	35	15	W, 39-19	12/2/1938	UNC-Asheville	4	0	W, 89-57	11/8/2013	UNLV	4	0	W, 70-60	3/17/2009
Arizona State	3	0	W, 82-65	11/25/2002	Georgetown	0	2	L, 53-40	3/31/1984	N.C. State	3	1	L, 54-51	2/2/1986	Utah	9	2	W, 62-52	3/25/2005
Arkansas	25	11	L, 71-67 ^{OT}	2/27/2014	Gonzaga	1	0	W, 80-72	11/27/2002	Northern Colorado	1	0	W, 106-73	12/1/1959	Utah State	1	0	W, 92-64	12/23/1957
Arkansas-Little Rock	1	0	W, 73-51	1/3/2012	Great Lakes	0	2	L, 53-39	3/6/1943	Northern Kentucky	1	0	W, 93-63	11/10/2013	UTEP	0	1	L, 72-65	3/19/1966
Arkansas State	1	0	W, 75-6	1/8/1945	Hardin-Simmons	1	0	W, 83-55	12/1/1965	Northwestern	7	1	L, 89-77	12/1/1975	Valparaiso	1	0	W, 83-68	3/14/2002
Army	2	0	W, 80-65	12/21/1968	Hartford	1	0	W, 104-61	12/29/2009	Northwestern State	1	1	L, 85-82	12/7/1988	Vanderbilt	140	45	W, 71-62	1/11/2014
Ashland YMCA	2	0	W, 30-19	1/20/2014	Hawaii	2	0	W, 86-59	11/28/1987	Notre Dame	42	19	L, 64-50	11/29/2012	Vernon (Ind.)	1	0	W, 34-14	2/13/1906
Auburn	89	17	W, 64-56	2/12/2014	High Point	3	0	W, 75-55	11/29/2005	Oglethorpe	1	0	W, 81-12	12/13/1934	Villanova	6	0	W, 67-58	3/16/2007
Austin Peay	5	0	W, 90-69	12/19/2009	Holy Cross	3	0	W, 72-68	3/15/2001	Ohio	14	1	W, 71-63	12/30/2005	Virginia	6	3	L, 75-61	11/26/2002
Ball State	1	0	W, 73-53	11/23/2004	Houston	3	1	L, 69-83	12/18/2007	Ohio State	11	8	W, 62-60	3/25/2011	Virginia Tech	3	1	W, 84-60	3/16/1996
Baylor	7	2	L, 67-62	12/6/2013	Idaho	2	0	W, 91-35	12/17/1955	Old Wesleyan	0	1	L, 37-19	2/9/1911	VMI	5	3	L, 111-103	11/4/2008
Belmont	1	0	W, 93-80	12/21/2013	Illinois	11	4	W, 54-51	3/24/1984	Oklahoma	3	0	W, 76-64	11/22/2010	Wabash	1	1	W, 96-24	12/28/1946
Berea	11	0	W, 56-32	12/4/1944	Indiana	32	24	W, 102-90	3/23/2012	Oklahoma State	3	1	W, 90-65	12/21/1974	Wake Forest	5	0	W, 90-60	3/20/2010
Bethany	1	0	W, 24-11	2/4/2011	Indiana Central	4	0	W, 94-61	12/3/1949	Old Dominion	2	0	W, 62-52	11/20/2011	Wash. U St. Louis	2	0	W, 69-39	2/7/1948
Boise State	1	0	W, 70-55	12/10/2013	Iona	6	0	W, 73-67	12/23/2005	Ole Miss	102	13	W, 84-70	2/18/2014	Washington	2	0	W, 74-67	11/23/2010
Boston University	3	0	W, 91-57	11/30/2010	Iowa	5	3	L, 67-63	11/21/2005	Oregon	1	0	W, 95-68	12/16/1972	Washington & Lee	12	1	W, 94-66	12/1/1956
Bowling Green	2	1	L, 56-54	12/16/1988	Iowa State	3	0	W, 87-71	3/17/2012	Oregon State	3	0	W, 82-74	12/20/1975	Washington State	1	0	W, 97-75	12/20/1974
Bradley	3	0	W, 79-58	11/30/1979	IUPUI	1	0	W, 95-64	3/21/2003	Otterbier	0	1	L, 41-27	2/10/1911	Wayne	1	0	W, 84-64	3/16/1956
BYU	3	0	W, 93-68	3/17/1984	Jacksonville	1	1	W, 107-91	12/18/1981	Pennsylvania	5	0	W, 86-62	1/3/2011	West Carolina	2	0	W, 82-55	2/6/1997
Butler	4	0	W, 90-53	11/27/1982	Jacksonville State	1	0	W, 91-48	11/21/2000	Penn State	3	1	W, 85-47	11/19/2011	Western Kentucky	4	2	W, 81-66	3/15/2012
California	2	0	W, 89-71	11/28/1988	Kansas	21	6	W, 67-59	4/2/2012	Pepperdine	1	0	W, 88-56	12/21/1985	Western Ontario	4	0	W, 90-18	12/10/1949
Campbell	1	0	W, 82-50	12/29/2004	Kansas State	9	0	W, 56-49	3/21/2014	Phillips Oilers	0	1	L, 53-49	3/31/1948	West Texas State	2	0	W, 121-67	12/4/1978
Canisius	2	0	W, 81-54	12/10/1997	Kent St.	1	0	W, 82-68	11/28/2001	Pittsburgh	4	2	L, 68-56	11/27/1998	West Virginia	14	5	W, 71-63	3/19/2011
Carnegie Tech	2	0	W, 61-14	12/28/1943	Kentucky State	1	0	W, 118-63	12/15/2001	Portland	4	0	W, 74-46	12/8/2012	Wichita State	1	0	W, 78-76	3/23/2014
Centenary	3	1	W, 70-18	12/27/1940	*Ky. Wesleyan	8	2	W, 57-18	12/10/1938	Portland State	1	0	W, 114-88	12/16/1977	William & Mary	1	0	W, 92-47	12/22/2004
Central	7	9	W, 52-10	2/1/1912	Lafayette	1	0	W, 101-49	11/16/2012	Princeton	3	1	W, 59-57	3/17/2011	Winthrop	2	0	W, 89-52	12/22/2010
Central Arkansas	1	0	W, 67-40	11/06/2007	Lamar	3	0	W, 86-64	12/28/2011	Providence	2	0	W, 79-65	12/1/2013	Wisconsin	4	1	W, 74-73	4/5/2014
Central Florida	1	0	W, 59-57	1/3/2006	LaSalle	3	0	W, 109-77	12/2/1978	Purdue	6	2	W, 89-75	12/3/1997	Wis.-Green Bay	1	0	W, 74-62	12/6/1995
Central Michigan	2	0	W, 84-52	12/29/2008	Lexington High	1	1	L, 36-29	1/13/1910	Radford	1	0	W, 88-40	11/23/2011	Wright Field	1	0	W, 61-28	1/15/1944
Centre	18	10	W, 47-11	2/13/1929	Lexington YMCA	2	5	L, 27-25	1/24/1913	Rhode Island	1	0	W, 46-45	3/20/1946	Wright State	3	0	W, 97-75	11/23/1998
CCNY	0	1	L, 89-50	3/14/1950	Liberty	2	0	W, 80-54	11/21/2007	Rider	3	0	W, 92-63	11/21/2009	Wyoming	2	0	W, 66-40	12/16/1983
Chaminade	1	0	W, 89-57	11/26/1985	Lipscomb	2	0	W, 88-50	12/15/2012	Robert Morris	2	1	W, 87-49	11/17/2013	Xavier	37	2	W, 115-77	11/30/1968
Charlotte	2	0	W, 84-81	12/19/1987	Long Beach State	1	0	W, 86-73	12/23/2009	Rose Polytechnic	1	1	W, 33-12	1/30/1917	Yale	1	0	W, 79-58	12/27/1961
Chattanooga	12	0	W, 87-62	12/17/2011	LJU-Brooklyn	3	1	W, 104-75	11/23/2012	Rutgers	1	0	W, 60-54	12/28/1992					
Chicago	2	0	W, 42-16	1/2/1935	Longwood	1	0	W, 91-57	11/24/2008	Sam Houston	1	0	W, 102-92	11/19/2009					
Christ Church	0	4	L, 30-19	3/1/1913	LSU	85	25	W, 85-67	3/14/2014	Samford	2	0	W, 88-56	12/4/2012					
Cincinnati	27	10	W, 69-60	3/19/2005	Louisville	32	15	W, 74-69	3/28/2014	San Diego	0	1	L, 72-81	12/29/2007					
Cincinnati YMCA	0	2	L, 38-9	1/27/1906	Louisville Coliseum	1	1	L, 30-18	2/22/1908	San Francisco	1	0	W, 110-83	12/28/1993					
Clemson	12	4	W, 76-61	11/29/1997	Louisville YMCA	1	0	W, 30-21	1/17/1914	San Jose State	1	0	W, 110-72	3/14/1996					
Cleveland State	2	0	W, 68-61	11/25/2013	Louisville YMHA	1	0	W, 59-12	1/31/1914	Santa Clara	1	0	W, 74-60	12/19/2006					
C. of Charleston	2	0	W, 77-61	11/28/2006	Loyola (Ill.)	4	3	L, 100-91	3/14/1964	Seattle	1	0	W, 84-72	3/22/1958					
Colorado	1	0	W, 64-52	11/26/1998	Loyola (La.)	1	0	W, 86-64	12/30/1963	Seton Hall	1	1	L, 63-60	11/26/1988					
Columbia	1	0	W, 76-53	3/18/1948	Loyola (Md.)	1	0	W, 87-63	12/22/2011	Sewanee	6	0	W, 60-15	2/15/1934					
Connecticut	1	4	L, 60-54	4/7/2014	Maine	1	0	W, 100-54	12/30/1980	South Carolina	47	11	L, 72-67	3/1/2014					
Coppin State	2	0	W, 91-61	12/28/2010	Marietta	2	2	L, 27-23	3/4/1916	South Carolina St.	1	0	W, 82-67	3/13/1998					
Cornell	1	1	W, 62-45	3/25/2010	Marist	1	0	W, 108-58	11/11/2011	Southern Cal	0	3	L, 80-76	3/22/2001					
Creighton	8	4	W, 65-63	3/23/2009	Marquette	7	7	L, 66-74	3/20/2008	SMU	3	2	L, 56-54	12/4/1984					
Cumberland	4	1	W, 37-21	1/15/1921	Marshall	12	0	W, 82-54	12/22/2012	South Dakota State	1	0	W, 71-54	11/13/2005					
Dartmouth	3	1	W, 102-77	12/21/1973	Maryland	8	5	W, 72-69	11/9/2012	St. Andrews	1	1	L, 50-25	2/26/1915					
Davidson	1	0	W, 75-55	3/14/1986	Maryville	5	0	W, 53-14	12/13/1940	St. Bonaventure	1	0	W, 85-80 ^{OT}	3/16/2000					
Dayton	3	2	L, 68-66	11/29/1999	Massachusetts	5	1	W, 82-68	12/22/2006	St. John's	11	5	W, 81-59	12/1/2011					
Delaware State	1	0	W, 71-42	11/22/2008	Memphis	0	1	L, 80-63	11/22/2006	St. Joseph's	2	0	W, 102-72	3/20/1997					
DePaul	18	3	W, 87-81	11/20/2006	Mercer	2	1	W, 82-51	11/19/1998	Stony Brook	1	0	W, 62-52	11/27/2007					
DePauw	1	3	W, 38-35	2/4/1944	Mexico	3	0	W, 56-26	1/24/1942	Saint Louis	8	9	W, 88-61	3/15/1998					
Detroit Mercy	1	1	W, 83-46	12/7/1982	Mexico YMCA	1	0	W, 25-14	1/8/1924	Stanford	3	0	W, 73-65 ^{OT}	11/25/2009					
Drexel	1	0	W, 88-44	12/21/2009	Miami (Fla.)	3	1	L, 67-73	12/6/2008	Syracuse	8	3	L, 52-50	3/18/2000					
Duke	11	9	L, 75-68	11/13/2012	Miami (Ohio)	22	4	W, 72-70	11/16/2009	Temple	14	4	W, 56-52	12/8/1962					
Duquesne																			

KENTUCKY VS. D1 CONFERENCES

IN THE SEC
1,044 - 310

Alabama 103-37

Arkansas 25-11

Auburn 89-17

Florida 94-36

Georgia 116-26

LSU 84-25

Mississippi 102-13

Mississippi State 91-20

Missouri 2-0

South Carolina 47-11

Tennessee 150-67

Texas A&M 2-1

Vanderbilt 139-46

American 2-1	Big Ten 99-58	Metro Atlantic 14-0	Southland 6-1
Connecticut 0-1	Illinois 11-4	Canisius 2-0	Sam Houston State 1-0
Louisville 2-0	Indiana 32-24	Iona 6-0	Lamar 3-0
	Iowa 5-3	Loyola (Md.) 1-0	Northwestern State 1-1
America East 6-0	Michigan 5-2	Marist 1-0	Texas State 1-0
Boston University 3-0	Michigan State 12-11	Niagara 1-0	
Maine 1-0	Minnesota 4-1	Rider 3-0	Summit League 4-1
Stony Brook 1-0	Northwestern 7-1		Centenary 3-1
Hartford 1-0	Ohio State 11-8	Mid-American 47-6	IUPUI 1-0
	Penn State 3-1	Akron 2-0	
Atlantic 10 78-18	Purdue 6-2	Ball State 1-0	Sun Belt 10-3
Charlotte 2-0	Wisconsin 4-1	Bowling Green 2-1	Arkansas Little Rock 1-0
Dayton 3-2		Eastern Michigan 2-0	Arkansas State 1-0
Duquesne 1-0	Big 12 60-11	Central Michigan 2-0	Florida Atlantic 1-0
George Washington 1-0	Baylor 7-2	Kent State 1-0	Florida International 1-0
La Salle 3-0	Colorado 1-0	Miami (Ohio) 22-4	New Mexico State 1-0
Massachusetts 5-1	Iowa St. 3-0	Ohio 14-1	Middle Tennessee St. 1-0
Rhode Island 1-0	Kansas 21-6	Toledo 1-0	UT Arlington 1-0
St. Bonaventure 1-0	Kansas State 9-0		Western Kentucky 4-2
St. Joseph's (Pa.) 2-0	Missouri 4-0	Missouri Valley 12-4	
Saint Louis 8-9	Nebraska 2-1	Bradley 3-0	SWAC 5-0
Temple 14-4	Oklahoma 3-0	Creighton 8-4	Alcorn State 1-0
Xavier (Ohio) 37-2	Oklahoma State 3-1	Wichita State 1-0	Mississippi Valley St. 3-0
	Texas 1-0		Texas Southern 1-0
ACC 127-64	Texas A&M 2-1	Mountain West 22-2	
Clemson 12-4	Texas Tech 4-0	Air Force 1-0	West Coast 8-1
Duke 11-9		Boise State 1-0	Gonzaga 1-0
Florida State 6-2	Big West 1-0	Brigham Young 3-0	Pepperdine 1-0
Georgia Tech 56-15	Long Beach State 1-0	UNLV 4-0	Portland 4-0
Maryland 9-5		TCU 2-0	San Diego 0-1
Miami (Florida) 3-1	Colonial 6-0	Utah 9-2	San Francisco 1-0
North Carolina 13-23	Drexel 1-0	Wyoming 2-0	Santa Clara 1-0
North Carolina State 3-1	Georgia State 2-0		
Virginia 6-3	Old Dominion 2-0	Northeast 6-2	WAC 7-0
Virginia Tech 3-1	William & Mary 1-0	LIU-Brooklyn 3-1	Hawaii 2-0
Wake Forest 5-0		Mount St. Mary's (Md.) 1-0	Idaho 2-0
	Conf. USA 68-13	Robert Morris 2-1	New Mexico State 1-0
Atlantic Sun 11-3	East Carolina 1-0		San Jose State 1-0
Campbell 1-0	Houston 3-1	Ohio Valley 36-0	Utah State 1-0
East Tennessee State 4-0	Marshall 12-0	Austin Peay 5-0	
Gardner-Webb 0-1	Memphis 0-1	Belmont 1-0	
Jacksonville 1-1	SMU 3-2	Eastern Kentucky 10-0	
Lipscomb 2-0	UAB 2-3	Jacksonville State 1-0	
Mercer 2-1	UCF 1-0	Morehead State 10-0	
Northern Kentucky 1-0	UTEP 0-1	Tennessee-Martin 1-0	
	Tulane 41-5	Tennessee State 3-0	
Big East 172-75	Tulsa 5-0	Tennessee Tech 5-0	
Cincinnati 27-10			
Connecticut 1-3	Horizon 16-4	Pacific 10 23-10	
DePaul 18-3	Butler 4-0	Arizona 2-3	
Georgetown 0-2	Cleveland State 2-0	Arizona State 3-0	
Louisville 30-15	Detroit 1-1	California 2-0	
Marquette 7-7	Loyola (Ill.) 4-3	Oregon 1-0	
Notre Dame 43-18	Valparaiso 1-0	Oregon State 3-0	
Pittsburgh 4-2	Wisc.-Green Bay 1-0	Southern California 0-3	
Providence 2-0	Wright St. 3-0	Stanford 3-0	
Rutgers 1-0		UCLA 6-4	
St. John's (N.Y.) 11-5	Independent 1-0	Washington 2-0	
Seton Hall 1-1	Longwood 1-0	Washington State 1-0	
Syracuse 8-3			
Villanova 6-0	Ivy 14-3	Patriot League 9-1	
West Virginia 14-5	Columbia 1-0	American 1-0	
	Cornell 1-1	Army 1-0	
Big Sky 2-0	Dartmouth 3-1	Holy Cross 3-0	
Montana 1-0	Pennsylvania 5-0	Lafayette 1-0	
Portland State 1-0	Princeton 3-1	Navy 3-1	
	Yale 1-0		
Big South 17-3	MEAC 5-0	Southern 20-0	
High Point 3-0	Coppin State 2-0	Chattanooga 12-0	
Liberty 2-0	Delaware State 1-0	College of Charleston 2-0	
Radford 1-0	Florida A&M 1-0	Davidson 1-0	
UNC Asheville 4-0	South Carolina State 1-0	Furman 1-0	
VMI 5-3		Samford 2-0	
Winthrop 2-0		Western Carolina 2-0	

SCORES VS. ALL OPPONENTS

Advent Memorial (AM leads, 1-0)

Year	Score	Site
1909	L, 41-27	at Walnut Hills, Ohio
at Walnut Hills, Ohio: AM leads, 1-0		

Air Force (UK leads, 1-0)

Year	Score	Site
1966	W, 78-68	at Lexington
at Lexington: UK leads, 1-0		

Akron (UK leads, 2-0)

Year	Score	Site
1937	W, 32-22	at Cincinnati
1982	W, 83-64	at Lexington
at Lexington: UK leads, 1-0		
at Neutral Sites: UK leads, 1-0		
at Cincinnati: UK leads, 1-0		

Alabama (UK leads, 103-37)

Year	Score	Site
1923	L, 45-35	at Lexington
1925	L, 24-13	at Tuscaloosa, Ala.
1926	W, 27-16	at Lexington
1929	L, 27-26	at Lexington
1932	W, 50-22	at Lexington
1933	W, 35-21	at Birmingham, Ala.
1934	W, 33-28	at Birmingham, Ala.
	W, 26-21	at Lexington
1935	W, 33-26	at Birmingham, Ala.
	W, 25-16	at Lexington
1936	W, 32-30	at Tuscaloosa, Ala.
	W, 40-34	at Lexington
1937	W, 38-27	at Birmingham, Ala.
	L, 34-31	at Lexington
1938	W, 57-31	at Birmingham, Ala.
	W, 28-21	at Lexington
1939	L, 41-38	at Birmingham, Ala.
	W, 45-27	at Lexington
1940	L, 36-32	at Birmingham, Ala.
	W, 83-64	at Lexington
1941	W, 38-36	at Tuscaloosa, Ala.
	W, 46-38	at Lexington
	W, 39-37	at Louisville (SEC)
1942	L, 41-35	at Tuscaloosa, Ala.
	W, 50-34	at Lexington
	W, 36-34	at Louisville (SEC)
1943	L, 41-32	at Tuscaloosa, Ala.
	W, 67-41	at Lexington
1945	W, 52-41	at Louisville (SEC)
1946	W, 59-30	at Louisville (SEC)
1947	W, 48-37	at Tuscaloosa, Ala.
	W, 63-33	at Lexington
1948	W, 41-31	at Tuscaloosa, Ala.
	W, 63-33	at Lexington
1949	W, 56-40	at Tuscaloosa, Ala.
	W, 74-32	at Lexington
1950	W, 66-64	at Tuscaloosa, Ala.
	W, 77-57	at Lexington
1951	W, 65-48	at Lexington
1952	W, 71-67	at Tuscaloosa, Ala.
1954	W, 68-43	at Tuscaloosa, Ala.
	W, 66-52	at Lexington
1956	L, 101-77	at Montgomery, Ala.
1957	W, 79-60	at Lexington
1958	W, 45-43OT	at Montgomery, Ala.
1959	W, 39-32	at Lexington
1960	W, 75-55	at Montgomery, Ala.
1961	W, 80-53	at Lexington
1962	W, 73-65	at Tuscaloosa, Ala.
1963	W, 80-63	at Lexington
1964	L, 65-59	at Tuscaloosa, Ala.
1965	L, 75-71	at Tuscaloosa, Ala.
	W, 78-72	at Lexington
1966	W, 82-62	at Lexington
	W, 90-67	at Tuscaloosa, Ala.
1967	L, 81-71	at Tuscaloosa, Ala.
	W, 110-78	at Lexington
1968	W, 84-76	at Tuscaloosa, Ala.
	W, 96-83	at Lexington
1969	W, 83-70OT	at Tuscaloosa, Ala.
	W, 108-79	at Lexington
1970	W, 86-71	at Lexington

	W, 98-89	at Tuscaloosa, Ala.
1971	W, 86-73	at Tuscaloosa, Ala.
	W, 101-74	at Lexington
1972	W, 77-74	at Lexington
	L, 73-70	at Tuscaloosa, Ala.
1973	W, 95-93	at Tuscaloosa, Ala.
	W, 111-95	at Lexington
1974	L, 81-77	at Tuscaloosa, Ala.
	L, 94-71	at Lexington
1975	W, 74-69	at Lexington
	W, 84-79	at Tuscaloosa, Ala.
1976	L, 76-63	at Tuscaloosa, Ala.
	W, 90-85	at Lexington
1977	W, 87-85	at Tuscaloosa, Ala.
	W, 85-70	at Lexington
1978	L, 78-62	at Tuscaloosa, Ala.
	W, 97-84	at Lexington
1979	L, 55-52	at Tuscaloosa, Ala.
	W, 80-71	at Lexington
	W, 101-100	at Birmingham, Ala. (SEC)
1980	L, 78-64	at Lexington
	W, 72-63	at Tuscaloosa, Ala.
1981	L, 59-55	at Tuscaloosa, Ala.
	W, 77-62	at Lexington
1982	W, 86-69	at Lexington
	W, 72-62	at Tuscaloosa, Ala.
	L, 48-46	at Lexington (SEC)
1983	L, 74-67	at Tuscaloosa, Ala.
	W, 76-70	at Lexington
	L, 69-64	at Birmingham, Ala. (SEC)
1984	W, 76-66	at Lexington
	L, 69-62	at Tuscaloosa, Ala.
	W, 48-46	at Nashville, Tenn. (SEC)
1985	L, 60-58	at Tuscaloosa, Ala.
	W, 51-48	at Lexington
1986	W, 76-52	at Lexington
	W, 73-71	at Tuscaloosa, Ala.
	W, 83-72	at Lexington (SEC)
	W, 68-63	at Atlanta (NCAA)
1987	L, 69-55	at Lexington
	W, 70-69	at Tuscaloosa, Ala.
1988	W, 63-55	at Tuscaloosa, Ala.
	W, 82-68	at Lexington
1989	L, 79-64	at Tuscaloosa, Ala.
	L, 71-67	at Lexington
1990	W, 82-65	at Lexington
	L, 83-58	at Tuscaloosa, Ala.
1991	L, 88-83	at Tuscaloosa, Ala.
	W, 79-73	at Lexington
1992	W, 107-83	at Lexington
	W, 80-54	at Birmingham, Ala. (SEC)
1993	W, 73-59	at Tuscaloosa, Ala.
1994	W, 82-67	at Lexington
1995	W, 72-52	at Tuscaloosa, Ala.
1996	W, 84-65	at Lexington
1997	W, 75-61	at Tuscaloosa, Ala.
1998	W, 70-67	at Louisville
	W, 82-71	at Atlanta (SEC)
1999	L, 62-58	at Tuscaloosa, Ala.
2000	W, 66-54	at Lexington
2001	L, 70-60	at Tuscaloosa, Ala.
2002	L, 64-61	at Lexington
2003	W, 63-46	at Tuscaloosa, Ala.
2004	W, 66-55	at Lexington
2005	W, 78-71	at Tuscaloosa, Ala.
2006	L, 68-64	at Lexington
	W, 68-61	at Nashville, Tenn. (SEC)
2007	L, 72-61	at Tuscaloosa, Ala.
	W, 79-67	at Atlanta (SEC)
2008	W, 62-52	at Lexington
2009	W, 61-51	at Tuscaloosa, Ala.
2010	W, 66-55	at Lexington
	W, 73-67	at Nashville, Tenn. (SEC)
2011	L, 66-68	at Tuscaloosa, Ala.
	W, 72-58	at Atlanta (SEC)
2012	W, 77-71	at Lexington

2013	L, 59-55	at Tuscaloosa, Ala.
2014	W, 55-48	at Lexington
	at Lexington: UK leads, 54-10	
	at Tuscaloosa, Ala.: UK leads, 28-23	
	at Neutral Sites: UK leads, 21-4	
	at Atlanta: UK leads, 4-0	
	at Birmingham, Ala.: UK leads, 7-3	
	at Louisville: UK leads, 5-0	
	at Montgomery, Ala.: UK leads, 2-1	
	at Nashville, Tenn.: UK leads, 3-0	

Alaska-Anchorage (UK leads, 5-0)

Year	Score	Site
1980	W, 52-17	at Anchorage, Alaska (GAS)
1981	W, 53-20	at Lexington (UKIT)
1988	W, 55-8	at Lexington
1997	W, 62-25	at Anchorage, Alaska (GAS)
2000	W, 62-42	at Lexington
	at Lexington: UK leads, 3-0	
	at Anchorage, Alaska: UK leads, 2-0	

Alcorn State (UK leads, 1-0)

Year	Score	Site
2003	W, 94-63	at Lexington
at Lexington: UK leads, 1-0		

Alumni (UK leads, 4-0)

Year	Score	Site
1931	W, 52-17	at Lexington
1932	W, 53-20	at Lexington
1933	W, 55-8	at Lexington
1941	W, 62-25	at Lexington
at Lexington: UK leads, 4-0		

Appalachian St. (UK leads, 1-0)

Year	Score	Site
2008	W, 93-69	at Louisville
at Neutral Sites: UK leads, 1-0		
at Louisville: UK leads, 1-0		

American (UK leads, 1-0)

Year	Score	Site
1998	W, 75-52	at Lexington
at Neutral Sites: UK leads, 1-0		
at Louisville: UK leads, 1-0		

Arizona (UA leads, 3-2)

Year	Score	Site
1946	W, 77-53	at New York (NIT)
1994	W, 93-92	at Maui, Hawaii (Maui)
1997	L, 84-79OT	at Indianapolis (NCAA)
1998	L, 89-74	at Maui, Hawaii (Maui)
2000	L, 63-51	at New York (PreNIT)
at Neutral Sites: UA leads, 3-2		
at Indianapolis: UA leads, 1-0		
at Maui, Hawaii: Tied, 1-1		
at New York: Tied, 1-1		

Arizona State (UK leads, 3-0)

Year	Score	Site
1992	W, 94-68	at Lexington
1995	W, 97-73	at Birmingham, Ala. (NCAA)
2003	W, 82-65	at Maui, Hawaii (Maui)
	at Lexington: UK leads, 1-0	
	at Neutral Sites: UK leads, 2-0	
	at Birmingham, Ala.: UK leads, 1-0	
	at Maui, Hawaii: UK leads, 1-0	

Arkansas (UK leads, 25-11)

Year	Score	Site
1946	W, 67-42	at Lexington
1949	W, 76-39	at Lexington
1950	W, 57-53	at Fayetteville, Ark.
1978	W, 65-59	at St. Louis (NCAA)
1992	L, 105-88	at Lexington

1993	L, 101-94	at Fayetteville, Ark.
	W, 92-81	at Lexington (SEC)
1994	L, 90-82	at Lexington
	W, 90-78	at Memphis, Tenn. (SEC)
1995	L, 94-92	at Fayetteville, Ark.
	W, 95-93OT	at Atlanta (SEC)
1996	W, 88-73	at Lexington
	W, 95-75	at New Orleans (SEC)
1997	W, 83-73	at Fayetteville, Ark.
1998	W, 80-77OT	at Lexington
	W, 99-74	at Atlanta (SEC)
1999	L, 74-70	at Fayetteville, Ark.
	W, 76-63	at Atlanta (SEC)
2000	W, 60-55	at Lexington
	L, 86-72	at Atlanta (SEC)
2001	L, 82-78	at Fayetteville, Ark.
	W, 87-78	at Nashville, Tenn. (SEC)
2002	W, 71-58	at Lexington
2003	W, 66-50	at Fayetteville, Ark.
2004	W, 73-56	at Lexington
2005	W, 68-67	at Fayetteville, Ark.
2006	W, 80-78	at Lexington
2007	W, 82-74	at Fayetteville, Ark.
2008	W, 63-58	at Lexington
2009	W, 79-63	at Fayetteville, Ark.
2010	W, 101-70	at Lexington
2011	L, 76-77OT	at Fayetteville, Ark.
2012	W, 86-63	at Lexington
2013	L, 73-60	at Fayetteville, Ark.
2014	L, 87-85 OT	at Fayetteville, Ark.
	L, 71-67 OT	at Lexington
	at Lexington: UK leads, 12-3	
	at Fayetteville, Ark.: UK leads, 7-6	
	at Neutral Sites: UK leads, 7-1	
	at Atlanta: UK leads, 3-1	
	at Memphis, Tenn.: UK leads, 1-0	
	at Nashville, Tenn.: UK leads, 1-0	
	at New Orleans: UK leads, 1-0	
	at St. Louis: UK leads, 1-0	

Arkansas-Little Rock (UK leads, 1-0)

Year	Score	Site
2012	W, 73-51	at Louisville, Ky.
at Neutral Sites: UK leads, 1-0		
at Louisville, Ky.: UK leads, 1-0		

Arkansas St. (UK leads, 1-0)

Year	Score	Site
1945	W, 75-6	at Lexington
at Lexington: UK leads, 1-0		

Army (UK leads, 1-0)

Year	Score	Site
1969	W, 80-65	at Lexington (UKIT)
at Lexington: UK leads, 1-0		

Ashland YMCA (UK leads, 2-0)

Year	Score	Site
1914	W, 28-15	at Lexington
	W, 30-19	at Ashland, Ky.
at Lexington: UK leads, 1-0		
at Ashland, Ky.: UK leads, 1-0		

Auburn (UK leads, 89-17)

Year	Score	Site
1921	W, 40-25	at Lexington
1926	W, 35-26	at Lexington
1942	W, 40-31	at Louisville (SEC)
1946	W, 69-24	at Louisville (SEC)
1947	W, 84-18	at Louisville (SEC)
1949	W, 70-39	at Louisville (SEC)
1951	W, 79-35	at Lexington
	W, 84-54	at Louisville (SEC)
1952	W, 88-48	at Auburn, Ala.
1954	W, 107-79	at Montgomery, Ala.
1955	W, 93-59	at Lexington
1956	W, 82-81	at Montgomery, Ala.
1957	W, 103-85	at Lexington
1958	L, 64-63	at Birmingham, Ala.

1959	W, 75-56	at Lexington
1960		

2014 - 2015 KENTUCKY MEN'S BASKETBALL

W, 78-58 at New Orleans (SEC)

2004: W, 68-59 at Auburn, Ala.

2005: W, 81-73 at Lexington

2006: W, 71-62 at Auburn, Ala.

2007: W, 84-57 at Lexington

2008: W, 66-63 at Auburn, Ala.

2009: W, 73-64 at Lexington

2010: W, 72-67 at Auburn, Ala.

2011: W, 78-54 at Lexington

2012: W, 68-53 at Auburn, Ala.

2013: W, 75-53 at Auburn, Ala.

W, 72-62 at Lexington

2014: W, 64-56 at Auburn, Ala.

at Lexington: UK leads, 45-2

at Auburn, Ala.: UK leads, 30-13

at Neutral Sites: UK leads, 14-2

at Atlanta: UK leads, 2-1

at Birmingham, Ala.: Tied, 1-1

at Louisville: UK leads, 5-0

at Memphis, Tenn.: UK leads, 1-0

at Montgomery, Ala.: UK leads, 3-0

at Nashville, Tenn.: UK leads, 1-0

at New Orleans: UK leads, 1-0

Austin Peay (UK leads, 5-0)

Year Score Site

1973: W, 106-100OT at Nashville, Tenn. (NCAA)

1987: W, 71-69 at Lexington

1989: W, 85-77 at Louisville

2004: W, 61-53 at Louisville

2009: W, 61-53 at Lexington

at Lexington: UK leads, 2-0

at Neutral Sites: UK leads, 3-0

at Louisville: UK leads, 2-0

at Nashville, Tenn.: UK leads, 1-0

Ball State (UK leads, 1-0)

Year Score Site

2005: W, 73-53 at Cincinnati

at Neutral Sites: UK leads, 1-0

at Cincinnati: UK leads, 1-0

Baylor (UK leads, 7-2)

Year Score Site

1947: W, 75-34 at Lexington

1948: W, 58-42 at New York (NCAA)

W, 77-59 at New York (Olympic)

1962: W, 94-60 at Lexington

1964: W, 101-65 at Lexington

1980: W, 80-46 at Lexington

2012: W, 82-70 at Atlanta, Ga. (NCAA)

2013: L, 64-55 at Lexington

2014: L, 67-62 at Arlington, Texas

at Lexington: UK leads, 4-1

at Neutral Sites: UK leads, 3-1

at Arlington: BU leads, 1-0

at Atlanta: UK leads, 1-0

at New York: UK leads, 2-0

Berea (UK leads, 11-0)

Year Score Site

1926: W, 37-23 at Lexington

1938: W, 37-16 at Lexington

1930: W, 29-26 at Lexington

1931: W, 41-25 at Lexington

1932: W, 52-27 at Lexington

1936: W, 58-30 at Lexington

1937: W, 70-26 at Lexington

1938: W, 69-35 at Lexington

1940: W, 74-24 at Lexington

1944: W, 54-40 at Lexington

1945: W, 56-32 at Lexington

at Lexington: UK leads, 11-0

Belmont (UK leads, 1-0)

Year Score Site

2014: W, 93-80 at Lexington

at Lexington: UK leads, 1-0

Bethany (UK leads, 1-0)

Year Score Site

1911: W, 24-11 at Lexington

at Lexington: UK leads, 1-0

Boise State (UK leads, 1-0)

Year Score Site

2014: W, 70-55 at Lexington

at Lexington: UK leads, 1-0

Boston Univ. (UK leads, 3-0)

Year Score Site

1987: W, 81-69 at Lexington (UKIT)

1995: W, 90-49 at Lexington

2011: W, 91-57 at Lexington

at Lexington: UK leads, 3-0

Bowling Green (UK leads, 2-1)

Year Score Site

1949: W, 63-61 at Cleveland

1977: W, 77-59 at Lexington (UKIT)

1989: L, 56-54 at Lexington (UKIT)

at Lexington: Tied, 1-1

at Neutral Sites: UK leads, 1-0

at Cleveland: UK leads, 1-0

Bradley (UK leads, 3-0)

Year Score Site

1949: W, 62-52 at Owensboro, Ky.

1950: W, 71-66 at New Orleans (Sugar)

1980: W, 79-58 at Anchorage, Alaska

at Neutral Sites: UK leads, 3-0

at Anchorage, Alaska: UK leads, 1-0

at New Orleans: UK leads, 1-0

at Owensboro, Ky.: UK leads, 1-0

BYU (UK leads, 3-0)

Year Score Site

1952: W, 84-64 at New Orleans (Sugar)

1984: W, 93-59 at Lexington (UKIT)

W, 93-68 at Birmingham, Ala. (NCAA)

at Lexington: UK leads, 1-0

at Neutral Sites: UK leads, 2-0

at Birmingham, Ala.: UK leads, 1-0

at New Orleans: UK leads, 1-0

Butler (UK leads, 4-0)

Year Score Site

1911: W, 21-16 at Lexington

1936: W, 39-28 at Indianapolis

1962: W, 81-60 at Iowa City, Iowa (NCAA)

1983: W, 90-53 at Lexington

at Lexington: UK leads, 2-0

at Indianapolis: UK leads, 1-0

at Neutral Sites: UK leads, 1-0

at Iowa City, Iowa: UK leads, 1-0

California (UK leads, 2-0)

Year Score Site

1980: W, 78-52 at Lexington (UKIT)

1989: W, 89-71 at Anchorage, Alaska

at Lexington: UK leads, 1-0

at Neutral Sites: UK leads, 1-0

at Anchorage, Alaska: UK leads, 1-0

Campbell (UK leads, 1-0)

Year Score Site

2005: W, 82-50 at Lexington

at Lexington: UK leads, 1-0

Canisius (UK leads, 2-0)

Year Score Site

1997: W, 68-45 at Lexington

1998: W, 81-54 at Buffalo, N.Y.

at Lexington: UK leads, 1-0

at Buffalo, N.Y.: UK leads, 1-0

Carnegie Tech (UK leads, 2-0)

Year Score Site

1932: W, 36-34 at Lexington

1944: W, 61-14 at New York

at Lexington: UK leads, 1-0

at Neutral Sites: UK leads, 1-0

at New York: UK leads, 1-0

Centenary (UK leads, 3-1)

Year Score Site

1923: L, 28-21 at Lexington

1937: W, 37-19 at Lexington

1938: W, 35-25 at Lexington

1941: W, 70-18 at Lexington

at Lexington: UK leads, 3-1

Central (CC leads, 9-7)

Year Score Site

1906: W, 15-14 at Lexington

W, 17-15 at Danville, Ky.

1907: W, 22-9 at Lexington

L, 25-23OT at Lexington

L, 15-13 at Lexington

1908: L, 32-21 at Danville, Ky.

W, 31-20 at Lexington

L, 29-10 at Danville, Ky.

1909: W, 24-23 at Lexington

L, 35-20 at Danville, Ky.

L, 26-20 at Danville, Ky.

1910: L, 87-17 at Danville, Ky.

L, 31-13 at Lexington

L, 51-9 at Danville, Ky.

1912: W, 32-13 at Danville, Ky.

W, 52-10 at Lexington

at Lexington: UK leads, 5-3

at Danville, Ky.: CC leads, 6-2

UCF (UK leads, 1-0)

Year Score Site

2006: W, 59-57 at Lexington

at Lexington: UK leads, 1-0

Central Arkansas (UK leads, 1-0)

Year Score Site

2008: W, 67-40 at Lexington

at Lexington: UK leads, 1-0

Central Mich. (UK leads, 2-0)

Year Score Site

1975: W, 90-73 at Dayton, Ohio (NCAA)

2008: W, 84-52 at Lexington

at Lexington: UK leads, 1-0

at Neutral Sites: UK leads, 1-0

at Dayton, Ohio: UK leads, 1-0

Centre (UK leads, 18-10)

Year Score Site

1916: W, 38-5 at Danville, Ky.

W, 38-14 at Lexington

1917: W, 31-21 at Lexington

L, 38-24 at Danville, Ky.

1918: L, 29-21 at Danville, Ky.

W, 22-203^{OT} at Lexington

L, 24-12 at Louisville

1919: L, 38-30 at Danville, Ky.

L, 21-10 at Lexington

1920: L, 44-15 at Danville, Ky.

L, 20-18OT at Lexington

1921: L, 29-27 at Danville, Ky.

W, 20-13 at Lexington

1922: W, 28-21 at Danville, Ky.

W, 40-23 at Lexington

1923: L, 14-21 at Lexington

L, 10-17 at Danville, Ky.

1924: W, 27-18 at Danville, Ky.

W, 38-24 at Lexington

1925: W, 33-26 at Danville, Ky.

W, 39-10 at Lexington

1926: W, 45-25 at Lexington

W, 46-19 at Danville, Ky.

1927: W, 27-25 at Lexington

W, 22-16 at Danville, Ky.

1928: W, 36-23 at Danville, Ky.

W, 30-20 at Lexington

1929: W, 47-11 at Lexington

at Lexington: UK leads, 11-3

at Danville, Ky.: UK leads, 7-6

at Neutral Sites: CC leads, 1-0

at Louisville: CC leads, 1-0

CCNY (CCNY leads, 1-0)

Year Score Site

1950: L, 89-50 at New York (NIT)

at Neutral Sites: CCNY leads, 1-0

at New York: CCNY leads, 1-0

Chaminade (UK leads, 1-0)

Year Score Site

1986: W, 89-57 at Honolulu

at Honolulu: UK leads, 1-0

Charlotte (UK leads, 2-0)

Year Score Site

1976: W, 71-67 at New York (NIT)

1988: W, 84-81 at Lexington (UKIT)

at Lexington: UK leads, 1-0

at Neutral Sites: UK leads, 1-0

at New York: UK leads, 1-0

Chattanooga (UK leads, 12-0)

Year Score Site

1914: W, 40-7 at Lexington

1919: W, 29-26 at Chattanooga, Tenn.

1921: W, 42-10 at Lexington

1923: W, 25-18 at Lexington

1924: W, 24-23 at Chattanooga, Tenn.

1931: W, 55-18 at Lexington

1932: W, 51-17 at Lexington

1934: W, 47-20 at Lexington

1935: W, 66-19 at Lexington

1991: W, 86-70 at Lexington

2007: W, 79-63 at Louisville

2012: W, 87-62 at Lexington

at Lexington: UK leads, 9-0

at Chattanooga, Tenn.: UK leads, 2-0

at Neutral Sites: UK leads, 1-0

at Louisville: UK leads, 1-0

Chicago (UK leads, 2-0)

Year Score Site

1933: W, 58-26 at Chicago

1935: W, 42-16 at Lexington

at Lexington: UK leads, 1-0

at Chicago: UK leads, 1-0

Christ Church (CC leads, 4-0)

Year Score Site

1906: L, 38-24 at Lexington

L, 54-17 at Cincinnati

1911: L, 32-21 at Cincinnati

1913: L, 30-19 at Lexington

at Lexington: CC leads, 2-0

at Cincinnati: CC leads, 2-0

Cincinnati (UK leads, 27-10)

Year Score Site

1904: W, 25-21 at Lexington

1906: L, 29-16 at Lexington

1909: L, 41-25 at Cincinnati

W, 28-23 at Lexington

1910: L, 47-17 at Cincinnati

1913: W, 20-18 at Lexington

1914: W, 20-18 at Lexington

1916: W, 39-24 at Cincinnati

W, 34-10 at Lexington

1919: L, 28-18 at Cincinnati

W, 34-21 at Lexington

1920: L, 13-11 at Cincinnati

1921: W, 26-19 at Cincinnati

1923: L, 33-24 at Lexington

1925: W, 28-23 at Lexington

L, 24-20 at Cincinnati

1927: L, 48-10 at Lexington

L, 51-22 at Cincinnati

1934: W, 31-25 at Lexington

1938: W, 38-21 at Lexington

1939: W, 44-27 at Lexington

1940: L, 39-30 at Lexington

1943: W, 61-39 at Lexington

1944: W, 58-30 at Lexington

W, 38-34 at Cincinnati

1945: W, 66-24 at Lexington

W, 65-35 at Cincinnati

1946: W, 67-31 at Lexington

1947: W, 80-49 at Cincinnati

1948: W, 67-31 at Cincinnati

W, 70-43 at Lexington

1984: W, 24-11 at Cincinnati

1985: W, 66-55 at Lexington

1986: W, 84-54 at Lexington

1988: W, 101-77 at Lexington

1991: W, 75-71 at Cincinnati

2005: W, 69-60 at Indianapolis (NCAA)

at Lexington: UK leads, 18-3

at Cincinnati: UK leads, 8-7

at Neutral Sites: UK leads, 1-0

at Indianapolis: UK leads, 1-0

Cin. YMCA (Cin. leads, 2-0)

Year Score Site

1905: L, 43-22 at Lexington

1906: L, 38-9 at Cincinnati

at Lexington: Cin. YMCA leads, 1-0

at Cincinnati: Cin. YMCA leads, 1-0

Clemson (UK leads, 12-4)

Year Score Site

1922: W, 38-14 at Lexington

1923: L, 30-13 at Lexington

1924: W, 38-13 at Lexington

1927: W, 33-17 at Lexington

1930: W, 31-15 at Lexington

W, 34-20 at Clemson, S.C.

1931: W, 33-21 at Lexington

L, 29-26 at Clemson, S.C.

1932: W, 43-24 at Lexington

W, 30-17 at Clemson, S.C.

1933: W, 67-18 at Lexington

1934: W, 42-32 at Clemson, S.C.

1940: W, 55-31 at Asheville, N.C.

1979: L, 68-67OT at Lexington (NIT)

1997: L, 79-71OT at Indianapolis

1998: W, 76-61 at Phoenix

at Lexington: UK leads, 7-2

at Clemson, S.C.: UK leads, 3-1

at Neutral Sites: CU leads, 2-1

at Asheville, N.C.: UK leads, 1-0

at Indianapolis: CU leads, 1-0

at Phoenix: CU leads, 1-0

Cleveland State (UK leads, 2-0)

Year Score Site

2009: W, 73-49 at Cancun, Mexico

2014: W, 68-61 at Lexington

at Lexington: UK leads, 1-0

at Neutral Sites: UK leads, 1-0

at Cancun, Mexico: UK leads, 1-0

Coll. of Charleston (UK leads, 2-0)

Year Score Site

1997: W, 92-65 at Anchorage, Alaska

2007: W, 77-61 at Lexington

at Lexington: UK leads, 1-0

at Neutral Sites: UK leads, 1-0

at Anchorage, Alaska: UK leads, 1-0

Colorado (UK leads, 1-0)

Year Score Site

1999: W, 64-52 at Bayamone, Puerto Rico

at Neutral Sites: UK leads, 1-0

at Bayamone, P.R.: UK leads, 1-0

Columbia (UK leads, 1-0)

Year Score Site

1948: W, 76-53 at New York (NCAA)

at Neutral Sites: UK leads, 1-0

at New York: UK leads, 1-0

Connecticut (UC leads, 4-1)

Year Score Site

2006: L, 87-83 at Philadelphia (NCAA)

2009: W, 64-61 at New York

2011: L, 67-84 at Maui, Hawaii (Maui)

L, 55-56 at Houston (NCAA)

2014: L, 60-54 at Arlington, Texas (NCAA)

at Neutral Sites: UC leads, 4-1

at Arlington, Texas.: UC leads, 1-0

at Houston: UC leads, 1-0

at Maui, Hawaii: UC leads, 1-0

at New York: UK leads, 1-0

at Philadelphia: UC leads, 1-0

Coppin State (UK leads, 2-0)

Year Score Site

2005: W, 77-46 at Lexington

2011: W, 91-61 at Lexington

at Lexington: UK leads, 2-0

Cornell (Tied, 1-1)

Year Score Site

1967: L, 92-77 at Lexington

2010: W, 62-45 at Syracuse, N.Y. (NCAA)

at Lexington: CU leads, 1-0

at Neutral Sites: UK leads, 1-0

at Syracuse, N.Y.: UK leads, 1-0

Creighton (UK leads, 8-4)

Year Score Site

1930: L, 28-27 at Lexington

W, 25-21 at Lexington

1933: W, 32-26 at Omaha, Neb.

L, 34-22 at Omaha, Neb.

1935: W, 63-42 at Lexington

W, 24-12 at Lexington

1936: L, 31-29 at Lexington

W, 68-38 at Lexington

1937: W, 59-36 at Lexington

1940: L, 54-45 at Omaha, Neb.

1948: W, 65-23 at Omaha, Neb.

2009: W, 65-63 at Omaha, Neb. (NIT)

at Lexington: UK leads, 5-2

at Omaha, Neb.: UK leads, 3-2

Cumberland (UK leads, 4-1)

Year Score Site

1917: W, 48-20 at Williamsburg, Ky.

1918: W, 42-21 at Williamsburg, Ky.

1919: W, 22-21 at Williamsburg, Ky.

1920: L, 30-21 at Williamsburg, Ky.

1921: W, 37-21 at Lexington

at Lexington: UK leads, 1-0

at Williamsburg, Ky.: UK leads, 3-1

2014 - 2015 KENTUCKY MEN'S BASKETBALL

Dartmouth (UK leads, 3-1)

Year	Score	Site
1942:	L, 47-28	at New Orleans (NCAA)
1963:	W, 95-49	at Lexington
1965:	W, 107-77	at Lexington
1974:	W, 102-77	at Lexington
at Lexington: UK leads, 3-0		
at Neutral Sites: DU leads, 1-0		
at New Orleans: DU leads, 1-0		

Davidson (UK leads, 1-0)

Year	Score	Site
1986:	W, 75-55	at Charlotte, N.C. (NCAA)
at Neutral Sites: UK leads, 1-0		
at Charlotte, N.C.: UK leads, 1-0		

Dayton (UK leads, 3-2)

Year	Score	Site
1948:	W, 70-29	at Lexington
1956:	L, 89-74	at Lexington (UKIT)
1966:	W, 86-79	at Iowa City, Iowa (NCAA)
1968:	W, 88-85	at Lexington (UKIT)
2000:	L, 68-66	at Cincinnati
at Lexington: UK leads, 2-1		
at Neutral Sites: Tied, 1-1		
at Cincinnati: UD leads, 1-0		
at Iowa City, Iowa: UK leads, 1-0		

Delaware State (UK leads, 1-0)

Year	Score	Site
2008:	W, 71-42	at Lexington
at Lexington: UK leads, 1-0		

DePaul (UK leads, 18-3)

Year	Score	Site
1943:	L, 53-44	at Chicago
1947:	W, 65-45	at Louisville
	L, 53-47	at Chicago
1948:	W, 74-50	at Louisville
	W, 68-51	at Chicago
1949:	W, 67-36	at Louisville
	W, 56-45	at Chicago
1950:	W, 49-47	at Louisville
	W, 86-53	at Chicago
1951:	W, 63-55	at Lexington
	W, 60-57	at Chicago
1952:	W, 98-60	at Lexington
	W, 63-61	at Chicago
1954:	W, 81-63	at Lexington
	W, 76-61	at Chicago
1955:	W, 92-59	at Lexington
	W, 76-72	at Chicago
1956:	W, 71-69	at Lexington
	L, 81-79	at Chicago
1971:	W, 106-85	at Lexington (UKIT)
2007:	W, 87-81	at Honolulu
at Lexington: UK leads, 6-0		
at Chicago: UK leads, 7-3		
at Neutral Sites: UK leads, 5-0		
at Honolulu: UK leads, 1-0		
at Louisville: UK leads, 4-0		

DePauw (DU leads, 3-1)

Year	Score	Site
1910:	L, 24-11	at Lexington
	L, 28-16	at Greencastle, Ind.
1926:	L, 38-29	at Lexington
1944:	W, 38-35	at Lexington
at Lexington: DU leads, 2-1		
at Greencastle, Ind.: DU leads, 1-0		

Detroit Mercy (Tied, 1-1)

Year	Score	Site
1944:	L, 34-26	at Detroit
1983:	W, 83-46	at Lexington
at Lexington: UK leads, 1-0		
at Detroit: DM leads, 1-0		

Drexel (UK leads, 1-0)

Year	Score	Site
2009:	W, 88-44	at Lexington
at Lexington: UK leads, 1-0		

Duke (UK leads, 11-9)

Year	Score	Site
1930:	L, 37-32	at Atlanta (So. Con.)
1931:	W, 35-30	at Atlanta (So. Con.)
1932:	W, 37-30	at Lexington
1954:	W, 85-69	at Lexington (UKIT)
1956:	W, 81-76	at Lexington
1957:	L, 85-84	at Durham, N.C.
1958:	W, 78-74	at Lexington
1959:	W, 78-64	at Durham, N.C.

1964:	W, 81-79	at New Orleans (Sugar)
1966:	W, 83-79	at College Park, Md. (NCAA)
1970:	W, 98-76	at Lexington (UKIT)
1978:	W, 94-88	at St. Louis (NCAA)
1980:	L, 82-76OT	at Springfield, Mass.
	L, 55-54	at Lexington (NCAA)
1989:	L, 80-55	at Springfield, Mass.
1992:	L, 104-103OT	at Philadelphia (NCAA)
1998:	W, 86-84	at St. Petersburg, Fla. (NCAA)
1999:	L, 71-60	at E. Rutherford, N.J.
2002:	L, 95-92OT	at E. Rutherford, N.J.
2013:	L, 75-68	at Atlanta, Ga.
at Lexington: UK leads, 5-1		
at Durham, N.C.: Tied, 1-1		
at Neutral Sites: DU leads, 7-5		
at Atlanta: DU leads, 2-1		
at College Park, Md.: UK leads, 1-0		
at East Rutherford, N.J.: DU leads, 2-0		
at New Orleans: UK leads, 1-0		
at Philadelphia: DU leads, 1-0		
at Springfield, Mass.: DU leads, 2-0		
at St. Louis: UK leads, 1-0		
at St. Petersburg, Fla.: UK leads, 1-0		

Duquesne (UK leads, 1-0)

Year	Score	Site
1983:	W, 55-42	at Lexington (UKIT)
at Lexington: UK leads, 1-0		

Eastern Ky. (UK leads, 10-0)

Year	Score	Site
1959:	W, 35-10	at Lexington
1991:	W, 74-60	at Lexington
1993:	W, 82-73	at Lexington
1994:	W, 107-78	at Lexington
1999:	W, 99-64	at Lexington
2001:	W, 94-79	at Lexington
2004:	W, 101-72	at Lexington
2005:	W, 72-64	at Indianapolis (NCAA)
2007:	W, 78-65	at Lexington
at Lexington: UK leads, 9-0		
at Neutral Sites: UK leads, 1-0		
at Indianapolis: UK leads, 1-0		

Eastern Michigan (UK leads, 2-0)

Year	Score	Site
2013:	W, 90-38	at Lexington
2014:	W, 81-63	at Lexington
at Lexington: UK leads, 2-0		

East Carolina (UK leads, 1-0)

Year	Score	Site
1986:	W, 86-52	at Lexington (UKIT)
at Lexington: UK leads, 1-0		

East Tennessee St. (UK leads, 4-0)

Year	Score	Site
1981:	W, 69-54	at Lexington
1985:	W, 62-57	at Lexington
2010:	W, 100-71	at New Orleans (NCAA)
2011:	W, 88-65	at Lexington
at Lexington: UK leads, 3-0		
at Neutral Sites: UK leads, 1-0		
at New Orleans: UK leads, 1-0		

Florida (UK leads, 94-37)

Year	Score	Site
1927:	W, 44-36	at Lexington
1931:	W, 56-36	at Atlanta (So. Con.)
1933:	W, 48-24	at Atlanta (SEC)
1934:	L, 38-32	at Atlanta (SEC)
1942:	W, 42-36	at Louisville (SEC)
1945:	W, 57-35	at Louisville (SEC)
1946:	W, 69-32	at Louisville (SEC)
1948:	W, 87-31	at Louisville (SEC)
1949:	W, 73-36	at Louisville (SEC)
1951:	W, 85-37	at Lexington
1952:	W, 99-52	at Gainesville, Fla.
1954:	W, 97-55	at Gainesville, Fla.
1955:	W, 87-63	at Lexington
1956:	W, 81-70	at Gainesville, Fla.
1957:	W, 61-28	at Lexington
1958:	W, 78-56	at Gainesville, Fla.
1959:	W, 94-51	at Lexington
1960:	W, 75-62	at Gainesville, Fla.
1961:	W, 89-68	at Lexington
1962:	W, 81-69	at Gainesville, Fla.
1963:	W, 94-71	at Lexington
1964:	W, 77-72	at Gainesville, Fla.

1965:	L, 84-68	at Gainesville, Fla.
	W, 78-61	at Lexington
1966:	W, 78-64	at Gainesville, Fla.
	W, 85-75	at Lexington
1967:	L, 78-75	at Lexington
	L, 89-72	at Gainesville, Fla.
1968:	W, 99-76	at Lexington
	L, 96-78	at Gainesville, Fla.
1969:	W, 88-67	at Lexington
	L, 82-81	at Gainesville, Fla.
1970:	W, 88-69	at Gainesville, Fla.
	W, 110-65	at Lexington
1971:	W, 101-75	at Lexington
	L, 74-65	at Gainesville, Fla.
1972:	L, 72-70	at Gainesville, Fla.
	W, 95-68	at Lexington
1973:	W, 95-65	at Lexington
	W, 94-83	at Gainesville, Fla.
1974:	W, 91-82	at Gainesville, Fla.
	L, 75-65	at Lexington
1975:	W, 87-65	at Lexington
	L, 66-58	at Gainesville, Fla.
1976:	W, 89-82	at Gainesville, Fla.
	W, 96-89	at Lexington
1977:	W, 73-71	at Gainesville, Fla.
	W, 104-78	at Lexington
1978:	W, 86-67	at Gainesville, Fla.
	W, 88-61	at Lexington
1979:	L, 76-65	at Gainesville, Fla.
	W, 87-81	at Lexington
1980:	W, 76-63	at Gainesville, Fla.
	W, 95-70	at Lexington
1981:	W, 102-48	at Lexington
	W, 69-56	at Gainesville, Fla.
1982:	W, 91-76	at Gainesville, Fla.
	W, 84-78	at Lexington
1983:	W, 70-63	at Lexington
	W, 73-61	at Gainesville, Fla.
1984:	L, 69-57	at Gainesville, Fla.
	W, 67-65	at Lexington
1985:	L, 67-55	at Lexington
	W, 76-68	at Gainesville, Fla.
	L, 58-55	at Birmingham, Ala. (SEC)
1986:	W, 72-55	at Gainesville, Fla.
	W, 80-69	at Lexington
1987:	W, 67-62	at Lexington
	L, 74-56	at Gainesville, Fla.
1988:	L, 58-56	at Lexington
	L, 83-76	at Gainesville, Fla.
1989:	W, 69-56	at Gainesville, Fla.
	L, 59-53	at Lexington
1990:	W, 89-81	at Lexington
	W, 78-74	at Gainesville, Fla.
1991:	W, 81-65	at Lexington
	W, 90-74	at Gainesville, Fla.
1992:	W, 81-60	at Lexington
	L, 79-62	at Gainesville, Fla.
1993:	W, 71-48	at Lexington
	W, 85-77	at Gainesville, Fla.
1994:	L, 59-57	at Gainesville, Fla.
	W, 80-77	at Lexington
	W, 73-60	at Memphis, Tenn. (SEC)
1995:	W, 83-67	at Gainesville, Fla.
	W, 87-77	at Lexington
	W, 86-72	at Atlanta (SEC)
1996:	W, 77-63	at Lexington
	W, 94-63	at Gainesville, Fla.
	W, 100-76	at New Orleans (SEC)
1997:	W, 92-65	at Gainesville, Fla.
	W, 85-56	at Lexington
1998:	L, 86-78	at Lexington
	W, 79-54	at Gainesville, Fla.
1999:	W, 93-58	at Lexington
	L, 75-68	at Gainesville, Fla.
2000:	L, 90-73	at Gainesville, Fla.
	W, 85-70	at Lexington
2001:	W, 71-70	at Lexington
	L, 94-86	at Gainesville, Fla.
2002:	W, 70-68	at Gainesville, Fla.
	W, 70-67	at Lexington
2003:	W, 70-55	at Lexington
	W, 69-67	at Gainesville, Fla.
2004:	W, 68-65	at Gainesville, Fla.
	W, 82-62	at Lexington
	W, 89-73	at Atlanta (SEC)
2005:	W, 69-66	at Lexington
	L, 53-52	at Gainesville, Fla.
	L, 70-53	at Atlanta (SEC)
2006:	L, 95-80	at Gainesville, Fla.
	L, 79-64	at Lexington
2007:	L, 64-61	at Lexington
	L, 85-72	at Gainesville, Fla.
2008:	L, 81-70OT	at Gainesville, Fla.

	W, 75-70	at Lexington
2009:	W, 68-65	at Lexington
	L, 60-53	at Gainesville, Fla.
2010:	W, 89-77	at Gainesville, Fla.
	W, 74-66	at Lexington
2011:	L, 68-70	at Gainesville, Fla.
	W, 76-68	at Lexington
	W, 70-54	at Atlanta (SEC)
2012:	W, 78-58	at Lexington
	W, 74-59	at Gainesville, Fla.
	W, 74-71	at New Orleans (SEC)
2013:	L, 69-52	at Gainesville, Fla.
	W, 61-57	at Lexington
2014:	L, 69-59	at Lexington
	L, 84-65	at Gainesville, Fla.
	L, 61-60	at Atlanta, Ga. (SEC)
at Lexington: UK leads, 48-9		
at Gainesville, Fla.: UK leads, 33-24		
at Neutral Sites: UK leads, 13-4		
at Atlanta: UK leads, 5-3		
at Birmingham, Ala.: UF leads, 1-0		
at Louisville: UK leads, 5-0		
at Memphis, Tenn.: UK leads, 1-0		
at New Orleans: UK leads, 2-0		

Florida Atlantic (UK leads, 1-0)

Year	Score	Site
2008:	W, 76-69	at Lexington
at Lexington: UK leads, 1-0		

Florida A&M (UK leads, 1-0)

Year	Score	Site
2004:	W, 96-76	at Columbus, Ohio (NCAA)
at Neutral Sites: UK leads, 1-0		
at Columbus, Ohio: UK leads, 1-0		

FIU (UK leads, 1-0)

Year	Score	Site
2008:	W, 92-49	at Lexington
at Lexington: UK leads, 1-0		

Florida State (UK leads, 6-2)

Year	Score	Site
1959:	W, 91-68	at Lexington
1961:	L, 63-58	at Lexington
1963:	W, 83-54	

2014 - 2015 KENTUCKY MEN'S BASKETBALL

1950:	L, 71-80	at Athens, Ga.
	W, 88-56	at Lexington
	W, 79-63	at Louisville (SEC)
1951:	W, 88-41	at Lexington
1952:	W, 95-55	at Louisville
1954:	W, 106-55	at Lexington
	W, 100-68	at Owensboro, Ky.
1955:	W, 86-40	at Lexington
1956:	W, 143-66	at Louisville
1957:	W, 84-53	at Lexington
1958:	W, 74-55	at Atlanta
1959:	W, 108-55	at Lexington
1960:	W, 84-60	at Columbus, Ga.
1961:	W, 74-67	at Lexington
1962:	W, 86-59	at Atlanta
1963:	W, 74-67	at Lexington
1964:	W, 103-83	at Athens, Ga.
1965:	W, 102-82	at Athens, Ga.
	W, 96-84	at Lexington
1966:	W, 69-85 ^{OT}	at Athens, Ga.
	W, 74-50	at Lexington
1967:	L, 49-40	at Athens, Ga.
	W, 101-76	at Lexington
1968:	W, 104-73	at Lexington
	W, 106-87	at Athens, Ga.
1969:	W, 88-68	at Lexington
	W, 85-77	at Athens, Ga.
1970:	W, 72-71	at Athens, Ga.
	W, 116-86	at Lexington
1971:	W, 79-66	at Lexington
	W, 107-95	at Athens, Ga.
1972:	L, 85-73	at Athens, Ga.
	W, 87-63	at Lexington
1973:	W, 89-68	at Lexington
	W, 99-86	at Athens, Ga.
1974:	W, 80-74	at Lexington
	W, 86-72	at Athens, Ga.
1975:	W, 96-77	at Athens, Ga.
	W, 75-61	at Lexington
1976:	W, 92-76	at Lexington
	L, 86-81	at Athens, Ga.
1977:	W, 64-59 ^{OT}	at Lexington
	W, 72-54	at Athens, Ga.
1978:	W, 90-73	at Lexington
	W, 78-67	at Athens, Ga.
1979:	W, 73-64	at Lexington
	W, 90-74	at Athens, Ga.
1980:	W, 95-69	at Atlanta
	W, 56-49	at Lexington
1981:	W, 76-82	at Lexington
	W, 71-68 ^{OT}	at Athens, Ga.
1982:	W, 68-66	at Athens, Ga.
	W, 82-73	at Lexington
1983:	L, 70-63	at Athens, Ga.
	W, 81-72	at Lexington
1984:	W, 64-40	at Lexington
	W, 66-64	at Athens, Ga.
	W, 92-79	at Nashville, Tenn. (SEC)
1985:	L, 81-73	at Athens, Ga.
	L, 79-77	at Lexington
1986:	W, 74-69	at Lexington
	W, 80-75	at Athens, Ga.
1987:	L, 69-65	at Louisville
	L, 79-71	at Athens, Ga.
1988:	W, 84-77	at Atlanta
	W, 80-72	at Lexington
	W, 62-57	at Baton Rouge, La. (SEC)
1989:	W, 76-65	at Lexington
	L, 84-72	at Athens, Ga.
1990:	L, 106-91	at Athens, Ga.
	W, 88-77	at Lexington
1991:	W, 81-80	at Athens, Ga.
	W, 96-84	at Lexington
1992:	W, 78-66	at Lexington
	W, 84-73	at Athens, Ga.
1993:	W, 74-59	at Athens, Ga.
	W, 86-70	at Lexington
1994:	L, 94-90 ^{OT}	at Athens, Ga.
	W, 80-59	at Lexington
1995:	W, 83-71	at Lexington
	W, 97-74	at Athens, Ga.
1996:	W, 82-77	at Athens, Ga.
	W, 86-73	at Lexington
1997:	W, 86-65	at Athens, Ga.
	W, 82-57	at Lexington
	W, 95-68	at Memphis, Tenn. (SEC)
1998:	W, 90-79	at Athens, Ga.
	W, 85-74	at Lexington
1999:	W, 91-83 ^{OT}	at Athens, Ga.
	W, 92-71	at Lexington
2000:	W, 75-69	at Athens, Ga.
	W, 70-64	at Lexington
2001:	W, 67-63	at Lexington

	W, 85-70	at Athens, Ga.
2002:	L, 88-84	at Lexington
	L, 78-69	at Athens, Ga.
2003:	W, 87-67	at Lexington
	W, 74-66	at Athens, Ga.
2004:	L, 65-57	at Lexington
	L, 74-68	at Athens, Ga.
	W, 69-60	at Atlanta (SEC)
2005:	W, 76-55	at Athens, Ga.
	W, 60-51	at Lexington
2006:	W, 69-55	at Athens, Ga.
	W, 68-61	at Lexington
2007:	L, 78-69 ^{OT}	at Athens, Ga.
	W, 82-70	at Lexington
2008:	W, 63-58	at Athens, Ga.
	W, 61-55	at Lexington
	L, 60-56 ^{OT}	at Atlanta (SEC)
2009:	W, 68-45	at Athens, Ga.
	L, 90-85	at Lexington
2010:	W, 76-68	at Lexington
	W, 80-68	at Athens, Ga.
2011:	L, 70-77	at Athens, Ga.
	W, 66-60	at Lexington
2012:	W, 57-44	at Athens, Ga.
	W, 79-49	at Lexington
2013:	L, 72-62	at Athens, Ga.
2014:	W, 79-54	at Lexington
	W, 70-58	at Atlanta, Ga. (SEC)
	at Lexington: UK leads, 57-5	
	at Athens, Ga.: UK leads, 40-17	
	at Neutral Sites: UK leads, 20-3	
	at Atlanta: UK leads, 9-3	
	at Baton Rouge, La.: UK leads, 1-0	
	at Columbus, Ga.: UK leads, 1-0	
	at Knoxville, Tenn.: UK leads, 1-0	
	at Louisville: UK leads, 5-1	
	at Memphis, Tenn.: UK leads, 1-0	
	at Nashville, Tenn.: UK leads, 1-0	
	at Owensboro, Ky.: UK leads, 1-0	

Georgia State (UK leads, 2-0)

Year	Score	Site
2005:	W, 77-59	at Lexington
2006:	W, 73-46	at Atlanta
	at Lexington: UK leads, 1-0	
	at Atlanta: UK leads, 1-0	

Georgia Tech (UK leads, 56-15)

Year	Score	Site
1924:	W, 33-27	at Lexington
1925:	W, 18-16	at Atlanta
1926:	W, 25-24	at Lexington
1927:	L, 48-16	at Atlanta
1928:	L, 35-31	at Lexington
1929:	L, 33-19	at Atlanta
1930:	W, 39-19	at Lexington
1931:	W, 38-34	at Lexington
	W, 35-16	at Atlanta
1933:	W, 45-22	at Lexington
1934:	W, 49-25	at Lexington
1935:	W, 57-30	at Lexington
1937:	W, 40-30	at Knoxville, Tenn. (SEC)
1940:	L, 44-39	at Atlanta
1941:	W, 47-37	at Atlanta
	W, 60-41	at Lexington
1942:	W, 63-53	at Atlanta
	W, 57-51	at Lexington
1943:	W, 38-36	at Atlanta
	W, 58-31	at Lexington
1945:	W, 64-58	at Atlanta
	W, 51-32	at Lexington
1946:	W, 68-43	at Atlanta
	W, 54-26	at Lexington
1947:	W, 70-47	at Atlanta
	W, 83-46	at Lexington
	W, 75-53	at Louisville (SEC)
1948:	W, 71-56	at Atlanta
	W, 78-54	at Lexington
	W, 54-43	at Louisville (SEC)
1949:	W, 56-45	at Atlanta
	W, 78-32	at Lexington
1950:	W, 61-47	at Atlanta
	W, 97-62	at Lexington
1951:	W, 82-61	at Atlanta
	W, 75-42	at Lexington
	W, 82-56	at Louisville (SEC)
1952:	W, 96-51	at Atlanta
	W, 93-42	at Lexington
	W, 80-59	at Louisville (SEC)
1954:	W, 105-53	at Lexington
	W, 99-48	at Louisville
1955:	L, 59-58	at Lexington
	L, 65-59	at Atlanta
1956:	W, 104-51	at Lexington
	W, 84-62	at Atlanta

1957:	W, 95-75	at Lexington
	W, 76-65	at Atlanta
1958:	W, 76-60	at Lexington
	L, 71-52	at Atlanta
1959:	W, 72-62	at Lexington
	W, 94-70	at Atlanta
1960:	L, 62-54	at Lexington
	L, 65-44	at Atlanta
1961:	W, 89-79	at Lexington
	L, 62-60	at Atlanta
1962:	W, 89-70	at Lexington
	W, 71-62	at Atlanta
1963:	L, 86-85 ^{OT}	at Lexington
	L, 66-62	at Atlanta
1964:	L, 76-67	at Atlanta
	W, 79-62	at Lexington
1978:	W, 66-64	at Lexington (UKIT)
1992:	L, 81-80	at Atlanta (Omni)
1993:	W, 96-87	at Lexington
1996:	W, 83-60	at Lexington
1997:	W, 88-59	at Atlanta (Georgia Dome)
1998:	W, 85-71	at Lexington
1999:	W, 80-39	at Atlanta (Georgia Dome)
2000:	W, 80-71	at Louisville
2001:	L, 86-84	at Atlanta (Georgia Dome)
	at Lexington: UK leads, 30-4	
	at Atlanta (campus): UK leads, 17-9	
	at Neutral Sites: UK leads, 9-2	
	at Atlanta: Tied, 2-2	
	at Knoxville, Tenn.: UK leads, 1-0	
	at Louisville: UK leads, 6-0	

Gonzaga (UK leads, 1-0)

Year	Score	Site
2003:	W, 80-72	at Maui, Hawaii
	at Neutral Sites: UK leads, 1-0	
	at Maui, Hawaii: UK leads, 1-0	

Great Lakes (GL leads, 2-0)

Year	Score	Site
1942:	L, 58-47	at Louisville
1943:	L, 53-39	at Louisville
	at Neutral Sites: GL leads, 2-0	
	at Louisville: GL leads, 2-0	

Hardin-Simmons (UK leads, 1-0)

Year	Score	Site
1966:	W, 83-55	at Lexington
	at Lexington: UK leads, 1-0	

Hartford (UK leads, 1-0)

Year	Score	Site
2009:	W, 104-61	at Lexington
	at Lexington: UK leads, 1-0	

Hawaii (UK leads, 2-0)

Year	Score	Site
1986:	W, 98-65	at Honolulu
1988:	W, 86-59	at Lexington
	at Lexington: UK leads, 1-0	
	at Honolulu: UK leads, 1-0	

High Point (UK leads, 3-0)

Year	Score	Site
2001:	W, 102-49	at Lexington
2003:	W, 84-64	at Lexington
2006:	W, 75-55	at Lexington
	at Lexington: UK leads, 3-0	
	at New York: UK leads, 1-0	
	at Uniondale, N.Y.: UK leads, 1-0	

Houston (UK leads, 3-1)

Year	Score	Site
1957:	W, 111-76	at New Orleans (Sugar)
1984:	W, 75-67	at Lexington
2007:	W, 77-70	at Lexington
2008:	L, 83-69	at Houston
	at Lexington: UK leads, 2-0	
	at Houston: UH leads, 1-0	
	at Neutral Sites: UK leads, 1-0	
	at New Orleans: UK leads, 1-0	

Idaho (UK leads, 2-0)

Year	Score	Site
1947:	W, 65-35	at Lexington
1956:	W, 91-35	at Lexington
	at Lexington: UK leads, 2-0	

Illinois (UK leads, 11-4)

Year	Score	Site
1925:	L, 36-26	at Champaign, Ill.
1942:	W, 46-44	at New Orleans (NCAA)
1944:	L, 43-41	at Champaign, Ill.
	W, 51-40	at Lexington
1949:	W, 76-47	at New York (NCAA)
1951:	W, 76-74	at New York (NCAA)
1957:	W, 91-70	at Lexington (UKIT)
1959:	W, 76-75	at Louisville
1961:	W, 83-78	at Lexington (UKIT)
1965:	L, 91-86	at Lexington (UKIT)
1966:	W, 86-68	at Champaign, Ill.
1967:	L, 98-97 ^{OT}	at Lexington
1983:	W, 76-57	at Lexington
1984:	W, 56-54	at Champaign, Ill.
	W, 54-51	at Lexington (NCAA)
	at Lexington: UK leads, 5-2	
	at Champaign, Ill.: Tied, 2-2	
	at Neutral Sites: UK leads, 4-0	
	at Louisville: UK leads, 1-0	
	at New Orleans: UK leads, 1-0	
	at New York: UK leads, 2-0	

Indiana (UK leads, 32-24)

Year	Score	Site
1925:	L, 20-18	at Lexington
1926:	L, 34-23	at Bloomington, Ind.
1927:	L, 38-19	at Lexington
1928:	L, 48-29	at Bloomington, Ind.
1941:	L, 48-45	at New Orleans (Sugar)
1943:	L, 58-52	at Louisville
1944:	W, 66-41	at Louisville
1945:	W, 61-43	at Louisville
1966:	W, 91-56	at Lexington (UKIT)
1970:	W, 109-92	at Lexington
1971:	W, 95-93 ^{OT}	at Bloomington, Ind.
1972:	L, 90-89 ^{OT}	at Louisville
1973:	L, 64-58	at Bloomington, Ind.
	L, 72-65	at Nashville, Tenn. (NCAA)
1974:	L, 77-68	at Louisville
1975:	L, 98-74	at Bloomington, Ind.
	W, 92-90	at Dayton, Ohio (NCAA)

1976:	L, 77-68 ^{OT}	at Louisville
1977:	W, 66-51	at Bloomington, Ind.
1978:	W, 78-64	at Lexington
1979:	L, 68-67 ^{OT}	at Bloomington, Ind.
1980:	W, 69-58	at Lexington
1981:	W, 68-66	at Bloomington, Ind.
1982:	W, 85-69	at Lexington
1983:	L, 62-59	at Bloomington, Ind.
	W, 64-59	at Knoxville, Tenn. (NCAA)

1984:	W, 59-54	at Lexington
1985:	L, 81-68	at Bloomington, Ind.
1986:	W, 63-58	at Lexington
1987:	L, 71-66	at Bloomington, Ind.
1988:	W, 82-76 ^{OT}	at Indianapolis
1989:	L, 75-52	at Lexington
1990:	L, 71-69	at Indianapolis
1991:	L, 87-84	at Bloomington, Ind.
1992:	W, 76-74	at Indianapolis
1993:	W, 81-79	at Louisville
1994:	L, 96-84	at Indianapolis
1995:	W, 73-70	at Louisville
1996:	W, 89-82	at Indianapolis
1997:	W, 99-65	at Louisville
1998:	W, 75-72	at Indianapolis
1999:	W, 70-61 ^{OT}	at Louisville
2000:	L, 83-75	at Indianapolis
2001:	W, 88-74	at Louisville
2002:	W, 66-55	at Indianapolis
2003:	W, 70-64	at Louisville
2004:	W, 80-41	at Indianapolis
2005:	W, 73-58	at Louisville
2006:	L, 79-53	at Indianapolis
2007:	W, 59-54	at Lexington
2008:	L, 70-51	at Bloomington, Ind.
2009:	W, 72-54	at Lexington
2010:	W, 90-73	at Bloomington, Ind.
2011:	W, 81-82	at Lexington

2014 - 2015 KENTUCKY MEN'S BASKETBALL

1976:	W, 54-48	at Lawrence, Kan.
1977:	W, 90-63	at Lexington
1978:	W, 73-66	at Lawrence, Kan.
1979:	W, 67-66OT	at Lexington
1980:	W, 57-56	at Lawrence, Kan.
1981:	W, 87-73	at Lexington
1982:	W, 77-74OT	at Lawrence, Kan.
1983:	W, 82-62	at Louisville
1985:	W, 72-50	at Lawrence, Kan.
1986:	W, 92-89	at Louisville
1987:	L, 83-66	at Lawrence, Kan.
1990:	L, 150-95	at Lawrence, Kan.
1991:	W, 88-71	at Lexington
1999:	W, 63-45	at Chicago
	W, '92-88	at New Orleans (NCAA)

2005:	L, 65-59	at Lexington
2006:	L, 73-46	at Lawrence, Kan.
2007:	L, 88-76	at Chicago (NCAA)
2012:	W, 75-65	at New York
	W, 67-59	at New Orleans (NCAA)

at Lexington: UK leads, 7-1
at Lawrence, Kan.: UK leads, 7-4
at Neutral Sites: UK leads, 7-1
at Chicago: Series tied, 1-1
at Louisville: UK leads, 3-0
at New Orleans: UK leads, 2-0
at New York: UK leads, 1-0

Kansas State (UK leads, 9-0)

Year	Score	Site
1940:	W, 53-26	at Lexington
1941:	W, 28-25	at Manhattan, Kan.
1951:	W, 68-58	at Minneapolis (NCAA)

1962:	W, 80-67	at Lexington (UKIT)
1967:	W, 83-79	at Lexington (UKIT)
1972:	W, 71-64	at Manhattan, Kan.
1976:	W, 81-78	at New York (NIT)
2008:	W, 74-72	at Las Vegas
2014:	W, 56-49	at St. Louis (NCAA)

at Lexington: UK leads, 3-0
at Manhattan, Kan.: UK leads, 2-0
at Neutral Sites: UK leads, 4-0
at Las Vegas: UK leads, 1-0
at Minneapolis: UK leads, 1-0
at New York: UK leads, 1-0
at St. Louis: UK leads, 1-0

Kent State (UK leads, 1-0)

Year	Score	Site
2002:	W, 82-68	at Cincinnati, Ohio

at Neutral Sites: UK leads, 1-0
at Cincinnati, Ohio: UK leads, 1-0

Kentucky St. (UK leads, 1-0)

Year	Score	Site
2002:	W, 118-63	at Lexington

at Lexington: UK leads, 1-0

Ky. Wesleyan (UK leads, 8-2-1)

Year	Score	Site
1910:	W, 14-12	at Winchester, Ky.
1911:	L, 25-19	at Winchester, Ky.
1918:	W, 23-13	at Lexington
	Tie, 21-21	at Winchester, Ky.
1919:	W, 46-5	at Lexington
	W, 18-13	at Lexington
1920:	W, 43-13	at Lexington
1921:	W, 38-13	at Lexington
1927:	L, 31-24	at Winchester, Ky.
1930:	W, 32-20	at Lexington
1939:	W, 57-18	at Lexington

at Lexington: UK leads, 7-0
at Winchester, Ky.: KW leads, 2-1-1

Lafayette (UK leads, 1-0)

Year	Score	Site
2013:	W, 101-49	at Lexington

at Lexington: UK leads, 1-0

Lamar (UK leads, 3-0)

Year	Score	Site
1987:	W, 71-56	at Lexington
2008:	W, 103-61	at Lexington
2012:	W, 86-64	at Lexington

at Lexington: UK leads, 3-0

LaSalle (UK leads, 3-0)

Year	Score	Site
1954:	W, 73-60	at Lexington (UKIT)
1955:	W, 63-54	at Lexington (UKIT)
1979:	W, 109-77	at Lexington

at Lexington: UK leads, 3-0

Lexington High (Tied, 1-1)

Year	Score	Site
1909:	W, 28-9	at Lexington
1911:	L, 36-29	at Lexington

at Lexington: Tied, 1-1

Lex. YMCA (YMCA leads, 5-2)

Year	Score	Site
1903:	W, 11-10	at Lexington
1907:	L, 25-17	at Lexington
	L, 41-22	at YMCA
1908:	L, 29-29	at YMCA
	L, 23-19	at Lexington
1912:	W, 32-20	at Lexington
1913:	L, 27-25	at Lexington

at Lexington: YMCA leads, 3-2
at YMCA: YMCA leads, 2-0

Liberty (UK leads, 2-0)

Year	Score	Site
2006:	W, 81-51	at Lexington
2008:	W, 80-54	at Lexington

at Lexington: UK leads, 2-0

Lipscomb (UK leads, 2-0)

Year	Score	Site
2006:	W, 67-49	at Lexington
2013:	W, 88-50	at Lexington

at Lexington: UK leads, 2-0

Long Beach State (UK leads, 1-0)

Year	Score	Site
2009:	W, 86-73	at Lexington

at Lexington: UK leads, 1-0

Long Island (UK leads, 2-1)

Year	Score	Site
1939:	L, 52-34	at New York
1945:	W, 62-52OT	at New York
1947:	W, 63-62	at New York

at New York: UK leads, 2-1

Longwood (UK leads, 1-0)

Year	Score	Site
2008:	W, 91-57	at Lexington

at Lexington: UK leads, 1-0

UL Lafayette (ULL leads, 1-0)

Year	Score	Site
1990:	L, 116-113OT	at Lexington (UKIT)

at Lexington: LL leads, 1-0

LSU (UK leads, 85-25)

Year	Score	Site
1933:	W, 51-38	at Atlanta (SEC)
1937:	W, 57-37	at Knoxville, Tenn. (SEC)
1939:	W, 53-34	at Knoxville, Tenn. (SEC)
1944:	W, 55-28	at Louisville (SEC)
1945:	W, 68-37	at Louisville (SEC)
1946:	W, 59-36	at Louisville (SEC)
1948:	W, 63-47	at Louisville (SEC)
1951:	W, 81-59	at Baton Rouge, La.
1952:	W, 57-47	at Lexington
	W, 44-43	at Louisville (SEC)
1954:	W, 63-56	at Nashville, Tenn. (SEC)
1955:	W, 74-58	at Lexington
	W, 64-62	at Baton Rouge, La.
1956:	W, 62-52	at Baton Rouge, La.
	W, 107-65	at Lexington
1957:	W, 51-46	at Baton Rouge, La.
1958:	W, 97-52	at Lexington
1959:	W, 76-61	at Baton Rouge, La.
1960:	W, 77-45	at Lexington
1961:	L, 73-59	at Baton Rouge, La.
1962:	W, 84-63	at Lexington
1963:	W, 63-56	at Baton Rouge, La.
1964:	W, 103-84	at Lexington
1965:	W, 79-66	at Baton Rouge, La.
1966:	W, 111-85	at Lexington
1967:	W, 102-72	at Lexington
	W, 105-84	at Baton Rouge, La.
1968:	W, 121-95	at Baton Rouge, La.
	W, 109-96	at Lexington
1969:	W, 108-96	at Baton Rouge, La.
	W, 103-89	at Lexington
1970:	W, 109-96	at Lexington
	W, 121-105	at Baton Rouge, La.
1971:	W, 82-79	at Baton Rouge, La.
	W, 110-73	at Lexington
1972:	W, 89-71	at Lexington
	L, 88-71	at Baton Rouge, La.
1973:	W, 86-71	at Baton Rouge, La.

	W, 94-76	at Lexington
1974:	L, 95-84	at Baton Rouge, La.
	W, 73-70	at Lexington
1975:	W, 115-80	at Lexington
	W, 77-76	at Baton Rouge, La.
1976:	W, 85-71	at Lexington
	W, 85-70	at Baton Rouge, La.
1977:	W, 87-72	at Lexington
	W, 90-76	at Baton Rouge, La.
1978:	W, 96-76	at Lexington
	L, 95-94OT	at Baton Rouge, La.
1979:	L, 93-89	at Lexington
	L, 70-61	at Baton Rouge, La.
	W, 80-67	at Birmingham, Ala. (SEC)
1980:	L, 65-60	at Lexington
	W, 76-74OT	at Baton Rouge, La.
	L, 80-78	at Birmingham, Ala. (SEC)

1981:	L, 81-67	at Baton Rouge, La.
	W, 73-71	at Lexington
1982:	W, 76-65	at Lexington
	L, 94-78	at Baton Rouge, La.
1983:	W, 52-50	at Lexington
	L, 74-60	at Baton Rouge, La.
1984:	W, 96-80	at Baton Rouge, La.
	W, 90-68	at Lexington
1985:	W, 53-43	at Lexington
	L, 67-61	at Baton Rouge, La.
1986:	W, 54-52	at Baton Rouge, La.
	W, 68-57	at Lexington
	W, 61-58	at Lexington (SEC)
	L, 59-57	at Atlanta (NCAA)
1987:	L, 76-41	at Lexington
	L, 65-52	at Baton Rouge, La.
1988:	W, 76-61	at Baton Rouge, La.
	W, 95-69	at Lexington
	W, 86-80	at Baton Rouge, La. (SEC)
1989:	L, 64-62	at Lexington
	L, 99-80	at Baton Rouge, La.
1990:	L, 94-81	at Baton Rouge, La.
	W, 100-95	at Lexington
1991:	W, 93-80	at Lexington
	L, 107-88	at Baton Rouge, La.
1992:	L, 74-53	at Baton Rouge, La.
	W, 80-74	at Birmingham, Ala. (SEC)

1993:	W, 105-67	at Lexington
	W, 82-65	at Lexington (SEC)
1994:	W, 99-95	at Baton Rouge, La.
1995:	W, 127-80	at Lexington
1996:	W, 129-97	at Baton Rouge, La.
1997:	W, 84-48	at Lexington
1998:	W, 63-61	at Baton Rouge, La.
1999:	W, 86-62	at Lexington
2000:	L, 70-57	at Baton Rouge, La.
2001:	W, 84-61	at Lexington
2002:	W, 68-56	at Baton Rouge, La.
2003:	W, 68-57	at Lexington
2004:	W, 70-64	at Baton Rouge, La.
2005:	W, 89-58	at Lexington
	W, 79-78OT	at Atlanta (SEC)
2006:	L, 71-67	at Baton Rouge, La.
2007:	W, 70-63	at Lexington
2008:	W, 67-63	at Baton Rouge, La.
2009:	L, 73-70	at Lexington
	L, 67-58	at Tampa, Fla. (SEC)
2010:	W, 81-55	at Baton Rouge, La.
2011:	W, 82-44	at Lexington
2012:	W, 74-50	at Baton Rouge, La.
	W, 60-51	at New Orleans (SEC)

2013:	W, 75-70	at Lexington
2014:	L, 87-82	at Baton Rouge
	W, 77-76 OT	at Lexington
	W, 85-67	at Atlanta (SEC)

at Lexington: UK leads, 42-5
at Baton Rouge, La.: UK leads, 29-17
at Neutral Sites: UK lead, 14-3
at Atlanta: UK leads, 3-1
at Birmingham, Ala.: UK leads, 2-1
at Knoxville, Tenn.: UK leads, 2-0
at Louisville: UK leads, 5-0
at Nashville, Tenn.: UK leads, 1-0
at New Orleans.: UK leads, 1-0
at Tampa, Fla.: LSU leads 1-0

Louisville (UK leads, 32-15)

Year	Score	Site
1913:	W, 34-10	at Lexington
1914:	W, 22-17	at Lexington
	W, 26-13	at Louisville
1915:	W, 18-14	at Lexington
	L, 26-15	at Louisville

1916:	L, 28-22	at Lexington
	W, 32-24	at Louisville
1922:	W, 38-14	at Louisville
	W, 29-22	at Lexington
1948:	W, 91-57	at New York (NCAA)
1951:	W, 79-68	at Raleigh, N.C. (NCAA)
1959:	L, 76-61	at Evanston, Ill. (NCAA)
1983:	L, 80-68OT	at Knoxville, Tenn. (NCAA)
1984:	W, 65-44	at Lexington
	W, 72-67	at Lexington (NCAA)
1985:	L, 71-64	at Louisville
1986:	W, 69-64	at Lexington
1987:	W, 85-51	at Louisville
1988:	W, 76-75	at Lexington
1989:	L, 97-75	at Louisville
1990:	L, 86-79	at Lexington
1991:	W, 93-85	at Louisville
1992:	W, 103-89	at Lexington
1993:	W, 88-68	at Louisville
1994:	W, 78-70	at Lexington
1995:	L, 88-86	at Louisville
1996:	W, 89-66	at Lexington
1997:	W, 74-54	at Louisville
1998:	L, 79-76	at Lexington
1999:	L, 83-74	at Louisville
2000:	W, 76-46	at Lexington
2001:	W, 64-62	at Louisville
2002:	W, 82-62	at Lexington
2003:	L, 81-63	at Louisville
2004:	L, 65-56	at Lexington
2005:	W, 60-58	at Louisville
2006:	W, 73-61	at Lexington
2007:	W, 61-49	at Louisville
2008:	L, 89-75	at Lexington
2009:	L, 74-71	at Louisville
2010:	W, 71-62	at Lexington
2011:	W, 78-63	at Louisville
2012:	W, 69-62	at Lexington
	W, 69-61	at New Orleans (NCAA)
2013:	L, 80-77	at Louisville
2014:	W, 73-66	at Lexington
	W, 74-69	at Indianapolis (NCAA)

at Lexington: UK leads, 17-5
at Louisville: UK leads, 11-8
at Neutral Sites: UK leads, 4-2
at Evanston, Ill.: UL leads, 1-0
at Indianapolis, Ind: UK leads, 1-0
at Knoxville, Tenn.: UL leads, 1-0
at New Orleans: UK leads, 1-0
at New York: UK leads, 1-0
at Raleigh, N.C.: UK leads, 1-0

Louisville Coliseum (Tied, 1-1)

Year	Score	Site
1908:	W, 29-28	at Lexington
	L, 30-18	at Louisville

at Lexington: UK leads, 1-0
at Louisville: LC leads, 1-0

Louisville YMCA (UK leads, 1-0)

Year	Score	Site
1914:	W, 30-21	at Lexington

at Lexington: UK leads, 1-0

Louisville YMHA (UK leads, 1-0)

Year	Score	Site
1914:	W, 59-12	at Lexington

at Lexington: UK leads, 1-0

Loyola, Ill. (UK leads, 4-3)

Year	Score	Site
1949:	L, 67-56	at New York (NIT)
1951:	W, 97-61	at Lexington
1957:	W, 81-62	at Lexington
	W, 115-65	at Chicago
1958:	W, 75-42	at Lexington
	L, 57-56	at Chicago
1964:	L, 100-91	at Minneapolis (NCAA)

at Lexington: UK leads, 3-0
at Chicago: Tied, 1-1
at Neutral Sites: LU leads, 2-0
at Minneapolis: LU leads, 1-0
at New York: LU leads, 1-0

Loyola, La. (UK leads, 1-0)

Year	Score	Site
1964:	W, 86-64	at New Orleans (Sugar)

at Neutral Sites: UK leads, 1-0
at New Orleans: UK leads, 1-0

Loyola, (Md.) (UK leads, 1-0)

Year	Score	Site
2012:	W, 87-63	at Lexington

at Lexington: UK leads, 1-0

Maine (UK leads, 1-0)

Year	Score	Site
1981:	W, 100-54	at Lexington

at Lexington: UK leads, 1-0

Marietta (Tied, 2-2)

Year	Score	Site
------	-------	------

2014 - 2015 KENTUCKY MEN'S BASKETBALL

1958: L, 71-62 at College Park, Md.
 1959: W, 58-56OT at Lexington
 1996: W, 96-84 at Springfield, Mass.
 1999: W, 103-91 at Lexington
 2000: W, 61-58 at New York
 L, 72-66 at College Park, Md.
 2002: L, 78-68 at Syracuse, N.Y. (NCAA)
 2013: W, 72-69 at Brooklyn, N.Y.
 at Lexington: UK leads, 3-0
 at College Park, Md.: UM leads, 3-1
 at Neutral Sites: UK leads, 4-2
 at Atlanta: Tied, 1-1
 at Brooklyn: UK leads, 1-0
 at New York: UK leads, 1-0
 at Springfield, Mass.: UK leads, 1-0
 at Syracuse, N.Y.: UM leads, 1-0
 *As part of sanctions imposed upon the UK basketball program in 1989, the NCAA ordered Kentucky to erase from the record three NCAA tournament games from the 1987-88 season. Kentucky's 99-84 win over Southern, a 90-81 win over Maryland and an 80-74 loss to Villanova have been deleted from the records.

Maryville (UK leads, 5-0)
 Year Score Site
 1915: W, 37-17 at Lexington
 W, 23-22 at Maryville, Tenn.
 1916: W, 36-25 at Lexington
 1920: W, 27-13 at Lexington
 1941: W, 53-14 at Lexington
 at Lexington: UK leads, 4-0
 at Maryville, Tenn.: UK leads, 1-0

Massachusetts (UK leads, 5-1)
 Year Score Site
 1992: W, 90-69 at Lexington
 W, 87-77 at Philadelphia (NCAA)
 1994: W, 67-64 at East Rutherford, N.J.
 1996: L, 92-82 at Auburn Hills, Mich.
 W, 81-74 at East Rutherford, N.J. (NCAA)
 2007: W, 82-68 at Lexington
 at Lexington: UK leads, 2-0
 at Neutral Sites: UK leads, 3-1
 at Auburn Hills, Mich.: UM leads, 1-0
 at East Rutherford, N.J.: UK leads, 2-0
 at Philadelphia: UK leads, 1-0

Memphis (UM leads, 1-0)
 Year Score Site
 2007: L, 80-3 at Honolulu
 at Neutral Sites: UM leads, 1-0
 at Honolulu: UM leads, 1-0

Mercer (UK leads, 2-1)
 Year Score Site
 1921: W, 49-25 at Atlanta (SIAA)
 1922: L, 35-22 at Atlanta (SIAA)
 1999: W, 82-51 at Lexington
 at Lexington: UK leads, 1-0
 at Neutral Sites: Tied, 1-1
 at Atlanta: Tied, 1-1

Mexico (UK leads, 3-0)
 Year Score Site
 1933: W, 81-22 at Lexington
 1937: W, 58-30 at Lexington
 1942: W, 56-26 at Lexington
 at Lexington: UK leads, 3-0

Mexico YMCA (UK leads, 1-0)
 Year Score Site
 1924: W, 25-14 at Lexington
 at Lexington: UK leads, 1-0

Miami, Fla. (UK leads, 3-1)
 Year Score Site
 1957: W, 114-75 at Lexington
 1999: W, 74-65 at Lexington
 2000: W, 60-57 at Miami
 2008: L, 73-67 at Lexington
 at Lexington: UK leads, 2-1
 at Miami, Fla.: UK leads, 1-0

Miami, Ohio (UK leads, 22-4)
 Year Score Site
 1906: L, 15-10 at Lexington

L, 29-19 at Oxford, Ohio
 1912: W, 31-14 at Lexington
 1913: W, 24-16 at Lexington
 1919: L, 38-14 at Lexington
 1928: L, 36-31 at Lexington
 1929: W, 43-42OT at Lexington
 1930: W, 35-20 at Lexington
 1942: W, 35-21 at Lexington
 1947: W, 62-49 at Lexington
 1948: W, 67-53 at Oxford, Ohio
 1958: W, 94-70
 1961: W, 70-58 at Lexington
 1962: W, 93-61 at Lexington
 1969: W, 86-77 at Oxford, Ohio
 W, 72-71 at Madison, Wis. (NCAA)
 1970: W, 80-58 at Lexington
 1974: W, 81-66 at Lexington
 1975: W, 80-73 at Oxford, Ohio
 W, 91-69 at Lexington
 1978: W, 91-69 at Dayton, Ohio (NCAA)
 1988: W, 85-71 at Lexington (UKIT)
 1993: W, 65-49 at Lexington
 1999: W, 58-43 at St. Louis (NCAA)
 2007: W, 57-46 at Lexington
 2009: W, 72-70 at Lexington
 at Lexington: UK leads, 15-3
 at Oxford, Ohio: UK leads, 3-1
 at Neutral Sites: UK leads, 3-0
 at Dayton, Ohio: UK leads, 1-0
 at Madison, Wis: UK leads, 1-0
 at St. Louis: UK leads, 1-0

Michigan (UK leads, 5-2)
 Year Score Site
 1925: L, 21-11 at Lexington
 1966: W, 84-77 at Iowa City, Iowa (NCAA)
 1968: W, 96-79 at Ann Arbor, Mich.
 1969: W, 112-104 at Lexington (UKIT)
 1971: W, 104-93 at Ann Arbor, Mich.
 1993: L, 81-78OT at New Orleans (NCAA)
 2014: W, 75-72 at Indianapolis (NCAA)
 at Lexington: Tied, 1-1
 at Ann Arbor, Mich.: UK leads, 2-0
 at Neutral Sites: UK leads, 2-1
 at Indianapolis, Ind: UK leads, 1-0
 at Iowa City, Iowa: UK leads, 1-0
 at New Orleans: UM leads, 1-0

Michigan State (UK leads, 12-11)
 Year Score Site
 1936: L, 32-26 at East Lansing, Mich.
 W, 27-19 at Lexington
 1937: W, 28-21 at Lexington
 L, 24-23 at East Lansing, Mich.
 1938: L, 43-38 at East Lansing, Mich.
 W, 44-27 at Lexington
 1945: W, 66-36 at Lexington
 L, 66-50 at East Lansing, Mich.
 1946: W, 55-44 at East Lansing, Mich.
 W, 59-51 at Lexington
 1947: W, 86-36 at Lexington
 1948: W, 47-45 at East Lansing, Mich.
 1957: L, 80-68 at Lexington (NCAA)
 1972: L, 91-85 at Lexington
 1973: W, 75-66 at East Lansing, Mich.
 1978: W, 52-49 at Dayton, Ohio (NCAA)
 1999: L, 73-66 at St. Louis (NCAA)
 2000: W, 60-58 at Lexington
 2001: L, 46-45 at East Lansing, Mich.
 2003: L, 71-67 at Lexington
 2004: W, 79-74 at Detroit
 2005: L, 94-882OT at Austin, Texas (NCAA)
 2014: L, 78-74 at Chicago
 at Lexington: UK leads, 7-3
 at East Lansing, Mich.: MSU leads, 5-3
 at Neutral Sites: MSU leads, 3-2
 at Austin, Texas: MSU leads, 1-0
 at Chicago: MSU leads, 1-0
 at Dayton, Ohio: UK leads, 1-0
 at Detroit: UK leads, 1-0

at St. Louis: MSU leads, 1-0

Middle Tenn. (MTSU leads, 1-0)
 Year Score Site
 1982: L, 50-44 at Nashville, Tenn. (NCAA)
 at Neutral Sites: MT leads, 1-0
 at Nashville, Tenn.: MT leads, 1-0

Minnesota (UK leads, 4-1)
 Year Score Site
 1952: L, 61-57 at Minneapolis
 1954: W, 74-59 at Lexington
 1956: W, 72-65 at Lexington (UKIT)
 1958: W, 78-58 at Lexington (UKIT)
 1997: W, 78-69 at Indianapolis (NCAA)
 at Lexington: UK leads, 3-0
 at Minneapolis: UM leads, 0-1
 at Neutral Sites: UK leads, 1-0
 at Indianapolis: UK leads, 1-0

Mississippi (UK leads, 102-13)
 Year Score Site
 1925: W, 26-23 at Lexington
 1927: L, 37-17 at Lexington
 1928: L, 41-28 at Atlanta (So.Con.)
 1929: W, 35-30 at Lexington
 W, 32-24 at Lexington
 1933: W, 49-31 at Atlanta (SEC)
 1939: W, 49-30 at Knoxville, Tenn. (SEC)
 1941: W, 60-41 at Lexington
 W, 62-52 at Louisville (SEC)
 1942: W, 59-32 at Louisville (SEC)
 1949: W, 75-45 at Memphis, Tenn.
 W, 85-31 at Lexington
 1950: W, 61-55 at Memphis, Tenn.
 W, 90-50 at Lexington
 1951: W, 86-39 at Owensboro, Ky.
 1952: W, 116-58 at Owensboro, Ky.
 W, 81-61 at Lexington
 1954: W, 88-62 at Lexington
 1955: W, 84-66 at Memphis, Tenn.
 1956: W, 88-49 at Lexington
 1957: W, 75-69 at Memphis, Tenn.
 1958: W, 96-65 at Lexington
 1959: W, 97-72 at Jackson, Miss.
 1960: W, 61-43 at Lexington
 1961: W, 74-60 at Jackson, Miss.
 1962: W, 83-60 at Lexington
 1963: W, 75-69 at Jackson, Miss.
 1964: W, 102-59 at Lexington
 1965: W, 102-65 at Lexington
 1966: W, 108-65 at Oxford, Miss.
 1967: W, 96-53 at Lexington
 W, 79-70 at Oxford, Miss.
 1968: W, 85-76 at Oxford, Miss.
 W, 78-62 at Lexington
 1969: W, 69-59 at Oxford, Miss.
 W, 104-68 at Lexington
 1970: W, 95-73 at Lexington
 W, 120-85 at Oxford, Miss.
 1971: W, 103-95 at Oxford, Miss.
 W, 121-86 at Lexington
 1972: W, 93-82 at Lexington
 W, 90-82 at Oxford, Miss.
 1973: L, 61-58 at Oxford, Miss.
 W, 88-70 at Lexington
 1974: W, 93-64 at Lexington
 L, 61-60 at Oxford, Miss.
 1975: W, 85-82 at Oxford, Miss.
 W, 108-89 at Lexington
 1976: W, 89-81 at Lexington
 W, 94-87 at Oxford, Miss.
 1977: W, 100-73 at Lexington
 W, 81-69 at Oxford, Miss.
 1978: W, 76-56 at Lexington
 W, 64-52 at Oxford, Miss.
 1979: W, 90-64 at Lexington
 W, 87-82 at Oxford, Miss.
 W, 82-77 at Birmingham, Ala. (SEC)
 1980: W, 79-73 at Oxford, Miss.
 W, 86-72 at Lexington
 W, 70-67 at Birmingham, Ala. (SEC)
 1981: W, 64-55 at Lexington
 W, 62-55 at Oxford, Miss.
 1982: L, 67-65 at Oxford, Miss.
 W, 56-49 at Lexington
 W, 62-58 at Lexington (SEC)
 1983: W, 72-60 at Lexington
 W, 61-58 at Oxford, Miss.
 1984: W, 68-55 at Oxford, Miss.
 W, 76-57 at Lexington
 1985: W, 57-45 at Oxford, Miss.

W, 67-52 at Lexington
 1986: W, 75-58 at Lexington
 W, 62-58 at Oxford, Miss.
 W, 95-69 at Lexington (SEC)
 1987: L, 76-65 at Oxford, Miss.
 W, 64-63 at Lexington
 1988: W, 94-65 at Lexington
 W, 78-71 at Oxford, Miss.
 W, 82-64 at Baton Rouge (SEC)
 1989: L, 70-65 at Oxford, Miss.
 W, 70-69 at Lexington
 1990: W, 98-79 at Lexington
 L, 88-74 at Oxford, Miss.
 1991: W, 95-85 at Oxford, Miss.
 W, 89-77 at Lexington
 1992: W, 96-78 at Lexington
 1993: W, 98-86 at Oxford, Miss.
 1994: W, 98-64 at Louisville
 1995: W, 82-65 at Memphis, Tenn.
 1996: W, 90-60 at Lexington
 1997: L, 73-69 at Oxford, Miss.
 W, 88-70 at Memphis, Tenn. (SEC)
 1998: L, 73-64 at Lexington
 1999: W, 63-57 at Oxford, Miss.
 W, 83-73 at Atlanta (SEC)
 2000: W, 74-69 at Lexington
 2001: L, 65-55 at Oxford, Miss.
 W, 77-55 at Nashville, Tenn. (SEC)
 2002: W, 87-64 at Lexington
 2003: W, 80-62 at Oxford, Miss.
 2004: W, 71-61 at Lexington
 2005: W, 53-50 at Oxford, Miss.
 2006: W, 80-40 at Lexington
 W, 71-57 at Nashville, Tenn. (SEC)
 2007: W, 68-58 at Oxford, Miss.
 2008: W, 58-54 at Lexington
 2009: L, 85-80 at Oxford, Miss.
 W, 71-58 at Tampa, Fla. (SEC)
 2010: W, 85-75 at Lexington
 2011: L, 69-71 at Oxford, Miss.
 W, 75-66 at Atlanta (SEC)
 2012: W, 77-62 at Lexington
 2013: W, 87-74 at Oxford, Miss.
 2014: W, 80-64 at Lexington
 W, 84-70 at Oxford, Miss.
 at Lexington: UK leads, 51-2
 at Oxford, Miss.: UK leads, 27-10
 at Neutral Sites: UK leads, 24-1
 at Atlanta: UK leads, 3-1
 at Baton Rouge: UK leads, 1-0
 at Birmingham, Ala.: UK leads, 2-0
 at Jackson, Miss.: UK leads, 3-0
 at Knoxville, Tenn.: UK leads, 1-0
 at Louisville: UK leads, 3-0
 at Memphis, Tenn.: UK leads, 6-0
 at Nashville, Tenn.: UK leads, 2-0
 at Owensboro, Ky.: UK leads, 2-0
 at Tampa, Fla.: UK leads, 1-0

Miss. State (UK leads, 91-20)
 Year Score Site
 1921: W, 28-13 at Atlanta (SIAA)
 1922: W, 28-21 at Lexington
 1924: L, 17-16 at Lexington
 1925: W, 31-26 at Atlanta (So.Con.)
 1926: L, 31-26 at Atlanta (So.Con.)
 1929: W, 25-23OT at Starkville, Miss.
 W, 32-14 at Jackson, Miss.
 1930: W, 38-17 at Lexington
 W, 20-14 at Lexington
 1933: W, 46-27 at Atlanta (SEC)
 1936: W, 41-39 at Knoxville, Tenn. (SEC)
 1939: W, 39-28 at Lexington
 1940: W, 45-37 at Lexington
 1943: W, 52-43 at Louisville (SEC)
 1950: W, 87-55 at Owensboro, Ky.
 W, 56-46 at Louisville (SEC)
 1951: W, 80-60 at Starkville, Miss.
 W, 92-70 at Louisville (SEC)
 1952: W, 110-66 at Lexington
 1954: W, 81-49 at Lexington
 1955: W, 61-56 at Starkville, Miss.
 1956: W, 86-65 at Lexington
 1957: L, 89-81 at Starkville, Miss.
 1958: W, 72-62 at Lexington
 1959: L, 66-58 at Starkville, Miss.
 1960: W, 90-59 at Lexington
 1961: W, 68-62 at Starkville, Miss.
 1962: L, 49-44 at Lexington
 1963: L, 56-52 at Starkville, Miss.
 1964: W, 65-59 at Lexington

1965: W, 74-56 at Lexington
 1966: W, 73-69 at Starkville, Miss.
 1967: L, 77-72OT at Lexington
 W, 103-74 at Starkville, Miss.
 1968: W, 92-84 at Starkville, Miss.
 W, 107-81 at Lexington
 1969: W, 91-72 at Starkville, Miss.
 W, 91-69 at Lexington
 1970: W, 111-76 at Lexington
 W, 86-57 at Starkville, Miss.
 1971: W, 79-71 at Starkville, Miss.
 W, 102-83 at Lexington
 1972: W, 104-76 at Lexington
 W, 63-55 at Starkville, Miss.
 1973: W, 90-81 at Starkville, Miss.
 W, 100-87OT at Lexington
 1974: W, 82-70 at Starkville, Miss.
 W, 108-69 at Lexington
 1975: W, 112-79 at Lexington
 W, 118-80 at Starkville, Miss.
 1976: L, 77-73 at Starkville, Miss.
 W, 94-93OT at Lexington
 1977: W, 92-85 at Starkville, Miss.
 W, 77-64 at Lexington
 1978: W, 75-65 at Starkville, Miss.
 W, 58-56 at Lexington
 1979: L, 63-61 at Starkville, Miss.
 W, 80-65 at Lexington
 1980: W, 89-67 at Starkville, Miss.
 W, 71-65 at Lexington
 1981: W, 71-64 at Lexington
 W, 78-74 at Starkville, Miss.
 1982: L, 56-51 at Starkville, Miss.
 W, 71-54 at Lexington
 1983: W, 59-53OT at Starkville, Miss.
 W, 88-67 at Lexington
 1984: W, 51-42 at Lexington
 W, 77-58 at Starkville, Miss.
 1985: W, 58-57 at Lexington
 L, 82-69 at Starkville, Miss.
 1986: W, 64-52 at Starkville, Miss.
 W, 88-62 at Lexington
 1987: W, 57-49 at Starkville, Miss.
 W, 50-36 at Lexington
 1988: W, 93-52 at Lexington
 W, 83-59 at Starkville, Miss.
 1989: W, 73-61 at Lexington
 L, 68-67 at Starkville, Miss.
 1990: W, 102-97 at Lexington
 L, 87-86 at Starkville, Miss.
 1991: W, 89-70 at Lexington
 L, 83-82 at Starkville, Miss.
 1992: W, 89-84 at Starkville, Miss.
 1993: W, 87-63 at Lexington
 1994: W, 86-70 at Starkville, Miss.
 W, 95-76 at Memphis, Tenn. (SEC)
 1995: L, 76-71 at Lexington
 1996: W, 74-56 at Starkville, Miss.
 L, 84-73 at New Orleans (SEC)
 1997: W, 90-61 at Lexington
 1998: W, 77-71 at Starkville, Miss.
 1999: W, 76-49 at Lexington
 2000: W, 73-61 at Starkville, Miss.
 2001: W, 76-57 at Lexington
 2002: L, 74-69OT at Starkville, Miss.
 2003: W, 70-62 at Lexington
 W, 64-57 at New Orleans (SEC)
 2004: W, 67-66 at Starkville, Miss.
 2005: W, 94-78 at Lexington
 2006: W, 81-66 at Starkville, Miss.
 2007: W, 64-60 at Lexington
 L, 84-82OT at Atlanta (SEC)
 2008: L, 69-64 at Starkville, Miss.
 2009: L, 66-57 at Lexington
 2010: W, 81-75OT at Starkville, Miss.
 W, 75-74OT at Nashville, Tenn. (SEC)
 2011: W, 85-79 at Lexington
 2012: W, 73-64 at Starkville, Miss.
 2013: W, 85-55 at Lexington
 2014: W, 85-63 at Lexington
 W, 69-59 at Starkville, Miss.
 at Lexington: UK leads, 46-5
 at Jackson, Miss.: UK leads, 33-12
 at Neutral Sites: UK leads, 12-3
 at Atlanta: UK leads, 3-2
 at Knoxville, Tenn.: UK leads, 1-0
 at Knoxville, Tenn.: UK leads, 1-0
 at Louisville: UK leads, 3-0
 at Memphis, Tenn.: UK leads, 1-0
 at Nashville, Tenn.: UK leads, 1-0
 at New Orleans: Tied, 1-1
 at Owensboro, Ky.: UK leads, 1-0

2014 - 2015 KENTUCKY MEN'S BASKETBALL

Miss. Valley St. (UK leads, 3-0)

Year	Score	Site
2007:	W, 79-56	at Lexington
2008:	W, 88-65	at Lexington
2011:	W, 85-60	at Lexington

at Lexington: UK leads, 3-0

Missouri (UK leads, 6-0)

Year	Score	Site
1961:	W, 81-69	at Lexington
1972:	W, 83-72	at Lexington (UKIT)
1998:	W, 77-55	at Maui, Hawaii
2000:	W, 70-53	at New Orleans (Sugar)
2013:	W, 90-83 OT	at Lexington
2014:	W, 84-79	at Columbia, Mo.

at Lexington: UK leads, 3-0
at Columbia: UK leads, 1-0
at Neutral Sites: UK leads, 2-0
at Maui, Hawaii: UK leads, 1-0
at New Orleans: UK leads, 1-0

Montana (UK leads, 1-0)

Year	Score	Site
1997:	W, 81-69	at Salt Lake City (NCAA)

at Neutral Sites: UK leads, 1-0
at Salt Lake City: UK leads, 1-0

Moore's Hill (UK leads, 1-0)

Year	Score	Site
1906:	W, 32-11	at Moore's Hill, Ind.

at Moore's Hill, Ind.: UK leads, 1-0

Morehead St. (UK leads, 10-0)

Year	Score	Site
1961:	W, 71-64	at Louisville (NCAA)
1992:	W, 101-84	at Louisville
1993:	W, 108-65	at Lexington
1994:	W, 97-61	at Lexington
1996:	W, 96-32	at Lexington
1998:	W, 88-49	at Lexington
2002:	W, 94-75	at Lexington
2005:	W, 71-40	at Lexington
2009:	W, 75-59	at Lexington
2013:	W, 81-70	at Lexington

at Lexington: UK leads, 8-0
at Neutral Sites: UK leads, 2-0
at Louisville: UK leads, 2-0

Mt. St. Mary's (UK leads, 1-0)

Year	Score	Site
1995:	W, 113-67	at Memphis, Tenn. (NCAA)

at Neutral Sites: UK leads, 1-0
at Memphis, Tenn.: UK leads, 1-0

Navy (UK leads, 3-1)

Year	Score	Site
1929:	L, 32-26	at Annapolis, Md.
1959:	W, 82-69	at Lexington
1970:	W, 73-59	at Lexington (UKIT)
1987:	W, 80-69	at Lexington

at Lexington: UK leads, 3-0
at Annapolis, Md.: Navy leads, 1-0

Nebraska (UK leads, 2-1)

Year	Score	Site
1941:	L, 40-39	at Lincoln, Neb.
1942:	W, 42-27	at Lexington
1973:	W, 85-60	at Lexington (UKIT)

at Lexington: UK leads, 2-0
at Lincoln, Neb.: NU leads, 1-0

New Albany YMCA (Y. leads, 1-0)

Year	Score	Site
1906:	L, 29-12	at New Albany, Ind.

at New Albany, Ind.: YMCA leads, 1-0

N. Mexico St. (UK leads, 1-0)

Year	Score	Site
1999:	W, 82-60	at New Orleans (NCAA)

at Neutral Sites: UK leads, 1-0
at New Orleans: UK leads, 1-0

New York U. (NYU leads, 2-0)

Year	Score	Site
1935:	L, 23-22	at New York
1936:	L, 41-28	at New York

at New York: NYU leads, 2-0

Niagara (UK leads, 1-0)

Year	Score	Site
1976:	W, 67-61	at New York (NIT)

at Neutral Sites: UK leads, 1-0
at New York: UK leads, 1-0

N. Carolina (UNC leads, 23-13)

Year	Score	Site
1924:	L, 41-20	at Atlanta (SIAA)
1929:	L, 25-15	at Lexington
1932:	L, 43-42	at Atlanta (So.Con.)
1950:	W, 83-44	at Lexington
1960:	W, 76-70	at Lexington (UKIT)
1961:	W, 70-65	at Greensboro, N.C.
1963:	L, 68-66	at Lexington
1964:	W, 100-80	at Lexington
1965:	L, 82-67	at Charlotte, N.C.
1967:	L, 64-55	at Lexington
1968:	L, 84-77	at Greensboro, N.C.
1969:	L, 87-77	at Lexington
1970:	W, 94-87	at Charlotte, N.C.
1973:	L, 78-70	at Louisville
1974:	L, 101-84	at Greensboro, N.C.
1975:	W, 90-78	at Louisville
1976:	L, 90-77	at Charlotte, N.C.
1977:	L, 79-72	at College Park, Md. (NCAA)

1982: L, 82-69

1990: L, 121-110
1991: L, 84-81
1995: L, 74-61

Year	Score	Site
2001:	W, 93-76	at Chapel Hill, N.C.
2002:	W, 79-59	at Lexington
2003:	W, 98-81	at Chapel Hill, N.C.
2004:	W, 61-56	at Lexington
2005:	L, 91-78	at Chapel Hill, N.C.
2006:	L, 83-79	at Lexington
2007:	L, 75-63	at Chapel Hill, N.C.
2008:	L, 86-77	at Lexington
2009:	L, 77-58	at Chapel Hill, N.C.
2010:	W, 68-66	at Lexington
2011:	L, 73-75	at Chapel Hill, N.C.
	W, 76-69	at Newark, N.J. (NCAA)

Year	Score	Site
2012:	W, 73-72	at Lexington
2014:	L, 82-77	at Chapel Hill, N.C.

at Lexington: UK leads, 7-6
at Chapel Hill: UNC leads, 6-2
at Neutral Sites: UNC leads, 12-3
at Atlanta: UNC leads, 2-0
at Birmingham, Ala.: UNC leads, 1-0
at Charlotte, N.C.: UNC leads, 2-1
at College Park, Md.: UNC leads, 1-0
at East Rutherford, N.J.: UNC leads, 1-0
at Greensboro, N.C.: UNC leads, 2-1
at Louisville: UNC leads, 2-1
at Newark, N.J.: UK leads, 1-0

UNC Asheville (UK leads, 4-0)

Year	Score	Site
1997:	W, 105-51	at Lexington
2000:	W, 86-41	at Lexington
2010:	W, 94-57	at Louisville
2014:	W, 89-57	at Lexington

at Lexington: UK leads, 3-0
at Neutral Sites: UK leads, 1-0
at Louisville: UK leads, 1-0

N.C. State (UK leads, 3-1)

Year	Score	Site
1931:	W, 33-28	at Atlanta (So.Con.)
1947:	W, 60-42	at New York (NIT)
1985:	W, 78-62	at Lexington
1986:	L, 54-51	at Raleigh, N.C.

at Lexington: UK leads, 1-0
at Raleigh, N.C.: NCS leads, 1-0
at Neutral Sites: UK leads, 2-0
at Atlanta: UK leads, 1-0
at New York: UK leads, 1-0

N. Colorado (UK leads, 1-0)

Year	Score	Site
1960:	W, 106-73	at Lexington

at Lexington: UK leads, 1-0

Northern Kentucky (UK leads, 1-0)

Year	Score	Site
2014:	W, 93-63	at Lexington

at Lexington: UK leads, 1-0

Northwestern (UK leads, 7-1)

Year	Score	Site
1963:	W, 71-60	at Lexington
1964:	W, 95-63	at Evanston, Ill.
1966:	W, 86-75	at Lexington
1967:	W, 118-116	at Evanston, Ill.
1971:	W, 115-100	at Evanston, Ill.

Year	Score	Site
1972:	W, 94-85	at Lexington
1975:	W, 97-70	at Lexington
1976:	L, 89-77	at Evanston, Ill.

at Lexington: UK leads, 4-0
at Evanston, Ill.: UK leads, 3-1

Northwestern St. (Tied, 1-1)

Year	Score	Site
1986:	W, 77-58	at Lexington
1989:	L, 85-82	at Lexington

at Lexington: Tied, 1-1

Notre Dame (UK leads, 42-19)

Year	Score	Site
1929:	W, 19-16	at South Bend, Ind.
1936:	L, 41-20	at South Bend, Ind.
1937:	L, 41-28	at Louisville
1938:	L, 47-39	at South Bend, Ind.
1939:	L, 42-39	at Louisville
1940:	L, 52-47	at South Bend, Ind.
1941:	L, 48-47	at Louisville
1942:	L, 46-43	at South Bend, Ind.
1943:	W, 60-55	at Louisville
1944:	W, 55-54	at Louisville
1945:	L, 59-58OT	at Louisville
1946:	L, 56-47	at Louisville
1947:	W, 60-30	at Louisville
1948:	L, 64-55	at South Bend, Ind.
1949:	W, 62-38	at Louisville
1950:	L, 64-51	at South Bend, Ind.
1951:	W, 69-44	at Lexington
1952:	W, 71-66	at Chicago
1958:	W, 89-56	at Lexington (NCAA)
1959:	W, 71-52	at Chicago
1960:	W, 68-65	at Lexington
1961:	W, 68-62	at Louisville
1962:	W, 100-53	at Louisville
1963:	W, 78-70	at Louisville
1964:	W, 101-81	at Louisville
1965:	L, 111-97	at Louisville
1966:	W, 103-69	at Louisville
1967:	W, 96-85	at Louisville
1968:	W, 81-73	at Louisville
1969:	W, 110-90	at Louisville
1970:	W, 102-100	at Louisville

Year	Score	Site
1971:	L, 99-92	at Louisville
1972:	W, 83-67	at Louisville
1973:	W, 65-63	at Louisville
1974:	L, 94-79	at Louisville
1975:	W, 113-96	at Louisville
1976:	W, 79-77	at Louisville
1977:	W, 102-78	at Louisville
1978:	W, 73-68	at Louisville
1979:	W, 81-76	at Louisville
1980:	W, 86-80	at Louisville
1981:	L, 67-61	at Louisville
1982:	W, 34-28OT	at Louisville
1983:	W, 58-45	at South Bend, Ind.
1988:	W, 78-69	at Louisville
1989:	L, 81-65	at Indianapolis
1990:	L, 80-67	at South Bend, Ind.
1991:	W, 98-90	at Indianapolis
1992:	W, 91-70	at Lexington
1993:	W, 81-62	at South Bend, Ind.
1994:	W, 84-59	at Lexington
1995:	W, 97-58	at South Bend, Ind.
1997:	W, 80-56	at Lexington
2001:	W, 82-71	at Lexington
2002:	W, 72-65	at South Bend, Ind.
2003:	W, 88-73	at Lexington
2004:	W, 71-63	at South Bend, Ind.
2009:	L, 77-67	at South Bend, Ind. (NIT)

Year	Score	Site
2011:	W, 72-58	at Louisville
2013:	L, 64-50	at South Bend, Ind.

at Lexington: UK leads, 8-0
at South Bend, Ind.: UK leads, 10-6
at Neutral Sites: UK leads, 28-10
at Chicago: UK leads, 2-0
at Columbus, Ohio: UK leads, 1-0
at Indianapolis: Tied, 1-1
at Louisville: UK leads, 24-9

Oglethorpe (UK leads, 1-0)

Year	Score	Site
1935:	W, 81-12	at Lexington

at Lexington: UK leads, 1-0

Ohio (UK leads, 14-1)

Year	Score	Site
1944:	W, 51-35	at Lexington
1945:	W, 59-46	at Lexington
	W, 61-38	at Athens, Ohio

Year	Score	Site
1946:	W, 57-48	at Lexington
	W, 60-52	at Athens, Ohio
1947:	W, 46-36	at Lexington
1948:	W, 79-57	at Athens, Ohio
1964:	L, 85-69	at Minneapolis (NCAA)
1983:	W, 57-40	at Tampa, Fla. (NCAA)

Year	Score	Site
1990:	W, 76-73	at Lexington
1992:	W, 73-63	at Cincinnati
1995:	W, 79-74	at Lexington
1998:	W, 95-58	at Athens, Ohio
2003:	W, 83-75	at Cincinnati
2006:	W, 71-63	at Cincinnati

at Lexington: UK leads, 6-0
at Athens, Ohio: UK leads, 4-0
at Neutral Sites: UK leads, 4-1
at Cincinnati: UK leads, 3-0
at Minneapolis: OU leads, 1-0
at Tampa, Fla.: UK leads, 1-0

Ohio State (UK leads, 11-8)

Year	Score	Site
1933:	L, 46-30	at Lexington
1940:	W, 36-30	at New Orleans (Sugar)
1942:	L, 43-41	at Columbus, Ohio
1943:	L, 45-40	at Lexington
1944:	W, 40-28	at Columbus, Ohio
1945:	W, 53-48OT	at Lexington
	L, 45-37	at New York (NCAA)
1958:	W, 61-54	at Columbus, Ohio
1959:	W, 95-76	at Lexington (UKIT)
1960:	W, 96-93	at Lexington
1961:	L, 87-74	at Louisville (NCAA)
1962:	L, 74-64	at Iowa City, Iowa (NCAA)

Year	Score	Site
1968:	L, 82-81	at Lexington (NCAA)
1981:	W, 70-64	at Lexington
1982:	W, 78-62	at Columbus, Ohio
1987:	L, 91-77	at Atlanta (NCAA)
1994:	W, 100-88	at Maui, Hawaii
1997:	W, 81-65	at Cleveland
2011:	W, 62-60	at Newark, N.J.

at Lexington: UK leads, 4-3
at Columbus, Ohio: UK leads, 3-1
at Neutral Sites: Tied, 4-4
at Atlanta: OSU leads, 1-0
at Cleveland: UK leads, 1-0
at Iowa City, Iowa: OSU leads, 1-0
at Louisville: OSU leads, 1-0
at Maui, Hawaii: UK leads, 1-0
at Newark, N.J.: UK leads, 1-0
at New Orleans: UK leads, 1-0
at New York: OSU leads, 1-0

Ohio Wesleyan (OW leads, 1-0)

2014 - 2015 KENTUCKY MEN'S BASKETBALL

Purdue (UK leads, 6-2)

Year	Score	Site
1950:	W, 60-54	at West Lafayette, Ind.
1951:	W, 70-52	at Lexington
1971:	L, 89-83	at Lexington (UKIT)
1980:	W, 61-60	at Lexington (UKIT)
1984:	W, 86-67	at Louisville
1985:	L, 66-56	at West Lafayette, Ind.
1997:	W, 101-87	at Chicago
1998:	W, 89-75	at Chicago
at Lexington: UK leads, 2-1		
at West Lafayette, Ind.: Tied, 1-1		
at Neutral Sites: UK leads, 3-0		
at Chicago: UK leads, 2-0		
at Louisville: UK leads, 1-0		

Radford (UK leads, 1-0)

Year	Score	Site
2012:	W, 88-40	at Lexington
at Lexington: UK leads, 1-0		

Rhode Island (UK leads, 1-0)

Year	Score	Site
1946:	W, 46-45	at New York (NIT)
at Neutral Sites: UK leads, 1-0		
at New York: UK leads, 1-0		

Rider (UK leads, 3-0)

Year	Score	Site
1993:	W, 96-52	at Nashville, Tenn. (NCAA)
1996:	W, 90-65	at New York
2009:	W, 92-63	at Lexington
at Lexington: UK leads, 1-0		
at Neutral Sites: UK leads, 3-0		
at Nashville, Tenn.: UK leads, 2-0		
at New York: UK leads, 1-0		

Robert Morris (UK leads, 2-1)

Year	Score	Site
1994:	W, 92-67	at Lexington
2013:	L, 59-57	at Moon Township
2014:	W, 87-49	at Lexington
at Lexington: UK leads, 2-0		
at Moon Township: RM leads, 1-0		

Rose Polytechnic (Tied, 1-1)

Year	Score	Site
1910:	L, 52-11	at Terre Haute, Ind.
1917:	W, 33-12	at Lexington
at Lexington: UK leads, 1-0		
at Terre Haute, Ind.: RP leads, 1-0		

Rutgers (UK leads, 1-0)

Year	Score	Site
1993:	W, 60-54	at New York
at Neutral Sites: UK leads, 1-0		
at New York: UK leads, 1-0		

Saint Louis (SL leads, 9-8)

Year	Score	Site
1949:	L, 42-40	at New Orleans (Sugar)
1950:	L, 43-42 ^{OT}	at New Orleans (Sugar)
1952:	L, 61-60	at New Orleans (Sugar)
1954:	W, 71-59	at St. Louis
1955:	W, 82-65	at Lexington
1956:	W, 101-80	at St. Louis
1958:	W, 73-60	at St. Louis
1959:	W, 76-57	at Lexington
1960:	L, 73-61	at St. Louis
1961:	L, 74-72 ^{OT}	at Lexington (UKIT)
1962:	W, 86-77	at Lexington
1963:	L, 87-63	at St. Louis
1964:	L, 67-60	at Lexington
1965:	L, 80-75	at St. Louis
1966:	W, 80-70	at Lexington
1998:	W, 88-61	at Atlanta (NCAA)
at Lexington: UK leads, 4-3		
at St. Louis: Tied, 3-3		
at Neutral Sites: SL leads, 3-1		
at Atlanta: UK leads, 1-0		
at New Orleans: SJ leads, 3-0		

Sam Houston St. (UK leads, 1-0)

Year	Score	Site
2009:	W, 102-92	at Lexington
at Lexington: UK leads, 1-0		

Samford (UK leads, 2-0)

Year	Score	Site
2012:	W, 82-50	at Lexington
2013:	W, 88-56	at Lexington
at Lexington: UK leads, 2-0		

San Diego (SD leads, 1-0)

Year	Score	Site
2008:	L, 81-72	at Lexington
at Lexington: SD leads, 1-0		

San Francisco (UK leads, 1-0)

Year	Score	Site
1994:	W, 110-83	at Lexington
at Lexington: UK leads, 1-0		

San Jose St. (UK leads, 1-0)

Year	Score	Site
1996:	W, 110-72	at Dallas (NCAA)
at Neutral Sites: UK leads, 1-0		
at Dallas: UK leads, 1-0		

Santa Clara (UK leads, 1-0)

Year	Score	Site
2007:	W, 74-60	at Lexington
at Lexington: UK leads, 1-0		

Seattle (UK leads, 1-0)

Year	Score	Site
1958:	W, 84-72	at Louisville (NCAA)
at Neutral Sites: UK leads, 1-0		
at Louisville: UK leads, 1-0		

Seton Hall (Tied, 1-1)

Year	Score	Site
1982:	W, 98-72	at Lexington (UKIT)
1989:	L, 63-60	at Anchorage, Alaska
at Lexington: UK leads, 1-0		
at Neutral Sites: UK leads, 1-0		
at Anchorage, Alaska: UK leads, 1-0		

Sewanee (UK leads, 6-0)

Year	Score	Site
1923:	W, 30-14	at Lexington
1924:	W, 50-15	at Lexington
1930:	W, 44-22	at Atlanta (So.Con.)
1932:	W, 30-20	at Sewanee, Tenn.
1934:	W, 55-16	at Sewanee, Tenn.
1934:	W, 60-15	at Lexington
at Lexington: UK leads, 3-0		
at Sewanee, Tenn.: UK leads, 2-0		
at Neutral Sites: UK leads, 1-0		
at Atlanta: UK leads, 1-0		

S. Carolina (UK leads, 47-11)

Year	Score	Site
1928:	W, 56-40	at Atlanta (So.Con.)
1933:	W, 44-36	at Lexington
1933:	L, 44-38	at Columbia, S.C.
1942:	W, 64-25	at Lexington
1968:	W, 76-66	at Lexington (UKIT)
1977:	W, 98-67	at Columbia, S.C.
1978:	W, 84-65	at Lexington
1979:	W, 79-74	at Columbia, S.C.
1980:	W, 126-81	at Lexington
1992:	W, 80-63	at Columbia, S.C.
1993:	W, 74-56	at Lexington
1993:	W, 108-82	at Columbia, S.C.
1993:	W, 87-66	at Lexington
1994:	W, 79-67	at Lexington
1994:	L, 75-74	at Columbia, S.C.
1995:	W, 80-55	at Columbia, S.C.
1995:	W, 90-72	at Lexington
1996:	W, 89-60	at Columbia, S.C.
1996:	W, 89-57	at Lexington
1997:	L, 84-79 ^{OT}	at Columbia, S.C.
1997:	L, 72-66	at Lexington
1998:	W, 91-70	at Lexington
1998:	W, 69-57	at Columbia, S.C.
1998:	W, 86-56	at Atlanta (SEC)
1999:	W, 68-61	at Columbia, S.C.
1999:	W, 74-40	at Lexington
2000:	W, 64-48	at Columbia, S.C.
2000:	W, 76-63	at Lexington
2001:	W, 69-63	at Lexington
2001:	W, 94-61	at Columbia, S.C.
2001:	W, 78-65	at Nashville, Tenn. (SEC)
2002:	W, 51-50	at Columbia, S.C.
2002:	W, 91-74	at Lexington
2002:	L, 70-57	at Atlanta (SEC)
2003:	W, 62-55	at Lexington
2003:	W, 87-69	at Columbia, S.C.
2004:	W, 65-64	at Lexington
2004:	W, 84-65	at Columbia, S.C.

Year	Score	Site
1948:	W, 52-40	at New York
1949:	W, 57-30	at New York
1950:	L, 69-58	at New York
1951:	W, 43-37	at New York
1951:	W, 59-43	at New York (NCAA)
1952:	W, 81-40	at Lexington
1952:	L, 64-57	at Raleigh, N.C. (NCAA)
1978:	W, 102-72	at Lexington (UKIT)
1985:	L, 86-70	at Denver (NCAA)
1993:	W, 86-77	at New York
2001:	L, 62-61	at New York
2012:	W, 81-59	at Lexington
at Lexington: UK leads, 3-0		
at New York: UK leads, 8-3		
at Neutral Sites: SJ leads, 2-0		
at Denver: SJ leads, 1-0		
at Raleigh, N.C.: SJ leads, 1-0		

S.C. State (UK leads, 1-0)

Year	Score	Site
1998:	W, 82-67	at Atlanta (NCAA)
at Neutral Sites: UK leads, 1-0		
at Atlanta: UK leads, 1-0		

South Dakota State (UK leads, 1-0)

Year	Score	Site
2006:	W, 71-54	at Lexington
(Guardians)		
at Lexington: UK leads, 1-0		

Southern (Tied, 0-0)

*As part of sanctions imposed upon the UK basketball program in 1989, the NCAA ordered Kentucky to erase from the record three NCAA tournament games from the 1987-88 season. Kentucky's 99-84 win over Southern, a 90-81 win over Maryland and an 80-74 loss to Villanova have been deleted from the records.

Southern Cal (USC leads, 3-0)

Year	Score	Site
1960:	L, 87-73	at Los Angeles
1962:	L, 79-77	at Lexington
2001:	L, 80-76	at Philadelphia (NCAA)
at Lexington: USC leads, 1-0		
at Los Angeles: USC leads, 1-0		
at Neutral Sites: USC leads, 1-0		
at Philadelphia: USC leads, 1-0		

SMU (UK leads, 3-2)

Year	Score	Site
1957:	W, 73-67	at Lexington (UKIT)
1958:	L, 65-64	at Dallas
1959:	W, 72-60	at Lexington
1977:	W, 110-86	at Lexington
1985:	L, 56-54	at Lexington
at Lexington: UK leads, 3-1		
at Dallas: SMU leads, 1-0		

Stony Brook (UK leads, 1-0)

Year	Score	Site
2008:	W, 62-52	at Lexington
at Lexington: UK leads, 1-0		

St. Andrews (Tied, 1-1)

Year	Score	Site
1915:	W, 32-15	at Lexington
1915:	L, 50-25	at Laurinburg, N.C.
at Lexington: UK leads, 1-0		
at Laurinburg: SA leads, 1-0		

St. Bonaventure (UK leads, 1-0)

Year	Score	Site
2000:	W, 85-80 ^{OT}	at Cleveland (NCAA)
at Neutral Sites: UK leads, 1-0		
at Cleveland: UK leads, 1-0		

St. John's (UK leads, 11-5)

Year	Score	Site
1944:	W, 44-38	at New York
1944:	L, 48-45	at New York (NIT)
1946:	W, 73-59	at New York
1947:	W, 70-50	at New York

Year	Score	Site
1948:	W, 52-40	at New York
1949:	W, 57-30	at New York
1950:	L, 69-58	at New York
1951:	W, 43-37	at New York
1951:	W, 59-43	at New York (NCAA)
1952:	W, 81-40	at Lexington
1952:	L, 64-57	at Raleigh, N.C. (NCAA)
1978:	W, 102-72	at Lexington (UKIT)
1985:	L, 86-70	at Denver (NCAA)
1993:	W, 86-77	at New York
2001:	L, 62-61	at New York
2012:	W, 81-59	at Lexington
at Lexington: UK leads, 3-0		
at New York: UK leads, 8-3		
at Neutral Sites: SJ leads, 2-0		
at Denver: SJ leads, 1-0		
at Raleigh, N.C.: SJ leads, 1-0		

St. Joseph's (UK leads, 2-0)

Year	Score	Site
1939:	W, 41-30	at Philadelphia
1997:	W, 102-72	at San Jose, Calif. (NCAA)
at Philadelphia: UK leads, 1-0		
at Neutral Sites: UK leads, 1-0		
at San Jose, Calif.: UK leads, 1-0		

Stanford (UK leads, 3-0)

Year	Score	Site
1974:	W, 78-77	at Lexington (UKIT)
1998:	W, 86-85 ^{OT}	at San Antonio (NCAA)
2009:	W, 73-65 ^{OT}	at Cancun, Mexico
at Lexington: UK leads, 1-0		
at Neutral Sites: UK leads, 2-0		
at Cancun, Mexico: UK leads, 1-0		
at San Antonio: UK leads, 1-0		

Syracuse (UK leads, 8-3)

Year	Score	Site
1951:	W, 69-59	at New Orleans (Sugar)
1965:	W, 110-77	at Lexington
1975:	W, 95-79	at San Diego (NCAA)
1979:	W, 94-87	at Lexington (UKIT)
1988:	W, 62-58	at Lexington
1989:	L, 89-73	at Syracuse, N.Y.
1994:	L, 93-85	at Syracuse, N.Y.
1995:	W, 77-71	at Lexington
1996:	W, 76-67	at E. Rutherford, N.J. (NCAA)
1997:	W, 87-53	at Anchorage, Alaska
2000:	L, 52-50	at Cleveland (NCAA)
at Lexington: UK leads, 4-0		
at Syracuse, N.Y.: SU leads, 2-0		
at Neutral Sites: UK leads, 4-1		
at Anchorage, Alaska: UK leads, 1-0		
at Cleveland: SU leads, 1-0		
at East Rutherford, N.J.: UK leads, 1-0		
at New Orleans: UK leads, 1-0		
at San Diego: UK leads, 1-0		

Temple (UK leads, 14-4)

2014 - 2015 KENTUCKY MEN'S BASKETBALL

1957:	W, 97-72	at Knoxville, Tenn.
	W, 93-75	at Lexington
1958:	W, 77-68	at Lexington
	W, 77-66	at Knoxville, Tenn.
1959:	W, 79-58	at Lexington
	W, 69-56	at Knoxville, Tenn.
1960:	W, 78-68	at Knoxville, Tenn.
	L, 65-63	at Lexington
1961:	W, 83-54	at Lexington
	W, 68-61	at Knoxville, Tenn.
1962:	W, 96-69	at Lexington (UKIT)
	W, 95-82	at Knoxville, Tenn.
	W, 90-59	at Lexington
1963:	L, 78-69OT	at Lexington
	L, 63-55	at Knoxville, Tenn.
1964:	W, 66-57	at Lexington
	W, 42-38	at Knoxville, Tenn.
1965:	L, 77-58	at Knoxville, Tenn.
	W, 61-60	at Lexington
1966:	W, 78-64	at Lexington
	L, 69-62	at Knoxville, Tenn.
1967:	L, 52-502OT	at Lexington
	L, 76-57	at Knoxville, Tenn.
1968:	L, 87-59	at Knoxville, Tenn.
	W, 60-59	at Lexington
1969:	W, 69-66	at Knoxville, Tenn.
	W, 84-69	at Lexington
1970:	W, 68-52	at Lexington
	W, 86-69	at Knoxville, Tenn.
1971:	L, 75-71	at Knoxville, Tenn.
	W, 84-78	at Lexington
1972:	W, 72-70	at Lexington
	W, 67-66	at Knoxville, Tenn.
1973:	L, 65-64	at Knoxville, Tenn.
	W, 86-81	at Lexington
1974:	L, 67-54	at Knoxville, Tenn.
	W, 61-58	at Lexington
1975:	W, 88-82	at Lexington
	L, 103-98	at Knoxville, Tenn.
1976:	L, 90-88OT	at Lexington
	L, 92-85	at Knoxville, Tenn.
1977:	L, 71-67OT	at Lexington
	L, 81-79	at Knoxville, Tenn.
1978:	W, 90-77	at Lexington
	W, 68-57	at Knoxville, Tenn.
1979:	L, 66-55	at Lexington
	L, 101-84	at Knoxville, Tenn.
	L, 75-69OT	at Birmingham, Ala. (SEC)
1980:	L, 49-47	at Knoxville, Tenn.
	W, 83-75	at Lexington
1981:	W, 48-47	at Lexington
	L, 87-71	at Knoxville, Tenn.
1982:	L, 70-66	at Knoxville, Tenn.
	W, 77-67	at Lexington
1983:	L, 65-63	at Knoxville, Tenn.
	W, 69-61	at Lexington
1984:	W, 93-74	at Lexington
	L, 63-58	at Knoxville, Tenn.
1985:	L, 81-65	at Knoxville, Tenn.
	W, 92-67	at Lexington
1986:	W, 74-57	at Lexington
	W, 62-60	at Knoxville, Tenn.
1987:	L, 75-68	at Knoxville, Tenn.
	W, 91-84OT	at Lexington
1988:	W, 83-65	at Lexington
	L, 72-70	at Knoxville, Tenn.
1989:	W, 66-65	at Knoxville, Tenn.
	W, 76-71	at Lexington
1990:	W, 95-83	at Lexington
	L, 102-100	at Knoxville, Tenn.
1991:	W, 78-74	at Knoxville, Tenn.
	W, 85-74	at Lexington
1992:	L, 107-85	at Knoxville, Tenn.
	W, 99-88	at Lexington
1993:	W, 84-70	at Lexington
	L, 78-77	at Knoxville, Tenn.
	W, 101-40	at Lexington (SEC)
1994:	W, 93-74	at Lexington
	W, 77-73	at Knoxville, Tenn.
1995:	W, 69-50	at Lexington
	W, 68-48	at Knoxville, Tenn.
1996:	W, 61-44	at Lexington
	W, 90-50	at Knoxville, Tenn.
1997:	W, 74-40	at Lexington
	W, 74-64	at Knoxville, Tenn.
1998:	W, 85-67	at Knoxville, Tenn.
	W, 80-74	at Lexington
1999:	L, 47-46	at Lexington
	L, 68-61	at Knoxville, Tenn.
2000:	W, 81-68	at Lexington
	L, 74-67	at Knoxville, Tenn.
2001:	W, 84-74	at Lexington
	W, 103-95	at Knoxville, Tenn.
2002:	L, 76-74OT	at Knoxville, Tenn.
	W, 64-61	at Lexington

2003:	W, 74-71	at Knoxville, Tenn.
	W, 80-68	at Knoxville, Tenn.
2004:	W, 69-68OT	at Knoxville, Tenn.
	W, 92-60	at Lexington
2005:	W, 84-62	at Knoxville, Tenn.
	W, 73-61	at Lexington
	W, 76-62	at Atlanta (SEC)
2006:	L, 75-67	at Lexington
	W, 80-78	at Knoxville, Tenn.
2007:	W, 76-57	at Lexington
	L, 89-85	at Knoxville, Tenn.
2008:	W, 72-66	at Lexington
	L, 63-60	at Knoxville, Tenn.
2009:	W, 90-72	at Knoxville, Tenn.
	W, 77-58	at Lexington
2010:	W, 73-62	at Lexington
	L, 74-65	at Knoxville, Tenn.
	W, 74-45	at Nashville, Tenn. (SEC)
2011:	W, 73-61	at Lexington
	W, 64-58	at Knoxville, Tenn.
2012:	W, 65-62	at Knoxville, Tenn.
	W, 69-44	at Lexington
2013:	W, 75-65	at Lexington
	L, 88-58	at Knoxville, Tenn.
2014:	W, 74-66	at Lexington
	at Lexington: UK leads, 90-16	
	at Knoxville, Tenn.: UK leads, 53-48	
	at Neutral Sites: UK leads, 7-3	
	at Atlanta: UK leads, 1-0	
	at Birmingham, Ala.: UT leads, 1-0	
	at Louisville: UK leads, 5-2	
	at Nashville, Tenn.: UK leads, 1-0	

UT-Martin (UK leads, 1-0)
Year Score Site
1995: W, 124-50 at Lexington
at Lexington: UK leads, 1-0

Tenn. State (UK leads, 4-0)
Year Score Site
1994: W, 83-70 at St. Petersburg, Fla. (NCAA)
1999: W, 97-47 at Lexington
2003: W, 115-87 at Lexington
2008: W, 102-58 at Lexington
at Lexington: UK leads, 3-0
at Neutral Sites: UK leads, 1-0
at St. Petersburg, Fla.: UK leads, 1-0

Tenn. Tech (UK leads, 5-0)
Year Score Site
1990: W, 111-75 at Lexington
1994: W, 115-77 at Lexington
2004: W, 108-81 at Lexington
2005: W, 92-63 at Lexington
2008: W, 69-47 at Lexington
at Lexington: UK leads, 5-0

Texas (UK leads, 1-0)
Year Score Site
1994: W, 86-61 at Maui, Hawaii
at Neutral Sites: UK leads, 1-0
at Maui, Hawaii: UK leads, 1-0

Texas -Arlington (UK leads, 1-0)
Year Score Site
2014: W, 105-76 at Lexington
at Lexington: UK leads, 1-0

Texas A&M (UK leads, 4-2)
Year Score Site
1942: W, 49-29 at Lexington
1947: W, 83-18 at Lexington
1979: L, 73-69 at Lexington (UKIT)
2013: L, 83-71 at Lexington
W, 72-68ot at College Station
2014: W, 68-51 at Lexington
at Lexington: UK leads, 3-2
at College Station: UK leads, 1-0

TCU (UK leads, 2-0)
Year Score Site
1977: W, 103-53 at Lexington
1996: W, 124-80 at Lexington
at Lexington: UK leads, 2-0

Texas State (UK leads, 1-0)
Year Score Site
1992: W, 82-36 at Lexington
at Lexington: UK leads, 1-0

Texas Tech (UK leads, 4-0)
Year Score Site
1964: W, 107-91 at Lexington
1966: W, 89-73 at Lubbock, Texas
1987: W, 66-60 at Lexington
1995: W, 83-68 at Cincinnati
at Lexington: UK leads, 2-0
at Lubbock, Texas: UK leads, 1-0
at Neutral Sites: UK leads, 1-0
at Cincinnati: UK leads, 1-0

Texas Southern (UK leads, 1-0)
Year Score Site
2008: W, 83-35 at Lexington
at Lexington: UK leads, 1-0

Toledo (UK leads, 1-0)
Year Score Site
1985: W, 63-54 at Lexington
at Lexington: UK leads, 1-0

Transylvania (Tied, 7-7)
Year Score Site
1903: L, 42-22 at UK
1904: L, 12-55 at Transylvania
1905: L, 14-12 at Transylvania
W, 30-29 at UK
L, 22-1 at Transylvania
L, 33-23 at UK
1906: UK* at Lexington YMCA
1907: W, 16-14 at UK
L, 19-5 at Transylvania
1908: W, 20-15 at UK
W, 20-15 at Transylvania
1911: L, 23-18 at UK
W, 22-19 at Transylvania
W, 30-24 at UK
at UK: UK leads, 4-3
at Transylvania: TU leads, 4-2
at Neutral Sites: UK leads, 1-0
*at Lexington YMCA: UK leads, 1-0

Tufts (UK leads, 1-0)
Year Score Site
1945: W, 66-56 at New York (NCAA)
at Neutral Sites: UK leads, 1-0
at New York: UK leads, 1-0

Tulane (UK leads, 41-5)
Year Score Site
1921: W, 50-28 at Atlanta (SIAA)
1925: W, 29-22 at Lexington
1929: L, 34-22 at New Orleans
W, 29-15 at Atlanta (So.Con.)
1932: W, 50-30 at Atlanta (So.Con.)
1933: W, 53-17 at Lexington
W, 42-11 at Lexington
1934: W, 32-22 at New Orleans
W, 42-29 at New Orleans
1935: W, 38-9 at New Orleans
W, 52-12 at New Orleans
W, 63-26 at Lexington
W, 55-12 at New Orleans
1936: W, 49-24 at Lexington
W, 39-21 at Lexington
1937: L, 35-28 at New Orleans
W, 28-25 at New Orleans
1938: L, 38-36 at Baton Rouge, La. (SEC)
1941: W, 59-30 at Louisville (SEC)
1943: W, 48-31 at Louisville (SEC)
1944: W, 62-46 at Louisville (SEC)
1947: W, 64-35 at New Orleans
W, 55-38 at Louisville (SEC)
1949: W, 51-47 at Louisville
W, 78-47 at New Orleans (Sugar)
W, 68-52 at Louisville (SEC)
1951: W, 104-68 at New Orleans
1952: W, 103-54 at Lexington
W, 85-61 at Louisville (SEC)
1954: W, 94-43 at Lexington
1955: W, 58-44 at New Orleans
1956: W, 85-63 at Lexington
1957: L, 68-60 at New Orleans
1958: W, 86-50 at Lexington
1959: W, 85-68 at New Orleans
1960: W, 68-42 at Lexington
1961: L, 72-70 at New Orleans
1962: W, 97-72 at Lexington
1963: W, 81-72 at New Orleans
1964: W, 105-63 at Lexington
1965: W, 102-72 at New Orleans
1966: W, 103-74 at Lexington

1983: W, 80-61 at Lexington (UKIT)
1995: W, 82-60 at Memphis, Tenn. (NCAA)
2002: W, 101-67 at Louisville
2003: W, 76-60 at New Orleans
at Lexington: UK leads, 15-0
at New Orleans: UK leads, 14-4
at Neutral Sites: UK leads, 12-1
at Atlanta: UK leads, 3-0
at Baton Rouge, La.: TU leads, 1-0
at Louisville: UK leads, 8-0
at Memphis, Tenn.: UK leads, 1-0

Tulsa (UK leads, 5-0)
Year Score Site
1948: W, 72-18 at Lexington
W, 71-22 at Lexington
1949: W, 81-27 at Lexington
1998: W, 74-53 at Lexington
2002: W, 87-82 at St. Louis (NCAA)
at Lexington: UK leads, 4-0
at Neutral Sites: UK leads, 1-0
at St. Louis: UK leads, 1-0

UAB (UAB leads, 3-2)
Year Score Site
1981: W, 61-53 at Lexington (UKIT)
L, 69-62 at Tuscaloosa, Ala. (NCAA)
2004: L, 76-75 at Columbus, Ohio (NCAA)
2006: W, 69-64 at Philadelphia (NCAA)
2008: L, 79-76 at Louisville
at Lexington: UK leads, 1-0
at Neutral Sites: UAB leads, 3-1
at Birmingham, Ala.: UAB leads, 1-0
at Columbus, Ohio: UAB leads, 1-0
at Louisville: UAB leads 1-0
at Philadelphia: UK leads, 1-0

UCLA (UK leads, 6-4)
Year Score Site
1952: W, 84-53 at Lexington
1960: W, 68-66 at Los Angeles
1961: W, 77-76 at Lexington
1975: L, 92-85 at San Diego (NCAA)
1995: L, 82-81 at Anaheim, Calif.
1998: W, 94-68 at St. Petersburg, Fla. (NCAA)
1999: W, 66-62 at Bayamone, P.R.
2001: L, 97-92OT at New York
2004: W, 82-50 at Anaheim, Calif.
2007: L, 73-68 at Honolulu
at Lexington: UK leads, 2-0
at Los Angeles: UK leads, 1-0
at Neutral Sites: UCLA leads, 4-3
at Anaheim, Calif.: Tied, 1-1
at Bayamone, P.R.: UK leads, 1-0
at Honolulu: UCLA leads, 1-0
at New York: UCLA leads, 1-0
at San Diego: UCLA leads, 1-0
at St. Petersburg, Fla.: UK leads, 1-0

UNLV (UK leads, 4-0)
Year Score Site
1978: W, 92-70 at Lexington
1980: W, 74-69 at Las Vegas
1985: W, 64-61 at Salt Lake City (NCAA)
2009: W, 70-60 at Lexington (NIT)
at Lexington: UK leads, 2-0
at Las Vegas: UK leads, 1-0
at Neutral Sites: UK leads, 1-0
at Salt Lake City: UK leads, 1-0

Utah (UK leads, 9-2)
Year Score Site
1944: W, 46-38 at New York (NIT)
1947: L, 49-45 at New York (NIT)
1955: W, 70-65 at Lexington (UKIT)
1977: L, 70-68 at Lexington (UKIT)
1993: W, 83-62 at Nashville, Tenn. (NCAA)
1996: W, 101-70 at Minneapolis (NCAA)
1997: W, 72-59 at San Jose, Calif. (NCAA)
1998: W, 78-69 at San Antonio (NCAA)
2001: W, 56-48 at Lexington (Pre-NIT)
2003: W, 74-54 at Nashville, Tenn. (NCAA)
2005: W, 62-52 at Austin, Texas (NCAA)

at Lexington: UK leads, 2-1
at Neutral Sites: UK leads, 7-1
at Austin, Texas: UK leads, 1-0
at Minneapolis: UK leads, 1-0
at Nashville, Tenn.: UK leads, 2-0
at New York: Tied, 1-1
at San Antonio: UK leads, 1-0
at San Jose, Calif.: UK leads, 1-0

Utah State (UK leads, 1-0)
Year Score Site
1958: W, 92-64 at Lexington
at Lexington: UK leads, 1-0

UTEP (UTEP leads, 1-0)
Year Score Site
1966: L, 72-65 at College Park, Md. (NCAA)
at Neutral Sites: UTEP leads, 1-0
at College Park, Md.: UTEP leads, 1-0
* Formerly Texas Western

Valparaiso (UK leads, 1-0)
Year Score Site
2002: W, 83-68 at St. Louis (NCAA)
at Neutral Sites: UK leads, 1-0
at St. Louis: UK leads, 1-0

Vanderbilt (UK leads, 137-45)
Year Score Site
1912: W, 28-17 at Lexington
W, 22-18 at Lexington
1913: L, 24-17 at Lexington
W, 42-29 at Lexington
1915: L, 39-34 at Lexington
W, 36-24 at Lexington
1916: L, 39-25 at Lexington
L, 23-20 at Lexington
1919: L, 36-26 at Lexington
1921: W, 39-18 at Lexington
1922: L, 22-12 at Nashville, Tenn.
1924: W, 33-13 at Lexington
1926: W, 30-20 at Lexington
1927: L, 48-32 at Lexington
1928: W, 43-23 at Lexington
W, 54-29 at Nashville, Tenn.
1931: W, 42-37 at Nashville, Tenn.
W, 43-23 at Lexington
1932: W, 61-37 at Nashville, Tenn.
L, 32-31 at Lexington
1933: W, 40-29 at Nashville, Tenn.
W, 45-28 at Lexington
1934: W, 48-26 at Nashville, Tenn.
W, 47-27 at Lexington
1935: W, 58-22 at Nashville, Tenn.
W, 53-19 at Lexington
1936: L, 33-24 at Nashville, Tenn.
W, 61-41 at Lexington
1937: W, 41-26 at Nashville, Tenn.
W, 51-19 at Lexington
1938: W, 42-19 at Nashville, Tenn.
W, 48-24 at Lexington
1939: W, 51-37 at Nashville, Tenn.
W, 52-27 at Lexington
1940: L, 40-32 at Nashville, Tenn.
W, 43-38 at Lexington
W, 44-34 at Knoxville, Tenn. (SEC)
1941: W, 51-50 at Nashville, Tenn.
W, 58-31 at Lexington
1943: W, 39-38 at Lexington
W, 54-43 at Nashville, Tenn.
1946: W, 59-37 at Nashville, Tenn.
W, 64-31 at Paducah, Ky.
1947: W, 82-30 at Nashville, Tenn.
W, 84-41 at Lexington
W, 98-29 at Louisville (SEC)
1948: W, 82-51 at Nashville, Tenn.
W, 79-43 at Lexington
1949: W, 72-50 at Nashville, Tenn.
W, 70-37 at Lexington
1950: W, 58-54 at Nashville, Tenn.
W, 70-66 at Lexington
1951: W, 74-49 at Nashville, Tenn.
W, 89-57 at Lexington
L, 61-57 at Louisville (SEC)
1952: W, 88-51 at Nashville, Tenn.
W, 75-45 at Lexington
1954: W, 85-63 at Nashville, Tenn.
W, 100-64 at Lexington
1955: W, 75-71 at Nashville, Tenn.
W, 77-59 at Lexington
1956: L, 81-73 at Nashville, Tenn.
W, 76-55 at Lexington
1957: W, 91-83 at Nashville, Tenn.
W, 80-65 at Lexington

2014 - 2015 KENTUCKY MEN'S BASKETBALL

1958:	W, 86-81	at Nashville, Tenn.
	W, 65-61	at Lexington
1959:	L, 75-66	at Nashville, Tenn.
	W, 83-71	at Lexington
1960:	W, 76-59	at Nashville, Tenn.
	W, 68-60	at Lexington
1961:	L, 64-62	at Nashville, Tenn.
	W, 60-59	at Lexington
	W, 88-67	at Knoxville, Tenn. (SEC)
1962:	W, 77-68	at Nashville, Tenn.
	W, 87-80	at Lexington
1963:	W, 106-82	at Nashville, Tenn.
	L, 69-67	at Lexington
1964:	L, 85-83	at Nashville, Tenn.
	W, 104-73	at Lexington
1965:	L, 97-79	at Lexington
	L, 91-90	at Nashville, Tenn.
1966:	W, 96-83	at Lexington
	W, 105-90	at Nashville, Tenn.
1967:	L, 91-89OT	at Lexington
	L, 110-94	at Nashville, Tenn.
1968:	W, 94-78	at Nashville, Tenn.
	W, 85-80	at Lexington
1969:	W, 103-89	at Lexington
	L, 101-99	at Nashville, Tenn.
1970:	L, 89-81	at Nashville, Tenn.
	W, 90-86	at Lexington
1971:	W, 102-92	at Lexington
	W, 119-90	at Nashville, Tenn.
1972:	W, 106-80	at Lexington
	W, 85-80OT	at Nashville, Tenn.
1973:	L, 76-75	at Nashville, Tenn.
	L, 83-76	at Lexington
1974:	L, 82-65	at Lexington
	L, 71-69	at Nashville, Tenn.
1975:	W, 91-90	at Nashville, Tenn.
	W, 109-84	at Lexington
1976:	W, 77-76	at Lexington
	L, 69-65	at Nashville, Tenn.
1977:	W, 64-62	at Nashville, Tenn.
	W, 113-73	at Lexington
1978:	W, 72-59	at Lexington
	W, 78-68	at Nashville, Tenn.
1979:	L, 68-58	at Nashville, Tenn.
	W, 96-70	at Lexington
1980:	W, 106-90	at Lexington
	W, 91-73	at Nashville, Tenn.
1981:	W, 78-64	at Nashville, Tenn.
	W, 80-48	at Lexington
	L, 60-55	at Birmingham, Ala. (SEC)
1982:	W, 67-58	at Lexington
	W, 73-69	at Nashville, Tenn.
1983:	W, 82-77	at Nashville, Tenn.
	W, 82-63	at Lexington
1984:	W, 67-46	at Lexington
	W, 58-54	at Nashville, Tenn.
1985:	W, 75-58	at Lexington
	W, 68-62	at Nashville, Tenn.
1986:	W, 80-71	at Nashville, Tenn.
	W, 73-65	at Lexington
1987:	W, 71-65	at Nashville, Tenn.
	W, 65-54	at Lexington
1988:	W, 81-74	at Lexington
	L, 83-66	at Nashville, Tenn.
1989:	W, 70-61	at Lexington
	L, 81-51	at Nashville, Tenn.
	L, 77-63	at Knoxville, Tenn. (SEC)
1990:	L, 92-85	at Nashville, Tenn.
	W, 100-73	at Lexington
1991:	W, 58-50	at Lexington
	L, 98-87	at Nashville, Tenn.
1992:	W, 84-71	at Nashville, Tenn.
	W, 80-56	at Lexington
	W, 76-57	at Birmingham, Ala. (SEC)
1993:	L, 101-86	at Nashville, Tenn.
	W, 82-67	at Lexington
1994:	W, 107-82	at Lexington
	W, 77-69	at Nashville, Tenn.
1995:	W, 81-68	at Lexington
	W, 71-60	at Nashville, Tenn.
1996:	W, 120-81	at Nashville, Tenn.
	W, 101-63	at Lexington
1997:	W, 58-46	at Cincinnati
	W, 82-79	at Nashville, Tenn.
1998:	W, 71-62	at Lexington
	W, 63-61	at Nashville, Tenn.
1999:	W, 73-57	at Nashville, Tenn.
	W, 88-63	at Lexington
2000:	W, 72-52	at Lexington
	W, 81-73OT	at Nashville, Tenn.

2001:	W, 86-75	at Lexington
	W, 79-74	at Nashville, Tenn.
2002:	W, 67-59	at Lexington
	L, 86-73	at Nashville, Tenn.
2003:	W, 74-52	at Nashville, Tenn.
	W, 106-44	at Lexington
	W, 81-63	at New Orleans
2004:	W, 75-63	at Lexington
	L, 66-60	at Nashville, Tenn.
2005:	W, 69-54	at Lexington
	W, 84-70	at Nashville, Tenn.
2006:	L, 57-52	at Lexington
	L, 84-81	at Nashville, Tenn.
2007:	L, 72-67	at Lexington
	L, 67-65	at Nashville, Tenn.
2008:	W, 79-73OT	at Lexington
	L, 93-52	at Nashville, Tenn.
2009:	W, 70-60	at Lexington
	L, 77-64	at Nashville, Tenn.
2010:	W, 85-72	at Lexington
	W, 58-56	at Nashville, Tenn.
2011:	L, 77-81	at Nashville, Tenn.
	W, 68-66	at Lexington
2012:	W, 69-63	at Nashville, Tenn.
	W, 83-74	at Lexington
	L, 71-64	at New Orleans
2013:	W, 60-58	at Nashville, Tenn.
	W, 74-70	at Lexington
	L, 64-48	at Nashville
2014:	W, 71-62	at Nashville
	at Lexington: UK leads, 77-14	
	at Nashville, Tenn.: UK leads, 55-28	
	at Neutral Sites: UK leads, 7-4	
	at Birmingham, Ala.: Tied, 1-1	
	at Cincinnati: UK leads, 1-0	
	at Knoxville, Tenn.: UK leads, 2-1	
	at Louisville: Tied, 1-1	
	at New Orleans: Tied, 1-1	
	at Paducah, Ky.: UK leads, 1-0	
Vernon, Ind. (UK leads, 1-0)		
	Year Score Site	
	1906: W, 34-14	at Vernon, Ind.
	at Vernon, Ind.: UK leads, 1-0	
Villanova (UK leads, 6-0)		
	Year Score Site	
	1949: W, 85-72	at New York (NCAA)
	1950: W, 57-56OT	at New Orleans (Sugar)
	1983: W, 93-79	at Lexington
	1997: W, 93-56	at Lexington
	1998: W, 79-63	at Philadelphia
	2007: W, 67-58	at Chicago (NCAA)
	at Lexington: UK leads, 2-0	
	at Philadelphia: UK leads, 1-0	
	at Neutral Sites: UK leads, 4-0	
	at Chicago: UK leads, 1-0	
	at New Orleans: UK leads, 1-0	
	at New York: UK leads, 1-0	
	*As part of sanctions imposed upon the UK basketball program in 1989, the NCAA ordered Kentucky to erase from the record three NCAA tournament games from the 1987-88 season. Kentucky's 99-84 win over Southern, a 90-81 win over Maryland and an 80-74 loss to Villanova have been deleted from the records.	
Virginia (UK leads, 6-3)		
	Year Score Site	
	1914: L, 39-23	at Charlottesville, Va.
	1922: L, 32-30OT	at Charlottesville, Va.
	1924: W, 29-16	at Lexington
	1928: W, 31-28	at Charlottesville, Va.
	1962: W, 93-73	at Lexington
	1964: W, 75-64	at Lexington
	1966: W, 99-73	at Charlottesville, Va.
	1967: W, 104-84	at Lexington
	2003: L, 75-61	at Maui, Hawaii
	at Lexington: UK leads, 4-0	
	at Charlottesville, Va.: Tied, 2-2	
	at Neutral Sites: UVa leads, 1-0	
	at Maui, Hawaii: UVa leads, 1-0	
Virginia Tech (UK leads, 3-1)		
	Year Score Site	
	1924: W, 36-14	at Lexington
	1956: W, 56-55	at New Orleans (Sugar)
	1963: L, 80-77	at Lexington
	1996: W, 84-60	at Dallas (NCAA)
	at Lexington: Tied, 1-1	

at Neutral Sites: UK leads, 2-0		
at Dallas: UK leads, 1-0		
at New Orleans: UK leads, 1-0		
VMI (UK leads, 5-3)		
	Year Score Site	
	1915: L, 32-18	at Lexington, Va.
	1922: L, 37-32	at Lexington, Va.
	1926: W, 32-25	at Atlanta (So.Con.)
	1961: W, 72-56	at Lexington, Ky.
	1977: W, 93-78	at College Park, Md. (NCAA)
	1986: W, 95-55	at Louisville
	2002: W, 99-57	at Lexington, Ky.
	2008: L, 111-103	at Lexington, Ky.
	at Lexington, Ky.: UK leads, 2-1	
	at Lexington, Va.: VMI leads, 2-0	
	at Neutral Sites: UK leads, 3-0	
	at Atlanta: UK leads, 1-0	
	at College Park, Md.: UK leads, 1-0	
	at Louisville: UK leads, 1-0	
Wabash (Tied, 1-1)		
	Year Score Site	
	1925: L, 57-10	at Crawfordsville, Ind.
	1947: W, 96-24	at Lexington
	at Lexington: UK leads, 1-0	
	at Crawfordsville, Ind.: WC leads, 1-0	
Wake Forest (UK leads, 5-0)		
	Year Score Site	
	1953: W, 101-69	at Lexington
	1964: W, 98-75	at Lexington (UKIT)
	1993: W, 103-69	at Charlotte, N.C. (NCAA)
	1996: W, 83-63	at Minneapolis (NCAA)
	2010: W, 90-60	at New Orleans (NCAA)
	at Lexington: UK leads, 2-0	
	at Neutral Sites: UK leads, 3-0	
	at Charlotte, N.C.: UK leads, 1-0	
	at Minneapolis: UK leads, 1-0	
	at New Orleans: UK leads, 1-0	
Washington Univ. (UK leads, 2-0)		
	Year Score Site	
	1943: W, 45-38	at Lexington
	1948: W, 69-39	at Memphis, Tenn.
	at Lexington: UK leads, 1-0	
	at Neutral Sites: UK leads, 1-0	
	at Memphis, Tenn.: UK leads, 1-0	
Washington (UK leads, 2-0)		
	Year Score Site	
	1985: W, 66-58	at Salt Lake City (NCAA)
	2011: W, 74-67	at Maui, Hawaii
	at Neutral Sites: UK leads, 2-0	
	at Maui, Hawaii: UK leads, 1-0	
	at Salt Lake City: UK leads, 1-0	
Wash. & Lee (UK leads, 12-1)		
	Year Score Site	
	1922: W, 21-20	at Lexington, Va.
	1926: W, 28-22	at Lexington, Ky.
	W, 44-34	at Lexington, Ky.
	1927: L, 36-34	at Lexington, Ky.
	1928: W, 34-28	at Lexington, Ky.
	1929: W, 31-30	at Lexington, Ky.
	1930: W, 28-26OT	at Lexington, Ky.
	1931: W, 23-18	at Lexington, Ky.
	1932: W, 48-28	at Lexington, Ky.
	1939: W, 67-47	at Lexington, Ky.
	1942: W, 62-32	at Lexington, Ky.
	1952: W, 96-46	at Lexington, Ky.
	1957: W, 94-66	at Lexington, Ky.
	at Lexington, Ky.: UK leads, 11-1	
	at Lexington, Va.: UK leads, 1-0	
Wash. State (UK leads, 1-0)		
	Year Score Site	
	1975: W, 97-75	at Lexington (UKIT)
	at Lexington: UK leads, 1-0	
Wayne (UK leads, 1-0)		
	Year Score Site	
	1956: W, 84-64	at Iowa City, Iowa (NCAA)
	at Neutral Sites: UK leads, 1-0	
	at Iowa City, Iowa: UK leads, 1-0	

W. Carolina (UK leads, 2-0)		
	Year Score Site	
	1989: W, 78-60	at Lexington
	1997: W, 82-55	at Lexington
	at Lexington: UK leads, 2-0	
Western Ky. (UK leads, 4-2)		
	Year Score Site	
	1971: L, 107-83	at Athens, Ga. (NCAA)
	1986: W, 71-64	at Charlotte, N.C. (NCAA)
	1991: W, 84-70	at Lexington
	1992: W, 93-83	at Lexington
	2002: L, 64-52	at Lexington
	2012: W, 81-66	at Louisville, Ky. (NCAA)
	at Lexington: UK leads, 2-1	
	at Neutral Sites: UK leads, 2-1	
	at Athens, Ga.: WKU leads, 1-0	
	at Charlotte, N.C.: UK leads, 1-0	
	at Louisville, Ky.: UK leads, 1-0	
Western Ont. (UK leads, 4-0)		
	Year Score Site	
	1946: W, 51-42	at Lexington
	W, 71-28	at Lexington
	1948: W, 98-41	at Lexington
	1950: W, 90-18	at Lexington
	at Lexington: UK leads, 4-0	
W. Texas St. (UK leads, 2-0)		
	Year Score Site	
	1951: W, 73-43	at Lexington
	1979: W, 121-67	at Lexington
	at Lexington: UK leads, 2-0	
West Virginia (UK leads, 14-5)		
	Year Score Site	
	1924: W, 24-21	at Lexington
	1925: W, 29-19	at Lexington
	1927: W, 44-26	at Lexington
	1940: L, 47-38	at Lexington
	1941: W, 46-34	at Lexington
	L, 56-43	at Morgantown, W.Va.
	1946: W, 59-51	at New York (NIT)
	1958: L, 77-70	at Lexington (UKIT)
	1959: W, 97-91	at Lexington (UKIT)
	1960: L, 79-70	at Lexington (UKIT)
	1963: W, 79-75	at Lexington (UKIT)
	1965: W, 102-78	at Lexington (UKIT)
	1970: W, 106-87	at Lexington
	1971: W, 106-100	at Morgantown, W.Va.
	1992: W, 106-80	at Lexington
	2006: W, 80-66	at Kansas City, Mo.
	2008: W, 54-43	at Las Vegas
	2010: L, 73-66	at Syracuse, N.Y. (NCAA)
	2011: W, 71-63	at Tampa, Fla. (NCAA)
	at Lexington: UK leads, 9-3	
	at Morgantown, W.Va.: Tied, 1-1	
	at Neutral Sites: UK leads, 4-1	
	at Kansas City, Mo.: UK leads, 1-0	
	at Las Vegas: UK leads, 1-0	
	at New York: UK leads, 1-0	
	at Syracuse, N.Y.: WV leads, 1-0	
	at Tampa, Fla.: UK leads, 1-0	
Wichita State (UK leads, 1-0)		
	Year Score Site	
	2014: W, 78-76	at St. Louis (NCAA)
	at Neutral Sites: UK leads, 1-0	
	at St. Louis: UK leads, 1-0	
William & Mary (UK leads, 1-0)		
	Year Score Site	
	2005: W, 92-47	at Lexington
	at Lexington: UK leads, 1-0	
Winthrop (UK leads, 2-0)		
	Year Score Site	
	2004: W, 65-44	at Lexington
	2011: W, 89-52	at Lexington
	at Lexington: UK leads, 2-0	

Wisconsin (UK leads, 4-1)		
	Year Score Site	
	1963: W, 108-85	at Lexington (UKIT)
	1969: L, 69-65	at Chicago
	1977: W, 72-64	at Lexington
	2003: W, 63-57	at Minneapolis (NCAA)
	2014: W, 74-73	at Arlington, Texas (NCAA)
	at Lexington: UK leads, 2-0	
	at Neutral	

UNPARALLELED TRADITION

February 18, 1903

State College (Kentucky) records its first win, an 11-10 decision over Lexington YMCA. The Wildcats finished that first season with a 1-2 record.

February 18, 1909

With a 28-23 win over Cincinnati, Kentucky clinched its first winning season in school history. Following a "Senior Day" loss to Central University, the Wildcats ended the year with a 5-4 record.

January, 1910

E. R. Sweetland signs a three-year pact as State's Director of Athletics and its first basketball coach.

March 1, 1912

Kentucky defeats Georgetown College, 19-18, to complete the season with a perfect 9-0 record and earn its first title as Southern Champions.

March 1, 1921

Kentucky upsets Tulane, Mercer, Mississippi A&M and Georgia to win the first Southern Intercollegiate Athletic Association basketball championship. Hundreds of Wildcats fans await "play-by-play" via telegraph, and greet the team's train with a celebration and parade in downtown Lexington. It is believed to be the first college basketball tournament ever played.

Spring, 1921

Basil Hayden becomes UK's first All-America basketball player.

January 26, 1921

The Wildcats beat Cincinnati, 26-19, for their 100th victory.

Dec. 13, 1924

The Wildcats defeat Cincinnati in their first game in the new, 2,800-seat, \$100,000 Alumni Gymnasium.

March 21, 1930

A Freeport, Ill., high school coach named Adolph Rupp is named head basketball coach at the University of Kentucky.

Dec. 18, 1930

UK defeats Georgetown College, 67-19, for the first of Adolph Rupp's 876 victories.

Feb. 28, 1933

UK wins the first Southeastern Conference Tournament Championship by defeating Mississippi State, 46-27, in Atlanta.

Feb. 17, 1934

UK establishes a national record with its 23rd consecutive win (47-27 over Vanderbilt). Near riot erupts as fans vie for seats in Alumni Gym.

Feb. 14, 1938

Joe Hagan's 48-foot shot with 12 seconds left lifts the Wildcats over Marquette, 35-33. After the game, Gov. A. B. "Happy" Chandler pounds a nail into the floor to mark the spot where the shot was taken.

March 20, 1942

After winning its sixth SEC championship, UK wins its first NCAA Tournament game, 46-44, over Illinois.

March 20, 1946

UK wins Rupp's first national title, with a 46-45 victory over Rhode Island.

March 24, 1947

Before a Madison Square Garden record crowd of 18,493, Wat Misaka held Ralph Beard to two points and Utah ended the Wildcats' bid for back-to-back NIT Championships.

March 23, 1948

Adolph Rupp's "Fabulous Five" wins UK's first NCAA Championship, 58-42, over Baylor. The team is met in Lexington by 15,000 fans and given a parade on a fire truck.

August 13, 1948

The U.S. Olympic basketball team, featuring Kentucky's "Fabulous Five," wins the gold medal by defeating France, 64-21, at Wembley Stadium in London.

March 8, 1949

Kentucky ends the year ranked No. 1 in the first season of the Associated Press basketball poll.

March 26, 1949

UK wins its second consecutive NCAA championship, defeating Oklahoma A&M, 46-36, in Seattle.

Dec. 1, 1950

UK plays its first game in the new, \$3.9 million, 11,500-seat Memorial Coliseum. Skeptics label the building a "white elephant."

March 27, 1951

UK wins its third NCAA title, defeating Kansas State, 68-58, in the finals in Minneapolis.

1952-53

UK's season is suspended by the NCAA.

Dec. 5, 1953

Cawood Ledford broadcasts his first game as the radio "Voice of the Wildcats."

March 9, 1954

Kentucky beats LSU, 63-56, in an SEC playoff game to cap a perfect 25-0 season and finish with the nation's No. 1 ranking.

Jan. 8, 1955

Fans are stunned as Georgia Tech defeats UK, 59-58, in Memorial Coliseum, ending a 129-game home winning streak that still stands as a national record.

Dec. 7, 1957

What was then referred to as "the longest game in UK history" proves fruitful for the Wildcats as they defeat Temple 85-83 in three overtimes. Vernon Hatton scores UK's final six points to edge the Owls.

March 21, 1958

In the Wildcats' first game in Freedom Hall Vernon Hatton's layup with 17 seconds left pushes the Wildcats past Temple, 61-60, and into the NCAA Championship game.

March 22, 1958

UK wins its fourth NCAA title by defeating Seattle, 84-72, in Louisville. The "Fiddlin' Five" was led by Vernon Hatton's 30 points. The win gave Rupp his most coveted title, the one he vowed to win after the NCAA had suspended UK's 1953 season.

March 19, 1966

In one of the biggest upsets in NCAA Tournament history, top-ranked UK, featuring "Rupp's Runts," loses in the NCAA Championship game, 72-65, to Texas Western.

Jan. 27, 1968

At the time, it was believed that Adolph Rupp became college basketball's all-time winningest coach when the Wildcats overcame a record-setting 52-point performance by LSU's Pete Maravich to defeat the Tigers, 121-95. Years later, it was discovered that he had achieved that feat on Feb. 18, 1967, with a 103-74 win over Mississippi State.

Jan. 18, 1969

On the road against its long-time rival, UK became the first team in college basketball history to win 1,000 games, defeating Tennessee, 69-66.

June 9, 1969

Tom Payne, a seven-foot All-American from Louisville, becomes the first black player to sign with the University of Kentucky.

Feb. 28, 1970

Dan Issel becomes UK's first player to score 2,000 career points as UK defeats Vanderbilt, 90-86.

March 14, 1970

Dan Issel scores his 2,138th point,

etching his name into the record book as UK's all-time leading scorer. The top-ranked Wildcats are upset by Jacksonville, 106-100, in the NCAA Tournament.

March 18, 1972

Adolph Rupp coaches his last game at UK, a 73-54 loss to Florida State in the NCAA Tournament.

Dec. 2, 1972

Joe B. Hall coaches his first game as head coach at UK, a 75-66 win at Michigan State. UK goes on to win the SEC Championship and finish 22-8 during Hall's inaugural season.

March 22, 1975

UK upsets undefeated Indiana in the Midwest Regional semifinals to earn a trip to the Final Four. Before the title game with UCLA, legendary coach John Wooden announces his retirement. The Bruins go on to defeat UK, 92-85, on March 31.

March 8, 1976

Jack Givens keys a late rally as UK outlasts Mississippi State, 94-93 in overtime, in the last game played at Memorial Coliseum.

March 21, 1976

UK wins its second NIT Championship by defeating North Carolina-Charlotte, 71-67 in New York.

Nov. 27, 1976

UK defeats Wisconsin, 72-64, in the new, 23,000-seat, \$53 million Rupp Arena. Rick Robey scores the first field goal in Rupp with 19:30 left to play in the first half.

Dec. 10, 1977

As top-ranked UK is defeating Kansas on "Adolph Rupp Night" in Allen Field House on Naismith Drive in Lawrence, Kansas, Rupp dies. Thousands would participate in the funeral procession in Lexington.

March 27, 1978

Jack "Goose" Givens scores 41 points as UK wins its fifth NCAA Championship, 94-88, over Duke in St. Louis. More than 10,000 fans greet the team at Blue Grass Airport and 15,000 more celebrate at Memorial Coliseum.

March 26, 1983

In the first meeting between the schools in 24 years, Louisville defeats UK 80-68 in overtime to earn a trip to the Final Four.

March 31, 1984

Georgetown outscores UK 23-2 at the start of the second half to defeat the Wildcats, 53-40, in the NCAA semifinal game in Seattle.

March 22, 1985

Joe B. Hall announces his retirement after UK loses to St. John's, 86-70, in the NCAA West Regional in Denver.

Nov. 22, 1985

Eddie Sutton coaches his first game at Kentucky, a 77-58 win over Northwestern (La.) State.

Dec. 29, 1986

Following the Wildcats' 85-51 win at Louisville on Dec. 27, more than 19,000 fans filled Freedom Hall for a Kentucky practice to usher in the era of school-boy legend Rex Chapman.

March 10, 1989

Kentucky finishes the year with a 13-19 record, its first losing mark in 61 seasons.

March 19, 1989

In the wake of an NCAA investigation, Eddie Sutton resigns as UK basketball coach.

May 19, 1989

The NCAA places Kentucky's basketball program on probation.

June 2, 1989

Rick Pitino is named head basketball coach at Kentucky.

June 13, 1990

Rick Pitino makes history by naming Bernadette Locke, a former assistant for the Georgia Lady Bulldogs basketball team, to his coaching staff at Kentucky.

March 2, 1991

Before a crowd of 24,310 at Rupp Arena, Kentucky defeats Auburn, 114-93, to claim the best record in the Southeastern Conference and end its two-year probation.

March 15, 1992

Eligible for postseason play for the first time in three years, Kentucky dominates Alabama, 80-54, to take its 16th SEC Tournament Championship.

March 28, 1992

In what many called the "best NCAA Tournament game ever," Kentucky takes defending NCAA champion Duke into overtime before losing 104-103 in the East Regional finals in Philadelphia. A last-second shot by Christian Laettner sends Duke to the Final Four, and breaks the hearts of Wildcat fans everywhere. It is Cawood Ledford's last game as the "Voice of the Wildcats."

April 3, 1993

Kentucky faces Michigan in the NCAA semifinals, marking UK's 10th Final Four appearance. An 81-78 overtime loss to the Wolverines ended Kentucky's season at 30-4 and marked All-American Jamal Mashburn's last game in UK blue.

Feb. 15, 1994

Trailing by 31 points with 15:34 remaining in the game at LSU, the Wildcats pull off a "Mardi Gras" miracle. Connecting on 11 three-pointers and outscoring the Bayou

Bengals 62-27 during the final 15:34, UK storms back to a 99-95 victory - the greatest comeback in UK history.

March 2, 1996

With a 101-63 victory over Vanderbilt in Rupp Arena on Senior Day, UK became the first team in 40 years to finish with a perfect record in the SEC, a 16-0 sweep. It was the Wildcats' 25th win in a row, tying the school record for consecutive wins in a season. Two games later, they set the new record at 27 games.

April 1, 1996

After avenging an early season loss to UMass with a win in the NCAA semifinals two days before, UK squashes a late Syracuse rally to win its sixth national title, 76-67.

May 20, 1996

The championship squad makes an official visit to the White House at the invitation of President Clinton. Tony Delk and Mark Pope present President Clinton and Vice President Al Gore with UK jerseys.

March 31, 1997

Despite losing its star, Derek Anderson, to a knee injury on Jan. 18, UK returns to defend its NCAA title in the National Championship game, falling in overtime to Arizona, 84-79. It would be the final game with Rick Pitino as coach.

May 6, 1997

Rick Pitino announces his resignation at Kentucky to take the challenge of rebuilding the NBA's most storied franchise, the Boston Celtics.

May 12, 1997

UK's director of athletics, C.M. Newton, introduced Orlando "Tubby" Smith as head coach.

Nov. 20, 1997

It was the dawning of an era as new head coaches Tubby Smith and Morehead State's Kyle Macy tipped off the season in Rupp Arena. Smith won his first game at UK, 88-49, over the former UK All-American and his Eagles.

March 22, 1998

In one of the most anticipated matchups of the NCAA Tournament, UK roars back from a 17-point deficit with 9:38 remaining to defeat Duke, 86-84. The victory buried the nightmare of UK-Duke '92 and advanced the Wildcats to their third straight Final Four.

March 30, 1998

The "Comeback Cats" rallied from a 10-point halftime deficit to defeat Utah, 78-69, winning UK's second national title in three years, its seventh overall.

Sept. 5, 2001

After a long illness, Cawood Ledford dies at his home in Harlan. A planned tribute at Rupp Arena was canceled following the "9/11" terrorist attacks.

Dec. 8, 2001

Kentucky beats North Carolina for the Cats' 1,800th victory, the first college basketball team to reach that milestone.

March 16, 2003

After running the table in regular-season Southeastern Conference play, Kentucky defeats Mississippi State, 64-57, in the finals of the SEC Tournament to secure its 24th league tourney crown and complete a 19-0 season sweep of conference opponents. It marked the first time the feat had been accomplished in 51 seasons.

April 6, 2007

Billy Gillispie is named Kentucky's new head basketball coach. He is introduced to a crowd of more than 4,000 fans at a pep rally announcing his hiring. Gillispie replaced Tubby Smith, who left after 10 seasons at the helm of Kentucky basketball to become the head coach at Minnesota.

March 31, 2008

Long time Kentucky basketball manager Bill Keightley passed away at the age of 81 in Cincinnati. Affectionately known as "Mr. Wildcat", he had been associated with the Wildcats' basketball program since 1962. Keightley, who manned the "Bill Keightley Equipment Room" in Memorial Coliseum, was as much a fixture around UK basketball as the seven national championship trophies on display in the Joe Craft Center. A crowd of more than 3,000 payed their respects at a tribute to Mr. Keightley held in Rupp Arena. Former players, coaches and managers traveled from across the country to eulogize him.

January 13, 2009

Kentucky has its fair share of record-breaking individual performances, but it had never experienced a night quite like the one Jodie Meeks had against Tennessee. Meeks rewrote the record books, pouring in 54 points on 15-of-22 shooting in a 90-72 win. Meeks' historic night broke Dan Issel's 39-year school record for most points in a single game.

April 1, 2009

The University of Kentucky named John Calipari the 22nd coach in UK basketball history.

December 21, 2009

Kentucky became the first program in college basketball history to reach the 2,000-win plateau. The Wildcats defeated Drexel 88-44 to achieve the milestone.

June 24, 2010

Kentucky made history again when the Wildcats had five players drafted in the first round of the NBA Draft. John Wall became the first Wildcat ever named the overall No. 1 pick when he was selected by the Washington Wizards. DeMarcus Cousins was selected fifth by the Sacra-

mento Kings, Patrick Patterson went 14th to the Houston Rockets, Eric Bledsoe went 18th to the Oklahoma City Thunder and Daniel Orton was picked 29th by the Orlando Magic.

April 2, 2011

Kentucky made its 14th Final Four appearance in school history. The Wildcats faced Connecticut in the semifinal matchup, falling 55-56 to the eventual 2011 NCAA Champion.

November 11, 2011

Kentucky defeats Marist 108-58 in the season-opener to secure the 34th consecutive win in Rupp Arena under John Calipari, setting a new record for consecutive wins in the building.

March 4, 2012

Kentucky closed out the 2011-12 season with a 74-59 win at Florida capping a perfect 16-0 run through the SEC. It marked the third time a UK team went 16-0 in league play and the first time since the 2003 squad turned the trick.

April 2, 2012


The Wildcats brought home the school's eighth national championship after posting a 67-59 win over the Kansas Jayhawks in the title game. Kentucky took a 9-7 lead at the 15:40 mark of the first half on a Michael Kidd-Gilchrist dunk and never trailed for the rest of the game, even pushing its lead to as much as 18 late in the first half. Doron Lamb led all scorers on 7-of-12 shooting from the field, including 3-of-6 from 3-point range and 5-of-6 from the free throw line. National Player of the Year Anthony Davis tallied only six points, but he earned Final Four Most Outstanding after pulling down 16 rebounds, blocking six shots and dishing out a game-high five assists. The Wildcats held the Jayhawks to 35.5 percent from the field, while outrebounding KU 43-35.

January 29, 2013

Nerlens Noel had a career night, registering a school record 12 blocked shots in the victory. Noel collected his fourth foul with 9:52 left in the game, and then proceeded to register six blocks over the final 5:28 to help the Cats preserve an 87-74 victory over No. 16 Ole Miss.

April 7, 2014

Kentucky sparked an exciting run to the National Championship game with five freshman starters. UK knocked off four-straight top-five seeds all by five points or less to become the first team to win five games in an NCAA Tournament by such a small margin. Freshman sharpshooter Aaron Harrison hit the game-winning 3-pointer in successive victories over Louisville, Michigan and Wisconsin in the final minute of play of each contest. UK eventually lost to UConn in the title game by a 60-54 score.



SUCCEED & PROCEED

2014-15 SCHEDULE

NOVEMBER

2 (Sun)	PIKEVILLE*	SEC NETWORK	7:00 pm
9 (Sun)	GEORGETOWN COLLEGE*	SEC NETWORK	7:00 pm
14 (Fri)	1 GRAND CANYON	SEC NETWORK	8:00 pm
16 (Sun)	1 BUFFALO	ESPNU	Noon
18 (Tue)	2 vs. Kansas	ESPN	9:00 pm
21 (Fri)	BOSTON	FSN	7:00 pm
23 (Sun)	1 MONTANA STATE	SEC NETWORK	6:00 pm
25 (Tue)	1 UT ARLINGTON	SEC NETWORK	7:00 pm
30 (Sun)	PROVIDENCE	ESPN2	2:00 pm

DECEMBER

5 (Fri)	3 TEXAS	ESPN	7:00 pm
7 (Sun)	EASTERN KENTUCKY	SEC NETWORK	6:00 pm
10 (Wed)	COLUMBIA	ESPN2	7:00 pm
13 (Sat)	NORTH CAROLINA	CBS	Noon
20 (Sat)	4 vs. UCLA	CBS	3:30 pm
27 (Sat)	at Louisville	ESPN2	2:00 pm

JANUARY

6 (Tue)	OLE MISS	SEC NETWORK	7:00 pm
10 (Sat)	at Texas A&M	CBS	1:00/3:30 pm
13 (Tue)	MISSOURI	ESPN	9:00 pm
17 (Sat)	at Alabama	ESPN/ESPN2	4:00 pm
20 (Tue)	VANDERBILT	SEC NETWORK	9:00 pm
24 (Sat)	at South Carolina	ESPN/ESPN2	Noon
29 (Thu)	at Missouri	ESPN	9:00 pm
31 (Sat)	ALABAMA	SEC NETWORK	7:00 pm

FEBRUARY

3 (Tue)	GEORGIA	ESPNU	7:00 pm
7 (Sat)	at Florida	ESPN	9:00 pm
10 (Tue)	at Florida	ESPN	7:00 pm
14 (Sat)	SOUTH CAROLINA	ESPN/ESPN2	2:00 pm
17 (Tue)	at Tennessee	ESPN	7:00 pm
21 (Sat)	AUBURN	ESPN/ESPN2	6:00 pm
25 (Wed)	at Mississippi State	SEC NETWORK	7:00 pm
28 (Sat)	ARKANSAS	CBS	4:00 pm

MARCH


3 (Tue)	at Georgia	ESPN	9:00 pm
7 (Sat)	FLORIDA	CBS	2:00 pm
11-15 (W-Su)	5 SEC Tournament	SEC NETWORK/ESPN	TBA

All Times Eastern / Schedule is tentative and subject to change

* -Exhibition; 1- Cawood Ledford Classic (Rupp Arena); 2-Champions Classic (Bankers Life Fieldhouse, Indianapolis, Ind.); 3-SEC/Big 12 Challenge (Rupp Arena); 4-CBS Sports Classic (United Center, Chicago, Ill.); 5-SEC Tournament (Bridgestone Arena, Nashville, Tenn.)

HOME GAMES IN BOLD CAPS





WILDCATS

