



embrace
THE CHALLENGE



KENTUCKY

2017-18 MEN'S BASKETBALL MEDIA GUIDE

Sacha Killeya-Jones • Wenyen Gabriel • Tai Wynyard • Hamidou Diallo

TABLE OF CONTENTS

MEDIA (1-9)
 Table of Content/Quick Facts.....1
 Media Policies..... 2-3
 Athletics Directory 4-6
 Wildcats on the Air.....7
 UK Network Affiliates.....8
 Media Outlets..... 8-9

THE WILDCATS (10-33)
 TV Chart12
 Roster.....13
 Brad Calipari 14-15
 Jonny David16-17
 Wenyen Gabriel 18-19
 Sacha Killeya-Jones..... 20-21
 Dillon Pulliam 22-23
 Tai Wynyard 24-25
 Jemari Baker26
 Hamidou Diallo27
 Shai Gilgeous-Alexander28
 Quade Green.....29
 Kevin Knox.....30
 Nick Richards31
 Jarred Vanderbilt32
 PJ Washington.....33

COACHES/STAFF (34-50)
 John Calipari 36-41
 Kenny Payne.....42
 Tony Barbee43
 Joel Justus44
 John Robic45
 Support Staff46-48
 AD Mitch Barnhart.....49
 President Eli Capilouto50

2017-18 OPPONENTS (51-57)
 Opponents 52-56
 Postseason Tournament Information57

2015-16 REVIEW (58-79)
 2016-17 Final Stats 60-63
 2016-17 Results 64-67
 Departed Letterwinners.....68
 2016-17 Game Recaps 69-78
 2016 SEC Honors.....79

NATIONAL CHAMPIONS (80-92)
 National Champions 82-89
 Helms National Titles90
 Championship Coaches 91-92

WILDCATS IN THE NBA (93-96)
 Wildcats in the NBA.....94
 Kentucky in the NBA Draft95
 NBA Award Winners.....96

HISTORY (97-132)
 Retired Jerseys.....98
 All-Time Wildcats..... 99-102

All-Americans 103-104
 Naismith Hall of Fame104
 Awards and Honors 105-107
 UK Athletics Hall of Fame108
 Kentucky in the NCAA109
 Kentucky in the NCAA Tournament110
 All-Time Winningest Teams.....111
 NCAA Tournament Game Highs 112-113
 Year-By-Year in the NCAA..... 114-115
 vs. NCAA Tournament Opponents.....116
 NCAA Final Four Results117-118
 Kentucky in the SEC 119-120
 Kentucky in the SEC Tournament.. 121-122
 National Rankings..... 123-124
 Finishes in National Rankings.....125
 Biggest Games 126-128
 Biggest Shots 129
 Unparalleled Tradition 130-132

VENUES (133-144)
 Rupp Arena 134-140
 Alumni Gym 141
 Memorial Coliseum 142
 Freedom Hall 143
 Kentucky Results in Louisville 144

DAY IN THE LIFE (145-156)
 Academics..... 146-147
 Facilities 148-150
 Kentucky Exposure151
 Player Development152
 Nike Swag 153
 Lexington 154
 Commonwealth of Kentucky.....155
 University..... 156

RECORDS (157-192)
 Year-by-Year Team Stats 158-159
 Scoring 160-161
 1,000-Point Scorers.....162-170
 Field Goals.....171-172
 Free Throws173-174
 3-Point Field Goals.....175-176
 Rebounding.....177
 Steals.....178
 Blocks.....179
 Assists180
 Miscellaneous Records.....181
 Streaks & Overtime.....182
 Calipari Era Records..... 183-192

RESULTS (193-226)
 Year-By-Year Results..... 194-195
 All-Time Results 196-209
 Series Record vs. Opponents 210-211
 Record vs Conferences 212-213
 Scores vs. All Opponents..... 214-226

QUICK FACTS

INSTITUTE PERSONNEL
President: Dr. Eli Capilouto (Alabama, '71)
Faculty Representative: Joseph L. Fink III (Philadelphia College of Pharmacy & Science, '70)
Athletics Director: Mitch Barnhart (Ottawa, '81)
Deputy Athletics Director: DeWayne Peevy (Montevallo, '96)
Athletics Phone Number: 859.257.8000

MEDIA INFORMATION
Primary Basketball Contact: Eric Lindsey (Kentucky, '08)
Lindsey's Email: eric.lindsey@uky.edu
Lindsey's Phone: 859.257.8429
Secondary Basketball Contact: Deb Moore (St. Bonaventure, '06)
Moore's Email: deb.moore@uky.edu
Moore's Phone: 859.257.8506
Asst. Basketball Contact: Jake Most (LSU, '12)
Most's Email: jake.most@uky.edu
Most's Phone: 859.218.1475
Office Phone: 859.257.3838
Office Fax: 859.323.4310
Office Address: UK Media Relations, Joe Craft Center, 338 Lexington Ave., Lexington, KY 40506-0019
Rupp Arena Press Row Phone: 859.252.3602
Website: UKathletics.com
Official Social Media Handle: @KentuckyMBB
Coach's Website: CoachCal.com
Coach's Social Media: @UKCoachCalipari
Best Time To Contact Coach Calipari: Coordinate through SID

BASKETBALL STAFF
Head Coach: John Calipari (Clarion, '82)
Overall College Coaching Record:
 Total: 652-191 (25 years) .773
 On-Court: 694-193 (25 years) .782
 UMass 193-71 (8 years) .731
 Memphis 252-69 (9 years) .785
 Kentucky 249-53 (8 years) .825
NCAA Appearances (Record):
 Total 16 (42-15)
 On-Court Total 18 (51-17)
Coaching Staff:
 Kenny Payne (Louisville, '03)
 Tony Barbee (Massachusetts, '93)
 Joel Justus (UNC-Wilmington, '04)
Special Assistant to the Head Coach: John Robic (Denison, '86)

Assoc. AD/Basketball Operations: Chris Woolard (UCLA, '97)
Director of Basketball Administration: Will Barton (Kentucky, '13)
Administrative Assistant to the Head Coach: Lunetha Moseley
Administrative Assistants: Linda Carmack, Brittany Furuyama, Olivia Antigua
Trainer: Chris Simmons (Memphis, '02)
Strength and Conditioning Coach: Robert Harris (Kentucky State, '09)
Asst. Strength and Conditioning Coach: Cameron Bird (Univ. of Technology, '12)
Equipment Manager: Mark Evans (Kentucky, '13)
Team Physician: Dr. Scott Mair, Dr. Robert Hosey

RADIO NETWORK
Play-by-play Announcer: Tom Leach (859.224.1147)
Analyst: Mike Pratt (812.989.2802)

UK VIDEOTAPE FOOTAGE
UK Athletics Video: Tim Asher (859.257.4830)
 Greg Gorham (859.257.4087)

2016-17 REVIEW
Record: 32-6 (16-2 SEC, R/T Champions)
 Home: 15-2, Away: 7-3, Neutral: 10-1

SEC Postseason Record: 3-0
 Defeated Arkansas, 82-65
 (Championship - Nashville, Tenn.)

NCAA Postseason Record: 3-1
 Lost to North Carolina, 75-73
 (Elite Eight - Memphis, Tenn.)

Starters Returning/Lost: 1^A/5^A
Players Returning/Lost: 6/8
Top Returning Scorer: Wenyen Gabriel - 4.6 ppg
Top Returning Rebounder: Wenyen Gabriel - 4.8 rpg
Top Returning FG% (min. 100 FGA): Wenyen Gabriel - 40.5%
Top Returning FT% (min. 25 FTA): Wenyen Gabriel - 61.8%
Percent of Points Returning: 7.4%
Percent of Rebounds Returning: 23.4%
^A-shared time starting

The 2017-18 Kentucky Basketball Fact Book © 2017
 was published by the University of Kentucky Athletics Department,
 Mitch Barnhart, Athletics Director

CREDITS

Written, Compiled & Edited by: Eric Lindsey and Deb Moore
Assistant Editors: DeWayne Peevy, Jake Most, Metz Camfield
Cover Layout: Brandon Kolditz/Craig Hornberger
Inside Design & Layout: Brandon Kolditz
Director of Photography: Chet White
Photography Credits: UK Athletics, Lexington Herald-Leader, NBA Photo, Chet White, Britney Howard, Elliott Hess, Barry Westerman
With Appreciation To: Brooks Downing, Russell Rice, *The Cats' Pause*, Allan Black, Rena Vicini, Kelley Bozeman
Printing: Welch Printing

MEDIA POLICIES



SEC CREDENTIAL POLICY

By accepting or using a media credential ("Credential") for access to any game or athletic contest sponsored or hosted by the Southeastern Conference (the "SEC") or by any one or more of its member institutions (herein an "Event" or the "Events") each person and entity issued such a Credential (herein referred to, along with the employer of each such person, collectively as a "Bearer") agrees to the following terms and conditions:

GENERAL

Each Bearer must be and hereby represents that he or she is acting on a specific assignment for an accredited media agency and has a legitimate working function in connection with the Event attended. The Credential is not transferable and may be revoked at any time.

The rights and privileges granted to Bearer may be terminated if any term or condition for use of the Credential is breached. The unauthorized use of the Credential subjects the Bearer to ejection from the Event.

While within the Event venue, Bearer shall, at all times, adhere to the policies in place for the Event, abide by and respect access limitations, and accept and follow directions provided by the SEC or the SEC member institution(s) hosting the Event.

Bearer assumes all risks incidental to the performance by the Bearer of Bearer's services in connection with the Event and assumes all risks incidental to each Event, whether occurring before, during or after the actual playing of the Event, and agrees that the SEC, its member institutions, and their respective agents, employees, directors, officers, student-athletes, coaches, and contractors shall not be liable for bodily injury, property damage or theft losses suffered or incurred by Bearer at the Event. Bearer understands that sports contests are physical, and that in the normal course of play it is possible for balls, players, or other objects to leave the court, track, course, or field of play and impact spectators. Bearer hereby waives and releases any and all Claims (as defined below) against the SEC and its member institutions arising directly or indirectly from any such injury, including those attributable to their negligence or that of their agents.

In the event that the name or likeness of Bearer is included in any broadcast, telecast, photograph, film, video or other media taken in connection with any Event, Bearer grants the SEC (or, if the media is controlled by a SEC member, grants such SEC member) the nonexclusive, transferable, perpetual right and license to use (and to sub-license the use of) such name and likeness in any media worldwide whether now known or thereafter devised.

Bearer agrees to indemnify and save harmless the SEC, its member institutions, and their respective agents, employees, directors, officers, student-athletes, coaches, and contractors, of and from any and all claims, liabilities, demands and causes of action asserted by persons and entities other than the SEC

and its member institutions (jointly "Claims") arising out of any act or omission, or anything done or purported to have been done, by Bearer, including but not limited to Claims arising from Bearer's breach of any term or condition hereof. With respect to any Claim that might give rise to liability of the Bearer as an indemnitor, the indemnified party shall: (a) have the right to fully participate in the litigation of such claim with counsel selected by the indemnified party at the sole expense of the Bearer, and (b) not be obligated, without its consent, to participate in any settlement of such Claim.

SEC REAL-TIME INTERNET POLICY

By acceptance and use of an SEC media credential, the holder agrees to the following conditions for any and all athletic events hosted by the SEC and its member institutions:

1. The SEC and its member institutions grant a media organization a limited license to use certain gathered information on the media organization's own Internet or online site beginning at the start of an athletic event and up to the conclusion of such event, all subject to the following limitations and conditions:

- (a) No more than 10 still photographs may be used for news coverage of the game and other editorial purposes during the event.
- (b) Video tape may only be shown as part of a single, non-archived, online "simulcast" of a television station's regularly-scheduled news program.
- (c) While a game is in progress, the use of textual statistical information is time-delayed and limited in amount (e.g., updates pertaining to score, injuries and national, conference or institutional record-breaking performances, a condensed half-time story) so that an organization's Internet or online game coverage does not undercut the authorized and rights-paying fee organization's rights to play-by-play accounts of the game and/or exclusivity as to such rights.

2. Any proposed media use on an Internet or online sight of the game information that is more detailed and/or more than described above will require separate written authorization by the SEC and/or its member institutions. However, such written authorization will not permit the use of game information in entertainment contexts and will not authorize game coverage that, due to immediacy or detail, constitutes or approaches a play-by-play account of a game.

3. Should any of these conditions be breached, the SEC and/or its member institutions will issue a written warning for the first violation. If this violation occurs during the last game of the institutions' regularly-scheduled season, the media organization may not be credentialed for the SEC Tournament. A second violation of this policy will result in revocation of credentials to cover future basketball games hosted by the SEC and/or its member institutions.



CREDENTIAL REQUESTS

Requests for single-game credentials should be made as far in advance as possible and no later than five days prior to game day online at sportssystem.com/Kentucky.

Stephanie Guy
Office Coordinator
859.257.3838
stephanie.guy@uky.edu

CREDENTIAL CRITERIA

The University of Kentucky's decision to issue credentials to a media outlet for the purposes of covering a UK basketball home or away event is determined by a variety of factors. They include the following:

- Amount of coverage given to Kentucky throughout the season
- Intention/ability to cover all 22 sports at Kentucky
- Distribution/size of publication: free, subscription, sale on newsstands, website traffic, etc.
- Radio or TV station program format and size of audience
- Length of existence of the publication, amount of original copy generated, number of full-time employees of the publication and the journalistic experience of the reporter(s)
- Attendance at Kentucky media sessions, including Olympic sport opportunities
- Space availability
- Professionalism, which includes but is not limited to conduct at games, press conferences, practices, on social media, etc.

The University of Kentucky has the right to revoke credentials under its own discretion.

INTERVIEW POLICIES-GENERAL

All interviews with University of Kentucky basketball players or staff members must be arranged through the media relations office. Media should never contact a player or coach directly.

The Wildcat Coal Lodge, dormitories, team locker rooms and other team quarters are private team areas. Media members are not permitted in these areas unless accompanied by appropriate university personnel.

PRACTICE/PRESS CONFERENCES

Other than announced exceptions, UK basketball practices are closed to the media. UK will accept requests to attend practice. All requests must be made by 10 a.m. on the day of the practice. In cases in which practices are open to the media, cell phones must be turned on silent or vibrate while in the practice facility.

Player interviews are conducted prior to practices the day before a game and will be available to all UK media in the Memorial Coliseum media room. UK

will accept requests for player interviews, but they must be submitted 24 hours prior to the scheduled availability.

Coach John Calipari or an assistant coach will meet with members of the media immediately following player interviews in the Memorial Coliseum media room.

Gameday shoot-arounds are closed to the media.

TELEPHONE PLAYER INTERVIEWS

Telephone interviews are available to the media on a call-back basis. Individual player and coach telephone numbers will not be given to members of the media.

Players are instructed not to conduct interviews when contacted directly by telephone. The UK media relations office will arrange for telephone interviews at a time most convenient for the student-athlete.

Other special requests are handled on a case-by-case basis.

POSTGAME INTERVIEWS

Postgame interviews will be conducted in the media room. UK's opponent will address the media first approximately 10 minutes after the game. Following the conclusion of the visiting team, Coach Calipari conducts his postgame press conference in the media room while a player is taken to the UK Sports Network.

Following Coach Calipari's press conference, selected UK players are brought to the media interview room. No one-on-one interviews will be conducted postgame. Requests for such interviews should be made to the media relations office.

UKathletics.com

The official website for University of Kentucky Athletics is updated 24 hours before each game with the latest game notes and quotes from Coach John Calipari and selected players.

Following each game, the site will post a game box score with summary, postgame quotes and notes from all home games and updated season statistics.

CAT SCRATCHES

The official blog of UK Athletics provides Wildcat fans with an all-access view into the world of UK Athletics. For 24 hours a day, seven days a week, the blog provides the latest news surrounding the UK program and offers Wildcat fans the opportunity to take a behind-the-scenes look at what goes on inside the UK Athletics program.

Cat Scratches features breaking news and announcements, in-depth features on players and coaches, live in-game updates of UK sports, email questions from fans, practice reports from all the Wildcat teams, and much, much more.

ACCESSING PUBLICITY PHOTOS/LOGOS

Media members wishing to obtain photos and logos of the University of Kentucky men's basketball team may do so by contacting the UK media relations office.

Photo requests need to be limited to no more than

5-7 pictures. For archive photos, please contact Ruth Bryan with UK Archives at ruth.bryan@uky.edu.

SEC SERVICES

John Calipari, along with the other 13 conference coaches, will participate in the Southeastern Conference's teleconference call. This year the calls will be conducted Jan. 8, Jan. 25, Feb. 5, Feb. 19 and March 5. To listen only, media can call 877.381.5694. To ask questions, contact the SEC media relations office at 205.458.3010 for additional details. Information also can be obtained on the web at www.secsports.com.

TELECONFERENCE SCHEDULE (ET)

| | |
|-------------------|--------------------------------|
| 11:00 a.m. | Bryce Drew, Vanderbilt |
| 11:07 a.m. | Michael White, Florida |
| 11:14 a.m. | Frank Martin, South Carolina |
| 11:21 a.m. | Mark Fox, Georgia |
| 11:28 a.m. | Will Wade, LSU |
| 11:35 a.m. | John Calipari, Kentucky |
| 11:42 a.m. | Rick Barnes, Tennessee |
| 11:49 a.m. | Mike Anderson, Arkansas |
| 11:56 a.m. | Avery Johnson, Alabama |
| 12:03 p.m. | Bruce Pearl, Auburn |
| 12:10 p.m. | Andy Kennedy, Ole Miss |
| 12:17 p.m. | Ben Howland, Mississippi State |
| 12:24 p.m. | Cuonzo Martin, Missouri |
| 12:31 p.m. | Billy Kennedy, Texas A&M |



RADIO/TV RIGHTS

Broadcasting rights to UK games are assigned exclusively to the UK Sports Network. One reciprocal rights fee waiver is guaranteed opponent schools visiting Lexington. Contact Brad Tucker, network coordinator, at tucker@jmsports.com. Two phone lines and an ISDN line are available for visiting radio.

VIDEO HIGHLIGHTS

UK Sports Video can provide highlight footage of most UK games. Contact Greg Gorham at greg.gorham@uky.edu to request assistance.

GAMEDAY MEDIA SERVICES

MEDIA PARKING

A limited number of spots are available at Rupp Arena. The city of Lexington assesses a charge for parking privileges. Requests should be made when submitting press and/or photo credential requests. The media parking area can be accessed from Main Street or Manchester Street. The lot opens three hours before tipoff.

MEDIA WILL CALL

Media will call is located near the receiving entrance to Rupp Arena and adjacent to media parking. Credentials are not available at the public will call window on the High Street concourse level and will not be mailed. Will call will open two hours prior to the start of the game.

MEDIA SERVICES

The University of Kentucky uses a computerized statistics system. Working media will receive:

- Game program and notes
- Halftime statistics
- Final statistics
- Complete play-by-play
- Shot charts
- Coach and player quotes

MEDIA ROOM

The media room and photo compound is located beneath section 28 and can be accessed through the floor exit beneath section 26. Working facilities, with electrical outlets and a limited number of telephones, are available.

MEDIA SEATING

The Kentucky media relations office will assign seats for each game. The seating chart will be available in the media room. Available seating areas will be upstairs on media row on the third floor only. Media row can be accessed through sections 16, 29 and 33, or by taking the elevator in the media room to the third floor.



WIRELESS INTERNET

UK provides media members with complimentary wireless internet access at Rupp Arena. Contact a UK media relations staff member for details.



TELEPHONES

A limited number of telephones are available in the Rupp Arena media room. Newspapers and radio stations desiring their own private lines, to be installed either on press row or in the media room, should contact Windstream at 800.843.9214.



PHOTO/VIDEO COMPOUND

A photo compound is available in the media room for use by photographers only. Courtesy wireless internet and phone lines can be utilized for filing digital photography. If outlets wish to install their own phone lines, they can be ordered from the Windstream phone number listed above.

PHOTOGRAPHERS

The photo zones are appropriately marked on the Rupp Arena floor on both baselines. Photo/video spots are assigned. Because of safety concerns, no shooting is allowed on either sideline. Due to the amount of space, photo credentials will be limited. Additional spots (unassigned) are available on media row in front of the stairwell of section 32. See Chet White at the site for technical assistance.

Prior to moving or installing any cables around the basketball floor and/or in the seating area, including cable trays or otherwise, please coordinate your efforts with the Lexington Center/Rupp Arena technical staff.

Professional DSLR still cameras and video cameras are required to shoot from the floor. No point-and-shoot still cameras or flip video cameras will be allowed on the floor. Please have rubber/non-scratch pads under stools to avoid scratching the Rupp Arena floor. Per NCAA regulations, stools shall not exceed nine inches in height.

GAMEDAY LIVE STATS

Live in-game stats will be provided at the web address <http://Kentucky.StatBroadcast.com>. A password is required. This is for media use only and the Stat Broadcast link and password should not be publicized.

ATHLETICS DIRECTORY

MAILING ADDRESS

338 Lexington Ave.
Joe Craft Center
Lexington, KY 40506

NUMBERS TO SAVE

Rupp Arena Press Row 859.252.3602
Media Relations Office: 859.257.3838
Athletics Director Office: 859.257.8015
Basketball Office: 859.257.1916
Compliance Office: 859.257.8604
Rupp Arena Ticket Office: 859.233.3535
Joe Craft Center Ticket Office: 800.928.CATS
Cathy Derr (Rupp Arena): 859.233.4567
Craig Pinkerton (SEC): 205.458.3000

ADMINISTRATION

Dr. Eli Capilouto 859.257.1701
President

Mitch Barnhart 859.257.8015
Athletics Director

Shellee Hein 859.257.8015
Executive Assistant to the AD

DeWayne Peevy 859.257.8398
Deputy Athletics Director

Sandy Bell 859.257.8604
Executive Associate AD/
SWA and Student Development

Marc Hill 859.257.2672
Executive Associate AD/
Administration and Performance

Jason Schlafer 859.257.1830
Executive Associate AD/
Chief Revenue Officer

Rachel Baker 859.257.8604
Executive Associate AD/
Compliance & Ticket Operations

Tim Bernal 859.218.2971
Executive Associate AD/External Operations

Candice Chaffin 859.257.1019
Senior Associate AD for Development

Melissa Gleason 859.257.5327
Executive Associate AD/
Chief Financial Officer

Russ Pear 859.257.1243
Senior Associate AD for Capital Projects;
Commonwealth 172

Kevin Saal 859.257.2788
Executive Associate AD/Internal Operations

Bob Bradley 859.257.1897
Associate AD of Student Services

Joe Sharpe 859.257.2287
Associate AD for Ticket Sales

Kevin Sergent 859.257.8604
Associate AD for Compliance

Katie Eiserman 859.257.3718
Associate AD for Development

Stephanie Simmons 859.257.8607
Associate AD for Administration
and Performance

John Butler 859.257.9784
Assistant AD for Compliance

Donnie Mefford 859.257.7124
Assistant AD for Facilities

Heather McAtee 859.257.5475
Assistant AD for Academics and Eligibility

Tony Neely 859.257.8411
Assistant AD for Media Relations

Nathan Schwake 859.257.5526
Associate AD for Marketing and Licensing

Stephanie Campbell 859.257.6473
Assistant AD for Business Operations

Elizabeth Briggs 859.257.1757
Assistant AD for Premium Seating, Hospitality
and Events

Cathy Hurst 859.257.1757
Assistant AD for Ticket Operations

Dennis Emery
Special Assistant to the AD

Andrew Hall 859.218.4958
Student-Athlete Account Coordinator

Karen Marlowe 859.257.8000
Staff Support Associate/Receptionist

Kristy Garrett 859.257.5276
Staff Assistant

Jason Cummins 859.218.2917
Director/Impact Leadership

Rock Oliver 859.257.5923
Student Engagement
and Development Director

ATHLETICS TRAINING

Jim Madeleno 859.257.2712
Director of Sports Medicine

Chris Simmons 859.257.621
Sr. Athletics Trainer

Courtney Jones 859.257.6661
Sr. Athletics Trainer

Gabe Amponsah 859.257.1260
Head Athletic Trainer

Katy Poole 859.257.2750
Sr. Athletics Trainer

Taylor Eavenson 859.257.8499
Sr. Athletics Trainer

Brianna DiAntonio 859.257.3741
Athletics Trainer

Alex Green 859.257.8499
Athletics Trainer

Brianna Papotto 859.257.6189
Athletics Trainer

Bryan Wells 859.257.6189
Athletics Trainer

Monica Fowler 859.257.7768
Nutritionist

Misty Conrad 859.257.6521
Staff Support Associate

Kim Spencer 859.257.4191
Insurance Coordinator

BASEBALL

Nick Mingione 859.257.8052
Head Coach

Jim Belanger 859.257.8052
Assistant Coach

Ronald Fanning 859.257.8052
Assistant Coach

Todd Williams 859.257.8052
Volunteer Assistant Coach

Cameron Langfels 859.257.8052
Director of Operations

MEN'S BASKETBALL

John Calipari 859.257.1916
Head Coach

Kenny Payne 859.257.1916
Associate Head Coach

Tony Barbee 859.257.1916
Assistant Coach

Joel Justus 859.257.1916
Assistant Coach

John Robic 859.257.1916
Special Assistant to the Head Coach

Chris Woolard 859.257.1916
Associate AD for Basketball Operations

Will Barton 859.257.1916
Director of Basketball Operations

Lunetha Mosely 859.257.1916
Administrative Assistant

Linda Carmack 859.257.1916
Administrative Assistant

WOMEN'S BASKETBALL

Matthew Mitchell 859.257.6046
Head Coach

Kyra Elzy 859.257.6046
Associate Head Coach

Niya Butts 859.257.6046
Assistant Coach

Lin Dunn 859.257.6046
Assistant Coach

Amy Tilley 859.257.1407
Women's Basketball Operations Coordinator

Beth Price 859.257.6046
Administrative Support Associate

Kim Troxall 859.257.2403
Creative Services Coordinator

Jennifer Heersche 859.257.6046
Staff Support Associate

Amber Smith 859.257.6046
Director of Player Development

BUSINESS OFFICE

Sean Hilen 859.257.3135
Assistant Business Manager

Kathy Fletcher 859.257.1453
Accounting Assistant

Presley Merida 859.257.2108
Accounting Assitant/Clerk

Sandy Wieck 859.257.6047
Accounting Assistant

Thomas Woelfel 859.257.3012
Accounting Assistant

CENTER FOR ACADEMIC & TUTORIAL SERVICES

D'Ann Blankenship 859.257.1897
Admin Staff Associate

Amy Craiglow 859.257.6497
Academic Counselor - MGLF, VB, SB

Barb Deniston 859.257.6496
Director of Academic Services - FB

Rita Griffith 859.257.0185
Admin Staff Associate/Tutor Program

Mike Haley 859.257.4216
Director of Advising Services - MSOC,
WSOC, GYM

Tiffany Hayden 859.257.5360
Academic Counselor - WBB, Rifle, WTEN

Dustin Lewis 859.257.2762
Student-Athlete Enhancement Coordinator

Sandy Morgan 859.257.6909
Administrative Staff Associate

Josh Ray 859.257.6497
Academic Counselor

Marina Coleman 859.257.9306
AGA - WT&F, MTEN

Jordan Hoehler 859.257.9316
AGA - MBB

Deena Mentonis 859.257.9049
AGA - S&D

Sarah Tamme 859.257.4553
AGA Learning Services

Chatham Boyer 859.218.3401
Academic Counselor - FB

Mike Pirman 859.257.6944
Academic Counselor - FB

Passion Richardson 859.257.8910
Academic Counselor - WXC, WT&F, MTEN

Jon Ross 859.257.8798
Academic Counselor - FB

Michael Stone 859.257.8794
Academic Counselor - BB, MBB

Lisa Berman 859.257.1277
ASA Tutor Program

Jackie Clark 859.257.9266
ASA Football

Victoria Clark 859.257.9306
AGA - WT&F, MTEN

Ashley Frazier 859.257.4094
ASA - MSOC, WSOC, GYM

Cameron Hyde 859.257.9136
AGA - MBB

Jonathan Noble 859.257.9306
ASA - BB, SB, VB

Kelsey Peare 859.257.9266
AGA - FB

Morgan Sumner 859.257.9266
AGA - FB

Trevor Tierney 859.257.9306
ASA - WB, Rifle, WTEN

Debbie VanMeter 859.257.6497
Mentor/Learning Services

CHEERLEADING

Jomo Thompson 859.257.1027
Head Coach

COMPLIANCE

Donna Cox 859.257.4105
Scholarship Coordinator

Jenna Wesley 859.257.8604
Athletics Compliance Director

Brittany Mullins 859.257.8604
Compliance Coordinator

COMPUTER SERVICES

David Boyd 859.257.2293
Assistant AD Information Technology

Kyle Breckel 859.257.1204
IT Technical Support Associate

Athletics Directory

Kyle Hatton..... 859.257.3667
Assistant Director of Information Systems

Travis Conroy..... 859.323.4501
AV Manager

CREATIVE SERVICES

Craig Hornberger..... 859.257.8550
Creative Services Senior Director

Brandon Kolditz..... 859.257.8566
Creative Director

Brigham Draper..... 859.257.8601
Assistant Creative Director

Nathan Huff..... 859.257.3520
Creative Services Assistant

DANCE TEAM

Dawn Walters..... 859.257.9263
Head Coach

EQUIPMENT

Tom Kalinowski..... 859.257.6522
Equipment Manager

Allen (Tink) Belcher..... 859.257.4261
Equipment Manager

Mark Evans..... 859.257.9671
Equipment Manager

Reece Wallace
Equipment Coordinator

Jon Denio..... 859.257.2920
Director of Equipment

Kortez Wilson
Equipment Manager

EVENT MANAGEMENT

Jamie Legate..... 859.257.1197
Director of Event Management
& Championships

Kate Ramsey..... 859.257.1775
Assistant Director for Event Management
& Championships

Scott Geisinger..... 859.257.1777
Assistant Director for Event Management
& Championships

Katie Kissel..... 859.257.4482
Assistant Director for Event Management
& Championships

FACILITIES

Mark Back..... 859.323.3978
Facilities Specialist

Chad Blankeship..... 859.218.4165
Building Operator III

Mary Anderson-Rydz..... 859.257.7071
Graphic Design Tech

Jeremy Ebelhar..... 859.257.7071
Graphic Design Tech

Rodney Burton..... 859.257.7122
Building Operator

Jamie Moberly..... 859.257.1149
Event Coordinator

Spurgeon Lewis..... 859.323.4900
Athletics Custodial Liasion

Sandra Wigglesworth..... 859.323.4900
Athletics Custodial Liasion

Gary Jones..... 859.257.7122
Painter II

CJ Jackson..... 859.323.4900
Athletics Custodial Liasion

Andrew Emery..... 859.257.7122
Building Operator II

Kevin Geisinger..... 859.257.7122
Staff Support Associate II

FOOTBALL

Mark Stoops..... 859.257.6509
Head Coach

Abby Stover..... 859.257.6509
Administrative Support

Eddie Gran..... 859.257.3611
Offensive Coordinator

Steven Clinkscale..... 859.257.3611
Assistant Coach - Defensive Backs

Darin Hinshaw..... 859.257.3611
Assistant Coach - Running Backs

Vince Marrow..... 859.257.3611
Recruiting Coordinator/NFL Liasion

Matt House..... 859.257.3611
Defensive Coordinator

Dean Hood..... 859.257.3611
Assistant Coach - Special Teams/Linebackers

Derrick LeBlanc..... 859.257.3611
Assistant Coach - Defensive Line

John Schlarman..... 859.257.3611
Assistant Coach - Offensive Line

Lamar Thomas..... 859.257.3611
Assistant Coach - Wide Receives

Dan Berezowitz..... 859.257.3611
Recruiting Coordinator

Dillon Sanders..... 859.257.3611
Football Quality Control Assistant/GA/
Defense

Tommy Mangino..... 859.257.3611
Football Quality Control Assistant

Louie Matsakis..... 859.257.3611
Football Quality Control Assistant

Josh Pruitt..... 859.257.6516
Director of Player Development

Josh Estes-Waugh..... 859.257.2133
Assistant Director for Recruiting

Michael Colosimo
GA/Offense

Frank Buffano..... 859.257.3612
Director of Operations

Chase Heuke
Graduate Assistant/Special Teams

MEN'S GOLF

Brian Craig..... 859.257.6506
Head Coach

Ben Fuqua..... 859.257.1814
Assistant Coach

Bettie Lou Evans..... 859.257.6506
Director of Golf Operations
(Men's and Women's)

WOMEN'S GOLF

Golda Borst..... 859.257.4861
Head Coach

Brian May..... 859.257.2784
Assistant Coach

GYMNASTICS

Tim Garrison..... 859.257.5185
Head Coach

Chuck Dickerson..... 859.257.6483
Assistant Coach

Rachel Garrison..... 859.257.6050
Assistant Coach

K FUND

Lori Donaldson..... 859.257.8018
Annual Fund Director

Taylor Burgess..... 859.257.6300
Development Assistant

Jamie Risen..... 859.257.7204
Administrative Support Associate

Lamont Love..... 859.257.7204
Staff Support Associate

Mike Pratt..... 502.562-5603
Director of Major Gifts - Louisville

Claire Willis..... 859.218.3947
Assistant Director of Athletics Hospitality
(Colonnade)

MARKETING

Kate Stoess..... 859.218.2686
Marketing Director

Greg Herbert..... 859.257.8022
Assistant Director for Marketing

Devin Kochergen..... 859.257.8022
Assistant Director for Marketing

Austin Hertzler..... 859.257.8022
Marketing GA

Xavier Humphrey..... 859.257.8022
Marketing GA

MEDIA RELATIONS

Susan Lax..... 859.257.8420
Associate Director- FB

Eric Lindsey..... 859.257.8429
Associate Director - MBB, WGLF

Deb Moore..... 859.257.8506
Associate Director - MBB, VB, MGLF

Evan Crane..... 859.257.8431
Associate Director - WBB, FB

Matt May..... 859.257.8504
Assistant Director - BB, FB

Jake Most..... 859.257.3838
Assistant Director - MBB, T&F, MSOC, RIFLE

Chris Shoals..... 859.257.3838
Assistant Director - SB, WSOC

Mike Scholze..... 859.257.3520
Media Relations Assistant - VB, GYM, MTEN

Karlie Kinneer..... 859.257.3747
Media Relations Assistant -
WBB, S&D, WTEN

Stephanie Guy..... 859.257.8309
Office Coordinator

PERSONNEL

Blake Bedingfield..... 859.218-2199
Human Resources Manager

Ann Eads..... 859.257.6501
Payroll Specialist

RIFLE

Harry Mullins..... 859.257.1281
Head Coach

Rena Goodwin..... 859.257.1281
Assistant Coach

MEN'S SOCCER

Johan Cedregren..... 859.257.6220
Head Coach

Chase Wileman..... 859.257.5065
Assistant Coach

David Casper..... 859.257.4059
Assistant Coach

Brian Bouhl..... 859.257.0001
Director of Men's Soccer Operations

Mandy Robbe..... 859.257.1419
Administrative Support Associate -
M&W SOC, SB

WOMEN'S SOCCER

Ian Carry..... 859.257.1419
Head Coach

Jason Goodson..... 859.257.1419
Assistant Coach

Melissa Charloe..... 859.257.1419
Assistant Coach

Karrington True..... 859.257.4971
Director of Soccer Operations

SOFTBALL

Rachel Lawson..... 859.257.9037
Head Coach

Kristine Himes..... 859.257.6314
Associate Head Coach

Molly Johnson-Belcher..... 859.257.9152
Assistant Coach

Sandra Simmons..... 859.257.4430
Director of Operations

SPORTS VIDEO

Shane Fannin..... 859.257.9863
Video Director

Gary Foxworth..... 859.257.4189
Coaching Video Coordinator -
Olympic Sports

Tim Asher..... 859.257.5903
Coaching Video Coordinator - MBB

Michael Cappelto..... 859.218.6773
Video Board Coordinator

Cliff Matekovich..... 859.257.3252
Video Board Coordinator

Greg Gorham..... 859.257.4087
Production Coordinator

Daniel Boice
Coaching Video Coordinator - WBB

Christian Fiero..... 859.257.3237
Coaching Video Coordinator

Kirk Hanselmann..... 859.323.4515
Creative Content Producer Editor

Sara Sims..... 859.327.0184
Producer/Director

Brandon Carlisle
Cinematographer

SPORTS TURF

Marcus Dean..... 859.257.1451
Sports Turf Manager

Tommy Davis..... 859.257.1451
Sports Turf Associate Manager

Josh Barnes..... 859.257.1451
Sports Turf Manager Assistant

Marcus Elswick..... 859.257.1451
Sports Turf Technician

Dave Thomas..... 859.257.1451
Sports Turf Mechanic

Marcus Dean..... 859.257.1451
Sports Turf Technician

STRATEGIC COMMUNICATIONS

Guy Ramsey..... 859.257.6846
Director of Strategic Communication

Tim Letcher..... 859.257.8502
Website Coordinator

Chet White..... 502.321.9196
Director of Photography

Britney Howard..... 859.537.6302
Athletics Photographer

Quinn Foster
Photography Assistant



**STRENGTH & CONDITIONING/
HIGH PERFORMANCE**

Mark Hill 859.257.2672
Director of Performance/
Head Strength Coach - FB

Corey Edmond 859.257.2672
Director of Performance - FB

Deonte Mack 859.257.2672
Assistant Director of Performance - FB

Jon Hill 859.257.2672
Assistant Strength Coach - FB

Robert Harris 859.257.8080
Head Strength & Conditioning Coach - MBB

Cameron Bird 859.257.8080
Intern Strength & Conditioning Coach - MBB

John Spurlock 859.323.5772
Director of Strength & Conditioning -
Olympic Sports

Ryan DeVriendt 859.323.5772
Asst. Director of Strength & Conditioning -
Olympic Sports

Jeanne Rankin 859.323.5772
Assistant Strength & Conditioning -
Olympic Sports

Steven Wood 859.323.5772
Assistant Strength & Conditioning -
Olympic Sports

Michael Missen 859.323.5772
GA Strength & Conditioning -
Olympic Sports

Alycia Carrillo 859.323.5772
GA Strength & Conditioning -
Olympic Sports

Brenna MacDonald 859.323.5772
GA Strength Coach - Olympic Sports

Chris Morris 859.257.1011
Director of Performance Sciences

Tyler Lindon 859.257.7403
Intern Performance Science

SWIMMING & DIVING

Lars Jorgensen 859.257.7897
Head Coach, Swimming

Ted Hautau 859.257.7940
Head Coach, Diving

Chip Kline 859.257.9131
Associate Head Coach

Derek Perskins 859.257.8879
Associate Head Coach

Mason Norman 859.257.7765
Associate Head Coach

Allison Reed 859.218.1664
Assistant Coach

Emily Lyden 859.257.7944
Director of Operations

Tish Hollingsworth-Gray 859.257.7947
Aquatics Director

MEN'S TENNIS

Cedric Kauffmann 859.257.4478
Head Coach

Matt Emery 859.257.3283
Assistant Coach

WOMEN'S TENNIS

Carlos Drada 859.257.4469
Head Coach

Federico Sabogal 859.257.3881
Assistant Coach

TICKET OFFICE

Kim Irwin 859.257.1818
Associate Director of Ticket Operations

Emily Dent 859.257.1818
Assistant Director of Ticket Operations

Bryan Minrovic 859.257.1818
Ticket Operations Coordinator

Taylor Stapleton 859.257.1818
Ticket Operations Coordinator

Nick Hayden 859.257.1818
Ticket Operations Coordinator

Michael Martin 859.257.1818
Account Executive

TRACK & FIELD/CROSS COUNTRY

Edrick Floreal 859.257.5276
Head Coach - Jumps, Hurdles, Sprints

Hakon DeVries 859.257.5148
Assistant Coach - Women's Cross Country,
Women's Distance

Toby Stevenson 859.257.5816
Assistant Coach - Hurdles, Sprints

Andrew Ninow 859.257.5214
Assistant Coach - Throws

Kayla McQueen 859.218.0005
Director of Operations

Don Weber 859.218.5921
Meet Manager

VOLLEYBALL

Craig Skinner 859.257.2532
Head Coach

Anders Nelson 859.257.2532
Associate Head Coach

Lindsey Gray-Walton 859.257.2532
Assistant Coach

Kristen Sanford 859.257.2532
Director of Operations

Travis Magorien
Volunteer Assistant

RUPP ARENA

Bill Owen 859.233.4567

Cathy Derr 859.233.4567

Carl Hall 859.233.4567

WILDCATS ON THE AIR

TOM LEACH



Play-by-Play Broadcaster

As a high school senior, Tom Leach listed his ultimate career goal “to become the next Voice of the Wildcats.” Almost every broadcaster in Kentucky wants that best seat in Rupp Arena, but the dream came true for Leach. Now, he follows in the footsteps of Cawood Ledford, Ralph Hacker,

Claude Sullivan, Jim Host and the others who have called the games for the Cats.

Leach began his work on the UK Radio Network in 1989 as host of the postgame scoreboard and call-in shows. Eight years later, he was named the play-by-play voice for Kentucky football and he added the basketball responsibilities in 2001. Since then, he’s been named Kentucky Sportscaster of the year five times.

Leach has been at the mic for many memorable moments for UK sports. These include the 2012 national championship for the Kentucky basketball team and an upset of No. 1 LSU on the gridiron in 2007. He’s worked four Final Fours and eight bowl games while covering the Wildcats.

Another Bluegrass tradition is part of Leach’s broadcasting résumé: horse racing. Leach covers racing throughout the year through his association with Keeneland and he is part of the national Westwood One radio network coverage of the Triple Crown.

Leach’s love of sports was passed down from father to son. Alvin Leach was a member of the Lexington Hustlers, a historic semi-pro baseball team.

Tuning into Kentucky basketball games on radio has been a tradition of following the Wildcats since the dawn of the Fabulous Five.

Even today, as Kentucky basketball continues to dominate the state in popularity from Pikeville to Paducah, fans tune into the action all across the United States. Again this year, more than 75 stations will carry each game live, in addition to a live audio stream on UKathletics.com. So whether the Big Blue fans are in Orlando, Florida, or Paducah, Kentucky, they can tune into the largest college basketball radio network in the country.

The network reaches its outer limits thanks to such stations as Clear Channel’s WHAS in Louisville, 840 on the AM dial, or WCKY-AM in Cincinnati, at frequency 1530. Each broadcast also can be heard around the world on UKathletics.com.

Outstanding broadcasters have called Wildcat games through the years. Claude Sullivan spent 19 years (1948-67) behind the microphone describing UK men’s basketball and football games, while the legendary Cawood Ledford called the action for 39 years (1953-92). Ralph Hacker, Ledford’s partner beginning in 1973, took over the play-by-play duties in 1993 before retiring following the 2001 season, an impressive 29-year career. Tom Leach took over for Hacker at the start of the 2001-02 season and begins his 17th season this fall.

The Hustlers team, formed in the 1940s, is believed to be one of the first integrated squads in the south. Leach’s brother, Steve, was a standout quarterback at Georgetown College in the early 1960s. And Leach’s uncle, Billy Hall, received a football scholarship to the University of Kentucky and played under the legendary Paul “Bear” Bryant.

Through his Tom Leach Productions company, Leach also hosts a daily radio show on UK sports, “The Leach Report,” which airs on more than two dozen stations around the state. And Leach is an author, having penned “Rich Tradition,” about Rich Brooks and his revival of the UK football program. Tom Leach Productions also manages Leach’s endorsement partnerships and speaking engagements.

Leach is a 1979 graduate of Bourbon County High School and a 1983 graduate of the University of Kentucky. Leach is married to Robyn Rabbeth, a former anchor for WLEX-TV. They have two children: Connor and Caroline.

MIKE PRATT

Broadcast Analyst



Former two-time All-Southeastern Conference performer and UK Hall of Famer Mike Pratt is in his 17th year as analyst on the UK Radio Network. The former professional ABA player, college and pro coach replaced Sam Bowie, who retired from broadcasting prior to the start of the 2001-02 season.

Pratt joined the network after compiling extensive experience as a broadcaster. He began calling games in 1985 for Creative Sports in Charlotte, North Car-

olina, and prior to returning to the Kentucky sidelines, served as an analyst for NCAA Productions, the Charlotte Hornets Television Network, ESPN and Fox Sports Net South.

Pratt lettered for the Wildcats for three years (1968-70) under Coach Adolph Rupp. In addition to his All-SEC honors, he was a Second Team Converse All-American in 1970, Kentucky’s third Academic All-American and a two-time Academic All-SEC selection. While playing alongside the Cats’ all-time leading scorer, Dan Issel, the 6-foot-4 forward averaged 19.3 points per game as UK finished the season as the nation’s No. 1 team. Pratt finished with 1,359 career points, which still ranks 26th on UK’s all-time list.

After Kentucky, Pratt played two seasons for the ABA’s Kentucky Colonels. He spent three years as an assistant at UNC-Charlotte for Coach Lee Rose, helping guide the 49ers to the 1977 Final Four. He was named head coach at UNCC in 1978 and compiled a 56-52 record there in four seasons. He worked as an NBA scout for seven years and in ’89, became an assistant to Hornets’ coach Gene Littles.

He is a member of the UK Athletics Hall of Fame (2009) and the Kentucky Athletic Hall of Fame (2010).

Pratt currently works in private business in Louisville. He also is on the K Fund staff as a major gifts officer.



Tom Leach and Mike Pratt enter their 17th season with the UK Sports Network.

UK SPORTS NETWORK AFFILIATES

RADIO

| Market | Frequency | Station |
|---------------------|---------------------|-------------|
| Ashland, Ky. | 1340 AM 92.7 FM | WCMI |
| Benton, Ky. | 1290 AM 99.1 FM | WCBL |
| Bowling Green, Ky. | 95.1 FM | WGGC |
| Cadiz, Ky. | 1110 AM 106.5 FM | WKDZ |
| Campbellsville, Ky. | 104.1 FM | WCKQ |
| Cincinnati | 1530 AM | WCKY |
| Columbia, Ky. | 1270 AM 93.5 FM | WAIN |
| Corbin, Ky. | 680 AM 107.3 FM | WCTT |
| Danville, Ky. | 105.1 FM | WRNZ |
| Dry Ridge, Ky. | 106.7 FM | WNRK |
| Elizabethtown, Ky. | 103.5 FM | WAKY |
| Flemingsburg, Ky. | 95.1 FM | WFLE |
| Glasgow, Ky. | 95.1 FM | WGGC |
| Grayson, Ky. | 99.7 FM | WUGO |
| Greenville, Ky. | 105.5 FM | WKYA |
| Hardinsburg, Ky. | 104.3 FM | WXBC |
| Harlan, Ky. | 970 AM 105.1 FM | WTUK WSGS |
| Hazard, Ky. | 101.1 FM | WSGS |
| Henderson, Ky. | 860 AM | WSON |
| Hopkinsville, Ky. | 1230 AM 98.7 FM | WHOP |
| Jamestown, Ky. | 104.9 FM | WJRS |
| Jenkins, Ky. | 94.3 FM | WIFX |
| Lancaster, Ky. | 105.1 FM | WRNZ |
| Leitchfield, Ky. | 104.9 FM | WKHG |
| Lexington, Ky. | 630 AM 98.1 FM | WLAP WBUL |
| London, Ky. | 1400 AM 103.9 FM | WFTG WWEL |
| Louisa, Ky. | 92.3 FM | WZAQ |
| Louisville, Ky. | 840 AM | WHAS |
| Madisonville, Ky. | 93.9 FM | WKTG |
| Mayfield, Ky. | 102.1 FM | WLLE |
| Maysville, Ky. | 1240 AM 95.9 FM | WFTM |
| Monticello, Ky. | 101.7 FM | WKYM |
| Morehead, Ky. | 96.3 FM 107.7 FM | WIVY WKYN |
| Morganfield, Ky. | 101.3 FM | WMSK |
| Nashville, Tenn. | 102.5 FM | WPRT |
| Owensboro, Ky. | 1490 AM 92.5 FM | WOMI WBKR |
| Paducah, Ky. | 94.3 FM | WKYX |
| Paintsville, Ky. | 1490 AM 98.9 FM | WSIP |
| Pikeville, Ky. | 93.1 FM 103.1 FM | WDHR WPKE |
| Prestonburg, Ky. | 1310 AM 95.5 FM | WDOC WQHY |
| Somerset, Ky. | 1240 AM 93.9 FM | WSFC WSEK |
| Whitesburg, Ky. | 103.9 FM | WXKQ |
| Williamsburg, Ky. | 104.3 FM 102.7 FM | WEZJ WEKX |

TELEVISION

| Market | Station |
|----------------------------------|---------|
| Bowling Green, Ky. | WBKO-TV |
| Evansville, Ind. | WTVW-TV |
| Hazard, Ky. | WYMT-TV |
| Huntington, W.Va. | WSAZ-TV |
| Lexington, Ky. | WKYT-TV |
| Louisville, Ky. | WBKI-CW |
| Paducah, Ky./Cape Girardeau, Mo. | WDKA-TV |

CABLE SYSTEMS

Fox Sports Ohio
Fox Sports South
Fox College Sports

COVERING THE CATS

PRINT

Associated Press

Gary Graves
(859) 254-2070
Email: GBGraves@ap.org

Ashland Daily Independent

Aaron Snyder
(606) 326-2600
Email: asnyder@dailyindependent.com

Bluegrass Sports Nation

Ron Hamblin, Rick Blair
(937) 622-3367
Email: news@eastkymedia.com

Corbin Times-Tribune

Les Dixon, Chris Parsons
(606) 528-2464
Email: ldixon@thetimestribune.com

Elizabethtown News-Enterprise

Chuck Jones
(270) 769-1200
Email: cjones@thenewsenrprise.com

The State Journal

John Minor
(502) 227-4556
Email: sports@state-journal.com

Glasgow Daily Times

Scott Wilson
(270) 678-5171 ext. 233
Email: swilson@glasgowdailytimes.com

Harlan Daily Enterprise

John Middleton, John Henson
(606) 573-4510 ext. 111
Email: jmiddleton@heartlandpublications.com

Kentucky Kernel

Chris Leach
(859) 257-1915
sports@kykernel.com

Kentucky New Era

Chris Jung
(270) 886-4444
Email: cjung@kentuckynewera.com

Lexington Herald-Leader

Mat Graf, John Clay, Mark Story,
basketball beat writer Jerry Tipton
(859) 231-3237
Email: mgraf@herald-leader.com;
jtipton@herald-leader.com

Louisville Courier-Journal

Jon Hale, Tim Sullivan, basketball beat writer
Fletcher Page
(502) 582-4361
Email: sports@courier-journal.com

Maysville Ledger-Independent

Evan Dennison
(606) 564-9091 ext. 251
Email: evan.dennison@lee.net

Middlesboro Daily News

Anthony Cloud
(606) 248-1010 ext. 212
Email: acloud@civitasmedia.com

Owensboro Messenger-Inquirer

Jim Pickens
(270) 926-0123
Email: jpickens@messenger-inquirer.com

Paducah Sun

Mike Stunson
(270) 575-8655
Email: sports1@paducahsun.com

Richmond Register

Nathan Hutchinson
(859) 623-1669 ext. 6692
Email: nhutchinson@richmondregister.com

Somerset Commonwealth-Journal

Steve Cornelius
(606) 678-8191
Email: sports@somerset-kentucky.com

Winchester Sun

Casey Castle
(859) 744-3123
Email: casey.castle@winchestersun.com

ONLINE/SPECIALTY

247sports.com

Chris Fisher
Email: c.fish00@gmail.com

AllWildcats.com

(Scout.com Affiliate)
TBA
(859) 629-8158
Email: TBA

A Sea of Blue

(SB Nation Affiliate)
Jason Marcum
(502) 493-9588
Email: aseaoofblue@gmail.com

Big Blue Express

Randy Newman
(859) 582-9943
Email: randy@bigblueexpress.com

Cats Illustrated

(Rivals.com Affiliate)
Justin Rowland, T.J. Walker, Jeff Drummond
(859) 523-0706
Email: jdrumuk@gmail.com

Kentucky Alumni Communications

Jill Smith
(859) 257-8906
Email: jillianne.smith@uky.edu

KentuckySportsReport.com

Lonny Demaree
(859) 236-2551 ext. 253
Email: lonny.demaree@insightbb.com

Kentucky Today

Keith Taylor
(859) 200-9801
Email: keith.taylor@kyforward.com

Nation of Blue

Scott Anderson
(606) 375-6740
Email: scott@nationofblue.com

SEC Country

Kyle Tucker, Joe Mussatto
(859) 537-3265
Email: writerkyle@gmail.com

Sports in Kentucky

Bob Watkins
(270) 396-6126
Email: sportsinky@aol.com

The Cats' Pause

(247sports.com Affiliate)
Darrell Bird, Derek Terry Chris Fisher,
Gary Moyers
(859) 278-3474
Email: dbird@catspause.com

VaughtsViews.com

Larry Vaught
(859) 583-8630
Email: larryvau@gmail.com

Walter's Wildcat World

Walter Cornett
Email: walter@wildcatworld.com

WildcatBlueNation.com

(Fansided Affiliate)
Paul Jordan
(407) 701-7486
Email: pjordan32746@gmail.com

RADIO**Big Blue Insider**

Dick Gabriel, Dick Gabriel
(859) 422-1063
Email: dickgabriel141@gmail.com

Kentucky Sports Radio

Matt Jones, Drew Franklin, Tyler
Thompson, Ryan Lemond
Email:
matt.jones@kentuckysportsradio.com

Larry Glover Live

Larry Glover
(859) 338-8863
Email: larrygloverlive@gmail.com

Tom Leach Productions

Tom Leach
Radio Play-by-Play
(859) 368-8276
Email: tom@tomleachky.com
leachreport@gmail.com

WHAS, 840 AM

Will Clark, Kurt Darling
(502) 479-2060
Email: willclark@whas.com;
kurtdarwin@iheartmedia.com

WHBE, 680 AM

Jason Anderson
(502) 396-6608
Email: jason@espnlouisville.com

WLAP, 630 AM

Tim Ansted
(859) 422-1000
Email: timansted@clearchannel.com

WLW, 700 AM

Bill Dennison
(513) 686-8300
Email: seg@700wlw.com

WLXG, 1300 AM

Mike Cameron, Matthew Laurence
(859) 338-1649
Email: huddle@wlxg.com

WNDA, 1570 AM

Bob Domine
(502) 584-2400
Email: bob@newstalk1570.com

WVLK, 590 AM

Scott Johnson
(859) 253-5942
Email: news@WVLKam.com
scottjohnson@cumulus.com

TV**Red and Blue Review**

Garry Gupton
(502) 594-1100
Email: ggupton@redandbluereview.net

Spectrum Sports

T.J. Beisner, Bradley McKee, Clayton
Abernathy
(502) 357-4773
Email: tj.beisner@twcable.com

WAVE-TV (NBC)

Kent Taylor, Kendrick Haskins, Mike
Hartnett, Brian Winner
(502) 585-2201
(502) 561-4126
(502) 561-4150
Email: sports@wave3.com
ktaylor@wave3.com

WBKO-TV (ABC)

Mike Cleff, Dominique Yates, Chad
Bishop
(270) 781-1313
Email: sports@wbko.com
mike.cleff@wbko.com
dominique.yates@wbko.com
chad.bishop@wbko.com

WCPO-TV (ABC)

John Popovich
(513) 852-4078
Email: jpopovich@wcpo.com

WDRB-TV (Fox)

Tom Lane, John Lewis, Rick Bozich, Eric
Crawford, Mike Lacett, Katie George
(502) 561-7704
Email: tlane@wdrb.com
jlewis@wdrb.com
rbozich@wdrb.com
ecrawford@wdrb.com
mlacett@wdrb.com
kgeorge@wdrb.com

WHAS-TV (ABC)

Kent Spencer, Whitney Harding
(502) 582-7252
Email: kspencer@whas11.com
wharding@whas11.com

WKRC-TV (CBS)

Brad Johansen, Richard Skinner
(513) 763-5500
Email: bjohansen@local12.com

WKYT-TV (CBS)

Brian Milam, Dave Baker, Lee K.
Howard, Steve Moss
(859) 299-0411
Email: sportstip@wkyt.com
brian.milam@wkyt.com
lkhoward@wkyt.com
steve.moss@wkyt.com
dave.baker@wkyt.com

WLEX-TV (NBC)

Alan Cutler, Keith Farmer, Dorian Craft
(859) 381-1801
Email: acutler@lex18.com
kfarmer@lex18.com
dcraft@lex18.com

WLKY-TV (CBS)

Fred Cowgill, Dan Koob, Natalie Grise
(502) 891-4920
(502) 891-4917
Email: fcowgill@wlky.com
ngrise@hearst.com

WLWT-TV (NBC)

George Vogel, Derek Forrest, Elise
Jesse
(513) 412-5089
Email: georgevogel@wlwt.com
dforrest@hearst.com
ejesse@hearst.com

WOWK-TV (CBS)

Drew Goldfarb
(304) 720-6550
Email: dgoldfarb@wowktv.com

WPSD-TV (NBC)

Jeff Bidwell, Adam Wells, Justin
Beasley
(270) 415-1993
Email: Jbidwell@wpsdlocal6.com

WSAZ-TV (NBC)

Keith Morehouse, Brad Myers
(304) 697-4780
Email: keith.morehouse@wsaz.com
brad.myers@wsaz.com

WTVQ-TV (ABC)


Alex Risen, Bryan Kennedy
(859) 299-3636
Email: arisen@wtvq.com

WXIX-TV (Fox)

Joe Dannenan, Jeremy Rauch,
Betsy Ross
(513) 562-3727
Email: 19sports@fox19.com

WYMT-TV (CBS)

Josh McKinney
(606) 436-5757
Email:
josh.mckinney@wymtnews.com





embrace
FAMILY

THRIVING UNDER PRESSURE ... EVERYBODY'S SUPER BOWL ... COLLEGE BASKETBALL'S BIGGEST STAGE
MY BROTHER'S KEEPER ... HAVING A KIND HEART ... NOTHING IS GIVEN ... FINAL FOURS ... CUTTING DOWN NETS ...
I COLLEGE BASKETBALL HISTORY ... THE KENTUCKY EFFECT ... SUCCEED AND PROCEED ... GRADUATION
S ... NBA ALL-STARS AND MVPS ... NBA WORLD CHAMPIONS ... LA FAMILIA ... RECRUITING THE BEST
SWAGGER ... THRIVING UNDER PRESSURE ... EVERYBODY'S SUPER BOWL ... COLLEGE BASKETBALL'S
MY BROTHER'S KEEPER ... HAVING A KIND HEART ... NOTHING IS GIVEN ... FINAL FOURS ... CUTTING DOWN NETS ...
I COLLEGE BASKETBALL HISTORY ... THE KENTUCKY EFFECT ... SUCCEED AND PROCEED ... GRADUATION
S ... NBA ALL-STARS AND MVPS ... NBA WORLD CHAMPIONS ... LA FAMILIA ... RECRUITING THE BEST
SWAGGER ... THRIVING UNDER PRESSURE ... EVERYBODY'S SUPER BOWL ... COLLEGE BASKETBALL'S
MY BROTHER'S KEEPER ... HAVING A KIND HEART ... NOTHING IS GIVEN ... FINAL FOURS ... CUTTING DOWN NETS ...
I COLLEGE BASKETBALL HISTORY ... THE KENTUCKY EFFECT ... SUCCEED AND PROCEED ... GRADUATION
S ... TOP-RANKED RECRUITING CLASSES ... THE GOLD STANDARD ... BIG BLUE MADNESS ... SWAGGER
UNRIVALED EXPOSURE ... ADVERSITY ... SOCIAL MEDIA ... THE GRIND ... YOUTH ... MY BROTHER'S KEEPER
HANGING BANNERS IN RUPP ARENA ... EIGHT NATIONAL CHAMPIONSHIPS ... MOST ALL-TIME WINS
... CHASING YOUR DREAMS ... DRAFT NIGHT ... THE SUCCESS RATE ... CHANGING LIVES ... LOTTERY PICKS
OF THE BEST ... TOP-RANKED RECRUITING CLASSES ... THE GOLD STANDARD ... BIG BLUE MADNESS
S BIGGEST STAGE ... UNRIVALED EXPOSURE ... ADVERSITY ... SOCIAL MEDIA ... THE GRIND ... YOUTH
NETS ... HANGING BANNERS IN RUPP ARENA ... EIGHT NATIONAL CHAMPIONSHIPS ... MOST ALL-TIME WINS
THRIVING UNDER PRESSURE ... EVERYBODY'S SUPER BOWL ... COLLEGE BASKETBALL'S BIGGEST STAGE
MY BROTHER'S KEEPER ... HAVING A KIND HEART ... NOTHING IS GIVEN ... FINAL FOURS ... CUTTING DOWN NETS
I COLLEGE BASKETBALL HISTORY ... THE KENTUCKY EFFECT ... SUCCEED AND PROCEED ... GRADUATION
S ... NBA ALL-STARS AND MVPS ... NBA WORLD CHAMPIONS ... LA FAMILIA ... RECRUITING THE BEST
SWAGGER ... THRIVING UNDER PRESSURE ... EVERYBODY'S SUPER BOWL ... COLLEGE BASKETBALL'S
MY BROTHER'S KEEPER ... HAVING A KIND HEART ... NOTHING IS GIVEN ... FINAL FOURS ... CUTTING DOWN NETS ...
I COLLEGE BASKETBALL HISTORY ... THE KENTUCKY EFFECT ... SUCCEED AND PROCEED ... GRADUATION
S ... NBA ALL-STARS AND MVPS ... NBA WORLD CHAMPIONS ... LA FAMILIA ... RECRUITING THE BEST
SWAGGER ... THRIVING UNDER PRESSURE ... EVERYBODY'S SUPER BOWL ... COLLEGE BASKETBALL'S
MY BROTHER'S KEEPER ... HAVING A KIND HEART ... NOTHING IS GIVEN ... FINAL FOURS ... CUTTING DOWN NETS
I COLLEGE BASKETBALL HISTORY ... THE KENTUCKY EFFECT ... SUCCEED AND PROCEED ... GRADUATION
S ... TOP-RANKED RECRUITING CLASSES ... THE GOLD STANDARD ... BIG BLUE MADNESS ... SWAGGER
UNRIVALED EXPOSURE ... ADVERSITY ... SOCIAL MEDIA ... THE GRIND ... YOUTH ... MY BROTHER'S KEEPER
HANGING BANNERS IN RUPP ARENA ... EIGHT NATIONAL CHAMPIONSHIPS ... MOST ALL-TIME WINS
... CHASING YOUR DREAMS ... DRAFT NIGHT ... THE SUCCESS RATE ... CHANGING LIVES ... LOTTERY PICKS
OF THE BEST ... TOP-RANKED RECRUITING CLASSES ... THE GOLD STANDARD ... BIG BLUE MADNESS
S BIGGEST STAGE ... UNRIVALED EXPOSURE ... ADVERSITY ... SOCIAL MEDIA ... THE GRIND ... YOUTH
NETS ... HANGING BANNERS IN RUPP ARENA ... EIGHT NATIONAL CHAMPIONSHIPS ... MOST ALL-TIME WINS



2017-18 WILDCATS

TV CHART



0 GUARD

Quade Green
6-0 | 180 | Freshman
Philadelphia | Neumann-Goretti



1 FORWARD

Sacha Killeya-Jones
6-10 | 221 | Sophomore
Chapel Hill, N.C. | Virginia Episcopal



2 FORWARD

Jarred Vanderbilt
6-9 | 214 | Freshman
Houston | Victory Prep Academy



3 GUARD

Hamidou Diallo
6-5 | 198 | RS-Freshman
Queens, N.Y. | Putnam Science Academy



4 FORWARD

Nick Richards
6-11 | 240 | Freshman
Kingston, Jamaica | The Patrick School



5 FORWARD

Kevin Knox
6-9 | 215 | Freshman
Tampa, Fla. | Tampa Catholic




10 GUARD

Jonny David
6-2 | 183 | Junior
Pittsburgh | Mt. Lebanon



12 GUARD

Brad Calipari
6-0 | 176 | Sophomore
Franklin Lakes, N.J. | MacDuffie School



13 GUARD

Jemarl Baker
6-4 | 182 | Freshman
Menifee, Calif. | Eleanor Roosevelt



14 FORWARD

Tai Wynyard
6-10 | 250 | RS-Sophomore
Auckland, New Zealand | Rangitoto College




22 GUARD

Shai Gilgeous-Alexander
6-6 | 180 | Freshman
Hamilton, Canada | Hamilton Heights



25 FORWARD

PJ Washington
6-7 | 236 | Freshman
Dallas | Findlay Prep



30 GUARD

Dillon Pulliam
6-3 | 195 | RS-Junior
Cynthiana, Ky. | Transylvania University



32 FORWARD

Wenyen Gabriel
6-9 | 205 | Sophomore
Manchester, N.H. |
Wilbraham & Monson Academy



HEAD COACH

John Calipari
Clarion, 1982



ASSOCIATE HC

Kenny Payne
Louisville, 2003



ASSISTANT COACH

Tony Barbee
UMass, 1993



ASSISTANT COACH

Joel Justus
UNC Wilmington, 2004



SPECIAL ASST.

John Robic
Denison, 1986

2017-18 ROSTER

NUMERICAL

| NO. | NAME | POS. | HT. | WT. | CL. | HOMETOWN (PREVIOUS SCHOOL) |
|-----|-------------------------|------|------|-----|--------|---|
| 0 | Quade Green | G | 6-0 | 180 | Fr. | Philadelphia (Neumann-Goretti) |
| 1 | Sacha Killeya-Jones | F | 6-10 | 221 | So. | Chapel Hill, N.C. (Virginia Episcopal) |
| 2 | Jarred Vanderbilt | F | 6-9 | 214 | Fr. | Houston (Victory Prep Academy) |
| 3 | Hamidou Diallo | G | 6-5 | 198 | RS Fr. | Queens, N.Y. (Putnam Science Academy) |
| 4 | Nick Richards | F | 6-11 | 240 | Fr. | Kingston, Jamaica (The Patrick School) |
| 5 | Kevin Knox | F | 6-9 | 215 | Fr. | Tampa, Fla. (Tampa Catholic) |
| 10 | Jonny David | G | 6-2 | 183 | Jr. | Pittsburgh (Mt. Lebanon) |
| 12 | Brad Calipari | G | 6-0 | 176 | So. | Franklin Lakes, N.J. (MacDuffie School) |
| 13 | Jemarl Baker | G | 6-4 | 182 | Fr. | Menifee, Calif. (Eleanor Roosevelt) |
| 14 | Tai Wynyard | F | 6-10 | 250 | RS So. | Auckland, New Zealand (Rangitoto College) |
| 22 | Shai Gilgeous-Alexander | G | 6-6 | 180 | Fr. | Hamilton, Canada (Hamilton Heights) |
| 25 | PJ Washington | F | 6-7 | 236 | Fr. | Dallas (Findlay Prep) |
| 30 | Dillon Pulliam | G | 6-3 | 195 | RS Jr. | Cynthiana, Ky. (Transylvania University) |
| 32 | Wenyen Gabriel | F | 6-9 | 205 | So. | Manchester, N.H. (Wilbraham & Monson Academy) |

ALPHABETICAL

| NO. | NAME | POS. | HT. | WT. | CL. | HOMETOWN (PREVIOUS SCHOOL) |
|-----|-------------------------|------|------|-----|--------|---|
| 13 | Jemarl Baker | G | 6-4 | 182 | Fr. | Menifee, Calif. (Eleanor Roosevelt) |
| 12 | Brad Calipari | G | 6-0 | 176 | So. | Franklin Lakes, N.J. (MacDuffie School) |
| 10 | Jonny David | G | 6-2 | 183 | Jr. | Pittsburgh (Mt. Lebanon) |
| 3 | Hamidou Diallo | G | 6-5 | 198 | RS Fr. | Queens, N.Y. (Putnam Science Academy) |
| 22 | Wenyen Gabriel | F | 6-9 | 205 | So. | Manchester, N.H. (Wilbraham & Monson Academy) |
| 32 | Shai Gilgeous-Alexander | G | 6-6 | 180 | Fr. | Hamilton, Canada (Hamilton Heights) |
| 0 | Quade Green | G | 6-0 | 180 | Fr. | Philadelphia (Neumann-Goretti) |
| 1 | Sacha Killeya-Jones | F | 6-10 | 221 | So. | Chapel Hill, N.C. (Virginia Episcopal) |
| 5 | Kevin Knox | F | 6-9 | 215 | Fr. | Tampa, Fla. (Tampa Catholic) |
| 30 | Dillon Pulliam | G | 6-3 | 195 | RS Jr. | Cynthiana, Ky. (Transylvania University) |
| 4 | Nick Richards | F | 6-11 | 240 | Fr. | Kingston, Jamaica (The Patrick School) |
| 2 | Jarred Vanderbilt | F | 6-9 | 214 | Fr. | Houston (Victory Prep Academy) |
| 25 | PJ Washington | F | 6-7 | 236 | Fr. | Dallas (Findlay Prep) |
| 14 | Tai Wynyard | F | 6-10 | 250 | RS So. | Auckland, New Zealand (Rangitoto College) |

Head Coach:

John Calipari (Clarion, 1982)

Associate Head Coach:

Kenny Payne (Louisville, 2003)

Assistant Coaches:

Tony Barbee (UMass, 1993)

Joel Justus (UNC Wilmington, 2004)

Special Asst. to the Head Coach:

John Robic (Denison, 1986)

Associate AD/Basketball Operations:

Chris Woolard (UCLA, 1997)

Director of Basketball Admin.:

Will Barton (Kentucky, 2013)

Strength Coach:

Robert Harris (Kentucky State, 2009)

Athletic Trainer:

Chris Simmons (Memphis, 2002)

Equipment Manager:

Mark Evans (Kentucky, 2013)

WILDCATS BY STATE**California (1)**

Jemarl Baker (Menifee)

Florida (1)

Kevin Knox (Tampa)

Kentucky (1)

Dillon Pulliam (Cynthiana)

New Hampshire (1)

Wenyen Gabriel (Manchester)

New Jersey (1)

Brad Calipari (Franklin Lakes)

New York (1)

Hamidou Diallo (Queens)

North Carolina (1)

Sacha Killeya-Jones (Chapel Hill)

Pennsylvania (2)

Jonny David (Pittsburgh)

Quade Green (Philadelphia)

Texas (2)

Jarred Vanderbilt (Houston)

PJ Washington (Dallas)

WILDCATS BY COUNTRY**Canada (1)**Shai Gilgeous-Alexander
(Hamilton, Canada)**Jamaica (1)**

Nick Richards (Kingston)

New Zealand (1)

Tai Wynyard (Auckland)

WILDCATS BY CLASS**Juniors (2)**

Jonny David

Dillon Pulliam (RS)

Sophomores (4)

Brad Calipari

Wenyen Gabriel

Sacha Killeya-Jones

Tai Wynyard (RS)

Freshmen (8)

Jemarl Baker

Hamidou Diallo (RS)

Shai Gilgeous-Alexander

Quade Green

Kevin Knox

Nick Richards

Jarred Vanderbilt

PJ Washington

PRONUNCIATION GUIDE**JEMARL Baker** (Jamal)**HAMIDOU DIALLO** (ha-MUH-dew) (DEE-ah-low)**Brad/John CALIPARI** (cal-uh-PEAR-ee)**WENYEN Gabriel** (when-yen)**SHAI GILGEOUS-Alexander** (Shay) (GILL-juss)**QUADE Green** (KWAH-DAY)**SACHA KILLEYA-Jones** (sah-SHA) (kuh-LEE-uh)**TAI WYNYARD** (tie) (win-YARD)**WILDCATS BY HEIGHT****Nick Richards** 6-11**Sacha Killeya-Jones** 6-10**Tai Wynyard** 6-10**Wenyen Gabriel** 6-9**Kevin Knox** 6-9**Jarred Vanderbilt** 6-9**PJ Washington** 6-7**Shai Gilgeous-Alexander** 6-6**Hamidou Diallo** 6-5**Jemarl Baker** 6-4**Dillon Pulliam** 6-3**Jonny David** 6-2**Brad Calipari** 6-0**Quade Green** 6-0

#12 BRAD CALIPARI



6-0 | 176 | Sophomore | Guard
Franklin Lakes, N.J. | MacDuffie School

2016-17

Averaged 14.3 points, 6.5 assists and 3.3 rebounds a game in four games during an international basketball trip with Global Sports Academy in Croatia ... Made 15 appearances in his freshman season, scoring eight points with three rebounds and two 3-pointers ... Appeared in 12 of the first 15 games of the season ... Played five minutes vs. Texas A&M at home, grabbing one rebound ... Logged three minutes vs. Valparaiso, hitting one of two 3-point attempts ... Made his first career 3-pointer vs. Arizona State in addition to a rebound and an assist in four minutes of play ... Played a career-high eight minutes vs. Cleveland State and recorded a block ... Registered the first points of his career vs. Canisius at the free-throw line.

HIGH SCHOOL

Joined Kentucky after a productive final season at the MacDuffie School in Massachusetts ... The 6-foot guard spent his last two seasons at MacDuffie after starting his high school career at Lexington Christian Academy ... Developed into a sharpshooter during his final season at MacDuffie, where he shot a team-high 47 percent from behind the 3-point line ... Averaged 15.3 points, 3.6 assists and 2.6 rebounds per game as a senior ... Finished his career as a 1,000-point scorer ... Was the MVP of the 2016 HoopHall Classic ... Chosen for the 2016 Kentucky Derby Festival Basketball Classic, where he scored nine points on three 3-pointers to go along

CAT SCRATCHES

FULL NAME:Bradley Vincent Calipari
 TWITTER:..... @bradcalipari
 INSTAGRAM: @brad.calipari
 PARENTS:John and Ellen Calipari
 PLACE OF BIRTH:..... Franklin Lakes, N.J.
 HIGH SCHOOL COACH:..... Jaque Riveria
 HIGH SCHOOL MASCOT:Mustangs
 Major: Pre-Marketing





| 2016-17 | | | | | | | | | | | | |
|---------|-----------------------------|-----|------|-------|------|-------|----|---|----|-----|-----|-----|
| DATE | OPPONENT | MIN | FG-A | 3PT-A | FT-A | O-D-T | PF | A | TO | BLK | STL | PTS |
| N. 11 | STEPHEN F. AUSTIN | 2 | 0-0 | 0-0 | 0-0 | 0-0-0 | 0 | 0 | 0 | 0 | 0 | 0 |
| N. 13 | CANISIUS | 3 | 0-0 | 0-0 | 2-3 | 0-0-0 | 0 | 0 | 1 | 0 | 0 | 2 |
| N. 15 | vs. Michigan St. [New York] | 2 | 0-1 | 0-1 | 0-0 | 0-0-0 | 0 | 0 | 0 | 0 | 0 | 0 |
| N. 20 | DUQUESNE | 3 | 0-0 | 0-0 | 0-0 | 0-1-1 | 0 | 0 | 0 | 0 | 0 | 0 |
| N.23 | CLEVELAND STATE | 8 | 0-3 | 0-3 | 0-0 | 0-0-0 | 0 | 0 | 1 | 1 | 0 | 0 |
| N.25 | UT MARTIN | 5 | 0-2 | 0-2 | 0-2 | 0-0-0 | 1 | 0 | 0 | 0 | 0 | 0 |
| N.28 | vs. Arizona St. [Bahamas] | 4 | 1-3 | 1-2 | 0-0 | 0-1-1 | 0 | 1 | 0 | 0 | 0 | 3 |
| D. 7 | VALPARAISO | 3 | 1-2 | 1-2 | 0-0 | 0-0-0 | 0 | 0 | 0 | 0 | 0 | 3 |
| D. 11 | vs. Hofstra [Brooklyn] | 3 | 0-1 | 0-1 | 0-0 | 0-0-0 | 2 | 0 | 0 | 0 | 0 | 0 |
| D. 29 | at Ole Miss | 1 | 0-0 | 0-0 | 0-0 | 0-0-0 | 0 | 0 | 0 | 0 | 0 | 0 |
| J. 3 | TEXAS A&M | 5 | 0-1 | 0-1 | 0-0 | 1-0-0 | 0 | 0 | 0 | 0 | 0 | 0 |
| J. 7 | ARKANSAS | 2 | 0-0 | 0-0 | 0-0 | 0-0-0 | 0 | 0 | 0 | 0 | 0 | 0 |
| J. 21 | SOUTH CAROLINA | 1 | 0-0 | 0-0 | 0-0 | 0-0-0 | 0 | 0 | 0 | 0 | 0 | 0 |
| F. 14 | TENNESSEE | 2 | 0-0 | 0-0 | 0-0 | 0-0-0 | 0 | 0 | 0 | 0 | 0 | 0 |
| M. 12 | vs. Arkansas [SEC] | 1 | 0-0 | 0-0 | 0-0 | 0-0-0 | 0 | 0 | 0 | 0 | 0 | 0 |

| CAREER HIGHS | | |
|--------------|----------|----------------------------|
| | Opponent | Date |
| Points | 3 | twice |
| FG Made | 1 | twice |
| FG Atts | 3 | twice |
| 3FG Made | 1 | twice |
| 3FG Atts | 3 | CLEVELAND STATE 11/23/16 |
| FT Made | 2 | CANISIUS 11/13/16 |
| FT Atts | 3 | CANISIUS 11/13/16 |
| Rebounds | 1 | three times |
| Assists | 1 | vs. Arizona State 11/28/16 |
| Steals | | |
| Blocks | 1 | CLEVELAND STATE 11/23/16 |
| Minutes | 8 | CLEVELAND STATE 11/23/16 |

with four rebounds ... In January, played against UK teammate Wenyen Gabriel and scored 17 points on five made 3-pointers, while leading his team to a 69-61 victory over Gabriel's squad from Wilbraham and Monson Academy (Massachusetts) ... Also played golf ... Earned academic honors for art, specializing in drawing.

PERSONAL
Born Nov. 11 in Franklin Lakes, New Jersey ... Major is pre-marketing ... The son of John and Ellen Calipari ... Has two older sisters, Erin and Megan ... His definition of a true hero is anyone who is a servant leader ... Lists SpongeBob SquarePants as his favorite show ... His father is the most influential person in his life ... Chose Kentucky over UMass.

| CALIPARI'S CAREER STATS | | | | | | | | | | | | | | | |
|-------------------------|-------------|---------------|-------------|-------------|-------------|-------------|------------|-------------|--------------|------------|----------|----------|----------|----------|--------------|
| YEAR | GP-S | MIN.-AVG. | FG-A | PCT. | 3FG-A | PCT. | FT-A | PCT. | REB.-AVG. | PF-D | A | TO | BLK | STL | PTS.-AVG |
| 2016-17 | 15-0 | 45-3.0 | 2-13 | .154 | 2-12 | .167 | 2-5 | .400 | 3-0.2 | 3-0 | 1 | 2 | 1 | 0 | 8-0.5 |
| TOTAL | 15-0 | 45-3.0 | 2-13 | .154 | 2-12 | .167 | 2-5 | .400 | 3-0.2 | 3-0 | 1 | 2 | 1 | 0 | 8-0.5 |

10 JONNY
DAVID



6-2 | 183 | Junior | Guard
Pittsburgh | Mt. Lebanon

2016-17

SEC Academic Honor Roll member ... Dean's List in fall 2016 ... Appeared in seven games as a sophomore, totaling five points ... Made appearances in five of the first seven games ... Best game at UK was vs. Texas A&M with a career-high five points in two minutes of action vs. the Aggies in Rupp Arena ... Made a 3-pointer, the first field goal of his career, in addition to two free throws vs. Texas A&M ... Logged a career-high three minutes vs. Cleveland State with one field-goal attempt.

2015-16

SEC First-Year Academic Honor Roll member ... Appeared in 11 games during his freshman campaign ... Played in a season-high two minutes in games against NJIT and Georgia ... Made his NCAA Tournament debut in UK's victory over Stony Brook in the first round ... Drained his only two free-throw attempts of the season in a win over South Florida.

HIGH SCHOOL

A graduate and four-year letterwinner for Mount Lebanon High School ... He averaged 18.5 points per game in his senior year ... A 6-foot-2 guard earned all-state honors while leading Mount Lebanon to a sectional championship ... A prolific 3-point shooter, David was a 1,000-point scorer during his career at Mount Lebanon ... Was a two-time all-section honoree ... Appeared in the Hoops for a Cure All-Star game ... Also was a member of

CAT SCRATCHES

FULL NAME:Jonathan David
 TWITTER:..... @j david010
 INSTAGRAM: @j david010
 PARENTS: Joseph and Sandi David
 PLACE OF BIRTH:..... Pittsburgh
 HIGH SCHOOL COACH:..... Joseph David
 HIGH SCHOOL MASCOT:Blue Devils
 Major: Kinesiology



| 2015-16 | | | | | | | | | | | | |
|---------|------------------------|-----|------|-------|------|-------|----|---|----|-----|-----|-----|
| DATE | OPPONENT | MIN | FG-A | 3PT-A | FT-A | O-D-T | PF | A | TO | BLK | STL | PTS |
| N. 14 | NJIT | 2 | 0-0 | 0-0 | 0-0 | 0-0-0 | 0 | 0 | 0 | 0 | 0 | 0 |
| N. 24 | BOSTON | 1 | 0-0 | 0-0 | 0-0 | 0-0-0 | 0 | 0 | 0 | 0 | 0 | 0 |
| N. 27 | vs. USF [Miami] | 1 | 0-0 | 0-0 | 2-2 | 0-0-0 | 0 | 0 | 0 | 0 | 0 | 2 |
| D. 12 | ARIZONA STATE | 1 | 0-1 | 0-1 | 0-0 | 0-0-0 | 0 | 0 | 1 | 0 | 0 | 0 |
| J. 16 | at Auburn | 0+ | 0-0 | 0-0 | 0-0 | 0-0-0 | 0 | 0 | 0 | 0 | 0 | 0 |
| J. 21 | at Arkansas | 0+ | 0-0 | 0-0 | 0-0 | 0-0-0 | 0 | 0 | 0 | 0 | 0 | 0 |
| J. 27 | MISSOURI | 1 | 0-1 | 0-1 | 0-0 | 0-0-0 | 1 | 0 | 0 | 0 | 0 | 0 |
| F. 9 | GEORGIA | 2 | 0-0 | 0-0 | 0-0 | 0-0-0 | 0 | 0 | 0 | 0 | 0 | 0 |
| F. 18 | TENNESSEE | 1 | 0-0 | 0-0 | 0-0 | 0-0-0 | 0 | 0 | 0 | 0 | 0 | 0 |
| F. 27 | at Vanderbilt | 1 | 0-0 | 0-0 | 0-0 | 0-0-0 | 0 | 0 | 0 | 0 | 0 | 0 |
| M. 17 | vs. Stony Brook [NCAA] | 1 | 0-0 | 0-0 | 0-0 | 0-0-0 | 0 | 0 | 0 | 0 | 0 | 0 |

| 2016-17 | | | | | | | | | | | | |
|---------|-----------------------------|-----|------|-------|------|-------|----|---|----|-----|-----|-----|
| DATE | OPPONENT | MIN | FG-A | 3PT-A | FT-A | O-D-T | PF | A | TO | BLK | STL | PTS |
| N. 13 | CANISIUS | 2 | 0-0 | 0-0 | 0-2 | 0-0-0 | 0 | 0 | 0 | 0 | 0 | 0 |
| N. 20 | DUQUESNE | 2 | 0-0 | 0-0 | 0-0 | 0-0-0 | 0 | 0 | 2 | 0 | 0 | 0 |
| N. 23 | CLEVELAND STATE | 3 | 0-1 | 0-0 | 0-0 | 0-0-0 | 0 | 0 | 0 | 0 | 0 | 0 |
| N.25 | UT MARTIN | 1 | 0-0 | 0-0 | 0-0 | 0-0-0 | 0 | 0 | 1 | 0 | 0 | 0 |
| N. 28 | vs. Arizona State [Bahamas] | 1 | 0-0 | 0-0 | 0-0 | 0-0-0 | 0 | 0 | 0 | 0 | 0 | 0 |
| J. 3 | TEXAS A&M | 2 | 1-1 | 1-1 | 2-2 | 0-0-0 | 0 | 0 | 0 | 0 | 0 | 5 |
| J. 7 | ARKANSAS | 0+ | 0-0 | 0-0 | 0-0 | 0-0-0 | 0 | 0 | 0 | 0 | 0 | 0 |

the Roundball Classic All-Star game ... An honor-roll student, he was a member of his high school's honor society ... Coached by his father, Joe.

PERSONAL

Son of Joseph and Sandi David ... Major is kinesiology ... Born Nov. 7 in Pittsburgh Father was a basketball letterwinner for the University of Pittsburgh ... Has two brothers, Justin and Jeremy, and a sister, Samantha ... Brother Justin played basketball

| CAREER HIGHS | | |
|--------------|-------------------|----------|
| | Opponent | Date |
| Points | 5 TEXAS A&M | 1/3/17 |
| FG Made | 1 TEXAS A&M | 1/3/17 |
| FG Atts | 1 four times | |
| 3FG Made | 1 TEXAS A&M | 1/3/17 |
| 3FG Atts | 1 three times | |
| FT Made | 2 twice | |
| FT Atts | 2 three times | |
| Rebounds | | |
| Assists | | |
| Steals | | |
| Blocks | | |
| Minutes | 3 CLEVELAND STATE | 11/23/16 |

for South Florida ... Most memorable moment as a basketball player was hitting the game-winning shot on senior night to win the sectional championship ... Chose No. 10 because he has always worn it ... Pregame superstitions include listening to music and relaxing ... Biggest influences in life are his parents and brothers who also played basketball ... Wanted to be a physical therapist growing up.

DAVID'S CAREER STATS

| YEAR | GP-S | MIN.-AVG. | FG-A | PCT. | 3FG-A | PCT. | FT-A | PCT. | REB.-AVG. | PF-D | A | TO | BLK | STL | PTS.-AVG |
|--------------|-------------|---------------|------------|-------------|------------|-------------|------------|-------------|--------------|------------|----------|----------|----------|----------|--------------|
| 2015-16 | 11-0 | 11-1.0 | 0-2 | .000 | 0-2 | .000 | 2-2 | 1.000 | 0-0.0 | 1-0 | 0 | 1 | 0 | 0 | 2-0.2 |
| 2016-17 | 7-0 | 11-1.6 | 1-2 | .500 | 1-1 | 1.000 | 2-4 | .500 | 0-0.0 | 0-0 | 0 | 3 | 0 | 0 | 5-0.7 |
| TOTAL | 18-0 | 22-1.2 | 1-4 | .250 | 1-3 | .333 | 4-6 | .667 | 0-0.0 | 1-0 | 0 | 4 | 0 | 0 | 7-0.4 |

32 WENYEN
GABRIEL



6-9 | 205 | Sophomore | Forward
Manchester, N.H.
Wilbraham & Monson Academy

2016-17

Appeared in all 38 games and made 23 starts ... Averaged 4.6 points and 4.8 rebounds in 17.8 minutes per game ... His 4.8 rebounds ranked fourth on the team ... Utilized a 40.5 percent field-goal clip, including a 31.7 percent clip from behind the arc ... Scored in double figures in seven games, including a career-high 23-point performance in a win over LSU ... Had two double-figure rebounding efforts and led the team in blocks in 11 games ... Hauled in four or more rebounds in 24 games ... Had six points, five rebounds and a block in a win at Missouri ... His 23-point performance against LSU began a 14-game winning streak for the Wildcats ... In that game he also hauled in eight rebounds and had two assists while connecting on a career-high three 3-pointers ... Had back-to-back double-digit scoring efforts in wins at Mississippi State and at home against eventual Final Four participant South Carolina ... Against the Bulldogs, he also added eight rebounds and a career-high tying three blocks ... Hauled in a regular-season team-high 16 boards vs.

Auburn while also contributing six points and a pair of blocks ... It was the most rebounds by a Wildcat since Julius Randle had 16 vs. LSU on March 14, 2014 ... Scored 10 points and had seven rebounds and four assists in a win over Arizona State in the Bahamas ... Logged 15 points and six rebounds against UT Martin ... Began a three-game stretch of double-figure scoring with 10 points against Cleveland State ... In that game with the Vikings, he also

CAT SCRATCHES

FULL NAME: Wenyen Gabriel
TWITTER:..... @WenyenGabriel
INSTAGRAM: @rcg_upman
PARENTS: Rebecca Gak and Makuar Gob
PLACE OF BIRTH:..... Khartoum, Sudan
HIGH SCHOOL COACH:..... Mike Mannix
HIGH SCHOOL MASCOT: Titans
Major: Pre-Communication



| 2016-17 | | | | | | | | | | | | |
|---------|-----------------------------|-----|------|-------|------|---------|----|---|----|-----|-----|-----|
| DATE | OPPONENT | MIN | FG-A | 3PT-A | FT-A | O-D-T | PF | A | TO | BLK | STL | PTS |
| N. 11 | STEPHEN F. AUSTIN | 18 | 5-6 | 0-1 | 0-1 | 0-2-2 | 2 | 0 | 0 | 0 | 2 | 10 |
| N. 13 | CANISIUS | 17 | 1-4 | 1-3 | 0-0 | 2-1-3 | 3 | 0 | 0 | 0 | 0 | 3 |
| N. 15 | vs. Michigan St. [New York] | 24 | 1-2 | 0-1 | 2-2 | 3-3-6 | 3 | 2 | 0 | 1 | 3 | 4 |
| N. 20 | DUQUESNE | 22 | 3-5 | 0-1 | 2-2 | 3-3-6 | 2 | 0 | 1 | 1 | 0 | 8 |
| N. 23 | CLEVELAND STATE | 26 | 4-8 | 1-3 | 1-3 | 4-6-10 | 4 | 6 | 1 | 1 | 0 | 10 |
| N. 25 | UT MARTIN | 28 | 4-6 | 1-1 | 6-6 | 2-4-6 | 4 | 1 | 2 | 0 | 0 | 15 |
| N. 28 | vs. Arizona State [Bahamas] | 20 | 5-11 | 0-1 | 0-0 | 3-4-7 | 2 | 4 | 1 | 2 | 0 | 10 |
| D. 3 | UCLA | 17 | 1-2 | 0-1 | 0-0 | 5-3-8 | 1 | 0 | 2 | 0 | 0 | 2 |
| D. 7 | VALPARAISO | 19 | 1-3 | 0-1 | 1-1 | 1-5-6 | 4 | 1 | 2 | 3 | 0 | 3 |
| D. 11 | vs. Hofstra [Brooklyn] | 13 | 1-2 | 0-1 | 0-0 | 1-3-4 | 3 | 1 | 1 | 0 | 0 | 2 |
| D. 17 | vs. N. Carolina [Las Vegas] | 21 | 1-3 | 0-1 | 2-3 | 3-3-6 | 3 | 0 | 2 | 1 | 0 | 4 |
| D. 21 | at Louisville | 12 | 0-2 | 0-1 | 2-2 | 3-4-7 | 3 | 0 | 0 | 2 | 1 | 2 |
| D. 29 | at Ole Miss | 14 | 1-2 | 0-0 | 0-0 | 1-2-3 | 3 | 2 | 0 | 2 | 1 | 2 |
| J. 3 | TEXAS A&M | 23 | 1-4 | 1-2 | 2-2 | 2-2-4 | 3 | 0 | 0 | 0 | 0 | 5 |
| J. 7 | ARKANSAS | 12 | 1-2 | 0-1 | 1-2 | 1-3-4 | 3 | 0 | 2 | 2 | 0 | 3 |
| J. 10 | at Vanderbilt | 22 | 1-3 | 0-1 | 2-4 | 0-5-5 | 3 | 0 | 1 | 1 | 0 | 4 |
| J. 14 | AUBURN | 29 | 2-8 | 2-3 | 0-4 | 5-11-16 | 3 | 0 | 0 | 2 | 1 | 6 |
| J. 17 | at Mississippi State | 24 | 5-5 | 3-3 | 0-1 | 3-5-8 | 3 | 2 | 1 | 3 | 1 | 13 |
| J. 21 | SOUTH CAROLINA | 27 | 4-9 | 3-8 | 0-0 | 1-4-5 | 1 | 2 | 0 | 1 | 1 | 11 |
| J. 24 | at Tennessee | 28 | 1-6 | 0-3 | 0-2 | 0-9-9 | 3 | 1 | 2 | 2 | 0 | 2 |
| J. 28 | KANSAS | 14 | 0-3 | 0-3 | 0-0 | 0-2-2 | 1 | 0 | 1 | 0 | 1 | 0 |
| J. 31 | GEORGIA | 28 | 3-8 | 1-2 | 0-1 | 5-11-16 | 3 | 0 | 0 | 1 | 0 | 7 |
| F. 4 | at Florida | 13 | 2-2 | 1-1 | 0-2 | 1-4-5 | 5 | 0 | 0 | 1 | 0 | 5 |
| F. 7 | LSU | 31 | 7-11 | 3-6 | 6-7 | 3-5-8 | 5 | 2 | 1 | 0 | 0 | 23 |
| F. 11 | at Alabama | 29 | 1-3 | 0-1 | 0-0 | 2-4-6 | 4 | 0 | 1 | 3 | 0 | 2 |
| F. 14 | TENNESSEE | 10 | 0-2 | 0-1 | 0-0 | 0-2-2 | 1 | 0 | 0 | 2 | 0 | 0 |
| F. 18 | at Georgia | 10 | 1-2 | 1-2 | 0-0 | 1-0-1 | 3 | 0 | 0 | 0 | 0 | 3 |
| F. 21 | at Missouri | 20 | 2-5 | 2-4 | 0-0 | 0-5-5 | 3 | 0 | 3 | 1 | 0 | 6 |
| F. 25 | FLORIDA | 19 | 0-1 | 0-1 | 2-2 | 0-3-3 | 0 | 1 | 1 | 0 | 0 | 2 |
| F. 28 | VANDERBILT | 12 | 0-3 | 0-2 | 0-0 | 0-0-0 | 0 | 0 | 0 | 0 | 0 | 0 |
| M. 4 | at Texas A&M | 15 | 0-2 | 0-0 | 2-3 | 1-5-6 | 3 | 0 | 0 | 0 | 0 | 2 |
| M. 10 | vs. Georgia [SEC] | 8 | 0-2 | 0-0 | 0-0 | 1-2-3 | 1 | 0 | 0 | 1 | 0 | 0 |
| M. 11 | vs. Alabama [SEC] | 17 | 1-2 | 0-1 | 0-1 | 1-3-4 | 1 | 1 | 1 | 0 | 0 | 2 |
| M. 12 | vs. Arkansas [SEC] | 8 | 0-1 | 0-0 | 2-2 | 2-1-3 | 1 | 0 | 1 | 0 | 0 | 2 |
| M. 17 | vs. N. Kentucky [NCAA] | 9 | 0-3 | 0-1 | 1-2 | 0-1-1 | 1 | 0 | 1 | 0 | 0 | 1 |
| M. 19 | vs. Wichita State [NCAA] | 7 | 0-5 | 0-1 | 0-0 | 0-2-2 | 0 | 0 | 0 | 0 | 0 | 0 |
| M. 24 | vs. UCLA [NCAA] | 6 | 0-0 | 0-0 | 0-0 | 0-1-1 | 2 | 0 | 1 | 1 | 0 | 0 |
| M. 26 | vs. N. Carolina [NCAA] | 4 | 0-0 | 0-0 | 0-0 | 1-0-1 | 1 | 0 | 0 | 0 | 0 | 0 |

had 10 rebounds for his first career double-double, while also providing a career-high six assists ... Break-out game came against No. 13/13 Michigan State in Madison Square Garden where he posted four points, six rebounds, two assists, three steals and a block in an all-around effort ... Opened the year by scoring 10 points and had two steals in a win over Stephen F. Austin.

HIGH SCHOOL

Forward who averaged 22.0 points, 14.0 rebounds, 7.0 blocks and 6.3 assists at Wilbraham & Monson Academy in Wilbraham, Massachusetts, as a senior ... Made the Naismith All-America Third Team ... A two-time most valuable player for Wilbraham & Monson Academy ... Suited up for Mass Rivals on the

CAREER HIGHS

| | Opponent | Date |
|----------|----------------------|----------|
| Points | 23 LSU | 2/7/17 |
| FG Made | 7 LSU | 2/7/17 |
| FG Atts | 11 twice | |
| 3FG Made | 3 three times | |
| 3FG Atts | 8 SOUTH CAROLINA | 1/21/17 |
| FT Made | 6 twice | |
| FT Atts | 7 LSU | 2/7/17 |
| Rebounds | 16 AUBURN | 1/14/17 |
| Assists | 6 CLEVELAND STATE | 11/23/16 |
| Steals | 3 vs. Michigan State | 11/15/16 |
| Blocks | 3 three times | |
| Minutes | 31 LSU | 2/7/17 |

AAU circuit ... A 1,000-point scorer in high school ... Participated in the Jordan Brand Classic game and was a member of the Nike Hoop Summit ... Ranked as high as No. 12 in the national rankings by Scout ... Rivals tabbed him at No. 13 overall and ESPN and 247Sports rated him as the No. 14 player in the 2016 class ... Ranked No. 8 overall in the Recruiting Services Consensus Index ... Named to the 2016 USA Junior National Select Team.

PERSONAL

Born March 26 in Khartoum, Sudan ... Major is pre-communication ... Son of Rebecca Gak and Makuar Gob ... Sister, Karima, played basketball at Boston College ... Chose his jersey number in honor of a cousin who passed away when he was younger ... A talent he lists he would most like to have is the ability to rap ... Lists watching anime as a hobby outside of basketball ... His definition of a true hero is someone who fights for those who cannot ... Chose Kentucky over Duke, Connecticut and Maryland.

GABRIEL'S CAREER STATS

| YEAR | GP-S | MIN.-AVG. | FG-A | PCT. | 3FG-A | PCT. | FT-A | PCT. | REB.-AVG. | PF-D | A | TO | BLK | STL | PTS.-AVG |
|--------------|--------------|-----------------|---------------|-------------|--------------|-------------|--------------|-------------|----------------|-------------|-----------|-----------|-----------|-----------|----------------|
| 2016-17 | 38-23 | 676-17.8 | 60-148 | .405 | 20-63 | .317 | 34-55 | .618 | 184-4.8 | 91-2 | 26 | 29 | 34 | 11 | 174-4.6 |
| TOTAL | 38-23 | 676-17.8 | 60-148 | .405 | 20-63 | .317 | 34-55 | .618 | 184-4.8 | 91-2 | 26 | 29 | 34 | 11 | 174-4.6 |

KILLEYA-JONES

#1 SACHA
KILLEYA-JONES



6-10 | 221 | Sophomore | Forward
Chapel Hill, N.C. | Virginia Episcopal

2016-17

Attended Great Britain's national training camp in August for FIBA EuroBasket 2017 ... Appeared in 15 games in his freshman season with the Wildcats ... Averaged 2.7 points and 2.1 rebounds in 6.4 minutes per game ... Shot 58.6 percent from the floor ... Scored 40 total points, grabbed 31 rebounds and blocked 10 shots ... Scored in nine of his 15 appearances ... Scored four points in nine minutes vs. Hofstra ... Played double-digit minutes in four straight games from Nov. 20 to Nov. 28 ... Grabbed a career-high six rebounds in addition to four points in 10 minutes vs. Arizona State ... Scored a career-high 12 points on 6-of-8 shooting vs. UT Martin in a career-high-tying 13 minutes ... Went for six points, three rebounds and two blocks in a career-high 13 minutes vs. Duquesne ... Debuted with three rebounds and a block in nine minutes vs. Stephen F. Austin.

HIGH SCHOOL

Suited up as a McDonald's All-American in 2016 ... A double-double machine during his final season at Virginia Episcopal in Lynchburg, Virginia, posting 13 games with at least 20 points and at least 10 rebounds ... A two-time all-state selection ... Named the state's player of the year as a senior ... Hauled in conference player of the year and Super 64 MVP honors in his final campaign ... A 1,000-point scorer for Virginia Episcopal School ... Led the team to a state championship as a senior ... Participated with Team Felton on the AAU circuit and led his

CAT SCRATCHES

FULL NAME: Sacha Killeya-Jones
 TWITTER:.....@The_SKJ
 INSTAGRAM: @the_skj
 PARENTS: Reggie Jones and Ley Killeya-Jones
 PLACE OF BIRTH:.....Highland Park, N.J.
 HIGH SCHOOL COACH:.....Curtis Staples
 HIGH SCHOOL MASCOT:Bishops
 Major:Pre-Communication



| 2016-17 | | | | | | | | | | | | |
|---------|-----------------------------|-----|------|-------|------|-------|----|---|----|-----|-----|-----|
| DATE | OPPONENT | MIN | FG-A | 3PT-A | FT-A | O-D-T | PF | A | TO | BLK | STL | PTS |
| N. 11 | STEPHEN F. AUSTIN | 9 | 0-1 | 0-0 | 0-0 | 1-2-3 | 0 | 0 | 2 | 1 | 0 | 0 |
| N. 13 | CANISIUS | 7 | 1-1 | 0-0 | 1-4 | 1-3-4 | 1 | 0 | 0 | 1 | 0 | 3 |
| N. 15 | vs. Michigan St. [New York] | 4 | 0-1 | 0-0 | 0-2 | 0-0-0 | 1 | 0 | 1 | 0 | 0 | 0 |
| N. 20 | DUQUESNE | 13 | 3-5 | 0-0 | 0-0 | 1-2-3 | 2 | 0 | 0 | 2 | 0 | 6 |
| N. 23 | CLEVELAND STATE | 11 | 1-2 | 0-0 | 3-5 | 0-2-2 | 0 | 0 | 0 | 1 | 0 | 5 |
| N. 25 | UT MARTIN | 13 | 6-8 | 0-0 | 0-0 | 1-3-4 | 3 | 0 | 1 | 1 | 0 | 12 |
| N. 28 | vs. Arizona State [Bahamas] | 10 | 2-2 | 0-0 | 0-0 | 2-4-6 | 4 | 1 | 0 | 0 | 0 | 4 |
| D. 7 | VALPARAISO | 8 | 1-2 | 0-0 | 0-2 | 2-1-3 | 1 | 0 | 2 | 2 | 0 | 2 |
| D. 11 | vs. Hofstra [Brooklyn] | 9 | 2-4 | 0-0 | 0-0 | 2-0-2 | 3 | 0 | 0 | 2 | 1 | 4 |
| D. 17 | vs. N. Carolina [Las Vegas] | 1 | 0-0 | 0-0 | 0-0 | 0-0-0 | 1 | 0 | 0 | 0 | 0 | 0 |
| D. 29 | at Ole Miss | 0+ | 0-0 | 0-0 | 0-0 | 0-0-0 | 0 | 0 | 0 | 0 | 0 | 0 |
| J. 3 | TEXAS A&M | 6 | 1-3 | 0-0 | 0-0 | 2-0-2 | 1 | 0 | 1 | 0 | 0 | 2 |
| J. 7 | ARKANSAS | 2 | 0-0 | 0-0 | 2-2 | 0-2-2 | 0 | 1 | 0 | 0 | 0 | 2 |
| J. 17 | at Mississippi State | 1 | 0-0 | 0-0 | 0-0 | 0-0-0 | 2 | 0 | 0 | 0 | 0 | 0 |
| J. 21 | SOUTH CAROLINA | 2 | 0-0 | 0-0 | 0-0 | 0-0-0 | 0 | 0 | 0 | 0 | 0 | 0 |

team to back-to-back national championships ... A consensus top-10 forward in the class of 2016 ... Rivals, ESPN and 247Sports all ranked him No. 24 overall in their national rankings ... Scout tabbed him at No. 27 ... Ranked No. 21 overall in the Recruiting Services Consensus Index ... Was a top-tier football player and was a Junior Rank Eighth Grade All-American quarterback before giving up the sport as a sophomore in high school.

PERSONAL

Born Aug. 10 in Highland Park, New Jersey ... Major is pre-communication ... His parents are Ley Killeya-Jones and Reggie Jones ... Has one brother, Stefan ... Has dual citizenship in Great Britain because of his British-born mother ... He was the youngest player on the 2016-17 roster ... He lists his state title and two AAU championships as his most memorable moments as a basketball player ... He chose his jersey number because that had been his number

| CAREER HIGHS | | |
|--------------|---------------------|----------|
| | Opponent | Date |
| Points | 12 UT MARTIN | 11/25/16 |
| FG Made | 6 UT MARTIN | 11/25/16 |
| FG Atts | 8 UT MARTIN | 11/25/16 |
| 3FG Made | | |
| 3FG Atts | | |
| FT Made | 3 CLEVELAND STATE | 11/23/16 |
| FT Atts | 5 CLEVELAND STATE | 11/23/16 |
| Rebounds | 6 vs. Arizona State | 11/28/16 |
| Assists | 1 twice | |
| Steals | 1 vs. Hofstra | 12/11/16 |
| Blocks | 2 three times | |
| Minutes | 13 twice | |

for the last three years ... The one talent he wishes he had would be the ability to sing well ... Chose Kentucky over Kansas, Virginia, North Carolina, Cal and Florida.

KILLEYA-JONES' CAREER STATS

| YEAR | GP-S | MIN.-AVG. | FG-A | PCT. | 3FG-A | PCT. | FT-A | PCT. | REB.-AVG. | PF-D | A | TO | BLK | STL | PTS.-AVG |
|--------------|-------------|---------------|--------------|-------------|------------|-------------|-------------|-------------|---------------|-------------|----------|----------|-----------|----------|---------------|
| 2016-17 | 15-0 | 96-6.4 | 17-29 | .586 | 0-0 | .000 | 6-15 | .400 | 31-2.1 | 19-0 | 2 | 7 | 10 | 1 | 40-2.7 |
| TOTAL | 15-0 | 96-6.4 | 17-29 | .586 | 0-0 | .000 | 6-15 | .400 | 31-2.1 | 19-0 | 2 | 7 | 10 | 1 | 40-2.7 |

30 DILLON
PULLIAM



6-3 | 195 | RS-Junior | Guard
Cynthiana, Ky. | Transylvania University

2016-17

SEC Academic Honor Roll member ... Dean's List fall 2016, spring 2017 ... After redshirting due to NCAA transfer rules, he made six appearances in his first season with the Wildcats ... Had an assist and a rebound in a career-high two minutes against Duquesne ... Made his Kentucky debut in the win over Canisius.

2015-16

SEC First-Year Academic Honor Roll member ... Did not play due to NCAA transfer rules.

2014-15 (TRANSY)


The 6-3 guard played in 25 games for the Pioneers, averaging 4.8 points and 3.4 rebounds per game.

HIGH SCHOOL

A graduate of Harrison County High School, Pulliam was a five-year member of the varsity basketball team ... During his career, he made the All-10th Region Team three times, was named the district tournament MVP and was a member of the school's 1,000-point club ... Pulliam finished his career at Harrison County fifth in career scoring, third in career 3-point field goals and set a school record for most 3-point field goals made in a game with nine ... An honor-roll student, he was his high school's valedictorian ... Was a member of the BETA Club.

CAT SCRATCHES

FULL NAME:Joshua Dillon Pulliam
 TWITTER:..... @DillonPulliam30
 INSTAGRAM: @dillon_pulliam
 PARENTS: Bill and Debbie Pulliam
 PLACE OF BIRTH:..... Lexington, Ky.
 HIGH SCHOOL COACH:..... Mike Reitz
 and Larry Kendall
 HIGH SCHOOL MASCOT: Thoroughbreds
 Major: Computer Engineering



| 2016-17 | | | | | | | | | | | | |
|---------|-----------------------------|-----|------|-------|------|-------|----|---|----|-----|-----|-----|
| DATE | OPPONENT | MIN | FG-A | 3PT-A | FT-A | O-D-T | PF | A | TO | BLK | STL | PTS |
| N. 13 | CANISIUS | 2 | 0-0 | 0-0 | 0-0 | 0-0-0 | 0 | 0 | 0 | 0 | 0 | 0 |
| N. 20 | DUQUESNE | 2 | 0-0 | 0-0 | 0-0 | 0-1-1 | 0 | 1 | 1 | 0 | 0 | 0 |
| N. 25 | UT MARTIN | 1 | 0-0 | 0-0 | 0-0 | 0-0-0 | 0 | 0 | 0 | 0 | 0 | 0 |
| N. 28 | vs. Arizona State [Bahamas] | 1 | 0-1 | 0-0 | 0-0 | 0-0-0 | 0 | 0 | 0 | 0 | 0 | 0 |
| J. 3 | TEXAS A&M | 2 | 0-0 | 0-0 | 0-0 | 0-0-0 | 0 | 0 | 0 | 0 | 0 | 0 |
| J. 7 | ARKANSAS | 0+ | 0-0 | 0-0 | 0-0 | 0-0-0 | 0 | 0 | 0 | 0 | 0 | 0 |

PERSONAL

Son of Bill and Debbie Pulliam ... Major is computer engineering ... Born April 25 in Lexington, Kentucky ... Has a brother, Zack ... His pre-game superstition is always ending warm-ups on a made shot ... His biggest influences in life are his parents ... Lists his

most memorable moments as a player as winning the District title during his junior and senior years of high school.

| CAREER HIGHS | | |
|--------------|-----------------|----------|
| | Opponent | Date |
| Points | | |
| FG Made | | |
| FG Atts | 1 Arizona State | 11/28/16 |
| 3FG Made | | |
| 3FG Atts | | |
| FT Made | | |
| FT Atts | | |
| Rebounds | 1 DUQUESNE | 11/20/16 |
| Assists | 1 DUQUESNE | 11/20/16 |
| Steals | | |
| Blocks | | |
| Minutes | 2 three times | |

PULLIAM'S CAREER STATS

| YEAR | GP-S | MIN.-AVG. | FG-A | PCT. | 3FG-A | PCT. | FT-A | PCT. | REB.-AVG. | PF-D | A | TO | BLK | STL | PTS.-AVG |
|--------------|------------|--------------|------------|-------------|------------|-------------|------------|-------------|--------------|------------|----------|----------|----------|----------|--------------|
| 2016-17 | 6-0 | 8-1.3 | 0-1 | .000 | 0-0 | .000 | 0-0 | .000 | 1-0.2 | 0-0 | 1 | 1 | 0 | 0 | 0-0.0 |
| TOTAL | 6-0 | 8-1.3 | 0-1 | .000 | 0-0 | .000 | 0-0 | .000 | 1-0.2 | 0-0 | 1 | 1 | 0 | 0 | 0-0.0 |

#14 TAI WYNYARD



6-10 | 250 | RS-Sophomore | Forward
Auckland, New Zealand
Rangitoto College

2016-17

Suited up for New Zealand at the 2017 FIBA U19 World Cup ... Averaged team highs in points (13.8) and rebounds (9.2) in six games for his native country ... SEC Academic Honor Roll member ... Made 15 appearances in his first full season ... Scored 11 points, had 13 rebounds and three blocks, while averaging 3.6 minutes a game ... Scored two points in seven minutes at No. 24 Florida ... Played in a career-high 12 minutes in the overtime win over Georgia ... Swiped a steal and added a block vs. the Bulldogs ... Made a free throw in five minutes at Mississippi State ... Scored two points, had a rebound and a block vs. Arizona State in the Bahamas ... Scored a career-high four points against Cleveland State while also hauling in a career-best three boards ... Hit the first bucket of his career in a win over Duquesne ... Pulled in two rebounds in Madison Square Garden against No. 13/13 Michigan State ... Made his Kentucky debut with two minutes of action in the season opener against Stephen F. Austin.

2015-16

Midyear enrollee who joined the Wildcats on Dec. 17 ... Became eligible for the Ohio State game on Dec. 18 ... Did not play in any games in 2015-16 and ended up redshirting.

CAT SCRATCHES

FULL NAME:Tai Wynyard
 TWITTER:..... @WynyardTai
 INSTAGRAM: @taiwynyard
 PARENTS: Karmyn and Jason Wynyard
 PLACE OF BIRTH:..... Auckland, New Zealand
 HIGH SCHOOL COACH:..... Vienny Stone
 HIGH SCHOOL MASCOT: Rangers
 Major: Pre-Communication





| 2016-17 | | | | | | | | | | | | |
|---------|-----------------------------|-----|------|-------|------|-------|----|---|----|-----|-----|-----|
| DATE | OPPONENT | MIN | FG-A | 3PT-A | FT-A | O-D-T | PF | A | TO | BLK | STL | PTS |
| N. 11 | STEPHEN F. AUSTIN | 2 | 0-0 | 0-0 | 0-0 | 0-0-0 | 1 | 0 | 0 | 0 | 0 | 0 |
| N. 13 | CANISIUS | 3 | 0-0 | 0-0 | 0-0 | 0-1-1 | 0 | 0 | 1 | 0 | 0 | 0 |
| N. 15 | vs. Michigan St. [New York] | 2 | 0-0 | 0-0 | 0-0 | 0-2-2 | 0 | 0 | 0 | 0 | 0 | 0 |
| N. 20 | DUQUESNE | 3 | 1-1 | 0-0 | 0-0 | 0-0-0 | 1 | 0 | 0 | 0 | 0 | 2 |
| N. 23 | CLEVELAND STATE | 4 | 2-2 | 0-0 | 0-1 | 1-2-3 | 0 | 0 | 0 | 0 | 0 | 4 |
| N. 25 | UT MARTIN | 3 | 0-1 | 0-0 | 0-0 | 1-1-2 | 0 | 1 | 0 | 0 | 0 | 0 |
| N. 28 | vs. Arizona State [Bahamas] | 3 | 1-1 | 0-0 | 0-0 | 1-0-1 | 0 | 0 | 0 | 1 | 0 | 2 |
| D. 29 | at Ole Miss | 2 | 0-0 | 0-0 | 0-0 | 0-0-0 | 1 | 0 | 0 | 0 | 0 | 0 |
| J. 3 | TEXAS A&M | 4 | 0-0 | 0-0 | 0-0 | 0-0-0 | 2 | 0 | 0 | 0 | 0 | 0 |
| J. 7 | ARKANSAS | 2 | 0-0 | 0-0 | 0-0 | 0-0-0 | 0 | 0 | 0 | 0 | 0 | 0 |
| J. 17 | at Mississippi State | 5 | 0-0 | 0-0 | 1-2 | 1-0-1 | 1 | 0 | 0 | 1 | 0 | 1 |
| J. 21 | SOUTH CAROLINA | 1 | 0-0 | 0-0 | 0-0 | 0-0-0 | 0 | 0 | 0 | 0 | 0 | 0 |
| F. 4 | at Florida | 7 | 1-1 | 0-0 | 0-0 | 1-0-1 | 2 | 0 | 0 | 0 | 0 | 2 |
| F. 7 | LSU | 1 | 0-0 | 0-0 | 0-0 | 0-0-0 | 0 | 0 | 0 | 0 | 0 | 0 |

HIGH SCHOOL

Midyear enrollee who joined the Wildcats on Dec. 17 after graduating from Rangitoto College in Auckland, New Zealand ... Became the youngest player ever to make the New Zealand National Team when he was named to the team at 16 years old ... Named the most valuable player of the FIBA 3-on-3 World Championships after leading New Zealand to a gold medal ... Tabbed the MVP of his high school nationals in New Zealand after leading his team to the national championship ... Member of the World Team that defeated USA Basketball in the 2015 Nike

Hoop Summit ... Played in the 2014 International Jordan Brand Classic.

PERSONAL

Son of Jason and Karmyn Wynyard ... Born Feb. 5 ... Major is pre-communication ... Has a brother, Tautoko, and a sister, Moananui ... His father is a world-champion lumberjack who owns more than 150 individual titles ... He's also a lumberjack and considers his axe his most prized possession ... His mother played college basketball at the Division II

CAREER HIGHS

| | Opponent | Date |
|----------|----------|------------------------------|
| Points | 4 | CLEVELAND STATE 11/23/16 |
| FG Made | 2 | CLEVELAND STATE 11/23/16 |
| FG Atts | 2 | CLEVELAND STATE 11/23/16 |
| 3FG Made | | |
| 3FG Atts | | |
| FT Made | 1 | at Mississippi State 1/17/17 |
| FT Atts | 2 | at Mississippi State 1/17/17 |
| Rebounds | 3 | CLEVELAND STATE 11/23/16 |
| Assists | 1 | UT MARTIN 11/25/16 |
| Steals | 1 | GEORGIA 1/31/17 |
| Blocks | 1 | three times |
| Minutes | 12 | GEORGIA 1/31/17 |

level ... His greatest fear is the dark ... He chose No. 14 because No. 17, his high school number, isn't available in college ... He says his father has been the greatest influence in his life.

WYNYARD'S CAREER STATS

| YEAR | GP-S | MIN.-AVG. | FG-A | PCT. | 3FG-A | PCT. | FT-A | PCT. | REB.-AVG. | PF-D | A | TO | BLK | STL | PTS.-AVG |
|--------------|-------------|---------------|------------|-------------|------------|-------------|------------|-------------|---------------|-------------|----------|----------|----------|----------|---------------|
| 2016-17 | 15-0 | 54-3.6 | 5-6 | .833 | 0-0 | .000 | 1-3 | .333 | 13-0.9 | 11-0 | 1 | 2 | 3 | 1 | 11-0.7 |
| TOTAL | 15-0 | 54-3.6 | 5-6 | .833 | 0-0 | .000 | 1-3 | .333 | 13-0.9 | 11-0 | 1 | 2 | 3 | 1 | 11-0.7 |

#13 JEMARL BAKER



6-4 | 182 | Freshman | Guard
Menifee, Calif. | Eleanor Roosevelt

HIGH SCHOOL

Tabbed as one of the premier shooters in the country whose range extends well beyond the college 3-point arc ... A consensus four-star prospect ranked among the top 100 ... ESPN ranked him as the 66th overall player and the 16th-best shooting guard in the class ... Scout had him rated as the No. 80 overall player, while Rivals ranked him No. 82 and 247Sports tabbed him as the 91st overall player ... Averaged 17.1 points, 4.1 assists and 3.5 rebounds per game as a senior ... Led Roosevelt to its first-ever state title ... He hit 94 total 3-pointers during his senior campaign and shot 44 percent from long range as a junior, leading the Under Armour circuit in 3-pointers last summer ... A First Team HSGameTime All-Area selection, Baker led his team to a program-record 23 wins and a share of the Big VIII League title as a junior ... A 2016 Fab 48 MVP selection ... An honor-roll student.

PERSONAL

Born June 12 in Los Angeles ... Major is undeclared/exploratory studies in arts and sciences ... His parents are Portia and Jemarl Baker Sr. ... His father played basketball at Cal State Northridge and his sister Anyia played basketball at Grand Canyon University ... His dad is the person he points to who has influenced him the most ... Winning the state championship as a senior is his most memorable basketball moment ... Not reaching his full potential is his greatest fear ... Chose Kentucky over Marquette, Arizona and Oregon.

CAT SCRATCHES

FULL NAME: Jemarl Baker Jr.
TWITTER:..... @_jeyb3
INSTAGRAM: @_jeyb3
PARENTS: Portia and Jemarl Baker Sr.
PLACE OF BIRTH:..... Los Angeles
HIGH SCHOOL COACH:..... Steve Singleton
HIGH SCHOOL MASCOT: Mustangs
Major: Undeclared/
..... Exploratory Studies in Arts and Sciences

3 H A M I D O U D I A L L O

DIALLO



6-5 | 198 | RS-Freshman | Guard
Queens, N.Y. | Putnam Science Academy

2016-17

Participated in the 2017 FIBA U19 World Cup with USA Basketball ... Averaged 10.9 points and 3.9 rebounds in 18.4 minutes a game for the United States in seven games ... Midyear enrollee who joined the team in January after graduating from Putnam Science Academy in Connecticut in May ... Did not play in 2016-17 ... Became a key component in practice once he learned the system.

HIGH SCHOOL

A top-10 prospect in the class of 2017 by many national pundits ... 247 Sports ranked him as the No. 11 overall player, while Scout listed him at No. 11 ... He was the No. 1 shooting guard by both 247 Sports and Scout ... During his final season for Putnam, he led the Mustangs to a 38-3 overall record and an appearance in the state semifinals ... He is a two-time all-state honoree and averaged 19.0 points, 6.0 rebounds and 3.0 assists in his senior season ... He averaged 17.0 points and 4.0 rebounds as a junior ... Named MVP of the Hoophall Classic and the Dematha Classic ... A key member of the USA Men's U18 National Team that won gold at the 2016 FIBA Americas U18 Championship in Chile in July ... He averaged 7.6 points and 4.6 rebounds per game for Team USA ... Suited up for the NY RENS in the EYBL ... Also played soccer ... Honor-roll student.

PERSONAL

Born July 31 in Queens, New York ... Major is undeclared/exploratory studies in agriculture ... He is the son of Marima and Abdoulaye Diallo ... Has three siblings: Alpha, Boubacar and Marima ... His definition of a true hero is a person who fights for others ... He enjoys playing board games, cards, pool and ping pong when he's not on the court ... His most memorable moment as a player was winning the gold medal for Team USA at the 2016 FIBA Americas U18 Championship ... The most influential person in his life is his mother ... Chose Kentucky over UConn, Kansas, Indiana, Syracuse and Arizona.

CAT SCRATCHES

FULL NAME: Hamidou Diallo
 TWITTER:..... @Diallo1Hamidou
 INSTAGRAM: @otn_hami
 PARENTS: Marima and Abdoulaye Diallo
 PLACE OF BIRTH:..... Queens, N.Y.
 HIGH SCHOOL COACH:..... Tom Espinosa
 HIGH SCHOOL MASCOT: Mustangs
 Major: Undeclared/
 Exploratory Studies in Agriculture

22 SHAI
**GILGEOUS-
ALEXANDER**



6-6 | 180 | Freshman | Guard
Hamilton, Canada | Hamilton Heights

HIGH SCHOOL

Erupted for a game-high 29 points, nine rebounds and six assists in just 19 minutes at Freedom Hall in Louisville, Kentucky, en route to winning MVP honors at the Kentucky Derby Festival ... Also won the all-star game's 3-point contest, making 12 of 24 shots in the final round ... Originally from Canada, Gilgeous-Alexander was a member of the 2016 Canadian Men's U18 National Team that captured the silver medal at the 2016 FIBA Americas U18 Championship ... He averaged 7.8 points, a tournament-best 5.4 assists and 3.0 steals per game ... He is considered a consensus top-50 prospect in the 2017 class and is ranked as high as No. 20 overall by 247Sports ... He capped his senior season by averaging 18.4 points, 4.4 rebounds and 4.0 assists per game ... Also played in the Nike Hoop Summit, where he scored 11 points.


PERSONAL

Born July 12 in Toronto ... Major is undeclared/ exploratory studies in agriculture ... His parents are Charmaine Gilgeous and Vaughn Alexander ... Mom competed in track at Alabama and at the 1992 Summer Olympics for Canada ... Has one brother, Thomas ... Played soccer growing up ... His definition of a true hero is someone who gives hope to others ... Enjoys drawing in his spare time ... His most memorable moment as a basketball player is winning the state title ... Chose Kentucky over Syracuse, UNLV, Kansas, NC State, Florida and Texas.

CAT SCRATCHES

FULL NAME: Shaivonte Gilgeous-Alexander
TWITTER:..... @shaiglalex
INSTAGRAM: @sav_shai2
PARENTS: Charmaine Gilgeous
..... and Vaughn Alexander
PLACE OF BIRTH:..... Toronto
HIGH SCHOOL COACH:..... Zach Farrel
HIGH SCHOOL MASCOT: Hawks
Major: Undeclared/
..... Exploratory Studies in Agriculture

O QU A D E GREEN



6-0 | 180 | Freshman | Guard
Philadelphia | Neumann-Goretti

HIGH SCHOOL

Considered a five-star point guard prospect by Rivals, ESPN and Scout ... Rivals ranks him as high as the No. 22 overall prospect, ESPN ranks him No. 24, Scout tabs him at No. 24 and 247Sports has him ranked at No. 33 ... Green enjoyed a prolific high school career that saw him capture four state championships, including a 22-point, eight-assist and two-steal performance in the title game during his senior season ... Green was named the 2016 and 2017 Pennsylvania Class 3A Player of the Year ... Was a part of the 2016 FIBA Americas U18 Championship team that won a gold medal in Chile ... He averaged 20.8 points and 8.0 assists in leading Neumann-Goretti High School in his senior season ... Participated in the McDonalds All-American Game, the Jordan Brand Classic and was the MVP of the HoopHall Classic.

PERSONAL

Born May 12 in Philadelphia ... Major is undeclared/exploratory studies in agriculture ... His mom is Tamika Johnson ... Lists his nicknames as Q, Q-Boogie and Day-Day ... Participated in baseball and football as a youth, including earning MVP honors in baseball in middle school ... His most prized possession is his gold medal ... A talent he lists as unknown is the ability to dunk ... Chris Paul has influenced his game the most ... Most memorable basketball moment is scoring 40 points in a game ... Chose Kentucky because of the elite talent every day in practice.

CAT SCRATCHES

FULL NAME: Quade Green
 TWITTER:..... @Q_Green1
 INSTAGRAM: @q_boogi
 PARENTS: Tamika Johnson
 PLACE OF BIRTH:..... Philadelphia
 HIGH SCHOOL COACH:..... Carl Arrigale
 HIGH SCHOOL MASCOT: Saints
 Major: Undeclared/
 Exploratory Studies in Agriculture

5 KEVIN KNOX



6-9 | 215 | Freshman | Forward
Tampa, Fla. | Tampa Catholic

HIGH SCHOOL

Considered a top-10 prospect by Scout, Rivals and ESPN, all of which list him as the second-best player at his position ... He is the No. 17 overall player rated by 247Sports ... The 2017 Mr. Florida winner averaged 28.5 points and 11.3 rebounds a game for Tampa Catholic as a senior where he finished his career scoring 2,760 total points ... He led the Crusaders to a 25-6 record during his senior season, including a runner-up finish in the state championship game ... As a junior, he averaged 30.1 points, 11.2 rebounds and 2.4 assists per game, leading his team to district and regional titles as well as an appearance in the state semifinals ... He owns Tampa Catholic's school record with 55 points in a game ... A 2017 McDonald's All-American, he scored 15 points and added three rebounds in that contest ... He is a 2017 Naismith High School All-America Second Team selection, as well as the 2016 USA Today All-USA Florida First Team member ... A three-time All-State First Team selection, Knox has been a mainstay with USA Basketball ... Won two gold medals with USA Basketball at the 2015 FIBA Americas U16 Championship and the 2016 FIBA U17 World Cup ... He started all six games in 2016 for a team that went 7-0 to win gold ... He averaged 11.2 points and 4.5 rebounds, while also snagging a combined 13 steals ... During the 2015 run, he averaged 10.6 points and 4.6 rebounds per game ... A minor hamstring injury kept him out of the 2017 FIBA U19 World Cup ... An honor-roll student ... Started on the football team until he began focusing on basketball during his junior season ... Participated in community service projects with Goodwill, Salvation Army and the Boys and Girls Club of America.

CAT SCRATCHES

FULL NAME: Kevin Knox
 TWITTER:..... @kevin_knox23
 INSTAGRAM: @kknox_23
 PARENTS: Michelle and Kevin Knox
 PLACE OF BIRTH:..... Phoenix
 HIGH SCHOOL COACH:..... Don Dziagwa
 HIGH SCHOOL MASCOT: Crusaders
 Major: Undeclared/
 Exploratory Studies in Agriculture

PERSONAL

Born Aug. 11 in Phoenix ... Major is undeclared/ exploratory studies in agriculture ... His parents are Michelle and Kevin Knox ... Siblings include Kobe, Karter and Ashley ... Father was a wide receiver for Florida State and a member of the 1993 national championship team ... Wears a size 18 shoe ... Chose his number because he likes single digits ... Lists a true hero as someone with the following characteristics: courage, character and trustworthiness ... Chose Kentucky over Duke, North Carolina, Florida State and Missouri.

4 NICK RICHARDS



6-11 | 240 | Freshman | Forward
Kingston, Jamaica | The Patrick School

HIGH SCHOOL

Ranked in the top 20 by the major recruiting services, including 247Sports (No. 15), ESPN (No. 17), Rivals (No. 17) and Scout (No. 17) ... 247Sports tabs him as the second-best center in the class ... He's a consensus five-star prospect ... Richards joined fellow UK players Karl-Anthony Towns and Isaiah Briscoe as other high school stars to lead their teams to the New Jersey Tournament of Champions when he led The Patrick School to a 64-45 win as a senior ... Richards scored 24 points and had 12 rebounds in the win ... Second UK player from The Patrick School to play for the Cats, joining Michael Kidd-Gilchrist as the other ... The 2017 winner of the Mr. New Jersey Basketball honor ... Participated in the McDonald's All American Game, the Jordan Brand Classic, Nike Hoop Summit and the Elite 24.

PERSONAL

Born Nov. 29 in Kingston, Jamaica ... Major is undeclared/exploratory studies in agriculture ... His mom is Marion Tenn ... Has one sibling, Sharique ... A soccer enthusiast who lists Cristiano Ronaldo as his all-time favorite athlete ... His mother has influenced his life the most ... A talent he most wishes he had is the ability to draw well ... Chose Kentucky over Arizona, Connecticut and St. John's.

CAT SCRATCHES

FULL NAME: Nicholas Richards
 TWITTER:..... @IAmNickRichards
 INSTAGRAM: @nickrichards_
 PARENTS: Marion Tenn
 PLACE OF BIRTH:..... Kingston, Jamaica
 HIGH SCHOOL COACH:..... Chris Chavannes
 HIGH SCHOOL MASCOT: Celtics
 Major: Undeclared/
 Exploratory Studies in Agriculture

#2 JARRED VANDERBILT



6-9 | 214 | Freshman | Forward
Houston | Victory Prep Academy

HIGH SCHOOL

Rated as one of the nation's top 20 prospects ... He was the No. 9 overall prospect by 247Sports and the No. 2 player at his position ... Scout lists him as the No. 12 overall player, Rivals has him at No. 14 and ESPN ranks him at No. 19 ... A native of Houston, Vanderbilt averaged 28.5 points, 13.4 rebounds and 8.8 assists a game for Victory Prep Academy as a senior ... Vanderbilt, a lefty, was an AAU teammate of former UK All-America guard De'Aaron Fox ... Vanderbilt has displayed his ability to affect the game in all phases throughout the high school all-star circuit particularly with an impressive performance in leading the USA Junior National Select Team over the World Select Team, 98-97, at the Nike Hoop Summit ... He posted game highs of 19 points and 10 rebounds while shooting 8 of 12 from the field ... He also contributed three assists, two blocks and two steals in just over 19 minutes of action ... Vanderbilt was also a member of the USA U16 National Team that captured the gold at the 2015 FIBA Americas U16 Championship ... A McDonald's All-American and Jordan Brand Classic participant ... Honor-roll student ... Served as the salutatorian for the Honor Society.

PERSONAL

Born April 3 in Houston ... Major is undeclared/ exploratory studies in agriculture ... His parents are Gwen and Robert Vanderbilt ... Siblings are Rean, Jamal, Jene, Tasha and Robert ... Sister Jene competed in basketball for UTSA ... Participated in track in high school, winning district titles in the 100 and 200 ... Chose his jersey number because he's always worn No. 2 ... Juggler ... His mom is not only his hero, but he lists her as the person who has most influenced him.

CAT SCRATCHES

FULL NAME: Jarred Vanderbilt
TWITTER:..... @JVando_
INSTAGRAM: @jvando_
PARENTS: Gwen and Robert Vanderbilt
PLACE OF BIRTH:..... Houston
HIGH SCHOOL COACH:..... Rodney McCray
HIGH SCHOOL MASCOT: Cardinals
Major: Undeclared/
..... Exploratory Studies in Agriculture

25 PJ
WASHINGTON



6-7 | 236 | Freshman | Forward
Dallas | Findlay Prep

HIGH SCHOOL

Rated as high as the No. 12 overall prospect in the class of 2017 rankings by ESPN ... Scout and Rivals tab him at No. 15 overall and 247Sports ranks him No. 19 ... He was named to the All-USA Boys Basketball Second Team in March and played in the 2017 McDonald's All American Game and the Jordan Brand Classic ... He also won most valuable player honors at the inaugural Allen Iverson Roundball Classic ... Washington started all five games and averaged 10.0 points and 4.0 rebounds for the gold-medal winning 2016 USA Men's U18 National Team in Chile ... The forward was also a member of the 2015 USA 3x3 U18 World Championship Team, which finished in eighth place in Debrecen, Hungary ... Suited up for Coach Calipari and Team USA at the 2017 FIBA U19 World Cup ... Averaged a team-high 12.9 points per game and also added 5.1 rebounds per outing en route to a third-place finish ... An honor-roll student.

PERSONAL

Born Aug. 23 in Louisville, Kentucky ... His major is undeclared/exploratory studies in communication ... His parents are Sherry and Paul Washington Sr. ... Has two siblings, Alex and Spencer ... Both parents played basketball at Middle Tennessee State ... He also participated in track and football ... Played for Penny Hardaway and Team Penny in AAU ... His favorite activity away from the court is spending time with his family ... Biggest fear is not reaching his goals ... Chose his jersey number because he has worn No. 25 his entire life.

CAT SCRATCHES

FULL NAME: Paul Washington Jr.
 TWITTER:..... @pjwashington_25
 INSTAGRAM: @pj_washington
 PARENTS: Sherry and Paul Washington Sr.
 PLACE OF BIRTH:..... Louisville, Ky.
 HIGH SCHOOL COACH:..... Paul Washington
 HIGH SCHOOL MASCOT: Pilots
 Major: Undeclared/
 Exploratory Studies in Communication

WASHINGTON



TOP-RANKED RECRUITING CLASSES ... THE GOLD STANDARD ... BIG BLUE MADNESS ... SWAGGER ... TH
UNRIVALED EXPOSURE ... ADVERSITY ... SOCIAL MEDIA ... THE GRIND ... YOUTH ... MY BROTHER'S
HANGING BANNERS IN RUPP ARENA ... EIGHT NATIONAL CHAMPIONSHIPS ... MOST ALL-TIME WINS ... IN
CHASING YOUR DREAMS ... DRAFT NIGHT ... THE SUCCESS RATE ... CHANGING LIVES ... LOTTERY PICK
OF THE BEST ... TOP-RANKED RECRUITING CLASSES ... THE GOLD STANDARD ... BIG BLUE MADNESS ...
BIGGEST STAGE ... UNRIVALED EXPOSURE ... ADVERSITY ... SOCIAL MEDIA ... THE GRIND ... YOUTH ... MY BRO
HANGING BANNERS IN RUPP ARENA ... EIGHT NATIONAL CHAMPIONSHIPS ... MOST ALL-TIME WINS IN
CHASING YOUR DREAMS ... DRAFT NIGHT ... THE SUCCES RATE ... CHANGING LIVES ... LOTTERY PICKS
OF THE BEST ... TOP-RANKED RECRUITING CLASSES ... THE GOLD STANDARD ... BIG BLUE MADNESS ...
BIGGEST STAGE ... UNRIVALED EXPOSURE ... ADVERSITY ... SOCIAL MEDIA ... THE GRIND ... YOUTH ... MY BRO
HANGING BANNERS IN RUPP ARENA ... EIGHT NATIONAL CHAMPIONSHIPS ... MOST ALL-TIME WINS ... IN
CHASING YOUR DREAMS ... DRAFT NIGHT ... THE SUCCES RATE ... CHANGING LIVES ... LOTTERY PICKS
THRIVING UNDER PRESSURE ... EVERYBODY'S SUPER BOWL ... COLLEGE BASKETBALL'S BIGGEST STAGE ...
HAVING A KIND HEART ... NOTHING IS GIVEN ... FINAL FOURS ... CUTTING DOWN NETS ... HAN
IN COLLEGE BASKETBALL HISTORY ... THE KENTUCKY EFFECT ... SUCCEED AND PROCEED ... GRADUATION
NBA ALL-STARS AND MVPS ... NBA WORLD CHAMPIONS ... LA FAMILIA ... RECRUITING THE BEST OF
SWAGGER ... THRIVING UNDER PRESSURE ... EVERYBODY'S SUPER BOWL ... COLLEGE BASKETBALL'S
MY BROTHER'S KEEPER ... HAVING A KIND HEART ... NOTHING IS GIVEN ... FINAL FOURS ... CUTTING DOWN
TOP-RANKED RECRUITING CLASSES ... THE GOLD STANDARD ... BIG BLUE MADNESS ... SWAGGER ... TH
UNRIVALED EXPOSURE ... ADVERSITY ... SOCIAL MEDIA ... THE GRIND ... YOUTH ... MY BROTHER'S
HANGING BANNERS IN RUPP ARENA ... EIGHT NATIONAL CHAMPIONSHIPS ... MOST ALL-TIME WINS ... IN
CHASING YOUR DREAMS ... DRAFT NIGHT ... THE SUCCESS RATE ... CHANGING LIVES ... LOTTERY PICK
OF THE BEST ... TOP-RANKED RECRUITING CLASSES ... THE GOLD STANDARD ... BIG BLUE MADNESS ...
BIGGEST STAGE ... UNRIVALED EXPOSURE ... ADVERSITY ... SOCIAL MEDIA ... THE GRIND ... YOUTH ... MY BRO
HANGING BANNERS IN RUPP ARENA ... EIGHT NATIONAL CHAMPIONSHIPS ... MOST ALL-TIME WINS IN
CHASING YOUR DREAMS ... DRAFT NIGHT ... THE SUCCES RATE ... CHANGING LIVES ... LOTTERY PICKS
OF THE BEST ... TOP-RANKED RECRUITING CLASSES ... THE GOLD STANDARD ... BIG BLUE MADNESS ...
BIGGEST STAGE ... UNRIVALED EXPOSURE ... ADVERSITY ... SOCIAL MEDIA ... THE GRIND ... YOUTH ... MY BRO
HANGING BANNERS IN RUPP ARENA ... EIGHT NATIONAL CHAMPIONSHIPS ... MOST ALL-TIME WINS ... IN
CHASING YOUR DREAMS ... DRAFT NIGHT ... THE SUCCES RATE ... CHANGING LIVES ... LOTTERY PICKS
THRIVING UNDER PRESSURE ... EVERYBODY'S SUPER BOWL ... COLLEGE BASKETBALL'S BIGGEST STAGE ...
HAVING A KIND HEART ... NOTHING IS GIVEN ... FINAL FOURS ... CUTTING DOWN NETS ... HAN
IN COLLEGE BASKETBALL HISTORY ... THE KENTUCKY EFFECT ... SUCCEED AND PROCEED ... GRADUATION
NBA ALL-STARS AND MVPS ... NBA WORLD CHAMPIONS ... LA FAMILIA ... RECRUITING THE BEST OF
SWAGGER ... THRIVING UNDER PRESSURE ... EVERYBODY'S SUPER BOWL ... COLLEGE BASKETBALL'S
MY BROTHER'S KEEPER ... HAVING A KIND HEART ... NOTHING IS GIVEN ... FINAL FOURS ... CUTTING DOWN



embrace **TEAM**



COACHES AND STAFF

JOHN CALIPARI

Head Coach | Ninth Season
Hired: March 31, 2009

A “players-first” coach with a penchant for helping people reach their dreams, John Calipari, a Naismith Memorial Basketball Hall of Famer, has guided six teams to the Final Four, led one to a national championship and helped 42 players earn selection in the NBA Draft during his 25-year college coaching career.

From UMass to Memphis and now Kentucky, Calipari’s career has been successful throughout, but his most recent run in Lexington has been the best stretch of his career.

In advancing to the 2015 Final Four, Coach Cal became one of just three coaches all-time to make four Final Fours in a five-year span, joining Mike Krzyzewski and John Wooden as the other coaches to achieve that feat. Twice at UK (in 2012 and in 2015) his teams have won 38 games, tying his 2008 Memphis team for the most wins in college basketball history.

At the end of the 2014-15 season, Calipari became the 96th coach to join the Naismith Memorial Basketball Hall of Fame, considered to be one of the ultimate achievements in the game.

KENTUCKY: THE GOLD STANDARD

Calipari reached the mountaintop in his third year in Lexington, guiding Kentucky to its eighth national championship and his first national title. He is one of only two coaches to lead three different schools to a Final Four (UMass-1996; Memphis-2008; Kentucky-2011, 2012, 2014, 2015).

The Wildcats rode the trademark hard-nosed Calipari defense to the 2012 title, finishing the season as the nation’s top-ranked team in field-goal percentage defense and blocked shots.

Kentucky lost three members of its 2011 Final Four team (two to the draft, one to graduation), but Calipari reloaded with the nation’s top-ranked recruiting class for the third straight season. Included in the class were eventual National Player of the Year Anthony Davis and All-American Michael Kidd-Gilchrist.

En route to the national championship, Calipari guided the Wildcats to an NCAA record-tying 38 wins, a perfect 16-0 mark in the Southeastern Conference and an SEC Tournament championship, all while extending his winning streak in Rupp Arena to 51 straight games. Calipari later extended his perfect mark at home as UK’s coach to 54 games before finally losing in his fourth year at Kentucky.

Upon being named head coach on April 1, 2009, Calipari continued to work his magic of resurrecting once proud programs, taking an NIT team in 2009 to the 2010 NCAA Elite Eight. Along the way he led the Wildcats to a No. 1 ranking (UK’s first since 2003), and an SEC regular-season and tournament championship.

The honors continued after the 2009-10 season as Calipari became the first coach in UK history to receive the Adolph Rupp National Coach of the Year award. He then watched as five of his players were selected in the first round of the 2010 NBA Draft, the first time a school has ever produced five first-round picks in a single draft. Among those picks was the first Wildcat ever taken as the No. 1 overall pick, John Wall.

In his inaugural season as head coach of the Wildcats, Calipari posted his fifth straight 30-win season, the only coach in NCAA Division I history to do so. In addition to the Adolph Rupp National Coach of the Year award, Calipari was also named the Associated Press SEC Coach of the Year.

When he led Kentucky back to the No. 1 spot in the country, Calipari became one of only two coaches (Frank McGuire) in NCAA history to lead three teams to a No. 1 ranking. He led UMass to a No. 1 ranking in 1995 and 1996, and he led Memphis to the No. 1 spot in the 2008 season.

In his second year in 2010-11, a season that was labeled as a “rebuilding effort,” one in which Calipari and the Cats were supposed to struggle after losing an unprecedented five first-round picks in the 2010 NBA Draft, Kentucky reloaded as Calipari guided UK to another SEC Tournament championship and collected his 500th career on-court win.

Coaching the youngest team in the nation in 2013-14, Calipari guided Kentucky back to the Final Four for the third time in four seasons, coming up just one win short of his second national championship.

Calipari and the Cats reached the championship game in what some national pundits called one of the greatest NCAA Tournament runs of all-time. Seeded No. 8 in a region analysts called “the region of doom,” UK knocked off previously undefeated and top-seeded Wichita State, downed defending national champion and archrival Louisville, and defeated defending national runner-up and Big 10 champion Michigan before edging Wisconsin in the



BIO BLAST

TWITTER/INSTAGRAM:..... @UKCoachCalipari
DATE OF BIRTH:..... Feb. 10, 1959
HOMETOWN: Moon Township, Pa.
WIFE: Ellen Calipari
CHILDREN:..... Erin Sue, Megan Rae,
 Bradley Vincent
EDUCATION:.....Clarion, 1982
MAJOR: Marketing

COACHING AWARDS

- 2015 Naismith Memorial Basketball Hall of Fame Inductee
- 2015 Associated Press National Coach of the Year
- 2015 Naismith National Coach of the Year
- 2015 NABC National Coach of the Year
- 2015 The Sporting News National Coach of the Year
- 2015 Adolph Rupp National Coach of the Year
- 2015 SEC Coach of the Year (AP/Coaches)
- 2015 USBWA District IV Coach of the Year
- 2012 Nell & John Wooden Coach of the Year Leadership Award
- 2012 Naismith National Coach of the Year Finalist
- 2012 SEC Coach of the Year (AP/Coaches)
- 2010 Adolph Rupp National Coach of the Year
- 2010 Naismith National Coach of the Year Finalist
- 2010 SEC Coach of the Year (AP)
- 2010 Sporting News SEC Coach of the Year
- 2010 Yahoo! Sports SEC Coach of the Year
- 2010 USBWA District IV Coach of the Year
- 2009 NABC National Co-Coach of the Year
- 2009 Sports Illustrated National Coach of the Year
- 2009 Phelan National Coach of the Year
- 2009 Iba National Coach of the Year Finalist
- 2009 C-USA Coach of the Year
- 2008 Naismith National Coach of the Year
- 2008 C-USA Coach of the Year
- 2008 Iba National Coach of the Year Finalist
- 2008 Phelan National Coach of the Year Finalist
- 2007 Phelan National Coach of the Year Finalist
- 2007 USBWA District IV Coach of the Year
- 2007 Basketball Times S. Region Coach of the Year
- 2006 C-USA Coach of the Year
- 2004 NABC District VII Coach of the Year
- 1996 Naismith National Coach of the Year
- 1996 NABC National Coach of the Year
- 1996 The Sporting News National Coach of the Year
- 1996 Atlantic 10 Coach of the Year
- 1995 Naismith National Coach of the Year Finalist
- 1994 Naismith National Coach of the Year Finalist
- 1994 Atlantic 10 Coach of the Year
- 1993 USBWA District I Coach of the Year
- 1993 Atlantic 10 Coach of the Year
- 1992 Eastern Basketball Coach of the Year

Final Four. UK became the first team ever to knock off three of the previous season's Final Four teams, and the Cats did so starting five freshmen and coming off an appearance in the NIT the season before.

The core of that 2014 Final Four team returned to Lexington for the 2014-15 season and joined one of the nation's top-ranked recruiting classes, putting Calipari in an unprecedented coaching position. With a roster full of players capable of starting at just about any other school, Coach Cal got his team to share and sacrifice minutes for one another with a two-platoon system and inspired a collection of future pros to play for one another.

The result was a season unlike anything college basketball had ever seen before. Behind one of the game's best defensive units ever, the Wildcats became the first team in NCAA history to post a 38-0 record. Among UK's most notable achievements in 2014-15 were the longest winning streak in program history, the best start ever by an SEC team, and SEC regular-season and tournament titles. The

38 straight wins marked the 17th streak of Calipari's career where his teams won 10 or more consecutive games during the season, the sixth where they won 20 or more, the fifth where they won 25 or more, the first where they won 30 or more, and the first where they won 35 or more. In the process, Calipari also notched his 600th on-court victory, becoming the 13th active Division I coach to achieve the feat.

Though he deferred all the credit to his players for allowing the season to happen, Calipari raked in a handful of national coach of the year awards nonetheless, including honors from the AP (his first), Naismith (his third, becoming the first coach to win it at multiple programs), National Association of Basketball Coaches (his third), Sporting News and the Adolph Rupp Award (his second).

In 2015-16, Calipari replaced his top seven scorers, who went on to the NBA, and still led the Wildcats to their 47th regular-season SEC title and their 29th SEC Tournament crown. Tyler Ulis was tabbed an NCAA Consensus First Team All-American, becoming the shortest player to earn the distinction since 1958. Meanwhile, Calipari captured his 200th career win at Kentucky in his 240th game, becoming the second-fastest Division I men's basketball coach to reach 200 victories at a single school. He's currently the only coach in NCAA history with at least 189 victories at three different schools.

In his most recent season as head coach, in 2016-17, the youthful Wildcats welcomed in another promising freshman class and dominated the SEC en route to winning both the league regular-season and tournament titles for the third straight year. Malik Monk was named an NCAA Consensus Second Team All-American, and broke the Kentucky freshman scoring record as well as the UK freshman single-game scoring record. The Cats fought through a tough NCAA Tournament draw and advanced to the Elite Eight for the sixth time in eight years under Calipari's leadership.

NBA DRAFT: DREAM FULFILLER

As someone who prides himself on helping young men reach their dreams, he has helped 42 players earn selection in the NBA Draft during his college coaching career, including 28 over his first eight seasons at Kentucky. The 31 picks over that eight-season span is 14 more than the next closest school.

In 2010, five of his UK players were selected in the first round for the first time in NBA history. He followed that up with four players in the draft in 2011, six players in 2012 — the most in a two-round draft — two in 2013, two in 2014, another six in 2015, three in 2016 and three in 2017. The 2015 haul included four lottery picks, tying the most in NBA history.

Overall, he's churned out 31 NBA draft picks, 24 first-rounders, three No. 1 overall selections, 12 top-10 picks and 17 lottery selections at Kentucky. Since the 2008 draft, 36 of Coach Cal's players have been taken in the NBA Draft, including 26 first-rounders. Calipari has produced a top-10 pick in 10 straight drafts. No other school has had a first-rounder in each of the last 10 drafts.

Included in Calipari's NBA success are four No. 1 overall picks (Derrick Rose, Karl-Anthony Towns, Wall and Davis) over a 10-year period. No other coach has had more than two No. 1 picks, and 2012 was the first time two players from the same team



(Davis and Kidd-Gilchrist) were taken with the first two picks in the draft.

Another way to look at Calipari's phenomenal ability to put players in the NBA: 31 of the 49 players who have finished their college careers at Kentucky under Calipari have been selected in the NBA Draft, a staggering 63.3-percent success rate. Of the 21 players at UK who have declared for the NBA Draft after their freshman seasons, all 21 have been first-round picks. Calipari is 25 for 25 in that regard if you include his Memphis players.

Calipari's players have entered the league NBA-ready. Rose was named MVP in 2011, four players have been tabbed All-NBA (Rose, Wall, Davis, and DeMarcus Cousins), three have been named NBA Rookie of the Year (Rose, Tyreke Evans and Towns), and 10 players from Calipari's first six teams at Kentucky have made the NBA All-Rookie teams.

CALIPARI AT NO. 1

RECORD AS TOP-RANKED COACH SINCE 2009-10

| | COACH | SCHOOLS | RECORDS |
|-----|-----------------|------------|---------|
| 1. | John Calipari | Kentucky | 69-7 |
| 2. | Bill Self | Kansas | 39-7 |
| 3. | Mike Krzyzewski | Duke | 28-5 |
| 4. | Jay Wright | Villanova | 16-4 |
| 5. | Jim Boeheim | Syracuse | 15-4 |
| 6. | Tom Crean | Indiana | 14-3 |
| 7. | Thad Matta | Ohio State | 13-2 |
| 8. | Sean Miller | Arizona | 12-1 |
| 9. | Billy Donovan | Florida | 11-1 |
| 10. | Mark Few | Gonzaga | 10-2 |

RECORD AS TOP-RANKED COACH (ACTIVE)

| | COACH | SCHOOLS | RECORDS |
|-----|-----------------|--------------------|---------|
| 1. | Mike Krzyzewski | Duke | 192-29 |
| 2. | John Calipari | UK, Memphis, UMass | 110-12 |
| 3. | Roy Williams | UNC, Kansas | 95-18 |
| 4. | Bill Self | Kansas | 41-8 |
| 5. | Bruce Weber | Illinois | 30-2 |
| 6. | Jim Boeheim | Syracuse | 24-5 |
| 7. | Thad Matta | Ohio State | 22-3 |
| 8. | Bob Huggins | Cincinnati | 20-4 |
| 9. | Jay Wright | Villanova | 16-4 |
| 10. | Tom Crean | Indiana | 14-3 |



THE SUCCESS RATE

Much like he did at UMass, when his players graduated at nearly 80 percent, Calipari has stressed academics. Fifteen of his final 18 seniors who came through the Memphis program earned their bachelor's degrees, and all 17 players at UK who were eligible to graduate by the end of their senior years have graduated, including three players (Patrick Patterson, Jarrod Polson and Alex Poythress) who earned their degree in just three years.

Calipari's teams routinely post grade-point average of 3.0 or better. In 2017, Kentucky earned a perfect four-year composite Academic Progress Rate score of 1,000 for the second consecutive season. It was also the fourth consecutive year in which UK earned a perfect one-year score of 1,000 and the third straight year – and fourth overall – it received an NCAA award for ranking in the top 10 percent in the country in the APR for men's basketball. Going back to 2007-08, the first year of the APR, all of Calipari's teams have far surpassed the Division I average APR score.

CALIPARI'S DRAFT PICKS

In 25 seasons as a head coach, John Calipari has coached 42 NBA Draft picks, including 30 first-round selections, with 16 of those going in the top 10. He's had four players draft No. 1 overall, twice as many as any other coach. Here's a list of his draft picks:

Table with 4 columns: PLAYER (SCHOOL), ROUND, OVERALL, YEAR. Lists 42 draft picks including Bam Adebayo, Eric Bledsoe, Devin Booker, Antonio Burks, etc.

HALL OF FAMER

After bringing the University of Massachusetts basketball program to national prominence in the '90s and resurrecting the Memphis basketball program in the 2000s, Calipari became the 22nd coach in UK history and seventh in the last 80 years.

Calipari's overall on-court record is 694-193 (.782) following his eighth season at UK. He entered the 2016-17 season with the third-highest winning percentage among active NCAA Division I coaches with five years of experience at college basketball's Division I level, trailing only Mark Few and Roy Williams.

Calipari is one of only two coaches (Williams) in NCAA Division I history to have 400 or more wins in his first 16 years as a head coach, and his 173 victories from 2008-12 are the most ever for a coach over a five-year span in Division I history. Since the 2005-06 season, he has the best winning percentage among all Division I coaches. On the NCAA Division I list for best on-court winning percentage (minimum 10 years), Calipari entered the 2017-18 season in fifth place and ahead of Krzyzewski, Bill Self, Jim Boeheim, Bob Huggins, Lute Olson, Dean Smith and Phog Allen.

His 10 30-win seasons are third most for a head coach in NCAA Division I history, and he is the first coach in NCAA Division I history to record five straight on-court 30-win seasons. For his college career (25 years), Calipari has 23 seasons of 20 or more on-court wins and 16 different seasons of 25 on-court campaigns. His 23 consecutive on-court 20-win seasons is the second-longest streak in NCAA history, trailing only Dean Smith, who had 27.

His NCAA Tournament record is 51-17, a .750 winning percentage. His six Final Four appearances are tied for seventh most by a coach all-time, and his 11 straight NCAA Tournament wins prior to the 2014 national championship loss was the longest winning streak in the tournament since the Florida Gators won 12 straight in 2006 and 2007.

When UK won the 2017 SEC regular-season title, Calipari became the first NCAA Division I coach to lead three different programs (UMass, Memphis, Kentucky) to five on-court regular-season league titles five different times. His 29 combined regular-season and conference championships trails only Few (30 titles) among all active coaches. All-time, Calipari trails only the great Adolph Rupp (41), Smith (30) and Few.

INTERNATIONAL SUCCESS

Calipari got a taste of international basketball when he accepted the head coaching position of the Dominican Republic National Team in 2011. His impact on the country was immediate and unprecedented.

In his first year with the team, Coach Cal led the Dominican Republic to a bronze-medal finish at the 2011 FIBA Americas Championship in Mar del Plata, Argentina, defeating archrival Puerto Rico and world power Brazil along the way. The Dominicans came within one win in the semifinal round of qualifying for the country's first-ever appearance in the Olympics. The third-place finish secured a spot at the 2012 FIBA World Olympic Qualifying Tournament as one of 12 teams vying for three open spots to the 2012 Olympic Games in London. There, again, the Dominicans came within one win of making history and qualifying for the Olympics.

Calipari also led the Dominican Republic to a gold

NCAA DIVISION I ACTIVE WINNINGEST COACHES

(On-Court By Percentage - Min. 10 yrs. at Division I level)

Table with 4 columns: NO., COACH/TEAM, YRS., PCT. Lists top 5 coaches: Mark Few, Roy Williams, John Calipari, Mike Krzyzewski, Bill Self.

SINCE 2005-06 ...

Since the 2005-06 season, John Calipari's on-court record ranks him as the winningest coach. Totals through the conclusion of the 2016-17 season.

Table with 2 columns: COACH, RECORD. Lists top 5 coaches since 2005-06: John Calipari, Bill Self, Mike Krzyzewski, Roy Williams, Mark Few.


medal at the 2012 Centrobasket. It was the first Centrobasket title in eight years for the Dominican Republic and just the third in the country's history.

In 2017, Coach Cal was named the head coach of the 2017 USA Basketball Men's U19 World Cup Team, which finished third at the 2017 FIBA U19 World Cup in Cairo.

UMASS: THE BEGINNING

Coach Cal started his head-coaching career at UMass in 1988-89, guiding a struggling program to the top of college basketball, capped off by a Final Four appearance in 1996.

At 29, when he was named head coach, Calipari began building a program from the ground up, going 10-18 his first season before posting a 17-14 record his second year (receiving a bid to the NIT). The Minutemen won their first Atlantic 10 championship in 1992 with a 30-5 record, including a 13-3 mark in league play. With a 77-71 overtime win over Syracuse in an East Regional second-round game, UMass made its first NCAA Sweet 16 appearance.



John Calipari was inducted into the Naismith Memorial Basketball Hall of Fame in 2015.

John Calipari

From there, the program skyrocketed under Coach Cal.

Calipari compiled a 193-71 on-court record (.731) during his eight-year career at Massachusetts, including a 108-44 mark (.684) in A-10 play. In addition to five straight NCAA Tournaments and a Final Four appearance in 1996, UMass also made two appearances in the NIT, advancing to the NIT semi-finals in 1991. The 1990-91 season was the first of six straight seasons in which the Minutemen won at least 20 games.

In his final season at UMass, Calipari was named the 1996 Naismith National Coach of the Year and The Sporting News National Coach of the Year. He was also named the A-10 Coach of the Year for the third time in four years, as well as Basketball Times East Region Coach of the Year.

During the Minutemen's 35-2 Final Four season in 1995-96, UMass posted wins over Kentucky, Maryland, Wake Forest, Georgia Tech, Syracuse, Virginia Tech and Louisville. UMass ended the regular season ranked No. 1 in the nation in the final regular-season poll after being the top-ranked team for nine weeks earlier in the year. The Minutemen also won their first 26 games of the season, setting a school record for most consecutive wins.

In addition to his Naismith National Coach of the Year honors in 1996, Calipari was a Naismith Coach

of the Year finalist in 1994 and 1995. He was the U.S. Basketball Writer's Association District I Coach of the Year in 1993.

Calipari left UMass in June of 1996 to become executive vice president of basketball operations and head coach of the New Jersey Nets. He led the Nets to a second-place finish in the NBA's Atlantic Division and the playoffs in 1998, ending a five-year postseason drought for the franchise. The Nets' 17-game turnaround from the previous year was the best that season in the NBA.

He became a member of the Philadelphia 76ers coaching staff in 1999, rejoining head coach Larry Brown, for whom Calipari was an assistant at Kansas.

HE'S BACK

Calipari returned to the college game in 2000 at Memphis, where he led the Tigers to the 2008 NCAA title game. Memphis' 38 wins in 2007-08 made him the winningest coach for a single season in NCAA history. As a result, Calipari was named Naismith National Coach of the Year for a second time in his career. He is only the second coach to receive the honor multiple times since the award's inception in 1987. Krzyzewski is the other to do so.

Calipari, the 2009 Sports Illustrated National Coach of the Year, led the Tigers to nine straight 20-win campaigns and nine consecutive postseason

appearances, the only Memphis coach to do that. He posted 252 on-court wins — 28.0 wins per season — as the Tigers' head coach, making him the winningest coach in school history.

CALIPARI'S ROOTS

Calipari, who is on the board of directors for the National Association of Basketball Coaches, began his coaching career at Kansas as a volunteer assistant under Ted Owens. In 1983, he was hired as the

THE CALIPARI FILE

COACHING CAREER

| | |
|---|------------|
| Kansas, assistant coach | 1983-85 |
| Pittsburgh, assistant coach..... | 1986-88 |
| Massachusetts, head coach | 1989-96 |
| New Jersey Nets (NBA), head coach..... | 1997-99 |
| Philadelphia 76ers (NBA), assistant coach | 2000 |
| Memphis, head coach | 2001-09 |
| Kentucky, head coach..... | 2010-pres. |

UMASS, HEAD COACH

| | |
|--|---------------------------------------|
| 1988-89 | 10-18 |
| 1989-90 | (NIT) 17-14 |
| 1990-91 | (NIT Final Four) 20-13 |
| 1991-92 (A-10 Champ [R/T]; NCAA Sweet 16) | 30-5 |
| 1992-93 | (A-10 Champ [R/T]; NCAA 2nd Rd.) 24-7 |
| 1993-94 | (A-10 Champ [R/T]; NCAA 2nd Rd.) 28-7 |
| 1994-95 ... (A-10 Champ [R/T]; NCAA Elite Eight) | 29-5 |
| 1995-96* .. (A-10 Champ [R/T]; NCAA Final Four) | 31-1 |
| Totals: | 189-70 |

NEW JERSEY NETS, HEAD COACH

| | |
|----------------------|----------------------|
| 1996-97: | 26-56 |
| 1997-98: | (NBA Playoffs) 43-39 |
| 1998-99: | 3-17 |
| Totals: | 72-112 |

MEMPHIS, HEAD COACH

| | |
|---|--------------------------------------|
| 2000-01 | (NIT Final Four) 21-15 |
| 2001-02 .. (C-USA Nat'l Div. Champ; NIT Champ) | 27-9 |
| 2002-03 | (C-USA Nat'l Div. Champ; NCAA) 23-7 |
| 2003-04 | (C-USA Champ [R]; NCAA 2nd Rd.) 22-8 |
| 2004-05 | (NIT Final Four) 22-16 |
| 2005-06 ... (C-USA Champ [R/T]; NCAA Elite Eight) | 33-4 |
| 2006-07 ... (C-USA Champ [R/T]; NCAA Elite Eight) | 33-4 |
| 2007-08* | (C-USA Champ [R/T]; NCAA Finals) 0-1 |
| 2008-09 .. (C-USA Champ [R/T]; NCAA Sweet 16) | 33-4 |
| Totals: | 214-68 |

KENTUCKY, HEAD COACH

| | |
|---|--|
| 2009-10 | (SEC Champ [R/T]; NCAA Elite Eight) 35-3 |
| 2010-11 | (SEC Champ [T]; NCAA Final Four) 29-9 |
| 2011-12 | (SEC Champ [R]; NCAA Champion) 38-2 |
| 2012-13 | (NIT) 21-12 |
| 2013-14 | (NCAA Runner-Up) 29-11 |
| 2014-15 | (SEC Champ [R/T]; NCAA Final Four) 38-1 |
| 2015-16 | (SEC Champ [R/T]; NCAA 2nd Rd.) 27-9 |
| 2016-17 (SEC Champ [R/T]; NCAA Elite Eight) | 32-6 |
| Totals | 249-53 |

NCAA Totals: (15/14 regular-season/tournament conference titles, 15 NAAs) 652-191

*-season includes games later vacated due to NCAA sanctions; actual on-court records were 35-2 in 1995-96 and 38-2 in 2007-08. NCAA Tournament appearances were also vacated in 1996 and 2008. Actual on-court won-lost record overall is 694-193 for a .782 winning percentage.

TOP 10 BEST CAREER STARTS BY WINS

25 Seasons

| COACH (TEAMS) | SEASONS | W | L | Pct. |
|---|------------------------------------|------------|------------|-------------|
| Roy Williams (Kansas, North Carolina) | 1989-2013 | 700 | 180 | .795 |
| John Calipari (UMass, Memphis, Kentucky)* | 1989-96, 2001-09, 10-17 | 694 | 193 | .782 |
| Jerry Tarkanian (Long Beach St., UNLV, Fresno St.) | 1969-92, 96 | 647 | 133 | .829 |
| Jim Boeheim (Syracuse) | 1977-2001 | 600 | 208 | .743 |
| Bob Huggins (Walsh, Akron, Cincinnati, Kansas St.) | 1981-2005, 2007 | 590 | 211 | .737 |
| Denny Crum (Louisville) | 1972-96 | 587 | 224 | .724 |
| Dean Smith (North Carolina) | 1962-86 | 579 | 171 | .772 |
| Rick Pitino (Hawaii, Boston U., Providence, Kentucky, Louisville) | 1976, 79-83, 86-87, 90-97, 2002-10 | 574 | 214 | .728 |
| John Thompson (Georgetown) | 1973-97 | 573 | 218 | .724 |
| Mike Krzyzewski (Army, Duke) | 1976-2000 | 571 | 219 | .723 |

* Includes on-court wins

TOP 10 BEST CAREER STARTS BY WINNING PCT.

25 Seasons

| COACH (TEAMS) | SEASONS | W | L | Pct. |
|--|--------------------------------|------------|------------|-------------|
| Adolph Rupp (Kentucky) | 1931-52, 54-56 | 540 | 92 | .854 |
| Jerry Tarkanian (Long Beach St., UNLV, Fresno St.) | 1969-92, 96 | 647 | 133 | .829 |
| Roy Williams (Kansas, North Carolina) | 1989-2013 | 700 | 180 | .795 |
| Henry Iba (Northwest Mo. St., Colorado, Oklahoma St.) | 1930-1954 | 540 | 144 | .789 |
| John Calipari (UMass, Memphis, Kentucky)* | 1989-96, 2001-09, 10-17 | 694 | 193 | .782 |
| John Wooden (Indiana St., UCLA) | 1947-71 | 550 | 155 | .780 |
| Dean Smith (North Carolina) | 1962-86 | 579 | 171 | .772 |
| Frank Kearney (Rhode Island) | 1922-46 | 354 | 107 | .768 |
| Phog Allen (Baker, Kansas, Haskell, Central Mo., Kansas) | 1906-09, 13-33 | 383 | 120 | .761 |
| Jim Boeheim (Syracuse) | 1977-2001 | 600 | 208 | .743 |

* Includes on-court wins



John Calipari

recruiting coordinator at the University of Vermont, but he was swayed back to the nation's heartland when Brown was hired as head coach at KU. He spent three seasons at Kansas (1982-85) before another three-year stint as an assistant coach to Paul Evans at Pittsburgh (1985-88).

The 58-year-old lettered two years at UNC-Wilmington before transferring to Clarion State. He played point guard at Clarion during the 1981 and 1982 seasons, leading the team in assists and free-throw percentage. The Eagles were ranked in the Division II top 20 both years and participated in the 1981 NCAA Division II Tournament.

SERVANT LEADER

Calipari's foundation, The Calipari Foundation, has raised millions of dollars to help the lives of those in need in the Commonwealth and across the country, and in 2010, he used a telethon to raise more than \$1 million for victims of the devastating earthquake in Haiti. He followed that up with another telethon in 2012 that raised \$1 million for victims of Superstorm Sandy.

In 2013, Calipari came up with the idea of hosting an annual alumni weekend around his basketball fantasy experience with the intent to raise money for charity. After generating \$350,000 for selected organizations and charities during the inaugural game, the weekend (the game and the fantasy experience) has generated more than \$1 million for charity every year since, including in

DEVELOPING TALENT

John Calipari hasn't just signed the best talent in the country while he's been at Kentucky; he's been the best at developing that talent and getting it ready for the next level.

Of the 27 top-25 Rivals.com players Kentucky has signed and have completed their college eligibility at UK, 24 were drafted and 21 were selected in the first round. Those draft numbers don't include Wenyen Gabriel, Sacha Killeya-Jones, transfers or the 2017 class, all of whom are still in school.

Of the 18 players who have declared for the NBA Draft after their freshman season at Kentucky, all 18 of them have been selected in the first round.

Calipari is 22 for 22 in that regard when including his players from Memphis.

But that's only half the story. Calipari's players don't just make it to the pros; they're better prepared than anyone else. The proof is in the numbers.

Over the course of his career, Calipari's more than 40 NBA pros have nearly \$1.5 billion in NBA contracts alone, which doesn't include endorsement deals and overseas contracts.

Of his UK players alone in the NBA, they've earned more than \$1 billion in guaranteed contracts.

2014 without the funds from an alumni game and 2016 with a celebrity softball game in place of the traditional basketball game.

Calipari's foundation has also worked with and donated money to Samaritan's Feet, the West Liberty Recovery Fund, 4 Paws for Ability, the Starkey Hearing Foundation, the Urban League of Lexington and the V Foundation. Calipari has also headed up the EverFi Financial Literacy Program, which teaches students across Kentucky the importance

of money management.

Author of five books, including the New York Times Best Seller "Players First: Coaching from the Inside Out," Calipari is a master of communication and maximizing talent. He lives by the motto "that it's never a matter of how far you have fallen, but instead it's about how high you bounce back."

Calipari and his wife, Ellen, have two daughters, Erin and Megan, and a son, Brad, who plays on the current Kentucky team.

The Wildcats have signed more top-25 players under John Calipari's leadership than any other school. Nearly a quarter of all Rivals' top-10 prospects nationally over the past nine classes have signed with Coach Cal and the Cats.

Table with columns: PLAYER (YEAR), ESPN, RIVALS, SCOUT, MCD, JB. Lists players from Jemarl Baker ('17) to Julius Mays ('12).

Table with columns: PLAYER (YEAR), ESPN, RIVALS, SCOUT, MCD, JB. Lists players from Nerlens Noel ('12) to John Wall ('09), includes summary rows for Top-10, Top-15, Top-25, Top-50 players and All-Americans.

CAL IN CONFERENCE

| SEC COACHES | CONFERENCE COACH OF THE YEAR | NCAA COACH OF THE YEAR | CONFERENCE CHAMPIONSHIPS | CONFERENCE TOURNAMENT CHAMPIONSHIPS | NCAA APPEARANCES | NCAA SWEET 16 | NCAA ELITE EIGHT | NCAA FINAL FOUR | NCAA CHAMPIONSHIPS | NIT APPEARANCES | NIT FINAL FOUR | NIT CHAMPIONSHIPS |
|--------------------------------|------------------------------|------------------------|--------------------------|-------------------------------------|------------------|---------------|------------------|-----------------|--------------------|-----------------|----------------|-------------------|
| Avery Johnson, Alabama | 0 | 0 | 0 | 0 | 0 | 0 | 0 | 0 | 0 | 2 | 0 | 0 |
| Mike Anderson, Arkansas | 1 | 1 | 1 | 1 | 8 | 2 | 1 | 0 | 0 | 2 | 0 | 0 |
| Bruce Pearl, Auburn | 7 | 3 | 7 | 2 | 17 | 10 | 3 | 2 | 1 | 1 | 0 | 0 |
| Michael White, Florida | 3 | 0 | 3 | 0 | 1 | 1 | 1 | 0 | 0 | 4 | 0 | 0 |
| Mark Fox, Georgia | 3 | 0 | 4 | 0 | 5 | 0 | 0 | 0 | 0 | 3 | 0 | 0 |
| John Calipari, Kentucky | 9 | 5 | 15 | 14 | 19 | 13 | 11 | 6 | 1 | 6 | 4 | 1 |
| Will Wade, LSU | 1 | 0 | 0 | 0 | 2 | 0 | 0 | 0 | 0 | 0 | 0 | 0 |
| Cuonzo Martin, Missouri | 1 | 0 | 1 | 0 | 2 | 1 | 0 | 0 | 0 | 4 | 0 | 0 |
| Andy Kennedy, Ole Miss | 2 | 0 | 0 | 1 | 2 | 0 | 0 | 0 | 0 | 7 | 2 | 0 |
| Ben Howland, Mississippi State | 3 | 2 | 7 | 5 | 10 | 5 | 3 | 3 | 0 | 1 | 0 | 0 |
| Frank Martin, South Carolina | 1 | 1 | 0 | 0 | 5 | 2 | 2 | 1 | 0 | 2 | 0 | 0 |
| Rick Barnes, Tennessee | 5 | 0 | 3 | 1 | 22 | 6 | 3 | 1 | 0 | 3 | 1 | 0 |
| Billy Kennedy, Texas A&M | 4 | 0 | 5 | 2 | 3 | 1 | 0 | 0 | 0 | 2 | 0 | 0 |
| Bryce Drew, Vanderbilt | 3 | 0 | 4 | 2 | 3 | 0 | 0 | 0 | 0 | 2 | 1 | 0 |
| TOTALS | 43 | 12 | 50 | 28 | 99 | 41 | 24 | 13 | 2 | 39 | 8 | 1 |

MISCELLANEOUS ON-COURT RECORDS

Overall On-Court Record: 694-193 (.782)
 March/April Record:..... 152-42 (.784)
 NCAA Record:..... 51-17 (.750)
 Record in Conference Games:..... 319-93 (.774)
 Record in Conference Tournament: 53-12 (.815)

- Calipari owns the most single-season wins with 38, tying his own record (Memphis in '08 and UK in '12) in 2016 with 38 wins
- Calipari is one of two coaches (Roy Williams) in NCAA Division I history to have 400 or more wins in the first 16 years as a head coach. Calipari had 416 wins in his first 16 years
- Calipari is the winningest coach in NCAA Division I history for a five-year span with 173 victories (2008-12)
- Calipari is the first coach in NCAA Division I history to record five straight on-court 30-win seasons. Memphis hit the 30-win plateau from 2006-09
- Calipari is one of only two coaches (Rick Pitino) to lead three different schools to a Final Four
- Calipari is one of only three coaches (John Wooden, Mike Krzyzewski) to go to four Final Fours in five seasons
- Calipari started with a 54-0 record in Rupp Arena as head coach of the Wildcats
- Calipari has 31 players that have been chosen in the NBA Draft (24 first-round picks) over the last eight seasons
- Calipari has more wins (327) in a 10-year period (2006-15) than any other coach in college basketball history
- Calipari is the second-fastest Division I men's basketball coach to reach 200 victories at a single school, behind only LIU-Brooklyn's Claire Bee
- Calipari's 29 combined regular season and tournament league titles trail only Mark Few of Gonzaga for the most among active coaches

CALIPARI VS. ALL OPPONENTS

| | | | |
|--------------------------------|-----------------------------|--------------------------------|-----------------------------|
| Alabama 13-3 | Furman 1-0 | Mississippi Valley St..... 1-0 | S. Louisiana..... 3-0 |
| Albany 1-0 | George Mason 1-0 | Missouri..... 7-2 | Southern Cal 2-0 |
| Arizona 1-1 | George Washington 8-9 | Montana State..... 1-0 | Southern Miss 15-4 |
| Arizona State 2-1 | Georgetown..... 2-1 | Morehead State..... 2-0 | Southwest Texas St..... 1-0 |
| Arkansas 10-6 | Georgia 14-2 | Murray State..... 1-0 | St. Bonaventure 17-1 |
| Arkansas-Little Rock 3-0 | Georgia Tech 1-1 | Nevada 1-0 | St. John's..... 1-0 |
| Arkansas-Pine Bluff..... 1-0 | Gonzaga 4-0 | New Hampshire 5-0 | St. Joseph's 15-5 |
| Arkansas State 4-0 | Grand Canyon..... 1-0 | New Mexico 1-0 | St. Mary's..... 1-0 |
| Auburn..... 9-1 | Hampton..... 1-0 | New Orleans..... 1-0 | St. Peter's 1-0 |
| Austin Peay..... 6-1 | Hartford..... 2-0 | NJIT..... 1-0 | Stanford..... 3-2 |
| Baylor 1-2 | Harvard..... 1-0 | North Carolina 6-3 | Stephen F. Austin..... 1-0 |
| Belmont 2-0 | Hofstra..... 1-0 | North Carolina State..... 1-0 | Stony Brook 1-0 |
| Boise State..... 1-0 | Holy Cross..... 4-1 | North Texas..... 1-0 | Syracuse..... 3-2 |
| Boston 7-1 | Houston..... 16-3 | Northeastern 3-1 | TCU 7-1 |
| Boston College..... 2-0 | Howard..... 1-0 | Northern Kentucky 2-0 | Temple 13-11 |
| Bradley 1-0 | Illinois 1-1 | Northwestern State..... 1-0 | Tennessee..... 14-7 |
| Bucknell..... 1-0 | Illinois State 1-0 | Notre Dame 2-1 | Tennessee Tech..... 1-0 |
| Buffalo 2-0 | Indiana..... 3-2 | Oakland 1-0 | Texas 2-2 |
| BYU..... 1-0 | Iowa 0-1 | Ohio State..... 1-2 | Texas A&M..... 7-2 |
| Cal State Northridge 1-0 | Iowa State..... 2-0 | Oklahoma 5-1 | Towson State 1-0 |
| Canisius 1-0 | Jackson State 2-0 | Oklahoma State..... 0-2 | Tulane 16-0 |
| Central Conn. St..... 2-0 | Kansas..... 3-5 | Old Dominion 2-0 | Tulsa 11-1 |
| Charlotte..... 2-3 | Kansas State 2-0 | Ole Miss..... 13-4 | UAB..... 14-3 |
| Chattanooga 2-0 | Keene State 1-0 | Oral Roberts 1-0 | UCF 5-0 |
| Christian Brothers..... 2-0 | Kentucky..... 2-4 | Oregon State..... 1-0 | UCLA 4-3 |
| Cincinnati..... 6-7 | La Salle..... 3-0 | Pennsylvania..... 3-0 | UNC Asheville 2-0 |
| Cleveland State..... 4-0 | Lafayette (Pa.)..... 1-0 | Penn State 4-4 | UNC Greensboro 1-0 |
| Coastal Carolina..... 1-0 | Lamar..... 4-0 | Pepperdine 1-0 | UNC Wilmington..... 1-0 |
| Colorado 1-1 | LIU-Brooklyn 1-0 | Pittsburgh 2-1 | USF 10-1 |
| Colorado State..... 0-1 | Lipscomb 1-0 | Portland..... 3-0 | Utah 1-1 |
| Columbia 1-0 | Long Beach State..... 1-0 | Princeton..... 2-0 | UTEP 5-0 |
| Connecticut 2-5 | Louisiana Tech 1-1 | Providence..... 3-1 | UT Arlington 3-0 |
| Coppin State 1-0 | Louisville..... 14-7 | Purdue..... 2-1 | UT Martin 5-0 |
| Cornell 1-0 | Loyola 1-0 | Radford 1-0 | Valparaiso..... 1-0 |
| Dartmouth..... 1-0 | Lowell 2-1 | Rhode Island..... 16-2 | Vanderbilt..... 13-4 |
| Dayton 1-0 | LSU..... 10-2 | Rice 4-0 | Vermont..... 2-0 |
| DePaul 4-2 | Manhattan..... 2-0 | Richmond 1-0 | Villanova..... 2-0 |
| Detroit 1-0 | Marist 2-0 | Rider 1-0 | Virginia 0-1 |
| Drexel 2-0 | Marquette 3-1 | Robert Morris 1-1 | Virginia Tech 2-0 |
| Duke 1-2 | Marshall 6-0 | Rutgers 11-4 | Wake Forest..... 2-1 |
| Duquesne 12-4 | Maryland 5-3 | Saint Louis 4-3 | Washington 1-0 |
| East Carolina..... 7-0 | Massachusetts..... 1-0 | Sam Houston State 1-0 | West Virginia 12-7 |
| East Tennessee State 3-0 | Memphis 1-0 | Samford 3-0 | Western Kentucky 2-0 |
| Eastern Kentucky 3-0 | Miami (Fla.) 0-1 | Santa Clara..... 1-0 | Wichita State 2-0 |
| Eastern Michigan 2-0 | Miami (Ohio) 2-0 | Savannah State 1-0 | Winthrop 2-0 |
| Fairfield..... 1-0 | Michigan 1-0 | Seton Hall 1-0 | Wisconsin 1-1 |
| Florida 15-6 | Michigan State..... 2-1 | Siena 4-0 | Wofford 1-0 |
| Florida State 1-1 | Middle Tennessee..... 3-0 | SMU 7-0 | Wright State..... 1-0 |
| Florida Tech 0-1 | Milwaukee 1-0 | South Carolina 13-2 | Xavier..... 2-2 |
| Fordham 5-0 | Mississippi State..... 11-0 | South Connecticut..... 1-0 | Yale 1-0 |

KENNY PAYNE

Associate Head Coach | Fourth Season | Eighth Overall Season at UK



Kenny Payne enters his eighth season with John Calipari and the Kentucky men's basketball program in 2017-18. He was promoted to associate head coach in May of 2014 after serving his first four seasons as an assistant coach. Prior to his arrival at UK he served as an assistant at Oregon for six seasons.

Payne's work with Kentucky's big men has played an instrumental role in UK's NBA Draft success. Payne's development with Anthony Davis and Karl-Anthony Towns helped the Kentucky freshmen go No. 1 overall in their respective drafts.

Payne was also a key in the development of UK big men Nerlens Noel (sixth in 2013 NBA Draft), Julius Randle (seventh pick in 2014 NBA Draft), Willie Cauley-Stein (sixth in 2015 NBA Draft), Skal Labissiere (28th in 2016 NBA Draft) and Bam Adebayo (14th in 2017 NBA Draft).

Nationally recognized as one of the game's top recruiters, Payne's ability to recruit has continued to flourish at Kentucky. He played a key part in Calipari's last eight recruiting classes. The 2011, 2012, 2013, 2016 and 2017 classes all ranked No. 1 in the country, according to the Recruiting Services Consensus Index. The 2013 class consisted of a record six McDonald's All-Americans and was heralded as one of the best classes ever assembled by many pundits. The 2017 class is rated as the best ever by RSCI.

Payne hasn't just helped recruit players to Kentucky; he's also helped develop them into stars. UK has had a player selected in the NBA Draft lottery in all seven seasons he's been at Kentucky and had multiple picked in the first round in all seven seasons.

Kentucky has advanced to the Final Four in four of the seven seasons in which Payne has been on staff, including in 2015, when, in his first year as an associate head coach, Payne helped guide the Wildcats to the first 38-0 record in college basketball history.

Payne's first season as part of the Kentucky staff came during the 2010-11 season as the Wildcats advanced to the Final Four, the first in the Calipari era.

Kentucky then captured the national championship during Payne's second season and Davis was the recipient of numerous national player of the year accolades.



Payne was instrumental in helping lead UK back to the national title game in 2014 behind the play of Randle, an All-American forward who broke freshman records in rebounding, double-doubles and free throws made.

During his tenure at Oregon, Payne helped the Ducks burst onto the national scene with two NCAA Tournament appearances in 2007 and 2008. Oregon also claimed one Pacific-10 Tournament title and three Ducks were selected in the first and second rounds of the NBA Draft under Payne.

During the 2006-07 season, the Ducks recorded an 11-7 Pac-10 record and posted an undefeated mark in nonconference regular-season games, finishing with a 29-8 overall record. That season, Oregon captured the Pac-10 Tournament, and followed the tournament run with an impressive performance at the NCAA Tournament. The Ducks earned a No. 3 seed in the tournament and advanced to the Elite Eight, where they lost to eventual champions Florida.

The Ducks followed their Elite Eight run with another appearance in the 2008 NCAA Tournament. Payne and the Oregon coaching staff then reigned in a top-20 recruiting class for the 2008 season with six highly touted recruits.

Prior to coaching, Payne traveled the globe playing basketball for 10 different professional leagues. In 1989, Payne was chosen in the first round and 19th overall in the NBA Draft, playing four years for the Philadelphia 76ers.

Payne competed in the Continental Basketball Association (Tri-Cities, Washington) and overseas in Italy, Japan, Brazil, the Philippines, Cypress, China

and Argentina. He finished his professional career in 2000 following a season with Team Taipans of Cairns in Australia.

A four-year letterwinner at Louisville from 1985-89, Payne joined the Cardinals from Northeast Jones High School in Laurel, Mississippi, where he was a Parade All-American and the state's player of the year.

Payne helped lead Louisville to the 1986 NCAA national championship as a sophomore when he appeared in 34 games and averaged 3.6 points per game. As a senior, Payne averaged 14.5 points and 5.7 rebounds and was named Second Team All-Metro Conference.

By the end of his Louisville career, Payne registered 1,083 points and shot 40 percent from 3-point range.

Payne earned a bachelor of science in sport administration from Louisville in 2003.

He and his wife, Michelle, have two children: Alexis and Alexander.

BIO BLAST

HOMETOWN: Laurel, Miss.
EDUCATION:..... Louisville, 2003
2005-10:..... Oregon, Assistant Coach
2011-14:..... Kentucky, Assistant Coach
2014-PRES:..... Kentucky, Associate Head Coach

TONY BARBEE

Assistant Coach | Third Season | Fourth Overall Season at UK



Tony Barbee enters his third season as an assistant coach in 2017-18 at Kentucky after serving the 2014-15 season as special assistant to the head coach at UK.

In all three seasons Barbee has been on staff, including his most recent two as an assistant coach, the Wildcats have swept the Southeastern Conference regular-season and tournament championships. On the road recruiting, he helped secure the No. 1 classes in 2016 and 2017, as designated by the Recruiting Services Consensus Index.

During the 2014-15 season, Barbee served as the special assistant to head coach John Calipari, where he assisted Calipari in a multitude of roles, including game-plan preparation, practice plans and administrative duties within everyday basketball operations. With Barbee's help the Wildcats enjoyed one of the most storied seasons in program history, becoming the first team in NCAA history to begin a season 38-0 while claiming the SEC regular-season and tournament crowns, advancing to the program's fourth

Final Four in five seasons, and helping six players go in the NBA Draft.

In his two seasons as an assistant coach, UK has gone to the NCAA Tournament and sent a combined six players to the NBA Draft.

Barbee was previously the head coach at UTEP and at Auburn and has served as an assistant coach under Calipari for a total of eight seasons in his career.

Barbee played for Calipari at UMass before starting his coaching career as a graduate assistant on the Massachusetts staff in 1995-96. The Minutemen advanced to the NCAA Final Four in Barbee's first season as a member of the coaching staff.

He served as an assistant coach for two seasons at UMass before taking an assistant coaching position at Wyoming. Barbee rejoined Calipari as an assistant at Memphis for six seasons from 2001-06.

The Tigers earned a 20-win season in each of his six years on staff. The Tigers claimed a pair of Conference USA titles and advanced to the NCAA Tournament three times during his tenure, including an Elite Eight run in his final season. During Barbee's tenure at Memphis, the Tigers won 148 games, an average of nearly 25 victories per season.

Memphis produced top-10 recruiting classes in each of Barbee's six years, including the 2001 class that was ranked No. 1 in the country.

Barbee was hired as UTEP's head coach in 2006. During his four-year tenure at the helm of the Miners program, he averaged 20.5 wins per seasons and exceeded his win total from year to year. His most prolific season at UTEP was his last in which he led the Miners to a 26-7 overall record, a C-USA regular-season title and an NCAA Tournament appearance in 2009-10.

He became Auburn's head coach prior to the start of the 2010-11 season. He spent four seasons as the head coach of the Tigers and has amassed an overall

131-127 record as a head coach.

Prior to Auburn, Barbee had advanced to post-season play in 18 of his 19 seasons as a head coach, assistant coach and player.

As a player, Barbee helped lead the Minutemen to a pair of Atlantic 10 championships and two NCAA Tournaments, including the Sweet 16 in 1992. UMass went 91-39 during his four-year career.

Barbee still ranks among the school's all-time leaders in numerous statistical categories, including scoring with 1,643 points. He was a Second Team All-Atlantic 10 player in 1991 and 1993 and All-Atlantic 10 Freshman Team selection in 1990.

The Indianapolis native played professionally in Spain and France after his playing career at UMass. He earned his bachelor of arts in sports management from UMass in 1993, with a minor in African-American studies.

He and his wife, Holly, have a daughter, Hayden Alexandra, and son, Andrew Marsh.

BIO BLAST

HOMETOWN: Indianapolis
EDUCATION: UMass, 1993
1996: UMass, Grad. Asst. Coach
1997-98: UMass, Assistant Coach
1999: Wyoming, Assistant Coach
2000: UMass, Assistant Coach
2001-06: Memphis, Assistant Coach
2007-10: UTEP, Head Coach
2011-14: Auburn, Head Coach
2015: Kentucky,
 Special Assistant to the Head Coach
2016-PRES.: Kentucky, Assistant Coach

JOEL JUSTUS

Assistant Coach | Second Season | Fourth Overall Season at UK



Joel Justus enters his second season as an assistant coach in 2017-18 after serving two seasons on staff, first as the director of analytics and then as the special assistant to the head coach.

Justus joined the staff for the historic 2014-15 season as the director of analytics. Using Justus' analytics, Kentucky's players bought in to a two-platoon system that helped the Wildcats become one of the most efficient teams in the country, including the most dominant defensive team in recent history, as UK became the first team in college basketball history to start a season 38-0.

Justus analyzed player and team performance, utilizing various stats and data to help develop effi-

cient strategies through video. He developed tools that streamlined the decision-making process of the coaching staff using advanced statistical modeling and analysis.

He also analyzed large data sets to aid the coaching staff's scouting reports as well as postgame analysis. He assisted in day-to-day operations of the program, which included coordinating with NBA personnel while assisting in many areas of basketball operations.

After successfully integrating analytics into the daily culture of the program, he was elevated to special assistant to the head coach for the 2015-16 season. With his previous responsibilities remaining an active part of his duties, Justus' role expanded to include scouting future opponents, providing strategies to help advance the program and assisting with special projects assigned by Calipari.

In his first season as an assistant coach, Kentucky won both the Southeastern Conference regular-season and tournament championships while advancing to the Elite Eight of the NCAA Tournament. He played a key part in securing what the Recruiting Services Consensus Index calculates as the best recruiting class ever in 2017.

Justus came to UK after serving as the head coach at Davidson Day High School in Davidson, North Carolina. In both years at the helm, he guided the Patriots to the Elite Eight in the state tournament.

Prior to his time at Davidson Day, Justus served as the head boys' basketball coach at Woodberry Forest School in Woodberry, Virginia, from 2008-12. During

his time at Woodberry Forest, he guided his team to the Virginia Prep League regular-season championship in 2010 while advancing to the Virginia Prep League championship game in consecutive years, a first in more than two decades.

Justus has spent time in college basketball as an assistant coach at Elon University from 2004-08, where he helped guide the Phoenix to a Northern Division title in 2006 and the Southern Conference championship game in 2008.

A 2004 graduate of UNC Wilmington, Justus helped the Seahawks as a student-athlete capture two Colonial Athletic Association titles, made three postseason appearances (NIT in 2001 and NCAA in 2002 and 2003) and was team captain his senior season.

Justus has a son: Deacon Archer Justus, 4.

BIO BLAST

HOMETOWN: Winston-Salmen, N.C.
EDUCATION: UNC Wilmington, 2004
2004-08: Elon, Assistant Coach
2015: Kentucky, Director of Analytics
2016: Kentucky, Special Assistant to the Head Coach
2017-PRES.: Kentucky, Assistant Coach

JOHN ROBIC

Special Assistant to the Head Coach | Second Season | Ninth Overall Season at UK



John Robic enters his second season with the Kentucky basketball program as the special assistant to the head coach in 2017-18 and is a long-time associate of UK head coach John Calipari, including the first seven seasons at Kentucky as an assistant coach.

Robic has been Calipari’s right-hand man throughout their careers. In his current role, Robic scouts future opponents, helps Calipari with game plans, breaks down film with Calipari, and carries out special projects and assignments from the head coach.

Beginning with their first season together at UMass in 1988-89, where Robic was an assistant under Calipari, the two are entering their 21st season together. It seems as if the Calipari-Robic duo is a proven combination for thrilling basketball seasons.

Similar to those magical years he assisted in at UMass in the 1990s, Robic helped lead Memphis to the program’s most storied era in school history in four seasons with the Tigers (2006-09), as well as helping return Kentucky back among the nation’s elite since his arrival in Lexington.

Robic helped the Wildcats post a 35-3 mark in his inaugural season at Kentucky. The Cats made an appearance in the 2010 Elite Eight while claiming SEC regular-season and tournament championships along the way.

During his third season at UK, the Wildcats set an NCAA record with 38 victories en route to the program’s eighth national championship. Anthony Davis was tabbed the national player of the year by several outlets and went on to become the second No. 1 overall NBA Draft pick in three seasons for UK. Kentucky continued to make history when Michael Kidd-Gilchrist was chosen No. 2 overall to become the first teammates to go 1-2 in Draft history. The duo led a record-breaking six selections in the same draft year.

Robic was instrumental in the game prep and scouting for the 2014 trek to the national championship game, a run that some national pundits called one of the greatest NCAA Tournament runs of all time. Seeded No. 8 in a region analysts called “the region of doom,” UK knocked off previously

undefeated and top-seeded Wichita State, downed defending national champion and archrival Louisville, and defeated defending national runner-up and Big 10 champion Michigan before edging Wisconsin in the Final Four. UK became the first team ever to knock off three of the previous season’s Final Four teams.

History was once again the story during the 2014-15 season as the Wildcats won a record 38 games to start the season, reaching yet another Final Four while sending six players to the NBA Draft, including the top overall pick for the third time in six seasons.

In his eight seasons at Kentucky, the Wildcats have had 31 players selected in the NBA Draft, including 24 in the first round, the most of any school during that time period. He helped UK make history when five Wildcats were drafted in the first round of the 2010 NBA Draft.

His last four years at Memphis, the Tigers won an NCAA record 137 games (137-14 record) while advancing to the 2006 and 2007 NCAA Elite Eights, the 2008 NCAA title game, and sweeping the 2006-09 Conference USA regular-season and tournament crowns. Memphis spent each week of the last four years in the national polls.

In 2007-08, Robic was a part of the Tigers’ “Dream Season,” which lasted through the NCAA championship game. Memphis set an NCAA record for victories with 38 wins (38-2 mark) and held down the No. 1 spot in both national polls for a school-record five straight weeks during the season.

Before 2005-06, Robic served as the head coach at Youngstown State from 1999-2005.

Prior to its move to the Horizon League, Youngstown State put together a tremendous year in the Mid-Con in 2000-01, Robic’s second year at the helm. The Penguins posted a 19-11 overall mark and an 11-5 Mid-Con record. The 19 overall wins were the second most in 16 seasons, and the 11 league victories tied the school record for most conference wins.

Before taking over at Youngstown State, Robic served as an assistant for 11 years at UMass for both Calipari and Bruiser Flint.

After a 10-18 mark his first season on staff, Robic

helped lead the Minutemen to nine consecutive winning campaigns.

From 1990-96, the Minutemen averaged 26 wins per year and had six straight 20-win seasons, including two 30-victory campaigns. UMass made the NCAA Tournament Sweet 16 in 1992, Elite Eight in 1995 and Final Four in 1996. It was UMass’ first appearance on college basketball’s largest stage.

After Calipari moved on to the NBA, Robic remained at UMass and was elevated to the associate head coach post under Flint from 1997-99. During his tenure at UMass, the Minutemen posted a 247-111 overall record (.690 winning percentage) and earned nine postseason tournament bids (seven NCAA, two NIT).

A graduate of North Hills High School in Pittsburgh, Robic attended Walsh College in Canton, Ohio, before transferring to Denison University in Granville, Ohio, where he earned his bachelor of arts in speech communication and physical education in 1986.

At Denison, Robic garnered Division III All-America accolades as a senior and was a two-time all-conference performer. He was one of 10 former players to be named to the 10th Anniversary All-Decade Team in the league in 1994. In the fall of 2006, he was inducted into the Denison Athletic Hall of Fame. Robic was inducted into the North Hills High School Hall of Fame in 2004.

Robic and his wife, Heidi, have three daughters: Hayley, Alli and Sophie.

BIO BLAST

HOMETOWN: Pittsburgh
EDUCATION:..... Denison, 1986
1987-88:..... Kansas, Graduate Assistant
1989-99:..... UMass, Assistant Coach
2000-05:..... Youngstown State, Head Coach
2006-09:..... Memphis, Assistant Coach
2010-16:..... Kentucky, Assistant Coach
2017-PRES:..... Kentucky, Special Assistant to the Head Coach

SUPPORT STAFF



CHRIS WOOLARD
ASSOCIATE AD FOR BASKETBALL OPERATIONS

Chris Woolard enters his seventh season as UK's associate athletics director for basketball operations.

Woolard brings a wealth of experience at both the school and conference levels.

He is involved with all aspects of the program and has an active role as a liaison between John Calipari and the basketball program with the campus and the Commonwealth. Since Woolard joined the program for the 2011-12 season, UK has won a national championship, been to three Final Fours, won four league championships, three conference tournament titles and been a part of unprecedented NBA Draft success.

Woolard joined the University of Kentucky staff after spending seven years at the Conference USA office, where he was the associate commissioner for sports services.

At C-USA, Woolard's responsibilities focused extensively on the men's basketball programs as administrator and tournament director for the annual men's basketball championship. Woolard also served as the primary administrator for men's golf along with his duties to provide oversight to the C-USA Sports Services Department.

Prior to joining Conference USA, Woolard spent a year in private business after working eight years in the college basketball coaching ranks. He was an integral part of a highly successful Murray State men's basketball team from 1997-2003, serving as an assistant coach.

During Woolard's time at Murray State, the Racers won three conference championships and made three NCAA appearances. At MSU, he was the staff's lead recruiter and was also responsible for on-floor coaching, providing detailed opponent scouting reports and administrative duties such as academics, compliance, budget, scheduling, summer camps and team travel.

Woolard began his collegiate coaching career as a student assistant coach at UCLA. During his two years in Westwood, California, he was involved in recruiting, summer camps and also assisted with practice drills and scrimmages.

Prior to finishing his college career at UCLA, he studied at Washington State for two years and played one season as a member of the varsity basketball team at Chapman University.

A native of Carbondale, Illinois, Woolard earned a bachelor's degree in history from UCLA in August 1997. He and his wife, Courtney, were married in the summer of 2016.



ROBERT HARRIS
STRENGTH AND CONDITIONING COACH

Robert Harris completed his first season as the strength and conditioning coach for the men's basketball team in 2016-17 after serving two seasons as the assistant strength coach.

Harris is responsible for the day-to-day fitness of the men's basketball team. In his three seasons with the program, the Wildcats have won three straight league regular-season and tournament titles.

In his first season with the program, he helped the Wildcats maintain peak physical condition as they reeled off an unprecedented 38 straight victories to start the 2014-15 season. He's also responsible for the skills and athletic testing at Kentucky's annual pro day, where scouts and general managers across the NBA attend two days of UK practice for a basis of physical measurements for future professional evaluations.

A number of NBA players who have trained under Harris at Kentucky have commended Harris for changing their bodies and their work ethic. With Harris' help, UK players annually post some of the best numbers at the annual NBA Draft combine.

Harris came to the University of Kentucky after serving as an assistant strength and conditioning coach for football at the University of Arkansas.

Prior to his stint at Arkansas, Harris worked as an assistant strength and conditioning coach for the NFL's Cincinnati Bengals for three years. With the Bengals, Harris was responsible for assisting in the development of the programs and weight room operations.

He began his career as an intern with Kentucky's football strength and conditioning program in 2009, before joining the Velocity Sports Performance staff. With Velocity, he assisted head performance coaches with workouts and assisted with development programs for NFL draft prospects.

Harris then joined the staff as an intern with Ohio State's football program, assisting with the coordinating and implementation of strength training and conditioning programs for the Buckeyes.

He is certified as a Performance Enhancement Specialist by the National Academy of Sports Medicine, USA Weightlifting Club Coach, National Association of Speed and Explosion and Functional Movement Screen. He is also Strength and Conditioning Coach Cert through the Collegiate Strength and Conditioning Coaches Association.

Harris is a 2009 graduate of Kentucky State University with a bachelor of arts in physical education. He earned a master's degree at Eastern Kentucky University in sports administration in 2010.

He and his wife, Maria, have two daughters: Anaya and Alaya.



WILL BARTON
DIRECTOR OF BASKETBALL ADMINISTRATION

Will Barton is in his second season with the Kentucky men's basketball team as the director of basketball administration and his eighth overall season with the program. Barton previously served as the assistant director of operations during the 2014-15 campaign and as a student manager in his first five seasons.

As the director of basketball administration, Barton assists the associate athletic director for basketball operations with the day-to-day operations of the men's basketball team, including the operations of the budget, academics, travel, meals, ticketing and team managers.

Barton also assists with the direction and planning of men's basketball camps. He hires and supervises all camp counselors of UK's highly popular camps.

Prior to the 2014-15 season, Barton served as the assistant director of operations. In that role, Barton assisted the head and assistant coaches with daily practices, performed in-game duties to assist coaches, prepare players and maintain equipment, and oversaw summer camp preparations, including transporting equipment and apparel, instructing participants on technique and skills, and camp retail management.

As a student, Barton was a vital member of the manager staff that went to Final Fours in 2011, 2012 and 2014, including the 2012 national championship.

Barton, a native of Lexington, graduated from UK in 2012 with a degree in business administration. He earned his master's in sports leadership in 2015 from Kentucky.



MARK EVANS
MEN'S BASKETBALL EQUIPMENT MANAGER

Mark Evans is in his fourth season as UK men's basketball head equipment manager. He previously spent four seasons as a student manager.

Evans oversees order and inventory for all UK men's basketball equipment needs. Those responsibilities include, but are not limited to, the management of the UK men's basketball equipment budget, inventory reports, fitting of the team and laundry.

As the head supervisor of the managers, Evans coordinates the scheduling of student managers for laundry hours, practice hours, offseason workouts, game day and road trips.

He also oversees Kentucky's locker rooms, practice gyms and other rooms within the Joe Craft Center.

Evans began his career as a student manager at Memphis for one season before transferring to Kentucky upon John Calipari's hiring.

Evans graduated from Kentucky in May of 2013 with degrees in business management and corporate communications. He earned a master's degree in sport leadership from UK in May 2014.

Evans is a native of Elmira, New York.



CHRIS SIMMONS
HEAD ATHLETIC TRAINER

Chris Simmons completed his eighth season as head athletic trainer for men's basketball at the University of Kentucky in 2016-17. He reached the mountaintop in his third year in Lexington, assisting Kentucky to its eighth national championship.

Under Simmons' guidance at UK and Memphis, 36 players have been selected in the NBA Draft, including four NBA No. 1 overall selections and 19 NBA lottery picks.

Simmons has been on the bench of five NCAA Final Four appearances, including three national championship game appearances and the historic 2014-15 team that became the first team in college basketball to start a season 38-0.

Simmons was a member of a Tiger staff that helped direct Memphis to three consecutive record-setting seasons. In his first season, Memphis posted a 33-4 overall record, won the Conference USA regular season and tournament titles and advanced to the NCAA Elite Eight.

En route to the 2008 national championship game, Simmons' quick work on Derrick Rose's cut above his eye suffered in the NCAA South Regional semifinal game against Michigan State aided the Tigers' postseason run. Rose finished the Michigan State game and had a tremendous performance against Texas in the South Regional final to claim the NCAA Men's Basketball South Regional MVP honor.

Prior to his time at Memphis, he spent the 2005-06 basketball season as head athletic trainer/coordinator of basketball operations with the Arkansas RimRockers of the NBA Development League.

No stranger to the Southeastern Conference, Simmons earned his master's degree in 2004 from the University of Arkansas. During his tenure with the Razorbacks, he served as a graduate assistant athletic trainer with football.

Simmons is a 2002 graduate of the University of Memphis with his bachelor's degree and a certified member of the National Athletic Trainers' Association and National Academy of Sports Medicine.



TEAM MANAGERS - Back row left to right: Vince Manna, Kevin Gallagher, Alfred Harris, Kyle Burns and Barret Bouska.
Front Row: Randy Gregory, Jesse Clinger, Hank Curtis, Michael Boorman and Robert Vent.
Not Pictured: Robbie Goodman, Brian McGee, Johnny Moran and Sam Whitaker.

MEN'S BASKETBALL SUPPORT STAFF



Olivia Antigua
Assistant



Tim Asher
Video Coordinator



Cameron Bird
Assistant Strength and Conditioning Coach



Linda Carmack
Administrative Assistant



Monica Fowler
Nutritionist




Brittany Furuyama
Assistant



Lunetha Moseley
Administrative Assistant



DeWayne Peevy
Deputy Director of Athletics



Kevin Sergent
Associate AD for Compliance



Michael Stone
Director of Academic Services

MEDICAL STAFF



Rob Hosey, M.D.
Head Team Physician



Darren Johnson, M.D.
Orthopaedic Team Physician



Scott Mair, M.D.
Orthopaedic Team Physician



Kyle Smoot, M.D.
Associate Head Team Physician

GAME DAY STAFF



Donnie Adkins
Shot Clock



Kenny Bourne
Official Scorer



Doug Hampton
Timeout Coordinator



Charles Higginbotham
Committee of 101
President



Brian Connors Manke
DV Sports
Replay Official



Mike Rogers
Scoreboard



Marcia Stone
Statistics Director




Patrick Whitmer
Public Address
Announcer

MEN'S BASKETBALL BRAND & CONTENT MANAGEMENT




Metz Camfield
Editor
CoachCal.com



Brandon Carlisle
Video Producer/
Director



Shane Fannin
Director of
Sports Video



Britney Howard
Athletics
Photographer



Greg Gorham
Video Producer/
Director



Stephanie Guy
Media Relations
Office Coordinator



Craig Hornberger
Senior Director
of Creative Services



Brandon Kolditz
Creative Director



Tim Letcher
Website Coordinator



Eric Lindsey
Associate Director
Media Relations



Deb Moore
Associate Director
Media Relations



Jake Most
Assistant Director
Media Relations



Guy Ramsey
Director of Strategic
Communications



Nathan Schwake
Associate AD of Mar-
keting and Licensing



Chet White
Director
of Photography





MITCH BARNHART, DIRECTOR OF ATHLETICS



Singularly committed to the development of Wildcat students and to building the department he leads into one of the nation's elite, Mitch Barnhart is in his 16th year as University of Kentucky athletics director.

Named NCAA Division I Athletics Director of the Year by his peers in 2015, Barnhart has cast a bold vision for UK Athletics and continually raised the bar as the department has progressed under his guidance. Most recently, UK completed a 2016-17 school year in which the department came in 11th in Directors' Cup standings with 21 of 22 teams contributing to the school record-tying finish, more than 100 students graduating and the department registering its ninth and 10th straight semesters with a grade-point average of better than 3.0.

UK is currently in pursuit of Barnhart's Elite 1-3-5 initiative, which directs UK Athletics to reach unprecedented heights once more. The aim is for each UK team to be No. 1 by winning a conference or national championship, sustain a department-wide 3.0 GPA and rank in the top five of the Directors' Cup standings by 2022. It's an ambitious undertaking, but UK students, coaches and staff have proven themselves capable of unmatched achievement.

The 2014-15 season marked the successful completion of the 15 by 15 by 15 Plan, which was set forth by Barnhart in 2008. The 15 by 15 by 15 Plan called on UK Athletics to rank among the nation's top 15 athletics programs and win 15 conference or national championships by 2015. At the same time, Barnhart set goals of a 3.0 composite grade-point average for Wildcat students and an even greater commitment to community service.

The academic goal was first achieved in the spring semester of 2010, with grades hitting a peak in spring 2014 with a school-record 3.218 composite GPA. Community service has risen to more than 4,000 hours annually and includes outreach to the Lexington area, the Commonwealth of Kentucky and as far away as Ethiopia and the Dominican Republic.

The Directors' Cup objective was reached a year early when UK checked in at a school-record No. 11 in the 2013-14 national all-sports standings. Kentucky has a current streak of six straight top-30 finishes in the Directors' Cup, including five of the top six rankings in school history.

The final goal was reached when UK men's basketball claimed the 2015 SEC Tournament title, the 15th championship won by Wildcat athletes since 2008. UK has won three more championships since. In addition to being one of four NCAA Division I Athletics Directors of the Year in 2015, Barnhart also was one of four finalists for the Athletics Director of the Year as chosen by the SportsBusiness Journal and he received the Sports Business Award from the Bluegrass Sports Commission that year.

In addition to attaining the 15 by 15 by 15 Plan, championship performance also has been reached in other levels of measurement. In Barnhart's term at UK, the Wildcats have won SEC titles for the first time in baseball, men's golf and women's tennis. More league crowns have been won by teams that hadn't done so in decades.

National championships have been claimed in men's basketball and, for the first time, in rifle.

With team success growing, individual accolades have naturally followed. Since 2013, at least one Wildcat has won all four of the SEC's top individual awards – the Roy Kramer Athlete of the Year, Boyd McWhorter Scholar-Athlete of the Year, Brad Davis Community Service Leader of the Year and the SEC Sportsmanship Award. UK, Texas A&M and Georgia are the only three league schools that can make that claim.

The impact of Barnhart is recognized by the award-winning Cats. In her acceptance speech for the SEC Community Service Leader Award, golfer Megan Moir acknowledged the inspiration provided by the UK athletics director.

"I would like to thank Mr. Barnhart for the opportunity and the privilege of being a student-athlete at the University of Kentucky," Moir said. "I have so much respect for you and you have shown me what it means to be a true servant-leader. You are a man of high integrity and character and I have grown so much watching your leadership permeate throughout the entire athletics department. I think it is unique to find an athletics director like Mr. Barnhart – he can personally name each student-athlete and really takes the time to get to know us. It was not uncommon for Mr. Barnhart to stop and ask me about my family or for us to spend time talking about projects in the community we are involved in."

UK Athletics has also had an athlete win the Elite 90 (previously Elite 89) award in each of the last five years after Danielle Galyer won it in swimming and diving for the second straight season in 2016-17. Previous UK winners include Chelsea Oswald (track and field, 2012-13), Sam Malone (men's basketball, 2013-14) and Aldila Sutjiadi (women's tennis, 2014-15 & 2015-16). Joining them in receiving prestigious national recognition is Paul Sime (men's soccer), named the Arthur Ashe Jr. Male Sports Scholar of the Year in 2017.

The groundwork for recent successes has been steadily laid since Barnhart's arrival, beginning by Barnhart began by providing funds for full coaching staffs and scholarship allotments for all 22 UK sports.

Staying true to his pledge to provide resources to match expectations, Barnhart has strategically invested in improvements to UK Athletics' facilities. Investments in new construction and renovation to facilities total more than \$300 million and include the Joe Craft Center; new stadiums for track and field, softball and soccer; the UK Golf House; and the Wildcat Coal Lodge dormitory. The home of Kentucky football, Kroger Field, underwent a \$126 million renovation completed in 2015 and the \$45 million Joe Craft Football Training Facility opened a year later, complete with an expansion of the Center for Academic and Tutorial Services. A new \$49 million baseball stadium is set to open in fall of 2018 and work began on a new men's basketball locker room began in spring of 2017. Next on the docket is a new indoor tennis facility.

Additional milestones have occurred under Barnhart's guidance. UK athletes have set records for graduation rates and maintained a perfect mark in the 13-year history of the NCAA Academic Progress Rate.

Even with the department's growth and the increasingly competitive nature of college sports, UK Athletics has remained financially self-sufficient under Barnhart's management, operating with a balanced budget and with the help of no state or University funds. Seeing pressing facility needs on campus as well, Barnhart has made a \$65 million commitment for athletics to fund nearly two-thirds of the new Don & Cathy Jacobs Science Building on campus. He also directs an annual \$1.7-million contribution to the University's scholarship program. Millions more dollars from the athletics budget stay on campus each year through athletic scholarship payments, administrative support payments, merchandise royalties and other avenues.

Barnhart's leadership extends to the national level. Already having served on numerous committees and boards for the NCAA and the National Association of Colle-

giate Directors of Athletics (NACDA), Barnhart completed his first year as a member of the NCAA Division I Men's Basketball Committee in 2017, which brings responsibility for selecting, seeding and bracketing teams, along with administration of the NCAA's highest-profile event.

With his extensive previous experience on the NCAA Division I Council, as chair of the NCAA Competition Oversight Committee and as a member of the NCAA Division I Baseball Committee, in addition to several other leadership groups, Barnhart has proven himself well suited for the task.

On a league level, Barnhart – the longest-tenured athletics director in the conference – has been active in SEC projects. Of recent note is his work with the SEC Compliance Committee and the SEC Network Content Committee, which helped the highly successful launch of the largest new cable channel in television history.

Barnhart's legacy at UK includes helping develop administrators who have gone on to become athletics directors at nationally prominent universities, including Greg Byrne of Alabama, Mark Coyle at Minnesota, Rob Mullens at Oregon, Scott Stricklin at Florida and John Cohen at Mississippi State.

Barnhart arrived at UK from Oregon State, where he served four successful years (1998-2002) as athletics director. Before OSU, he worked in athletics administration posts at Tennessee (1986-98), Southern Methodist University (1983-86), Oregon (1983) and San Diego State (1982-83).

Barnhart is a native of Kansas City, Kan. He earned his bachelor's degree from Ottawa University (Kansas) in 1981 and a master's in sports administration from Ohio University.

In addition to the extraordinary achievements of his work world, reaching new heights is also a theme of his personal life. An avid mountain climber, Barnhart has scaled Mount Kilimanjaro, the highest mountain in Africa, along with two of the most challenging peaks in the United States, Mount Rainier in Washington and the Grand Tetons in Wyoming. Impactful in community service, Barnhart has taken part in mission trips and was on the national advisory board of K-Love Radio.

Barnhart and his wife, Connie, also actively serve and support the Christian Student Fellowship and the Fellowship of Christian Athletes on campus in an effort to minister to young people. The Barnharts have three children, Blaire, Scott, and Kirby Willoughby; Kirby's husband, McKenzie, and grandsons, Cooper and Reece.



Mitch Barnhart has led UK Athletics to six consecutive top-30 finishes in the Directors' Cup national all-sports standings.

DR. ELI CAPILOUTO, PRESIDENT



Dr. Eli Capilouto became the 12th President of the University of Kentucky on July 1, 2011. Under his leadership, the \$3.7 billion flagship and land grant research university has gained significant momentum in fulfilling its multi-faceted mission of teaching, research, service and health care.

To embolden the institution's enduring legacy, Dr. Capilouto has led a process to enrich UK's academic experience by increasing institutional investments in student financial aid, developing the Lewis Honors College, expanding Living-Learning Communities, and rebuilding academic and community spaces. Because of his priorities, the University has enrolled nearly 400 National Merit, National Achievement and National Hispanic Scholars in the last several years – tripling the number of incoming Scholars and putting UK in the Top 10 public institutions enrolling these students.

Under Dr. Capilouto's leadership, the University of Kentucky is undergoing a significant physical transformation of its academic, research, residential, health care and community spaces. Through partnership, increased philanthropy and effective financial management, UK is self-financing the vast majority of its more than \$2.2 billion infrastructure development.

Over the last six years, the University has completed, initiated or authorized construction on: 14 new residence halls; several dining facilities, including the 1,000-seat facility known as "the 90;" a \$65 million renovated and expanded Gatton College of Business and Economics supported by donors and private philanthropy; a new \$110 million Jacobs Academic Science Building financed, in-part, through a \$65 million partnership with UK Athletics; and a \$125 million revitalized football stadium funded with Athletics revenue; a renovated and expanded Nutter Training Center financed by philanthropy; a \$201 million renovation and expansion of the Student Center; \$150 million to continue the fit-out of Chandler Hospital; a new home for the School of Art and Visual Studies; a new \$265 million multi-disciplinary health sciences research facility in partnership with the state; and the renewal of the College of Law in partnership with donors and the state.

Research at the University of Kentucky is a dynamic enterprise encompassing a full spectrum of academic inquiry, including the humanities, social sciences, traditional scholarship and emerging technologies. UK's research faculty, staff and students are establishing UK as one of the nation's most prolific

public research universities in the nation. In 2013, UK's Markey Cancer Center was designated as a National Cancer Center by the National Cancer Institute; placing UK among an elite group of 22 research universities with the triple crown of federal research awards: NCI-designation, the Clinical and Translational Sciences Award and a federally supported Alzheimer's Disease Center.


Essential to the service mission of the University of Kentucky is the advanced patient care and outreach provided by UK HealthCare. As the flagship academic-medical center in the region, UK serves patients through a network of health care professionals around the Commonwealth while providing acute, sub-specialty medical care at UK Chandler Hospital. In 2013, UK HealthCare was distinguished as a Top Performer by the Joint Commission, the largest medical accreditation body in the nation, and won a Rising Star Award from the University Health System Consortium.

A native of Montgomery, Alabama, Dr. Capilouto previously served as Provost of the University of Alabama-Birmingham (UAB) and Dean of the UAB School of Public Health -- a period of remarkable growth and transformation at one of the leading academic and health sciences institutions in the South.

Dr. Capilouto holds several undergraduate and graduate degrees from schools within the University of Alabama system, and a Doctorate in Health Policy and Management from Harvard University. He and his wife, Dr. Mary Lynne Capilouto (D.M.D.) a former Dean of the UAB School of Dentistry, have one daughter.

UNIVERSITY OF KENTUCKY BOARD OF TRUSTEES

- Jennifer Yue Barber
- Claude A. "Skip" Berry, III
- Lee X. Blonder
- James H. Booth
- Edward Britt Brockman, Chair
- Mark P. Bryant, Vice Chair
- Ben Childress
- Michael A. Christian
- Kelly Knight Craft
- Angela L. Edwards
- Carol Martin "Bill" Gatton
- Cammie DeShields Grant
- Robert Grossman
- David V. Hawpe
- Kelly Sullivan Holland, Secretary
- Dave Melanson
- Derrick K. Ramsey
- C. Frank Shoop
- Sandra R. Shuffett
- Robert D. Vance
- Barbara Young





embrace
RIVALRIES



2017-18 OPPONENTS

2017-18 OPPONENTS

ALABAMA CRIMSON TIDE



Location..... Tuscaloosa, Ala.
Enrollment 37,655
Conference SEC
Colors Crimson and White
Arena..... Coleman Coliseum (15,383)
Head Coach Avery Johnson
Record at School/Years 37-30/two years
Overall Record/Years 37-30/two years
2016-17 Record (Conference) 19-15 (10-8)
2017 NCAA Postseason NIT first round
SID Aaron Jordan
SID Phone 205.348.6084
SID Email ajordan@ia.ua.edu
Website rolltide.com
Series UK leads 110-37
In Lexington UK leads 56-10
In Tuscaloosa UK leads 31-23
At Neutral Sites UK leads 23-4
Current Win Streak UK, eight games
Longest UK Win Streak 15 games
Longest UA Win Streak Two (seven times)
Largest UK Win (42) 74-32 (2/14/1949)
Largest UA Win (24) 101-77 (2/25/1956)
John Calipari vs. Alabama 13-3
UK vs. Avery Johnson 5-0
Last Meeting Kentucky, 79-74 (3/11/2017)

Saturday, Feb. 17 2 p.m. ET (CBS)
 Lexington, Ky Rupp Arena

CENTRE COLONELS (EXH.)



Location..... Danville, Ky.
Enrollment 1,400
Conference Southern Athletic Association
Colors Gold and White
Arena..... Alumni Gym
Head Coach Greg Mason
Record at School/Years 347-136/18 years
Overall Record/Years 347-136-18 years
2016-17 Record (Conference) 14-11 (9-5)
2017 NCAA Postseason N/A
SID Kyle Piercy
SID Phone 859.238.6158
SID Email kyle.piercy@centre.edu
Website centrecolonels.com
Series UK leads 27-17
In Lexington UK leads 16-6
In Danville CC leads 13-8
At Neutral Sites CC leads 1-0
Current Win Streak UK, 11 games
Longest UK Win Streak 11 games
Longest Centre Win Streak Six games
Largest UK Win (42) 52-10 (2/1/1912)
Largest Centre Win (70) 87-17 (1/28/1910)
John Calipari vs. Centre First meeting
UK vs. Greg Mason First meeting
Last Meeting Kentucky, 47-11 (2/13/1929)

Friday, Nov. 3 7 p.m. ET (SEC Network)
 Lexington, Ky Rupp Arena

ARKANSAS RAZORBACKS



Location..... Fayetteville, Ark.
Enrollment 27,194
Conference SEC
Colors Cardinal and White
Arena..... Bud Walton Arena (19,200)
Head Coach Mike Anderson
Record at School/Years 328-172/15 years
Overall Record/Years 128-74/six years
2016-17 Record (Conference) 26-10 (12-6)
2017 NCAA Postseason NCAA second round
SID David Beall
SID Phone 479.575.3114
SID Email jdb048@uark.edu
Website arkansasrazorbacks.com
Series UK leads 30-11
In Lexington UK leads 14-3
In Fayetteville Tied 7-7
At Neutral Sites UK leads 9-1
Current Win Streak UK, five games
Longest UK Win Streak 10 games
Longest UA Win Streak Three games
Largest UK Win (37) 76-39 (12/13/1948)
Largest UA Win (17) 105-88 (1/25/1992)
John Calipari vs. Arkansas 10-6
UK vs. Mike Anderson 7-4
Last Meeting Kentucky, 82-65 (3/12/17)

Tuesday, Feb. 20 9 p.m. ET (ESPN)
 Fayetteville, Ark Bud Walton Arena

ETSU BUCCANEERS



Location..... Johnson City, Tenn.
Enrollment 15,000
Conference Southern
Colors Navy Blue & Old Gold
Arena..... Freedom Hall Civic Center (6,500)
Head Coach Steve Forbes
Record at School/Years 51-20/two years
Overall Record/Years 181-54/8 years
2016-17 Record (Conference) 27-8 (14-4)
2017 NCAA Postseason NCAA first round
SID Michael White
SID Phone 423.439.4220
SID Email whitem@etsu.edu
Website etsubucs.com
Series UK leads 4-0
In Lexington UK leads 3-0
In Johnson City N/A
At Neutral Sites UK leads 1-0
Current Win Streak UK, four games
Longest UK Win Streak Four games
Longest ETSU Win Streak N/A
Largest UK Win (29) 100-71 (3/18/2010)
Largest ETSU Win N/A
John Calipari vs. ETSU 3-0
UK vs. Steve Forbes Never met
Last Meeting Kentucky, 88-65 (11/12/2010)

Friday, Nov. 17 7 p.m. ET (SEC Network)
 Lexington, Ky Rupp Arena

AUBURN TIGERS



Location..... Auburn, Ala.
Enrollment 28,290
Conference SEC
Colors Burnt Orange and Navy Blue
Arena..... Auburn Arena (9,121)
Head Coach Bruce Pearl
Record at School/Years 44-54/three years
Overall Record/Years 506-199/22 years
2016-17 Record (Conference) 18-14 (7-11)
2017 NCAA Postseason N/A
SID Chuck Gallina
SID Phone 334.844.9784
SID Email chuckg@auburn.edu
Website auburntigers.com
Series UK leads 92-18
In Lexington UK leads 47-2
In Auburn UK leads 30-14
At Neutral Sites UK leads 15-2
Current Win Streak UK, one game
Longest UK Win Streak 18 games
Longest AU Win Streak Two (four times)
Largest UK Win (66) 84-18 (2/28/1947)
Largest AU Win (19) 88-69 (2/20/65); 82-63 (1/13/1994)
John Calipari vs. Auburn 9-1
UK vs. Bruce Pearl 12-5
Last Meeting Kentucky, 92-72 (1/14/2017)

Wednesday, Feb. 14 9 p.m. ET (ESPN2)
 Auburn, Ala Auburn Arena

FLORIDA GATORS



Location..... Gainesville, Fla.
Enrollment 54,854
Conference SEC
Colors Orange and Blue
Arena..... Exatech Arena at Stephen C. O'Connell Center (10,151)
Head Coach Mike White
Record at School/Years 48-24/two years
Overall Record/Years 149-64/six years
2016-17 Record (Conference) 27-9 (14-4)
2017 NCAA Postseason NCAA Elite Eight
SID Denver Parler
SID Phone 352.692.6195
SID Email denverp@gators.ufl.edu
Website floridagators.com
Series UK leads 100-38
In Lexington UK leads 51-9
In Gainesville UK leads 35-25
At Neutral Sites UK leads 14-4
Current Win Streak UK, one game
Longest UK Win Streak 18 games
Longest UF Win Streak Six games
Largest UK Win (56) 87-31 (3/4/1948)
Largest UF Win (20) 86-66 (2/4/2017)
John Calipari vs. Florida 15-6
UK vs. Mike White 3-1
Last Meeting Kentucky, 76-66 (2/25/2017)

Saturday, Jan. 20 8:15 p.m. ET (ESPN)
 Lexington, Ky Rupp Arena
 Saturday, March 3 Noon ET (CBS)
 Gainesville, Fla Stephen C. O'Connell Center

FORT WAYNE MASTODONS



Location.....Fort Wayne, Ind.
Enrollment 13,459
Conference.....Summit League
Colors Royal Blue and White
Arena..... Memorial Coliseum (13,000) or Gates Sports Center (1,800)
Head Coach Jon Coffman
Record at School/Years60-38/three years
Overall Record/Years60-38/three years
2016-17 Record (Conference)20-13 (8-8)
2017 NCAA Postseason CIT quarterfinals
SID Derrick Sloboda
SID Phone..... 260.481.0729
SID Email derrick.sloboda@ipfw.edu
Website gomastodons.com
Series..... First meeting
In Lexington..... N/A
In Fort Wayne..... N/A
At Neutral Sites N/A
Current Win Streak N/A
Longest UK Win Streak N/A
Longest FW Win Streak N/A
Largest UK Win N/A
Largest FW Win N/A
John Calipari vs. Fort Wayne Never met
UK vs. Jon Coffman Never met
Last Meeting First meeting

Wednesday, Nov. 22 8 p.m. ET (SEC Network)
 Lexington, Ky..... Rupp Arena

GEORGIA BULLDOGS



Location.....Athens, Ga.
Enrollment 36,574
Conference.....SEC
Colors Red and Black
Arena..... Stegeman Coliseum (10,523)
Head Coach Mark Fox
Record at School/Years 145-118/eight years
Overall Record/Years 268-161/13 years
2016-17 Record (Conference)19-15 (9-9)
2017 NCAA Postseason..... NIT first round
SID Mike Mobley
SID Phone..... 706.540.7486
SID Emailmmobley@sports.uga.edu
Website georgiadogs.com
Series..... UK leads 124-26
In Lexington..... UK leads 60-5
In Athens UK leads 42-17
At Neutral Sites UK leads 22-3
Current Win Streak UK, nine games
Longest UK Win Streak 20 games
Longest UGA Win Streak..... Three games
Largest UK Win..... (77) 143-66 (2/27/1956)
Largest UGA Win..... (15) 106-91 (1/3/1990)
John Calipari vs. Georgia 14-2
UK vs. Mark Fox 15-3
Last Meeting Kentucky, 71-60 (3/10/2017)

Sunday, Dec. 31 6 p.m. ET (ESPN)
 Lexington, Ky..... Rupp Arena

HARVARD CRIMSON



Location.....Cambridge, Mass.
Enrollment 22,000
Conference..... Ivy League
Colors Crimson, Black and White
Arena..... Lavietes Pavilion (2,195)
Head Coach Tommy Amaker
Record at School/Years 193-103/10 years
Overall Record/Years 369-242/20 years
2016-17 Record (Conference)18-10 (10-4)
2017 NCAA Postseason..... N/A
SID Zach Reynolds
SID Phone..... 617.495.2206
SID Email zreynolds@fas.harvard.edu
Website gocrimson.com
Series..... N/A
In Lexington..... N/A
In Cambridge..... N/A
At Neutral Sites N/A
Current Win Streak N/A
Longest UK Win Streak N/A
Longest HU Win Streak..... N/A
Largest UK Win..... N/A
Largest HU Win N/A
John Calipari vs. Harvard 1-0
UK vs. Tommy Amaker Never met
Last Meeting First meeting

Saturday, Dec. 2 3:30 p.m. (ESPN)
 Lexington, Ky..... Rupp Arena

UIC FLAMES



Location.....Chicago
Enrollment 29,120
Conference..... Horizon League
Colors Navy Blue and Fire Engine Red
Arena..... UIC Pavilion (8,000)
Head Coach Steve McCain
Record at School/Years 22-44/two years
Overall Record/Years 179-159/11 years
2016-17 Record (Conference)17-19 (7-11)
2017 NCAA Postseason CBI Semifinals
SID Dan Yopchick
SID Phone..... 312.413.9340
SID Email yopchick@uic.edu
Website uicflames.com
Series..... First meeting
In Lexington..... N/A
In Chicago..... N/A
At Neutral Sites N/A
Current Win Streak N/A
Longest UK Win Streak N/A
Longest UIC Win Streak N/A
Largest UK Win N/A
Largest UIC Win N/A
John Calipari vs. UIC Never met
UK vs. Steve McClain Never met
Last Meeting First meeting

Sunday, Nov. 26 6 p.m. ET (SEC Network)
 Lexington, Ky..... Rupp Arena

KANSAS JAYHAWKS



Location.....Lawrence, Kan.
Enrollment 28,401
Conference..... Big 12
Colors Crimson and Blue
Arena..... Allen Fieldhouse (16,300)
Head Coach Bill Self
Record at School/Years 416-87/14 years
Overall Record/Years 623-193/24 years
2016-17 Record (Conference)31-5 (16-2)
2017 NCAA Postseason..... NCAA Elite Eight
SID Chris Theisen
SID Phone..... 785.331.9356
SID Email theisen@ku.edu
Website kuathletics.com
Series..... UK leads 22-8
In Lexington..... UK leads 7-2
In Lawrence..... UK leads 7-5
At Neutral Sites UK leads 8-1
Current Win Streak KU, two games
Longest UK Win Streak 11 games
Longest KU Win Streak Three games
Largest UK Win..... (37) 100-63 (12/23/1974)
Largest KU Win..... (55) 150-95 (12/9/1989)
John Calipari vs. Kansas 3-5
UK vs. Bill Self 4-5
Last Meeting Kansas, 79-73 (1/28/2017)

Tuesday, Nov. 14 9:30 p.m. ET (ESPN)
 Chicago..... United Center

LOUISVILLE CARDINALS



Location.....Louisville, Ky.
Enrollment 23,000
Conference..... Atlantic Coast
Colors Red and Black
Arena..... KFC Yum! Center (22,000)
Interim Head Coach David Padgett
Record at School/Years First year
Overall Record/Years First year
2016-17 Record (Conference)25-9 (12-6)
2017 NCAA Postseason..... NCAA second round
SID Kenny Klein
SID Phone..... 502.599.7865
SID Email kenny@GoCards.com
Website gocards.com
Series..... UK leads 34-16
In Lexington..... UK leads 18-5
In Louisville UK leads 12-9
At Neutral Sites UK leads 4-2
Current Win Streak UL, one game
Longest UK Win Streak Five games
Longest UL Win Streak Two (six times)
Largest UK Win.....(34) 91-57 (3/27/1948); 85-51 (12/27/1986)
Largest UL Win (18) 97-75 (12/31/1988)
John Calipari vs. Louisville 14-7
UK vs. David Padgett..... Never met
Last Meeting Louisville, 73-70 (12/21/2016)

Friday, Dec. 29 1 p.m. ET (CBS)
 Lexington, Ky..... Rupp Arena



OPPONENTS

2017-18 Opponents

Embrace the FUTURE • Embrace DESIRE • Embrace EXPECTATIONS

LSU TIGERS



Location..... Baton Rouge, La.
 Enrollment 31,257
 Conference SEC
 Colors Purple and Gold
 Arena Pete Maravich Assembly Center (13,472)
 Head Coach Will Wade
 Record at School/Years First year
 Overall Record/Years 91-45/four years
 2016-17 Record (Conference) 10-21 (2-16)
 2017 NCAA Postseason N/A
 SID Kent Lowe
 SID Phone 225.578.1864
 SID Email clowe@lsu.edu
 Website lsusports.net
 Series UK leads 88-26
 In Lexington UK leads 44-5
 In Baton Rouge UK leads 30-18
 At Neutral Sites UK leads 14-3
 Current Win Streak UK, two games
 Longest UK Win Streak 19 games
 Longest LSU Win Streak Three games (Three times)
 Largest UK Win (47) 127-80 (3/4/1995)
 Largest LSU Win (35) 76-41 (1/18/1987)
 John Calipari vs. LSU 10-2
 UK vs. Will Wade Never met
 Last Meeting Kentucky, 92-85 (2/7/2017)

Wednesday, Jan. 3 8:30 p.m. ET (SEC Network)
 Baton Rouge, La. Pete Maravich Assembly Center



Malik Monk hit a contested jumper in the home meeting vs. Georgia last season to force overtime -- which the Wildcats would win.

MISSISSIPPI STATE BULLDOGS



Location..... Starkville, Miss.
 Enrollment 21,622
 Conference SEC
 Colors Maroon and White
 Arena Humphrey Coliseum (10,575)
 Head Coach Ben Howland
 Record at School/Years 30-33/two years
 Overall Record/Years 431-239/21 years
 2016-17 Record (Conference) 16-16 (6-12)
 2017 NCAA Postseason N/A
 SID Gregg Ellis
 SID Phone 662.325.3595
 SID Email gellis@athletics.msstate.edu
 Website hailstate.com
 Series UK leads 94-20
 In Lexington UK leads 47-5
 In Starkville UK leads 35-12
 At Neutral Sites UK leads 12-3
 Current Win Streak UK, 10 games
 Longest UK Win Streak 17 games (two times)
 Longest MSU Win Streak Three games
 Largest UK Win (44) 110-66 (2/11/1952)
 Largest MSU Win (13) 82-69 (2/16/1985)
 John Calipari vs. Mississippi State 11-0
 UK vs. Ben Howland 3-1
 Last Meeting Kentucky, 88-81 (1/17/2017)

Tuesday, Jan. 23 9 p.m. ET (ESPN)
 Lexington, Ky. Rupp Arena

MISSOURI TIGERS



Location..... Columbia, Mo.
 Enrollment 33,226
 Conference SEC
 Colors Old Gold and Black
 Arena Mizzou Arena (15,061)
 Head Coach Cuonzo Martin
 Record at School/Years First year
 Overall Record/Years 186-121/nine years
 2016-17 Record (Conference) 8-24 (2-16)
 2017 NCAA Postseason N/A
 SID Patrick Crawford
 SID Phone 573.882.2531
 SID Email crawfordpa@missouri.edu
 Website mutigers.com
 Series UK leads 10-0
 In Lexington UK leads 5-0
 In Columbia UK leads 3-0
 At Neutral Sites UK leads 2-0
 Current Win Streak UK, 10 games
 Longest UK Win Streak 10 games
 Longest MU Win Streak N/A
 Largest UK Win (49) 86-37 (1/13/2016)
 Largest MU Win N/A
 John Calipari vs. Missouri 7-2
 UK vs. Cuonzo Martin 4-1
 Last Meeting Kentucky, 72-62 (2/21/2017)

Saturday, Feb. 3 2 p.m. ET (CBS)
 Columbia, Mo. Mizzou Arena
 Saturday, Feb. 24 6 or 8 p.m. ET (ESPN/ESPN2)
 Lexington, Ky. Rupp Arena

MONMOUTH HAWKS



Location..... West Long Branch, N.J.
 Enrollment 6,400
 Conference Metro Atlantic Athletic
 Colors Midnight Blue and White
 Arena OceanFirst Bank Center (4,100)
 Head Coach King Rice
 Record at School/Years 106-92/six years
 Overall Record/Years Same
 2016-17 Record (Conference) 27-7 (18-2)
 2017 NCAA Postseason NIT first round
 SID Gary Kowal
 SID Phone 732.263.5557
 SID Email gkowal@monmouth.edu
 Website MonmouthHawks.com
 Series First Meeting
 In Lexington N/A
 In West Long Branch N/A
 At Neutral Sites N/A
 Current Win Streak N/A
 Longest UK Win Streak N/A
 Longest MU Win Streak N/A
 Largest UK Win N/A
 Largest MU Win N/A
 John Calipari vs. Monmouth Never met
 UK vs. King Rice Never met
 Last Meeting First meeting

Saturday, Dec. 9 Noon ET (ESPNU)
 New York Madison Square Garden

OLE MISS REBELS



Location..... Oxford, Miss.
Enrollment 23,780
Conference..... SEC
Colors Cardinal Red and Navy Blue
Arena..... The Pavilion at Ole Miss (9,500)
Head Coach Andy Kennedy
Record at School/Years 234-140/11 years
Overall Record/Years 255-153/12 years
2016-17 Record (Conference) 22-14 (9-8)
2017 NCAA Postseason NIT Quarterfinals
SID Adam Kuffner
SID Phone 662.915.7031
SID Email kuffner@olemiss.edu
Website olemisssports.com
Series..... UK leads 105-13
In Lexington..... UK leads 53-2
In Oxford UK leads 28-10
At Neutral Sites..... UK leads 24-1
Current Win Streak UK, eight games
Longest UK Win Streak 39 games
Longest Ole Miss Win Streak Two games
Largest UK Win (58) 116-58 (1/3/1952)
Largest Ole Miss Win (20) 37-17 (2/11/1927)
John Calipari vs. Ole Miss 13-4
UK vs. Andy Kennedy 12-2
Last Meeting Kentucky, 99-76 (12/29/2016)

Wednesday, Feb. 28 7 p.m. ET (ESPN2)
 Lexington, Ky. Rupp Arena

SOUTH CAROLINA GAMECOCKS



Location..... Columbia, S.C.
Enrollment 34,099
Conference..... SEC
Colors Garnet and Black
Arena..... Colonial Life Arena (18,000)
Head Coach Frank Martin
Record at School/Years 96-74/five years
Overall Record/Years 213-128/10 years
2016-17 Record (Conference) 26-11 (12-6)
2017 NCAA Postseason NCAA Final Four
SID Emily Miles (Feeny)
SID Phone 803.777.7743
SID Email efeeny@mailbox.sc.edu
Website gamecocksonline.com
Series..... UK leads 51-11
In Lexington..... UK leads 27-2
In Columbia UK leads 20-7
At Neutral Sites..... UK leads 4-2
Current Win Streak UK, four games
Longest UK Win Streak 12 games
Longest USC Win Streak Two games
Largest UK Win (45) 126-81 (12/10/1979)
Largest USC Win (18) 77-59 (2/25/2009)
John Calipari vs. South Carolina 13-2
UK vs. Frank Martin 6-1
Last Meeting Kentucky, 85-69 (1/21/2017)

Tuesday, Jan. 16 9 p.m. ET (ESPN)
 Columbia, S.C. Colonial Life Arena

TENNESSEE VOLUNTEERS



Location..... Knoxville, Tenn.
Enrollment 28,052
Conference..... SEC
Colors Orange and White
Arena..... Thompson-Boling Arena (21,678)
Head Coach Rick Barnes
Record at School/Years 31-35/two years
Overall Record/Years 635-349/30 years
2016-17 Record (Conference) 16-16 (8-10)
2017 NCAA Postseason None
SID Tom Satkowiak
SID Phone 865.974.7501
SID Email tomsid@tennessee.edu
Website utsports.com
Series..... UK leads 153-69
In Lexington..... UK leads 92-16
In Knoxville UK leads 54-50
At Neutral Sites..... UK leads 7-3
Current Win Streak UK, one game
Longest UK Win Streak 20 games
Longest UT Win Streak five games (two times)
Largest UK Win (61) 101-40 (3/12/1993)
Largest UT Win (30) 88-58 (2/16/2013)
John Calipari vs. Tennessee 14-7
UK vs. Rick Barnes 4-3
Last Meeting Kentucky, 83-58 (2/14/2017)

Saturday, Jan. 6 9 p.m. ET (SEC Network)
 Knoxville, Tenn. Thompson-Boling Arena
 Tuesday, Feb. 6 7 p.m. ET (ESPN)
 Lexington, Ky. Rupp Arena

TEXAS A&M AGGIES



Location..... College Station, Texas
Enrollment 66,175
Conference SEC
Colors Maroon and White
Arena..... Reed Arena (12,989)
Head Coach Billy Kennedy
Record at School/Years 115-85/six years
Overall Record/Years 326-264/19 years
2016-17 Record (Conference) 16-15 (8-10)
2017 NCAA Postseason None
SID Adam Quisenberry
SID Phone 979.862.5453
SID Email aquisenberry@athletics.tamu.edu
Website 12thman.com
Series..... UK leads 8-3
In Lexington..... UK leads 4-2
In College Station UK leads 3-1
At Neutral Sites..... UK leads 1-0
Current Win Streak UK, three games
Longest UK Win Streak Three games (two times)
Longest A&M Win Streak Two games
Largest UK Win (65) 83-18 (12/14/1946)
Largest A&M Win (12) 83-71 (1/12/2013)
John Calipari vs. Texas A&M 7-2
UK vs. Billy Kennedy 6-2
Last Meeting Kentucky, 71-63 (3/4/2017)

Tuesday, Jan. 9 7 p.m. ET (ESPN)
 Lexington, Ky. Rupp Arena
 Saturday, Feb. 10 4 or 6 or 8 p.m. ET (ESPN/ESPN2)
 College Station, Texas Reed Arena

THOMAS MORE SAINTS (EXH.)



Location..... Crestview Hills, Ky.
Enrollment 1,900
Conference Presidents' Athletic
Colors Blue and White
Arena..... Connor Convocation Center (1,200)
Head Coach Drew Cooper
Record at School/Years 71-40/four years
Overall Record/Years Same
2016-17 Record (Conference) 22-7 (15-3)
2017 NCAA Postseason NCAA Div. III first round
SID Lauren Lampin
SID Phone 859.344.3398
SID Email lampin@thomasmore.edu
Website tmcsaints.com
Series..... First Meeting
In Lexington..... N/A
In Crestview Hills, Ky. N/A
At Neutral Sites N/A
Current Win Streak N/A
Longest UK Win Streak N/A
Longest TMC Win Streak N/A
Largest UK Win N/A
Largest TMC Win N/A
John Calipari vs. Thomas More Never met
UK vs. Drew Cooper Never met
Last Meeting First meeting

Friday, Oct. 27 7 p.m. ET (SEC Network)
 Lexington, Ky. Rupp Arena

TROY TROJANS



Location..... Troy, Ala.
Enrollment 20,000
Conference Sun Belt
Colors Cardinal, Silver and Black
Arena..... Trojan Arena (5,200)
Head Coach Phil Cunningham
Record at School/Years 52-76/five years
Overall Record/Years Same
2016-17 Record (Conference) 22-15 (10-8)
2017 NCAA Postseason NCAA first round
SID Russ Schaffer
SID Phone 334.670.5607
SID Email rschaffer@troy.edu
Website TroyTrojans.com
Series..... First meeting
In Lexington..... N/A
In Troy N/A
At Neutral Sites N/A
Current Win Streak N/A
Longest UK Win Streak N/A
Longest Troy Win Streak N/A
Largest UK Win N/A
Largest Troy Win N/A
John Calipari vs. Troy Never met
UK vs. Phil Cunningham Never met
Last Meeting First meeting

Monday, Nov. 20 8 p.m. ET (SEC Network)
 Lexington, Ky. Rupp Arena



UCLA BRUINS



Location..... Los Angeles
Enrollment 44,947
Conference..... Pac-12
Colors Blue and Gold
Arena..... Pauley Pavilion (13,800)
Head Coach Steve Alford
Record at School/Years 96-45/four years
Overall Record/Years 559-280/26 years
2016-17 Record (Conference) 31-5 (15-3)
2017 NCAA Postseason NCAA Sweet 16
SID Alex Timiraos
SID Phone..... 310.206.0524
SID Email atimiraos@athletics.ucla.edu
Website uclabruins.com
Series..... UK leads 8-6
In Lexington..... UK leads 2-1
In Los Angeles Tied, 1-1
At Neutral Sites UK leads 5-4
Current Win Streak UK, one game
Longest UK Win Streak Three games
Longest UCLA Win Streak Two games (two times)
Largest UK Win..... (39) 83-44 (12/20/2014)
Largest UCLA Win..... (10) 87-77 (12/3/2015)
John Calipari vs. UCLA 4-3
UK vs. Steve Alford 3-3
Last Meeting Kentucky, 86-75 (3/24/2017)

Saturday, Dec. 23 4 p.m. ET (CBS)
New Orleans Smoothie King Center

UTAH VALLEY WOLVERINES



Location..... Orem, Utah
Enrollment 34,978
Conference..... Western Athletic
Colors Green and White
Arena..... UCCU Center (8,500)
Head Coach Mark Pope
Record at School/Years 29-35/two years
Overall Record/Years Same
2016-17 Record (Conference) 17-17 (6-8)
2017 NCAA Postseason..... CBI semifinals
SID Jason Erickson
SID Phone..... 303.946.6774
SID Email jason.erickson@uvu.edu
Website gouvu.com
Series..... First meeting
In Lexington..... N/A
In Orem N/A
At Neutral Sites N/A
Current Win Streak N/A
Longest UK Win Streak N/A
Longest UVU Win Streak..... N/A
Largest UK Win..... N/A
Largest UVU Win..... N/A
John Calipari vs. Utah Valley Never met
UK vs. Mark Pope..... Never met
Last Meeting First meeting

Friday, Nov. 10 7 p.m. ET (SEC Network)
Lexington, Ky..... Rupp Arena

VANDERBILT COMMODORES



Location..... Nashville, Tenn.
Enrollment 6,883
Conference..... SEC
Colors Black and Gold
Arena..... Memorial Gymnasium (14,316)
Head Coach Bryce Drew
Record at School/Years 19-16/one year
Overall Record/Years 143-65/six years
2016-17 Record (Conference) 19-16 (10-8)
2017 NCAA Postseason NCAA first round
SID Andy Boggs
SID Phone..... 615.343.1847
SID Email andy.boggs@vanderbilt.edu
Website vucommoedors.com
Series..... UK leads 143-47
In Lexington UK leads 80-14
In Nashville UK leads 56-29
At Neutral Sites UK leads 7-4
Current Win Streak UK, two games
Longest UK Win Streak 19 games
Longest VU Win Streak Four (two times)
Largest UK Win..... (69) 98-29 (2/27/1947)
Largest VU Win (41) 93-52 (2/12/2008)
John Calipari vs. Vanderbilt 13-4
UK vs. Bryce Drew..... 2-0
Last Meeting Kentucky, 73-67 (2/28/2017)

Saturday, Jan. 13 4 p.m. ET (ESPN)
Nashville, Tenn. Memorial Gymnasium
Tuesday, Jan. 30 9 p.m. ET (ESPN)
Lexington, Ky..... Rupp Arena

VERMONT CATAMOUNTS



Location..... Burlington, Vt.
Enrollment 11,898
Conference..... America East
Colors Green and Gold
Arena..... Patrick Gym (3,266)
Head Coach John Becker
Record at School/Years 139-69/six years
Overall Record/Years Same
2016-17 Record (Conference) 29-6 (16-0)
2017 NCAA Postseason NCAA first round
SID Dustin Parker
SID Phone..... 802.656.7699
SID Email dustin.parker@uvm.edu
Website UVMAthletics.com
Series..... First meeting
In Lexington..... N/A
In Burlington N/A
At Neutral Sites N/A
Current Win Streak N/A
Longest UK Win Streak N/A
Longest UVM Win Streak..... N/A
Largest UK Win..... N/A
Largest UVM Win N/A
John Calipari vs. Vermont 2-0
UK vs. John Becker Never met
Last Meeting N/A

Sunday, Nov. 12 3:30 p.m. ET (ESPN)
Lexington, Ky..... Rupp Arena

VIRGINIA TECH HOKIES



Location..... Blacksburg, Va.
Enrollment 31,000
Conference..... Atlantic Coast
Colors Chicago Maroon and Burnt Orange
Arena..... Cassell Coliseum (10,000)
Head Coach Buzz Williams
Record at School/Years 53-48/three years
Overall Record/Years 206-134/10 years
2016-17 Record (Conference) 22-11 (10-8)
2017 NCAA Postseason..... NCAA first round
SID Bill Dyer
SID Phone..... 540.231.8852
SID Email wdyer@vt.edu
Website HokieSports.com
Series..... UK leads 3-1
In Lexington..... Tied, 1-1
In Blacksburg N/A
At Neutral Sites UK leads 2-0
Current Win Streak UK, one game
Longest UK Win Streak Two games
Longest VT Win Streak..... One game
Largest UK Win..... (24) 84-60 (3/16/1996)
Largest VT Win (3) 80-77 (12/1/1962)
John Calipari vs. VT 2-0
UK vs. Buzz Williams..... Never met
Last Meeting Kentucky, 84-60 (3/16/1996)

Saturday, Dec. 16 2 p.m. ET (ESPN2)
Lexington, Ky..... Rupp Arena

WEST VIRGINIA MOUNTAINEERS



Location..... Morgantown, W.Va.
Enrollment 31,287
Conference..... Big 12
Colors Old Gold and Blue
Arena..... WVU Coliseum (14,000)
Head Coach Bob Huggins
Record at School/Years 229-119/10 years
Overall Record/Years 819-330/35 years
2016-17 Record (Conference) 28-9 (12-6)
2017 NCAA Postseason NCAA Sweet 16
SID Bryan Messerly
SID Phone..... 304.293.2821
SID Email bryan.messerly@mail.wvu.edu
Website WVUsports.com
Series..... UK leads 15-5
In Lexington..... UK leads 9-3
In Morgantown Tied, 1-1
At Neutral Sites UK leads 5-1
Current Win Streak UK, two games
Longest UK Win Streak seven games
Longest WVU Win Streak..... one (five times)
Largest UK Win..... (39) 78-39 (3/26/2015)
Largest WVU Win (13) 56-43 (1/11/1941)
John Calipari vs. WVU 12-7
UK vs. Bob Huggins 4-1
Last Meeting Kentucky, 78-39, (3/26/2015)

Saturday, Jan. 27 4:30 or 7 p.m. ET (ESPN)
Morgantown, W.Va. WVU Coliseum

POSTSEASON TOURNAMENT INFORMATION

2018 SEC TOURNAMENT



Dates
March 7-11 (Scottrade Center | St. Louis)

First Round • Wednesday, March 7

Game 1 - Seed #12 vs. Seed #13.....7 p.m.
Game 2 - Seed #11 vs. Seed #14..... 25 mins. after Gm. 1

Second Round • Thursday, March 8

Game 3 - Seed #9 vs. Seed #8.....1 p.m.
Game 4 - Gm. 1 Winner vs. Seed #5..... 25 mins. after Gm. 3
Game 5 - Seed #10 vs. Seed #77 p.m.
Game 6 - Gm. 2 Winner vs. Seed #6..... 25 mins. after Gm. 5

Quarterfinals • Friday, March 9

Game 7 - Gm. 3 Winner vs. Seed #1.....1 p.m.
Game 8 - Gm. 4 Winner vs. Seed #4..... 25 mins. after Gm. 7
Game 9 - Gm. 5 Winner vs. Seed #2.....7 p.m.
Game 10 - Gm. 6 Winner vs. Seed #3..... 25 mins. after Gm. 9

Semifinals • Saturday, March 10

Game 11 - Gm. 7 Winner vs. Gm. 8 Winner1 p.m.
Game 12 - Gm. 9 Winner vs. Gm. 10 Winner 25 mins. after Gm. 11

Championship • Sunday, March 11

Game 13 - Gm. 11 Winner vs. Gm. 12 Winner1 p.m.

All times are Eastern

2018 NCAA TOURNAMENT



First Four Games
March 13-14 (Univ. of Dayton Arena | Dayton, Ohio)

NCAA First & Second Rounds

March 15, 17 (PPG Paints Arena | Pittsburgh)
March 15, 17 (INTRUST Bank Arena | Wichita, Kan.)
March 15, 17 (American Airlines Center | Dallas)
March 15, 17 (Taco Bell Arena | Boise, Idaho)
March 16, 18 (Spectrum Center | Charlotte, N.C.)
March 16, 18 (Little Caesars Arena | Detroit)
March 16, 19 (Bridgestone Arena | Nashville, Tenn.)
March 16, 18 (Viejas Arena | San Diego)

NCAA Regionals

March 22, 24 (Philips Arena | Atlanta)
March 22, 24 (Staples Center | Los Angeles)
March 23, 25 (TD Garden | Boston)
March 23, 25 (CenturyLink Center | Omaha, Neb.)

NCAA Final Four

March 31 & April 2 (Alamodome | San Antonio)

Future Final Four Sites

2019 (US Bank Stadium | Minneapolis)
2020 (Mercedes-Benz Stadium | Atlanta)
2021 (Lucas Oil Stadium | Indianapolis)
2022 (Mercedes-Benz Superdome | New Orleans)



The SEC Tournament will head to St. Louis this season for the first time in the tourney's history. UK played in the Scottrade Center during the 2014 NCAA Tournament run.

TOP-RANKED RECRUITING CLASSES ... THE GOLD STANDARD ... BIG BLUE MADNESS ... SWAGGER ... TH
UNRIVALED EXPOSURE ... ADVERSITY ... SOCIAL MEDIA ... THE GRIND ... YOUTH ... MY BROTHER'S
HANGING BANNERS IN RUPP ARENA ... EIGHT NATIONAL CHAMPIONSHIPS ... MOST ALL-TIME WINS ... IN
CHASING YOUR DREAMS ... DRAFT NIGHT ... THE SUCCESS RATE ... CHANGING LIVES ... LOTTERY PICK
OF THE BEST ... TOP-RANKED RECRUITING CLASSES ... THE GOLD STANDARD ... BIG BLUE MADNESS ...
BIGGEST STAGE ... UNRIVALED EXPOSURE ... ADVERSITY ... SOCIAL MEDIA ... THE GRIND ... YOUTH ... MY BRO
HANGING BANNERS IN RUPP ARENA ... EIGHT NATIONAL CHAMPIONSHIPS ... MOST ALL-TIME WINS IN
CHASING YOUR DREAMS ... DRAFT NIGHT ... THE SUCCES RATE ... CHANGING LIVES ... LOTTERY PICKS
OF THE BEST ... TOP-RANKED RECRUITING CLASSES ... THE GOLD STANDARD ... BIG BLUE MADNESS ...
BIGGEST STAGE ... UNRIVALED EXPOSURE ... ADVERSITY ... SOCIAL MEDIA ... THE GRIND ... YOUTH ... MY BRO
HANGING BANNERS IN RUPP ARENA ... EIGHT NATIONAL CHAMPIONSHIPS ... MOST ALL-TIME WINS ... IN
CHASING YOUR DREAMS ... DRAFT NIGHT ... THE SUCCES RATE ... CHANGING LIVES ... LOTTERY PICKS
THRIVING UNDER PRESSURE ... EVERYBODY'S SUPER BOWL ... COLLEGE BASKETBALL'S BIGGEST STAGE ...
HAVING A KIND HEART ... NOTHING IS GIVEN ... FINAL FOURS ... CUTTING DOWN NETS ... HAN
IN COLLEGE BASKETBALL HISTORY ... THE KENTUCKY EFFECT ... SUCCEED AND PROCEED ... GRADUATION
NBA ALL-STARS AND MVPS ... NBA WORLD CHAMPIONS ... LA FAMILIA ... RECRUITING THE BEST OF
SWAGGER ... THRIVING UNDER PRESSURE ... EVERYBODY'S SUPER BOWL ... COLLEGE BASKETBALL'S
MY BROTHER'S KEEPER ... HAVING A KIND HEART ... NOTHING IS GIVEN ... FINAL FOURS ... CUTTING DOWN
TOP-RANKED RECRUITING CLASSES ... THE GOLD STANDARD ... BIG BLUE MADNESS ... SWAGGER ... TH
UNRIVALED EXPOSURE ... ADVERSITY ... SOCIAL MEDIA ... THE GRIND ... YOUTH ... MY BROTHER'S
HANGING BANNERS IN RUPP ARENA ... EIGHT NATIONAL CHAMPIONSHIPS ... MOST ALL-TIME WINS ... IN
CHASING YOUR DREAMS ... DRAFT NIGHT ... THE SUCCESS RATE ... CHANGING LIVES ... LOTTERY PICK
OF THE BEST ... TOP-RANKED RECRUITING CLASSES ... THE GOLD STANDARD ... BIG BLUE MADNESS ...
BIGGEST STAGE ... UNRIVALED EXPOSURE ... ADVERSITY ... SOCIAL MEDIA ... THE GRIND ... YOUTH ... MY BRO
HANGING BANNERS IN RUPP ARENA ... EIGHT NATIONAL CHAMPIONSHIPS ... MOST ALL-TIME WINS IN
CHASING YOUR DREAMS ... DRAFT NIGHT ... THE SUCCES RATE ... CHANGING LIVES ... LOTTERY PICKS
OF THE BEST ... TOP-RANKED RECRUITING CLASSES ... THE GOLD STANDARD ... BIG BLUE MADNESS ...
BIGGEST STAGE ... UNRIVALED EXPOSURE ... ADVERSITY ... SOCIAL MEDIA ... THE GRIND ... YOUTH ... MY BRO
HANGING BANNERS IN RUPP ARENA ... EIGHT NATIONAL CHAMPIONSHIPS ... MOST ALL-TIME WINS ... IN
CHASING YOUR DREAMS ... DRAFT NIGHT ... THE SUCCES RATE ... CHANGING LIVES ... LOTTERY PICKS
THRIVING UNDER PRESSURE ... EVERYBODY'S SUPER BOWL ... COLLEGE BASKETBALL'S BIGGEST STAGE ...
HAVING A KIND HEART ... NOTHING IS GIVEN ... FINAL FOURS ... CUTTING DOWN NETS ... HAN
IN COLLEGE BASKETBALL HISTORY ... THE KENTUCKY EFFECT ... SUCCEED AND PROCEED ... GRADUATION
NBA ALL-STARS AND MVPS ... NBA WORLD CHAMPIONS ... LA FAMILIA ... RECRUITING THE BEST OF
SWAGGER ... THRIVING UNDER PRESSURE ... EVERYBODY'S SUPER BOWL ... COLLEGE BASKETBALL'S
MY BROTHER'S KEEPER ... HAVING A KIND HEART ... NOTHING IS GIVEN ... FINAL FOURS ... CUTTING DOWN



embrace
PASSION



2016-17 REVIEW

2016-17 FINAL STATS

| # | PLAYER | GP-GS | MIN/AVG | -----TOTAL----- | | -----3-PTS----- | | FT-FTA | PCT | --REBOUNDS-- | | | PF-FO | A | TO | BLK | STL | PTS/AVG |
|------------------|---------------------|-----------|-------------|------------------|-------------|-----------------|-------------|----------------|-------------|---------------------------|---------------|------------|------------|------------|------------|------------------|-----|---------|
| | | | | FG-FGA | PCT | 3FG-FGA | PCT | | | OFF-DEF-TOT-AVG | | | | | | | | |
| 5 | Malik Monk | 38-37 | 1218/32.1 | 251-558 | .450 | 104-262 | .397 | 148-180 | .822 | 12-83-95-2.5 | 72-0 | 87 | 76 | 19 | 36 | 754-19.8 | | |
| 0 | De'Aaron Fox | 36-34 | 1064/29.6 | 214-447 | .479 | 17-69 | .246 | 156-212 | .736 | 21-122-143-4.0 | 90-2 | 165 | 87 | 7 | 53 | 601-16.7 | | |
| 3 | Bam Adebayo | 38-38 | 1145/30.1 | 170-284 | .599 | 0-0 | .000 | 154-236 | .653 | 118-186-304-8.0 | 99-2 | 32 | 64 | 57 | 26 | 494-13.0 | | |
| 13 | Isaiah Briscoe | 36-36 | 1095/30.4 | 163-347 | .470 | 17-59 | .288 | 94-148 | .635 | 53-142-195-5.4 | 92-2 | 151 | 89 | 7 | 30 | 437-12.1 | | |
| 35 | Derek Willis | 38-15 | 829/21.8 | 98-205 | .478 | 49-130 | .377 | 22-32 | .688 | 40-165-205-5.4 | 76-1 | 34 | 27 | 39 | 25 | 267-7.0 | | |
| 11 | Mychal Mulder | 32-2 | 338/10.6 | 52-129 | .403 | 35-96 | .365 | 12-13 | .923 | 16-32-48-1.5 | 27-0 | 12 | 11 | 6 | 8 | 151-4.7 | | |
| 25 | Dominique Hawkins | 38-4 | 731/19.2 | 56-139 | .403 | 22-64 | .344 | 44-53 | .830 | 23-39-62-1.6 | 78-1 | 64 | 18 | 0 | 30 | 178-4.7 | | |
| 32 | Wenyen Gabriel | 38-23 | 676/17.8 | 60-148 | .405 | 20-63 | .317 | 34-55 | .618 | 61-123-184-4.8 | 91-2 | 26 | 29 | 34 | 11 | 174-4.6 | | |
| 15 | Isaac Humphries | 38-1 | 315/8.3 | 45-88 | .511 | 0-0 | .000 | 15-25 | .600 | 51-55-106-2.8 | 58-1 | 9 | 16 | 18 | 8 | 105-2.8 | | |
| 1 | Sacha Killeya-Jones | 15-0 | 96/6.4 | 17-29 | .585 | 0-0 | .000 | 6-15 | .400 | 12-19-31-2.1 | 19-0 | 2 | 7 | 10 | 1 | 40-2.7 | | |
| 14 | Tai Wynyard | 15-0 | 54/3.6 | 5-6 | .833 | 0-0 | .000 | 1-3 | .333 | 5-8-13-0.9 | 11-0 | 1 | 2 | 3 | 1 | 11-0.7 | | |
| 10 | Jonny David | 7-0 | 11/1.6 | 1-2 | .500 | 1-1 | 1.000 | 2-4 | .500 | 0-0-0-0.0 | 0-0 | 0 | 3 | 0 | 0 | 5-0.7 | | |
| 20 | Brad Calipari | 15-0 | 45/3.0 | 2-13 | .154 | 2-12 | .167 | 2-5 | .400 | 1-2-3-0.2 | 3-0 | 1 | 2 | 1 | 0 | 8-0.5 | | |
| 30 | Dillon Pulliam | 6-0 | 8/1.3 | 0-1 | .000 | 0-0 | .000 | 0-0 | .000 | 0-1-1-0.2 | 0-0 | 1 | 0 | 0 | 0 | 0-0.0 | | |
| TM | TEAM..... | | | | | | | | | 57-64-121-3.2 | | | | | | | | |
| Total | | 38 | 7625 | 1134-2396 | .473 | 267-756 | .353 | 690-981 | .703 | 470-1041-1511-39.8 | 718-11 | 585 | 443 | 201 | 229 | 3225-84.9 | | |
| Opponents | | 38 | 7625 | 979-2309 | .424 | 235-768 | .306 | 523-774 | .676 | 398-933-1331-35.0 | 868 | 431 | 544 | 127 | 182 | 2716-71.5 | | |

| SCORE BY PERIODS: | 1st | 2ND | OT | OT2 | TOTAL |
|-------------------|------|------|----|-----|-------|
| Kentucky | 1545 | 1666 | 14 | | 3225 |
| Opponents | 1232 | 1479 | 5 | | 2716 |

2016-17 FINAL SEC STATS

| # | PLAYER | GP-GS | MIN/AVG | -----TOTAL----- | | -----3-PTS----- | | FT-FTA | PCT | --REBOUNDS-- | | | PF-FO | A | TO | BLK | STL | PTS/AVG |
|------------------|---------------------|-----------|-------------|-----------------|-------------|-----------------|-------------|----------------|-------------|-------------------------|--------------|------------|------------|-----------|-----------|------------------|-----|---------|
| | | | | FG-FGA | PCT | 3FG-FGA | PCT | | | OFF-DEF-TOT-AVG | | | | | | | | |
| 5 | Malik Monk | 18-17 | 615/34.2 | 119-268 | .444 | 51-120 | .425 | 92-109 | .844 | 5-42-47-2.6 | 30-0 | 45 | 42 | 8 | 21 | 381-21.2 | | |
| 0 | De'Aaron Fox | 16-14 | 438/27.4 | 89-185 | .481 | 8-29 | .276 | 58-78 | .744 | 5-54-59-3.7 | 41-2 | 62 | 33 | 2 | 18 | 244-15.3 | | |
| 3 | Bam Adebayo | 18-18 | 557/30.9 | 86-129 | .667 | 0-0 | .000 | 79-117 | .675 | 46-87-133-7.4 | 49-1 | 8 | 31 | 29 | 14 | 251-13.9 | | |
| 13 | Isaiah Briscoe | 18-18 | 559/31.1 | 79-179 | .441 | 8-31 | .258 | 44-73 | .603 | 35-82-117-6.5 | 49-2 | 86 | 51 | 2 | 10 | 210-11.7 | | |
| 35 | Derek Willis | 18-3 | 389/21.6 | 45-94 | .479 | 21-58 | .362 | 7-12 | .583 | 20-78-98-5.4 | 35-0 | 10 | 15 | 13 | 9 | 118-6.6 | | |
| 32 | Wenyen Gabriel | 18-15 | 366/20.3 | 32-78 | .410 | 17-41 | .415 | 15-30 | .500 | 26-70-96-5.3 | 49-2 | 10 | 12 | 21 | 4 | 96-5.3 | | |
| 11 | Mychal Mulder | 15-2 | 167/11.1 | 21-53 | .396 | 14-42 | .333 | 9-9 | 1.000 | 4-14-18-1.2 | 16-0 | 5 | 8 | 1 | 5 | 65-4.3 | | |
| 25 | Dominique Hawkins | 18-2 | 351/19.5 | 24-64 | .375 | 7-26 | .269 | 20-25 | .800 | 10-17-27-1.5 | 41-1 | 27 | 12 | 0 | 15 | 75-4.2 | | |
| 15 | Isaac Humphries | 18-1 | 123/6.8 | 20-36 | .556 | 0-0 | .000 | 8-12 | .667 | 21-25-46-2.6 | 28-1 | 2 | 5 | 4 | 0 | 48-2.7 | | |
| 10 | Jonny David | 2-0 | 2/1.0 | 1-1 | 1.000 | 1-1 | 1.000 | 2-2 | 1.000 | 0-0-0-0.0 | 0-0 | 0 | 0 | 0 | 0 | 5-0.8 | | |
| 1 | Sacha Killeya-Jones | 5-0 | 11/2.2 | 1-3 | .333 | 0-0 | .000 | 2-2 | 1.000 | 2-2-4-0.8 | 3-0 | 1 | 1 | 0 | 0 | 4-0.4 | | |
| 14 | Tai Wynyard | 8-0 | 34/4.3 | 1-1 | 1.000 | 0-0 | .000 | 1-2 | .500 | 2-2-4-0.5 | 9-0 | 0 | 1 | 2 | 1 | 3-0.4 | | |
| 30 | Dillon Pulliam | 2-0 | 2/1.0 | 0-0 | .000 | 0-0 | .000 | 0-0 | .000 | 0-0-0-0.0 | 0-0 | 0 | 0 | 0 | 0 | 0-0.0 | | |
| 20 | Brad Calipari | 5-0 | 11/2.2 | 0-1 | .000 | 0-1 | .000 | 0-0 | .000 | 1-0-1-0.2 | 0-0 | 0 | 0 | 0 | 0 | 0-0.0 | | |
| TM | TEAM..... | | | | | | | | | 26-33-59-3.3 | 2 | | 9 | | | | | |
| Total | | 18 | 3625 | 518-1092 | .474 | 127-349 | .364 | 337-471 | .715 | 203-506-709-39.4 | 352-9 | 256 | 216 | 82 | 97 | 1500-83.3 | | |
| Opponents | | 18 | 3625 | 467-1065 | .438 | 113-345 | .328 | 248-382 | .649 | 158-443-601-33.4 | 422 | 201 | 238 | 59 | 83 | 1295-71.9 | | |

| SCORE BY PERIODS: | 1st | 2ND | OT | OT2 | TOTAL |
|-------------------|-----|-----|----|-----|-------|
| Kentucky | 696 | 790 | 14 | | 1500 |
| Opponents | 584 | 706 | 5 | | 1295 |



2016-17 TEAM HIGHS AND LOWS

KENTUCKY - GAME HIGHS

POINTS

115vs. Arizona State (11/28/16)
 111 UT MARTIN (11/25/16)
 103 at #7/6 North Carolina (12/17/16)
 101 CLEVELAND STATE (11/23/16)
 100 TEXAS A&M (1/3/17)

FIELD GOALS MADE

44vs. Arizona State (11/28/16)
 41 UT MARTIN (11/25/16)

FIELD GOALS ATTEMPTED

84vs. Arizona State (11/28/16)
 80 #11/9 UCLA (12/3/16)

FIELD-GOAL PERCENTAGE

.583 (28-48) #24/24 SOUTH CAROLINA (1/21/17)
 .571 (32-56) AUBURN (1/14/17)

3-POINT FIELD GOALS MADE

13 TEXAS A&M (1/3/17)
 11 TENNESSEE (2/14/17)
 11 AUBURN (1/14/17)
 11vs. Arizona State (11/28/16)

3-POINT FIELD GOALS ATTEMPTED

28vs. Arizona State (11/28/16)
 26 DUQUESNE (11/20/16)

3-POINT FIELD-GOAL PERCENTAGE

.579 (11-19) AUBURN (1/14/17)
 .556 (10-18)vs. #7/6 North Carolina (12/17/16)

FREE THROWS MADE

28 ARKANSAS (1/7/17)
 27vs. Alabama (3/11/17)
 27 GEORGIA (1/31/17)
 27 CANISIUS (11/13/16)

FREE THROWS ATTEMPTED

40 ARKANSAS (1/7/17)
 39vs. Alabama (3/11/17)
 39 CANISIUS (11/13/16)

FREE-THROW PERCENTAGE

.880 (22-25)vs. Arkansas (3/12/17)
 .824 (14-17)vs. #11/9 UCLA (3/24/17)

REBOUNDS

59vs. Arizona State (11/28/16)
 49 DUQUESNE (11/20/16)

ASSISTS

33vs. Arizona State (11/28/16)
 25 CLEVELAND STATE (11/23/16)

STEALS

12 STEPHEN F. AUSTIN (11/11/16)
 11 DUQUESNE (11/20/16)

BLOCKED SHOTS

10 DUQUESNE (11/20/16)
 9vs. Northern Kentucky (3/17/17)
 9 VALPARAISO (12/7/16)
 9vs. Arizona State (11/28/16)

TURNOVERS

17at Missouri (2/21/17)
 17 #2/1 KANSAS (1/28/17)
 17 #24/24 SOUTH CAROLINA (1/21/17)
 17 VALPARAISO (12/7/16)

FOULS

27 at Alabama (2/11/17)
 27vs. Hofstra (12/11/16)

OPPONENT - GAME HIGHS

POINTS

100vs. #7/6 North Carolina (12/17/16)
 97 #11/9 UCLA (12/3/16)
 88 at #24/23 Florida (2/4/17)
 85 LSU (2/7/17)
 82 at Tennessee (1/24/17)

FIELD GOALS MADE

35vs. #7/6 North Carolina (12/17/16)
 35 #11/9 UCLA (12/3/16)

FIELD GOALS ATTEMPTED

73vs. Northern Kentucky (3/17/17)
 73vs. Arizona State (11/28/16)

FIELD-GOAL PERCENTAGE

.542 (32-59)at Mississippi State (1/17/17)
 .530 (35-66)vs. #7/6 North Carolina (12/17/16)
 .530 (35-66) #13/12 FLORIDA (2/25/17)

3-POINT FIELD GOALS MADE

11 VANDERBILT (2/28/17)
 10 #13/12 FLORIDA (2/25/17)
 10 LSU (2/7/17)
 10 at #24/23 Florida (2/4/17)
 10 #11/9 UCLA (12/3/16)

3-POINT FIELD GOALS ATTEMPTED

32vs. Northern Kentucky (3/17/17)

30 #13/12 FLORIDA (2/25/17)

3-POINT FIELD-GOAL PERCENTAGE

.600 (6-10) GEORGIA (1/31/17)
 .563 (9-16) AUBURN (1/14/17)

FREE THROWS MADE

23 at Vanderbilt (1/10/17)
 23vs. Hofstra (12/11/16)

FREE THROWS ATTEMPTED

37vs. Hofstra (12/11/16)
 32 at Vanderbilt (1/10/17)

FREE-THROW PERCENTAGE

.941 (16-17)at Ole Miss (12/29/16)
 .909 (20-22) DUQUESNE (11/20/16)
 .909 (10-11)vs. Northern Kentucky (3/17/17)

REBOUNDS

54 at #24/23 Florida (2/4/17)
 45 at Ole Miss (12/29/16)
 45vs. Hofstra (12/11/16)

ASSISTS

18 at #24/23 Florida (2/4/17)
 18 at Tennessee (1/24/17)
 18vs. #7/6 North Carolina (12/17/16)
 18 #11/9 UCLA (12/3/16)

STEALS

10 at Mississippi State (1/17/17)
 9 #2/1 KANSAS (1/28/17)

BLOCKED SHOTS

9vs. #6/8 North Carolina (3/26/17)
 7 at #24/23 Florida (2/4/17)
 7 TEXAS A&M (1/3/17)

TURNOVERS

28 STEPHEN F. AUSTIN (11/11/16)
 25 TEXAS A&M (1/3/17)

FOULS

32 STEPHEN F. AUSTIN (11/11/16)
 31 AUBURN (1/14/17)
 31 ARKANSAS (1/7/17)

KENTUCKY - GAME LOWS

POINTS

65vs. #19/19 Wichita State (3/19/17)
 66 at #24/23 Florida (2/4/17)
 67 at Alabama (2/11/17)
 69vs. #13/13 Michigan State (11/15/16)
 70 at #10/11 Louisville (12/21/16)

FIELD GOALS MADE

23vs. #13/13 Michigan State (11/15/16)
 23 at #10/11 Louisville (12/21/16)
 23 at #24/23 Florida (2/4/17)
 23vs. Georgia (3/10/17)
 23vs. Alabama (3/11/17)
 23vs. #19/19 Wichita State (3/19/17)

FIELD GOALS ATTEMPTED

44vs. Alabama (3/11/17)
 48 #24/24 SOUTH CAROLINA (1/21/17)

FIELD-GOAL PERCENTAGE

.377 (23-61) at #24/23 Florida (2/4/17)
 .383 (23-60)vs. #13/13 Michigan State (11/15/16)
 .383 (23-60)vs. Georgia (3/10/17)

3-POINT FIELD GOALS MADE

1 at Vanderbilt (1/10/17)
 3 at Alabama (2/11/17)
 3vs. Northern Kentucky (3/17/17)

3-POINT FIELD GOALS ATTEMPTED

9 at Vanderbilt (1/10/17)
 14 at Alabama (2/11/17)
 14 #13/12 FLORIDA (2/25/17)
 14vs. Alabama (3/11/17)

3-POINT FIELD-GOAL PERCENTAGE

.111 (1-9) at Vanderbilt (1/10/17)
 .176 (3-17)vs. Northern Kentucky (3/17/17)

FREE THROWS MADE

8 TENNESSEE (2/14/17)
 10 at Alabama (2/11/17)

FREE THROWS ATTEMPTED

12 TENNESSEE (2/14/17)
 17vs. #8/6 UCLA (3/24/17)

FREE-THROW PERCENTAGE

.531 (17-32) AUBURN (1/14/17)
 .556 (10-18) at Alabama (2/11/17)

REBOUNDS

28 STEPHEN F. AUSTIN (11/11/16)
 28vs. Alabama (3/11/17)

ASSISTS

7 at #24/23 Florida (2/4/17)
 8 at Vanderbilt (1/10/17)

STEALS

2 at Vanderbilt (1/10/17)
 2 at Missouri (2/21/17)

BLOCKED SHOTS

1 at Vanderbilt (1/10/17)
 2vs. #7/6 North Carolina (12/17/16)
 2 LSU (2/7/17)
 2 at Georgia (2/18/17)
 2 #13/12 FLORIDA (2/25/17)
 2vs. Alabama (3/11/17)
 2vs. #6/8 North Carolina (3/26/17)

TURNOVERS

6 at Vanderbilt (1/10/17)
 6 at Texas A&M (3/4/17)
 6vs. #8/6 UCLA (3/24/17)

FOULS

11vs. #19/19 Wichita State (3/19/17)
 13 #13/12 FLORIDA (2/25/17)

OPPONENT - GAME LOWS

POINTS

48vs. #13/13 Michigan State (11/15/16)
 58 TEXAS A&M (1/3/17)
 58 at Alabama (2/11/17)
 58 TENNESSEE (2/14/17)
 59 DUQUESNE (11/20/16)

FIELD GOALS MADE

17 DUQUESNE (11/20/16)
 18 TENNESSEE (2/14/17)

FIELD GOALS ATTEMPTED

47 TEXAS A&M (1/3/17)
 49 VANDERBILT (2/28/17)

FIELD-GOAL PERCENTAGE

.304 (17-56) DUQUESNE (11/20/16)
 .328 (20-61)vs. #13/13 Michigan State (11/15/16)

3-POINT FIELD GOALS MADE

3 at Alabama (2/11/17)
 3 TENNESSEE (2/14/17)
 3 at Georgia (2/18/17)
 3vs. Alabama (3/11/17)
 3vs. #6/8 North Carolina (3/26/17)

3-POINT FIELD GOALS ATTEMPTED

10 at Tennessee (1/24/17)
 10 GEORGIA (1/31/17)

3-POINT FIELD-GOAL PERCENTAGE

.182 (4-22)at Missouri (2/21/17)
 .188 (3-16) TENNESSEE (2/14/17)

FREE THROWS MADE

3vs. #13/13 Michigan State (11/15/16)
 4 #13/12 FLORIDA (2/25/17)

FREE THROWS ATTEMPTED

6 #13/12 FLORIDA (2/25/17)
 9vs. #13/13 Michigan State (11/15/16)
 9vs. #19/19 Wichita State (3/19/17)

FREE-THROW PERCENTAGE

.333 (3-9)vs. #13/13 Michigan State (11/15/16)
 .333 (5-15) AUBURN (1/14/17)

REBOUNDS

26 UT MARTIN (11/25/16)
 26 LSU (2/7/17)
 26 at Georgia (2/18/17)
 26vs. Arkansas (3/12/17)

ASSISTS

4 at Alabama (2/11/17)
 4 at Missouri (2/21/17)

STEALS

0vs. #13/13 Michigan State (11/15/16)
 1vs. Hofstra (12/11/16)
 1 AUBURN (1/14/17)

BLOCKED SHOTS

0 at Alabama (2/11/17)
 1 CANISIUS (11/13/16)
 1 DUQUESNE (11/20/16)
 1 CLEVELAND STATE (11/23/16)
 1 VALPARAISO (12/7/16)
 1vs. Hofstra (12/11/16)
 1 at Vanderbilt (1/10/17)
 1 #24/24 SOUTH CAROLINA (1/21/17)
 1 LSU (2/7/17)
 1vs. Georgia (3/10/17)

TURNOVERS

6 #13/12 FLORIDA (2/25/17)
 7 at Vanderbilt (1/10/17)

FOULS

14vs. #19/19 Wichita State (3/19/17)
 15 #2/1 KANSAS (1/28/17)
 15 TENNESSEE (2/14/17)



2016-17 Team Highs and Lows

KENTUCKY - INDIVIDUAL GAME HIGHS

- POINTS
47..... Malik Monk vs. #7/6 North Carolina (12/17/16)
39..... De'Aaron Fox vs. #8/6 UCLA (3/24/17)
37..... Malik Monk vs. GEORGIA (1/31/17)
34..... Malik Monk at Ole Miss (12/29/16)
33..... Malik Monk vs. #13/12 FLORIDA (2/25/17)
FIELD GOALS MADE
18..... Malik Monk vs. #7/6 North Carolina (12/17/16)
13..... De'Aaron Fox vs. #8/6 UCLA (3/24/17)
FIELD GOALS ATTEMPTED
28..... Malik Monk vs. #7/6 North Carolina (12/17/16)
21..... Malik Monk vs. VANDERBILT (2/28/17)
21..... Malik Monk vs. GEORGIA (1/31/17)
21..... De'Aaron Fox vs. #7/6 North Carolina (12/17/16)
FIELD-GOAL PERCENTAGE (MIN 5 MADE)
1.000 (5-5) Wenyen Gabriel at Mississippi St. (1/17/17)
.875 (7-8)..... Bam Adebayo at Tennessee (1/24/17)
3-POINT FIELD GOAL MADE
8..... Malik Monk vs. #7/6 North Carolina (12/17/16)
7..... Malik Monk vs. GEORGIA (1/31/17)
7..... Malik Monk vs. #13/13 Michigan State (11/15/16)
3-POINT FIELD GOALS ATTEMPTED
13..... Malik Monk at Tennessee (1/24/17)
12..... Malik Monk vs. #7/6 North Carolina (12/17/16)
3-POINT FIELD-GOAL PERCENTAGE (MIN 2 MADE)
1.000 (3-3) Wenyen Gabriel at Mississippi St. (1/17/17)
1.000 (3-3)..... Isaiah Briscoe vs. TEXAS A&M (1/3/17)
1.000 (2-2)..... De'Aaron Fox at Tennessee (1/24/17)
1.000 (2-2)..... Isaiah Briscoe vs. AUBURN (1/14/17)
1.000 (2-2)..... Isaiah Briscoe vs. Arizona State (11/28/16)
FREE THROWS MADE
13..... De'Aaron Fox vs. #8/6 UCLA (3/24/17)
11..... De'Aaron Fox vs. Alabama (3/11/17)
11..... Isaiah Briscoe vs. GEORGIA (1/31/17)
FREE THROWS ATTEMPTED
15..... De'Aaron Fox vs. #8/6 UCLA (3/24/17)
15..... De'Aaron Fox vs. Alabama (3/11/17)
15..... Isaiah Briscoe vs. GEORGIA (1/31/17)
FREE-THROW PERCENTAGE (MIN 6 MADE)
1.000 (9-9)..... De'Aaron Fox vs. CANISIUS (11/13/16)
1.000 (7-7)..... De'Aaron Fox vs. ARKANSAS (1/7/17)
1.000 (6-6)..... Malik Monk vs. #19/19 Wichita St. (3/19/17)
1.000 (6-6)..... Malik Monk vs. Arkansas (3/12/17)
1.000 (6-6)..... Isaiah Briscoe at Ole Miss (12/29/16)
1.000 (6-6)..... Isaiah Briscoe at #10/11 Louisville (12/21/16)
1.000 (6-6) Wenyen Gabriel vs. UT MARTIN (11/25/16)
1.000 (6-6)..... De'Aaron Fox vs. #13/13 Michigan St. (11/15/16)
1.000 (6-6)..... De'Aaron Fox vs. STEPHEN F. AUSTIN (11/11/16)
REBOUNDS
18..... Bam Adebayo vs. Northern Kentucky (3/17/17)
16..... Wenyen Gabriel vs. AUBURN (1/14/17)
ASSISTS
12..... De'Aaron Fox vs. STEPHEN F. AUSTIN (11/11/16)
11..... Isaiah Briscoe at Ole Miss (12/29/16)
11..... De'Aaron Fox vs. CLEVELAND STATE (11/23/16)
STEALS
5..... Malik Monk vs. #11/9 UCLA (12/3/16)
4..... Dominique Hawkins vs. Arkansas (3/12/16)
4..... Bam Adebayo at #24/23 Florida (2/4/17)
4..... Isaiah Briscoe vs. DUQUESNE (11/20/16)
BLOCKED SHOTS
4..... Derek Willis vs. Georgia (3/10/17)
4..... Bam Adebayo vs. #11/9 UCLA (12/3/16)
TURNOVERS
7..... Isaiah Briscoe vs. #24/24 SOUTH CAROLINA (1/21/17)
6..... De'Aaron Fox vs. Northern Kentucky (3/17/17)
6..... Malik Monk vs. #13/12 FLORIDA (2/25/17)
6..... Isaiah Briscoe at Missouri (2/21/17)
6..... Isaiah Briscoe vs. GEORGIA (1/31/17)
FOULS
5..... Derek Willis vs. Georgia (3/10/17)
5..... Isaiah Briscoe at Missouri (2/21/17)
5..... Dominique Hawkins at Georgia (2/18/17)
5..... Isaiah Briscoe at Georgia (2/18/17)
5..... De'Aaron Fox vs. TENNESSEE (2/14/17)
5..... Bam Adebayo at Alabama (2/11/17)
5..... Wenyen Gabriel vs. LSU (2/7/17)
5..... Wenyen Gabriel at #24/23 Florida (2/4/17)
5..... Isaac Humphries at Mississippi State (1/17/17)
5..... De'Aaron Fox vs. AUBURN (1/14/17)
5..... Bam Adebayo vs. #7/6 North Carolina (12/17/16)
MINUTES
45..... Isaiah Briscoe vs. GEORGIA (1/31/17)
44..... Malik Monk vs. GEORGIA (1/31/17)
39..... Bam Adebayo vs. Alabama (3/11/17)
39..... Malik Monk vs. #2/1 KANSAS (1/28/17)
39..... Isaiah Briscoe at Vanderbilt (1/10/17)



Isaiah Briscoe recorded the second triple-double of the season and the third in school history in a win at Ole Miss.

OPPONENT - INDIVIDUAL GAME HIGHS

- POINTS
36..... J.J. Frazier at Georgia (2/18/17)
34..... Sindarius Thornwell vs. #24/24 S. CAROLINA (1/21/17)
34..... Justin Jackson vs. #7/6 North Carolina (12/17/16)
31..... Antonio Blakeney vs. LSU (2/7/17)
28..... Rob Edwards vs. CLEVELAND STATE (11/23/16)
FIELD GOALS MADE
12..... Antonio Blakeney vs. LSU (2/7/17)
12..... Rob Edwards vs. CLEVELAND STATE (11/23/16)
FIELD GOALS ATTEMPTED
23..... Sindarius Thornwell vs. #24/24 S. CAROLINA (1/21/17)
22..... J.J. Frazier at Georgia (2/18/17)
FIELD-GOAL PERCENTAGE (MIN 5 MADE)
1.000 (6-6)..... Landen Lucas vs. #2/1 KANSAS (1/28/17)
.833 (5-6)..... Tamaricus Blanton vs. #24/24 S. CAROLINA (1/21/17)
3-POINT FIELD GOAL MADE
5..... KeVaughn Allen vs. #13/12 FLORIDA (2/25/17)
4..... Isaac Hamilton vs. #8/6 UCLA (3/24/17)
4..... Terrence Phillips at Missouri (2/21/17)
4..... Antonio Blakeney vs. LSU (2/7/17)
4..... Justin Jackson vs. #7/6 North Carolina (12/17/16)
3-POINT FIELD GOALS ATTEMPTED
11..... KeVaughn Allen vs. #13/12 FLORIDA (2/25/17)
10..... Matthe Fisher-Davis at Vanderbilt (1/10/17)
10..... Kassius Robertson vs. CANISIUS (11/13/16)
3-POINT FIELD-GOAL PERCENTAGE (MIN 2 MADE)
1.000 (2-2)..... E'Torrion Wilridge vs. Georgia (3/10/17)
1.000 (2-2)..... Payton Willis vs. VANDERBILT (2/28/17)
1.000 (2-2)..... Jordan Harris vs. GEORGIA (1/31/17)
1.000 (2-2)..... Tamaricus Blanton vs. #24/24 S. CAROLINA (1/21/17)
FREE THROWS MADE
14..... Sindarius Thornwell vs. #24/24 S. CAROLINA (1/21/17)
12..... J.J. Frazier at Georgia (2/18/17)
FREE THROWS ATTEMPTED
15..... J.J. Frazier at Georgia (2/18/17)
15..... Sindarius Thornwell vs. #24/24 S. CAROLINA (1/21/17)
15..... Justin Jackson vs. #7/6 North Carolina (12/17/16)
FREE-THROW PERCENTAGE (min 6 made)
1.000 (8-8)..... Terrence Phillips at Missouri (2/21/17)
1.000 (7-7)..... Carson Williams vs. N. Kentucky (3/17/17)
1.000 (7-7)..... J.J. Frazier vs. Georgia (3/10/17)
1.000 (6-6)..... Sebastian Saiz at Ole Miss (12/29/16)
1.000 (6-6)..... Deng Adel at #10/11 Louisville (12/21/16)
1.000 (6-6)..... Tony Bradley vs. #7/6 N. Carolina (12/17/16)
REBOUNDS
17..... Kennedy Meeks vs. #6/8 North Carolina (3/26/17)
15..... Derek Ogbeide vs. Georgia (3/10/17)
ASSISTS
10..... Tony Trocha-Morelos at TEXAS A&M (3/4/17)
9..... Chris Chiozza at #24/23 Florida (2/4/17)

STEALS

- 4..... Q Weatherspoon at Mississippi State (1/17/17)
3..... J.J. Frazier vs. GEORGIA (1/31/17)
3..... Grant Williams at Tennessee (1/24/17)
3..... Rahseed Brooks at Ole Miss (12/29/16)
3..... Jubril Adekoya vs. VALPARAISO (12/7/16)
3..... Isiah Mike vs. DUQUESNE (11/20/16)
3..... Isaiah Reese vs. CANISIUS (11/13/16)

BLOCKED SHOTS

- 4..... Kennedy Meeks vs. #6/8 North Carolina (3/26/17)
4..... Grant Williams at Tennessee (1/24/17)
4..... Robert Williams vs. TEXAS A&M (1/3/17)

TURNOVERS


- 9..... Miles Bridges vs. #13/13 Michigan State (11/15/16)
7..... Tyler Davis vs. TEXAS A&M (1/3/17)
7..... DJ Hogg vs. TEXAS A&M (1/3/17)
7..... Ty Charles vs. STEPHEN F. AUSTIN (11/11/16)

FOULS

- 5..... Thomas Welsh vs. #8/6 UCLA (3/24/17)
5..... Mason Faulkner vs. Northern Kentucky (3/17/17)
5..... Cole Murray vs. Northern Kentucky (3/17/17)
5..... Corban Collins vs. Alabama (3/11/17)
5..... Dazon Ingram vs. Alabama (3/11/17)
5..... Derek Ogbeide vs. Georgia (3/10/17)
5..... JC Hampton at Texas A&M (3/4/17)
5..... Nolan Cressler vs. VANDERBILT (2/28/17)
5..... Reed Nikko at Missouri (2/21/17)
5..... Russell Woods at Missouri (2/21/17)
5..... Derek Ogbeide at Georgia (2/18/17)
5..... Aaron Epps vs. LSU (2/7/17)
5..... Kevarrius Hayes at #24/23 Florida (2/4/17)
5..... J.J. Frazier vs. GEORGIA (1/31/17)
5..... Juwan Parker vs. GEORGIA (1/31/17)
5..... Landen Lucas vs. #2/1 KANSAS (1/28/17)
5..... Q Weatherspoon at Mississippi State (1/17/17)
5..... Xavian Stapleton at Mississippi State (1/17/17)
5..... Schnider Herard at Mississippi State (1/17/17)
5..... Austin Wiley vs. AUBURN (1/14/17)
5..... Admon Gilder vs. TEXAS A&M (1/3/17)
5..... Joel Berry II vs. #7/6 North Carolina (12/17/16)
5..... Kennedy Meeks vs. #7/6 North Carolina (12/17/16)
5..... Eli Pemberton vs. Hofstra (12/11/16)
5..... Ike Anigbogwu vs. #11/9 UCLA (12/3/16)
5..... Thomas Welsh vs. #11/9 UCLA (12/3/16)
5..... Jethro Tshisumpa vs. Arizona State (11/28/16)
5..... Derek Sloan vs. CLEVELAND STATE (11/23/16)
5..... Evan Clayborne vs. CLEVELAND STATE (11/23/16)
5..... TJ Holyfield vs. STEPHEN F. AUSTIN (11/11/16)
5..... Josh Huntley vs. STEPHEN F. AUSTIN (11/11/16)

2016-17 POINTS-REBOUNDS-ASSISTS

| OPPONENT | DATE | SCORE | W/L | 2016-17 POINTS-REBOUNDS-ASSISTS | | | | | | | | | | | | | | |
|-------------------------|----------|---------|-----------------|---------------------------------|---------------|---------|--------|-------|--------|----------|---------|-----------|----------|---------|---------|---------|--------|--|
| | | | | 00 | 01 | 03 | 05 | 10 | 11 | 13 | 14 | 15 | 20 | 25 | 30 | 32 | 35 | |
| | | | | FOX | KILLEVA-JONES | ADEBAYO | MONK | DAVID | MULDER | BRISCOE | WYNYARD | HUMPHRIES | CALIPARI | HAWKINS | PULLIAM | GABRIEL | WILLIS | |
| STEPHEN F. AUSTIN | 11/11/16 | 87-64 | W | 12-4-12 | 0-3-0 | 5-1-1 | 10-0-1 | DNP | 8-0-0 | 17-1-1 | 0-0-0 | 9-8-1 | 0-0-0 | 1-0-3 | DNP | 10-2-0 | 15-5-2 | |
| CANISIUS | 11/13/16 | 93-69 | W | 21-4-3 | 3-4-0 | 14-11-2 | 16-4-2 | 0-0-0 | 3-0-0 | 21-5-2 | 0-1-0 | 6-4-0 | 2-0-0 | 2-1-1 | 0-0-0 | 3-3-0 | 2-2-0 | |
| vs. #13/13 Michigan St. | 11/15/16 | 69-48 | W | 12-4-6 | 0-0-0 | 6-5-0 | 23-6-1 | DNP | 0-0-0 | 21-4-2 | 0-2-0 | 0-5-1 | 0-0-0 | 3-2-2 | DNP | 4-6-2 | 0-2-3 | |
| DUQUESNE | 11/20/16 | 93-59 | W | 16-7-6 | 6-3-0 | 12-8-1 | 14-2-0 | 0-0-0 | 13-4-1 | 13-3-5 | 2-0-0 | 2-3-0 | 0-1-0 | 2-3-4 | 0-1-1 | 8-6-0 | 5-3-1 | |
| CLEVELAND STATE | 11/23/16 | 101-70 | W | 16-4-11 | 5-2-0 | 14-7-2 | 23-3-4 | 0-0-0 | 13-2-0 | DNP | 4-3-0 | 9-9-1 | 0-0-0 | 0-1-0 | DNP | 10-10-6 | 7-5-1 | |
| UT MARTIN | 11/25/16 | 111-76 | W | 16-6-5 | 12-4-0 | 15-12-0 | 26-2-7 | 0-0-0 | 12-2-1 | DNP | 0-2-1 | 7-3-0 | 0-0-0 | 6-4-9 | 0-0-0 | 15-6-1 | 2-1-0 | |
| vs. Arizona State | 11/28/16 | 115-69 | W | 14-11-10 | 4-6-1 | 12-9-2 | 23-3-4 | 0-0-0 | 6-3-0 | 20-4-7 | 2-1-0 | 3-3-0 | 3-1-1 | 7-3-3 | 0-0-0 | 10-7-4 | 11-6-1 | |
| #11/9 UCLA | 12/3/16 | 97-92 | L | 20-2-9 | DNP | 18-13-0 | 24-3-0 | DNP | DNP | 12-4-3 | DNP | 0-2-2 | DNP | 5-1-0 | DNP | 2-8-0 | 11-4-2 | |
| VALPARAISO | 12/7/16 | 87-63 | W | 9-7-5 | 2-3-0 | 16-7-0 | 15-2-1 | DNP | 9-7-2 | 10-1-2 | DNP | 2-3-0 | 3-0-0 | 6-3-4 | DNP | 3-6-1 | 12-4-0 | |
| vs. Hofstra | 12/11/16 | 96-73 | W | 15-5-2 | 4-2-0 | 14-7-1 | 20-1-4 | DNP | 6-5-0 | 19-2-6 | DNP | 3-3-1 | 0-0-0 | 5-1-3 | DNP | 2-4-1 | 8-8-2 | |
| vs. #7/6 North Carolina | 12/17/16 | 103-100 | W | 24-4-10 | 0-0-0 | 13-7-1 | 47-0-2 | DNP | DNP | 10-7-4 | DNP | 2-5-0 | DNP | 0-2-2 | DNP | 4-6-0 | 3-1-0 | |
| at #10/11 Louisville | 12/21/16 | 73-70 | L | 21-2-3 | DNP | 11-9-1 | 16-3-1 | DNP | 6-0-0 | 8-5-3 | DNP | 0-0-0 | DNP | 0-1-1 | DNP | 2-7-0 | 6-9-1 | |
| at Ole Miss* | 12/29/17 | 99-76 | W | 7-5-7 | 0-0-0 | 25-4-1 | 34-6-1 | DNP | 3-0-0 | 19-10-11 | 0-0-0 | 2-3-0 | 0-0-0 | 0-0-1 | DNP | 2-3-2 | 7-9-1 | |
| TEXAS A&M* | 1/3/17 | 100-58 | W | 15-5-6 | 2-2-0 | 10-3-1 | 26-1-0 | 5-0-0 | 5-2-0 | 13-1-7 | 0-0-0 | 8-6-1 | 0-1-0 | 6-0-1 | 0-0-0 | 5-4-0 | 5-3-0 | |
| ARKANSAS* | 1/7/17 | 97-71 | W | 27-6-6 | 2-2-1 | 11-7-1 | 12-1-3 | 0-0-0 | 6-1-0 | 15-8-1 | 0-0-0 | 4-4-0 | 0-0-0 | 2-2-1 | 0-0-0 | 3-4-0 | 15-5-0 | |
| at Vanderbilt* | 1/10/17 | 87-81 | W | 22-5-2 | DNP | 14-7-0 | 18-1-1 | DNP | 2-2-0 | 23-7-5 | DNP | 2-7-0 | DNP | 0-0-0 | DNP | 4-5-0 | 2-3-0 | |
| AUBURN* | 1/14/17 | 92-72 | W | 13-4-5 | DNP | 15-8-0 | 24-1-6 | DNP | 12-1-2 | 10-3-5 | DNP | 4-1-0 | DNP | 6-1-1 | DNP | 6-16-0 | 2-2-0 | |
| at Mississippi State* | 1/17/17 | 88-81 | W | 21-5-5 | 0-0-0 | 5-4-1 | 14-3-4 | DNP | 0-1-1 | 12-4-3 | 1-1-0 | 4-2-0 | DNP | 5-2-0 | DNP | 13-8-2 | 13-5-0 | |
| #24/24 S. CAROLINA* | 1/21/17 | 85-69 | W | 6-1-1 | 0-0-0 | 18-3-1 | 27-3-1 | DNP | DNP | 0-3-4 | 0-0-0 | 6-4-0 | 0-0-0 | 5-3-7 | DNP | 11-5-2 | 12-7-1 | |
| at Tennessee* | 1/24/17 | 82-80 | L | 17-0-4 | DNP | 21-5-0 | 25-3-4 | DNP | DNP | 11-14-5 | DNP | 0-0-0 | DNP | 0-1-0 | DNP | 2-9-1 | 4-7-0 | |
| #2/1 KANSAS | 1/28/17 | 79-73 | L | 10-2-2 | DNP | 10-8-3 | 18-4-2 | DNP | DNP | 12-8-6 | DNP | 0-0-0 | DNP | 5-4-1 | DNP | 0-2-0 | 18-6-0 | |
| GEORGIA* | 1/31/17 | 90-81 | W ^{OT} | DNP | DNP | 12-5-0 | 37-3-1 | DNP | DNP | 23-11-8 | 0-2-0 | 4-7-0 | DNP | 4-1-1 | DNP | 7-6-0 | 3-5-4 | |
| at #24/23 Florida* | 2/4/17 | 88-66 | L | 19-3-0 | DNP | 9-7-1 | 11-0-2 | DNP | 8-1-0 | 6-3-3 | 2-1-0 | 0-1-1 | DNP | 4-0-0 | DNP | 5-5-0 | 2-5-0 | |
| LSU* | 2/7/17 | 92-85 | W | 16-4-6 | DNP | 8-9-0 | 23-0-2 | DNP | 0-0-0 | 14-6-3 | 0-0-0 | 2-4-0 | DNP | 4-4-2 | DNP | 23-8-2 | 2-4-1 | |
| at Alabama* | 2/11/17 | 67-58 | W | 7-1-3 | DNP | 14-7-0 | 17-1-1 | DNP | 2-2-0 | 11-11-4 | DNP | 4-2-0 | DNP | 5-0-3 | DNP | 2-6-0 | 5-4-1 | |
| TENNESSEE* | 2/14/17 | 83-58 | W | 13-3-6 | DNP | 7-12-0 | 20-8-2 | DNP | 3-4-0 | 12-4-6 | DNP | 2-2-0 | 0-0-0 | 10-4-2 | DNP | 0-2-0 | 16-3-1 | |
| at Georgia* | 2/18/17 | 82-77 | W | 16-5-5 | DNP | 13-8-1 | 16-2-5 | DNP | 9-2-0 | 9-6-2 | DNP | 0-0-0 | DNP | 9-0-0 | DNP | 3-1-0 | 7-12-0 | |
| at Missouri* | 2/21/17 | 72-62 | W | 13-5-4 | DNP | 22-15-0 | 11-3-3 | DNP | 3-2-0 | 9-5-3 | DNP | 2-0-0 | DNP | 2-1-0 | DNP | 6-5-0 | 4-1-0 | |
| #13/12 FLORIDA* | 2/25/17 | 76-66 | W | DNP | DNP | 18-15-0 | 33-4-5 | DNP | 4-0-1 | 9-8-2 | DNP | 2-0-0 | DNP | 3-6-4 | DNP | 2-3-1 | 5-9-0 | |
| VANDERBILT* | 2/28/17 | 73-67 | W | 13-4-1 | DNP | 16-6-0 | 27-2-1 | DNP | 5-0-0 | 7-7-6 | DNP | 0-2-0 | DNP | 2-2-1 | DNP | 0-0-0 | 3-8-1 | |
| at Texas A&M* | 3/4/17 | 71-63 | W | 19-3-1 | DNP | 13-8-1 | 6-5-3 | DNP | 3-0-1 | 7-6-8 | DNP | 2-1-0 | DNP | 8-0-3 | DNP | 2-6-0 | 11-6-0 | |
| vs. Georgia | 3/10/17 | 71-60 | W | 20-3-4 | DNP | 13-10-1 | 2-2-1 | DNP | 4-1-0 | 20-6-2 | DNP | 0-2-0 | DNP | 5-2-1 | DNP | 0-3-0 | 7-11-0 | |
| vs. Alabama | 3/11/17 | 79-74 | W | 28-5-2 | DNP | 10-9-0 | 20-4-2 | DNP | 0-0-0 | 6-1-3 | DNP | 0-1-0 | DNP | 7-0-1 | DNP | 2-4-1 | 6-2-1 | |
| vs. Arkansas | 3/12/17 | 82-65 | W | 18-3-2 | DNP | 17-9-0 | 17-0-3 | DNP | 3-3-0 | 4-4-3 | DNP | 2-1-0 | 0-0-0 | 14-2-2 | DNP | 2-3-0 | 5-9-0 | |
| vs. Northern Kentucky | 3/17/17 | 79-70 | W | 19-2-3 | DNP | 15-18-1 | 12-2-2 | DNP | 0-1-1 | 17-8-2 | DNP | 0-0-0 | DNP | 7-2-0 | DNP | 1-1-0 | 8-7-3 | |
| vs. #19/19 Wichita St. | 3/19/16 | 65-62 | W | 14-2-1 | DNP | 13-10-1 | 14-2-4 | DNP | 3-1-2 | 5-4-2 | DNP | 0-2-0 | DNP | 7-0-0 | DNP | 0-2-0 | 9-8-1 | |
| vs. #8/6 UCLA | 3/24/17 | 86-75 | W | 39-3-4 | DNP | 2-4-5 | 21-3-1 | DNP | 0-0-0 | 5-7-4 | DNP | 0-1-0 | DNP | 11-0-0 | DNP | 0-1-0 | 8-8-4 | |
| vs. #6/8 North Carolina | 3/26/17 | 75-73 | L | 13-4-3 | DNP | 13-7-2 | 12-2-0 | DNP | 0-1-0 | 7-4-8 | DNP | 12-5-1 | DNP | 10-3-0 | DNP | 0-1-0 | 6-6-2 | |



Derek Willis averaged 2.0 blocks over the final nine games of his career. He averaged 0.5 in his previous 94 games.

2016-17 RESULTS

Overall 32-6 • Home 15-2 • Away 7-3 • Neutral 10-1

| DATE | OPPONENT | W/L | RESULT | HIGH SCORER | HIGH REBOUNDER |
|----------|-----------------------------|-----------------|---------|-----------------------------------|--|
| 11/11/16 | STEPHEN F. AUSTIN | W | 87-64 | (17) Isaiah Briscoe | (8) Isaac Humphries |
| 11/13/16 | 1 CANISIUS | W | 93-69 | (21) Isaiah Briscoe, De'Aaron Fox | (11) Bam Adebayo |
| 11/15/16 | 2 vs. #13/13 Michigan State | W | 69-48 | (23) Malik Monk | (6) Wenyen Gabriel, Malik Monk |
| 11/20/16 | 1 DUQUESNE | W | 93-59 | (16) De'Aaron Fox | (8) Bam Adebayo |
| 11/23/16 | 1 CLEVELAND STATE | W | 101-70 | (23) Malik Monk | (10) Wenyen Gabriel |
| 11/25/16 | 1 UT MARTIN | W | 111-76 | (26) Malik Monk | (12) Bam Adebayo |
| 11/28/16 | 3 vs. Arizona State | W | 115-69 | (23) Malik Monk | (11) De'Aaron Fox |
| 12/3/16 | #11/9 UCLA | L | 97-92 | (24) Malik Monk | (13) Bam Adebayo |
| 12/7/16 | *RV/RV VALPARAISO | W | 87-63 | (16) Bam Adebayo | (7) Bam Adebayo, De'Aaron Fox, Mychal Mulder |
| 12/11/16 | 4 vs. Hofstra | W | 96-73 | (20) Malik Monk | (8) Derek Willis |
| 12/17/16 | 5 vs. #7/6 North Carolina | W | 103-100 | (47) Malik Monk | (7) Bam Adebayo, Isaiah Briscoe |
| 12/21/16 | at #10/11 Louisville | L | 73-70 | (21) De'Aaron Fox | (9) Bam Adebayo, Derek Willis |
| 12/29/16 | *at Ole Miss | W | 99-76 | (34) Malik Monk | (10) Isaiah Briscoe |
| 1/3/17 | *TEXAS A&M | W | 100-58 | (26) Malik Monk | (6) Isaac Humphries |
| 1/7/17 | *ARKANSAS | W | 97-71 | (27) De'Aaron Fox | (8) Isaiah Briscoe |
| 1/10/17 | *at Vanderbilt | W | 87-81 | (23) Isaiah Briscoe | (7) Bam Adebayo, Isaiah Briscoe, Isaac Humphries |
| 1/14/17 | *AUBURN | W | 92-72 | (24) Malik Monk | (16) Wenyen Gabriel |
| 1/17/17 | *at Mississippi State | W | 88-81 | (21) De'Aaron Fox | (8) Wenyen Gabriel |
| 1/21/17 | *#24/24 SOUTH CAROLINA | W | 85-69 | (27) Malik Monk | (7) Derek Willis |
| 1/24/17 | *at Tennessee | L | 82-80 | (25) Malik Monk | (14) Isaiah Briscoe |
| 1/28/17 | 6 #2/1 KANSAS | L | 79-73 | (18) Malik Monk, Derek Willis | (8) Bam Adebayo, Isaiah Briscoe |
| 1/31/17 | *GEORGIA | W ^{OT} | 90-81 | (37) Malik Monk | (11) Isaiah Briscoe |
| 2/4/17 | *at #24/23 Florida | L | 88-66 | (19) De'Aaron Fox | (7) Bam Adebayo |
| 2/9/17 | *LSU | W | 92-85 | (23) Wenyen Gabriel, Malik Monk | (9) Bam Adebayo |
| 2/11/17 | *at Alabama | W | 67-58 | (17) Malik Monk | (11) Isaiah Briscoe |
| 2/14/17 | *TENNESSEE | W | 83-58 | (20) Malik Monk | (12) Bam Adebayo |
| 2/18/17 | *at Georgia | W | 82-77 | (16) De'Aaron Fox, Malik Monk | (12) Derek Willis |
| 2/21/17 | *at Missouri | W | 72-62 | (22) Bam Adebayo | (15) Bam Adebayo |
| 2/25/17 | *#13/12 FLORIDA | W | 76-66 | (33) Malik Monk | (15) Bam Adebayo |
| 2/28/17 | *VANDERBILT | W | 73-67 | (27) Malik Monk | (8) Derek Willis |
| 3/4/17 | * at Texas A&M | W | 71-63 | (19) De'Aaron Fox | (8) Bam Adebayo |
| 3/10/17 | 7 vs. Georgia | W | 71-60 | (20) Isaiah Briscoe, De'Aaron Fox | (11) Derek Willis |
| 3/11/17 | 7 vs. Alabama | W | 79-74 | (28) De'Aaron Fox | (9) Bam Adebayo |
| 3/12/17 | 7 vs. Arkansas | W | 82-65 | (18) De'Aaron Fox | (9) Bam Adebayo, Derek Willis |
| 3/17/17 | 8 vs. Northern Kentucky | W | 79-70 | (19) De'Aaron Fox | (18) Bam Adebayo |
| 3/19/17 | 8 vs. #19/19 Wichita State | W | 65-62 | (14) De'Aaron Fox, Malik Monk | (10) Bam Adebayo |
| 3/24/17 | 9 vs. #8/6 UCLA | W | 86-75 | (39) De'Aaron Fox | (8) Derek Willis |
| 3/26/17 | 9 vs. #6/8 North Carolina | L | 75-73 | (13) Bam Adebayo, De'Aaron Fox | (7) Bam Adebayo |

* = Conference game

1 = Bluegrass Showcase - Rupp Arena | Lexington, Ky.

2 = Champions Classic - Madison Square Garden | New York

3 = Atlantis Showcase - Imperial Arena | Paradise Island, Bahamas

4 = Barclays Center | Brooklyn, N.Y.

5 = CBS Sports Classic - T-Mobile Arena | Las Vegas

6 = SEC/Big 12 Challenge - Rupp Arena | Lexington, Ky.

7 = SEC Tournament - Bridgestone Arena | Nashville, Tenn.

8 = NCAA Tournament - Bankers Life Fieldhouse | Indianapolis

9 = NCAA Tournament - FedEx Forum | Memphis, Tenn.

UK IN THE WEEKLY POLLS

| Date | AP/USA | Date | AP/USA |
|-----------|--------|---------|--------|
| Preseason | 2/4 | Dec. 26 | 8/8 |
| Nov. 14 | 2/2 | Jan. 2 | 6/6 |
| Nov. 21 | 1/1 | Jan. 9 | 6/6 |
| Nov. 28 | 1/1 | Jan. 16 | 5/5 |
| Dec. 5 | 6/7 | Jan. 23 | 4/4 |
| Dec. 12 | 6/7 | Jan. 30 | 8/6 |
| Dec. 19 | 6/5 | Feb. 6 | 15/12 |

ATTENDANCE

| Site | Games | Total | Avg/Game |
|--------------|-----------|---------------|--------------|
| HOME | 17 | 398850 | 23462 |
| AWAY | 10 | 131872 | 13187 |
| NEUTRAL | 11 | 175609 | 15964 |
| TOTAL | 38 | 706331 | 18587 |



2016-17 GAME-BY-GAME STATISTICS

| OPPONENT | DATE | SCORE | W/L | FG-FGA | PCT | 3FG-FGA | PCT | FT-FTA | PCT | REBOUNDS | | | | | | PTS |
|-----------------------------|----------|---------|-----------------|----------------|--------------|---------------|--------------|----------------|--------------|----------------------|----------|----------|----------|---------|---------|------------|
| | | | | | | | | | | OFF-DEF-TOT | PF | A | TO | BLK | STL | |
| UK STEPHEN F. AUSTIN | 11/11/16 | 87-64 | W | 31-62 23-52 | .500 .442 | 5-18 5-19 | .278 .263 | 20-30 13-19 | .667 .684 | 11-17-28 14-22-36 | 19 32 | 21 10 | 13 28 | 8 5 | 12 6 | 87 64 |
| UK CANISIUS | 11/13/16 | 93-69 | W | 31-61 93-69 | .508 .419 | 4-16 4-21 | .250 .190 | 27-39 13-20 | .692 .650 | 15-24-39 14-22-36 | 19 30 | 10 11 | 10 18 | 7 1 | 4 8 | 93 69 |
| UK vs. Michigan State | 11/15/16 | 69-48 | W | 23-60 20-61 | .383 .328 | 7-21 5-26 | .333 .192 | 16-20 3-9 | .800 .333 | 9-31-40 13-31-44 | 16 20 | 17 9 | 14 20 | 8 4 | 8 0 | 69 48 |
| UK DUQUESNE | 11/20/16 | 93-59 | W | 35-76 17-56 | .461 .304 | 7-26 5-25 | .269 .200 | 16-21 20-22 | .762 .909 | 16-33-49 7-25-32 | 17 17 | 19 7 | 11 18 | 10 1 | 11 7 | 93 59 |
| UK CLEVELAND STATE | 11/23/16 | 101-70 | W | 38-73 25-64 | .521 .391 | 9-24 6-27 | .375 .222 | 16-26 14-19 | .615 .737 | 16-31-47 11-25-36 | 18 27 | 25 7 | 13 19 | 6 1 | 6 5 | 101 70 |
| UK UT MARTIN | 11/25/16 | 111-76 | W | 41-74 27-66 | .554 .409 | 7-22 9-27 | .318 .333 | 22-29 13-20 | .759 .650 | 19-29-48 11-15-26 | 18 25 | 24 15 | 12 17 | 5 2 | 7 8 | 111 76 |
| UK vs. Arizona State | 11/28/16 | 115-69 | W | 44-84 25-73 | .524 .342 | 11-28 8-26 | .393 .308 | 16-22 11-15 | .727 .733 | 20-39-59 11-22-33 | 16 21 | 33 15 | 9 13 | 9 4 | 7 4 | 115 69 |
| UK UCLA | 12/3/16 | 97-92 | L | 33-80 35-66 | .413 .530 | 8-24 10-23 | .333 .435 | 18-27 17-21 | .667 .810 | 19-19-38 11-30-41 | 22 24 | 16 18 | 9 18 | 6 6 | 8 4 | 92 97 |
| UK VALPARAISO | 12/7/16 | 87-63 | W | 33-71 23-67 | .465 .343 | 7-23 4-15 | .304 .267 | 14-24 13-19 | .583 .684 | 21-27-48 18-23-41 | 18 25 | 15 6 | 17 19 | 9 1 | 7 8 | 87 63 |
| UK vs. Hofstra | 12/11/16 | 96-73 | W | 37-72 22-65 | .514 .338 | 8-23 6-22 | .348 .273 | 14-21 23-37 | .667 .622 | 12-29-41 19-26-45 | 27 20 | 20 12 | 7 14 | 8 1 | 4 1 | 96 73 |
| UK vs. North Carolina | 12/17/16 | 103-100 | W | 40-74 35-66 | .541 .530 | 10-18 9-17 | .556 .529 | 13-21 21-28 | .619 .750 | 15-24-39 10-25-35 | 20 22 | 19 18 | 10 9 | 2 5 | 4 4 | 103 100 |
| UK at Louisville | 12/21/16 | 73-70 | L | 23-58 26-60 | .397 .433 | 5-22 6-14 | .227 .429 | 19-29 15-20 | .655 .750 | 11-25-36 12-28-40 | 20 23 | 10 10 | 13 14 | 4 5 | 7 4 | 70 73 |
| UK at Ole Miss* | 12/29/16 | 99-76 | W | 37-74 27-72 | .500 .375 | 8-18 6-22 | .444 .273 | 17-24 16-17 | .708 .941 | 11-31-42 14-31-45 | 17 23 | 24 13 | 8 15 | 8 6 | 9 3 | 99 76 |
| UK TEXAS A&M* | 1/3/17 | 100-58 | W | 33-63 21-47 | .524 .447 | 13-25 6-13 | .520 .462 | 21-26 10-17 | .808 .588 | 13-17-30 9-19-28 | 16 23 | 16 12 | 9 25 | 3 7 | 10 2 | 100 58 |
| UK ARKANSAS* | 1/7/17 | 97-71 | W | 32-60 25-63 | .533 .397 | 5-19 4-16 | .263 .250 | 28-40 17-21 | .700 .810 | 15-29-44 9-20-29 | 20 31 | 13 11 | 9 8 | 5 3 | 3 3 | 97 71 |
| UK at Vanderbilt* | 1/10/17 | 87-81 | W | 34-67 25-58 | .507 .431 | 1-9 8-29 | .111 .276 | 18-24 23-32 | .750 .719 | 10-30-40 5-29-34 | 23 20 | 8 10 | 6 7 | 1 1 | 2 2 | 87 81 |
| UK AUBURN* | 1/14/17 | 92-72 | W | 32-56 29-62 | .571 .468 | 11-19 9-16 | .579 .563 | 17-32 5-15 | .531 .333 | 12-28-40 9-19-28 | 18 31 | 19 8 | 13 13 | 6 2 | 3 1 | 92 72 |
| UK at Mississippi State* | 1/17/17 | 88-81 | W | 33-65 32-59 | .508 .542 | 7-18 5-17 | .389 .294 | 15-24 12-22 | .625 .545 | 13-25-38 9-23-32 | 24 28 | 16 10 | 16 19 | 6 3 | 5 10 | 88 81 |
| UK SOUTH CAROLINA* | 1/21/17 | 85-69 | W | 28-48 24-58 | .583 .414 | 8-20 5-20 | .400 .250 | 21-28 16-19 | .750 .842 | 8-24-32 11-16-27 | 16 26 | 17 11 | 17 13 | 5 1 | 6 7 | 85 69 |
| UK at Tennessee* | 1/24/17 | 82-80 | L | 25-60 30-64 | .417 .469 | 6-24 5-10 | .250 .500 | 24-31 17-27 | .774 .630 | 8-32-40 7-32-39 | 20 22 | 14 18 | 14 9 | 7 4 | 4 8 | 80 82 |
| UK KANSAS | 1/28/17 | 79-73 | L | 26-55 32-64 | .473 .500 | 8-20 5-19 | .400 .263 | 13-22 10-18 | .591 .556 | 9-26-35 10-24-34 | 17 15 | 14 9 | 17 12 | 4 2 | 5 9 | 73 79 |
| UK GEORGIA* | 1/31/17 | 90-81 | W ^{OT} | 27-64 30-61 | .422 .492 | 9-21 6-10 | .429 .600 | 27-36 15-24 | .750 .625 | 17-28-45 7-25-32 | 22 28 | 14 15 | 14 17 | 6 4 | 7 5 | 90 81 |
| UK at Florida* | 2/4/17 | 88-66 | L | 23-61 30-62 | .377 .484 | 6-18 10-26 | .333 .385 | 14-23 18-29 | .609 .621 | 6-23-29 17-37-54 | 24 23 | 7 18 | 13 17 | 3 7 | 7 5 | 66 88 |
| UK LSU* | 2/7/17 | 92-85 | W | 31-63 32-64 | .492 .500 | 9-25 10-23 | .360 .435 | 21-26 11-15 | .808 .733 | 14-26-40 8-18-26 | 17 22 | 16 13 | 14 14 | 2 1 | 8 6 | 92 85 |
| UK at Alabama* | 2/11/17 | 67-58 | W | 27-62 23-51 | .425 .451 | 3-14 3-14 | .214 .214 | 10-18 9-26 | .556 .346 | 12-29-41 9-29-38 | 27 20 | 12 4 | 12 16 | 6 0 | 7 3 | 67 58 |
| UK TENNESSEE* | 2/14/17 | 83-58 | W | 32-69 18-52 | .464 .346 | 11-25 3-16 | .440 .188 | 8-12 19-24 | .667 .792 | 10-33-43 6-29-35 | 17 15 | 17 7 | 7 13 | 6 3 | 6 6 | 83 58 |



The Wildcats rallied from double-figure deficits in four of five games from Feb. 25 to March 11, including a Senior Day win over Vanderbilt. Mychal Mulder had five key first-half points vs. Vandy to keep UK in the game.

| OPPONENT | DATE | SCORE | W/L | FG-FGA | PCT | 3FG-FGA | PCT | FT-FTA | PCT | REBOUNDS | | | | | | PTS |
|--------------------------------------|---------|-------------|-----|------------------|-------------|----------------|-------------|----------------|-------------|----------------------|------------|------------|------------|------------|------------|-------------|
| | | | | | | | | | | OFF-DEF-TOT | PF | A | TO | BLK | STL | |
| UK | | | | 26-61 | .426 | 7-21 | .333 | 23-28 | .821 | 14-27-41 | 21 | 13 | 14 | 2 | 7 | 82 |
| at Georgia* | 2/18/17 | 82-77 | W | 28-55 | .509 | 3-15 | .200 | 18-24 | .750 | 2-24-26 | 22 | 8 | 11 | 4 | 2 | 77 |
| UK | | | | 24-52 | .462 | 5-18 | .278 | 19-28 | .679 | 10-34-44 | 22 | 10 | 17 | 5 | 2 | 72 |
| at Missouri* | 2/21/17 | 72-62 | W | 22-60 | .367 | 4-22 | .182 | 14-23 | .609 | 7-24-31 | 23 | 4 | 9 | 3 | 5 | 62 |
| UK | | | | 24-53 | .453 | 6-14 | .429 | 22-27 | .815 | 12-36-48 | 13 | 13 | 16 | 2 | 3 | 76 |
| FLORIDA* | 2/25/17 | 76-66 | W | 26-71 | .366 | 10-30 | .333 | 4-6 | .667 | 11-19-30 | 22 | 12 | 6 | 2 | 6 | 66 |
| UK | | | | 24-55 | .436 | 5-17 | .294 | 20-26 | .769 | 8-25-33 | 14 | 10 | 11 | 4 | 4 | 73 |
| VANDERBILT* | 2/28/17 | 73-67 | W | 22-49 | .449 | 11-28 | .393 | 12-16 | .750 | 4-24-28 | 25 | 10 | 18 | 3 | 5 | 67 |
| UK | | | | 26-59 | .441 | 7-24 | .292 | 12-18 | .667 | 10-29-39 | 21 | 17 | 6 | 5 | 4 | 71 |
| at Texas A&M* | 3/4/17 | 71-63 | W | 23-57 | .404 | 5-18 | .278 | 12-25 | .480 | 14-25-39 | 18 | 17 | 8 | 5 | 4 | 63 |
| UK | | | | 23-60 | .383 | 5-15 | .333 | 20-33 | .606 | 13-29-42 | 22 | 9 | 10 | 6 | 6 | 71 |
| vs. Georgia (SEC Tournament) | 3/10/17 | 71-60 | W | 19-57 | .333 | 5-16 | .313 | 17-26 | .654 | 11-31-42 | 22 | 9 | 13 | 1 | 2 | 60 |
| UK | | | | 23-44 | .523 | 6-14 | .429 | 27-39 | .692 | 7-21-28 | 20 | 10 | 13 | 2 | 7 | 79 |
| vs. Alabama (SEC Tournament) | 3/11/17 | 79-74 | W | 28-62 | .452 | 3-14 | .214 | 15-20 | .750 | 12-21-33 | 28 | 10 | 12 | 3 | 4 | 74 |
| UK | | | | 27-56 | .482 | 6-16 | .375 | 22-25 | .880 | 12-28-40 | 15 | 10 | 15 | 4 | 6 | 82 |
| vs. Arkansas (SEC Tournament) | 3/12/17 | 82-65 | W | 23-55 | .418 | 4-18 | .222 | 15-20 | .750 | 8-18-26 | 22 | 8 | 14 | 4 | 7 | 65 |
| UK | | | | 27-71 | .443 | 3-17 | .176 | 22-28 | .786 | 11-35-46 | 15 | 12 | 12 | 9 | 5 | 79 |
| vs. N. Kentucky (NCAA Tournament) | 3/17/17 | 79-70 | W | 26-73 | .356 | 8-32 | .250 | 10-11 | .909 | 13-27-40 | 22 | 11 | 8 | 3 | 6 | 70 |
| UK | | | | 23-55 | .418 | 7-18 | .389 | 12-18 | .667 | 10-26-36 | 11 | 11 | 7 | 5 | 6 | 65 |
| vs. Wichita State (NCAA Tournament) | 3/19/17 | 65-62 | W | 24-62 | .387 | 8-24 | .333 | 6-9 | .667 | 14-24-38 | 14 | 12 | 11 | 5 | 2 | 62 |
| UK | | | | 31-63 | .492 | 10-23 | .435 | 14-17 | .824 | 10-19-29 | 17 | 18 | 6 | 5 | 5 | 86 |
| vs. UCLA (NCAA Tournament) | 3/24/17 | 86-75 | W | 29-55 | .527 | 9-23 | .391 | 8-13 | .615 | 8-20-28 | 19 | 16 | 13 | 5 | 3 | 75 |
| UK | | | | 27-65 | .415 | 7-19 | .368 | 12-19 | .632 | 11-23-34 | 19 | 16 | 9 | 2 | 7 | 73 |
| vs. North Carolina (NCAA Tournament) | 3/26/17 | 75-73 | L | 27-58 | .466 | 3-15 | .200 | 18-26 | .692 | 13-31-44 | 18 | 17 | 16 | 9 | 7 | 75 |
| Kentucky | | 3225 | | 1134-2396 | .473 | 267-756 | .353 | 690-981 | .703 | 470-1041-1511 | 718 | 585 | 443 | 201 | 229 | 3225 |
| Opponents | | 2716 | | 979-2309 | .424 | 235-768 | .306 | 523-774 | .676 | 398-933-1331 | 868 | 431 | 544 | 127 | 182 | 2716 |

Home games in all CAPS

*SEC games



ADDITIONAL 2016-17 STATISTICS

KENTUCKY'S RECORD WHEN ...

| | ALL | SEC |
|---------------------------------|------|------|
| Leading at halftime: | 29-2 | 13-0 |
| Tied at the half: | 2-0 | 2-0 |
| Trailing at halftime: | 1-4 | 1-2 |
| Shoot 50% or higher: | 15-0 | 7-0 |
| Shoot less than 50%: | 17-6 | 9-2 |
| Shoot higher % than opponent: | 25-0 | 10-0 |
| Shoot lower % than opponent: | 7-6 | 6-2 |
| Opp. shoot worse than 50%: | 27-4 | 13-2 |
| Opp. shoot 50% or higher: | 5-2 | 3-0 |
| Score less than 60 points: | 0-0 | 0-0 |
| Score 60-69 points: | 3-1 | 1-1 |
| Score 70-79 points: | 7-3 | 4-0 |
| Score 80-89 points: | 9-1 | 5-1 |
| Score 90-99 points: | 8-1 | 5-0 |
| Score 100+ points: | 5-0 | 1-0 |
| Opp. score less than 60 points: | 5-0 | 3-0 |
| Opp. score 60-69 points: | 12-0 | 5-0 |
| Opp. score 70-79 points: | 10-3 | 4-0 |
| Opp. score 80-89 points: | 4-2 | 4-2 |
| Opp. score 90-99 points: | 0-1 | 0-0 |
| Opp. score 100+ points: | 1-0 | 0-0 |
| Outrebounded opponent: | 24-2 | 14-1 |

| | ALL | SEC |
|--------------------------------|------|------|
| Outrebounded by opponent: | 6-4 | 1-1 |
| Equal number of rebounds: | 2-0 | 1-0 |
| Fewer turnovers than opponent: | 21-4 | 8-1 |
| Same turnovers as opponent: | 2-0 | 2-0 |
| More turnovers than opponent: | 9-2 | 6-1 |
| Make 8 or more 3-pointers: | 12-2 | 7-0 |
| Make 7 or fewer 3-pointers: | 20-4 | 9-2 |
| Games decided by 5 or fewer: | 4-4 | 1-1 |
| Overtime games: | 1-0 | 1-0 |
| On CBS/TBS: | 7-2 | 3-0 |
| On ESPN/ESPN2/ESPNU: | 19-4 | 12-2 |
| On Fox Sports1: | 0-0 | 0-0 |
| On SEC Network/(+): | 6-0 | 1-0 |
| On ABC: | 0-0 | 0-0 |
| On FSN: | 0-0 | 0-0 |
| On CSS: | 0-0 | 0-0 |
| vs. SEC at home: | 9-0 | 9-0 |
| vs. SEC on road: | 7-2 | 7-2 |
| Games vs. AP ranked opponent: | 6-5 | 2-1 |
| Games following a loss: | 4-1 | 3-0 |
| Games following a win: | 27-5 | 13-2 |
| More points in the paint: | 20-1 | 9-0 |

| | ALL | SEC |
|------------------------------------|------|------|
| Fewer/same points in the paint: | 12-5 | 7-2 |
| More bench points than opponent: | 17-3 | 9-1 |
| Fewer or same bench points: | 15-3 | 7-1 |
| More second-chance points: | 21-2 | 11-1 |
| Fewer or same second-chance pts.: | 11-4 | 5-1 |
| More or same points off turnovers: | 27-3 | 13-0 |
| Fewer points off turnovers: | 5-3 | 3-2 |
| On Monday: | 1-0 | 0-0 |
| On Tuesday: | 9-1 | 8-1 |
| On Wednesday: | 2-1 | 0-0 |
| On Thursday: | 1-0 | 1-0 |
| On Friday: | 5-0 | 0-0 |
| On Saturday: | 9-3 | 7-1 |
| On Sunday: | 5-1 | 0-0 |
| In November: | 7-0 | 0-0 |
| In December: | 4-2 | 1-0 |
| In January: | 7-1 | 7-0 |
| In February: | 7-2 | 7-1 |
| In March: | 7-1 | 1-0 |
| In April: | 0-0 | 0-0 |

FINAL STAT RANKINGS

TEAM

| Category | [National] | SEC (Stat) |
|-----------------------------------|------------|-------------|
| Scoring | [10th] | 1st (84.9) |
| Scoring Defense | [156th] | 8th (71.5) |
| Scoring Margin | [9th] | 1st (+13.4) |
| Free-Throw Percentage | [165th] | 7th (.703) |
| Field-Goal Percentage | [37th] | 1st (.473) |
| Field-Goal Percentage Defense | [98th] | 7th (.424) |
| 3-Point Field-Goal Percentage | [159th] | 5th (.353) |
| 3-Point FG Percentage Defense | [12th] | 3rd (.306) |
| Rebounding Offense | [14th] | 1st (39.8) |
| Rebounding Defense | [5th] | 35.0 |
| Rebounding Margin | [39th] | 3rd (+4.7) |
| Blocked Shots Per Game | [15th] | 2nd (5.3) |
| Assists Per Game | [59th] | 2nd (15.4) |
| Steals Per Game | [186th] | 8th (6.0) |
| Turnover Margin | [30th] | 3rd (+2.7) |
| Assist/TO Ratio | [33rd] | 1st (1.3) |
| Offensive Rebounds Per Game | [42nd] | 4th (12.4) |
| Defensive Rebounds Per Game | [37th] | 1st (27.4) |
| Defensive Rebound Percentage | [3rd] | (.723) |
| Offensive Rebound Percentage | [5th] | (.335) |
| 3-Point Field Goals Made Per Game | [211th] | 7th (7.0) |

INDIVIDUAL

| | | |
|--------------------------------------|------------|------------|
| 3-Point Field Goals Per Game | [National] | SEC (Stat) |
| Malik Monk | [55th] | 1st (2.7) |
| 3-Point Field-Goal Percentage | | |
| Malik Monk | [47th] | 3rd (.397) |
| Assists Per Game | | |
| De'Aaron Fox | [80th] | 1st (4.6) |
| Isaiah Briscoe | [123rd] | 5th (4.2) |
| Assist-to-Turnover Ratio | | |
| De'Aaron Fox | [134th] | 4th (1.9) |
| Isaiah Briscoe | [201st] | 8th (1.7) |
| Blocked Shots Per Game | | |
| Bam Adebayo | [86th] | 7th (1.5) |
| Defensive Rebounds Per Game | | |
| Bam Adebayo | [213th] | 6th (4.9) |

Double-Doubles

| | | |
|-------------|---------|---------|
| Bam Adebayo | [113th] | 3rd (8) |
|-------------|---------|---------|

Field-Goal Percentage

| | | |
|--------------|---------|-------------|
| De'Aaron Fox | [150th] | 5th (.479) |
| Malik Monk | [233rd] | 10th (.450) |

Minutes Per Game

| | | |
|----------------|--------|--------|
| Malik Monk | [7th] | (32.1) |
| Isaiah Briscoe | [13th] | (30.4) |
| Bam Adebayo | [14th] | (30.1) |
| De'Aaron Fox | [18th] | (29.6) |

Offensive Rebounds Per Game

| | | |
|-------------|--------|-----------|
| Bam Adebayo | [37th] | 2nd (3.1) |
|-------------|--------|-----------|

Points Per Game

| | | |
|--------------|---------|------------|
| Malik Monk | [39th] | 2nd (19.8) |
| De'Aaron Fox | [172nd] | 6th (16.7) |

Rebounds Per Game

| | | |
|-------------|---------|-----------|
| Bam Adebayo | [113th] | 3rd (8.0) |
|-------------|---------|-----------|

Steals Per Game

| | | |
|--------------|---------|-----------|
| De'Aaron Fox | [169th] | 8th (1.5) |
|--------------|---------|-----------|

DOUBLE-FIGURE GAMES

Points Monk 36, Fox 32, Adebayo 31, Briscoe 23, Willis 10, Gabriel 7, Hawkins 4, Mulder 4, Humphries 1, Killeya-Jones 1

Rebounds Adebayo 9, Briscoe 4, Gabriel 2, Willis 2, Fox 1

Double-doubles Adebayo 8, Briscoe 4, Fox 4, Gabriel 1

WILDCATS VS. CONFERENCE

| | |
|-------------------------|-----|
| American Athletic | 1-0 |
| Atlantic Coast | 1-2 |
| Atlantic 10 | 1-0 |
| Big Ten | 1-0 |
| Big 12 | 0-1 |
| Colonial Athletic | 1-0 |
| Horizon | 3-0 |
| Metro Atlantic Athletic | 1-0 |
| Ohio Valley | 1-0 |

| | |
|--------------|------|
| Pac-12 | 2-1 |
| Southeastern | 19-2 |
| Southland | 1-0 |

RECORD BY LINEUPS

| | |
|---|------|
| Fox, Monk, Briscoe, Gabriel, Adebayo | 16-4 |
| Fox, Monk, Briscoe, Willis, Adebayo | 11-1 |
| Fox, Monk, Hawkins, Willis, Adebayo | 1-0 |
| Fox, Monk, Hawkins, Gabriel, Adebayo | 1-0 |
| Briscoe, Monk, Willis, Adebayo, Humphries | 1-0 |
| Briscoe, Monk, Mulder, Gabriel, Adebayo | 1-0 |
| Briscoe, Hawkins, Mulder, Willis, Adebayo | 1-0 |
| Briscoe, Monk, Hawkins, Gabriel, Adebayo | 0-1 |



Malik Monk led the Southeastern Conference in 3-point field goals per game and ranked second in scoring.

DEPARTED WILDCATS

BAM ADEBAYO • 6-10 • 260 • F • FR. • LITTLE WASHINGTON, N.C. (HIGH POINT CHRISTIAN ACADEMY)

| SEASON | G-S | MIN-AVG | FG-A | Pct | 3PT-A | Pct | FT-A | Pct | Reb-Avg | PF-D | A | TO | BS | ST | PTS-AVG |
|--------------|--------------|------------------|----------------|-------------|------------|-------------|----------------|-------------|----------------|-------------|-----------|-----------|-----------|-----------|-----------------|
| 2016-17 | 38-38 | 1145-30.1 | 170-284 | .599 | 0-0 | .000 | 154-236 | .653 | 304-8.0 | 99-2 | 32 | 64 | 57 | 26 | 494-13.0 |
| TOTAL | 38-38 | 1145-30.1 | 170-284 | .599 | 0-0 | .000 | 154-236 | .653 | 304-8.0 | 99-2 | 32 | 64 | 57 | 26 | 494-13.0 |

ISAIAH BRISCOE • 6-3 • 210 • G • SO. • NEWARK, N.J. (ROSELLE CATHOLIC)

| SEASON | G-S | MIN-AVG | FG-A | Pct | 3PT-A | Pct | FT-A | Pct | Reb-Avg | PF-D | A | TO | BS | ST | PTS-AVG |
|--------------|--------------|------------------|----------------|-------------|--------------|-------------|----------------|-------------|----------------|--------------|------------|------------|-----------|-----------|-----------------|
| 2015-16 | 34-33 | 1094-32.2 | 132-301 | .439 | 5-37 | .135 | 57-124 | .460 | 181-5.3 | 96-2 | 107 | 66 | 5 | 35 | 326-9.6 |
| 2016-17 | 36-36 | 1095-30.4 | 163-347 | .470 | 17-59 | .288 | 94-148 | .635 | 195-5.4 | 92-2 | 151 | 89 | 7 | 30 | 437-12.1 |
| TOTAL | 70-69 | 2189-31.3 | 295-648 | .455 | 22-96 | .229 | 151-272 | .555 | 376-5.4 | 188-4 | 258 | 155 | 12 | 65 | 763-10.9 |

DE'AARON FOX • 6-3 • 187 • G • FR. • HOUSTON (CYPRESS LAKES)

| SEASON | G-S | MIN-AVG | FG-A | Pct | 3PT-A | Pct | FT-A | Pct | Reb-Avg | PF-D | A | TO | BS | ST | PTS-AVG |
|--------------|--------------|------------------|----------------|-------------|--------------|-------------|----------------|-------------|----------------|-------------|------------|-----------|----------|-----------|-----------------|
| 2016-17 | 36-34 | 1064-29.6 | 214-447 | .479 | 17-69 | .246 | 156-212 | .736 | 143-4.0 | 90-2 | 165 | 87 | 7 | 53 | 601-16.7 |
| TOTAL | 36-34 | 1064-29.6 | 214-447 | .479 | 17-69 | .246 | 156-212 | .736 | 143-4.0 | 90-2 | 165 | 87 | 7 | 53 | 601-16.7 |

DOMINIQUE HAWKINS • 6-0 • 191 • G • SR. • RICHMOND, KY. (MADISON CENTRAL)

| SEASON | G-S | MIN-AVG | FG-A | Pct | 3PT-A | Pct | FT-A | Pct | Reb-Avg | PF-D | A | TO | BS | ST | PTS-AVG |
|--------------|---------------|------------------|---------------|-------------|---------------|-------------|---------------|-------------|----------------|--------------|------------|-----------|----------|-----------|----------------|
| 2013-14 | 33-0 | 283-8.6 | 9-31 | .290 | 2-16 | .125 | 5-13 | .385 | 23-0.7 | 37-0 | 12 | 6 | 1 | 4 | 25-0.8 |
| 2014-15 | 23-9 | 163-7.1 | 10-35 | .286 | 5-21 | .238 | 4-10 | .400 | 16-0.7 | 14-0 | 14 | 5 | 1 | 7 | 29-1.3 |
| 2015-16 | 27-0 | 249-9.2 | 17-46 | .370 | 8-29 | .276 | 19-25 | .760 | 22-0.8 | 30-0 | 13 | 6 | 3 | 6 | 61-2.3 |
| 2016-17 | 38-4 | 731-19.2 | 56-139 | .403 | 22-64 | .344 | 44-53 | .830 | 62-1.6 | 78-1 | 64 | 18 | 0 | 30 | 178-4.7 |
| TOTAL | 121-13 | 1426-11.8 | 92-251 | .367 | 37-130 | .285 | 72-101 | .713 | 123-1.0 | 159-1 | 103 | 35 | 5 | 47 | 293-2.4 |

ISAAC HUMPHRIES • 7-0 • 235 • F • SO. • SYDNEY, AUSTRALIA (LA LUMIERE SCHOOL)

| SEASON | G-S | MIN-AVG | FG-A | Pct | 3PT-A | Pct | FT-A | Pct | Reb-Avg | PF-D | A | TO | BS | ST | PTS-AVG |
|--------------|-------------|----------------|---------------|-------------|------------|-------------|--------------|-------------|----------------|--------------|-----------|-----------|-----------|-----------|----------------|
| 2015-16 | 23-1 | 210-9.1 | 16-41 | .390 | 0-0 | .000 | 11-15 | .733 | 56-2.4 | 46-2 | 2 | 10 | 16 | 2 | 43-1.9 |
| 2016-17 | 38-1 | 315-8.3 | 45-88 | .511 | 0-0 | .000 | 15-25 | .600 | 106-2.8 | 58-1 | 9 | 16 | 18 | 8 | 105-2.8 |
| TOTAL | 61-2 | 525-8.6 | 61-129 | .473 | 0-0 | .000 | 26-40 | .650 | 162-2.7 | 104-3 | 11 | 26 | 34 | 10 | 148-2.4 |

MALIK MONK • 6-3 • 200 • G • FR. • LEPANTO, ARK. (BENTONVILLE)

| SEASON | G-S | MIN-AVG | FG-A | Pct | 3PT-A | Pct | FT-A | Pct | Reb-Avg | PF-D | A | TO | BS | ST | PTS-AVG |
|--------------|--------------|------------------|----------------|-------------|----------------|-------------|----------------|-------------|---------------|-------------|-----------|-----------|-----------|-----------|-----------------|
| 2016-17 | 38-37 | 1218-32.1 | 251-558 | .450 | 104-262 | .397 | 148-180 | .822 | 95-2.5 | 72-0 | 87 | 76 | 19 | 36 | 754-19.8 |
| TOTAL | 38-37 | 1218-32.1 | 251-558 | .450 | 104-262 | .397 | 148-180 | .822 | 95-2.5 | 72-0 | 87 | 76 | 19 | 36 | 754-19.8 |

MYCHAL MULDER • 6-4 • 185 • G • SR. • WINDSOR, CANADA (VINCENNES UNIVERSITY)

| SEASON | G-S | MIN-AVG | FG-A | Pct | 3PT-A | Pct | FT-A | Pct | Reb-Avg | PF-D | A | TO | BS | ST | PTS-AVG |
|--------------|-------------|----------------|---------------|-------------|---------------|-------------|--------------|-------------|---------------|-------------|-----------|-----------|----------|----------|----------------|
| 2015-16 | 24-0 | 90-3.8 | 4-20 | .200 | 2-12 | .167 | 2-2 | 1.000 | 27-1.1 | 6-0 | 8 | 2 | 0 | 1 | 12-0.5 |
| 2016-17 | 32-2 | 338-10.6 | 52-129 | .403 | 35-96 | .365 | 12-13 | .923 | 48-1.5 | 27-0 | 12 | 11 | 6 | 8 | 151-4.7 |
| TOTAL | 56-2 | 428-7.6 | 56-149 | .376 | 37-108 | .343 | 14-15 | .933 | 75-1.3 | 33-0 | 20 | 13 | 6 | 9 | 163-2.9 |

DEREK WILLIS • 6-9 • 228 • F • SR. • MT. WASHINGTON, KY. (BULLITT EAST)

| SEASON | G-S | MIN-AVG | FG-A | Pct | 3PT-A | Pct | FT-A | Pct | Reb-Avg | PF-D | A | TO | BS | ST | PTS-AVG |
|--------------|---------------|------------------|----------------|-------------|----------------|-------------|--------------|-------------|----------------|--------------|-----------|-----------|-----------|-----------|----------------|
| 2013-14 | 14-0 | 39-2.8 | 3-9 | .333 | 1-6 | .167 | 9-12 | .750 | 8-0.6 | 0-0 | 0 | 4 | 0 | 1 | 16-1.1 |
| 2014-15 | 19-0 | 75-3.9 | 7-18 | .389 | 5-15 | .333 | 6-6 | 1.000 | 14-0.7 | 5-0 | 5 | 8 | 3 | 2 | 25-1.3 |
| 2015-16 | 32-11 | 596-18.6 | 81-168 | .482 | 53-120 | .442 | 32-36 | .889 | 127-4.0 | 55-2 | 12 | 22 | 24 | 21 | 247-7.7 |
| 2016-17 | 38-15 | 829-21.8 | 98-205 | .478 | 49-130 | .377 | 22-32 | .688 | 205-5.4 | 76-1 | 34 | 27 | 39 | 25 | 267-7.0 |
| TOTAL | 103-26 | 1539-14.9 | 189-400 | .473 | 108-271 | .399 | 69-86 | .802 | 354-3.4 | 136-3 | 51 | 61 | 66 | 49 | 555-5.4 |



Bam Adebayo

Isaiah Briscoe

De'Aaron Fox

Dominique Hawkins

Isaac Humphries

Malik Monk

Mychal Mulder

Derek Willis



Official Basketball Box Score - Game Totals - Final Statistics
CLEVELAND STATE vs Kentucky
11-23-16 1 p.m. at Rupp Arena - Lexington, KY

CLEVELAND STATE 70 • 1-3

Table with columns: Player, FG-FGA, 3-FGA, FT-FTA, Rebounds (Off, Def, Tot), PF, TP, A, TO, Blk, Stl, Min. Includes team totals and game statistics.

FG % 1st Half: 14-29 48.3% 2nd half: 11-35 31.4% Game: 25-64 39.1%
3FG % 1st Half: 3-10 30.0% 2nd half: 3-17 17.6% Game: 6-27 22.2%
FT % 1st Half: 4-6 66.7% 2nd half: 10-13 76.9% Game: 14-19 73.7%

Kentucky 101 • 5-0

Table with columns: Player, FG-FGA, 3-FGA, FT-FTA, Rebounds (Off, Def, Tot), PF, TP, A, TO, Blk, Stl, Min. Includes team totals and game statistics.

FG % 1st Half: 21-37 56.8% 2nd half: 17-36 47.2% Game: 38-73 52.1%
3FG % 1st Half: 7-12 58.3% 2nd half: 2-12 16.7% Game: 9-24 37.5%
FT % 1st Half: 7-13 53.8% 2nd half: 9-13 69.2% Game: 16-26 61.5%

Officials: Karl Hess, Antinio Petty, Rob Rorke
Technical fouls: CLEVELAND STATE-None. Kentucky-None.
Attendance: 22441

Score by periods table with columns: 1st, 2nd, Total. Rows for CLEVELAND STATE and Kentucky.

Last FG - CSU 2nd-00:24, UK 2nd-00:28.
Largest lead - CSU None, UK by 41 2nd-06:00.
CSU led for 00:00. UK led for 39:44. Game was tied for 00:16.

Points In Off 2nd Fast table with columns: Points, In, Off, 2nd, Fast, Bench. Rows for CSU and UK.

Score tied - 0 times.
Lead changed - 0 times.

Official Basketball Box Score - Game Totals - Final Statistics
UT MARTIN vs Kentucky
11-25-16 7 p.m. at Rupp Arena - Lexington, KY

UT MARTIN 76 • 5-2

Table with columns: Player, FG-FGA, 3-FGA, FT-FTA, Rebounds (Off, Def, Tot), PF, TP, A, TO, Blk, Stl, Min. Includes team totals and game statistics.

FG % 1st Half: 16-33 48.5% 2nd half: 11-33 33.3% Game: 27-66 40.9%
3FG % 1st Half: 4-13 30.8% 2nd half: 5-15 33.3% Game: 9-27 33.3%
FT % 1st Half: 2-2 100.0 2nd half: 11-18 61.1% Game: 13-20 65.0%

Kentucky 111 • 6-0

Table with columns: Player, FG-FGA, 3-FGA, FT-FTA, Rebounds (Off, Def, Tot), PF, TP, A, TO, Blk, Stl, Min. Includes team totals and game statistics.

FG % 1st Half: 18-33 54.5% 2nd half: 23-41 56.1% Game: 41-74 55.4%
3FG % 1st Half: 4-13 30.8% 2nd half: 3-9 33.3% Game: 7-22 31.8%
FT % 1st Half: 13-17 76.5% 2nd half: 9-12 75.0% Game: 22-29 75.9%

Officials: Joe Lindsay, Ron Groover, K.B. Burdett, Jr.
Technical fouls: UT MARTIN-None. Kentucky-None.
Attendance: 23324

Score by periods table with columns: 1st, 2nd, Total. Rows for UT MARTIN and Kentucky.

Last FG - UTM 2nd-01:13, UK 2nd-01:00.
Largest lead - UTM by 3 1st-18:53, UK by 48 2nd-08:46.
UTM led for 02:01. UK led for 36:49. Game was tied for 01:07.

Points In Off 2nd Fast table with columns: Points, In, Off, 2nd, Fast, Bench. Rows for UTM and UK.

Score tied - 0 times.
Lead changed - 3 times.

Official Basketball Box Score - Game Totals - Final Statistics
Arizona State vs Kentucky
11/28/16 7:00 p.m. at Atlantis, Paradise Island, Bahamas

Arizona State 69 • 4-3

Table with columns: Player, FG-FGA, 3-FGA, FT-FTA, Rebounds (Off, Def, Tot), PF, TP, A, TO, Blk, Stl, Min. Includes team totals and game statistics.

FG % 1st Half: 12-35 34.3% 2nd half: 13-38 34.2% Game: 25-73 34.2%
3FG % 1st Half: 6-17 35.3% 2nd half: 2-9 22.2% Game: 8-26 30.8%
FT % 1st Half: 0-0 0.0% 2nd half: 11-15 73.3% Game: 11-15 73.3%

Kentucky 115 • 7-0

Table with columns: Player, FG-FGA, 3-FGA, FT-FTA, Rebounds (Off, Def, Tot), PF, TP, A, TO, Blk, Stl, Min. Includes team totals and game statistics.

FG % 1st Half: 23-43 53.5% 2nd half: 21-41 51.2% Game: 44-84 52.4%
3FG % 1st Half: 5-12 41.7% 2nd half: 6-16 37.5% Game: 11-28 39.3%
FT % 1st Half: 7-9 77.8% 2nd half: 9-13 69.2% Game: 16-22 72.7%

Officials: Bo Boroski, Gary Prager, Tony Chlaza
Technical fouls: Arizona State-None. Kentucky-None.
Attendance: 1200
Imperial Arena at Atlantis
2016 Atlantis Showcase

Score by periods table with columns: 1st, 2nd, Total. Rows for Arizona State and Kentucky.

Last FG - ASU 2nd-00:22, UK 2nd-00:32.
Largest lead - ASU by 1 1st-19:14, UK by 48 2nd-01:44.
ASU led for 00:23. UK led for 39:17. Game was tied for 00:20.

Points In Off 2nd Fast table with columns: Points, In, Off, 2nd, Fast, Bench. Rows for ASU and UK.

Score tied - 0 times.
Lead changed - 2 times.

Official Basketball Box Score - Game Totals - Final Statistics
#11/9 UCLA vs Kentucky
12-3-16 12:30 pm at Rupp Arena - Lexington, KY

#11/9 UCLA 97 • 9-0

Table with columns: Player, FG-FGA, 3-FGA, FT-FTA, Rebounds (Off, Def, Tot), PF, TP, A, TO, Blk, Stl, Min. Includes team totals and game statistics.

FG % 1st Half: 18-31 58.1% 2nd half: 17-35 48.6% Game: 35-66 53.0%
3FG % 1st Half: 6-12 50.0% 2nd half: 4-11 36.4% Game: 10-23 43.5%
FT % 1st Half: 7-9 77.8% 2nd half: 10-12 83.3% Game: 17-21 81.0%

Kentucky 92 • 7-1

Table with columns: Player, FG-FGA, 3-FGA, FT-FTA, Rebounds (Off, Def, Tot), PF, TP, A, TO, Blk, Stl, Min. Includes team totals and game statistics.

FG % 1st Half: 17-40 42.5% 2nd half: 16-40 40.0% Game: 33-80 41.3%
3FG % 1st Half: 3-11 27.3% 2nd half: 5-13 38.5% Game: 8-24 33.3%
FT % 1st Half: 8-12 66.7% 2nd half: 10-15 66.7% Game: 18-27 66.7%

Officials: Doug Shows, John Higgins, Bryon Jarrett
Technical fouls: #11/9 UCLA-None. Kentucky-None.
Attendance: 23976

Score by periods table with columns: 1st, 2nd, Total. Rows for #11/9 UCLA and Kentucky.

Last FG - UCLA 2nd-01:32, UK 2nd-00:10.
Largest lead - UCLA by 14 2nd-09:32, UK by 9 1st-10:00.
UCLA led for 24:39. UK led for 12:59. Game was tied for 02:22.

Points In Off 2nd Fast table with columns: Points, In, Off, 2nd, Fast, Bench. Rows for UCLA and UK.

Score tied - 3 times.
Lead changed - 2 times.



Official Basketball Box Score -- Game Totals -- Final Statistics
VALPO vs Kentucky
12-7-16 8:00 pm at Rupp Arena - Lexington, KY

Official Basketball Box Score -- Game Totals -- Final Statistics
Hofstra vs Kentucky
12/11/16 3 p.m. at Barclays Center (Brooklyn, N.Y.)

VALPO 63 • 7-2

Box score table for VALPO vs Kentucky. Columns include Player, FG-FGA, 3-PT, FT-FTA, Rebounds, PF, TP, A, TO, Blk, Stl, Min. Total scores: VALPO 63, Kentucky 200.

FG % 1st Half: 8-29 27.6% 2nd half: 15-38 39.5% Game: 23-67 34.3%
3FG % 1st Half: 2-7 28.6% 2nd half: 2-8 25.0% Game: 4-15 26.7%
FT % 1st Half: 6-12 50.0% 2nd half: 7-7 100.0% Game: 13-19 68.4%

Kentucky 87 • 8-1

Box score table for Kentucky vs VALPO. Columns include Player, FG-FGA, 3-PT, FT-FTA, Rebounds, PF, TP, A, TO, Blk, Stl, Min. Total scores: Kentucky 87, VALPO 200.

FG % 1st Half: 18-38 47.4% 2nd half: 15-33 45.5% Game: 33-71 46.5%
3FG % 1st Half: 2-10 20.0% 2nd half: 5-13 38.5% Game: 7-23 30.4%
FT % 1st Half: 7-10 70.0% 2nd half: 7-14 50.0% Game: 14-24 58.3%

Officials: Pat Adams, Karl Hess, KB Burdett
Technical fouls: VALPO-None, Kentucky-None.
Attendance: 21805

Score by periods table for VALPO vs Kentucky. Columns: 1st, 2nd, Total. Scores: VALPO 24, 39, 63; Kentucky 45, 42, 87.

Last FG - VALPO 2nd-01:06, UK 2nd-02:01.
Largest lead - VALPO None, UK by 34 2nd-10:14.
VALPO led for 00:00, UK led for 38:50. Game was tied for 01:10.

Score tied - 2 times.
Lead changed - 0 times.

Hofstra 73 • 6-5

Box score table for Hofstra vs Kentucky. Columns include Player, FG-FGA, 3-PT, FT-FTA, Rebounds, PF, TP, A, TO, Blk, Stl, Min. Total scores: Hofstra 73, Kentucky 200.

FG % 1st Half: 10-29 34.5% 2nd half: 12-36 33.3% Game: 22-65 33.8%
3FG % 1st Half: 3-12 25.0% 2nd half: 3-10 30.0% Game: 6-22 27.3%
FT % 1st Half: 10-16 62.5% 2nd half: 13-21 61.9% Game: 23-37 62.2%

Kentucky 96 • 9-1

Box score table for Kentucky vs Hofstra. Columns include Player, FG-FGA, 3-PT, FT-FTA, Rebounds, PF, TP, A, TO, Blk, Stl, Min. Total scores: Kentucky 96, Hofstra 200.

FG % 1st Half: 18-35 51.4% 2nd half: 19-37 51.4% Game: 37-72 51.4%
3FG % 1st Half: 5-13 38.5% 2nd half: 3-10 30.0% Game: 8-23 34.8%
FT % 1st Half: 7-11 63.6% 2nd half: 7-10 70.0% Game: 14-21 66.7%

Officials: Jamie Luckie, Antinlo Petty, Lamar Simpson
Technical fouls: Hofstra-None, Kentucky-Adebayo, Edrice.
Attendance: 7514
BROOKLYN HOOPS Winter Festival - Game Two

Score by periods table for Hofstra vs Kentucky. Columns: 1st, 2nd, Total. Scores: Hofstra 33, 40, 73; Kentucky 48, 48, 96.

Last FG - HOFSTRA 2nd-00:32, UK 2nd-02:55.
Largest lead - HOFSTRA None, UK by 31 2nd-06:42.
HOFSTRA led for 00:00, UK led for 39:33. Game was tied for 00:15.

Score tied - 0 times.
Lead changed - 0 times.

Official Basketball Box Score -- Game Totals -- Final Statistics
Kentucky vs #7/6 North Carolina
12/17/16 2:45 pm at Las Vegas, Nev. (T-Mobile Arena)

Kentucky 103 • 10-1

Box score table for Kentucky vs #7/6 North Carolina. Columns include Player, FG-FGA, 3-PT, FT-FTA, Rebounds, PF, TP, A, TO, Blk, Stl, Min. Total scores: Kentucky 103, North Carolina 200.

FG % 1st Half: 22-41 53.7% 2nd half: 18-33 54.5% Game: 40-74 54.1%
3FG % 1st Half: 5-11 45.5% 2nd half: 5-7 71.4% Game: 10-18 55.6%
FT % 1st Half: 7-11 63.6% 2nd half: 6-10 60.0% Game: 13-21 61.9%

#7/6 North Carolina 100 • 10-2

Box score table for #7/6 North Carolina vs Kentucky. Columns include Player, FG-FGA, 3-PT, FT-FTA, Rebounds, PF, TP, A, TO, Blk, Stl, Min. Total scores: North Carolina 100, Kentucky 200.

FG % 1st Half: 17-32 53.1% 2nd half: 18-34 52.9% Game: 35-66 53.0%
3FG % 1st Half: 3-7 42.9% 2nd half: 6-10 60.0% Game: 9-17 52.9%
FT % 1st Half: 14-19 73.7% 2nd half: 7-9 77.8% Game: 21-28 75.0%

Officials: Rodger Ayers, David Hall, Verne Harris
Technical fouls: Kentucky-None, #7/6 North Carolina-TEAM.
Attendance: 19298
CBS Classic Game Two

Score by periods table for Kentucky vs #7/6 North Carolina. Columns: 1st, 2nd, Total. Scores: Kentucky 56, 47, 103; #7/6 North Carolina 51, 49, 100.

Last FG - UK 2nd-00:22, NC 2nd-00:47.
Largest lead - UK by 12 1st-07:39, NC by 3 1st-17:12.
UK led for 32:41, NC led for 03:43. Game was tied for 03:36.

Score tied - 6 times.
Lead changed - 6 times.

Official Basketball Box Score -- Game Totals -- Final Statistics
Kentucky vs #10/11 Louisville
12/21/16 7:04PM at KFC Yum! Center, Louisville, KY

Kentucky 70 • 10-2

Box score table for Kentucky vs #10/11 Louisville. Columns include Player, FG-FGA, 3-PT, FT-FTA, Rebounds, PF, TP, A, TO, Blk, Stl, Min. Total scores: Kentucky 70, Louisville 200.

FG % 1st Half: 13-33 39.4% 2nd half: 10-25 40.0% Game: 23-58 39.7%
3FG % 1st Half: 3-12 25.0% 2nd half: 2-10 20.0% Game: 5-22 22.7%
FT % 1st Half: 11-13 84.6% 2nd half: 8-16 50.0% Game: 19-29 65.5%

#10/11 Louisville 73 • 11-1

Box score table for #10/11 Louisville vs Kentucky. Columns include Player, FG-FGA, 3-PT, FT-FTA, Rebounds, PF, TP, A, TO, Blk, Stl, Min. Total scores: Louisville 73, Kentucky 200.

FG % 1st Half: 14-30 46.7% 2nd half: 12-30 40.0% Game: 26-60 43.3%
3FG % 1st Half: 5-11 45.5% 2nd half: 1-3 33.3% Game: 6-14 42.9%
FT % 1st Half: 6-7 85.7% 2nd half: 9-13 69.2% Game: 15-20 75.0%

Officials: James Luckie, Roger Ayers, Ron Groover
Technical fouls: Kentucky-None, #10/11 Louisville-None.
Attendance: 22783

Score by periods table for Kentucky vs #10/11 Louisville. Columns: 1st, 2nd, Total. Scores: Kentucky 40, 30, 70; #10/11 Louisville 39, 34, 73.

Last FG - UK 2nd-00:12, LOU 2nd-00:16.
Largest lead - UK by 6 1st-13:06, LOU by 7 1st-06:39.
UK led for 12:15, LOU led for 19:38. Game was tied for 08:07.

Score tied - 10 times.
Lead changed - 9 times.



Official Basketball Box Score - Game Totals - Final Statistics
Kentucky vs Ole Miss
12/29/16 7 PM at Oxford, Miss./The Pavilion at Ole Miss

Kentucky 99 • 11-2 1-0 SEC

Table with columns: Player, FG-FGA, 3-Ptr, FT-FTA, Rebounds, PF, TP, A TO Blk Stl, Min. Includes player stats for Adebayo, Edrice, Gabriel, Wenyen, etc.

FG % 1st Half: 24-39 61.5% 2nd half: 13-35 37.1% Game: 37-74 50.0%
3FG % 1st Half: 5-8 62.5% 2nd half: 3-10 30.0% Game: 8-18 44.4%
FT % 1st Half: 7-10 70.0% 2nd half: 10-14 71.4% Game: 17-24 70.8%

Ole Miss 76 • 9-4 0-1 SEC

Table with columns: Player, FG-FGA, 3-Ptr, FT-FTA, Rebounds, PF, TP, A TO Blk Stl, Min. Includes player stats for Hymon, Marcanvis, Saiz, Sebastian, etc.

FG % 1st Half: 14-41 34.1% 2nd half: 13-31 41.9% Game: 27-72 37.5%
3FG % 1st Half: 2-10 20.0% 2nd half: 4-12 33.3% Game: 6-22 27.3%
FT % 1st Half: 9-9 100.0 2nd half: 7-8 87.5% Game: 16-17 94.1%

Officials: Joe Lindsay, Tony Henderson, Ted Valentine
Technical fouls: Kentucky-None. Ole Miss-None.
Attendance: 9086

Score by periods table with columns: 1st, 2nd, Total. Kentucky: 60, 39, 99. Ole Miss: 39, 37, 76.

Last FG - UK 2nd-02:05, OM 2nd-00:47.
Largest lead - UK by 28 2nd-02:25, OM by 2 1st-19:26.
UK led for 38:23. OM led for 00:23. Game was tied for 01:14.

Official Basketball Box Score - Game Totals - Final Statistics
TEXAS A&M vs Kentucky
1/3/17 9:00 pm at Rupp Arena - Lexington, KY

TEXAS A&M 58 • 8-5, 0-2

Table with columns: Player, FG-FGA, 3-Ptr, FT-FTA, Rebounds, PF, TP, A TO Blk Stl, Min. Includes player stats for Hogg, DJ, Miller, Tavarrio, etc.

FG % 1st Half: 10-26 38.5% 2nd half: 11-21 52.4% Game: 21-47 44.7%
3FG % 1st Half: 3-6 50.0% 2nd half: 3-7 42.9% Game: 6-13 46.2%
FT % 1st Half: 4-8 50.0% 2nd half: 6-9 66.7% Game: 10-17 58.8%

Kentucky 100 • 12-2, 2-0

Table with columns: Player, FG-FGA, 3-Ptr, FT-FTA, Rebounds, PF, TP, A TO Blk Stl, Min. Includes player stats for Adebayo, Edrice, Gabriel, Wenyen, etc.

FG % 1st Half: 17-30 56.7% 2nd half: 16-33 48.5% Game: 33-63 52.4%
3FG % 1st Half: 5-9 55.6% 2nd half: 8-16 50.0% Game: 13-25 52.0%
FT % 1st Half: 11-11 100.0 2nd half: 10-15 66.7% Game: 21-26 80.8%

Officials: Anthony Jordan, Karl Hess, Bryon Jarrett
Technical fouls: TEXAS A&M-None. Kentucky-None.
Attendance: 23455

Score by periods table with columns: 1st, 2nd, Total. TEXAS A&M: 27, 31, 58. Kentucky: 50, 50, 100.

Last FG - TAMU 2nd-00:07, UK 2nd-01:06.
Largest lead - TAMU by 3 1st-19:17, UK by 47 2nd-01:06.
TAMU led for 00:41. UK led for 38:00. Game was tied for 01:19.

Official Basketball Box Score - Game Totals - Final Statistics
ARKANSAS vs Kentucky
1/7/17 8:30 pm at Rupp Arena - Lexington, KY

ARKANSAS 71 • 12-3, 1-2

Table with columns: Player, FG-FGA, 3-Ptr, FT-FTA, Rebounds, PF, TP, A TO Blk Stl, Min. Includes player stats for Cook, Arlando, Kingsley, Moses, etc.

FG % 1st Half: 13-32 40.6% 2nd half: 12-31 38.7% Game: 25-63 39.7%
3FG % 1st Half: 2-7 28.6% 2nd half: 2-9 22.2% Game: 4-16 25.0%
FT % 1st Half: 10-12 83.3% 2nd half: 7-9 77.8% Game: 17-21 81.0%

Kentucky 97 • 13-2, 3-0

Table with columns: Player, FG-FGA, 3-Ptr, FT-FTA, Rebounds, PF, TP, A TO Blk Stl, Min. Includes player stats for Adebayo, Edrice, Gabriel, Wenyen, etc.

FG % 1st Half: 15-30 50.0% 2nd half: 17-30 56.7% Game: 32-60 53.3%
3FG % 1st Half: 3-10 30.0% 2nd half: 2-9 22.2% Game: 5-19 26.3%
FT % 1st Half: 8-12 66.7% 2nd half: 20-28 71.4% Game: 28-40 70.0%

Officials: Doug Shows, Terry Wymer, Alfred Smith
Technical fouls: ARKANSAS-Barford, Jaylen. Kentucky-Fox, De'Aaron.
Attendance: 24322

Score by periods table with columns: 1st, 2nd, Total. ARKANSAS: 38, 33, 71. Kentucky: 41, 56, 97.

Last FG - AR 2nd-01:24, UK 2nd-00:53.
Largest lead - AR by 4 1st-08:04, UK by 26 2nd-00:21.
AR led for 03:21. UK led for 36:20. Game was tied for 00:19.

Official Basketball Box Score - Game Totals - Final Statistics
Kentucky vs Vanderbilt
01/10/17 6 p.m. at Nashville, Tenn. (Memorial Gym)

Kentucky 87 • 14-2, 4-0 SEC

Table with columns: Player, FG-FGA, 3-Ptr, FT-FTA, Rebounds, PF, TP, A TO Blk Stl, Min. Includes player stats for Adebayo, Edrice, Gabriel, Wenyen, etc.

FG % 1st Half: 18-34 52.9% 2nd half: 16-33 48.5% Game: 34-67 50.7%
3FG % 1st Half: 1-5 20.0% 2nd half: 0-4 0.0% Game: 1-9 11.1%
FT % 1st Half: 8-10 80.0% 2nd half: 10-14 71.4% Game: 18-24 75.0%

Vanderbilt 81 • 8-8, 2-2 SEC

Table with columns: Player, FG-FGA, 3-Ptr, FT-FTA, Rebounds, PF, TP, A TO Blk Stl, Min. Includes player stats for ROBERSON, Jeff, KORNET, Luke, etc.

FG % 1st Half: 12-28 42.9% 2nd half: 13-30 43.3% Game: 25-58 43.1%
3FG % 1st Half: 4-15 26.7% 2nd half: 4-14 28.6% Game: 8-29 27.6%
FT % 1st Half: 13-17 76.5% 2nd half: 10-15 66.7% Game: 23-32 71.9%

Officials: Olandis Poole, Joe Lindsay, Ron Groover
Technical fouls: Kentucky-None. Vanderbilt-None.
Attendance: 12707

Score by periods table with columns: 1st, 2nd, Total. Kentucky: 45, 42, 87. Vanderbilt: 41, 40, 81.

Last FG - UK 2nd-00:32, VU 2nd-00:18.
Largest lead - UK by 9 1st-17:19, VU by 2 1st-12:57.
UK led for 33:23. VU led for 03:23. Game was tied for 03:14.



Official Basketball Box Score - Game Totals - Final Statistics
AUBURN vs Kentucky
1-14-17 4:00 pm at Rupp Arena - Lexington, KY

AUBURN 72 • 11-6, 1-4

Table with columns: Player, FG-FGA, 3-PT, FT-FTA, Rebounds, PF, TP, A TO Blk Stl, Min. Includes totals and game statistics.

FG % 1st Half: 17-34 50.0% 2nd half: 12-28 42.9% Game: 29-62 46.8%
3FG % 1st Half: 4-7 57.1% 2nd half: 5-9 55.6% Game: 9-16 56.3%
FT % 1st Half: 1-2 50.0% 2nd half: 4-13 30.8% Game: 5-15 33.3%

Kentucky 92 • 15-2, 5-0

Table with columns: Player, FG-FGA, 3-PT, FT-FTA, Rebounds, PF, TP, A TO Blk Stl, Min. Includes totals and game statistics.

FG % 1st Half: 18-31 58.1% 2nd half: 14-25 56.0% Game: 32-56 57.1%
3FG % 1st Half: 8-12 66.7% 2nd half: 3-7 42.9% Game: 11-19 57.9%
FT % 1st Half: 7-13 53.8% 2nd half: 10-19 52.6% Game: 17-32 53.1%

Officials: Karl Hess, Terry Oglesby, Sean Casey
Technical fouls: AUBURN-None, Kentucky-None.
Attendance: 24372

Score by periods table with columns: 1st, 2nd, Total. Shows 39-33-72 for Auburn and 51-41-92 for Kentucky.

Last FG - AU 2nd-04:28, UK 2nd-01:44.
Largest lead - AU by 3 1st-15:12, UK by 20 2nd-01:44.
AU led for 02:23, UK led for 36:54. Game was tied for 00:43.

Points In Off 2nd Fast
Paint T/O Chance Break Bench
AU 38 16 14 2 15
UK 36 18 10 12 24

Score tied - 1 time.
Lead changed - 9 times.

Official Basketball Box Score - Game Totals - Final Statistics
Kentucky vs Mississippi State
01/17/17 6 p.m. at Humphrey Coliseum - Starkville, Miss.

Kentucky 88 • 16-2, 6-0

Table with columns: Player, FG-FGA, 3-PT, FT-FTA, Rebounds, PF, TP, A TO Blk Stl, Min. Includes totals and game statistics.

FG % 1st Half: 18-34 52.9% 2nd half: 15-31 48.4% Game: 33-65 50.8%
3FG % 1st Half: 4-8 50.0% 2nd half: 3-10 30.0% Game: 7-18 38.9%
FT % 1st Half: 6-10 60.0% 2nd half: 9-14 64.3% Game: 15-24 62.5%

Mississippi State 81 • 12-5, 3-2

Table with columns: Player, FG-FGA, 3-PT, FT-FTA, Rebounds, PF, TP, A TO Blk Stl, Min. Includes totals and game statistics.

FG % 1st Half: 14-27 51.9% 2nd half: 18-32 56.3% Game: 32-59 54.2%
3FG % 1st Half: 2-8 25.0% 2nd half: 3-9 33.3% Game: 5-17 29.4%
FT % 1st Half: 4-8 50.0% 2nd half: 8-14 57.1% Game: 12-22 54.5%

Officials: Ted Valentine, Byron Jarrett, William Covington
Technical fouls: Kentucky-Briscoe, Isaiah; TEAM, Mississippi State-Q Weatherspoon; Aric Holman.
Attendance: 9768

Score by periods table with columns: 1st, 2nd, Total. Shows 46-42-88 for Kentucky and 34-47-81 for Mississippi State.

Last FG - UK 2nd-00:57, MS 2nd-00:38.
Largest lead - UK by 18 2nd-12:54, MS None.
UK led for 38:28, MS led for 00:00. Game was tied for 01:32.

Score tied - 3 times.
Lead changed - 0 times.

Official Basketball Box Score - Game Totals - Final Statistics
#24/24 South Carolina vs Kentucky
1/21/17 6:00 pm at Rupp Arena - Lexington, KY

#24/24 South Carolina 69 • 15-4, 5-1

Table with columns: Player, FG-FGA, 3-PT, FT-FTA, Rebounds, PF, TP, A TO Blk Stl, Min. Includes totals and game statistics.

FG % 1st Half: 13-25 52.0% 2nd half: 11-33 33.3% Game: 24-58 41.4%
3FG % 1st Half: 2-5 40.0% 2nd half: 3-15 20.0% Game: 5-20 25.0%
FT % 1st Half: 10-12 83.3% 2nd half: 6-7 85.7% Game: 16-19 84.2%

Kentucky 85 • 17-2, 7-0

Table with columns: Player, FG-FGA, 3-PT, FT-FTA, Rebounds, PF, TP, A TO Blk Stl, Min. Includes totals and game statistics.

FG % 1st Half: 17-26 65.4% 2nd half: 11-22 50.0% Game: 28-48 58.3%
3FG % 1st Half: 5-12 41.7% 2nd half: 3-8 37.5% Game: 8-20 40.0%
FT % 1st Half: 8-9 88.9% 2nd half: 13-19 68.4% Game: 21-28 75.0%

Officials: Karl Hess, Ron Groover, Chuck Jones
Technical fouls: #24/24 South Carolina-None, Kentucky-None.
Attendance: 24389

Score by periods table with columns: 1st, 2nd, Total. Shows 38-31-69 for South Carolina and 47-38-85 for Kentucky.

Last FG - SC 2nd-00:14, UK 2nd-01:27.
Largest lead - SC None, UK by 23 2nd-01:27.
SC led for 00:00, UK led for 39:50. Game was tied for 00:10.

Points In Off 2nd Fast
Paint T/O Chance Break Bench
SC 38 18 14 12 21
UK 36 18 9 6 23

Score tied - 0 times.
Lead changed - 0 times.

Official Basketball Box Score - Game Totals - Final Statistics
Kentucky vs Tennessee
01/24/17 9:11 p.m. at Knoxville, Tenn. (Thompson-Boling Arena)

Kentucky 80 • 17-3, 7-1 SEC

Table with columns: Player, FG-FGA, 3-PT, FT-FTA, Rebounds, PF, TP, A TO Blk Stl, Min. Includes totals and game statistics.

FG % 1st Half: 11-32 34.4% 2nd half: 14-28 50.0% Game: 25-60 41.7%
3FG % 1st Half: 2-13 15.4% 2nd half: 4-11 36.4% Game: 6-24 25.0%
FT % 1st Half: 10-15 66.7% 2nd half: 14-16 87.5% Game: 24-31 77.4%

Tennessee 82 • 11-9, 4-4 SEC

Table with columns: Player, FG-FGA, 3-PT, FT-FTA, Rebounds, PF, TP, A TO Blk Stl, Min. Includes totals and game statistics.

FG % 1st Half: 14-34 41.2% 2nd half: 16-30 53.3% Game: 30-64 46.9%
3FG % 1st Half: 4-6 66.7% 2nd half: 1-4 25.0% Game: 5-10 50.0%
FT % 1st Half: 7-10 70.0% 2nd half: 10-17 58.8% Game: 17-27 63.0%

Officials: Joe Lindsay, Olandis Poole, Roger Ayers
Technical fouls: Kentucky-None, Tennessee-None.
Attendance: 19349

Score by periods table with columns: 1st, 2nd, Total. Shows 34-46-80 for Kentucky and 39-43-82 for Tennessee.

Last FG - UK 2nd-00:01, UT 2nd-00:14.
Largest lead - UK by 6 1st-16:54, UT by 11 2nd-12:49.
UK led for 06:52, UT led for 29:50. Game was tied for 03:14.

Score tied - 6 times.
Lead changed - 5 times.



Official Basketball Box Score - Game Totals - Final Statistics
#2/1 KANSAS vs Kentucky
01-28-17 6:15pm at Rupp Arena - Lexington, KY

#2/1 KANSAS 79 • 19-2, 7-1

Box score table for #2/1 KANSAS vs Kentucky. Columns include Player, FG-FGA, 3-PT, FT-FTA, Rebounds, PF, TP, A TO Blk Stl, Min. Totals: 32-64, 5-19, 10-18, 15 79, 9 12, 2 9, 200.

FG % 1st Half: 12-30 40.0% 2nd half: 20-34 58.8% Game: 32-64 50.0%
3FG % 1st Half: 0-8 0.0% 2nd half: 5-11 45.5% Game: 5-19 26.3%
FT % 1st Half: 3-6 50.0% 2nd half: 7-12 58.3% Game: 10-18 55.6%

Kentucky 73 • 17-4, 7-1

Box score table for Kentucky vs #2/1 KANSAS. Columns include Player, FG-FGA, 3-PT, FT-FTA, Rebounds, PF, TP, A TO Blk Stl, Min. Totals: 26-55, 8-20, 13-22, 9 26, 35 17, 73 14, 17 4, 5, 200.

FG % 1st Half: 12-28 42.9% 2nd half: 14-27 51.9% Game: 26-55 47.3%
3FG % 1st Half: 3-8 37.5% 2nd half: 5-12 41.7% Game: 8-20 40.0%
FT % 1st Half: 5-11 45.5% 2nd half: 8-11 72.7% Game: 13-22 59.1%

Officials: Doug Shows, Joe DeRosa, Keith Kimble
Technical fouls: #2/1 KANSAS-None, Kentucky-None.
Attendance: 24418

Score by periods table for #2/1 KANSAS vs Kentucky. Columns: 1st, 2nd, Total. Kansas: 27, 52, 79. Kentucky: 32, 41, 73.

Last FG - KU 2nd-01:09, UK 2nd-00:21.
Largest lead - KU by 10 2nd-04:41, UK by 12 1st-10:03.
KU led for 14:02, UK led for 23:38. Game was tied for 02:20.

Points in Paint, Off T/O, 2nd Chance, Fast Break, Bench. KU: 44, 21, 17, 10, 5, 23. UK: 34, 7, 7, 6, 23.

Score tied - 4 times.
Lead changed - 8 times.

Official Basketball Box Score - Game Totals - Final Statistics
Georgia vs Kentucky
1-31-17 9:00 pm at Rupp Arena - Lexington, KY

Georgia 81 • 13-9, 4-5

Box score table for Georgia vs Kentucky. Columns include Player, FG-FGA, 3-PT, FT-FTA, Rebounds, PF, TP, A TO Blk Stl, Min. Totals: 30-61, 6-10, 15-24, 7 25, 32 28, 81 15, 17 4, 5, 225.

FG % 1st Half: 12-25 48.0% 2nd half: 16-30 53.3% OT: 2-6 33.3% Game: 30-61 49.2%
3FG % 1st Half: 3-5 60.0% 2nd half: 3-4 75.0% OT: 0-1 0.0% Game: 6-10 60.0%
FT % 1st Half: 2-3 66.7% 2nd half: 12-18 66.7% OT: 1-3 33.3% Game: 15-24 62.5%

Kentucky 90 • 18-4, 8-1

Box score table for Kentucky vs Georgia. Columns include Player, FG-FGA, 3-PT, FT-FTA, Rebounds, PF, TP, A TO Blk Stl, Min. Totals: 27-64, 9-21, 27-36, 17 28, 45 22, 90 14, 14 6, 7, 225.

FG % 1st Half: 9-31 29.0% 2nd half: 14-27 51.9% OT: 4-6 66.7% Game: 27-64 42.2%
3FG % 1st Half: 2-8 25.0% 2nd half: 5-10 50.0% OT: 2-3 66.7% Game: 9-21 42.9%
FT % 1st Half: 9-10 90.0% 2nd half: 14-20 70.0% OT: 4-6 66.7% Game: 27-36 75.0%

Officials: Tony Greene, Pat Adams, Don Daily
Technical fouls: Georgia-None, Kentucky-None.
Attendance: 23814

Score by periods table for Kentucky vs Georgia. Columns: 1st, 2nd, OT, Total. Georgia: 29, 47, 5, 81. Kentucky: 29, 47, 14, 90.

Last FG - UKA OT-03:10, UK OT-01:51.
Largest lead - UKA by 14 1st-14:07, UK by 9 OT-00:43.
UKA led for 19:35, UK led for 18:56. Game was tied for 06:28.

Points in Paint, Off T/O, 2nd Chance, Fast Break, Bench. UKA: 40, 18, 3, 4, 13. UK: 30, 20, 24, 6, 11.

Score tied - 6 times.
Lead changed - 3 times.

Official Basketball Box Score - Game Totals - Final Statistics
Kentucky vs #24/23 Florida
2/4/17 8:15 p.m. at ExacTech Arena - Gainesville, Fla.

Kentucky 66 • 18-5, 8-2 SEC

Box score table for Kentucky vs #24/23 Florida. Columns include Player, FG-FGA, 3-PT, FT-FTA, Rebounds, PF, TP, A TO Blk Stl, Min. Totals: 23-61, 6-18, 14-23, 6 23, 29 24, 66 7, 13 3, 7, 200.

FG % 1st Half: 9-30 30.0% 2nd half: 14-31 45.2% Game: 23-61 37.7%
3FG % 1st Half: 2-7 28.6% 2nd half: 4-11 36.4% Game: 6-18 33.3%
FT % 1st Half: 6-10 60.0% 2nd half: 8-13 61.5% Game: 14-23 60.9%

#24/23 Florida 88 • 18-5, 8-2 SEC

Box score table for #24/23 Florida vs Kentucky. Columns include Player, FG-FGA, 3-PT, FT-FTA, Rebounds, PF, TP, A TO Blk Stl, Min. Totals: 30-62, 10-26, 18-29, 17 37, 54 23, 88 18, 17 7, 5, 200.

FG % 1st Half: 12-35 34.3% 2nd half: 18-27 66.7% Game: 30-62 48.4%
3FG % 1st Half: 6-19 31.6% 2nd half: 4-7 57.1% Game: 10-26 38.5%
FT % 1st Half: 4-6 66.7% 2nd half: 14-23 60.9% Game: 18-29 62.1%

Officials: Anthony Jordan, Mike Nance, Sean Casey
Technical fouls: Kentucky-None, #24/23 Florida-None.
Attendance: 11171
UF #13 at 2:07
UK #32 at 2:03

Score by periods table for #24/23 Florida vs Kentucky. Columns: 1st, 2nd, Total. Kentucky: 26, 40, 66. #24/23 Florida: 34, 54, 88.

Last FG - UK 2nd-00:07, UF 2nd-00:21.
Largest lead - UK None, UF by 24 2nd-00:21.
UK led for 00:00, UF led for 39:32. Game was tied for 00:28.

Points in Paint, Off T/O, 2nd Chance, Fast Break, Bench. UK: 30, 11, 7, 8, 31. UF: 32, 17, 17, 18, 28.

Score tied - 0 times.
Lead changed - 0 times.

Official Basketball Box Score - Game Totals - Final Statistics
LSU vs Kentucky
02-07-17 7:00 pm at Rupp Arena - Lexington, KY

LSU 85 • 9-14, 1-10

Box score table for LSU vs Kentucky. Columns include Player, FG-FGA, 3-PT, FT-FTA, Rebounds, PF, TP, A TO Blk Stl, Min. Totals: 32-64, 10-23, 11-15, 8 18, 26 22, 85 13, 14 1, 6, 200.

FG % 1st Half: 12-32 37.5% 2nd half: 20-32 62.5% Game: 32-64 50.0%
3FG % 1st Half: 2-12 16.7% 2nd half: 8-11 72.7% Game: 10-23 43.5%
FT % 1st Half: 1-2 50.0% 2nd half: 10-13 76.9% Game: 11-15 73.3%

Kentucky 92 • 19-5, 9-2

Box score table for Kentucky vs LSU. Columns include Player, FG-FGA, 3-PT, FT-FTA, Rebounds, PF, TP, A TO Blk Stl, Min. Totals: 31-63, 9-25, 21-26, 14 26, 40 17, 92 16, 14 2, 8, 200.

FG % 1st Half: 15-35 42.9% 2nd half: 16-28 57.1% Game: 31-63 49.2%
3FG % 1st Half: 5-16 31.3% 2nd half: 4-9 44.4% Game: 9-25 36.0%
FT % 1st Half: 8-9 88.9% 2nd half: 13-17 76.5% Game: 21-26 80.8%

Officials: Olandis Poole, Jamie Luckie, Jeffery Clark
Technical fouls: LSU-None, Kentucky-None.
Attendance: 23657

Score by periods table for Kentucky vs LSU. Columns: 1st, 2nd, Total. LSU: 27, 58, 85. Kentucky: 43, 49, 92.

Last FG - LSU 2nd-00:14, UK 2nd-00:50.
Largest lead - LSU None, UK by 25 2nd-08:47.
LSU led for 00:00, UK led for 39:40. Game was tied for 00:20.

Points in Paint, Off T/O, 2nd Chance, Fast Break, Bench. LSU: 38, 23, 11, 8, 18. UK: 38, 14, 12, 6, 8.

Score tied - 0 times.
Lead changed - 0 times.



Official Basketball Box Score - Game Totals - Final Statistics
Kentucky vs Alabama

Official Basketball Box Score - Game Totals - Final Statistics
Tennessee vs Kentucky

Kentucky 67 • 20-5, 10-2

Box score table for Kentucky vs Alabama, showing player statistics like FG-FGA, FT-FTA, PF, TP, A, TO, Blk, Stl, Min.

FG % 1st Half: 12-29 41.4% 2nd half: 15-33 45.5% Game: 27-62 43.5%
3FG % 1st Half: 2-8 25.0% 2nd half: 1-6 16.7% Game: 3-14 21.4%
FT % 1st Half: 3-8 37.5% 2nd half: 7-10 70.0% Game: 10-18 55.6%

Alabama 58 • 14-10, 7-5

Box score table for Alabama vs Kentucky, showing player statistics like FG-FGA, FT-FTA, PF, TP, A, TO, Blk, Stl, Min.

FG % 1st Half: 8-25 32.0% 2nd half: 15-26 57.7% Game: 23-51 45.1%
3FG % 1st Half: 1-7 14.3% 2nd half: 2-7 28.6% Game: 3-14 21.4%
FT % 1st Half: 3-11 27.3% 2nd half: 6-15 40.0% Game: 9-26 34.6%

Officials: Mike Nance, Lee Cassell, Rob Rorke
Technical fouls: Kentucky-None. Alabama-None.
Attendance: 15383

Score by periods table with columns for 1st, 2nd, and Total scores for Kentucky and Alabama.

Last FG - UK 2nd-00:33, UA 2nd-00:13.
Largest lead - UK by 18 2nd-15:18, UA by 3 1st-15:58.
UK led for 34:56, UA led for 00:32. Game was tied for 03:42.

Points In Off 2nd Fast Bench table showing points in paint, turnover, 2nd chance, fast break, and bench points for UK and UA.

Score tied - 3 times.
Lead changed - 2 times.

Tennessee 58 • 14-12, 6-7

Box score table for Tennessee vs Kentucky, showing player statistics like FG-FGA, FT-FTA, PF, TP, A, TO, Blk, Stl, Min.

FG % 1st Half: 9-29 31.0% 2nd half: 9-23 39.1% Game: 18-52 34.6%
3FG % 1st Half: 2-9 22.2% 2nd half: 1-7 14.3% Game: 3-16 18.8%
FT % 1st Half: 12-14 85.7% 2nd half: 7-10 70.0% Game: 19-24 79.2%

Kentucky 83 • 21-5, 11-2

Box score table for Kentucky vs Tennessee, showing player statistics like FG-FGA, FT-FTA, PF, TP, A, TO, Blk, Stl, Min.

FG % 1st Half: 16-35 45.7% 2nd half: 16-34 47.1% Game: 32-69 46.4%
3FG % 1st Half: 10-18 55.6% 2nd half: 1-7 14.3% Game: 11-25 44.0%
FT % 1st Half: 5-7 71.4% 2nd half: 3-5 60.0% Game: 8-12 66.7%

Officials: Pat Adams, Lamar Simpson, Doug Shaws
Technical fouls: Tennessee-None. Kentucky-None.
Attendance: 24391

Score by periods table with columns for 1st, 2nd, and Total scores for Tennessee and Kentucky.

Last FG - UT 2nd-02:11, UK 2nd-03:34.
Largest lead - UT by 5 1st-18:19, UK by 28 2nd-05:04.
UT led for 03:40, UK led for 36:06. Game was tied for 00:14.

Points In Off 2nd Fast Bench table showing points in paint, turnover, 2nd chance, fast break, and bench points for UT and UK.

Score tied - 0 times.
Lead changed - 1 time.

Official Basketball Box Score - Game Totals - Final Statistics
Kentucky vs Georgia

Kentucky 82 • 22-5, 12-2

Box score table for Kentucky vs Georgia, showing player statistics like FG-FGA, FT-FTA, PF, TP, A, TO, Blk, Stl, Min.

FG % 1st Half: 12-26 46.2% 2nd half: 14-35 40.0% Game: 26-61 42.6%
3FG % 1st Half: 4-10 40.0% 2nd half: 3-11 27.3% Game: 7-21 33.3%
FT % 1st Half: 5-5 100.0% 2nd half: 18-23 78.3% Game: 23-28 82.1%

Georgia 77 • 15-12, 6-8

Box score table for Georgia vs Kentucky, showing player statistics like FG-FGA, FT-FTA, PF, TP, A, TO, Blk, Stl, Min.

FG % 1st Half: 11-24 45.8% 2nd half: 17-31 54.8% Game: 28-55 50.9%
3FG % 1st Half: 1-8 12.5% 2nd half: 2-7 28.6% Game: 3-15 20.0%
FT % 1st Half: 8-12 66.7% 2nd half: 10-12 83.3% Game: 18-24 75.0%

Officials: Anthony Jordan, Ron Groover, Brian Shey
Technical fouls: Kentucky-Monk, Malik. Georgia-Edwards, Mike.
Attendance: 10523

Score by periods table with columns for 1st, 2nd, and Total scores for Kentucky and Georgia.

Last FG - UK 2nd-01:12, UGA 2nd-00:55.
Largest lead - UK by 6 2nd-18:42, UGA by 4 1st-19:03.
UK led for 24:44, UGA led for 11:29. Game was tied for 03:47.

Points In Off 2nd Fast Bench table showing points in paint, turnover, 2nd chance, fast break, and bench points for UK and UGA.

Score tied - 13 times.
Lead changed - 15 times.

Official Basketball Box Score - Game Totals - Final Statistics
Kentucky vs Mizzou

Kentucky 72 • 23-5, 13-2

Box score table for Kentucky vs Mizzou, showing player statistics like FG-FGA, FT-FTA, PF, TP, A, TO, Blk, Stl, Min.

FG % 1st Half: 11-25 44.0% 2nd half: 13-27 48.1% Game: 24-52 46.2%
3FG % 1st Half: 3-9 33.3% 2nd half: 2-9 22.2% Game: 5-18 27.8%
FT % 1st Half: 6-12 50.0% 2nd half: 13-16 81.3% Game: 19-28 67.9%

Mizzou 62 • 7-20, 2-13

Box score table for Mizzou vs Kentucky, showing player statistics like FG-FGA, FT-FTA, PF, TP, A, TO, Blk, Stl, Min.

FG % 1st Half: 13-31 41.9% 2nd half: 9-29 31.0% Game: 22-60 36.7%
3FG % 1st Half: 3-12 25.0% 2nd half: 1-10 10.0% Game: 4-22 18.2%
FT % 1st Half: 1-5 20.0% 2nd half: 13-18 72.2% Game: 14-23 60.9%

Officials: Tony Greene, Ted Valentine, Michael Roberts
Technical fouls: Kentucky-TEAM. Mizzou-None.
Attendance: 11574
Estimate Actual 10,074

Score by periods table with columns for 1st, 2nd, and Total scores for Kentucky and Mizzou.

Last FG - UK 2nd-01:43, MU-M 2nd-00:33.
Largest lead - UK by 10 2nd-01:43, MU-M by 4 1st-19:06.
UK led for 29:10, MU-M led for 06:55. Game was tied for 03:55.

Points In Off 2nd Fast Bench table showing points in paint, turnover, 2nd chance, fast break, and bench points for MU-M and UK.

Score tied - 5 times.
Lead changed - 3 times.



Official Basketball Box Score - Game Totals - Final Statistics
#24/23 Florida vs Kentucky
02-25-17 2:00 pm at Rupp Arena - Lexington, KY

Official Basketball Box Score - Game Totals - Final Statistics
Vanderbilt vs Kentucky
02-28-17 9:00 pm at Rupp Arena - Lexington, KY

#24/23 Florida 66 • 23-6, 13-3

Box score table for Florida vs Kentucky game, listing player stats like FG, FT, Rebounds, PF, TP, A, TO, Blk, Stl, Min.

FG % 1st Half: 11-37 29.7% 2nd half: 15-34 44.1% Game: 26-71 36.6%
3FG % 1st Half: 5-14 35.7% 2nd half: 5-16 31.3% Game: 10-30 33.3%
FT % 1st Half: 1-2 50.0% 2nd half: 3-4 75.0% Game: 4-6 66.7%

Kentucky 76 • 24-5, 14-2

Box score table for Kentucky vs Florida game, listing player stats like FG, FT, Rebounds, PF, TP, A, TO, Blk, Stl, Min.

FG % 1st Half: 8-28 28.6% 2nd half: 16-25 64.0% Game: 24-53 45.3%
3FG % 1st Half: 2-8 25.0% 2nd half: 4-6 66.7% Game: 6-14 42.9%
FT % 1st Half: 10-13 76.9% 2nd half: 12-14 85.7% Game: 22-27 81.5%

Officials: Olandis Poole, Antinio Petty, Kipp Kissinger
Technical fouls: #24/23 Florida-Allen, KeVaughn. Kentucky-Briscoe, Isaih.
Attendance: 24431

Score by periods table for Florida vs Kentucky game.

Last FG - UF 2nd-01:53, UK 2nd-00:37.
Largest lead - UF by 12 1st-13:11, UK by 10 2nd-04:04.
UF led for 24:45, UK led for 11:41. Game was tied for 03:34.

Score tied - 7 times.
Lead changed - 9 times.

Vanderbilt 67 • 16-14, 9-8

Box score table for Vanderbilt vs Kentucky game, listing player stats like FG, FT, Rebounds, PF, TP, A, TO, Blk, Stl, Min.

FG % 1st Half: 12-29 41.4% 2nd half: 10-20 50.0% Game: 22-49 44.9%
3FG % 1st Half: 6-16 37.5% 2nd half: 5-12 41.7% Game: 11-28 39.3%
FT % 1st Half: 0-2 0.0% 2nd half: 12-14 85.7% Game: 12-16 75.0%

Kentucky 73 • 25-5, 15-2

Box score table for Kentucky vs Vanderbilt game, listing player stats like FG, FT, Rebounds, PF, TP, A, TO, Blk, Stl, Min.

FG % 1st Half: 9-29 31.0% 2nd half: 15-26 57.7% Game: 24-55 43.6%
3FG % 1st Half: 2-10 20.0% 2nd half: 3-7 42.9% Game: 5-17 29.4%
FT % 1st Half: 4-7 57.1% 2nd half: 16-19 84.2% Game: 20-26 76.9%

Officials: Anthony Jordan, John Higgins, Jamie Luckie
Technical fouls: Vanderbilt-None. Kentucky-TEAM.
Attendance: 24036

Score by periods table for Kentucky vs Vanderbilt game.

Last FG - VU 2nd-00:33, UK 2nd-00:49.
Largest lead - VU by 19 1st-08:03, UK by 7 2nd-00:49.
VU led for 33:52, UK led for 03:10. Game was tied for 02:58.

Score tied - 3 times.
Lead changed - 3 times.

Official Basketball Box Score - Game Totals - Final Statistics
Kentucky vs TEXAS A&M
03/04/17 11:00 AM at Reed Arena (College Station, TX)

Kentucky 71 • 26-5; 16-2 SEC

Box score table for Kentucky vs Texas A&M game, listing player stats like FG, FT, Rebounds, PF, TP, A, TO, Blk, Stl, Min.

FG % 1st Half: 13-34 38.2% 2nd half: 13-25 52.0% Game: 26-59 44.1%
3FG % 1st Half: 3-14 21.4% 2nd half: 4-10 40.0% Game: 7-24 29.2%
FT % 1st Half: 3-4 75.0% 2nd half: 9-14 64.3% Game: 12-18 66.7%

TEXAS A&M 63 • 16-14; 8-10 SEC

Box score table for Texas A&M vs Kentucky game, listing player stats like FG, FT, Rebounds, PF, TP, A, TO, Blk, Stl, Min.

FG % 1st Half: 10-27 37.0% 2nd half: 13-30 43.3% Game: 23-57 40.4%
3FG % 1st Half: 2-5 40.0% 2nd half: 3-13 23.1% Game: 5-18 27.8%
FT % 1st Half: 6-13 46.2% 2nd half: 6-12 50.0% Game: 12-25 48.0%

Officials: Doug Shovs, Vladimir Voyard-Tadal, Brian Shey
Technical fouls: Kentucky-None. TEXAS A&M-None.
Attendance: 9528

Score by periods table for Kentucky vs Texas A&M game.

Last FG - UK 2nd-01:10, TAMU 2nd-00:02.
Largest lead - UK by 14 2nd-00:40, TAMU by 15 1st-12:09.
UK led for 22:34, TAMU led for 16:22. Game was tied for 01:04.

Score tied - 2 times.
Lead changed - 3 times.

Official Basketball Box Score - Game Totals - Final Statistics
Georgia vs Kentucky
03/10/17 12:00 pm CT at 2017 SEC Men's Tournament-Nashville, TN

Georgia 60 • 19-14, 9-9

Box score table for Georgia vs Kentucky game, listing player stats like FG, FT, Rebounds, PF, TP, A, TO, Blk, Stl, Min.

FG % 1st Half: 9-30 30.0% 2nd half: 10-27 37.0% Game: 19-57 33.3%
3FG % 1st Half: 1-8 12.5% 2nd half: 4-8 50.0% Game: 5-16 31.3%
FT % 1st Half: 6-9 66.7% 2nd half: 11-17 64.7% Game: 17-26 65.4%

Kentucky 71 • 27-5, 16-2

Box score table for Kentucky vs Georgia game, listing player stats like FG, FT, Rebounds, PF, TP, A, TO, Blk, Stl, Min.

FG % 1st Half: 12-33 36.4% 2nd half: 11-27 40.7% Game: 23-60 38.3%
3FG % 1st Half: 4-8 50.0% 2nd half: 1-7 14.3% Game: 5-15 33.3%
FT % 1st Half: 4-6 66.7% 2nd half: 16-27 59.3% Game: 20-33 60.6%

Officials: Anthony Jordan, Joe Lindsay, Chuck Jones
Technical fouls: Georgia-None. Kentucky-None.
Attendance: 18130

Score by periods table for Kentucky vs Georgia game.

Last FG - UGA 2nd-00:12, UK 2nd-01:00.
Largest lead - UGA None, UK by 18 2nd-10:04.
UGA led for 00:00, UK led for 37:57. Game was tied for 02:03.

Score tied - 1 time.
Lead changed - 0 times.

Official Basketball Box Score - Game Totals - Final Statistics
Alabama vs Kentucky
03/11/17 12:00 pm CT at 2017 SEC Men's Tournament-Nashville, TN

Alabama 74 • 19-14, 10-8

Box score table for Alabama vs Kentucky. Columns include Player, FG-FGA, 3-Ptr, FT-FTA, Rebounds (Off, Def, Tot), PF, TP, A, TO, Blk, Stl, Min. Totals: 28-62, 3-14, 15-20, 12 21 33, 28 74, 10 12 3 4, 200

FG % 1st Half: 12-32 37.5% 2nd half: 16-30 53.3% Game: 28-62 45.2% Deadball
3FG % 1st Half: 2-8 25.0% 2nd half: 1-6 16.7% Game: 3-14 21.4% Rebounds
FT % 1st Half: 6-7 85.7% 2nd half: 9-13 69.2% Game: 15-20 75.0%

Kentucky 79 • 28-5, 16-2

Box score table for Kentucky vs Alabama. Columns include Player, FG-FGA, 3-Ptr, FT-FTA, Rebounds (Off, Def, Tot), PF, TP, A, TO, Blk, Stl, Min. Totals: 23-44, 6-14, 27-39, 7 21 28, 20 79, 10 13 2 7, 200

FG % 1st Half: 12-21 57.1% 2nd half: 11-23 47.8% Game: 23-44 52.3% Deadball
3FG % 1st Half: 3-8 37.5% 2nd half: 3-6 50.0% Game: 6-14 42.9% Rebounds
FT % 1st Half: 6-13 46.2% 2nd half: 21-26 80.8% Game: 27-39 69.2%

Officials: Doug Shows, Tony Greene, Antinio Pettey
Technical fouls: Alabama-None. Kentucky-None.
Attendance: 19196

Score by periods table with columns: 1st, 2nd, Total. Alabama: 32, 42, 74. Kentucky: 33, 46, 79.

Last FG - UA 2nd-00:07, UK 2nd-01:41.
Largest lead - UK by 10 1st-13:29, UK by 9 2nd-11:24.
UK led for 12:19. UK led for 26:21. Game was tied for 01:20.

Points In Off 2nd Fast
UA 46 24 12 12 4 22
UK 24 12 12 4 9

Score tied - 3 times.
Lead changed - 5 times.

Official Basketball Box Score - Game Totals - Final Statistics
ARKANSAS vs Kentucky
03/12/17 12:00 pm CT at 2017 SEC Men's Tournament-Nashville, TN

ARKANSAS 65 • 25-9, 12-6

Box score table for Arkansas vs Kentucky. Columns include Player, FG-FGA, 3-Ptr, FT-FTA, Rebounds (Off, Def, Tot), PF, TP, A, TO, Blk, Stl, Min. Totals: 23-55, 4-18, 15-20, 12 21 33, 22 65, 8 14 4 7, 200

FG % 1st Half: 10-27 37.0% 2nd half: 13-28 46.4% Game: 23-55 41.8% Deadball
3FG % 1st Half: 3-12 25.0% 2nd half: 1-6 16.7% Game: 4-18 22.2% Rebounds
FT % 1st Half: 7-10 70.0% 2nd half: 8-10 80.0% Game: 15-20 75.0%

Kentucky 82 • 29-5, 16-2

Box score table for Kentucky vs Arkansas. Columns include Player, FG-FGA, 3-Ptr, FT-FTA, Rebounds (Off, Def, Tot), PF, TP, A, TO, Blk, Stl, Min. Totals: 27-56, 6-16, 22-25, 12 28 40, 15 82, 10 15 4 6, 200

FG % 1st Half: 17-28 60.7% 2nd half: 10-28 35.7% Game: 27-56 48.2% Deadball
3FG % 1st Half: 3-7 42.9% 2nd half: 3-9 33.3% Game: 6-16 37.5% Rebounds
FT % 1st Half: 5-6 83.3% 2nd half: 17-19 89.5% Game: 22-25 88.0%

Officials: Anthony Jordan, Doug Shows, Joe Lindsay
Technical fouls: ARKANSAS-Kingsley, Moses 2. Kentucky-None.
Attendance: 19953
Session 7 attendance is 19,953.

Score by periods table with columns: 1st, 2nd, Total. ARKANSAS: 30, 35, 65. Kentucky: 42, 40, 82.

Last FG - AR 2nd-01:32, UK 2nd-00:39.
Largest lead - AR by 2 1st-14:36, UK by 19 2nd-07:34.
AR led for 01:53. UK led for 35:03. Game was tied for 03:04.

Points In Off 2nd Fast
AR 34 36 22 15 8 19
UK 36 22 15 8 21

Score tied - 4 times.
Lead changed - 6 times.

Official Basketball Box Score - Game Totals - Final Statistics
Northern Kentucky vs Kentucky
03/17/17 10:08 pm at Bankers Life Fieldhouse-Indianapolis, IN

Northern Kentucky 70 • 24-11

Box score table for Northern Kentucky vs Kentucky. Columns include Player, FG-FGA, 3-Ptr, FT-FTA, Rebounds (Off, Def, Tot), PF, TP, A, TO, Blk, Stl, Min. Totals: 26-73, 8-32, 10-11, 13 27 40, 22 70, 11 8 3 6, 200

FG % 1st Half: 9-37 24.3% 2nd half: 17-36 47.2% Game: 26-73 35.6% Deadball
3FG % 1st Half: 3-17 17.6% 2nd half: 5-15 33.3% Game: 8-32 25.0% Rebounds
FT % 1st Half: 3-3 100.0% 2nd half: 7-8 87.5% Game: 10-11 90.9%

Kentucky 79 • 30-5

Box score table for Kentucky vs Northern Kentucky. Columns include Player, FG-FGA, 3-Ptr, FT-FTA, Rebounds (Off, Def, Tot), PF, TP, A, TO, Blk, Stl, Min. Totals: 27-61, 3-17, 22-28, 11 35 46, 15 79, 12 12 9 5, 200

FG % 1st Half: 17-35 48.6% 2nd half: 10-26 38.5% Game: 27-61 44.3% Deadball
3FG % 1st Half: 3-17 17.6% 2nd half: 1-9 11.1% Game: 3-17 17.6% Rebounds
FT % 1st Half: 2-5 40.0% 2nd half: 20-23 87.0% Game: 22-28 78.6%

Officials: Brian O'Connell, Lamar Simpson, Ray Styons
Technical fouls: Northern Kentucky-None. Kentucky-None.
Attendance: 18269

Score by periods table with columns: 1st, 2nd, Total. Northern Kentucky: 24, 46, 70. Kentucky: 38, 41, 79.

Last FG - NKU 2nd-00:22, UK 2nd-01:10.
Largest lead - NKU by 1 1st-17:46, UK by 18 2nd-17:30.
NKU led for 00:06. UK led for 38:42. Game was tied for 01:12.

Points In Off 2nd Fast
NKU 26 32 13 14 2 8
UK 32 13 14 2 3

Score tied - 3 times.
Lead changed - 2 times.

Official Basketball Box Score - Game Totals - Final Statistics
#19/19 Wichita State vs Kentucky
03/19/17 2:56 pm at Bankers Life Fieldhouse-Indianapolis, IN

#19/19 Wichita State 62 • 31-5

Box score table for #19/19 Wichita State vs Kentucky. Columns include Player, FG-FGA, 3-Ptr, FT-FTA, Rebounds (Off, Def, Tot), PF, TP, A, TO, Blk, Stl, Min. Totals: 24-62, 8-24, 6-9, 14 24 38, 14 62, 12 11 5 2, 200

FG % 1st Half: 10-33 30.3% 2nd half: 14-29 48.3% Game: 24-62 38.7% Deadball
3FG % 1st Half: 3-11 27.3% 2nd half: 5-13 38.5% Game: 8-24 33.3% Rebounds
FT % 1st Half: 1-2 50.0% 2nd half: 5-7 71.4% Game: 6-9 66.7%

Kentucky 65 • 31-5

Box score table for Kentucky vs #19/19 Wichita State. Columns include Player, FG-FGA, 3-Ptr, FT-FTA, Rebounds (Off, Def, Tot), PF, TP, A, TO, Blk, Stl, Min. Totals: 23-55, 7-18, 12-18, 10 26 36, 11 65, 11 7 5 6, 200

FG % 1st Half: 10-30 33.3% 2nd half: 13-25 52.0% Game: 23-55 41.8% Deadball
3FG % 1st Half: 4-11 36.4% 2nd half: 3-7 42.9% Game: 7-18 38.9% Rebounds
FT % 1st Half: 2-2 100.0% 2nd half: 10-16 62.5% Game: 12-18 66.7%

Officials: Roger Ayers, Mike Roberts, Brian O'Connell
Technical fouls: #19/19 Wichita State-None. Kentucky-None.
Attendance: 18293

Score by periods table with columns: 1st, 2nd, Total. #19/19 Wichita State: 24, 38, 62. Kentucky: 26, 39, 65.

Last FG - WSU 2nd-00:55, UK 2nd-01:25.
Largest lead - WSU by 4 2nd-16:17, UK by 7 2nd-04:09.
WSU led for 08:42. UK led for 24:50. Game was tied for 06:04.

Points In Off 2nd Fast
WSU 28 24 13 11 2 10
UK 24 13 11 2 11

Score tied - 5 times.
Lead changed - 11 times.

2017 SEC HONORS

SEC COACHES' HONORS

FIRST TEAM

KeVaughn Allen, Florida
J.J. Frazier, Georgia
Yante Maten, Georgia
De'Aaron Fox, Kentucky
Malik Monk, Kentucky
Sebastian Saiz, Ole Miss
Sindarius Thornwell, South Carolina
Luke Kornet, Vanderbilt

SECOND TEAM

Moses Kingsley, Arkansas
Kasey Hill, Florida
Bam Adebayo, Kentucky
Antonio Blakeney, LSU
Quinndary Weatherspoon, Mississippi State
Robert Hubbs III, Tennessee
Tyler Davis, Texas A&M
Robert Williams, Texas A&M

ALL-FRESHMAN TEAM

Braxton Key, Alabama
Mustapha Heron, Auburn
Bam Adebayo, Kentucky
De'Aaron Fox, Kentucky
Malik Monk, Kentucky
Lamar Peters, Mississippi State
Grant Williams, Tennessee
Robert Williams, Texas A&M

ALL-DEFENSIVE TEAM

Moses Kingsley, Arkansas
Kasey Hill, Florida
Sindarius Thornwell, South Carolina
Robert Williams, Texas A&M
Luke Kornet, Vanderbilt

COACH OF THE YEAR

Mike White - Florida

PLAYER OF THE YEAR

Sindarius Thornwell - South Carolina

FRESHMAN OF THE YEAR

Malik Monk - Kentucky

SIXTH MAN OF THE YEAR

Canyon Barry - Florida

DEFENSIVE PLAYER OF THE YEAR

Robert Williams - Texas A&M

SCHOLAR ATHLETE OF THE YEAR

Luke Kornet - Vanderbilt



Dominique Hawkins, left, was named to the Southeastern Conference All-Tournament Team along with De'Aaron Fox, who was tabbed the most valuable player.

SEC TOURNAMENT RESULTS

March 8-12 Bridgestone Arena - Nashville, Tenn.

First Round — March 8

(12) Mississippi State 79, (13) LSU 52
(14) Auburn 86, (11) Auburn 83 OT

Second Round — March 9

(8) Georgia 59, (9) Tennessee 57
(5) Alabama 75, (12) Mississippi State 55
(7) Vanderbilt 66, (10) Texas A&M 41
(6) Ole Miss 86, (14) Missouri 74

Quarterfinals — March 10

(1) Kentucky 71, (8) Georgia 60
(5) Alabama 64, (4) South Carolina 53
(7) Vanderbilt 72, (2) Florida 62 OT
(3) Arkansas 73, (6) Ole Miss 72

Semifinals — March 11

(1) Kentucky 79, (5) Alabama 74
(3) Arkansas 76, (7) Vanderbilt 62

Finals — March 12

(1) Kentucky 82, (3) Arkansas 65

SEC ALL-TOURNAMENT TEAM

De'Aaron Fox (MVP) - Kentucky
Bam Adebayo - Kentucky
Dominique Hawkins - Kentucky
Riley LaChance - Vanderbilt
Daryl Macon, Arkansas

SEC PLAYER OF THE WEEK

Malik Monk (Dec. 19, 2016)
Isaiah Briscoe (Jan. 2, 2017)

SEC FRESHMAN OF THE WEEK

De'Aaron Fox (Nov. 14, 2016)
Malik Monk (Nov. 21, 2016)
De'Aaron Fox (Dec. 5, 2016)
De'Aaron Fox (Dec. 19, 2016)
Malik Monk (Jan. 2, 2017)
De'Aaron Fox (Jan. 9, 2017)
Malik Monk (Jan. 16, 2017)
Bam Adebayo (Feb. 27, 2017)
Bam Adebayo (March 6, 2017)

ASSOCIATED PRESS ALL-SEC

FIRST TEAM

u - Malik Monk, Kentucky
u - Sindarius Thornwell, South Carolina
J.J. Frazier, Georgia
De'Aaron Fox, Kentucky
Sebastian Saiz, Ole Miss

SECOND TEAM

KeVaughn Allen, Florida
Moses Kingsley, Arkansas
Yante Maten, Georgia
Robert Williams, Texas A&M
Bam Adebayo, Kentucky

PLAYER OF THE YEAR

Malik Monk - Kentucky

COACH OF THE YEAR

Mike White - Florida

FRESHMAN OF THE YEAR

Malik Monk - Kentucky



TOP-RANKED RECRUITING CLASSES ... THE GOLD STANDARD ... BIG BLUE MADNESS ... SWAGGER ... TH
UNRIVALED EXPOSURE ... ADVERSITY ... SOCIAL MEDIA ... THE GRIND ... YOUTH ... MY BROTHER'S
HANGING BANNERS IN RUPP ARENA ... EIGHT NATIONAL CHAMPIONSHIPS ... MOST ALL-TIME WINS ... IN
CHASING YOUR DREAMS ... DRAFT NIGHT ... THE SUCCESS RATE ... CHANGING LIVES ... LOTTERY PICK
OF THE BEST ... TOP-RANKED RECRUITING CLASSES ... THE GOLD STANDARD ... BIG BLUE MADNESS ...
BIGGEST STAGE ... UNRIVALED EXPOSURE ... ADVERSITY ... SOCIAL MEDIA ... THE GRIND ... YOUTH ... MY BR
HANGING BANNERS IN RUPP ARENA ... EIGHT NATIONAL CHAMPIONSHIPS ... MOST ALL-TIME WINS ... IN
CHASING YOUR DREAMS ... DRAFT NIGHT ... THE SUCCESS RATE ... CHANGING LIVES ... LOTTERY PICKS
OF THE BEST ... TOP-RANKED RECRUITING CLASSES ... THE GOLD STANDARD ... BIG BLUE MADNESS ...
BIGGEST STAGE ... UNRIVALED EXPOSURE ... ADVERSITY ... SOCIAL MEDIA ... THE GRIND ... YOUTH ... MY BR
HANGING BANNERS IN RUPP ARENA ... EIGHT NATIONAL CHAMPIONSHIPS ... MOST ALL-TIME WINS ... IN
CHASING YOUR DREAMS ... DRAFT NIGHT ... THE SUCCESS RATE ... CHANGING LIVES ... LOTTERY PICKS
THRIVING UNDER PRESSURE ... EVERYBODY'S SUPER BOWL ... COLLEGE BASKETBALL'S BIGGEST STAGE ...
HAVING A KIND HEART ... NOTHING IS GIVEN ... FINAL FOURS ... CUTTING DOWN NETS ... HAN
IN COLLEGE BASKETBALL HISTORY ... THE KENTUCKY EFFECT ... SUCCEED AND PROCEED ... GRADUATION
NBA ALL-STARS AND MVPS ... NBA WORLD CHAMPIONS ... LA FAMILIA ... RECRUITING THE BEST OF
SWAGGER ... THRIVING UNDER PRESSURE ... EVERYBODY'S SUPER BOWL ... COLLEGE BASKETBALL'S
MY BROTHER'S KEEPER ... HAVING A KIND HEART ... NOTHING IS GIVEN ... FINAL FOURS ... CUTTING DOWN
TOP-RANKED RECRUITING CLASSES ... THE GOLD STANDARD ... BIG BLUE MADNESS ... SWAGGER ... TH
UNRIVALED EXPOSURE ... ADVERSITY ... SOCIAL MEDIA ... THE GRIND ... YOUTH ... MY BROTHER'S
HANGING BANNERS IN RUPP ARENA ... EIGHT NATIONAL CHAMPIONSHIPS ... MOST ALL-TIME WINS ... IN
CHASING YOUR DREAMS ... DRAFT NIGHT ... THE SUCCESS RATE ... CHANGING LIVES ... LOTTERY PICK
OF THE BEST ... TOP-RANKED RECRUITING CLASSES ... THE GOLD STANDARD ... BIG BLUE MADNESS ...
BIGGEST STAGE ... UNRIVALED EXPOSURE ... ADVERSITY ... SOCIAL MEDIA ... THE GRIND ... YOUTH ... MY BR
HANGING BANNERS IN RUPP ARENA ... EIGHT NATIONAL CHAMPIONSHIPS ... MOST ALL-TIME WINS ... IN
CHASING YOUR DREAMS ... DRAFT NIGHT ... THE SUCCESS RATE ... CHANGING LIVES ... LOTTERY PICKS
OF THE BEST ... TOP-RANKED RECRUITING CLASSES ... THE GOLD STANDARD ... BIG BLUE MADNESS ...
BIGGEST STAGE ... UNRIVALED EXPOSURE ... ADVERSITY ... SOCIAL MEDIA ... THE GRIND ... YOUTH ... MY BR
HANGING BANNERS IN RUPP ARENA ... EIGHT NATIONAL CHAMPIONSHIPS ... MOST ALL-TIME WINS ... IN
CHASING YOUR DREAMS ... DRAFT NIGHT ... THE SUCCESS RATE ... CHANGING LIVES ... LOTTERY PICKS
THRIVING UNDER PRESSURE ... EVERYBODY'S SUPER BOWL ... COLLEGE BASKETBALL'S BIGGEST STAGE ...
HAVING A KIND HEART ... NOTHING IS GIVEN ... FINAL FOURS ... CUTTING DOWN NETS ... HAN
IN COLLEGE BASKETBALL HISTORY ... THE KENTUCKY EFFECT ... SUCCEED AND PROCEED ... GRADUATION
NBA ALL-STARS AND MVPS ... NBA WORLD CHAMPIONS ... LA FAMILIA ... RECRUITING THE BEST OF
SWAGGER ... THRIVING UNDER PRESSURE ... EVERYBODY'S SUPER BOWL ... COLLEGE BASKETBALL'S
MY BROTHER'S KEEPER ... HAVING A KIND HEART ... NOTHING IS GIVEN ... FINAL FOURS ... CUTTING DOWN

1947-48 NATIONAL CHAMPIONS



Sitting: Coach Adolph Rupp, Johnny Stough, Ralph Beard, Kenneth Rollins, Cliff Barker, Dale Barnstable, Assistant Coach Harry Lancaster **Standing:** Manager Humzey Yessin, Garland Townes, Jim Jordan, Joe Holland, Alex Groza, Wallace Jones, Jim Line, Roger Day, Trainer Wilbert Bud Berger



KENTUCKY 58, BAYLOR 42 | MARCH 23, 1948 • NEW YORK

GAME REVIEW

| Kentucky PLAYER | FG | FTM | FTA | PF | TP |
|--------------------|-----------|-----------|-----------|-----------|-----------|
| Jones | 4 | 1 | 1 | 3 | 9 |
| Barker | 2 | 1 | 3 | 4 | 5 |
| Line | 3 | 1 | 1 | 3 | 7 |
| Groza | 6 | 2 | 4 | 4 | 14 |
| Holland | 1 | 0 | 0 | 1 | 2 |
| Beard | 4 | 4 | 4 | 1 | 12 |
| Rollins | 3 | 3 | 5 | 3 | 9 |
| Barnstable | 0 | 0 | 1 | 0 | 0 |
| Totals | 23 | 12 | 19 | 19 | 58 |

| Baylor PLAYER | FG | FTM | FTA | PF | TP |
|------------------|-----------|-----------|-----------|-----------|-----------|
| Owen | 2 | 1 | 2 | 0 | 5 |
| DeWitt | 3 | 2 | 4 | 3 | 8 |
| Hickman | 1 | 0 | 0 | 0 | 2 |
| Pulley | 0 | 1 | 1 | 0 | 1 |
| Heathington | 3 | 2 | 4 | 5 | 8 |
| Preston | 0 | 0 | 2 | 2 | 0 |
| Johnson | 3 | 4 | 7 | 5 | 10 |
| Robinson | 3 | 2 | 4 | 4 | 8 |
| Brack | 0 | 0 | 0 | 0 | 0 |
| Totals | 15 | 12 | 24 | 19 | 42 |

Halftime: UK 29, Baylor 16

SEASON RECAP

Behind the Fabulous Five of Ralph Beard, Wah Wah Jones, Alex Groza, Kenny Rollins and Cliff Barker, the 1947-48 Kentucky men's basketball team went 36-3 en route to win the school's first national championship.

Kentucky got off to a quick start to the season, winning its first seven games before falling to Temple in a one-point buzzer-beater. The Wildcats, however, won 27 of their next 28 games, including a 58-38 victory retribution matchup over the Temple Owls. All five of the Wildcat starters were recognized by the Southeastern Conference with Jones, Beard and Rollins being named to the first team. Beard was also named the True Magazine Player of the Year for the second consecutive season.

Following the regular season, the Wildcats breezed through the SEC Tournament, winning the four games by a total of 111 points, including a narrow 54-53 victory over Georgia Tech in the championship game. The NCAA Tournament went much as the conference tourney did. Jones scored 19 points in the opener over Columbia and then UK won an eight-point decision over Holy Cross in the second round to advance

to the championship game against Baylor. Groza poured in 23 points for the 58-42 victory over the Bears.

CHAMPIONSHIP GAME


Alex Groza and Ralph Beard combined for 26 points and the Wildcats' defense held the Bears to 16 first-half points to capture UK's first NCAA title.

The title victory enabled the Wildcats to become only the second team ever to win both the NIT and NCAA titles. UK, which finished the season at 34-2, won the NIT title in 1946.

Paced by Groza and Beard, the Wildcats turned a 29-16 halftime lead into a 44-28 bulge midway through the second half. After Baylor rallied to cut the lead to 11, UK put the game out of reach as Wallace "Wah Wah" Jones scored four points to give the Wildcats a 15-point lead.

In addition to Groza and Beard, the Wildcats also got nine points apiece from Jones and Kenneth Rollins.

1948-49 NATIONAL CHAMPIONS



Sitting: Coach Adolph Rupp, Jim Line, Cliff Barker, John Stough, Ralph Beard, Joe B. Hall, Garland Townes
Assistant Coach Harry Lancaster Standing: Dale Barnstable, Walt Hirsch, Wallace Jones, Alex Groza, Bob Henne, Roger Day, Manager Humzey Yessin



KENTUCKY 46, OKLAHOMA A&M 36 | MARCH 26, 1949 • SEATTLE

GAME REVIEW

| Kentucky | FG | FTM | FTA | PF | TP |
|---------------|-----------|-----------|-----------|-----------|-----------|
| Jones | 1 | 1 | 3 | 3 | 3 |
| Line | 2 | 1 | 2 | 3 | 5 |
| Groza | 9 | 7 | 8 | 5 | 25 |
| Beard | 1 | 1 | 2 | 4 | 3 |
| Barker | 1 | 3 | 3 | 4 | 5 |
| Barnstable | 1 | 1 | 1 | 1 | 3 |
| Hirsch | 1 | 0 | 0 | 1 | 2 |
| Totals | 16 | 14 | 19 | 21 | 46 |

| Oklahoma A&M | FG | FTM | FTA | PF | TP |
|---------------|----------|-----------|-----------|-----------|-----------|
| Yates | 1 | 0 | 0 | 1 | 2 |
| Bradley | 0 | 3 | 5 | 3 | 3 |
| Harris | 3 | 1 | 1 | 5 | 7 |
| Parks | 2 | 3 | 4 | 5 | 7 |
| Shelton | 3 | 6 | 7 | 4 | 12 |
| Jaquet | 0 | 1 | 2 | 0 | 1 |
| McArthur | 0 | 2 | 2 | 1 | 2 |
| Pilgrim | 0 | 2 | 2 | 1 | 2 |
| Smith | 0 | 0 | 0 | 1 | 0 |
| Totals | 9 | 18 | 23 | 21 | 36 |

Halftime: UK 25, Oklahoma A&M 20

SEASON RECAP

With a familiar four starters returning from the Fabulous Five, the 1948-49 Kentucky men's basketball team appeared poised to make a second consecutive title run. The Wildcats raced through the regular season with only one loss, and only three teams throughout the year came within even 10 points of Kentucky. Alex Groza led the team in scoring in 13 of its last 15 games and he broke a UK and Southeastern Conference record with 38 points in a 95-40 win over Georgia on Feb. 21.

The team concluded the regular season with a 70-37 win over Vanderbilt at Alumni Gym, including a last-second 65-foot shot by Cliff Barker. The Cats again swept through the SEC Tournament in nearby Louisville, winning their opening-round game over Florida, 73-36. Kentucky outscored its SEC Tournament opponents by a total of 123 points in a four-game span, including a 68-52 win over Tulane in the conference final.

After being surprisingly upset in the first round of the NIT Tournament, the Wildcats had no trouble in NCAA play. Kentucky defeated Villanova, 85-72, and Illinois, 76-47, to advance to the national title game. Groza, Ralph Beard and Wah Wah Jones were all named All-America

and Groza was named the tournament's MVP. It was no surprise that when the first-ever Associated Press poll was released the following year, the Cats were ranked preseason No. 1.

CHAMPIONSHIP GAME


Paced by Alex Groza's 25 points and a defense that limited the Aggies to a mere nine field goals, the Wildcats were crowned NCAA champions for the second straight year.

Groza, a unanimous selection as the "Player of the Tournament," scored more than twice as many points as any other player. A&M's Jack Shelton was the game's only other player to score in double figures. He finished with 12 points.

The Aggies, coached by Hank Iba, led 5-2, but the Wildcats scored seven straight points, five by Groza, and never trailed again as they took a 25-20 first-half lead.

UK extended the lead to 31-21 early in the second half and coasted the rest of the way.

1950-51 NATIONAL CHAMPIONS



Standing: Frank Ramsey, Shelby Linville, Bill Spivey, Roger Layne, Lou Tsiropoulos, Read Morgan. **Seated:** Coach Adolph Rupp, Cliff Hagan, C.M. Newton, Walt Hirsch, Paul Lansaw, Dwight Price, Assistant Coach Harry Lancaster **Bottom Row:** Lindle Castle, Lucian Whitaker, Bobby Watson, Guy Strong, T. Riddle



KENTUCKY 68, KANSAS STATE 58 | MARCH 27, 1951 • MINNEAPOLIS

GAME REVIEW

| Kentucky | | | | | | |
|---------------|-----------|-----------|-----------|-----------|-----------|--|
| PLAYER | FG | FTM | FTA | PF | TP | |
| Whitaker | 4 | 1 | 0 | 2 | 9 | |
| Linville | 2 | 4 | 8 | 5 | 8 | |
| Spivey | 9 | 4 | 6 | 2 | 22 | |
| Ramsey | 4 | 1 | 3 | 5 | 9 | |
| Watson | 3 | 2 | 4 | 3 | 8 | |
| Hagan | 5 | 0 | 2 | 5 | 10 | |
| Tsiropoulos | 1 | 0 | 0 | 1 | 2 | |
| Newton | 0 | 0 | 0 | 0 | 0 | |
| Totals | 28 | 12 | 23 | 23 | 68 | |

| Kansas State | | | | | | |
|---------------|-----------|-----------|-----------|-----------|-----------|--|
| PLAYER | FG | FTM | FTA | PF | TP | |
| Head | 3 | 2 | 2 | 5 | 8 | |
| Stone | 3 | 6 | 8 | 5 | 12 | |
| Hitch | 6 | 1 | 1 | 5 | 13 | |
| Barrett | 2 | 0 | 2 | 1 | 4 | |
| Iverson | 3 | 1 | 2 | 3 | 7 | |
| Housey | 2 | 0 | 0 | 3 | 4 | |
| Gibson | 0 | 1 | 1 | 5 | 1 | |
| Upson | 0 | 0 | 0 | 1 | 0 | |
| Knostman | 1 | 1 | 2 | 1 | 3 | |
| Peck | 2 | 0 | 1 | 1 | 4 | |
| Schuyler | 1 | 0 | 1 | 1 | 2 | |
| Totals | 23 | 12 | 20 | 31 | 58 | |

Halftime: Kansas State 29, UK 27

SEASON RECAP

Kentucky opened the 1950-51 season on an 84-game home winning streak and the Wildcats began the year by moving from the antiquated Alumni Gym to the new 11,500-seat Memorial Coliseum that was designed to commemorate the Kentuckians who died in World War I, World War II and the Korean War.

Though illness plagued the team and its coach throughout the season, Kentucky compiled a 32-2 record and its third national title in four years. UK defeated archrival Louisville by 11 points, 79-68, in the opening round of the NCAA Tournament before breezing by St. John's in the next round. After posting a narrow 76-74 victory over Illinois in the East Regional championship, the Cats toppled Kansas State, 68-58, in the championship game.

Seven-foot center Bill Spivey led Kentucky, scoring 19.2 points per game during the season. He was followed by the junior duo of Shelby Linville and Bobby Watson, who each averaged 10.4 points per game. The Cats outscored their opponents by 757 points in UK's third championship season.

CHAMPIONSHIP GAME

Bill Spivey scored 22 points and an ailing Cliff Hagan sparked the Wildcats to their third NCAA title.

With a squad consisting of only six healthy players — Walt Hirsch was ineligible and Hagan was plagued by an infected throat — the Wildcats hardly looked like championship material as Kansas State broke out to a 20-12 lead.

It was then that Rupp inserted the ailing Hagan. It was a move that may have proved the difference as the sophomore forward sparked a rally that saw UK cut the Kansas State lead to 29-27 at the half.

Led by Hagan and Spivey, who dominated the boards, UK outscored Kansas State 41-29 in the second half to complete the come-from-behind victory.

1957-58 NATIONAL CHAMPIONS



Sitting: Coach Adolph Rupp, Adrian Smith, John Crigler, Ed Beck, Don Mills, Johnny Cox, Vernon Hatton, Assistant Coach Harry Lancaster **Standing:** Student Manager Jay Atkerson, Earl Adkins, Billy Smith, Phil Johnson, Bill Cassady, Lincoln Collinsworth, Harold Ross



KENTUCKY 84, SEATTLE 72 | MARCH 22, 1958 • LOUISVILLE, KY.

GAME REVIEW

| Kentucky | | | | | | | |
|---------------|-----------|-----------|-----------|-----------|-----------|-----------|-----------|
| PLAYER | FGM | FGA | FTM | FTA | REB | PF | TP |
| Crigler | 5 | 12 | 4 | 7 | 14 | 4 | 14 |
| Cox | 10 | 23 | 4 | 4 | 16 | 3 | 24 |
| Beck | 0 | 1 | 0 | 1 | 3 | 4 | 0 |
| A. Smith | 2 | 8 | 3 | 5 | 6 | 4 | 7 |
| Hatton | 9 | 20 | 12 | 15 | 3 | 3 | 30 |
| Mills | 4 | 9 | 1 | 4 | 5 | 3 | 9 |
| Totals | 30 | 73 | 24 | 36 | 47 | 21 | 84 |

| Seattle | | | | | | | |
|---------------|-----------|-----------|-----------|-----------|-----------|-----------|-----------|
| PLAYER | FGM | FGA | FTM | FTA | REB | PF | TP |
| Frizzell | 4 | 6 | 8 | 11 | 5 | 3 | 16 |
| Brown | 6 | 17 | 5 | 7 | 5 | 5 | 17 |
| Baylor | 9 | 32 | 7 | 9 | 19 | 4 | 25 |
| Harney | 2 | 5 | 0 | 1 | 1 | 1 | 4 |
| Saunders | 0 | 2 | 0 | 0 | 2 | 3 | 0 |
| Ogorek | 4 | 7 | 2 | 2 | 11 | 5 | 10 |
| Plasecki | 0 | 0 | 0 | 0 | 0 | 0 | 0 |
| Totals | 25 | 69 | 22 | 30 | 43 | 21 | 72 |

Halftime: Seattle 39, UK 36

SEASON RECAP

After finishing the previous year with a second-round NCAA tournament loss on their home court, the 1957-58 Kentucky Wildcats, behind the starting lineup of Vernon Hatton, Johnny Cox, John Crigler, Adrian Smith and Ed Beck, lost two of their final five games and appeared an unlikely contender for the national championship.

The Cats were led by Hatton's 17.1 points per game and Cox's 14.9 points per game. Hatton proved his effectiveness as a clutch player by sinking a 47-foot shot at the end of regulation to send UK into overtime against Temple, a game that the Wildcats would win 85-83 after three extra periods. Kentucky breezed past the first two rounds of the NCAA Tournament, held in Lexington, with wins over Miami of Ohio and Notre Dame. UK then faced Temple in the next round and again won a close 61-60 decision.

The Wildcats defeated Seattle 84-72 in an anti-climactic national title, the fourth and final national championship for Adolph Rupp.

CHAMPIONSHIP GAME

Senior Vernon Hatton scored 30 points and the Wildcats overcame a 25-point, 19-rebound performance by Elgin Baylor to capture their fourth NCAA championship.


Led by Hatton and Johnny Cox, who finished with 24 points, the Wildcats twice battled back from 11-point deficits to gain the victory.

Trailing for much of the game, UK grabbed its first lead with 6:08 left when Don Mills hit a hook shot to give the Wildcats a 61-60 lead. Moments later, Cox hit a jump shot to make it 63-60 and UK never trailed again.


John Crigler added 14 points and 14 rebounds for the victors. Mills and Adrian Smith finished with nine and seven points, respectively.

Aside from Baylor, Seattle received 17 points from Charley Brown and 16 from Jerry Frizzell.

1977-78 NATIONAL CHAMPIONS



Sitting: Coach Joe Hall, Jay Shidler, Dwane Casey, Kyle Macy, Jack Givens, Tim Stephens, Chris Gettelfinger, Truman Claytor, Assistant Coach Dick Parsons **Standing:** Assistant Trainer Walt McCombs, Manager Don Sullivan, LaVon Williams, Scott Courts, Mike Phillips, Rick Robey, Chuck Aleksinas, Fred Cowan, James Lee, Assistant Coach Leonard Hamilton, Assistant Coach Joe Dean Jr.



KENTUCKY 94, DUKE 88 | MARCH 27, 1978 • ST. LOUIS

GAME REVIEW

| Kentucky PLAYER | MIN | FG | FT | REB | A | PF | TP |
|--------------------|------------|--------------|--------------|-----------|-----------|-----------|-----------|
| Givens | 37 | 18-27 | 5-8 | 8 | 3 | 4 | 41 |
| Robey | 32 | 8-11 | 4-6 | 11 | 0 | 2 | 20 |
| Phillips | 11 | 1-4 | 2-2 | 2 | 1 | 5 | 4 |
| Macy | 38 | 3-3 | 3-4 | 0 | 8 | 1 | 9 |
| Claytor | 24 | 3-5 | 2-4 | 0 | 3 | 2 | 8 |
| Lee | 20 | 4-8 | 0-0 | 4 | 2 | 4 | 8 |
| Shidler | 16 | 1-5 | 0-1 | 1 | 3 | 3 | 2 |
| Aleksinas | 1 | 0-0 | 0-0 | 0 | 0 | 1 | 0 |
| Williams | 10 | 1-3 | 0-0 | 4 | 0 | 2 | 2 |
| Cowan | 8 | 0-2 | 0-0 | 2 | 0 | 1 | 0 |
| Stephens | 1 | 0-0 | 0-0 | 0 | 0 | 0 | 0 |
| Courts | 1 | 0-0 | 0-0 | 0 | 0 | 0 | 0 |
| Gettelfinger | 1 | 0-0 | 0-0 | 0 | 0 | 0 | 0 |
| Casey | 1 | 0-0 | 0-0 | 0 | 0 | 1 | 0 |
| Totals | 200 | 39-68 | 16-25 | 32 | 20 | 26 | 94 |

| Duke PLAYER | MIN | FG | FT | REB | A | PF | TP |
|----------------|------------|--------------|--------------|-----------|-----------|-----------|-----------|
| Banks | 37 | 6-12 | 10-12 | 8 | 2 | 2 | 22 |
| Dennard | 30 | 5-7 | 0-0 | 8 | 2 | 5 | 12 |
| Gminski | 37 | 6-16 | 8-8 | 12 | 2 | 3 | 20 |
| Harrell | 24 | 2-2 | 0-0 | 0 | 1 | 3 | 4 |
| Spanarkel | 40 | 8-16 | 5-6 | 2 | 3 | 4 | 21 |
| Suddath | 9 | 1-3 | 2-3 | 2 | 0 | 1 | 2 |
| Bender | 17 | 1-2 | 5-5 | 1 | 4 | 3 | 7 |
| Goetsch | 6 | 0-1 | 0-0 | 1 | 0 | 1 | 0 |
| Totals | 200 | 29-59 | 30-34 | 35 | 14 | 22 | 88 |

Technicals — Duke bench
Halftime: UK 45, Duke 38

SEASON RECAP

Regular-season losses to Alabama and LSU were the only blemishes on Kentucky's 1977-78 record, as UK and senior Jack Givens, who averaged 18.1 points per game, went 30-2 for its first NCAA title in 20 years. UK outscored its opponents by 459 points during the season and were aided by 14.4 points per game from 6-foot-10 center Rick Robey.

Originally hailed as an underachieving team, Kentucky overcame obstacles to win the SEC championship and the first NCAA title under head coach Joe B. Hall. The Cats won their last eight regular-season games, including a 92-70 win over UNLV in the home finale, led by 26 points from Robey, and a 78-68 win over Vanderbilt in Nashville, Tennessee.

Characteristically, the Cats had no trouble with their early-round competition in the NCAA Tournament, as Florida State, Miami (Ohio) and Michigan State fell along the way. UK met up with Arkansas in the national semi-final game, which the Wildcats won 64-59, before defeating Duke, 94-88, in the championship final.

CHAMPIONSHIP GAME

Senior Jack Givens put on one of the finest individual performances in NCAA championship history in leading the Wildcats past the Blue Devils.

With many Kentucky fans among the crowd of 18,271 chanting "Goose, Goose," Givens scored 41 points, three short of the record for a championship game, to help the Wildcats to their fifth NCAA title and first in 20 years.


Givens' dominance was clearly evident in the first half as he scored 23 points, including UK's last 16 of the half, to turn a 29-28 UK lead into a 45-38 cushion. It was a deficit from which the Blue Devils would not recover.

Overall, Givens made 18 of 27 field goal attempts, 5 of 8 free throws, and added eight rebounds and three assists.

1995-96 NATIONAL CHAMPIONS



Sitting: Assistant Coach Delray Brooks, Head Coach Rick Pitino, Allen Edwards, Derek Anderson, Jeff Sheppard, Tony Delk, Anthony Epps, Cameron Mills, Wayne Turner, Associate Coach Jim O'Brien, Assistant Coach Winston Bennett **Standing:** Equipment Manager Bill Keightley, Administrative Assistant George Barber, Jason Lathrem, Oliver Simmons, Nazr Mohammed, Mark Pope, Walter McCarty, Antoine Walker, Jared Prickett, Ron Mercer, Trainer Eddie Jamiel, Assistant Strength Coach Layne Kaufman, Strength Coach Shaun Brown



KENTUCKY 76, SYRACUSE 67 | APRIL 1, 1996 • EAST RUTHERFORD, N.J.

GAME REVIEW

| Kentucky | | | | | | | | | | | | |
|---------------|-----|--------------|--------------|-------------|-----------|-----------|-----------|-----------|----------|-----------|-----------|--|
| PLAYER | MIN | FG | 3FG | FT | R | F | A | TO | B | S | TP | |
| Anderson | 16 | 4-8 | 2-3 | 1-1 | 4 | 2 | 1 | 2 | 0 | 3 | 11 | |
| Walker | 32 | 4-12 | 0-1 | 3-6 | 9 | 2 | 4 | 0 | 0 | 4 | 11 | |
| McCarty | 19 | 2-6 | 0-0 | 0-0 | 7 | 3 | 3 | 1 | 0 | 0 | 4 | |
| Delk | 37 | 8-20 | 7-12 | 1-2 | 7 | 2 | 2 | 3 | 1 | 2 | 24 | |
| Epps | 35 | 0-6 | 0-3 | 0-0 | 4 | 1 | 7 | 1 | 0 | 0 | 0 | |
| Pope | 27 | 1-6 | 0-2 | 2-2 | 3 | 3 | 2 | 4 | 0 | 1 | 4 | |
| Mercer | 24 | 8-12 | 3-4 | 1-1 | 2 | 3 | 2 | 0 | 0 | 1 | 20 | |
| Sheppard | 7 | 1-2 | 0-1 | 0-1 | 2 | 3 | 0 | 3 | 0 | 0 | 2 | |
| Edwards | 3 | 0-1 | 0-1 | 0-0 | 0 | 0 | 1 | 1 | 0 | 0 | 0 | |
| Team | | | | | | | 2 | | | | | |
| Totals | | 28-73 | 12-27 | 8-13 | 40 | 19 | 22 | 15 | 1 | 11 | 76 | |

| Syracuse | | | | | | | | | | | | |
|---------------|-----|--------------|-------------|-------------|-----------|-----------|-----------|-----------|----------|----------|-----------|--|
| PLAYER | MIN | FG | 3FG | FT | R | F | A | TO | B | S | TP | |
| Burgan | 39 | 7-10 | 3-5 | 2-5 | 8 | 5 | 1 | 5 | 0 | 1 | 19 | |
| Wallace | 38 | 11-19 | 2-3 | 5-5 | 10 | 5 | 1 | 6 | 1 | 0 | 29 | |
| Hill | 28 | 3-9 | 0-0 | 1-1 | 10 | 2 | 1 | 3 | 1 | 0 | 7 | |
| Sims | 39 | 2-5 | 1-4 | 1-2 | 2 | 2 | 7 | 7 | 0 | 1 | 6 | |
| Cipolla | 35 | 3-8 | 0-3 | 0-0 | 1 | 1 | 2 | 2 | 0 | 4 | 6 | |
| Reafsnnyder | 13 | 0-1 | 0-0 | 0-0 | 4 | 0 | 0 | 1 | 0 | 0 | 0 | |
| Janulis | 8 | 0-0 | 0-0 | 0-0 | 2 | 2 | 0 | 0 | 0 | 0 | 0 | |
| Nelson | 0 | 0-0 | 0-0 | 0-0 | 0 | 0 | 0 | 0 | 0 | 0 | 0 | |
| Team | | | | | | | 1 | | | | | |
| Totals | | 26-52 | 6-15 | 9-13 | 38 | 17 | 12 | 24 | 2 | 6 | 67 | |

Halftime: UK 42, Syracuse 33

SEASON RECAP

Kentucky strung together 25 consecutive wins, including a 16-0 mark in Southeastern Conference play, midway through the 1995-96 season and rolled to its sixth national championship, the first under head coach Rick Pitino. The dynamic duo of Tony Delk (17.8 ppg) and Antoine Walker (15.2 ppg) led the team dubbed "The Untouchables" by Pitino.

A 10-point loss to UMass in the second game of the season would be the only smudge on the Wildcats' schedule as they entered SEC Tournament play. UK posted dominating wins over Florida (100-76) and Arkansas (95-75) in the first two rounds of the tournament, but an upstart Mississippi State team shot 60 percent from the 3-point arc to hand UK a shocking 84-73 loss in the title game.

Kentucky still earned a No. 1 seed in the NCAA Tournament's Dallas Regional and stomped San Jose State and Virginia Tech to easily advance to the Sweet 16. The competition proved no tougher in the next two rounds as the Wildcats outscored Utah and Wake Forest by a combined 62 points. A rematch with UMass awaited in the national semifinal, but Kentucky had no trouble with

John Calipari's Minutemen, surpassing them 81-74. The Wildcats, behind six first-half 3-pointers by Delk, defeated Syracuse, 76-67, in the national title game.

CHAMPIONSHIP GAME

Tony Delk tied a championship game record with seven 3-pointers and the Wildcats withstood a late Orangemen rally to win UK's sixth national title before a capacity crowd of 19,229 in the Continental Airlines Arena at the Meadowlands.

Delk, the Final Four's Most Outstanding Player, canned seven of 12 3-pointers to lead the Cats with 24 points. But after Syracuse had cut the lead to two, 64-62, with 4:46 remaining, a Delk misfire was tipped in by Walter McCarty to extend UK's lead to four. After holding the Orangemen on the next possession, Derek Anderson drained a 3 to push the lead to seven. SU would get no closer than five in the final minutes.

Delk was joined on the Final Four All-Tournament team by freshman Ron Mercer, who was sensational off the bench, scoring a career-high 20 points on 8-of-12 shooting from the field, including 3 of 4 from 3-point range.

1997-98 NATIONAL CHAMPIONS



Sitting: Assistant Coach Mike Sutton, Head Coach Orlando "Tubby" Smith, Saul Smith, Cameron Mills, Jeff Sheppard, Wayne Turner, Steve Masiello, Assistant Coach George Felton, Assistant Coach Shawn Finney **Standing:** Special Assistant Leon Smith, Administrative Assistant Simeon Mars, Equipment Manager Bill Keightley, Ryan Hogan, Heshimu Evans, Scott Padgett, Nazr Mohammed, Jamaal Magloire, Michael Bradley, Myron Anthony, Allen Edwards, Trainer Eddie Jamiel, Strength Coach Tom Boyd



KENTUCKY 78, UTAH 69 | MARCH 30, 1998 • SAN ANTONIO

GAME REVIEW

| Kentucky | | | | | | | | | | | | |
|---------------|-----|--------------|-------------|--------------|-----------|-----------|-----------|-----------|----------|----------|-----------|--|
| PLAYER | MIN | FG | 3FG | FT | R | F | A | TO | B | S | TP | |
| Edwards | 24 | 2-7 | 0-3 | 0-0 | 1 | 0 | 5 | 0 | 0 | 1 | 4 | |
| Padgett | 33 | 6-11 | 1-5 | 4-4 | 5 | 4 | 1 | 0 | 0 | 0 | 17 | |
| Mohammed | 13 | 5-9 | 0-0 | 0-0 | 2 | 4 | 0 | 1 | 2 | 0 | 10 | |
| Turner | 27 | 2-5 | 0-1 | 2-4 | 2 | 0 | 4 | 5 | 0 | 3 | 6 | |
| Sheppard | 34 | 7-14 | 0-2 | 2-2 | 4 | 1 | 3 | 2 | 0 | 2 | 16 | |
| Magloire | 22 | 2-3 | 0-0 | 3-3 | 2 | 4 | 1 | 0 | 3 | 0 | 7 | |
| Evans | 23 | 3-4 | 2-2 | 2-2 | 6 | 1 | 0 | 3 | 1 | 1 | 10 | |
| Mills | 12 | 2-4 | 2-4 | 2-2 | 0 | 0 | 1 | 0 | 0 | 0 | 8 | |
| Smith | 7 | 0-0 | 0-0 | 0-0 | 0 | 0 | 0 | 0 | 0 | 0 | 0 | |
| Bradley | 5 | 0-0 | 0-0 | 0-0 | 1 | 1 | 0 | 0 | 0 | 0 | 0 | |
| Team | | | | | | 1 | | | | | | |
| Totals | | 29-57 | 5-17 | 15-17 | 24 | 15 | 15 | 11 | 6 | 7 | 78 | |

| Utah | | | | | | | | | | | | |
|---------------|-----|--------------|-------------|--------------|-----------|-----------|-----------|-----------|----------|----------|-----------|--|
| PLAYER | MIN | FG | 3FG | FT | R | F | A | TO | B | S | TP | |
| Mottola | 28 | 4-10 | 1-3 | 6-6 | 8 | 4 | 0 | 3 | 0 | 0 | 15 | |
| Jensen | 35 | 5-6 | 1-1 | 3-3 | 2 | 2 | 2 | 1 | 0 | 0 | 14 | |
| Doleac | 34 | 5-12 | 1-1 | 4-6 | 10 | 2 | 1 | 1 | 2 | 3 | 15 | |
| Miller | 37 | 6-15 | 0-3 | 4-7 | 6 | 5 | 5 | 8 | 0 | 2 | 16 | |
| Hansen | 32 | 1-6 | 0-2 | 0-0 | 5 | 2 | 1 | 2 | 0 | 3 | 2 | |
| Johnsen | 16 | 3-4 | 1-2 | 0-0 | 4 | 0 | 0 | 3 | 0 | 0 | 7 | |
| McTavish | 3 | 0-0 | 0-0 | 0-0 | 0 | 1 | 2 | 0 | 0 | 0 | 0 | |
| Jackson | 10 | 0-1 | 0-1 | 0-0 | 0 | 2 | 1 | 0 | 0 | 0 | 0 | |
| Caton | 5 | 0-1 | 0-1 | 0-0 | 0 | 0 | 0 | 0 | 0 | 0 | 0 | |
| Team | | | | | | 4 | | | | | | |
| Totals | | 24-55 | 4-14 | 17-22 | 39 | 18 | 12 | 18 | 2 | 8 | 69 | |

Halftime: Utah 41, UK 31

SEASON RECAP

The team that became known as the "Comeback Cats," the 1997-98 Kentucky Wildcats captured their second NCAA title in three years after overcoming a 10-point halftime deficit against Utah in the national championship game. UK was 10-3 in games decided by 10 points or less and 7-1 in games decided by three points or less during the season.

Kentucky's players provided a balanced attack, as all five starters averaged more than nine points per game with senior guard Jeff Sheppard averaging 13.7 points per game and junior center Nazr Mohammed averaging 12.0 points per game. The Wildcats rolled to an 86-56 victory over South Carolina in the SEC Tournament final and then sprinted past South Carolina State, St. Louis and UCLA in the first three rounds of the NCAA Tournament.

CHAMPIONSHIP GAME

Kentucky battled back from a 41-31 halftime deficit to Utah — the largest halftime margin ever overcome in an NCAA title game — to claim the school's seventh national championship before 40,509 fans in the Alamodome.

Utah was propelled to the early lead thanks to a 24-6 rebounding advantage in the first half. But Heshimu Evans sparked the "Comeback Cats" off the bench with seven straight points early in the second half. Later, Final Four Most Outstanding Player Jeff Sheppard canned a baseline jumper with 4:54 remaining to give UK a 65-64 lead. The exhausted Utes then missed 11 consecutive field goals as the Wildcats claimed their second NCAA championship in three years.

Scott Padgett joined Sheppard on the All-Final Four team after scoring 17 points. UK outrebounded the Utes 18-15 in the second half.

2011-12 NATIONAL CHAMPIONS



Sitting: Assistant Coach Kenny Payne, Assistant Coach Orlando Antigua, Brian Long, Sam Malone, Doron Lamb, Marquis Teague, Ryan Harrow, Jarrod Polson, Head Coach John Calipari, Assistant Coach John Robic **Standing:** Jon Hood, Michael Kidd-Gilchrist, Terrence Jones, Kyle Wiltjer, Anthony Davis, Eloy Vargas, Darius Miller, Twany Beckham



KENTUCKY 67, KANSAS 59 | APRIL 2, 2012 • NEW ORLEANS

GAME REVIEW

| Kansas | MIN | FG | 3FG | FT | R | F | A | TO | B | S | TP |
|---------------|--------------|-------------|--------------|-----------|-----------|----------|----------|----------|----------|-----------|----|
| Robinson | 36 | 6-17 | 0-0 | 6-7 | 17 | 2 | 1 | 1 | 0 | 0 | 18 |
| Withy | 32 | 2-8 | 0-0 | 1-1 | 7 | 2 | 1 | 1 | 4 | 2 | 5 |
| Taylor | 36 | 8-17 | 1-1 | 2-3 | 4 | 1 | 3 | 5 | 0 | 1 | 19 |
| Johnson | 36 | 5-13 | 3-7 | 0-0 | 2 | 1 | 2 | 2 | 0 | 1 | 13 |
| Releford | 30 | 1-6 | 1-2 | 1-2 | 1 | 5 | 1 | 0 | 0 | 1 | 4 |
| Teahan | 17 | 0-1 | 0-1 | 0-0 | 0 | 1 | 1 | 0 | 0 | 1 | 0 |
| Wesley | 2 | 0-0 | 0-0 | 0-0 | 0 | 0 | 0 | 0 | 0 | 0 | 0 |
| Young | 11 | 0-0 | 0-0 | 0-2 | 3 | 4 | 0 | 0 | 1 | 0 | 0 |
| Team | | | | | 1 | | | | | | |
| Totals | 22-62 | 5-11 | 10-15 | 35 | 16 | 9 | 9 | 5 | 6 | 59 | |

| Kentucky | MIN | FG | 3FG | FT | R | F | A | TO | B | S | TP |
|----------------|--------------|-------------|--------------|-----------|-----------|-----------|-----------|-----------|----------|-----------|----|
| Jones | 29 | 4-7 | 0-1 | 1-2 | 7 | 4 | 0 | 2 | 2 | 1 | 9 |
| Davis | 36 | 1-10 | 0-0 | 4-6 | 16 | 2 | 5 | 3 | 6 | 3 | 6 |
| Kidd-Gilchrist | 35 | 4-7 | 0-1 | 3-4 | 6 | 2 | 1 | 1 | 1 | 0 | 11 |
| Lamb | 35 | 7-12 | 3-6 | 5-6 | 2 | 2 | 3 | 1 | 0 | 0 | 22 |
| Teague | 34 | 5-14 | 2-3 | 2-3 | 2 | 2 | 3 | 2 | 0 | 0 | 14 |
| Miller | 25 | 2-5 | 1-2 | 0-0 | 6 | 2 | 0 | 2 | 2 | 0 | 5 |
| Vargas | 3 | 0-0 | 0-0 | 0-0 | 0 | 1 | 0 | 0 | 0 | 0 | 0 |
| Wiltjer | 3 | 0-1 | 0-1 | 0-0 | 0 | 0 | 0 | 0 | 0 | 0 | 0 |
| Team | | | | | 4 | | | | | | |
| Totals | 23-56 | 6-14 | 15-21 | 43 | 15 | 12 | 11 | 11 | 4 | 67 | |

Halftime: UK 41, KU 27

SEASON RECAP

On the heels of a school record 30-win regular season, including a 24-game winning streak and 16-0 mark in league play, Kentucky earned the overall No. 1 seed in the NCAA Tournament. The Wildcats defeated in-state rival Louisville, 69-61, to earn a spot in the championship game en route to Kentucky's eighth national title and John Calipari's first.

The Wildcats scoring was as balanced as ever with five players averaging double figures, led by Anthony Davis' 14.2. Doron Lamb (13.7), Terrence Jones (12.3), Michael Kidd-Gilchrist (11.9) and Marquis Teague (10.0) rounded out UK's top five in scoring.

Davis finished with a 10.4 rebounding average and a national-best 4.7 blocks per game shattering the school, SEC and NCAA freshman records for blocks in a season.

CHAMPIONSHIP GAME

Kentucky's top freshman, Anthony Davis, had a rough shooting night, but John Calipari coached this team to a wire-to-wire victory to cap a season that cried for no less

than a championship for their ol' Kentucky home.

Doron Lamb led the Wildcats with 22 points, including back-to-back 3-pointers that put them up by 16 with 10 minutes left.

The Jayhawks, kings of the comeback all season, fought to the finish and trimmed that deficit to five with 1:37 left. But Kentucky made five free throws down the stretch to seal the win.

Michael Kidd-Gilchrist was another headliner, creating space for himself to score all 11 of his points in the first half.

Davis, meanwhile, might have had the most dominating six-point night in the history of college basketball, earning the nod as the most outstanding player. He finished with 16 rebounds, six blocks, five assists and three steals - and made his only field goal with 5:13 left in the game. It was a surefire illustration of how the 6-foot-10 freshman could exert his will on a game even on a rare night when the shots weren't falling.

HELMS NATIONAL TITLES



1933 HELMS NATIONAL TITLISTS


Front Row: J.W. Biggerstaff, Evan Settle, Charles Gates, Vernon Nugent, Jack Tucker, Maurice Jackson, Dave Lawrence **Middle Row:** Coach Adolph Rupp, Athletic Director S.A. Boles, Ralph Kercheval, William Davis, Ellis Johnson, Darrell Darby, Trainer Frank Mann, Asst. Coach Len Miller **Back Row:** Crittenden Blair, Berkley Davis, John Morris, Forest Sale, John DeMoisey, George Yates, Howard Kreuter, Manager Charles Maxson

THE HELMS ATHLETIC FOUNDATION


Founded in Los Angeles in the mid-1930s by Bill Schroeder and Paul Helms, the Helms Foundation researched records to rank the nation's top teams dating back to 1901. From 1939, when the NCAA Tournament started, the Helms and NCAA champions were the same, except for 1939, '40, '44, '54. In addition to its NCAA championship years of 1948, '49, '51, '58, '78, '96 and '98, Kentucky was named the Helms national champion in 1933 (20-3) and 1954 (25-0).

Kentucky players Forest Sale (1933) and Leroy Edwards (1935) were named Helms national players of the year.

NATIONAL HELMS PLAYER OF THE YEAR




Forest Sale
1933



1954 HELMS NATIONAL TITLISTS

Front Row: Coach Adolph Rupp, Linville Puckett, Jess Curry, Gayle Rose, Clay Evans, Willie Rouse, Dan Chandler, Pete Grigsby, Assistant Coach Harry Lancaster **Back Row:** Student Manager Mike Dolan, Hugh Coy, Cliff Hagan, Lou Tsiropoulos, Jerry Bird, Phil Grawemeyer, Harold Hurst, Bill Bibb, Frank Ramsey, Bill Evans



Leroy Edwards
1935



A former UK media guide began, "In the storied land of Kentucky Colonels, there dwelled but one Baron, a man of consummate pride and a molder of powerful teams which for more than four decades made the name University of Kentucky synonymous with the game of basketball."



ADOLPH RUPP

UK Record: 876-190 (82.2%), 41 years* | 1931-72
Alma Mater (Year): Kansas (1923)
Hometown: Halstead, Kan.
Born: Sept. 2, 1901 | **Died:** Dec. 10, 1977 (age 76)

even today. To become the winningest coach in his sport, Rupp passed his mentor, Coach Allen, on March 12, 1966, with his 747th victory against Dayton in the Mideast Regional. He achieved the top ranking when he passed Western Kentucky's E.A. Diddle with victory No. 760 on Feb. 18, 1967, at Mississippi State.

He finished with 876 wins when he retired in 1972, a mark that stood for 25 years until North Carolina's Dean Smith moved ahead in 1997.

Among the many UK victories were four NCAA ti-

ties (1948, '49, '51 and '58), one Olympic Gold Medal (1948), one NIT championship (1946), 27 Southeastern Conference titles, and his Wildcats were voted No. 1 in the final polls on six different occasions.

Rupp coached some of America's best – Sale, Beard, Groza, Hagan, Ramsey, Cox, Hattton, Nash, Riley and Issel. Thirty-two of his Cats were voted All-Americans 50 times and 52 players were honored 91 times as All-Southeastern Conference performers.

His teams were unmatched in league play, earning a 400-74 (84.4 percent) record against SEC competition. In the conference tournament, Rupp's Wildcats were 57-6, winning 13 titles in 19 appearances.

Before the end of his 42-year career, the four-time National Coach of the Year was inducted into the Naismith Hall of Fame in 1969. Rupp also earned SEC Coach of the Year honors on seven occasions.

* 1952-53 no schedule

Joe B. Hall, who grew up just 20 minutes north of the University of Kentucky campus in Cynthiana, had the unenviable task of following the legendary Adolph Rupp, who was forced to retire at age 70. But Hall, the former Rupp assistant, met the challenge head on, coaching three teams to the Final Four (1975, '78 and '84) and winning the 1978 NCAA championship, the school's fifth title and first in 20 seasons.



JOE B. HALL

UK Record: 297-100 (74.8%), 13 years | 1973-85
Alma Mater (Year): Kentucky (1955)
Hometown: Cynthiana, Ky.
Born: Nov. 30, 1928

and set a single-game scoring record. Following his college career, Hall toured Europe with the Harlem Globetrotters in 1951, but later returned to UK and completed his degree requirements.

His coaching career began at Shepherdsville (Ky.) High School in 1956. It continued on to Regis College in Denver, where he spent five years (57-50 record), and Central Missouri State, where he recorded a 19-6 mark in one season before returning to UK as an assistant to Rupp on July 1, 1965.

As the UK head coach, Hall won national coach of the year honors in 1978 and four Southeastern Conference Coach of the Year awards. He had seven players win All-America honors 11 times and nine Wildcats were voted All-SEC on 18 occasions.

Hall's squads recorded a 172-62 (73.5 percent) record versus SEC competition during the regular season, winning eight SEC titles in 13 seasons and one league tournament championship in six tries.

While Coach Rupp witnessed 37 of his players drafted by the NBA, Hall saw 23 players drafted during his 13-year tenure, five in the first round.

Retired, Hall still resides in Lexington.

Promising to win right away, the 36-year-old coach from the New York Knicks accepted the challenge of rebuilding the Kentucky basketball dynasty. Pitino came to UK with impressive credentials, having rebuilt Boston U., Providence and the Knicks. His first UK team, "Pitino's Bombinos," shocked the college basketball world by defeating Shaquille O'Neal, Chris Jackson and the No. 9-ranked LSU Tigers in Lexington en route to a surprising 14-14 record in 1989-90.



RICK PITINO

UK Record: 219-50 (81.4%), 8 years | 1990-97
Alma Mater (Year): Massachusetts (1974)
Hometown: New York
Born: Sept. 18, 1952

many have labeled "the greatest college basketball game ever played."

In 1993, with Jamal Mashburn leading the charge, UK advanced to the Final Four for the first time in nine years, losing to Michigan in overtime. After an Elite Eight finish in '95, Pitino's squad became the team to beat in '96. Highlights included the school's first league championship in 10 seasons, a 27-game win streak, a top-three ranking nearly the entire season, and the crowning jewel, the school's sixth NCAA title.

After UK lost four players to the NBA Draft, Pitino's

task of defending the national championship became more difficult after star-guard Derek Anderson severely injured his knee during the '97 season. But the Cats wouldn't fold, rolling to the title game before losing to Arizona in overtime.

Along the way, Pitino won five of six SEC Tournament championships, two ECAC Holiday Classics, the Maui Invitational and the Great Alaska Shootout. He had a 104-28 record versus SEC teams, winning two league crowns, and an amazing 17-1 record in the SEC tournament.

He coached three All-Americans and eight All-SEC performers. The NBA drafted eight of his Wildcats, six in the first round, including three lottery picks.

Following the national runner-up trophy in 1997, the former point guard at UMass left UK for the challenge of rebuilding the NBA's Boston Celtics. He currently coaches at Louisville.

As Kentucky made its run to the NCAA's 2005 Elite Eight, national media members began to notice unusual traits about Tubby Smith's latest group of Wildcats. For instance, no player scored 15 or more points a game. No one averaged eight rebounds. As many as 13 players routinely saw action, often in the first half alone.



ORLANDO "TUBBY" SMITH

UK Record: 263-83 (76.0%), 10 years | 1998-2007
Alma Mater (Year): High Point (N.C.) (1973)
Hometown: Scotland, Md.
Born: June 30, 1951

talent. He won with future NBA stars and with walk-ons from within the Commonwealth. He won with experience and with new players.

In a nutshell, he won.

He arrived in Lexington in 1997 and guided Kentucky to one national championship, five Southeastern Conference crowns and five SEC Tournament titles, with six Sweet 16 finishes in his 10 seasons. At the time, he

totaled 100 wins quicker than any other Wildcat coach except Hall of Famer Adolph Rupp, reaching the plateau in 130 games. He won 76 percent of his games despite playing a schedule that annually ranked among the nation's best.

In NCAA Tournament play, Smith finished his career at UK with the sixth-best winning percentage (.690) among active coaches, trailing Duke's Mike Krzyzewski and Michigan State's Tom Izzo, among others, with a sterling 29-13 record.

Even more impressive, Smith averaged nearly 26 wins per season at Kentucky. In the SEC Tournament, he was 20-5 at UK, and he won a league championship seven times in his 10 years as head coach. He currently coaches at Memphis.



Championship Coaches

Kentucky head coach John Calipari reached the mountaintop in his third year in Lexington, guiding Kentucky to its eighth national championship and 15th Final Four. In doing so, he claimed his first national championship and his fourth appearance in the Final Four. He is one of only two coaches to lead three different schools to a Final Four (UMass-1996; Memphis-2008; Kentucky-2011, '12, '14, '15).



JOHN CALIPARI

UK Record: 249-53 (82.5%), 8 years | 2010-Pres.
Alma Mater (Year): Clarion (1982)
Hometown: Moon Township, Pa.
Born: Feb. 10, 1959

team (two to the draft, one to graduation), but Calipari reloaded with the nation's top-ranked recruiting class for the third straight season. Included in the class were eventual National Player of the Year Anthony Davis and All-American Michael Kidd-Gilchrist.

En route to the national championship, Calipari guided the Wildcats to an NCAA-record-tying 38 wins, a perfect 16-0 mark in the Southeastern Conference, the school's 45th SEC championship and extended his winning streak in Rupp Arena to 51 straight games.

Prior to guiding Kentucky to its eighth championship, Calipari quickly returned the greatest tradition in all of college basketball to its rightful spot.

Calipari also directed the 2015 squad to a 38-0 start, the best-ever in college basketball. He has led teams to four Final Fours in six seasons (2011, 12, 14, 15) and won at least 25 games in all but one of his eight seasons. The Wildcats have claimed five regular-season Southeastern Conference titles and five tournament titles.

Furthermore, 31 players have been drafted to the NBA with 24 going in the draft's opening round under his direction. All 17 players who have been eligible to graduate by the end of their senior years have received their degrees, including three players who have graduated in just three years.

COACHING SUMMARY

Table with 7 columns: YEARS, NAME, TENURE, WON, LOST, PCT., BEST SEASON. Lists coaching records from 1903-09 to 2010-present.

22 Coaches In 115 Seasons

Games Won—2,237, Lost—682, Tied—1

- Unique tie game resulted from scorer's error discovered after game
+ No schedule played in 1953 — Rupp's record for 41 seasons. Five wins in 1966 International Universities Tournament in Israel not included in team totals
« Basketball at UK reportedly started when W.W.H. Mustaine called together some students, took up a collection totaling \$3 for a ball and told them to start playing. There was no official coach from 1903 until 1910. Managers ran the team
Three games from 1988 NCAA Tournament vacated by decree of NCAA



John Calipari was named the winner of the 2015 Naismith Men's College Coach of the Year award.

NATIONAL COACH OF THE YEAR

Adolph Rupp - 1959 (UPI)

Adolph Rupp - 1966 (UPI, USBWA, TSN)

Adolph Rupp - 1970 (TSN)

Joe B. Hall - 1978 (Kelllogg's)

Eddie Sutton - 1986 (AP, NABC)

Rick Pitino - 1990 (Basketball Times)

Rick Pitino - 1991 (Sporting News)

Tubby Smith - 1998 (Basketball Weekly)

Tubby Smith - 2003 (AP, NABC, USBWA, Naismith, Sporting News, CBS/Chevrolet, Basketball Times)

Tubby Smith - 2005 (Jim Phelan Award)

John Calipari - 2010 (Adolph Rupp Cup)

John Calipari - 2015 (AP, Naismith, NABC, Sporting News, Adolph Rupp Cup)

SOUTHEASTERN CONFERENCE COACH OF THE YEAR

Table with 4 columns: AP, UPI, Coaches. Lists Southeastern Conference Coach of the Year winners from 1964 to 1972.

Table with 4 columns: AP, UPI, Coaches. Lists Southeastern Conference Coach of the Year winners from 1975 to 1996.

Table with 4 columns: AP, UPI, Coaches. Lists Southeastern Conference Coach of the Year winners from 1998 to 2015.

WINGED FOOT AWARD

(Given annually since 1996 by the New York Athletic Club to the coach of the NCAA Champions)

Rick Pitino - 1996

Tubby Smith - 1998

John Calipari - 2012



embrace
DREAMS

TOP-RANKED RECRUITING CLASSES ... THE GOLD STANDARD ... BIG BLUE MADNESS ... SWAGGER
THRIVING UNDER PRESSURE ... EVERYBODY'S SUPER BOWL ... COLLEGE BASKETBALL'S BIGGEST STAGE
UNRIVALED EXPOSURE ... ADVERSITY ... SOCIAL MEDIA ... THE GRIND ... YOUTH ... MY BROTHER'S KEEPER
HAVING A KIND HEART ... NOTHING IS GIVEN ... FINAL FOURS ... CUTTING DOWN NETS
HANGING BANNERS IN RUPP ARENA ... EIGHT NATIONAL CHAMPIONSHIPS ... MOST ALL-TIME WINS
IN COLLEGE BASKETBALL HISTORY ... THE KENTUCKY EFFECT ... SUCCEED AND PROCEED ... GRADUATION
CHASING YOUR DREAMS ... DRAFT NIGHT ... THE SUCCESS RATE ... CHANGING LIVES ... LOTTERY PICKS
NBA ALL-STARS AND MVPS ... NBA WORLD CHAMPIONS ... LA FAMILIA ... RECRUITING THE BEST
OF THE BEST ... TOP-RANKED RECRUITING CLASSES ... THE GOLD STANDARD ... BIG BLUE MADNESS
SWAGGER ... THRIVING UNDER PRESSURE ... EVERYBODY'S SUPER BOWL ... COLLEGE BASKETBALL'S
BIGGEST STAGE ... UNRIVALED EXPOSURE ... ADVERSITY ... SOCIAL MEDIA ... THE GRIND ... YOUTH
MY BROTHER'S KEEPER ... HAVING A KIND HEART ... NOTHING IS GIVEN ... FINAL FOURS ... CUTTING DOWN
NETS ... HANGING BANNERS IN RUPP ARENA ... EIGHT NATIONAL CHAMPIONSHIPS ... MOST ALL-TIME WINS
IN COLLEGE BASKETBALL HISTORY ... THE KENTUCKY EFFECT ... SUCCEED AND PROCEED ... GRADUATION
CHASING YOUR DREAMS ... DRAFT NIGHT ... THE SUCCESS RATE ... CHANGING LIVES ... LOTTERY PICKS
TOP-RANKED RECRUITING CLASSES ... THE GOLD STANDARD ... BIG BLUE MADNESS ... SWAGGER
THRIVING UNDER PRESSURE ... EVERYBODY'S SUPER BOWL ... COLLEGE BASKETBALL'S BIGGEST STAGE
UNRIVALED EXPOSURE ... ADVERSITY ... SOCIAL MEDIA ... THE GRIND ... YOUTH ... MY BROTHER'S KEEPER
HAVING A KIND HEART ... NOTHING IS GIVEN ... FINAL FOURS ... CUTTING DOWN NETS
HANGING BANNERS IN RUPP ARENA ... EIGHT NATIONAL CHAMPIONSHIPS ... MOST ALL-TIME WINS
IN COLLEGE BASKETBALL HISTORY ... THE KENTUCKY EFFECT ... SUCCEED AND PROCEED ... GRADUATION
CHASING YOUR DREAMS ... DRAFT NIGHT ... THE SUCCESS RATE ... CHANGING LIVES ... LOTTERY PICKS
NBA ALL-STARS AND MVPS ... NBA WORLD CHAMPIONS ... LA FAMILIA ... RECRUITING THE BEST
OF THE BEST ... TOP-RANKED RECRUITING CLASSES ... THE GOLD STANDARD ... BIG BLUE MADNESS
SWAGGER ... THRIVING UNDER PRESSURE ... EVERYBODY'S SUPER BOWL ... COLLEGE BASKETBALL'S
BIGGEST STAGE ... UNRIVALED EXPOSURE ... ADVERSITY ... SOCIAL MEDIA ... THE GRIND ... YOUTH
MY BROTHER'S KEEPER ... HAVING A KIND HEART ... NOTHING IS GIVEN ... FINAL FOURS ... CUTTING DOWN
NETS ... HANGING BANNERS IN RUPP ARENA ... EIGHT NATIONAL CHAMPIONSHIPS ... MOST ALL-TIME WINS



WILDCATS IN THE NBA



WILDCATS IN THE NBA

ANDERSON, Derek – Cleveland Cavaliers (1998-99), Los Angeles Clippers (2000), San Antonio Spurs (2001), Portland Trail Blazers (2002-05), Houston Rockets (2006), Miami Heat (2006), Charlotte Bobcats (2007-08)

AZUBUIKE, Keleena – Golden State Warriors (2007-10), New York Knicks (2011), Dallas Mavericks (2012)

BARKER, Cliff – Indianapolis Olympians (1950-52)

BEARD, Ralph – Indianapolis Olympians (1950-51)

BENNETT, Winston – Cleveland Cavaliers (1990-92), Miami Heat (1992)

BIRD, Jerry – New York Knicks (1959)

BLEDSE, Eric – Los Angeles Clippers (2011-13), Phoenix Suns (2014-17)

BOGANS, Keith – Orlando Magic (2004), Charlotte Bobcats (2005-06), Houston Rockets (2006), Orlando Magic (2007-09), Milwaukee Bucks (2009), San Antonio Spurs (2010), Chicago Bulls (2011), New Jersey/Brooklyn Nets (2012-13), Boston Celtics (2014)

BOOKER, Devin – Phoenix Suns (2016-17)

BOWIE, Sam – Portland Trail Blazers (1985-89), New Jersey Nets (1990-93), Los Angeles Lakers (1994-95)

BURROW, Bob – Rochester Royals (1957), Minneapolis Lakers (1958)

CAULEY-STEIN, Willie – Sacramento Kings (2016-17)

CHAPMAN, Rex – Charlotte Hornets (1989-92), Washington Bullets (1992-95), Miami Heat (1996), Phoenix Suns (1997-2000)

CLUGGISH, Bob – New York Knicks (1947)

CONLEY, Larry – Kentucky Colonels [ABA] (1968)

CONNER, Jimmy Dan – Kentucky Colonels [ABA] (1976)

COUSINS, DeMarcus – Sacramento Kings (2011-17), New Orleans Pelicans (2017)

COX, Johnny – Chicago Zephyrs (1963)

CRAWFORD, Joe – New York Knicks (2009)

DAMPIER, Louie – Kentucky Colonels [ABA] (1968-76), San Antonio Spurs (1977-79)

DANIELS, Erik – Sacramento Kings (2005)

DAVIS, Anthony – New Orleans Pelicans (2013-17)

DELK, Tony – Charlotte Hornets (1997-98), Golden State Warriors (1998-99), Sacramento Kings (2000), Phoenix Suns (2000-01), Boston Celtics (2002-03), Dallas Mavericks (2004), Atlanta Hawks (2005-06), Detroit Pistons (2006)

FEIGENBAUM, George – Baltimore Bullets (1950), Milwaukee Hawks (1953)

FITCH, Gerald – Miami Heat (2006)

FLYNN, Mike – Indiana Pacers (1976-78) [ABA in 1976]

GIVENS, Jack – Atlanta Hawks (1979-80)

GOODWIN, Archie – Phoenix Suns (2014-17), New Orleans Pelicans (2017), Brooklyn Nets (2017)

GREVEY, Kevin – Washington Bullets (1976-83), Milwaukee Bucks (1984-85)

GROZA, Alex – Indianapolis Olympians (1950-51)

HAGAN, Cliff – St. Louis Hawks (1957-66), Dallas Chaparrals [ABA] (1968-70)

HANSON, Reggie – Boston Celtics (1998)

HARRELLSON, Josh – New York Knicks (2012), Miami Heat (2013), Detroit Pistons (2014)

HARRISON, Aaron – Charlotte Hornets (2016-17)

HARRISON, Andrew – Memphis Grizzlies (2017)

HATTON, Vernon – Cincinnati Royals (1959), Philadelphia Warriors (1959-61), St. Louis Hawks (1962)

HAYES, Chuck – Houston Rockets (2005-11), Sacramento Kings (2012-13), Toronto Raptors (2014-15)

HOLLAND, Joe – Indianapolis Olympians (1950-52)

ISSEL, Dan – Kentucky Colonels [ABA] (1971-75), Denver Nuggets (1976-85) [ABA in 1976]

JOHNSON, Larry – Buffalo Braves (1978)

JONES, Terrence – Houston Rockets (2013-16), New Orleans Pelicans (2017), Milwaukee Bucks (2017)

JONES, Wah Wah – Indianapolis Olympians (1950-52)

KANTER, Enes – Utah Jazz (2012-15), Oklahoma City Thunder (2015-17)

KIDD-GILCHRIST, Michael – Charlotte Hornets (2013-17)

KNIGHT, Brandon – Detroit Pistons (2012-13), Milwaukee Bucks (2014-15), Phoenix Suns (2015-17)

KRON, Tommy – St. Louis Hawks (1967), Seattle SuperSonics (1968-69), Kentucky Colonels [ABA] (1970)

LABISIERE, Skal – Sacramento Kings (2017)

LAMB, Doron – Milwaukee Bucks (2013), Orlando Magic (2013-14)

LIGGINS, DeAndre – Orlando Magic (2012), Oklahoma City Thunder (2013), Cleveland Cavaliers (2017), Dallas Mavericks (2017)

LOCK, Rob – Los Angeles Clippers (1989)

LYLES, Trey – Utah Jazz (2016-17)

MACY, Kyle – Phoenix Suns (1981-85), Chicago Bulls (1986), Indiana Pacers (1987)

MAGLOIRE, Jamaal – Charlotte/New Orleans Hornets (2001-05), Milwaukee Bucks (2006), Portland Trailblazers (2007), New Jersey Nets (2008), Dallas Mavericks (2008), Miami Heat (2009-11), Toronto Raptors (2012)

MASHBURN, Jamal – Dallas Mavericks (1994-97), Miami Heat (1997-2000), Charlotte/New Orleans Hornets (2001-04)

Mc CARTY, Walter – New York Knicks (1997), Boston Celtics (1998-2005), Phoenix Suns (2005), Los Angeles Clippers (2006)

MEEKS, Jodie – Milwaukee Bucks (2010), Philadelphia 76ers (2010-12), Los Angeles Lakers (2013-14), Detroit Pistons (2015-16), Orlando Magic (2017)

MERCER, Ron – Boston Celtics (1998-99), Denver Nuggets (2000), Orlando Magic (2000), Chicago Bulls (2001-02), Indiana Pacers (2002-03), San Antonio Spurs (2004), New Jersey Nets (2005)

MILLER, Darius – New Orleans Pelicans (2013-15)

MINNIEFIELD, Dirk – Cleveland Cavaliers (1986-87), Houston Rockets (1987), Golden State Warriors (1988), Boston Celtics (1988)

MOHAMMED, Nazr – Philadelphia 76ers (1999-2001), Atlanta Hawks (2001-04), New York Knicks (2004-05), San Antonio Spurs (2005-06), Detroit Pistons (2007-08), Charlotte Bobcats (2008-11), Oklahoma City Thunder (2011-12), Chicago Bulls (2013-15), Oklahoma City Thunder (2016)

MORRIS, Randolph – New York Knicks (2007-08), Atlanta Hawks (2009-10)

MURRAY, Jamal – Denver Nuggets (2017)

NASH, Cotton – Los Angeles Lakers (1965), San Francisco Warriors (1965), Kentucky Colonels [ABA] (1968)

NOEL, Nerlens – Philadelphia 76ers (2014-17), Dallas Mavericks (2017)

NOEL, Paul – New York Knicks (1948-50), Rochester Royals (1951-52)

ORTON, Daniel – Orlando Magic (2011-12), Oklahoma City Thunder (2013), Philadelphia 76ers (2014)

PADGETT, Scott – Utah Jazz (2000-03), Houston Rockets (2004-05), New Jersey Nets (2006)

PATTERSON, Patrick – Houston Rockets (2011-13), Sacramento Kings (2013), Toronto Raptors (2014-17)

PARKINSON, Jack – Indianapolis Olympians (1950)

PAYNE, Tom – Atlanta Hawks (1972)

POPE, Mark – Indiana Pacers (1998-99), Milwaukee Bucks (2001-02), Denver Nuggets (2004-05)

POYTHRESS, Alex – Philadelphia 76ers (2017)

WILDCAT NBA CHAMPIONS

NOEL, Paul – Rochester Royals (1951)

TSIOROPOULOS, Lou – Boston Celtics (1957, '59)

RAMSEY, Frank – Boston Celtics (1957, '59, '60-'64)

HAGAN, Cliff – St. Louis Hawks (1958)

RILEY, Pat – Los Angeles Lakers (1972; Coach- 1982, '85, '87, '88); Miami Heat (Coach-2006)

STEELE, Larry – Portland Trailblazers (1977)

GREVEY, Kevin – Washington Bullets (1978)

ROBEY, Rick – Boston Celtics (1981)

PRINCE, Tayshaun – Detroit Pistons (2004)

MOHAMMED, Nazr – San Antonio Spurs (2005)

ANDERSON, Derek – Miami Heat (2006)

WALKER, Antoine – Miami Heat (2006)

RONDO, Rajon – Boston Celtics (2008)

PRATT, Mike – Kentucky Colonels [ABA] (1971-72)

PRINCE, Tayshaun – Detroit Pistons (2003-13, 15), Memphis Grizzlies (2013-15), Boston Celtics (2015), Minnesota Timberwolves (2016)

RAMSEY, Frank – Boston Celtics (1955-64)

RANDLE, Julius – Los Angeles Lakers (2015-17)

RILEY, Pat – San Diego Rockets (1968-70), Los Angeles Lakers (1971-76), Phoenix Suns (1976)

ROBEY, Rick – Indiana Pacers (1979), Boston Celtics (1979-83), Phoenix Suns (1984-86)

ROLLINS, Kenny – Chicago Stags (1949-50), Boston Celtics (1953)

RONDO, Rajon – Boston Celtics (2007-15), Dallas Mavericks (2015), Sacramento Kings (2016), Chicago Bulls (2017)

SHEPPARD, Jeff – Atlanta Hawks (1999)

SMITH, Adrian – Cincinnati Royals (1962-70), San Francisco Warriors (1970-71), Virginia Squires [ABA] (1972)

STEELE, Larry – Portland Trail Blazers (1972-80)

TEAGUE, Marquis – Chicago Bulls (2013), Brooklyn Nets (2014)

TINGLE, Jack – Washington Capitols (1948), Minneapolis Lakers (1949)

TOWNS, Karl-Anthony – Minnesota Timberwolves (2016-17)

TSIOROPOULOS, Lou – Boston Celtics (1957-59)

TURNER, Wayne – Boston Celtics (2000)

TURPIN, Melvin – Cleveland Cavaliers (1985-87), Utah Jazz (1988), Washington Bullets (1990)

ULIS, Tyler – Phoenix Suns (2017)

WALKER, Antoine – Boston Celtics (1997-2003, 2005), Dallas Mavericks (2004), Atlanta Hawks (2005), Miami Heat (2006-07), Minneapolis Timberwolves (2008), Memphis Grizzlies (2009)

WALKER, Kenny – New York Knicks (1987-91), Washington Bullets (1994-95)

WALL, John – Washington Wizards (2011-17)

WATSON, Bobby – Milwaukee Hawks (1955)

WHITAKER, Lucian – Boston Celtics (1955)

YOUNG, James – Boston Celtics (2015-17)

Bold indicates who was on a roster in the 2016-17 season.



John Wall was a part of the historic 2010 NBA Draft class. He was the first No. 1 overall draft pick in school history.



KENTUCKY IN THE NBA DRAFT

| YEAR | RND | PICK | NAME | TEAM | YEAR | RND | PICK | NAME | TEAM | YEAR | RND | PICK | NAME | TEAM |
|------|-----|------|-------------------|------------------------|------|-----|------|------------------|------------------------|------|-----|------|------------------------|------------------------|
| 1947 | | | Jack Tingle | Washington Capitols | 1972 | 6 | 83 | Tom Parker | Cleveland Cavaliers | 2002 | 1 | 23 | Tayshaun Prince | Detroit Pistons |
| 1948 | | | Joe Holland | Baltimore Bullets | | 10 | 146 | Kent Hollenbeck | Detroit Pistons | 2003 | 2 | 43 | Keith Bogans | Milwaukee Bucks |
| | | | Jack Parkinson | Washington Capitols | 1973 | 7 | 107 | Jim Andrews | Seattle Supersonics | 2006 | 1 | 21 | Rajon Rondo | Phoenix Suns |
| | | | Kenny Rollins | Fort Wayne Pistons | 1975 | 1 | 18 | Kevin Grevey | Washington Bullets | 2008 | 2 | 58 | Joe Crawford | Los Angeles Lakers |
| 1949 | 1 | 2 | Alex Groza | Indianapolis Olympians | | 2 | 36 | Jimmy Dan Conner | Phoenix Suns | 2009 | 2 | 41 | Jodie Meeks | Milwaukee Bucks |
| | 1 | 8 | Wah Wah Jones | Washington Capitols | | 3 | 49 | Bob Guyette | K.C.-Omaha Kings | 2010 | 1 | 1 | John Wall | Washington Wizards |
| | 2 | | Ralph Beard | Chicago Stags | 1977 | 2 | 24 | Larry Johnson | Buffalo Braves | | 1 | 5 | DeMarcus Cousins | Sacramento Kings |
| | 5 | | Cliff Barker | Indianapolis Olympians | 1978 | 1 | 3 | Rick Robey | Indiana Pacers | | 1 | 14 | Patrick Patterson | Houston Rockets |
| 1950 | 4 | | Jim Line | Indianapolis Olympians | | 1 | 16 | Jack Givens | Atlanta Hawks | | 1 | 18 | Eric Bledsoe | Oklahoma City Thunder |
| | 7 | | Dale Barnstable | Boston Celtics | | 2 | 39 | James Lee | Seattle Supersonics | 2011 | 1 | 3 | Enes Kanter | Utah Jazz |
| 1952 | | | Bobby Watson | Milwaukee Hawks | | 3 | 45 | Mike Phillips | New Jersey Nets | | 1 | 8 | Brandon Knight | Detroit Pistons |
| | | | Lucian Whitaker | Indianapolis Olympians | 1979 | 1 | 22 | Kyle Macy | Phoenix Suns | | 2 | 45 | Josh Harrellson | New Orleans Hornets |
| 1953 | 1 | 5 | Frank Ramsey | Boston Celtics | | 6 | 111 | Truman Claytor | Detroit Pistons | 2012 | 2 | 53 | DeAndre Liggins | Orlando Magic |
| | 3 | 13 | Cliff Hagan | Boston Celtics | 1980 | 5 | 101 | LaVon Williams | Cleveland Cavaliers | | 1 | 1 | Anthony Davis | New Orleans Hornets |
| | 7 | 24 | Lou Tsioropoulos | Boston Celtics | | 9 | 183 | Jay Shidler | Chicago Bulls | | 1 | 2 | Michael Kidd-Gilchrist | Charlotte Bobcats |
| 1955 | 5 | 32 | Bill Evans | Rochester Royals | 1981 | 6 | 127 | Fred Cowan | Houston Rockets | | 1 | 18 | Terrence Jones | Houston Rockets |
| 1956 | | | Jerry Bird | Minneapolis Lakers | 1982 | 7 | 145 | Chuck Verderber | Chicago Bulls | | 1 | 29 | Marquis Teague | Chicago Bulls |
| | | | Bob Burrow | Rochester Royals | 1983 | 2 | 33 | Dirk Minniefield | Dallas Mavericks | | 2 | 42 | Doron Lamb | Milwaukee Bucks |
| | | | Phil Grawemeyer | Minneapolis Lakers | | 3 | 67 | Derrick Hord | Cleveland Cavaliers | | 2 | 46 | Darius Miller | New Orleans Hornets |
| 1957 | 10 | 73 | Gerry Calvert | Philadelphia Warriors | 1984 | 1 | 2 | Sam Bowie | Portland Trail Blazers | 2013 | 1 | 6 | Nerlens Noel | New Orleans Pelicans |
| 1958 | 2 | 9 | Vernon Hatton | Cincinnati Royals | | 1 | 6 | Melvin Turpin | Washington Bullets | | 1 | 29 | Archie Goodwin | Oklahoma City Thunder |
| | 4 | 27 | Johnny Cox* | New York Knicks | | 4 | 81 | Dickey Beal | Atlanta Hawks | 2014 | 1 | 7 | Julius Randle | Los Angeles Lakers |
| | 15 | 85 | Adrian Smith | Cincinnati Royals | | 6 | 127 | Jim Master | Atlanta Hawks | | 1 | 17 | James Young | Boston Celtics |
| 1959 | 4 | 28 | Johnny Cox* | New York Knicks | 1986 | 1 | 5 | Kenny Walker | New York Knicks | 2015 | 1 | 1 | Karl-Anthony Towns | Minnesota Timberwolves |
| 1960 | 4 | 32 | Sid Cohen | Boston Celtics | | 5 | 115 | Roger Harden | Los Angeles Lakers | | 1 | 6 | Willie Cauley-Stein | Sacramento Kings |
| | 6 | 48 | Roger Newman* | Boston Celtics | 1987 | 5 | 94 | James Blackmon | New Jersey Nets | | 1 | 12 | Trey Lyles | Utah Jazz |
| | 7 | 53 | Bennie Coffman | Syracuse Nationals | 1988 | 1 | 8 | Rex Chapman | Charlotte Hornets | | 1 | 13 | Devin Booker | Phoenix Suns |
| | 18 | 96 | Don Mills | Cincinnati Royals | | 3 | 51 | Rob Lock | Los Angeles Clippers | | 2 | 44 | Andrew Harrison | Phoenix Suns |
| 1961 | 5 | 45 | Billy Ray Lickert | Los Angeles Lakers | 1993 | 1 | 4 | Jamal Mashburn | Dallas Mavericks | 2016 | 1 | 7 | Jamal Murray | Denver Nuggets |
| | 5 | 64 | Roger Newman* | Syracuse Nationals | 1994 | 2 | 31 | Rodney Dent | Orlando Magic | | 1 | 28 | Skal Labissiere | Phoenix Suns |
| | 13 | 102 | Ned Jennings | New York Knicks | 1996 | 1 | 6 | Antoine Walker | Boston Celtics | | 2 | 34 | Tyler Ulis | Phoenix Suns |
| 1962 | 8 | 61 | Larry Pursiful | Chicago Zephyrs | | 1 | 16 | Tony Delk | Charlotte Hornets | 2017 | 1 | 5 | De'Aaron Fox | Sacramento Kings |
| 1964 | 2 | 12 | Cotton Nash | Los Angeles Lakers | | 1 | 19 | Walter McCarty | New York Knicks | | 1 | 11 | Malik Monk | Charlotte Hornets |
| 1966 | 3 | 24 | Tommy Kron | St. Louis Hawks | | 2 | 52 | Mark Pope | Indiana Pacers | | 1 | 14 | Bam Adebayo | Miami Heat |
| 1967 | 1 | 7 | Pat Riley | San Diego Rockets | 1997 | 1 | 6 | Ron Mercer | Boston Celtics | | | | | |
| | 4 | 38 | Louie Dampier | Cincinnati Royals | | 1 | 13 | Derek Anderson | Cleveland Cavaliers | | | | | |
| 1968 | 5 | 60 | Thad Jaracz | Boston Celtics | 1998 | 1 | 29 | Nazr Mohammed | Utah Jazz | | | | | |
| | 9 | 119 | Cliff Berger | Milwaukee Bucks | 1999 | 1 | 28 | Scott Padgett | Utah Jazz | | | | | |
| 1969 | 10 | 139 | Phil Argento | Los Angeles Lakers | 2000 | 1 | 19 | Jamaal Magloire | Charlotte Hornets | | | | | |
| 1970 | 8 | 122 | Dan Issel | Detroit Pistons | | | | | | | | | | |
| | 8 | 130 | Mike Casey | Chicago Bulls | | | | | | | | | | |
| 1971 | 1 | 2 | Tom Payne** | Atlanta Hawks | | | | | | | | | | |
| | 3 | 37 | Larry Steele | Portland Trail Blazers | | | | | | | | | | |
| | 10 | 163 | Jim Dinwiddie | Philadelphia 76ers | | | | | | | | | | |

*-1st instance of name signifies junior-eligible draft

**-Selected second overall in 1971 NBA supplemental hardship draft



From left to right: Dakari Johnson, Devin Booker, Trey Lyles, Karl-Anthony Towns and Willie Cauley-Stein, five of Kentucky's six 2015 NBA Draft picks.



NBA AWARD WINNERS

ALL-NBA TEAM

| | |
|------------------|------------------------|
| Ralph Beard | 1950 (2nd), 1951 (1st) |
| Alex Groza | 1950 (1st), 1951 (1st) |
| Cliff Hagan | 1958 (2nd), 1959 (2nd) |
| Jamal Mashburn | 2003 (3rd) |
| Rajon Rondo | 2012 (3rd) |
| Anthony Davis | 2015 (1st), 2017 (1st) |
| DeMarcus Cousins | 2015 (2nd), 2016 (2nd) |
| John Wall | 2017 (3rd) |

NBA ALL-ROOKIE TEAM

| | |
|------------------------|------------|
| Sam Bowie | 1985 (1st) |
| Rex Chapman | 1989 (2nd) |
| Jamal Mashburn | 1994 (1st) |
| Antoine Walker | 1997 (1st) |
| Derek Anderson | 1998 (2nd) |
| Ron Mercer | 1998 (1st) |
| Rajon Rondo | 2007 (2nd) |
| Eric Bledsoe | 2011 (2nd) |
| DeMarcus Cousins | 2011 (1st) |
| John Wall | 2011 (1st) |
| Brandon Knight | 2012 (1st) |
| Anthony Davis | 2013 (1st) |
| Michael Kidd-Gilchrist | 2013 (2nd) |
| Nerlens Noel | 2015 (1st) |
| Devin Booker | 2016 (1st) |
| Willie Cauley-Stein | 2016 (2nd) |
| Karl-Anthony Towns | 2016 (1st) |
| Jamal Murray | 2017 (2nd) |

NBA ALL-DEFENSIVE TEAM

| | |
|-----------------|------------------------|
| Tayshaun Prince | 2005 (2nd), 2006 (2nd) |
| | 2007 (2nd), 2008 (2nd) |
| Rajon Rondo | 2009 (2nd), 2010 (1st) |
| | 2011 (1st), 2012 (2nd) |
| Anthony Davis | 2015 (2nd), 2017 (2nd) |
| John Wall | 2015 (2nd) |

NBA ROOKIE OF THE YEAR

| | |
|--------------------------------|------|
| Karl-Anthony Towns (unanimous) | 2016 |
|--------------------------------|------|

NBA CARES COMMUNITY ASSIST AWARD

| | |
|-----------|------|
| John Wall | 2016 |
|-----------|------|

NBA COACH OF THE YEAR

| | |
|--------------------------------|------|
| Pat Riley (Los Angeles Lakers) | 1990 |
| Pat Riley (New York Knicks) | 1993 |
| Pat Riley (Miami Heat) | 1997 |



DeMarcus Cousins (second from right) won a gold medal at the 2016 Olympics in Rio with Team USA.

NBA EXECUTIVE OF THE YEAR

| | |
|------------------------|------|
| Pat Riley (Miami Heat) | 2011 |
|------------------------|------|

NBA J. WALTER KENNEDY CITIZENSHIP AWARD

| | |
|-----------|------|
| Dan Issel | 1985 |
|-----------|------|

NBA ALL-STAR TEAM SELECTIONS

| | |
|------------------|--|
| Ralph Beard | 1951 |
| Alex Groza | 1951 |
| Cliff Hagan | 1958, 1959, 1960, 1961, 1962, 1968 (ABA) |
| Adrian Smith | 1966 |
| Dan Issel | 1971 (ABA), 1972 (ABA), 1973 (ABA) |
| | 1974 (ABA), 1975 (ABA), 1976 (ABA) |
| Antoine Walker | 1998, 2002, 2003 |
| Jamal Mashburn | 2003 |
| Jamaal Magloire | 2004 |
| Rajon Rondo | 2010, 2011, 2012, 2013 |
| Anthony Davis | 2014, 2015, 2016, 2017 |
| John Wall | 2014, 2015, 2016, 2017 |
| DeMarcus Cousins | 2015, 2016, 2017 |

NBA ALL-STAR MVP

| | |
|---------------|------|
| Adrian Smith | 1966 |
| Anthony Davis | 2017 |

NBA SLAM DUNK CONTEST WINNERS

| | |
|--------------|------|
| Kenny Walker | 1989 |
| John Wall | 2014 |

NBA SKILLS CHALLENGE WINNERS

| | |
|--------------------|------|
| Karl-Anthony Towns | 2016 |
|--------------------|------|

NBA ALL-STAR WEEKEND

SLAM DUNK CONTEST PARTICIPANTS

| | |
|--------------|------------|
| Kenny Walker | 1989, 1990 |
| Rex Chapman | 1990, 1991 |
| Eric Bledsoe | 2013 |
| John Wall | 2014 |

NBA ALL-STAR WEEKEND

3-POINT SHOOTING CONTEST PARTICIPANTS

| | |
|----------------|------|
| Kyle Macy | 1986 |
| Antoine Walker | 2003 |
| Devin Booker | 2016 |

NBA ALL-STAR WEEKEND

SKILLS CHALLENGE PARTICIPANTS

| | |
|--------------------|------------------|
| John Wall | 2011, 2012, 2017 |
| Rajon Rondo | 2012 |
| Brandon Knight | 2013, 2015 |
| DeMarcus Cousins | 2016, 2017 |
| Anthony Davis | 2016, 2017 |
| Karl-Anthony Towns | 2016 |
| Devin Booker | 2017 |

NBA ALL-STAR WEEKEND RISING STARS PARTICIPANTS

| | |
|------------------------|------------|
| Jamal Mashburn | 1994 |
| Antoine Walker | 1997 |
| Derek Anderson | 1998 |
| Ron Mercer | 1998 |
| Tayshaun Prince | 2004 |
| Rajon Rondo | 2008 |
| Eric Bledsoe | 2011 |
| DeMarcus Cousins | 2011, 2012 |
| John Wall | 2011, 2012 |
| Brandon Knight | 2012, 2013 |
| Anthony Davis | 2013, 2014 |
| Michael Kidd-Gilchrist | 2013 |
| Terrence Jones | 2014 |
| Nerlens Noel | 2015, 2016 |
| Devin Booker | 2016, 2017 |
| Trey Lyles | 2016, 2017 |
| Karl-Anthony Towns | 2016, 2017 |
| Jamal Murray | 2017 |

NBA ALL-STAR WEEKEND RISING STARS MVP

| | |
|--------------|------|
| John Wall | 2011 |
| Jamal Murray | 2017 |



Anthony Davis scored an NBA All-Star Game record 52 points en route to MVP honors in the 2017 game in New Orleans.



embrace
TRADITION



HISTORY

RETIRED JERSEYS

As the videotape rolls through the history of the Kentucky basketball program, the highlights are countless.

Eight national championships. Numerous South-eastern Conference titles. Last-second shots. The trophies. The net cutting. Victory upon victory. The pictures and images continue to roll.

Year after year, the Wildcats have contended for national championships and produced a host of All-Americans. The UK program also has stocked the NBA with top young talent.

But the ultimate honor for a Wildcat player or coach is to have his jersey retired. Through the years, 43 former players, coaches and contributors have received this recognition.

According to former UK sports information director Russell Rice, the first jersey retired was Layton "Mickey" Rouse, an All-SEC guard who captained the

1940 UK squad. At the annual banquet following the season, Coach Adolph Rupp surprised Rouse when he presented him with his entire uniform.

Following the 1949 season, Rupp honored the four seniors from the back-to-back national championship teams — Cliff Barker, Ralph Beard, Alex Groza and Wallace "Wah Wah" Jones, along with 1948 team captain Kenny Rollins — by retiring their jerseys and stating that their numbers would never be worn again by a Kentucky player. It was then that they were tagged "the Fabulous Five" after Rupp made mention there would never be another team that "fabulous."

However, with the streamlining of jersey numbers by the NCAA, the jerseys are retired but the numbers remain active.

Two contributors have been selected for the basketball program's highest honor, including the late

Cawood Ledford, the radio "Voice of the Wildcats" for 39 years. In 1997, Bill Keightley, the lovable and dedicated equipment manager known as "Mr. Wildcat," also was selected. And the great coaches have been honored as well — Rupp, Joe B. Hall and Rick Pitino.

Each selection has been presented with a framed jersey and a banner proudly hangs from the Rupp Arena rafters.

An individual must be a member of the Hall of Fame and be 10 years removed from a UK athletics Hall of Fame career to be eligible for jersey retirement. A committee consisting of Hall of Famers, media members, campus representatives, and current coaches and administrators elects new inductees each year. A subcommittee also considers possible jersey retirements.

In recognition of outstanding contributions to the University of Kentucky basketball program, the UK Athletics Department has retired jerseys honoring the following:



Basil Hayden
1920-22



56 - Burgess Carey
1925-26



Carey Spicer
1929-31



Adolph Rupp
Head Coach —
1931-72



Forest "Aggie" Sale
1931-33



7 - John "Frenchy" DeMoisey
1932-34



4 - Layton "Mickey" Rouse
1938-40



***26 - Kenny Rollins**
1943, 47-48




***15 - Alex Groza**
1945, 47-49



***12 - Ralph Beard**
1946-49



***27 - Wallace Jones**
1946-49



***22 - Cliff Barker**
1947-49



77 - Bill Spivey
1950-51



***30 - Frank Ramsey**
1951-52, 54



***6 - Cliff Hagan**
1951-52, 54



***16 - Lou Tsioropoulos**
1951, 52-54




***42 - Billy Evans**
1952, 54-55




***20 - Gayle Rose**
1952, 54-55



Cawood Ledford
"Voice of the Wildcats"
1953-92



***22 - Jerry Bird**
1954-56



***44 - Phil Grawemeyer**
1954-56



50 - Bob Burrow
1955-56



52 - Vernon Hatten
1956-58



24 - Johnny Cox
1957-59




Bill Keightley
"Mr. Wildcat"
Equipment Manager
1962-2008



44 - Cotton Nash
1962-64



10 - Louie Dampier
1965-67



42 - Pat Riley
1965-67



44 - Dan Issel
1968-70



Joe B. Hall
Head Coach —
1973-85




35 - Kevin Grevey
1973-75



21 - Jack Givens
1975-78




53 - Rick Robey
1975-78




4 - Kyle Macy
1978-80




31 - Sam Bowie
1980-81, 84



34 - Kenny Walker
1983-86




32 - Richie Farmer
1989-92




12 - Deron Feldhaus
1989-92



34 - John Pelphrey
1989-92




11 - Sean Woods
1990-92



24 - Jamal Mashburn
1991-93



Rick Pitino
Head Coach —
1990-97




00 - Tony Delk
1993-96

★ Member of "The Fabulous Five," 1948 national champions & Olympic gold medalists

* Member of 1954 undefeated national champions

ALL-TIME WILDCATS

A




Desmond Allison
1999, 2000




Jim Andrews
1970, 71, 72, 73

Allan Abramson (Mgr.) (1944)
John Adams (1962, 63, 64, 65)
Skipper Adams (1956)
Edrice "Bam" Adebayo (2017)
Don Adkins (Mgr.) (1974, 75)
Earl Adkins (1954, 55, 56, 57, 58)
Paul Adkins (1921, 22)
Marvin Akers (1941, 42, 43)
Charles Alberts (1924, 25, 26)
Charles Aleksinas (1978, 79)
Brooks Alexander (1964)
Ermal Allen (1940, 41, 42)
Shagari Alleyne (2004, 05, 06)
Ed Allin (1945, 46)
Desmond Allison (1999, 2000)
Sean Alteri (Mgr.) (1997)
Carl Althaus (1943)
Harold Amoss (1903, 04)
Derek Anderson (1996, 97)
Dwight Anderson (1979, 80)
Milerd Anderson (1934, 35, 36)
Jim Andrews (1970, 71, 72, 73)
Paul Andrews (1984, 85, 86, 87)
Lee Andrus (1903, 04)
Myron Anthony (1998, 99)
Phil Argento (1967, 68, 69)
Richard Arnett (1903, 04)
Jay Atkerson (Mgr.) (1957, 58, 59)
George Atkins (1960, 61, 62, 63)
Randy Azbill (Mgr.) (1984, 85)
Kelenna Azubuike (2003, 04, 05)

B



Ralph Beard
1946, 47, 48, 49




Winston Bennett
1984, 85, 86, 88


H.A. Babb (Mgr.) (1911)
Adrian Back (1942)
Stanley Baer (1905, 06, 07)
Scotty Baesler (1960, 61, 62, 63)
Mike Ballenger (1982)
Richard Barbee (1906, 07, 08, 09, 10)
Antwain Barbour (2003, 04)
Clifford Barker (1947, 48, 49)
Bill Barlow (1943)
Marshall Barnes (1923)
Brinkley Barnett (1911, 12, 13)
Wayne Barnett (1963)
Dale Barnstable (1947, 48, 49, 50)
Bruce Barteet (1918, 19)
Bobby Barton (Mgr.) (1967)
Will Barton (Mgr.) (2010, 11, 12, 14)
Arthur Bash (1918)
Arthur Bastin (1918)
Jay Bayless (1955, 56, 57)
Dickey Beal (1981, 82, 83, 84)

Ralph Beard (1946, 47, 48, 49)
Bret Bearup (1981, 82, 83, 84, 85)
Todd Bearup (1991)
Thomas Beatty (1911, 12)
Ed Beck (1955, 56, 57, 58)
Twany Beckham (2012, 13)
Cecil Bell (1931, 32)
Maurice Bell (1944)
Tommy Belt (1956)
Winston Bennett (1984, 85, 86, 88)
Kerry Benson (2008)
Cliff Berger (1965, 66, 67, 68)
Jim Bersot (1962)
Jim Beshears (1962)
Henry Besuden (1925, 26)
Bill Bibb (1954, 55)
Arthur Bicknell (Mgr.) (1940)
J.W. Biggerstaff (1933)
Doug Billips (Mgr.) (1969, 70)
Calvin Bird (1958)
Jerry Bird (1954, 55, 56)
Darryl Bishop (1972)
Frank Blackard (1962)
James Blackmon (1984, 85, 86, 87)
Crittenden Blair (1932, 34)
Hubert Blakey (1920)
Zeb Blankenship (1946)
William Blanton (1923)
Eric Bledsoe (2010)
J.P. Blevins (1999, 2000, 01, 02)
Harry Bliss (1935, 36)
Bruce Boehler (1942)
Keith Bogans (2000, 01, 02, 03)
J. David Bolen (Mgr.) (1996, 97, 98)
Devin Booker (2015)
Michael Boorman (Mgr.) (2016, 17)
Ralph Boren (1923, 24)
Brad Bounds (1964, 65, 66, 67)
Sam Bowie (1980, 81, 82, 83, 84)
Junior Braddy (1990, 91, 92, 93)
Michael Bradley (1998, 99)
Ramel Bradley (2005, 06, 07, 08)
Travis Branham (Mgr.) (2016)
Bob Brannum (1944, 47)
Brandy Brandstetner (1912)
Bob Brannun (1944, 47))
Don Branson (1905, 06)
Jeff Brassow (1990, 91, 92, 93, 94)
Wayne Breedon (Mgr.) (1983)
John Brewer (1954, 55, 56, 57)
Leo Brewer (1907, 08)
Melvin Brewer (1941, 42, 43)
Leonard C. Bridges (Mgr.) (1910)
Chris Briggs (Mgr.) (2002, 03, 04)
Isaiah Briscoe (2016, 17)
Dick Brodersen (1963)
Jake Bronston (1929, 30, 31)
Curt Brown (1964)
Dale Brown (1992, 93)
William Brown (1957)
Steve Bruce (1987)
Al Bruno (1949)
Thomson Bryant (1905, 06, 07)
Nathaniel Buis (1944)
Carey Burchett (Mgr.) (1934)
Carroll Burchett (1959, 60, 61, 62)
Lawrence Burnham (1919, 20, 22, 23)
Bob Burrow (1955, 56)
Bill Busey (1967, 68, 69, 70)
Paul Bussee (1954)
John Butcher (1955)
Travis Butler (1967)
Bernie Butts (1960, 61)
Kirk Byars (Mgr.) (1963)
Leroy Byrd (1984, 85, 86)

C



Rex Chapman
1987, 88




Mike Casey
1967, 68, 69, 71


Ronnie Cain (1956)
Brad Calipari (2017)
Craig Callihan (Mgr.) (2008, 09, 10)
Gerry Calvert (1954, 55, 56, 57)
Jules Camara (1999, 2000, 01, 02, 03)
Albert Campbell (1948)
George Campbell (Mgr.) (1935)
John Campbell (1910, 11)
Kenton Campbell (1945, 46, 47, 48)
Patrick Campbell (1917, 18)
Will Campbell (Mgr.) (2007, 08, 09, 10)
Burgess Carey (1925, 26)
Ralph Carlisle (1935, 36, 37)
Armiel Carman (Mgr.) (1916)
Josh Carrier (2002, 03, 04, 05)
Rashaad Carruth (2002)
Jared Carter (2006, 07, 08, 09)
Dwane Casey (1976, 77, 78, 79)
Mike Casey (1967, 68, 69, 71)
Billy Ray Cassady (1955, 56, 57, 58)
Billy Cassity (1963)
Lindle Castle (1951)
Willie Cauley-Stein (2013, 14, 15)
Milton Cavana (1931)
Bill Chambers (1945)
J.S. Chambers (Mgr.) (1909)
Jan Chancellor (1964)
Dan Chandler (1954, 55)
Rex Chapman (1987, 88)
Wayne Chapman (1964)
Adam Chiles (2002)
Kirk Chiles (1968, 72)
Ronald Clark (1952)
Truman Claytor (1976, 77, 78, 79)
Tom Clemmons (1968)
Steve Clevenger (1965, 66, 67, 68)
Jesse Clinger (Mgr.) (2017)
Marion Cluggish (1938, 39, 40)
Stan Cluggish (1940)
Sonny Cobb (1956)
Bennie Coffman (1959, 60)
Sid Cohen (1959, 60)
Lincoln Collinsworth (1955, 56, 57, 58)
Carl Combs (1940, 41)
Cecil Combs (1928, 29, 30)
Charles Combs (1936, 37, 38)
Larry Conley (1963, 64, 65, 66)
Jimmy Dan Conner (1972, 73, 74, 75)
George Cooke (1952)
Joe Coons (1903, 04, 05)
Clyde Cooper (1945)
Tony Cooper (1991)
Jim Corcoran (1956)
Earl Cornett (1962)
Paul Corum (1954, 55)
Nealele Cosby (1952)
Bernard Coté (2003, 04)
E.A. Couch (1957, 58)
Scott Courts (1978)
Mark Coury (2007, 08)
DeMarcus Cousins (2010)
Fred Cowan (1978, 79, 80, 81)
Jeremiah Cox (Mgr.) (2004, 05, 06)
Johnny Cox (1956, 57, 58, 59)
Hugh Coy (1954)

Gary Crabtree (1962)
John Craig (1936)
Mark Crain (1960)
Wes Cravens (1944)
Joe Crawford (2005, 06, 07, 08)
John Crigler (1955, 56, 57, 58)
Louis Crigler (1957)
George Critz (1961, 62, 63, 64)
Johnny Crocket (1946)
Larry Crosby (Mgr.) (1965)
John S. Crosthwaite (1910)
Lawrence Crump (1931)
Albert Cummins (1947)
Jess Curry (1954)
Fred Curtis (1937, 38, 39)
Hank Curtis (Mgr.) (2017)

D



Louie Dampier
1964, 65, 66, 67




Tony Delk
1993, 94, 95, 96

Tommy Dale (1964)
Louie Dampier (1964, 65, 66, 67)
Erik Daniels (2001, 02, 03, 04)
Darrell Darby (1931, 32, 33)
Howard Dardeen (1958, 59)
Ed Davender (1985, 86, 87, 88)
Jonny David (2016, 17)
Anthony Davis (2012)
A.J. Davis (Mgr.) (2006)
Berkley Davis (1932, 34)
Bill Davis (1933, 34)
Bruce Davis (1935, 36)
Johnathon Davis (1988, 89, 90, 91)
Mulford Davis (1943, 46, 47)
Robert Davis (1936, 37, 38)
William Davis (1933, 34)
Gene Dauer (1968)
Roger Day (1948, 49, 50)
David Deaton (Mgr.) (1989)
Ted Deeken (1961, 62, 63, 64)
Claire Dees (1927, 28, 29)
Vince Del Negro (1961)
Tony Delk (1993, 94, 95, 96)
Adam Delph (2009)
John "Frenchy" DeMoisey (1932, 33, 34)
Truitt DeMoisey (1944)
Harry Denham (1938, 39, 40)
Rodney Dent (1993, 94)
Dickie Derrickson (1945)
Hamidou Diallo (2017)
Jim Dinwiddie (1967, 68, 69, 70, 71)
Joseph Dishman (1918, 19)
Darnell Dodson (2010)
Arthur Donan (1906)
Mike Dolan (Mgr.) (1952, 54)
Warfield Donohue (1935, 36, 37)
Tommy Dorsey (1956)
Harold Downing (1908)
Pat Doyle (1960, 61, 62, 63)
Rick Drewitz (1971, 72, 73, 74)
Chester Duff (1945)
Hunter Durham (Mgr.) (1961, 62)
James Durham (1945)
Cliff Dwyer (1952)

E




Allen Edwards
1995, 96, 97, 98



LeRon Ellis
1988, 89

David Eakins (1958)
Ray Edelman (1971, 72, 73, 74)
Allen Edwards (1995, 96, 97, 98)
Leroy Edwards (1935)
Michael Elgin (Mgr.) (2014, 15, 16)
Russell Ellington (1935, 36)
Cecil Ellis (1910)
LeRon Ellis (1988, 89)
Randy Embry (1962, 63, 64, 65)
Kenneth England (1941, 42)
Anthony Epps (1994, 95, 96, 97)
Marquis Estill (2000, 01, 02, 03)
Frank Etscorn (1941, 42)
Bill Evans (1951, 52, 54, 55)
Clay Evans (1954)
Heshimu Evans (1997, 98, 99)
Mark Evans (Mgr.) (2010, 11, 12)
William Evans (Mgr.) (1942)
John Everett (1919, 20)

F




Deron Feldhaus
1988, 89, 90, 91, 92




Travis Ford
1991, 92, 93, 94

H.L. Farmer (1912, 13)
John Farmer (1968)
Richie Farmer (1989, 90, 91, 92)
Keith Farnsely (1939, 40, 41)
John Farris (Mgr.) (1992, 94, 95)
J.B. Faulconer (Mgr.) (1939)
Allen Feldhaus (1959, 60, 61, 62)
Deron Feldhaus (1988, 89, 90, 91, 92)
John Ferguson (Mgr.) (1971)
Fred Fest (1921, 22, 23)
Gerald Fitch (2001, 02, 03, 04)
Garrett Fitzpatrick (Mgr.) (1941)
George Fletcher (Mgr.) (1980, 81)
EJ Floreal (2014, 15, 16)
Chigger Flynn (Mgr.) (1956)
Doug Flynn (1970)
James Flynn (1952)
Mike Flynn (1972, 73, 74, 75)
Travis Ford (1991, 92, 93, 94)
Wayne Foust (1923)
Bob Fowler (1976)
De'Aaron Fox (2017)
Walter Fox (1907, 08, 09, 10)
Mort Fraley (1967)
Don Frazier (1954)
Jeremy French (Mgr.) (2007, 08, 09)
Ray Frudenberger (1963)
Jim Fulcher (1962)
Clifford Fuller (1921)

G



Jack Givens
1975, 76, 77, 78



Alex Groza
1945, 47, 48, 49

Wenyen Gabriel (2017)
Jake Gaiser (1910, 11, 12)
Kevin Galloway (2009)
Gary Gamble (1965, 66, 67, 68)
Charles Gates (1933)
Sam Gates (1935, 36)
Kenneth Gayheart (Mgr.) (1990, 91, 92, 94)
Robert Gayheart (Mgr.) (1989)
D.J. Geddes (Mgr.) (2001, 02, 03, 04, 05)
Gordan George (1932)
Chris Gettelfinger (1978, 79, 80, 81)
Mickey Gibson (1963, 64)
Elmer Gilb (1927, 28, 29)
Jeff Ginnan (1989)
Logan Gipe (1954)
Jack Givens (1975, 76, 77, 78)
Max Glickman (1918)
Tom Gobel (1961)
Ed Godbey (1959)
Don Godby (1954)
James Goforth (1935, 36, 37)
Zach Goines (Mgr.) (1996, 97, 98, 99)
James Goodman (1938, 39)
Steve Goodson (Mgr.) (2002, 03, 04, 05)
Archie Goodwin (2013)
Buddy Goodwin (1958)
William Goodwin (1903)
Harry Gorham (1944)
Ed Gough (1938)
Edward Grant (1964)
Phil Grawemeyer (1954, 55, 56)
Sean Gray (Mgr.) (1994, 95, 96, 97)
Randy Gregory (Mgr.) (2016, 17)
Steve Green (1974)
Kevin Grevey (1972, 73, 74, 75)
Pete Grigsby (1954)
William Griffith (Mgr.) (1929)
Alex Groza (1945, 47, 48, 49)
George Gumbert (1914, 15, 16, 17)
Bob Guyette (1972, 73, 74, 75)
J. White Guyn (1903, 04)

H



Cliff Hagan
1951, 52, 54



Dominique Hawkins
2014, 15, 16, 17

Charles Hadden (1955)
Cliff Hagan (1951, 52, 54)
Joseph Hagan (1936, 37, 38)
Jerry Hale (1972, 73, 74, 75)
Dan Hall (1975, 1976)
Mark Halsell (2009)
Bill Hamm (1943)
Reggie Hanson (1988, 89, 90, 91)
Roger Harden (1983, 84, 85, 86)
John Hardwick (1957)
Philip Haring (Mgr.) (1936, 38)
Sam Harper (1962, 63, 64)
Tom Harper (1961, 62, 63, 64)

Carson Harrel (Mgr.) (1965, 66)
Josh Harrellson (2009, 10, 11)
Jim Harris (1968, 69)
Ramon Harris (2007, 08, 09, 10)
Aaron Harrison (2014, 15)
Andrew Harrison (2014, 15)
Chris Harrison (1992, 93, 94, 95)
W.C. Harrison (1911, 12)
Ryan Harrow (2013)
Derrill Hart (1910, 11, 12, 16)
Merion Haskins (1974, 75, 76, 77)
Robert Hatchett (Mgr.) (2012, 13, 14)
Walter Hatcher (1937)
Vernon Hatton (1956, 57, 58)
Cliff Hawkins (2001, 02, 03, 04)
Dominique Hawkins (2014, 15, 16, 17)
Basil Hayden (1920, 21, 22)
Chuck Hayes (2002, 03, 04, 05)
Elmo Head (1937, 38, 39)
Bob Hehl (1946)
Tom Heilbron (1958)
Bob Heinrich (1963)
Charles Heinrich (1963)
Charles Heinrich (1935)
Matt Heissenbittel (2001, 02, 03, 04)
Tom Heitz (1980, 81, 82, 83, 84)
Bill Heizer (1927)
G. Foster Helm (1924, 25, 26, 27)
Robert Henne (1948, 49)
Joseph Herman (1906)
Will Herschel (Mgr.) (2006, 07, 08, 09)
Arville Hickerson (1926)
Billy Hill (1956)
Darryl Hill (1962)
Walter Hirsch (1948, 49, 50, 51)
Walter Hodge (1937, 39)
Ryan Hogan (1998, 99)
Joe Holland (1946, 47, 48)
Joey Holland (1974, 75, 76)
Kent Hollenbeck (1969, 70, 71, 72)
Mike Homa (1948)
Jon Hood (2010, 11, 12, 13, 14)
Derrick Hord (1980, 81, 82, 83)
Lucas Houchin (Mgr.) (2017)
Aaron Howard (Mgr.) (1998, 99, 2000, 01, 02)
Mike Howard (Mgr.) (1996, 97, 98)
Dick Howe (1955, 57, 58)
Jim Howe (1945)
Lee Huber (1939, 40, 41)
Allen Hughes (1958)
Charles Hughes (1924, 25)
James Hughes (1932)
Lowell Hughes (1957, 58, 59)
Isaac Humphries (2016, 17)
Harry Hurd (1959, 60, 61, 62)
Charles Hurt (1980, 81, 82, 83)


I




Dan Issel
1967, 68, 69, 70

Robert Ireland (1916, 17)
Charles Ishmael (1962, 63, 64)
Dan Issel (1967, 68, 69, 70)

J



Thad Jaracz
1965, 66, 67, 68



Terrence Jones
2011, 12

Ralph Jackowski (1938)
Maurice Jackson (1933)
Thad Jaracz (1965, 66, 67, 68)
James Jarrell (1969)
Derrick Jasper (2007, 08)
Ernie Jefferson (1939)
Irvine Jeffries (1928)
Cedric Jenkins (1985, 86, 87, 88)
Paul Jenkins (1926, 27, 28)
Ned Jennings (1958, 59, 60, 61)
Herbert Jerome (1934)
Bert Johnson (1935)
Danny Jett (Mgr.) (2003)
Dakari Johnson (2014, 15)
Ellis Johnson (1931, 32, 33)
Larry Johnson (1974, 75, 76, 77)
Phil Johnson (1955, 56, 58, 59)
Walter Johnson (1944)
Buck Jones (1968)
Chris Jones (1989)
Terrence Jones (2011, 12)
Wallace Jones (1946, 47, 48, 49)
James Jordan (1947, 48)
David Judy (Mgr.) (2000, 01, 02)

K




Michael Kidd-Gilchrist
2012




Brandon Knight
2011

Enes Kanter (2011)
Charles Keller (1952)
Charlie Keller (1919)
Pat Kelly (1905)
William P. Kemper (Mgr.) (1905)
Brady Kennedy (Mgr.) (2013, 14, 15, 16)
Ron Kennett (1962, 63, 64, 65)
Ralph Kercheval (1933)
Stan Key (1969, 70, 71, 72)
Michael Kidd-Gilchrist (2012)
Jeff Kidder (Mgr.) (1989)
Sacha Killeya-Jones (2017)
Henry Kimbrough (1912)
Arlan King (1950)
James King (1940, 41, 42)
Kenneth King (1922)
William King (1921, 22, 24, 25)
Howard Kinne (1915, 17)
A.M. Kirby (Mgr.) (1907)
James Kittrell (1926)
William Kleiser (1930, 31, 32)
Edwin Knadler (1927)
Brandon Knight (2011)
Nate Knight (2000)
Mark Krebs (2008, 09, 10)
Howard Kreuter (1932, 33)
Tommy Kron (1963, 64, 65, 66)

All-Time Wildcats


L**Dave Lawrence**
1933, 34, 35**Billy Ray Lickert**
1958, 59, 60, 61

Skal Labissiere (2016)
Art Laib (1968, 69, 70)
Doron Lamb (2011, 12)
George Lambros (1950)
Ed Lander (1942, 43)
Paul Lansow (1951)
Bo Lanter (1980, 81, 82)
Tod Lanter (2013, 14, 15)
Jason Lathrem (1996)
Allan Lavin (1931)
Bob Lavin (1919, 20, 21, 22)
Brad Lawless (1977)
Dave Lawrence (1933, 34, 35)
Roger Layne (1950, 51)
James Lee (1975, 76, 77, 78)
Marcus Lee (2014, 15, 16)
Ken Lehkamp (Mgr.) (1956, 57)
Alex Legion (2008)
Jim LeMaster (1965, 66, 67, 68)
Preston LeMaster (2003, 04, 05, 06)
Larry Lentz (1963, 64, 65, 66)
Morris Levin (Mgr.) (1931)
Garland Lewis (1934, 35, 36)
Billy Ray Lickert (1958, 59, 60, 61)
DeAndre Liggins (2009, 10, 11)
James Line (1947, 48, 49, 50)
Shelby Linville (1950, 51, 52)
Zach Lipson (Mgr.) (2011, 12)
Ercel Little (1931, 32)
Steve Lochmueller (1972, 73, 74, 75)
Robert Lock (1985, 86, 87, 88)
Brian Long (2012, 13, 14, 15)
Wayland Long (1968)
Lawrence Longsworth (1916, 17)
Darrell Lorange (1946)
Nick Lutz (1936)
Trey Lyles (2015)
June Lyons (1928)
Ronnie Lyons (1971, 72, 73, 74)
Wendell Lyons (1971, 72)

M**Darius Miller**
2009, 10, 11, 12**Nazr Mohammed**
1996, 97, 98

Kyle Macy (1977, 78, 79, 80)
Richard Madison (1985, 86, 87, 88)
Jamaal Magloire (1997, 98, 99, 00)
Sam Malone (2012, 13, 14, 15)
Eric Manuel (1988, 89)
Dustin Marr (Mgr.) (2006, 07, 08)
Ben Marsh (1916, 17, 18, 19)
Egbert Marshall (1927)
Will Martin (Mgr.) (2009, 10, 11, 12)
Gimel Martinez (1991, 92, 93, 94)
Frank Marx (1910, 11)
Jamal Mashburn (1991, 92, 93)
Steve Masiello (1997, 98, 99, 2000)
Luke Mason (Mgr.) (2007, 08)

Jim Master (1981, 82, 83, 84)
James Mathewson (1942)
Tony Mathis (1989)
Charles Matthews (2016)
Harvey Mattingly (1932)
Bill Maupin (1956)
Charles Maxson (Mgr.) (1933)
Jack May (Mgr.) (1935, 36)
Todd May (1983)
Julius Mays (2013)
Robert Mayhall (1974)
John McAdam (Mgr.) (1970)
Paul McBrayer (1928, 29, 30)
Cecil McCarty (1957)
Walter McCarty (1993, 94, 95, 96)
Bob McCowan (1968, 69, 70, 72)
Jim McDonald (1959, 60, 61, 62)
James McFarland (1924, 25, 26)
Skip McGaw (1990)
Brian McGree (Mgr.) (2016, 17)
Lawrence McGinnis (1928, 29, 30)
Louis McGinnis (1929, 30, 31)
Dan McHale (Mgr.) (1998, 99, 2000, 01)
John McIntosh (1935, 36, 37)
Garnett McKenney (1917, 18)
Troy McKinley (1982, 83, 84, 85)
J. McKinney (Mgr.) (1936, 37)
Fred McLane (1928, 29, 30)
Lewis McManus (1956, 57)
Malcom McMulle (1946, 47)
Jim Meek (1958)
Giles Meadors (Mgr.) (1912)
Jodie Meeks (2007, 08, 09)
Ron Mercer (1996, 97)
Hub Metry (Mgr.) (1964, 65)
Brett Miller (Mgr.) (2010, 11, 12)
Darius Miller (2009, 10, 11, 12)
David Miller (1973, 74)
Derrick Miller (1987, 88, 89, 90)
Larry Miller (1972)
Len Miller (1928, 29)
Cameron Mills (1995, 96, 97, 98)
Chris Mills (1989)
Don Mills (1957, 58, 59, 60)
Dusty Mills (2008)
Ray Mills (1954, 55, 56, 57)
Terry Mills (1967, 68, 69, 70, 71)
Stanley Milward (1928, 29, 30)
Will Milward (1924, 25)
Dirk Minniefield (1980, 81, 82, 83)
Billy Mitchell (1954)
Donnie Mitts (1964)
Terry Mobley (1962, 63, 64, 65)
Nazr Mohammed (1996, 97, 98)
Gayle Mohney (1926)
Malik Monk (2017)
George Montgomery (1903)
Joel Moody (1959)
Bob Moore (Mgr.) (1950, 51, 52)
Caleb Moore (Mgr.) (2000, 01, 02, 03)
Eric Moore (Mgr.) (1989)
Johnny Moran (Mgr.) (2016, 17)
Ralph Morgan (1913, 14, 15)
Read Morgan (1950, 51)
John Morris (1933)
Jonathan Morris (Mgr.) (2005)
Randolph Morris (2005, 06, 07)
Walter Morris (1919)
Jeff Morrow (Mgr.) (1989, 90, 91, 92)
Marc Moseley (1973)
Tom Moseley (1943, 44)
Ravi Moss (2003, 04, 05, 06)
Thomas Mossberger (1957)
Mychal Mulder (2016, 17)
Kevin Murphy (Mgr.) (1998, 99, 2000)
Zach Murphy (Mgr.) (2005, 06, 07, 08)
Jamal Murray (2016)

N**Cotton Nash**
1961, 62, 63, 64**Nerlens Noel**
2013

Cotton Nash (1961, 62, 63, 64)
Gene Neff (1951, 52)
Alonzo Nelson (1945)
Charles Neville (1964)
Roger Newman (1957, 61)
C.M. Newton (1950, 51)
David Nile (1961)
Tommy Nichols (1936)
Brad Noe (Mgr.) (2006)
Nerlens Noel (2013)
Paul Noel (1943)
Randy Noll (1969, 70)
Vernon Nugent (1933)

O**Bernard Oppen**
1937, 38, 39**Daniel Orton**
2010

Lukasz Obrzut (2004, 05, 06, 07)
Mike O'Connell (1951)
Dan Omlor (Mgr.) (1964)
Bernard Oppen (1937, 38, 39)
Andrew Orтели (Mgr.) (2012, 13, 14, 15)
Donald Orme (1940, 41)
Daniel Orton (2010)
Hays Owens (1928, 29, 30)

P**Patrick Patterson**
2008, 09, 10**John Pelphrey**
1988, 89, 90, 91, 92

Scott Padgett (1995, 97, 98, 99)
Harold Park (Mgr.) (1945)
Randy Page (1968)
James Park (1912, 14)
Clyde Parker (1943)
Ed Parker (Mgr.) (1919)
Glen Parker (1944)
J. Ed Parker (1944, 45, 46, 47)
Jason Parker (2001, 02)
Tom Parker (1969, 70, 71, 72)
Jack Parkinson (1944, 45, 46, 48)
Michael Parks (1990, 91)
Dick Parsons (1958, 59, 60, 61)
Patrick Patterson (2008, 09, 10)
Tom Payne (1971)
Bart Peak (1916, 17)
Len Pearson (1950)
John Pelphrey (1988, 89, 90, 91, 92)
Doug Pendygraft (1961, 62)


E.S. Penick (1943)
Steve Penhorwood (1970, 71)
Blake Perkins (Mgr.) (2013, 14, 15, 16)
Bobby Perry (2004, 05, 06, 07)
Dan Perry (1970, 71, 72)
Dwight Perry (2007, 08, 09)
George Perry (Mgr.) (1954)
Phil Phelps (1955)
Mike Phillips (1975, 76, 77, 78)
Frank Phipps (1927)
Bill Pieratt (1960)
Ed Pierce (1903)
Matt Pilgrim (2009)
Wayne Plummer (1909, 10)
Jarrod Polson (2011, 12, 13, 14)
Kenneth Polson (1927)
Randy Pool (1967, 68, 69, 70)
Stacey Poole (2011)
Mark Pope (1994, 95, 96)
Michael Porter (2007, 08, 09)
Tommy Porter (1965, 66, 67, 68)
Shelby Post (1908, 09, 10)
Sam Potter (1934, 35)
William Poyntz (1921, 22, 23)
Alex Poythress (2013, 14, 15, 16)
Gerald Powell (1961)
Dickie Prater (1951)
Mike Pratt (1967, 68, 69, 70)
R.C. Preston (1911, 12, 13, 14)
Woodrow Preston (1952)
Dwight Price (1951)
Jared Prickett (1993, 94, 95, 97)
Tayshaun Prince (1999, 2000, 01, 02)
Linville Puckett (1954, 55)
Dillon Pulliam (2016, 17)
Larry Pursiful (1959, 60, 61, 62)

R**Rodrick Rhodes**
1993, 94, 95**Rick Robey**
1975, 76, 77, 78

Denny Radabaugh (1962, 63)
Henry Rambo (1957)
Frank Ramsey (1951, 52, 54)
Lloyd Ramsey (1941, 42)
Tripp Ramsey (Mgr.) (1976, 77)
Julius Randle (2014)
Jeff Ray (1973)
Robert Reynolds (Mgr.) (1932)
Al Reynolds (1945)
Rodrick Rhodes (1993, 94, 95)
A.T. Rice (1922, 23, 24, 25)
Bobby Rice (1960)
Dick Richards (1933)
Stanley Ridd (1912)
S.H. Ridgeway (1920, 21)
Andre Riddick (1992, 93, 94, 95)
Sam Ridgeway (1920, 21)
Carl Riefkin (1923, 24)
Pat Riley (1964, 65, 66, 67)
Ruric Roark (1904)
Roy Roberts (1959, 60, 61, 62, 63)
Jess Robertson (1941)
Louis Robertson (1941, 42)
Rick Robey (1975, 76, 77, 78)
Al Robinson (1958, 59, 60)
William "Doc" Rodes (1917)
William Rodes (1909, 10)
Andrew Rogers (Mgr.) (2010)
Karl Rohs (1924, 25)
Don Rolfe (1962, 63)
Kenneth Rollins (1943, 47, 48)
Rajon Rondo (2005, 06)

Van Buren Ropke (1927)
 Gayle Rose (1951 52, 54, 55)
 Jimmy Rose (1963)
 Harold Ross (1955, 56, 57, 58)
 Ben Roth (Mgr.) (1915)
 Layton Rouse (1938, 39, 40)
 Willie Rouse (1951, 52, 54)
 Jerry Rump (1960)
 Joe Rupert (1933)
 Herky Rupp (1959, 60, 61, 62)
 Tony Russell (Mgr.) (1994, 95, 96, 97)

S



Jeff Sheppard
 1994, 95, 96, 97, 98



Bill Spivey
 1950, 51, 52


Forest Sale (1931, 32, 33)
 Chad Sanders (Mgr.) (2007, 08, 09, 10)
 Matt Scherbenske (2008, 09)
 Jack Schiffl (1945)
 Steve Schmitt (1968)
 Charles Schrader (1914, 16, 17)
 Wilber Schu (1943, 44, 45, 46)
 Otto Schwant (1915, 16)
 Fred Scott (1956)
 Herschel Scott (1913, 14, 15)
 Mike Scott (1987, 88, 89)
 Leon Sczepanski (1955)
 Jason Seamonds (Mgr.) (1998, 99)
 Cory Sears (2001, 02)
 Brian Sensibaugh (Mgr.) (2014)
 Jim Server (1915, 16)
 Evan Settle (1932, 33, 34)
 Arthur Shanklin (1918)
 Shelby Shanklin (1907, 08, 10)
 Brown Sharp (1952)
 Roy Sharp (1957)
 James Sharpe (1927)
 Hubbard Shawhan (1910)
 Bobby Shepherd (1957)
 Jeff Sheppard (1994, 95, 96, 97, 98)
 Jay Shidler (1977, 78, 79, 80)
 Terry Shigg (1987)
 Oliver Simmons (1996, 97)
 Boone Simpson (1919)
 Larue Simpson (1962)
 Glenn Sims (Mgr.) (1973)
 Rekalin Sims (2006)
 George Skinner (1931, 32, 33)
 Landon Slone (2009)
 Bobby Slusher (1958, 59)
 Will Smether (1948)
 Adrian Smith (1957, 58)
 Bill Smith (1955, 56, 57, 58)
 Doug Smith (Mgr.) (2006)
 G.J. Smith (1972, 73, 74, 75)
 Gilbert Smith (1920, 21, 22, 23)
 Greg Smith (1972)
 Saul Smith (1998, 99, 00, 01)
 Mark Soderberg (1969, 70, 71)
 Bob Sparkman (1960)
 Ernest Sparkman (1945)
 Patrick Sparks (2005, 06)
 Devlin Sparrow (1961)
 Benny Spears (1967, 68)
 Larry Spears (1938)
 Bill Spicer (1936)
 Carey Spicer (1929, 30, 31)
 Charles Spilman (1923)
 Bill Spivey (1950, 51, 52)
 Vincent Splane (1942)
 Claire St. John (1904)
 Carl Staker (1940, 41, 42)

Larry Stamper (1970, 71, 72, 73)
 Greg Starrick (1968, 69)
 John Steele (1954)
 Larry Steele (1968, 69, 70, 71)
 Oliver Steele (1926)
 Elmore Stephens (1972)
 Tim Stephens (1977, 78, 79)
 Warren Stephens (1957)
 Perry Stevenson (2007, 08, 09, 10)
 A.J. Stewart (2008, 09)
 Gene Stewart (1964, 65, 66, 67)
 Bobby Stilz (1936)
 Brian Stocker (Mgr.) (1994, 95, 96, 97)
 Brandon Stockton (2003, 04, 05, 06)
 Marvin Stone (2000, 01, 02)
 Neville Stone (1908)
 John Strogg (1945, 48, 49)
 Robert Strohm (1937)
 Guy Strong (1950, 51)
 Michael Stump (Mgr.) (2014, 15, 16, 17)
 Barkley Sturgill (1946)
 William Sturgill (1945, 46)
 Don Sullivan (Mgr.) (1978, 79)
 Anthony Summers (Mgr.) (1998, 99, 2000)
 Bill Surface (Mgr.) (1955)
 Mike Surface (1959)
 Sean Sutton (1988, 89)
 Todd Svoboda (1993)
 Dan Swartz (1952)
 Steve Swennes (1968)
 John Szalay (1964)

T



Wayne Turner
 1996, 97, 98, 99



Aminu Timberlake
 1992, 93

Todd Tackett (1999, 2000, 01)
 Bob Tallent (1965, 66, 67)
 Thomas Tanner (1910)
 Spencer Tatum (Mgr.) (1989, 90, 91, 92)
 Vincent Tatum (Mgr.) (1991, 92)
 Bob Taylor (1934, 35, 36)
 Marquis Teague (2012)
 Jackie Terrell (1954)
 Alan Theobald (Mgr.) (1968)
 H.C. Thomas (1918, 19)
 Henry Thomas (1990, 91, 92)
 Irving Thomas (1986, 87)
 Roger Thomas (Mgr.) (1982, 83)
 Sheray Thomas (2004, 05, 06, 07)
 Alvin Thompson (1917)
 Homer Thompson (1937, 38, 39)
 Tommy Thompson (Mgr.) (1960)
 Jody Thompson (1991)
 Polk Threlkeld (1910)
 Bob Tice (1937)
 Milton Ticco (1941, 42, 43)
 Edward Tierney (1934, 35)
 Clarence Tillman (1979)
 Aminu Timberlake (1992, 93)
 Jack Tingle (1944, 45, 46, 47)
 Ralph Tipton (1960)
 Carlos Toomer (1991, 92)
 Garland Townes (1948, 49, 50)
 Karl-Anthony Towns (2015)
 Len Tracy (1925)
 John Trivette (1938)
 Bill Trott (1929, 30, 31)
 Lou Tsioropoulos (1951, 52, 54)
 Jack Tucker (1933, 34, 35)
 Frank Tully (1965)
 Wayne Turner (1996, 97, 98, 99)
 Melvin Turpin (1981, 82, 83, 84)

Paul Turrell (1935)
 William P. Tuttle (1912, 13, 14, 15)

U



Tyler Ullis
 2015-16

Tyler Ullis (2015, 16)
 Eiki Umezaki (Mgr.) (1989)
 Lovell Underwood (1924, 25, 26)
 Gary Utz (1974)


V



Eloy Vargas
 2011, 12

Eloy Vargas (2011, 12)
 Chuck Verderber (1979, 80, 81, 82)
 Frank Vogel (Mgr.) (1996)
 John Vogt (1903)
 George Vulich (1944, 45)

W



Kenny Walker
 1983, 84, 85, 86



Robert Watson
 1950, 51, 52

George Waggoner (1961)
 Antoine Walker (1995, 96)
 Harris Walker (1938)
 J. Rice Walker (1936, 37, 38)
 Kenny Walker (1983, 84, 85, 86)
 John Wall (2010)
 Jay Wallace (1926)
 Reggie Warford (1973, 74, 75, 76)
 Lawrence Waters (1905)
 James Wathen (1957)
 Robert Watson (1950, 51, 52)
 Jim Weber (1943, 46)
 James Wells (1951)
 Jimmy Weiland (1951)
 A.J. Weisenberger (1911, 12, 13)
 Wylie B. Wendt (Mgr.) (1906)
 Leo Wenkley (Mgr.) (1930)
 Randy Whaley (1951)
 Clint Wheeler (1967, 68, 69, 70, 71)
 Larry Wheeler (1961)
 Lucian Whitaker (1950, 51, 52)
 Hubert White (1925)
 Waller White (1940, 41, 42)
 Don Whitehead (1944)
 Walter Whittaker (1950)
 Ernie Whitus (1974, 75)
 Ferdinand Wieman (1927)
 James Wilhelm (1920, 21, 22)

William Wilkinson (1922, 23, 24)
 Adam Williams (2006)
 Donald Williams (2009)
 LaVon Williams (77, 78, 79, 80)
 Morakinyo Williams (2008)
 Steve Williams (1977)
 Derek Willis (2014, 15, 16, 17)
 Maury Wilson (1906, 07, 08)
 W.C. Wilson (Mgr.) (1913)
 Kyle Wiltjer (2012, 13)
 Bob Windsor (1966)
 Dwayne Wingler (1955)
 Roger Wood (1973, 74)
 Sean Woods (1990, 91, 92)
 Ron Woodward (1963)
 Charles Worthington (1931, 32)
 Charles Wright (1905)
 H.J. Wurtele (1904)
 Paul Wyatt (1961)
Tai Wynyard (2016, 17)


Y



James Young
 2014

George Yates (1930, 31, 33)
 Humzey Yessin (Mgr.) (1946, 47, 48, 49)
 Singleton Yeary (1945)
 Rudy Yessin (1944)
 James Young (2014)

Z



Todd Ziegler
 1985, 86, 77

Sam Zeaman (1946)
 George Zerfoss (1916, 18, 19)
 Karl Zerfoss (1913, 14, 15, 16)
 Tom Zerfoss (1914)
 Todd Ziegler (1985, 86, 77)

** List includes known freshman team members
 ^ Special thanks to Jon Scott


ALL-AMERICANS

A total of 54 Wildcats have earned All-America honors, as recognized by the NCAA. Of those players, 22 have been named consensus First Team All-America 27 times. The following is a chronological listing of all UK basketball players who have been named to the NCAA-recognized All-America teams, beginning with forward Basil Hayden in 1921. The NCAA currently utilizes the Associated Press, the National Association of Basketball Coaches, the U.S. Basketball Writers Association and The Sporting News to determine consensus All-Americans.

| PLAYER | YEAR | SELECTION BOARD |
|-----------------|--------|---|
| Basil Hayden | 1921• | HF |
| Burgess Carey | 1925• | HF |
| Carey Spicer | 1929 | HF |
| | 1931 | HF |
| Paul McBrayer | 1930 | HF |
| Louis McGuiness | 1930 | CH-3rd |
| Forest Sale | 1932• | HF, CY, CH-1st |
| | 1933• | HF, CY, CH-1st |
| Ellis Johnson | 1933 | HF |
| John DeMoisey | 1934 | HF |
| William Davis | 1934 | CY-3rd |
| LeRoy Edwards | 1935• | HF, CY-2nd |
| Bernard Oppen | 1939•• | CY-1st |
| Lee Huber | 1941 | HF |
| Milt Tico | 1943 | Pic-3rd |
| Bob Brannum | 1944• | HF, TSN-1st, CY-2nd, Pic-2nd |
| Wilber Schu | 1945 | DD-2nd |
| Jack Parkinson | 1946•• | HF-1st, CY-1st, TM-3rd |
| Jack Tingle | 1946 | CY-3rd |
| | 1947 | TM-2nd, NABC-2nd |
| Ralph Beard | 1947• | HF-1st, CY-1st, TM-1st, NABC-2nd |
| | 1948• | AP-1st, HF-1st, CY-1st, TM-1st, NABC-1st |
| | 1949• | AP-1st, UPI-1st, LM-2nd, Col-1st, CY-1st, HF-1st, TSN-1st |

| PLAYER | YEAR | SELECTION BOARD |
|-------------------|--------|--|
| Alex Groza | 1947• | HF-2nd, CY-2nd, TM-1st, NABC-1st |
| | 1948•• | AP-2nd, HF-2nd, CY-1st, TM-2nd, NABC-2nd |
| | 1949• | AP-1st, UPI-1st, LM-1st, CY-1st, HF-1st, TSN-1st |
| Wah Wah Jones | 1947 | HF-2nd, CY-2nd |
| | 1948 | CY-3rd, TM-3rd |
| | 1949•• | AP-2nd, UPI-1st, CY-1st, TSN-2nd |
| Jim Line | 1950 | UPI-3rd |
| Bill Spivey | 1950 | AP-3rd, UPI-3rd, INS-3rd, HF-3rd |
| | 1951• | AP-1st, UPI-1st, LM-1st, INS-1st, Col-1st, CY-1st, HF-1st, TSN-1st |
| Frank Ramsey | 1951 | AP-3rd, UPI-3rd, CY-3rd, TSN-2nd |
| | 1952 | AP-2nd, UPI-2nd, CY-1st, HF-2nd, Ath-1st |
| | 1954• | AP-2nd, UPI-2nd, LM-1st, INS-2nd, CY-1st, HF-2nd, TM-2nd, NABC-2nd |
| Cliff Hagan | 1952• | AP-1st, UPI-1st, Col-1st, INS-1st, CY-2nd, HF-1st, Ath-1st |
| | 1954• | AP-1st, UPI-1st, LM-2nd, INS-1st, NEA-1st, Col-1st, CY-2nd, HF-1st, To-2nd, NABC-1st |
| Robert Watson | 1952 | Ath-3rd |
| Bob Burrow | 1955 | AP-3rd, HF-2nd |
| | 1956•• | AP-3rd, UPI-3rd, LM-1st, NEA-2nd, Col-2nd, CY-2nd, HF-2nd, NABC-1st |
| Johnny Cox | 1957 | UPI-3rd, HF-3rd |
| | 1959• | AP-1st, UPI-2nd, NEA-2nd, NABC-1st, USBWA-1st, CY-1st, HF-1st, TSN-2nd |
| Vernon Hatton | 1958 | CY-1st, HF-1st |
| Billy Ray Lickert | 1961 | HF-2nd |
| Cotton Nash | 1962•• | AP-2nd, USBWA-1st, UPI-2nd, NABC-3rd, TSN-2nd, CA-1st |
| | 1963•• | AP-2nd, NABC-2nd, USBWA-1st, UPI-2nd, NEA-2nd, LM-2nd, CY-2nd, HF |
| | 1964• | AP-1st, NABC-1st, USBWA-1st, UPI-1st, TSN-2nd, CY-1st, HF |
| Louie Dampier | 1966•• | AP-1st, NABC-2nd, UPI-2nd, CY-1st, HF |
| | 1967•• | AP-2nd, NABC-3rd, UPI-3rd, CY-2nd, HF |
| Thad Jurecz | 1966 | AP-3rd |
| Pat Riley | 1966 | AP-3rd, USBWA-1st, UPI-3rd, CY-2nd, HF |
| Dan Issel | 1969•• | AP-2nd, NABC-2nd, USBWA-1st, UPI-3rd, TSN-2nd, CY-1st, HF |
| | 1970• | AP-1st, NABC-1st, USBWA-1st, UPI-1st, TSN-1st, CY-1st, HF |
| Mike Pratt | 1970 | CY-2nd |
| Kevin Grevey | 1974 | NABC-5th, HF |
| | 1975•• | AP-2nd, NABC-2nd, USBWA-1st, UPI-2nd, TSN-2nd, CY-2nd, HF |

| PLAYER | YEAR | SELECTION BOARD |
|----------------|--------|---|
| Jack Givens | 1976 | HF |
| | 1977 | NABC-4th, HF |
| | 1978•• | AP-2nd, NABC-2nd, USBWA-2nd, UPI-2nd, CY-1st, WA-1st, HF |
| Rick Robey | 1977 | NABC-4th, CY-1st |
| | 1978•• | AP-3rd, NABC-1st, UPI-2nd, TSN-2nd, CY-1st, WA-1st, HF |
| Kyle Macy | 1978 | UPI-3rd |
| | 1979 | NABC-3rd, CY-2nd |
| | 1980• | AP-1st, NABC-1st, USBWA-1st, UPI-1st, TSN-1st, CY-1st, WA-1st, HF |
| Sam Bowie | 1981•• | AP-3rd, NABC-2nd, USBWA-2nd, UPI-3rd, TSN-2nd, CY-1st, BT-2nd, HF |
| | 1984 | AP-2nd, TSN-2nd |
| Melvin Turpin | 1983 | HF |
| | 1984•• | AP-3rd, NABC-2nd, USBWA-2nd, UPI-3rd, BT-3rd |
| Kenny Walker | 1985•• | AP-2nd, NABC-2nd, USBWA-2nd, UPI-2nd, BT-2nd, WA-1st |
| | 1986• | AP-1st, NABC-1st, USBWA-1st, UPI-1st, TSN-2nd, BT-1st, WA-1st |
| Rex Chapman | 1988 | NABC-3rd, BT-3rd |
| Jamal Mashburn | 1992 | BT-2nd |
| | 1993• | AP-1st, NABC-1st, USBWA-1st, UPI-1st, TSN-1st, BT-1st, WA-1st |
| Tony Delk | 1996• | AP-2nd, NABC-2nd, USBWA-1st, UPI-1st, TSN-2nd, BT-2nd, WA-1st |



Cotton Nash was named an All-American in 1962, 1963 and 1964.

All-Americans

| PLAYER | YEAR | SELECTION BOARD |
|------------------------|--------|--|
| Ron Mercer | 1997• | AP-1st, NABC-1st, USBWA-1st, TSN-2nd, BT-2nd, WA-1st |
| Scott Padgett | 1999 | WA-1st |
| Tayshaun Prince | 2001•• | AP-2nd, USBWA-2nd, NABC-3rd, BT-2nd, WA-1st |
| | 2002 | AP-3rd, NABC-2nd |
| Keith Bogans | 2003 | AP-3rd, NABC-2nd, TSN-3rd, BT-3rd |
| Jodie Meeks | 2009•• | AP-2nd, USBWA-2nd, NABC-2nd, TSN-2nd, ESPN-2nd, Rivals-2nd |
| DeMarcus Cousins | 2010•• | AP-1st, USBWA-2nd, NABC-2nd, TSN-2nd, WA-1st, CBS-1st, FOX-1st, Yahoo-1st, Rivals-1st, BT-2nd |
| John Wall | 2010• | AP-1st, USBWA-1st, NABC-1st, TSN-1st, WA-1st, CBS-1st, FOX-1st, Yahoo!-1st, Rivals-1st, BT-1st |
| Terrence Jones | 2011 | Yahoo-3rd |
| Anthony Davis | 2012• | AP-1st, USBWA-1st, NABC-1st, TSN-1st, CBS-1st, WA-1st |
| Michael Kidd-Gilchrist | 2012•• | AP-3rd, USBWA-2nd, NABC-3rd, TSN-2nd, CBS-2nd |
| Julius Randle | 2014 | AP-3rd, NABC-3rd |

| PLAYER | YEAR | SELECTION BOARD |
|---------------------|--------|---|
| Willie Cauley-Stein | 2015• | AP-1st, USBWA-1st, NABC-1st, TSN-1st, NBC-1st, USA-1st, SI-2nd, CBS-1st, WA-1st |
| Karl-Anthony Towns | 2015•• | AP-2nd, NABC-2nd, TSN-3rd, USA-1st, CBS-2nd, SI-2nd |
| Tyler Ulis | 2016• | AP-1st, USBWA-2nd, NABC-2nd, TSN-1st, USA-1st, CBS-1st, SI-1st, WA-1st |
| Jamal Murray | 2016 | AP-3rd, USA-2nd, CBS-3rd |
| Malik Monk | 2017•• | AP-2nd, USBWA-2nd, NABC-2nd, TSN-2nd, USA-2nd, NBC-2nd; ESPN-3rd; CBS-3rd |
| De'Aaron Fox | 2017 | CBS-3rd; USA-3rd; ESPN-3rd; AP-HM |



Tayshaun Prince was tabbed an NCAA Consensus Third Team All-American in 2001.


Bold indicates the All-America selection was recognized by the NCAA that year

Key: • Consensus; ••2nd Team Consensus; AP: Associated Press; Ath: Athletic Publications; BT: Basketball Times; CA: Coach and Athlete; CBS: CBSSports.com CH: College Humor Magazine; Col: Colliers (Basketball Coaches); CY: Converse Yearbook; DD: Don Dunphy; ESPN: ESPN.com; FOX: FOX Sports; HF: Helms Foundation; INS: International News Service; LM: Look Magazine; NABC: National Association of Basketball Coaches; NBC: NBC Sports; NEA: Newspaper Enterprises Association; Pic: Pic Magazine; Rivals: Rivals.com; SI: Sports Illustrated; To: Tempo; TSN: The Sporting News; TM: True Magazine; USBWA: U.S. Basketball Writers Association; UPI: United Press International; USA: USA Today; WA: John R. Wooden Award; Yahoo: Yahoo! Sports

WILDCATS IN THE NAISMITH HALL OF FAME



Adolph Rupp
Inducted 1969



Cliff Hagan
Inducted 1978




Frank Ramsey
Inducted 1982



Dan Issel
Inducted 1993



C.M. Newton
Inducted 2000



Pat Riley
Inducted 2008




Adrian Smith*
Inducted 2010



Rick Pitino
Inducted 2013



John Calipari
Inducted 2015



Louie Dampier
Inducted 2015

* Smith was inducted as a part of the 1960 USA Olympic Team

AWARDS AND HONORS

INTERNATIONAL PLAY OLYMPIC MEDAL WINNERS

(UK leads the nation with 10 collegiate gold medal winners)

| PLAYERS | | |
|---------|------------------|------|
| 1948: | Wallace Jones | Gold |
| | Cliff Barker | Gold |
| | Ralph Beard | Gold |
| | Alex Groza | Gold |
| | Kenny Rollins | Gold |
| 1956: | Billy Evans | Gold |
| 1960: | Adrian Smith | Gold |
| 1980: | Sam Bowie* | Gold |
| 2008: | Tayshaun Prince | Gold |
| 2012: | Anthony Davis | Gold |
| 2016: | DeMarcus Cousins | Gold |

*United States boycotted the Moscow Games.
Bowie awarded a medal by President Carter.

| COACHES | | |
|---------|-------------|------|
| 1948: | Adolph Rupp | Gold |
| 2000: | Tubby Smith | Gold |

| PAN AMERICA MEDAL WINNERS | | |
|---------------------------|--------------|--------|
| 1958: | Billy Evans | Gold |
| 1959: | Adrian Smith | Gold |
| 1975: | Rick Robey | Gold |
| 1979: | Kyle Macy | Gold |
| 1983: | Jim Master | Gold |
| 1987: | Rex Chapman | Silver |

| FIBA WORLD CUP | | |
|----------------|----------------------|--------|
| PLAYERS | | |
| 2014: | DeMarcus Cousins | Gold |
| | Anthony Davis | Gold |
| 2017: | Hamidou Diallo (U19) | Bronze |
| | PJ Washington (U19) | Bronze |

| COACHES | | |
|---------|---------------------|--------|
| 2017: | John Calipari (U19) | Bronze |

| TOURNAMENT OF AMERICAS MEDAL WINNER | | |
|--|---------------|---------------------------------|
| 2000: | Tubby Smith | Gold |
| 2011: | John Calipari | Bronze w/ Dominican Republic |

| NATIONAL COACH OF THE YEAR | | |
|----------------------------|---------------|---|
| 1959: | Adolph Rupp | UPI |
| 1966: | Adolph Rupp | UPI USBWA TSN |
| 1970: | Adolph Rupp | TSN |
| 1978: | Joe B. Hall | Kellogg's |
| 1986: | Eddie Sutton | AP NABC |
| 1990: | Rick Pitino | Basketball Times |
| 1991: | Rick Pitino | Sporting News |
| 1998: | Tubby Smith | Basketball Weekly |
| 2003: | Tubby Smith | AP NABC USBWA Naismith Sporting News CBS/Chevrolet Basketball Times |
| 2005: | Tubby Smith | Jim Phelan Award |
| 2010: | John Calipari | Adolph Rupp Cup |
| 2015: | John Calipari | AP Naismith NABC Sporting News Adolph Rupp Cup |

| WINGED FOOT AWARD | | |
|-------------------|---------------|--|
| 1996: | Rick Pitino | |
| 1998: | Tubby Smith | |
| 2012: | John Calipari | |

| NATIONAL PLAYER OF THE YEAR | | |
|-----------------------------|---------------|--|
| 2010: | John Wall | Adolph Rupp Trophy Yahoo! Rivals |
| 2012: | Anthony Davis | Adolph Rupp Trophy AP CBS Basketball Times Naismith TSN USBWA Wooden |

| NATIONAL POSITIONAL AWARD WINNERS | | |
|-----------------------------------|---------------|---------------------------------|
| 2012: | Anthony Davis | Pete Newell Big Man of the Year |
| 2016: | Tyler Ulis | Bob Cousy Award |
| 2017: | Malik Monk | Jerry West Award |

| NATIONAL FRESHMAN OF THE YEAR | | |
|-------------------------------|---------------|-------------------|
| 2010: | John Wall | USBWA |
| 2012: | Anthony Davis | USBWA TSN CBS |

| NATIONAL DEFENSIVE PLAYER OF THE YEAR | | |
|---------------------------------------|---------------|------|
| 2012: | Anthony Davis | NABC |

2015: Willie Cauley-Stein NABC | NBC

| SEC COACH OF THE YEAR | | |
|-----------------------|-----------------|--------------------|
| 1964: | Adolph Rupp | AP Coaches |
| 1966: | Adolph Rupp | AP Coaches |
| 1968: | Adolph Rupp | AP UPI Coaches |
| 1969: | Adolph Rupp | UPI Coaches |
| 1970: | Adolph Rupp | AP UPI Coaches |
| 1971: | Adolph Rupp | AP UPI Coaches |
| 1972: | Adolph Rupp | Coaches |
| 1973: | Joe B. Hall | Coaches |
| 1975: | Joe B. Hall | AP Coaches |
| 1978: | Joe B. Hall | Coaches |
| 1983: | Joe B. Hall | Coaches |
| 1986: | Eddie Sutton | AP UPI |
| 1990: | Rick Pitino | UPI |
| 1991: | Rick Pitino | AP |
| 1996: | Rick Pitino | AP Coaches |
| 1998: | Tubby Smith | AP |
| 2003: | Tubby Smith | AP Coaches |
| 2005: | Tubby Smith | AP Coaches |
| 2008: | Billy Gillispie | Coaches |
| 2010: | John Calipari | AP |
| 2012: | John Calipari | AP Coaches |
| 2015: | John Calipari | AP Coaches |

SEC PLAYER OF THE YEAR
(Since 1965 for the AP and UPI polls, 1987 for the Coaches poll)

| | | |
|-------|-----------------|--------------|
| 1966: | Pat Riley | AP |
| 1972: | Tom Parker | AP |
| 1973: | Kevin Grevey* | AP |
| 1975: | Kevin Grevey | AP |
| 1980: | Kyle Macy | AP UPI |
| 1985: | Kenny Walker | AP UPI |
| 1986: | Kenny Walker | AP UPI |
| 1993: | Jamal Mashburn# | Coaches AP |
| 1996: | Tony Delk | Coaches AP |
| 1997: | Ron Mercer | Coaches AP |
| 2001: | Tayshaun Prince | Coaches AP |
| 2003: | Keith Bogans | Coaches |
| 2010: | John Wall | Coaches AP |
| 2012: | Anthony Davis | Coaches AP |
| 2016: | Tyler Ulis | Coaches AP |
| 2017: | Malik Monk | AP |

* shared AP's honor with Alabama's Wendell Hudson.
shared AP's honor with Vanderbilt's Billy McCaffrey.

| SEC DEFENSIVE PLAYER OF THE YEAR | | |
|----------------------------------|---------------------|---------|
| 2005: | Chuck Hayes | Coaches |
| 2012: | Anthony Davis | Coaches |
| 2013: | Nerlens Noel | Coaches |
| 2015: | Willie Cauley-Stein | Coaches |
| 2016: | Tyler Ulis | Coaches |

| SEC FRESHMAN OF THE YEAR | | |
|--------------------------|--------------------|--------------|
| 2008: | Patrick Patterson* | Coaches |
| 2010: | DeMarcus Cousins | Coaches |
| | John Wall | AP |
| 2011: | Terrence Jones | Coaches AP |
| 2012: | Anthony Davis | Coaches AP |
| 2013: | Nerlens Noel | Coaches AP |
| 2014: | Julius Randle | Coaches AP |
| 2015: | Karl-Anthony Towns | Coaches AP |
| 2017: | Malik Monk | Coaches AP |

*shared honor with Florida's Nick Calathes

| SEC SIXTH MAN OF THE YEAR | | |
|---------------------------|---------------|---------|
| 2012: | Darius Miller | Coaches |
| 2013: | Kyle Wiltjer | Coaches |
| 2015: | Devin Booker | Coaches |

ALL-SEC
(from 1933-48 the SEC All-Tournament Team served as the All-SEC team)

| | | |
|-------|----------------------|--------|
| 1949: | Ralph Beard 1st AP | 1st AP |
| | Alex Groza | 1st AP |
| | Wah Wah Jones | 1st AP |
| | Cliff Barker | 2nd AP |
| | Dale Barnstable | 3rd AP |
| 1950: | Jim Line | 1st AP |
| | Bill Spivey | 1st AP |
| | Bill Spivey | 1st AP |
| | Walt Hirsch | 2nd AP |
| 1951: | Frank Ramsey | 1st AP |
| | Bill Spivey | 1st AP |
| | Bobby Watson | 1st AP |
| | Shelby Linville | 2nd AP |
| 1952: | Cliff Hagan | 1st AP |
| | Frank Ramsey | 1st AP |
| | Bobby Watson | 1st AP |
| 1954: | Cliff Hagan | 1st AP |



Anthony Davis was named the 2012 Naismith Men's College Player of the Year.

Awards and Honors

| | |
|----------------------------|---------------------------|
| Frank Ramsey | 1st AP |
| Lou Tsioropoulos | 2nd AP |
| 1955: Bob Burrow | 1st AP |
| Bill Evans | 3rd AP |
| 1956: Bob Burrow | 1st AP & Coaches |
| Jerry Bird | 2nd AP & Coaches |
| 1957: Johnny Cox | 1st AP & Coaches |
| Ed Beck | 2nd AP |
| 1958: Johnny Cox | 2nd AP Coaches |
| Vernon Hutton | 2nd AP Coaches |
| 1959: Johnny Cox | 1st AP Coaches |
| Bill Lickert | 3rd AP Coaches |
| 1960: Bill Lickert | 2nd AP Coaches |
| Don Mills | 2nd AP Coaches |
| 1961: Bill Lickert | 1st AP Coaches |
| 1962: Cotton Nash | 1st AP Coaches |
| Larry Pursiful | 1st AP Coaches |
| Carroll Burchett | 3rd AP |
| 1963: Cotton Nash | 1st AP Coaches |
| 1964: Cotton Nash | 1st AP Coaches |
| Ted Deeken | 2nd AP Coaches |
| Larry Conley | 3rd AP |
| 1965: Louie Dampier | 2nd AP & UPI Coaches |
| Tommy Kron | 3rd AP |
| Larry Conley | 3rd UPI Coaches |
| 1966: Louie Dampier | 1st AP & UPI Coaches |
| Pat Riley | 1st AP & UPI Coaches |
| Thad Jaracz | 2nd AP 3rd UPI |
| Larry Conley | HM AP 3rd UPI Coaches |
| Tommy Kron | HM AP 3rd UPI |
| 1967: Louie Dampier | 1st AP & UPI Coaches |
| Pat Riley | 2nd AP & UPI Coaches |
| 1968: Mike Casey | 1st AP & UPI Coaches |
| Dan Issel | 2nd AP & UPI Coaches |
| Thad Jaracz | 3rd UPI |
| Mike Pratt | HM AP |
| 1969: Dan Issel | 1st AP & UPI Coaches |
| Mike Casey | 2nd AP & UPI Coaches |
| Mike Pratt | 2nd AP & UPI Coaches |
| 1970: Dan Issel | 1st AP & UPI Coaches |

| | |
|---------------------------|----------------------------|
| Mike Pratt | 1st AP & UPI Coaches |
| Larry Steele | 3rd UPI |
| 1971: Tom Payne | 1st AP 2nd UPI Coaches |
| Mike Casey | 2nd AP 1st UPI |
| Larry Steele | 2nd AP 3rd UPI Coaches |
| Tom Parker | 2nd AP & UPI Coaches |
| Kent Hollenbeck | 3rd UPI |
| 1972: Tom Parker | 1st AP & UPI Coaches |
| Jim Andrews | 2nd AP 1st UPI Coaches |
| Ronnie Lyons | 3rd AP 2nd UPI |
| 1973: Jim Andrews | 1st AP & UPI Coaches |
| Kevin Grevey | 1st AP & UPI Coaches |
| Jimmy Dan Conner | 3rd AP |
| 1974: Kevin Grevey | 1st AP & UPI Coaches |
| Kevin Grevey | 1st AP & UPI Coaches |
| Jimmy Dan Conner | 3rd AP & UPI |
| Rick Robey | 3rd AP |
| 1976: Jack Givens | 2nd AP & UPI Coaches |
| Mike Phillips | 2nd AP & UPI |
| 1977: Jack Givens | 1st AP & UPI Coaches |
| Rick Robey | 1st AP & UPI Coaches |
| Larry Johnson | 3rd AP |
| Mike Phillips | 3rd UPI |
| 1978: Jack Givens | 1st AP & UPI Coaches |
| Rick Robey | 1st AP & UPI Coaches |
| Kyle Macy | 1st AP 2nd UPI Coaches |
| James Lee | 3rd AP |
| Mike Phillips | 3rd UPI |
| 1979: Kyle Macy | 1st AP & UPI Coaches |
| Dwight Anderson | 3rd AP |
| 1980: Kyle Macy | 1st AP & UPI Coaches |
| Sam Bowie | 2nd AP 3rd UPI Coaches |

| | |
|-------------------------------|----------------------------|
| 1981: Sam Bowie | 1st AP & UPI Coaches |
| Dirk Minniefield | 3rd AP & UPI |
| 1982: Derrick Hord | 1st AP 2nd UPI Coaches |
| Dirk Minniefield | 2nd AP UPI |
| Jim Master | 3rd UPI |
| Melvin Turpin | 3rd UPI |
| 1983: Melvin Turpin | 1st AP & UPI Coaches |
| Jim Master | 3rd UPI |
| Melvin Turpin | 3rd UPI |
| Kenny Walker | 3rd AP |
| 1984: Melvin Turpin | 1st AP & UPI Coaches |
| Kenny Walker | 2nd AP 3rd UPI Coaches |
| Sam Bowie | 3rd AP 2nd UPI Coaches |
| 1985: Kenny Walker | 1st AP & UPI Coaches |
| 1986: Kenny Walker | 1st AP & UPI Coaches |
| Winston Bennett | 2nd AP & UPI Coaches |
| Roger Harden | 3rd AP & UPI |
| 1987: Rex Chapman | 2nd AP & UPI Coaches |
| Ed Davender | 3rd AP 2nd UPI |
| 1988: Rex Chapman | 1st AP & UPI Coaches |
| Winston Bennett | 2nd AP & UPI Coaches |
| Ed Davender | 3rd AP 2nd UPI |
| 1989: LeRon Ellis | 2nd AP & UPI |
| Chris Mills | 3rd AP |
| 1990: Reggie Hanson | 2nd AP 3rd UPI |
| Derrick Miller | 2nd AP & UPI Coaches |
| 1991: Reggie Hanson | 2nd AP & UPI Coaches |
| John Pelphrey | 2nd AP 1st UPI Coaches |
| Jamal Mashburn | 3rd AP & UPI |
| 1992: Jamal Mashburn | 1st AP Coaches |
| 1993: Jamal Mashburn | 1st AP & Coaches |
| Travis Ford | 2nd AP 1st Coaches |
| 1994: Travis Ford | 2nd AP & Coaches |
| Tony Delk | 3rd AP 2nd Coaches |
| Rodrick Rhodes | 3rd AP & Coaches |
| 1995: Tony Delk | 1st AP & Coaches |
| Rodrick Rhodes | 3rd AP 2nd Coaches |
| Walter McCarty | 3rd AP |
| 1996: Tony Delk | 1st AP & Coaches |
| Antoine Walker | 1st AP & Coaches |
| Walter McCarty | 3rd AP 2nd Coaches |
| 1997: Ron Mercer | 1st AP & Coaches |
| Derek Anderson | 3rd AP 2nd Coaches |
| Anthony Epps | 3rd Coaches |
| 1998: Nazr Mohammed | 1st AP & Coaches |
| Scott Padgett | 3rd AP 2nd Coaches |
| Jeff Sheppard | 3rd AP |
| 1999: Scott Padgett | 2nd AP 1st Coaches |
| Wayne Turner | 3rd Coaches |
| 2000: Jamaal Magloire | 1st AP & Coaches |
| Tayshaun Prince | 2nd Coaches |
| 2001: Tayshaun Prince | 1st AP & Coaches |
| Keith Bogans | 2nd AP & Coaches |
| 2002: Tayshaun Prince | 1st AP & Coaches |
| 2003: Keith Bogans | 1st AP & Coaches |
| Marquis Estill | 2nd AP & Coaches |
| 2004: Erik Daniels | 2nd AP 1st Coaches |
| Gerald Fitch | 2nd AP 1st Coaches |
| Chuck Hayes | 3rd AP 2nd Coaches |
| Cliff Hawkins | 3rd AP |
| 2005: Kelenna Azubuike | 2nd AP & Coaches |
| Chuck Hayes | 1st AP & Coaches |
| Patrick Sparks | 3rd AP 2nd Coaches |
| 2006: Rajon Rondo | 3rd AP 2nd Coaches |
| Randolph Morris | 3rd AP |
| 2007: Randolph Morris | 1st Coaches |

| | |
|----------------------------------|----------------------|
| 2008: Ramel Bradley | 2nd AP 1st Coaches |
| Joe Crawford | 2nd Coaches |
| Patrick Patterson | 2nd AP & Coaches |
| 2009: Jodie Meeks | 1st Coaches & AP |
| Patrick Patterson | 1st Coaches 2nd AP |
| 2010: DeMarcus Cousins | 1st Coaches & AP |
| John Wall | 1st Coaches & AP |
| Patrick Patterson | 1st Coaches 2nd AP |
| 2011: Brandon Knight | 1st Coaches 2nd AP |
| Terrence Jones | 1st Coaches & AP |
| 2012: Anthony Davis | 1st Coaches & AP |
| Michael Kidd-Gilchrist | 1st Coaches & AP |
| Terrence Jones | 2nd Coaches & AP |
| Doron Lamb | 2nd Coaches |
| 2013: Nerlens Noel | 1st Coaches & AP |
| 2014: Julius Randle | 1st Coaches & AP |
| James Young | 2nd Coaches |
| 2015: Willie Cauley-Stein | 1st Coaches & AP |
| Karl-Anthony Towns | 1st Coaches & AP |
| Devin Booker | 2nd Coaches |
| Aaron Harrison | 2nd Coaches & AP |
| 2016: Jamal Murray | 1st Coaches & AP |
| Tyler Ulis | 1st Coaches & AP |
| 2017: De'Aaron Fox | 1st Coaches & AP |
| Malik Monk | 1st Coaches & AP |
| Bam Adebayo | 2nd Coaches & AP |

SEC ALL-DEFENSIVE

| | |
|----------------------------------|---------|
| 2008: Ramel Bradley | Coaches |
| 2010: Patrick Patterson | Coaches |
| 2011: DeAndre Liggins | Coaches |
| 2012: Anthony Davis | Coaches |
| Michael Kidd-Gilchrist | Coaches |
| 2013: Nerlens Noel | Coaches |
| 2014: Willie Cauley-Stein | Coaches |
| 2015: Willie Cauley-Stein | Coaches |
| 2016: Tyler Ulis | Coaches |

SEC ALL-FRESHMAN

| | |
|----------------------------------|---------|
| 1987: Rex Chapman | Coaches |
| 1988: Eric Manuel | Coaches |
| 1989: Chris Mills | Coaches |
| 1991: Jamal Mashburn | Coaches |
| 1993: Rodrick Rhodes | Coaches |
| 1996: Ron Mercer | Coaches |
| 1997: Jamaal Magloire | Coaches |
| 2000: Keith Bogans | Coaches |
| 2001: Gerald Fitch | Coaches |
| Jason Parker | Coaches |
| 2002: Chuck Hayes | Coaches |
| 2005: Rajon Rondo | Coaches |
| 2007: Jodie Meeks | Coaches |
| 2008: Patrick Patterson | Coaches |
| 2010: Eric Bledsoe | Coaches |
| DeMarcus Cousins | Coaches |
| John Wall | Coaches |
| 2011: Brandon Knight | Coaches |
| Terrence Jones | Coaches |
| Doron Lamb | Coaches |
| 2012: Anthony Davis | Coaches |
| Michael Kidd-Gilchrist | Coaches |
| 2013: Willie Cauley-Stein | Coaches |
| Archie Goodwin | Coaches |
| Nerlens Noel | Coaches |
| Alex Poysthress | Coaches |
| 2014: Julius Randle | Coaches |
| James Young | Coaches |
| 2015: Devin Booker | Coaches |
| Trey Lyles | Coaches |
| Karl-Anthony Towns | Coaches |
| Tyler Ulis | Coaches |
| 2016: Jamal Murray | Coaches |
| 2017: Bam Adebayo | Coaches |
| De'Aaron Fox | Coaches |
| Malik Monk | Coaches |

ALL-SOUTHERN CONFERENCE

| | |
|---------------------------|---------|
| 1926: Paul Jenkins | Coaches |
| 1929: Carey Spicer | Coaches |
| 1930: Carey Spicer | Coaches |
| 1931: Carey Spicer | Coaches |
| Louis McGinnis | Coaches |



Jamal Mashburn was a three-time All-SEC member (1991, 1992, 1993).



Malik Monk won Kentucky's first-ever Jerry West Award as the nation's top shooting guard in 2016-17.

| | |
|---------------------|---------|
| George Yates | Coaches |
| 1932: Ellis Johnson | Coaches |

ALL-NCAA TOURNAMENT FINAL FOUR

| | |
|-------|------------------------|
| 1948: | Alex Groza (MVP) |
| 1949: | Alex Groza (MVP) |
| 1951: | Bill Spivey (MVP) |
| | Shelby Linville |
| 1958: | Vernon Hatton |
| | Johnny Cox |
| 1966: | Pat Riley |
| | Louie Dampier |
| 1975: | Kevin Grevey |
| 1978: | Jack Givens (MVP) |
| | Rick Robey |
| 1993: | Jamal Mashburn |
| 1996: | Tony Delk (MVP) |
| | Ron Mercer |
| 1997: | Ron Mercer |
| | Scott Padgett |
| 1998: | Jeff Sheppard (MVP) |
| | Scott Padgett |
| 2012: | Anthony Davis (MVP) |
| | Michael Kidd-Gilchrist |
| | Doron Lamb |
| 2014: | Julius Randle |
| | James Young |

NCAA REGIONAL TOURNAMENT

| | |
|-------|------------------|
| 1948: | Alex Groza (MVP) |
| 1949: | Alex Groza (MVP) |
| 1951: | Bill Spivey |
| 1955: | Bob Burrow |
| 1956: | Bob Burrow |
| | Jerry Bird |
| 1957: | Johnny Cox |
| | Gerry Calvert |
| 1958: | Vernon Hatton |
| | Johnny Cox |
| 1959: | Bennie Coffman |
| 1961: | Bill Lickert |
| 1962: | Larry Pursiful |
| | Cotton Nash |
| 1966: | Pat Riley (MVP) |
| | Louie Dampier |
| 1968: | Mike Casey |
| | Dan Issel |
| 1969: | Dan Issel |
| 1970: | Dan Issel |
| 1972: | Jim Andrews |
| 1973: | Jim Andrews |
| 1975: | Jimmy Dan Conner |
| 1977: | Jack Givens |
| 1978: | Kyle Macy (MVP) |
| | Jack Givens |
| | Mike Phillips |
| 1980: | Fred Cowan |
| 1983: | Jim Master |
| | Melvin Turpin |

| | |
|-------|------------------------------|
| 1984: | Dickey Beal (MVP) |
| | Melvin Turpin |
| | Sam Bowie |
| 1985: | Kenny Walker |
| 1986: | Kenny Walker |
| | Winston Bennett |
| 1992: | Jamal Mashburn |
| | Sean Woods |
| 1993: | Travis Ford (MVP) |
| | Jamal Mashburn |
| | Jared Prickett |
| 1995: | Tony Delk |
| 1996: | Tony Delk (MVP) |
| | Derek Anderson |
| | Anthony Epps |
| | Antoine Walker |
| 1997: | Ron Mercer (MVP) |
| | Wayne Turner |
| 1998: | Wayne Turner (MVP) |
| | Scott Padgett |
| | Jeff Sheppard |
| 1999: | Scott Padgett |
| 2003: | Keith Bogans |
| | Marquis Estill |
| 2005: | Chuck Hayes |
| 2010: | DeMarcus Cousins |
| | John Wall |
| 2011: | Brandon Knight (MVP) |
| | Josh Harrellson |
| | DeAndre Liggins |
| 2012: | Michael Kidd-Gilchrist (MVP) |
| | Anthony Davis |
| | Doron Lamb |
| 2014: | Julius Randle (MVP) |
| | Aaron Harrison |
| | Marcus Lee |
| 2015: | Karl-Anthony Towns (MVP) |
| | Willie Cauley-Stein |
| | Andrew Harrison |
| 2017: | De'Aaron Fox |
| | Isaac Humphries |

ALL-SEC TOURNAMENT

| | | |
|-------|------------------|-----|
| 1933: | Ellie Johnson | 1st |
| | John DeMoisey | 1st |
| | Aggie Sale | 1st |
| | Bill Davis | 2nd |
| 1934: | John DeMoisey | 1st |
| | Bill Davis | 1st |
| 1936: | Ralph Carlisle | 1st |
| | Whitey Anderson | 2nd |
| 1937: | Ralph Carlisle | 1st |
| | Warfield Dononue | 1st |
| | Rice Walker | 2nd |
| | Walter Hodge | 2nd |
| 1938: | Bernie Oppper | 1st |
| | Joe Hagan | 2nd |
| 1939: | Bernie Oppper | 1st |
| | Keith Farnsley | 2nd |

| | | |
|-------|------------------------|-----|
| 1940: | Layton Rouse | 1st |
| | Keith Farnsley | 2nd |
| 1941: | Marvin Akers | 1st |
| | Lee Huber | 1st |
| | Keith Farnsley | 2nd |
| | James King | 2nd |
| 1942: | Ermal Allen | 1st |
| | James King | 2nd |
| | Marvin Akers | 2nd |
| 1943: | Marvin Akers | 1st |
| | Melvin Brewer | 1st |
| | Milton Ticco | 2nd |
| 1944: | Bob Brannum | 1st |
| | Jack Tingle | 1st |
| | Jack Parkinson | 1st |
| | Wilbur Schu | 2nd |
| 1945: | Ken Campbell | 1st |
| | Jack Tingle | 1st |
| | Jack Parkinson | 1st |
| 1946: | Wah Wah Jones | 1st |
| | Ralph Beard | 1st |
| | Jack Tingle | 1st |
| | Jack Parkinson | 1st |
| | Wilbur Schu | 2nd |
| 1947: | Wah Wah Jones | 1st |
| | Ralph Beard | 1st |
| | Jack Tingle | 1st |
| | Joe Holland | 1st |
| | Ken Rollins | 1st |
| | Alex Groza | 2nd |
| 1948: | Wah Wah Jones | 1st |
| | Ralph Beard | 1st |
| | Ken Rollins | 1st |
| | Alex Groza | 2nd |
| | Cliff Barker | 2nd |
| 1949: | Wah Wah Jones | 1st |
| | Ralph Beard | 1st |
| | Alex Groza | 1st |
| | Cliff Barker | 2nd |
| 1950: | Jim Line | 1st |
| | Bill Spivey | 2nd |
| 1951: | Walter Hirsch | 1st |
| | Bill Spivey | 1st |
| | Cliff Hagan | 2nd |
| 1952: | Cliff Hagan | 1st |
| | Frank Ramsey | 1st |
| | Robert Watson | 2nd |
| 1979: | Kyle Macy (MVP) | |
| | Truman Clayton | |
| 1980: | Kyle Macy | |
| | Sam Bowie | |
| 1982: | Dirk Minniefield (MVP) | |
| 1984: | Melvin Turpin | |
| 1986: | Roger Harden | |
| 1988: | Rex Chapman (MVP) | |
| | Winston Bennett | |
| 1992: | Jamal Mashburn (MVP) | |
| | John Pelphrey | |
| 1993: | Travis Ford (MVP) | |

| | |
|-------|---------------------------|
| | Andre Riddick |
| | Jamal Mashburn |
| 1994: | Travis Ford (MVP) |
| | Tony Delk |
| | Jeff Brassow |
| 1995: | Antoine Walker (MVP) |
| | Mark Pope |
| 1996: | Antoine Walker |
| | Walter McCarty |
| 1997: | Ron Mercer (MVP) |
| | Anthony Epps |
| | Jared Prickett |
| 1998: | Wayne Turner (MVP) |
| | Heshimu Evans |
| | Nazr Mohammed |
| | Scott Padgett |
| 1999: | Scott Padgett (MVP) |
| | Wayne Turner |
| 2001: | Tayshaun Prince (MVP) |
| | Keith Bogans |
| 2003: | Keith Bogans (MVP) |
| | Marquis Estill |
| 2004: | Gerald Fitch (MVP) |
| | Kelenna Azubuike |
| | Chuck Hayes |
| 2005: | Kelenna Azubuike |
| 2010: | John Wall (MVP) |
| | Eric Bledsoe |
| | DeMarcus Cousins |
| 2011: | Darius Miller (MVP) |
| | Brandon Knight |
| | Josh Harrellson |
| 2012: | Anthony Davis |
| | Terrence Jones |
| 2014: | Aaron Harrison |
| | Julius Randle |
| 2015: | Willie Cauley-Stein (MVP) |
| | Aaron Harrison |
| | Andrew Harrison |
| 2016: | Tyler Ulis (MVP) |
| | Jamal Murray |
| 2017: | De'Aaron Fox (MVP) |
| | Bam Adebayo |
| | Dominique Hawkins |

ALL-SIAA TOURNAMENT

| | |
|-------|-------------|
| 1921: | Paul Adkins |
| | Bill King |
| | Bob Lavin |

UK ATHLETICS HALL OF FAME

UK's Athletic Hall of Fame, organized in 2005, recognizes and honors persons whose participation and contributions enriched and strengthened the university athletic program. Athletes are required to wait five years after completing their Wildcat playing career before being eligible for the honor. The charter class was comprised of those individuals who had previously had their jersey retired at Rupp Arena, Commonwealth Stadium, Memorial Coliseum and Cliff Hagan Stadium.

MEMBER (SPORT, YEARS)

Jeff Abbott (BB 1991-94)
 Derek Abney (FB 2000-03)
 George Adams (FB 1981-84)
 Ermal Allen (FB 1939-41)
 Sam Ball (FB 1963-65)
 Cliff Barker (MBB 1947-49)
 Oliver Barnett (FB 1986-89)
 Ralph Beard (MBB 1946-49)
 Calvin Bird (FB 1958-60)
 Jerry Bird (MBB 1954-56)
 Rodger Bird (FB 1963-65)
 George Blanda (FB 1945-48)
 Keith Bogans (MBB 2000-03)
 Marsha Bond (VB 1980-83)
 Sam Bowie (MBB 1980-81, '84)
 Gay Brewer (MGolf 1952-54)
 Pam Brauning (WBB 1974-78)
 Lisa Breiding Duerr (XC, T&F 1986-89)
 Rich Brooks (FB Coach 2003-09)
 Al Bruno (FB 1948-50)
 Paul "Bear" Bryant (FB Coach 1946-53)
 Warren Bryant (FB 1974-76)
 Bob Burrow (MBB 1955-56)
 Burgess Carey (MBB 1925-26)
 Mike Casey (MBB 1968-69, 71)
 Rex Chapman (MBB 1987-88)
 Jerry Claiborne (FB Coach 1982-89)
 Randall Cobb (FB 2008-10)
 Blanton Collier (FB Coach 1954-61)
 Sonny Collins (FB 1972-75)
 Larry Conley (MBB 1964-66)
 Ray Correll (FB 1951-53)
 Tim Couch (FB 1996-98)
 Collin Cowgill (BB 2005-08)
 Johnny Cox (MBB 1957-59)
 Louie Dampier (MBB 1965-67)
 Bob Davis (FB 1935-37)
 Dermontti Dawson (FB 1984-87)
 Kathy DeBoer (VB 1984-02)
 Tony Delk (MBB 1993-96)
 John "Frenchy" DeMoisey (MBB 1932-34)
 Leroy Edwards (MBB 1935)
 Pat Etcheberry (TF 1963-89)
 Billy Evans (MBB 1952, '54-55)
 Richie Farmer (MBB 1989-92)
 Joe Federspiel (FB 1969-71)
 Deron Feldhaus (MBB 1989-92)
 Steve Flesch (MGolf 1987-90)
 Dom FuXci (BB 1948-51)
 Bob Gain (FB 1947-50)
 Jack Givens (MBB 1975-78)
 Irv Goode (FB 1959-61)

Phil Grawemeyer (MBB 1954-56)
 Andy Green (BB 1997-2000)
 Jim Green (TF 1968-71)
 Kevin Grevey (MBB 1973-75)
 Alex Groza (MBB 1945, '47-49)
 Ralph Hacker (Broadcaster 1966-2000)
 Wilbur Hackett (FB 1967-70)
 Cliff Hagan (MBB 1951-52, '54)
 Joe B. Hall (MBB Coach 1973-85)
 Tim Harden (TF 1993-96)
 Jenny Hansen (GYM 1993-96)
 Vernon Hatton (MBB 1956-58)
 Basil Hayden (MBB 1920-22)
 Chuck Hayes (MBB 2002-05)
 Mark Higgs (FB 1984-87)
 J.B. Holmes (MGolf 2002-05)
 Sherry Hoover Bordner (TF 1986-89)
 Jim Host (Contributor/BB 1957-59)
 Tom Hutchinson (FB 1960-62)
 Taryn Ignacio Patrick (Diving, 2004-07)
 Dan Issel (MBB 1968-70)
 Ilkka Janttin (MSOC 1998-01)
 Clyde Johnson (FB 1940-42)
 Ellis Johnson (MBB, FB, BB, TF 1930-33)
 James Johnson (WR 1977-80)
 Molly Johnson-Belcher (SB 2007-10)
 Nancy Napolski Johnson (RIF 1993-96)
 Wah Wah Jones (MBB 1946-49, FB 1945-48)
 Cedric Kaufmann (MTEN 1995-98)
 Jeff Keener (BB 1980-81)
 Bill Keightley (Equipment Mgr. 1962-2008)
 John "Shipwreck" Kelly (FB 1929-31)
 Ralph Kercheval (FB 1931-33)
 Rick Kestner (FB 1963-65)
 Rachel Komisarz (SW 1996-99)
 Jim Kovach (FB 1974-76, '78)
 Harry Lancaster (Dir. of Athletics, 1968-75; BB Head Coach 1947, 1951-65; Asst. MBB Coach 1946-70)
 Cawood Ledford (Broadcaster 1953-92)
 Bill Lickert (MBB 1959-61)
 Jared Lorenzen (FB 2000-03)
 Dicky Lyons (FB 1966-68)
 Kyle Macy (MBB 1978-80)
 Bernadette Madigan-Dugan (XC, T&F 1981-85)
 Keith Madison (BB Coach 1979-2003)
 Jamal Mashburn (MBB 1991-93)
 Charlie XClendon (FB 1949-50)
 Steve Meilinger (FB 1951-53)
 Lou Michaels (FB 1955-57)
 Marty Moore (FB 1990-93)
 Doug Moseley (FB 1949-51)

Clayton Moss (Diving 1999-2003)
 Cotton Nash (MBB 1962-64)
 C.M. Newton (MBB 1949-51; AD 1989-2000)
 Leslie Nichols (WBB 1983-86)
 Nate Northington (FB 1966-67)
 Rick Norton (FB 1963-65)
 Rick Nuzum (FB 1972-74)
 Johnny Owens (MGolf 1947-50)
 Greg Page (FB 1966-67)
 Vito "Babe" Parilli (FB 1949-51)
 John Pelphrey (MBB 1989-92)
 Rick Pitino (MBB Coach 1990-97)
 Mike Pratt (MBB 1968-70)
 Tayshaun Prince (MBB 1999-02)
 Derrick Ramsey (FB 1975-77)
 Frank Ramsey (MBB 1951-52, '54)
 Bill Ransdell (FB 1983-86)
 Jay Rhodemyre (FB 1942, '46-47)
 Russell Rice (SID 1967-87)
 Passion Richardson (TF 1994-97, Coach 2001-05)
 Pat Riley (MBB 1965-67)
 Rick Robey (MBB 1975-78)
 Dave Roller (FB 1968-70)
 Kenny Rollins (MBB 1943, '47-48)
 Gayle Rose (MBB 1952, '54-55)
 Layton "Mickey" Rouse (MBB 1938-40)
 Sarah Rumely (VB 2006-09)
 Adolph Rupp (MBB Coach 1931-72)
 Forest "Aggie" Sale (MBB 1931-33)
 Howard Schnellenberger (FB 1952-55)
 Nancy Scranton (WGGolf 1983-84)

Larry Seiple (FB 1964-66)
 Washington "Wash" Serini (FB 1944-47)
 Bernie Shively (AD '38-67, FB Coach 1945)
 Terry Shumpert (BB 1985-87)
 Adrian Smith (MBB, 1956-58)
 Orlando "Tubby" Smith (MBB Coach, 1998-2007)
 Carey Spicer (MBB 1929-31)
 Bill Spivey (MBB 1950-51)
 Art Still (FB 1974-77)
 Valerie Still (WBBB 1980-83)
 Claude Sullivan (Sportscaster 1948-67)
 Lou Tsioropoulos (MBB 1951-54)
 Herschel Turner (FB 1961-63)
 Harry Ulinski (FB 1946-49)
 Jeff Van Note (FB 1966-68)
 Kenny Walker (MBB 1983-86)
 John Wall (MBB 2010)
 Brandon Webb (BB 1998-00)
 Press Whelan (TF 1957-61, Coach 1967-73)
 Moe Williams (FB 1993-95)
 Jesse Witten (MTN 2002-05)
 Sarah Witten (WTN 2000-03)
 Sean Woods (MBB 1990-92)
 Wesley Woodyard (FB 2007-07)
 Tina Johnson Ybarra (Diving 1994-96)
 Craig Yeast (FB 1995-98)
 Valerie McGovern Young (XC 1988-91)



John Wall (2010) was inducted into the UK Athletics Hall of Fame as a member of the 2017 class. Wall was UK's first-ever national player of the year and No. 1 overall draft pick.

KENTUCKY IN THE NCAA

NCAA SEASONAL STATISTICAL CHAMPIONS KENTUCKY

WON-LOST PCT.

1954 – 1.000 (25-0)
 2015 - .974 (38-1)
 2012 – .950 (38-2)
 1978 – .938 (30-2)
 2010 - .921 (35-3)
 2003 – .889 (32-4)

SCORING OFFENSE

1952 – 82.3 PPG

SCORING MARGIN

1954 – 27.2 PPG (87.5 – 60.3)
 1952 – 26.9 PPG (82.3 – 55.4)
 1949 – 24.3 PPG (68.2 – 43.9)
 1951 – 22.2 PPG (74.7 – 52.5)
 1996 – 22.1 PPG (91.4 – 69.4)
 1997 – 20.3 PPG (83.1 – 62.8)
 2015 - 20.1 PPG (74.4 - 54.3)
 1995 – 18.4 PPG (87.4 – 69.0)
 2012 – 16.8 PPG (77.4 - 60.6)
 1957 – 14.8 PPG (84.2 – 69.4)

REBOUNDS

1951 – 2,109

FG PCT.

1983 – .556

3FG MADE

1990 – 10.04 PG

ASSISTS

1996 – 21.8 PG
 1997 – 19.4 PG

BLOCKED SHOTS

2012 – 8.6 BPG

FG PCT. DEFENSE

2012 – 37.4
 2015 - 35.4



John Calipari tied former UK head coach Tubby Smith for the most wins (35) by a head coach in their first season in the program, an NCAA record.

Kentucky has made *56 appearances in the NCAA Tournament — more than any other school. Kentucky has captured the NCAA title eight times. Through the years, the Wildcats have racked up an impressive 124-50 NCAA Tournament record.

Totals

- 56 appearances
- Won 124, lost 50
- Eight NCAA championships
- Four-time national runner-up
- 17 Final Four appearances
- 37 Elite Eight appearances

Years in NCAA Tourney

1942-45-48-49-51-52-55-56-57-58-59-61-62-64-66-68-69-70-71-72-73-75-77-78-80-81-82-83-84-85-86-87-*-92-93-94-95-96-97-98-99-2000-01-02-03-04-05-06-07-08-10-11-12-14-15-16-17.

* 1988 appearance vacated as part of NCAA sanctions

The Wildcats hold numerous records in NCAA play, both as a team and individually. Here are the NCAA records held by UK:

Fewest Points Allowed (single game, since 1938)

6 Kentucky (75) vs. Arkansas State, Jan. 8, 1945; and Tennessee (11) vs. Temple, Dec. 15, 1973

Fewest Field Goals (single game, since 1938)

2 Arkansas State vs. Kentucky, Jan. 8, 1945; Duke vs. N.C. State, March 8, 1968

Most Rebounds (single game)

108 Kentucky vs. Ole Miss, Feb. 8, 1964

Most Rebounds (season)

2,109 Kentucky, 1951 (34 games)

Most Consecutive Homecourt Victories

129 Kentucky, from Jan. 4, 1943, to Jan. 8, 1955 (ended by Georgia Tech, 59-58)

Unbeaten Teams

(since 1938, UK is one of 12 schools)

1954 Kentucky (25-0)

30-Game Winners (UK has registered more 30-game winning seasons, 15, than any other school)

- 38 Kentucky, 2015 (NCAA record)
- 38 Kentucky, 2012 (NCAA record)
- 36 Kentucky, 1948
- 35 Kentucky, 1997
- Kentucky, 1998
- Kentucky, 2010
- 34 Kentucky, 1947
- 32 Kentucky, 1949
- Kentucky, 1951
- Kentucky, 1986
- Kentucky, 2003
- Kentucky, 2017
- 30 Kentucky, 1978
- Kentucky, 1993
- Kentucky, 1996

Most Wins by a Coach in his

First Year at a School

- 35 Tubby Smith, Kentucky, 1998
- John Calipari, Kentucky, 2010

KENTUCKY IN THE NCAA TOURNAMENT

All-Time

Most Tournament Appearances: 56 – Kentucky

Most Tournament Games: 174 – Kentucky

Most Tournament Wins: 124 – Kentucky

Series

Most Assists in a Tournament: 143 – Kentucky, 1996 (6 games)

Most Blocks in a Tournament: 48 – Kentucky, 1998 (6 games)

Team

Fewest Points in a Final Four Game: 28 – Kentucky vs. Dartmouth (47), 1942

Most Blocks in a Tournament Game: 14 – Kentucky vs. UCLA, 1998

Most Blocks in a Tournament Game (Two Teams): 20 – Kentucky (14) vs. UCLA (6), 1998

Most Personal Fouls by Two Final Four Teams: 61 – Syracuse (30) vs. Kentucky (31), 1975

Individual

Highest FG%: 100.0% (Tied) - Kenny Walker (11-11) vs. Western Kentucky, 1986

Team - Championship Game

Largest Halftime Deficit Overcome: 10 – Kentucky (31) vs. Utah (41), 1998

Most Points Scored by Two Teams: 182 – Kentucky (94) vs. Duke (88), 1978

Most FG Made by Two Teams: 71 – UCLA (38) vs. Kentucky (33), 1975

Most 3FG: 12 – Kentucky vs. Syracuse, 1996 (12-27)

Most Disqualifications: 4 – Kentucky vs. Arizona, 1997

Most Blocks: 11 – Kentucky vs. Kansas, 2012

Individual - Championship Game

Blocks: 6 (Tied) – Anthony Davis vs. Kansas, 2012

Most 3FG: 7 (Tied) – Tony Delk (7-12) vs. Syracuse, 1996



Anthony Davis holds the NCAA championship game record with six blocks.

NCAA BASKETBALL'S ELITE

NCAA CHAMPIONSHIPS

| | | |
|----|-----------------|----------|
| 1. | UCLA | 11 |
| 2. | KENTUCKY | 8 |
| 3. | North Carolina | 6 |
| 4. | Duke | 5 |
| | Indiana | 5 |

NCAA FINAL FOURS

| | | |
|----|-----------------|-----------|
| 1. | North Carolina | 20 |
| 2. | KENTUCKY | 17 |
| | UCLA | 17 |
| 4. | Duke | 16 |
| 5. | Kansas | 14 |

NCAA FINAL FOUR WINS

| | | |
|----|-----------------|-----------|
| 1. | UCLA | 25 |
| 2. | KENTUCKY | 20 |
| 3. | North Carolina | 18 |
| 4. | Duke | 17 |
| 5. | Kansas | 12 |
| | Indiana | 12 |

NCAA TOURNAMENT APPEARANCES

| | | |
|----|-----------------|-----------|
| 1. | KENTUCKY | 56 |
| 2. | North Carolina | 48 |
| 3. | Kansas | 46 |
| | UCLA | 46 |
| 5. | Louisville | 42 |

TOURNAMENT GAMES

| | | |
|----|-----------------|------------|
| 1. | KENTUCKY | 174 |
| 2. | North Carolina | 168 |
| 3. | Kansas | 148 |
| 4. | Duke | 144 |
| 5. | UCLA | 140 |

TOURNAMENT WINS

| | | |
|----|-----------------|------------|
| 1. | KENTUCKY | 124 |
| 2. | North Carolina | 123 |
| 3. | Duke | 108 |
| 4. | Kansas | 103 |
| 5. | UCLA | 101 |

TOURNAMENT WINNING PERCENTAGE

| | | |
|----|-----------------|----------------------|
| 1. | Duke | .750 (108-36) |
| 2. | North Carolina | .732 (123-45) |
| 3. | Florida | .724 (42-16) |
| 4. | UCLA | .721 (101-39) |
| 5. | KENTUCKY | .713 (124-50) |

ALL-TIME WINNINGEST TEAMS


| SCHOOL NAME | FIRST YEAR | YRS. | WON | LOST | TIED | PCT. |
|----------------------|------------|------|-------|-------|------|------|
| 1. Kentucky | 1903 | 114 | 2,237 | 688 | 1 | .765 |
| 2. Kansas | 1899 | 119 | 2,217 | 841 | 0 | .725 |
| 3. North Carolina | 1911 | 107 | 2,206 | 781 | 0 | .739 |
| 4. Duke | 1906 | 112 | 2,115 | 873 | 0 | .708 |
| 5. Temple | 1895 | 121 | 1,886 | 1,053 | 0 | .642 |
| 6. Syracuse | 1901 | 116 | 1,861 | 880 | 0 | .679 |
| 7. UCLA | 1920 | 98 | 1,849 | 824 | 0 | .692 |
| 8. Notre Dame | 1898 | 112 | 1,845 | 994 | 1 | .650 |
| 9. St. John's (N.Y.) | 1908 | 110 | 1,817 | 999 | 0 | .645 |
| 10. Louisville | 1913 | 103 | 1,803 | 901 | 0 | .667 |
| 11. Indiana | 1901 | 117 | 1,801 | 1,019 | 0 | .639 |
| 12. BYU | 1903 | 115 | 1,786 | 1,071 | 0 | .625 |
| 13. Utah | 1909 | 109 | 1,779 | 978 | 0 | .645 |

| SCHOOL NAME | FIRST YEAR | YRS. | WON | LOST | TIED | PCT. |
|----------------------|------------|------|-------|-------|------|------|
| 14. Arizona | 1905 | 112 | 1,769 | 923 | 0 | .657 |
| 15. Illinois | 1906 | 112 | 1,764 | 973 | 0 | .645 |
| 16. Cincinnati | 1902 | 116 | 1,757 | 1,003 | 0 | .637 |
| 17. Texas | 1906 | 111 | 1,750 | 1,054 | 0 | .624 |
| 18. Western Kentucky | 1915 | 98 | 1,748 | 901 | 0 | .660 |
| 19. Penn | 1897 | 117 | 1,747 | 1,091 | 2 | .615 |
| Purdue | 1897 | 119 | 1,747 | 1,019 | 0 | .632 |
| 21. Washington | 1896 | 115 | 1,744 | 1,162 | 0 | .600 |
| 22. West Virginia | 1904 | 108 | 1,730 | 1,066 | 0 | .619 |
| 23. Princeton | 1901 | 117 | 1,718 | 1,062 | 0 | .618 |
| 24. Villanova | 1921 | 97 | 1,713 | 920 | 0 | .651 |
| 25. Oregon State | 1902 | 116 | 1,711 | 1,321 | 0 | .564 |

ALL-TIME WINNING PERCENTAGE

| SCHOOL NAME | FIRST YEAR | YRS. | WON | LOST | TIED | PCT. |
|---------------------|------------|------|-------|------|------|------|
| 1. Kentucky | 1903 | 114 | 2,237 | 688 | 1 | .765 |
| 2. North Carolina | 1911 | 107 | 2,206 | 781 | 0 | .739 |
| 3. Kansas | 1899 | 119 | 2,217 | 841 | 0 | .725 |
| 4. Duke | 1906 | 112 | 2,115 | 873 | 0 | .708 |
| 5. UNLV | 1959 | 58 | 1,225 | 530 | 0 | .698 |
| 6. UCLA | 1920 | 98 | 1,849 | 824 | 0 | .692 |
| 7. Syracuse | 1901 | 116 | 1,861 | 880 | 0 | .679 |
| 8. Louisville | 1912 | 103 | 1,803 | 901 | 0 | .667 |
| 9. Western Kentucky | 1915 | 98 | 1,748 | 901 | 0 | .660 |
| 10. Arizona | 1905 | 112 | 1,769 | 923 | 0 | .657 |
| 11. Villanova | 1921 | 97 | 1,713 | 920 | 0 | .651 |
| VCU | 1971 | 47 | 921 | 494 | 0 | .651 |
| 13. Notre Dame | 1898 | 112 | 1,845 | 994 | 1 | .650 |

| SCHOOL NAME | FIRST YEAR | YRS. | WON | LOST | TIED | PCT. |
|-------------------|------------|------|-------|-------|------|------|
| 14. Illinois | 1906 | 112 | 1,764 | 973 | 0 | .645 |
| St. John's (N.Y.) | 1908 | 110 | 1,817 | 999 | 0 | .645 |
| Utah | 1909 | 109 | 1,779 | 978 | 0 | .645 |
| 17. Connecticut | 1901 | 114 | 1,682 | 939 | 0 | .642 |
| Murray State | 1926 | 92 | 1,586 | 883 | 0 | .642 |
| Temple | 1895 | 121 | 1,886 | 1,053 | 0 | .642 |
| 20. Arkansas | 1924 | 94 | 1,647 | 927 | 0 | .640 |
| 21. Indiana | 1901 | 117 | 1,801 | 1,019 | 0 | .639 |
| 22. Cincinnati | 1902 | 116 | 1,757 | 1,003 | 0 | .637 |
| 23. Weber State | 1963 | 55 | 1,023 | 587 | 0 | .635 |
| 24. Purdue | 1897 | 119 | 1,747 | 1,019 | 0 | .632 |
| 25. Memphis | 1921 | 96 | 1,521 | 890 | 0 | .631 |



Kenny Walker is among a select group who was perfect from the field (11 of 11) in an NCAA Tournament game

UK'S NCAA TOURNAMENT GAME HIGHS

TEAM POINTS

- 113 Mount Saint Mary's (1995, 1st Rd)
- 110 San Jose State (1996, 1st Rd)
- 109 Notre Dame (1970, Sweet 16)
- 106 Florida State (1993, Elite 8)
- 106 Iowa State (1992, 2nd Rd)
- 106 Austin Peay (1973, Sweet 16) [OT]

BY OPPONENT

- 107 by Western Kentucky (1971, Sweet 16)
- 106 by Jacksonville (1970, Elite 8)
- 104 by Duke (1992, Elite 8) [OT]

WINNING MARGIN

- +46 Mount St. Mary's, 1995 (1st Rd) [113-67]
- +39 West Virginia, 2015 (Sweet 16) [78-39]
- +44 Rider, 1993 (1st Rd) [96-52]
- +38 Montana, 1997 (1st Rd) [92-54]
- +38 San Jose State, 1996 (1st Rd) [110-72]
- +34 Wake Forest, 1993 (Sweet 16) [103-69]

INDIVIDUAL POINTS

- 44 Dan Issel vs. Notre Dame (1970, Sweet 16)
 - 41 Tayshaun Prince vs. Tulsa (2002, 2nd Rd)
 - 41 Jack Givens vs. Duke (1978, Finals)
 - 39 De'Aaron Fox vs. UCLA (2017, Sweet 16)
 - 36 Dan Issel vs. Miami, Ohio (1969, Reg. Cons.)
 - 36 Dan Issel vs. Marquette (1968, Sweet 16)
- BY OPPONENT**
- 52 by Austin Carr, Notre Dame (1970, Sweet 16)
 - 36 by Henry Finkel, Dayton (1966, Sweet 16)
 - 35 by Jim McDaniels, Western Kentucky (1971, Sweet 16)
 - 34 by Carl Cain, Iowa (1956, Elite 8)

FIELD GOALS

- 18 Jack Givens vs. Duke (1978, Champ.) [27 att.]
- 17 Dan Issel vs. Notre Dame (1970, Sweet 16) [28 att.]
- 15 Jim Andrews vs. Austin Peay (1973, Sweet 16) [19 att.]
- 14 Tayshaun Prince vs. Tulsa (2002, 2nd Rd) [21 att.]
- 14 Dan Issel vs. Marquette (1968, Sweet 16) [18 att.]
- 14 Louie Dampier vs. Dayton (1966, Sweet 16) [23 att.]
- 14 Bob Brown vs. Wayne State (1956, Sweet 16)

BY OPPONENT

- 22 by Austin Carr, Notre Dame (1970, 1st Rd) [35 att.]
- 15 by Henry Finkel, Dayton (1966, Sweet 16) [26 att.]

FIELD-GOAL ATTEMPTS

- 30 Kevin Grevey vs. UCLA (1975, Champ.) [13 made]
- 29 Bill Spivey vs. Kansas State (1951, Champ.) [9 made]
- 28 Dan Issel vs. Notre Dame (1970, Sweet 16) [17 made]
- 27 Jack Givens vs. Duke (1978, Champ.) [18 made]
- 27 Pat Riley vs. Michigan (1966, Elite 8) [13 made]
- 27 Cotton Nash vs. Loyola (1964, Reg. Cons.) [11 made]

BY OPPONENT

- 35 by Austin Carr, Notre Dame (1970, 1st Rd) [22 made]
- 32 by Elgin Baylor, Seattle (1958, Champ.) [9 made]
- 31 by James Williams, Austin Peay (1973, Sweet 16) [13]
- 29 by Don Hennon, Pittsburgh (1957, Sweet 16) [11 made]
- 26 by Ron Carter, VMI (1977, Sweet 16) [13 made]
- 26 by Henry Finkel, Dayton (1966, Sweet 16) [15 made]
- 26 by Bob Brown, Louisville (1951, 1st Rd) [7 made]

FIELD-GOAL PERCENTAGE (MIN. 8 ATTEMPTS)

- 1.000 Kenny Walker vs. W. Kentucky (1986, 2nd Rd) [11-11]
- .909 Travis Ford vs. Wake Forest (1993, Sweet 16) [10-11]
- .900 DeMarcus Cousins vs. Wake Forest (2010, 2nd Rd) [9-10]

- .900 Patrick Patterson vs. E. Tenn. St. (2010, 1st Rd) [9-10]
- .875 Three times (last, Anthony Davis vs. Louisville, 2012 Final Four)

BY OPPONENT

- 1.000 by Christian Laettner, Duke (1992, Elite 8) [10-10]
- .900 by Ben Caton, Utah (1996, Sweet 16) [9-10]
- .875 by Ric Cobb, Marquette (1969, Sweet 16) [7-8]
- .818 by Randy Ayers, Miami, Ohio (1978, Sweet 16) [9-11]

3-POINT FIELD GOALS

- 8 Eric Bledsoe vs. E. Tenn. State (2010, 1st Rd) [9 att.]
- 7 Tony Delk vs. Syracuse (1996, Champ.) [12 att.]
- 6 Tayshaun Prince vs. Tulsa (2002, 2nd Rd) [8 att.]
- 6 Tayshaun Prince vs. Iowa (2001, 2nd Rd) [8 att.]
- 5 15 times (last, Doron Lamb vs. Iowa State, 2012 2nd Rd)

BY OPPONENT

- 6 Six times (last, Brandon Rush, Kansas, 2004 2nd Rd)

3-POINT FIELD-GOAL ATTEMPTS

- 14 Tony Delk vs. North Carolina (1995, Elite 8) [5 made]
- 12 Scott Padgett vs. Arizona (1997, Champ.) [3 made]
- 12 Tony Delk vs. Syracuse (1996, Championship) [7 made]
- 12 Tony Delk vs. Marquette (1994, 2nd Rd) [5 made]
- 11 Brandon Knight vs. UConn (2011, Final Four) [3 made]
- 11 Brandon Knight vs. UNC (2011, 2nd Rd) [5 made]

BY OPPONENT

- 18 by Jeff Boschee, Kansas (1999, 2nd Rd) [6 made]
- 14 by Terrence Woods, Florida A&M (2004, 1st Rd) [6 made]
- 11 by Kris Weems, Stanford (1998, Final Four) [3 made]
- 11 by Chris McGuthrie, Mt. St. Mary's (1995, 1st Rd) [5 made]

3-POINT FIELD-GOAL PERCENTAGE (MIN. 5 ATTEMPTS)

- 1.000 Jamal Mashburn vs. Wake Forest (1993, Sweet 16) [5-5]
 - .889 Eric Bledsoe vs. E. Tenn. State (2010, 1st Rd) [8-9]
 - .833 Cameron Mills vs. St. Joseph's (1997, Sweet 16) [5-6]
 - .833 Travis Ford vs. Wake Forest (1993, Sweet 16) [5-6]
 - .800 John Pelphrey vs. Iowa State (1992, 2nd Rd) [4-5]
- BY OPPONENT**
- .857 by Brandon Rush, Kansas (2007, 2nd Rd) [6-7]
 - .833 by Shannon Brown, Michigan St. (2005, Elite 8) [5-6]
 - .800 by Isaac Hamilton, UCLA (2017, Sweet 16) [4-5]
 - .714 by Kirk Penney, Wisconsin (2003, Sweet 16) [5-7]

FREE THROWS

- 17 Roger Newman vs. Ohio State (1961 Elite 8) [22 att.]
- 14 Randolph Morris vs. Kansas (2007, 2nd Rd) [16 att.]
- 13 Five times (last, De'Aaron Fox vs. UCLA, 2017 Sweet 16)

BY OPPONENT


- 16 by John Riser, Pittsburgh (1957, Sweet 16) [17 att.]
- 15 by Ron Bayless, Iowa State (1992, 2nd Rd) [16 att.]
- 14 by Miles Simon, Arizona (1997, Champ.) [17 att.]
- 14 by Dean Meminger, Marquette (1971, Reg. Consol.) [17 att.]
- 14 by Jim Coleman, Loyola (1964, Elite 8) [17 att.]

FREE-THROW ATTEMPTS

- 22 Roger Newman vs. Ohio State (1961, Elite 8) [17 made]
- 19 Rodrick Rhodes vs. Tenn. St. (1994, 1st Rd) [13 made]
- 17 Scott Padgett vs. Kansas (1999, 2nd Rd) [13 made]
- 16 Randolph Morris vs. Kansas (2007, 2nd Rd) [14 made]



De'Aaron Fox's 39 points vs. UCLA in the Sweet 16 are the most ever by a freshman in NCAA Tournament history.



Bill Spivey recorded 21 rebounds to help Kentucky win the national championship over Kansas State in 1951.

BY OPPONENT

- 18 by Robert Kendrick, Wayne St. (1956, Sweet 16) [10 made]
- 17 by Miles Simon, Arizona (1997, Champ.) [14 made]
- 17 by Dean Meminger, Marquette (1971, Reg. Consol.) [14 made]
- 17 by Jim Coleman, Loyola (1964, Elite 8) [14 made]
- 17 by John Riser, Pittsburgh (1957, Sweet 16) [16 made]

FREE-THROW PERCENTAGE (MIN. 8 ATTEMPTS)

- 1.000 11 times (last, Michael Kidd-Gilchrist vs. Indiana, 2012 Sweet 16)

BY OPPONENT

- 1.000 13 times (last, Sam Dekker, Wisconsin, 2014 Final Four)

REBOUNDS

- 24 Jerry Bird vs. Iowa (1956, 2nd Rd)
- 21 Bill Spivey vs. Kansas State (1951, Finals)
- 18 Bam Adebayo vs. NKU (2017, 1st Rd)
- 16 Six times (last, Anthony Davis vs. Kansas, 2012 Champ.)

BY OPPONENT

- 30 by Jerry Lucas, Ohio State (1961, Elite 8)
- 23 by Kent Benson, Indiana (1975, Elite 8)
- 20 by Artis Gilmore, Jacksonville (1970, Elite 8)
- 19 by Elgin Baylor, Seattle (1958, Champ.)

ASSISTS

- 14 Dicky Beal vs. BYU (1984, 2nd Rd)
- 11 John Wall vs. E. Tennessee State (2010, 1st Rd)
- 9 Seven times (last, Ramel Bradley vs. Kansas, 2007 2nd Rd)

BY OPPONENT

- 14 by Andre McCarter, UCLA (1975, Champ.)
- 12 by Edgar Padilla, Massachusetts (1996, Final Four)
- 11 by Dwayne Wade, Marquette (2003, Elite 8)
- 11 by Mateen Cleaves, Michigan State (1999, Elite 8)
- 11 by Bruce Douglass, Illinois (1984, Elite 8)

BLOCKS

- 7 Anthony Davis vs. Western Kentucky (2012, 2nd Rd)
- 6 Skal Labissiere vs. Stony Brook (2016, 1st Rd)
- 6 Anthony Davis vs. Kansas (2012, Champ.)
- 6 Anthony Davis vs. Indiana (2012, Sweet 16)
- 6 Jamaal Magloire vs. UCLA (1998, Sweet 16)
- 6 Nazr Mohammed vs. UCLA (1998, Sweet 16)

BY OPPONENT

- 6 by Marcus Camby, Massachusetts (1996, Final Four)
- 5 by Buck Hailey, Middle Tennessee (1982, 1st Rd)
- 5 by Bo Ellis, Marquette (1975, 1st Rd)
- 4 Eight times (last, Kennedy Meeks, North Carolina, 2017 Elite Eight)

STEALS

- 6 Anthony Epps vs. San Jose State (1996, 1st Rd)
- 6 Antoine Walker vs. San Jose State (1996, 1st Rd)
- 6 Dicky Beal vs. Louisville (1984, Sweet 16)
- 5 Eight times (last, Patrick Sparks vs. UConn, 2006 2nd Rd)

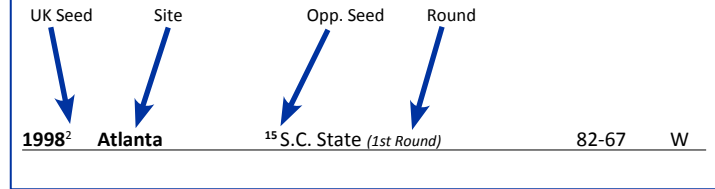
BY OPPONENT

- 5 by Terrence Woods, Florida A&M (2004 1st Rd)
- 5 by Tim Horton, Tennessee State (1994, 1st Rd)
- 4 16 times (last, Reginald Johnson, 2015, 1st Rd)

YEAR-BY-YEAR IN THE NCAA TOURNAMENT

| | | | | | |
|-------------------|---------------|--|---|-------|---|
| 1942 | New Orleans | Illinois (Regional Semifinals) | 46-44 | W | |
| | | Dartmouth (Regional Finals) | 47-28 | L | |
| 1945 | New York | Ohio State (Regional Semifinals) | 45-37 | L | |
| | | Tufts (Consolation) | 66-56 | W | |
| 1948 | New York | Columbia (Regional Semifinals) | 76-53 | W | |
| | | Holy Cross (Regional Finals) | 60-52 | W | |
| | | Baylor (National Finals) | 58-42 | W | |
| 1949 | New York | Villanova (Regional Semifinals) | 85-72 | W | |
| | | Illinois (Regional Finals) | 76-47 | W | |
| | Seattle | Oklahoma State (National Finals) | 46-36 | W | |
| 1951 | Raleigh | Louisville (1st Round) | 79-68 | W | |
| | New York | St. John's (Regional Semifinals) | 59-43 | W | |
| | | Illinois (Regional Finals) | 76-74 | W | |
| | Minneapolis | Kansas State (National Finals) | 68-58 | W | |
| 1952 | Raleigh | Penn State (Regional Semifinals) | 82-54 | W | |
| | | St. John's (Regional Finals) | 64-57 | L | |
| 1955 | Evanston | Marquette (Regional Semifinals) | 79-71 | L | |
| | | Penn State (Consolation) | 84-59 | W | |
| 1956 | Iowa City | Wayne State (Regional Semifinals) | 84-64 | W | |
| | | Iowa (Regional Finals) | 89-77 | L | |
| 1957 | Lexington | Pittsburgh (Regional Semifinals) | 98-92 | W | |
| | | Michigan State (Regional Finals) | 80-68 | L | |
| 1958 | Lexington | Miami, Ohio (Regional Semifinals) | 94-70 | W | |
| | | Notre Dame (Regional Finals) | 89-56 | W | |
| | | Louisville | Tempe (National Semifinals) | 61-60 | W |
| | | Seattle (National Finals) | 84-72 | W | |
| 1959 | Evanston | Louisville (Regional Semifinals) | 76-61 | L | |
| | | Marquette (Consolation) | 98-69 | W | |
| 1961 | Louisville | Morehead State (Regional Semifinals) | 71-64 | W | |
| | | Ohio State (Regional Finals) | 87-74 | L | |
| 1962 | Iowa City | Butler (Regional Semifinals) | 81-60 | W | |
| | | Ohio State (Regional Finals) | 74-64 | L | |
| 1964 | Minneapolis | Ohio (Regional Semifinals) | 85-69 | L | |
| | | Loyola, Chi. (Consolation) | 100-91 | L | |
| 1966 | Iowa City | Dayton (Regional Semifinals) | 86-79 | W | |
| | | Michigan (Regional Finals) | 84-77 | W | |
| | | College Park | Duke (National Semifinals) | 83-79 | W |
| | | UTEP (National Finals) | 72-65 | L | |
| 1968 | Lexington | Marquette (Regional Semifinals) | 107-89 | W | |
| | | Ohio State (Regional Finals) | 82-81 | L | |
| 1969 | Madison | Marquette (Regional Semifinals) | 81-74 | L | |
| | | Miami, Ohio (Consolation) | 72-71 | W | |
| 1970 | Columbus | Notre Dame (Regional Semifinals) | 109-99 | W | |
| | | Jacksonville (Regional Finals) | 106-100 | L | |
| 1971 | Athens | Western Ky. (Regional Semifinals) | 107-83 | L | |
| | | Marquette (Consolation) | 91-74 | L | |
| 1972 | Dayton | Marquette (Regional Semifinals) | 85-69 | W | |
| | | Florida State (Regional Finals) | 73-54 | L | |
| 1973 | Nashville | Austin Peay (Regional Semifinals) | 106-100 ^{OT} | W | |
| | | Indiana (Regional Finals) | 72-65 | L | |
| 1975 | Tuscaloosa | Marquette (1st Round) | 76-54 | W | |
| | | Dayton | Central Michigan (Regional Semifinals) | 90-73 | W |
| | | | Indiana (Regional Finals) | 92-90 | W |
| | San Diego | Syracuse (National Semifinals) | 95-79 | W | |
| | | UCLA (National Finals) | 92-85 | L | |
| 1977 | Philadelphia | Princeton (1st Round) | 72-58 | W | |
| | | College Park | VMI (Regional Semifinals) | 93-78 | W |
| | | North Carolina (Regional Finals) | 79-72 | L | |
| 1978 | Knoxville | Florida State (1st Round) | 85-76 | W | |
| | | Dayton | Miami, Ohio (Regional Semifinals) | 91-69 | W |
| | | | Michigan State (Regional Finals) | 52-49 | W |
| | St. Louis | Arkansas (National Semifinals) | 64-59 | W | |
| | | Duke (National Finals) | 94-88 | W | |
| 1980 ¹ | Bowling Green | ⁸ Florida State (2nd Round) | 97-78 | W | |
| | | Lexington | ⁴ Duke (Regional Semifinals) | 55-54 | L |

WHAT'S WHAT?



| | | | | |
|--------------------|----------------|--|---|-------|
| 1981 ² | Tuscaloosa | ⁷ UAB (2nd Round) | 69-62 | L |
| 1982 ⁶ | Nashville | ¹¹ Middle Tennessee (1st Round) | 50-44 | L |
| 1983 ³ | Tampa | ¹¹ Ohio (2nd Round) | 57-40 | W |
| | | Knoxville | ² Indiana (Regional Semifinals) | 64-59 |
| | | ¹ Louisville (Regional Finals) | 80-68 ^{OT} | L |
| 1984 ¹ | Birmingham | ⁸ BYU (2nd Round) | 93-68 | W |
| | | Lexington | ⁵ Louisville (Regional Semifinals) | 72-67 |
| | | ² Illinois (Regional Finals) | 54-51 | W |
| | Seattle | ¹ Georgetown (National Semifinals) | 53-40 | L |
| 1985 ¹² | Salt Lake City | ⁵ Washington (1st Round) | 66-58 | W |
| | | ⁴ UNLV (2nd Round) | 64-61 | W |
| | Denver | ¹ St. John's (Regional Semifinals) | 86-70 | L |
| 1986 ¹ | Charlotte | ¹⁶ Davidson (1st Round) | 75-55 | W |
| | | ⁸ Western Kentucky (2nd Round) | 71-64 | W |
| | Atlanta | ⁵ Alabama (Regional Semifinals) | 68-63 | W |
| | | ¹¹ LSU (Regional Finals) | 59-57 | L |
| 1987 ⁸ | Atlanta | ⁹ Ohio State (1st Round) | 91-77 | L |
| 1988 ² | Cincinnati | ¹⁵ Southern (1st Round) | 99-84 | W |
| | | ⁷ Maryland (2nd Round) | 90-81 | W |
| | Birmingham | ⁶ Villanova (Regional Semifinals) | 80-74 | L |
| 1992 ² | Worcester | ¹⁵ Old Dominion (1st Round) | 88-69 | W |
| | | ¹⁰ Iowa State (2nd Round) | 106-98 | W |
| | Philadelphia | ³ Massachusetts (Regional Semifinals) | 87-77 | W |
| | | ¹ Duke (Regional Finals) | 104-103 ^{OT} | L |
| 1993 ¹ | Nashville | ¹⁶ Rider (1st Round) | 96-52 | W |
| | | ⁸ Utah (2nd Round) | 83-62 | W |
| | Charlotte | ⁵ Wake Forest (Regional Semifinals) | 103-69 | W |
| | | ³ Florida State (Regional Finals) | 106-81 | W |
| | New Orleans | ¹ Michigan (National Semifinals) | 81-78 ^{OT} | L |
| 1994 ³ | St. Petersburg | ¹⁴ Tennessee State (1st Round) | 83-70 | W |
| | | ⁶ Marquette (2nd Round) | 75-63 | L |
| 1995 ¹ | Memphis | ¹⁶ Mount St. Mary's (1st Round) | 113-67 | W |
| | | ⁹ Tulane (2nd Round) | 82-60 | W |
| | Birmingham | ⁵ Arizona State (Regional Semifinals) | 97-73 | W |
| | | ² North Carolina (Regional Finals) | 74-61 | L |
| 1996 ¹ | Dallas | ¹⁶ San Jose State (1st Round) | 110-72 | W |
| | | ⁹ Virginia Tech (2nd Round) | 84-60 | W |
| | Minneapolis | ⁴ Utah (Regional Semifinals) | 101-70 | W |
| | | ² Wake Forest (Regional Finals) | 83-63 | W |
| | E. Rutherford | ¹ Massachusetts (National Semifinals) | 81-74 | W |
| | | ⁴ Syracuse (National Finals) | 76-67 | W |
| 1997 ¹ | Salt Lake City | ¹⁶ Montana (1st Round) | 92-54 | W |
| | | ⁸ Iowa (2nd Round) | 75-69 | W |
| | San Jose | ⁴ St. Joseph's (Regional Semifinals) | 83-68 | W |
| | | ² Utah (Regional Finals) | 72-59 | W |
| | Indianapolis | ¹ Minnesota (National Semifinals) | 78-69 | W |
| | | ⁴ Arizona (National Finals) | 84-79 ^{OT} | L |
| 1998 ² | Atlanta | ¹⁵ S.C. State (1st Round) | 82-67 | W |
| | | ¹⁰ Saint Louis (2nd Round) | 88-61 | W |
| | St. Petersburg | ⁶ UCLA (Regional Semifinals) | 94-68 | W |
| | | ¹ Duke (Regional Finals) | 86-84 | W |
| | San Antonio | ³ Stanford (National Semifinals) | 86-85 ^{OT} | W |
| | | ³ Utah (National Finals) | 78-69 | W |
| 1999 ³ | New Orleans | ¹⁴ New Mexico State (1st Round) | 82-60 | W |
| | | ⁶ Kansas (2nd Round) | 92-88 ^{OT} | W |

Year-by-Year in the NCAA Tournament

| | | | | |
|--------------------------|---------------------|---|----------------------|---|
| | St. Louis | ¹⁰ Miami, Ohio (Regional Semifinals) | 58-43 | W |
| | | ¹ Michigan State (Regional Finals) | 73-66 | L |
| 2000⁵ | Cleveland | ¹² St. Bonaventure (1st Round) | 85-80 ^{2OT} | W |
| | | ⁴ Syracuse (2nd Round) | 52-50 | L |
| 2001² | Long Island | ¹⁵ Holy Cross (1st Round) | 72-68 | W |
| | | ⁷ Iowa (2nd Round) | 92-79 | W |
| | Philadelphia | ⁶ Southern Cal (Regional Semifinals) | 80-76 | L |
| 2002⁴ | St. Louis | ¹³ Valparaiso (1st Round) | 83-68 | W |
| | | ¹² Tulsa (2nd Round) | 87-82 | W |
| | Syracuse | ¹ Maryland (Regional Semifinals) | 78-68 | L |
| 2003³ | Nashville | ¹⁶ IUPUI (1st Round) | 95-64 | W |
| | | ⁹ Utah (2nd Round) | 74-54 | W |
| | Minneapolis | ⁵ Wisconsin (Regional Semifinals) | 63-57 | W |
| | | ³ Marquette (Regional Finals) | 83-69 | L |
| 2004⁴ | Columbus | ¹⁶ Florida A&M (1st Round) | 96-76 | W |
| | | ⁹ UAB (2nd Round) | 76-75 | L |
| 2005² | Indianapolis | ¹⁵ Eastern Kentucky (First Round) | 72-64 | W |
| | | ⁷ Cincinnati (2nd Round) | 69-60 | W |
| | Austin | ⁶ Utah (Regional Semifinals) | 62-52 | W |
| | | ⁵ Michigan State (Regional Finals) | 94-88 ^{2OT} | L |
| 2006⁶ | Philadelphia | ⁹ UAB (1st Round) | 69-64 | W |
| | | ¹ UConn (2nd Round) | 87-83 | L |
| 2007⁸ | Chicago | ⁹ Villanova (1st Round) | 67-58 | W |
| | | ¹ Kansas (2nd Round) | 88-76 | L |
| 2008¹¹ | Anaheim | ⁶ Marquette (1st Round) | 74-66 | L |
| 2010¹ | New Orleans | ¹⁶ East Tennessee St. (1st Round) | 100-71 | W |
| | | ⁹ Wake Forest (2nd Round) | 90-60 | W |
| | Syracuse | ¹² Cornell (Regional Semifinals) | 62-45 | W |
| | | ² West Virginia (Regional Finals) | 73-66 | L |
| 2011⁴ | Tampa | ¹³ Princeton (2nd Round) | 59-57 | W |
| | | ⁵ Wake Forest (3rd Round) | 71-63 | W |
| | Newark | ¹ Ohio State (Regional Semifinals) | 62-60 | W |
| | | ² North Carolina (Regional Finals) | 76-69 | W |
| | Houston | ³ Connecticut (National Semifinals) | 56-55 | L |
| 2012¹ | Louisville | ¹⁶ Western Kentucky (2nd Round) | 81-66 | W |
| | | ⁹ Iowa State (3rd Round) | 87-71 | W |

| | | | | |
|-------------------------|---------------------|--|--------|---|
| | Atlanta | ⁴ Indiana (Regional Semifinals) | 102-90 | W |
| | | ³ Baylor (Regional Finals) | 82-70 | W |
| | New Orleans | ⁴ Louisville (National Semifinals) | 69-61 | W |
| | | ² Kansas (National Finals) | 67-59 | W |
| 2014⁸ | St. Louis | ⁹ Kansas State (2nd Round) | 56-49 | W |
| | | ¹ Wichita State (3rd Round) | 78-76 | W |
| | Indianapolis | ⁴ Louisville (Regional Semifinals) | 74-69 | W |
| | | ² Michigan (Regional Finals) | 75-72 | W |
| | Dallas | ² Wisconsin (National Semifinals) | 74-73 | W |
| | | ⁷ UConn (National Finals) | 60-54 | L |
| 2015¹ | Louisville | ¹⁶ Hampton (2nd Round) | 79-56 | W |
| | | ⁸ Cincinnati (3rd Round) | 64-51 | W |
| | Cleveland | ⁵ West Virginia (Regional Semifinals) | 78-39 | W |
| | | ³ Notre Dame (Regional Finals) | 68-66 | W |
| | Indianapolis | ¹ Wisconsin (National Semifinals) | 71-64 | L |
| 2016⁴ | Des Moines | ¹³ Stony Brook (1st Round) | 85-57 | W |
| | | ⁵ Indiana (2nd Round) | 73-67 | L |
| 2017² | Indianapolis | ¹⁵ Northern Kentucky (1st Round) | 79-70 | W |
| | | ¹⁰ Wichita State (2nd Round) | 65-62 | W |
| | Memphis | ³ UCLA (Regional Semifinals) | 86-75 | W |
| | | ¹ North Carolina (Regional Finals) | 75-73 | L |



Brandon Knight's game-winning layup vs. Princeton in the opening round of the 2011 NCAA Tournament propelled Kentucky to its first Final Four appearance since 1998.

UK VS. NCAA TOURNAMENT OPPONENTS

| OPPONENT | FIRST MEETING | LAST MEETING | W-L |
|----------------------|---------------|--------------|-----|
| Alabama | 1986 | | 1-0 |
| Arizona | 1997 | | 0-1 |
| Arizona State | 1995 | | 1-0 |
| Arkansas | 1978 | | 1-0 |
| Austin Peay | 1973 | | 1-0 |
| Baylor | 1948 | 2012 | 2-0 |
| Butler | 1962 | | 1-0 |
| BYU | 1984 | | 1-0 |
| Central Michigan | 1975 | | 1-0 |
| Cincinnati | 2005 | 2015 | 2-0 |
| Columbia | 1948 | | 1-0 |
| Cornell | 2010 | | 1-0 |
| Dartmouth | 1942 | | 0-1 |
| Davidson | 1986 | | 1-0 |
| Dayton | 1966 | | 1-0 |
| Duke | 1966 | 1998 | 3-2 |
| Eastern Kentucky | 2005 | | 1-0 |
| East Tennessee State | 2010 | | 1-0 |
| Florida A&M | 2004 | | 1-0 |
| Florida State | 1972 | 1993 | 3-1 |
| Georgetown | 1984 | | 0-1 |
| Hampton | 2015 | | 1-0 |
| Holy Cross | 1948 | 2001 | 2-0 |
| Illinois | 1942 | 1984 | 4-0 |
| Indiana | 1973 | 2016 | 3-2 |
| Iowa | 1956 | 2001 | 2-1 |
| Iowa State | 1992 | 2012 | 2-0 |
| IUPUI | 2003 | | 1-0 |
| Jacksonville | 1970 | | 0-1 |
| Kansas | 1999 | 2012 | 2-1 |
| Kansas State | 1951 | 2014 | 2-0 |
| Louisville | 1951 | 2014 | 4-2 |
| Loyola, Ill. | 1964 | | 0-1 |
| LSU | 1986 | | 0-1 |
| Marquette | 1955 | 2008 | 4-6 |
| Maryland | 2002 | | 0-1 |
| Miami, Ohio | 1958 | 1999 | 4-0 |
| Michigan | 1966 | 2014 | 2-1 |
| Michigan State | 1957 | 2005 | 1-3 |
| Middle Tennessee | 1982 | | 0-1 |
| Minnesota | 1997 | | 1-0 |
| Montana | 1997 | | 1-0 |
| Morehead State | 1961 | | 1-0 |
| Mount St. Mary's | 1995 | | 1-0 |
| New Mexico State | 1999 | | 1-0 |
| Northern Kentucky | 2017 | | 1-0 |
| North Carolina | 1977 | 2017 | 1-3 |
| Notre Dame | 1958 | 2015 | 3-0 |
| Ohio | 1964 | 1983 | 1-1 |
| Ohio State | 1945 | 2011 | 1-5 |
| Oklahoma State | 1949 | | 1-0 |
| Old Dominion | 1992 | | 1-0 |
| Penn State | 1952 | 1955 | 2-0 |
| Pittsburgh | 1957 | | 1-0 |
| Princeton | 1977 | 2011 | 2-0 |
| Rider | 1993 | | 1-0 |
| Saint Louis | 1998 | | 1-0 |
| San Jose State | 1996 | | 1-0 |
| Seattle | 1958 | | 1-0 |
| South Carolina State | 1998 | | 1-0 |
| Southern Cal | 2001 | | 0-1 |
| St. Bonaventure | 2000 | | 1-0 |



Kentucky presented President Barack Obama with a jersey following its 2012 NCAA national championship.

| OPPONENT | FIRST MEETING | LAST MEETING | W-L |
|------------------|---------------|--------------|-----|
| St. John's | 1951 | 1985 | 1-2 |
| St. Joseph's | 1997 | | 1-0 |
| Stanford | 1998 | | 1-0 |
| Stony Brook | 2016 | | 1-0 |
| Syracuse | 1975 | 2000 | 2-1 |
| Temple | 1958 | | 1-0 |
| Tennessee State | 1994 | | 1-0 |
| Tufts | 1945 | | 1-0 |
| Tulane | 1995 | | 1-0 |
| Tulsa | 2002 | | 1-0 |
| UAB | 1981 | 2006 | 1-2 |
| UCLA | 1975 | 2017 | 2-1 |
| UConn | 2006 | 2014 | 0-3 |
| UMass | 1992 | 1996 | 2-0 |
| UNLV | 1985 | | 1-0 |
| Utah | 1993 | 2005 | 6-0 |
| UTEP | 1966 | | 0-1 |
| Valparaiso | 2002 | | 1-0 |
| Villanova | 1949 | 2007 | 2-0 |
| Virginia Tech | 1996 | | 1-0 |
| VMI | 1977 | | 1-0 |
| Wake Forest | 1993 | 2010 | 3-0 |
| Washington | 1985 | | 1-0 |
| Wayne | 1956 | | 1-0 |
| West Virginia | 2010 | 2015 | 2-1 |
| Western Kentucky | 1971 | 2012 | 2-1 |
| Wichita State | 2014 | 2017 | 2-0 |
| Wisconsin | 2003 | 2015 | 2-1 |

Totals

124-50

NCAA FINAL FOUR RESULTS


| YEAR | CHAMPION | SCORE | RUNNER-UP | 3RD PLACE | 4TH PLACE | SITE OF FINALS | COACH OF CHAMPIONS | OUTSTANDING PLAYER |
|------|-----------------|--------------------|------------------|------------------|--------------------|-----------------------|-------------------------------|--------------------------------|
| 1939 | Oregon | 46-33 | Ohio State | *Oklahoma | *Villanova | Evanston, Ill. | Howard Hobson, Oregon | None Selected |
| 1940 | Indiana | 60-42 | Kansas | *Duquesne | *Southern Cal | Kansas City, Mo. | Branch McCracken, Indiana | Marvin Huffman, Indiana |
| 1941 | Wisconsin | 39-34 | Washington State | *Pittsburgh | *Arkansas | Kansas City, Mo. | Harold Foster, Wisconsin | John Kotz, Wisconsin |
| 1942 | Stanford | 53-38 | Dartmouth | *Kentucky | *Colorado | Kansas City, Mo. | Everett Dean, Stanford | Howard Dallmar, Stanford |
| 1943 | Wyoming | 46-34 | Georgetown | *Texas | *DePaul | New York | Everett Shelton, Wyoming | Ken Sailors, Wyoming |
| 1944 | Utah | 42-40 ⁵ | Dartmouth | *Iowa State | *Ohio State | New York | Vadal Peterson, Utah | Arnold Ferrin, Utah |
| 1945 | Oklahoma State | 49-45 | New York U. | *Arkansas | *Ohio State | New York | Henry Iba, Oklahoma State | Bob Kurland, Oklahoma State |
| 1946 | Oklahoma State | 43-40 | North Carolina | Ohio State | California | New York | Henry Iba, Oklahoma State | Bob Kurland, Oklahoma State |
| 1947 | Holy Cross | 58-47 | Oklahoma | Texas | CCNY | New York | Alvin Julian, Holy Cross | George Kaftan, Holy Cross |
| 1948 | Kentucky | 58-42 | Baylor | Holy Cross | Kansas State | New York | Adolph Rupp, Kentucky | Alex Groza, Kentucky |
| 1949 | Kentucky | 46-36 | Oklahoma State | Illinois | Oregon State | Seattle | Adolph Rupp, Kentucky | Alex Groza, Kentucky |
| 1950 | CCNY | 71-68 | Bradley | N.C. State | Baylor | New York | Nat Holman, CCNY | Irwin Dambrot, CCNY |
| 1951 | Kentucky | 68-58 | Kansas State | Illinois | Oklahoma St. | Minneapolis | Adolph Rupp, Kentucky | Bill Spivey, Kentucky |
| 1952 | Kansas | 80-63 | St. John's | Illinois | Santa Clara | Seattle | Forrest Allen, Kansas | Clyde Lovelette, Kansas |
| 1953 | Indiana | 69-68 | Kansas | Washington | LSU | Kansas City, Mo. | Branch McCracken, Indiana | B.H. Born, Kansas |
| 1954 | LaSalle | 92-76 | Bradley | Penn State | Southern Cal | Kansas City, Mo. | Kenneth Loeffler, LaSalle | Tom Gola, LaSalle |
| 1955 | San Francisco | 77-63 | LaSalle | Colorado | Iowa | Kansas City, Mo. | Phil Woolpert, San Francisco | Bill Russell, San Francisco |
| 1956 | San Francisco | 83-71 | Iowa | Temple | SMU | Evanston, Ill. | Phil Woolpert, San Francisco | Hal Lear, Temple |
| 1957 | North Carolina | 54-53& | Kansas | San Francisco | Michigan State | Kansas City, Mo. | Frank McGuire, North Carolina | Wilt Chamberlain, Kansas |
| 1958 | Kentucky | 84-72 | Seattle | Temple | Kansas State | Louisville, Ky. | Adolph Rupp, Kentucky | Elgin Baylor, Seattle |
| 1959 | California | 71-70 | West Virginia | Cincinnati | Louisville | Louisville, Ky. | Pete Newell, California | Jerry West, West Virginia |
| 1960 | Ohio State | 75-55 | California | Cincinnati | New York U. | San Francisco | Fred Taylor, Ohio State | Jerry Lucas, Ohio State |
| 1961 | Cincinnati | 70-65 ⁵ | Ohio State | Vacated | Utah | Kansas City, Mo. | Edwin Jucker, Cincinnati | Jerry Lucas, Ohio State |
| 1962 | Cincinnati | 71-59 | Ohio State | Wake Forest | UCLA | Louisville, Ky. | Edwin Jucker, Cincinnati | Paul Hogue, Cincinnati |
| 1963 | Loyola (Ill.) | 60-58 ⁵ | Cincinnati | Duke | Oregon State | Louisville, Ky. | George Ireland, Loyola (Ill.) | Art Heyman, Duke |
| 1964 | UCLA | 98-83 | Duke | Michigan | Kansas State | Kansas City, Mo. | John Wooden, UCLA | Walt Hazzard, UCLA |
| 1965 | UCLA | 91-80 | Michigan | Princeton | Wichita State | Portland, Ore. | John Wooden, UCLA | Bill Bradley, Princeton |
| 1966 | Texas Western | 72-65 | Kentucky | Duke | Utah | College Park, Md. | Don Haskins, Texas Western | Jerry Chambers, Utah |
| 1967 | UCLA | 79-64 | Dayton | Houston | North Carolina | Louisville, Ky. | John Wooden, UCLA | Lew Alcindor, UCLA |
| 1968 | UCLA | 78-55 | North Carolina | Ohio State | Houston | Los Angeles | John Wooden, UCLA | Lew Alcindor, UCLA |
| 1969 | UCLA | 92-72 | Purdue | Drake | North Carolina | Louisville, Ky. | John Wooden, UCLA | Lew Alcindor, UCLA |
| 1970 | UCLA | 80-69 | Jacksonville | New Mexico St. | St. Bonaventure | College Park, Md. | John Wooden, UCLA | Sidney Wicks, UCLA |
| 1971 | UCLA | 68-62 | Vacated ** | Vacated ** | Kansas | Houston | John Wooden, UCLA | Vacated ** |
| 1972 | UCLA | 81-76 | Florida State | North Carolina | Louisville | Los Angeles | John Wooden, UCLA | Bill Walton, UCLA |
| 1973 | UCLA | 87-66 | Memphis State | Indiana | Providence State | St. Louis | John Wooden, UCLA | Bill Walton, UCLA |
| 1974 | N.C. State | 76-64 | Marquette | UCLA | Kansas | Greensboro, N.C. | Norman Sloan, N.C. State | David Thompson, N.C. State |
| 1975 | UCLA | 92-85 | Kentucky | Louisville | Syracuse | San Diego | John Wooden, UCLA | Richard Washington, UCLA |
| 1976 | Indiana | 86-68 | Michigan | UCLA | Rutgers | Philadelphia | Bob Knight, Indiana | Kent Benson, Indiana |
| 1977 | Marquette | 67-59 | North Carolina | UNLV | Charlotte | Atlanta | Al McGuire, Marquette | Butch Lee, Marquette |
| 1978 | Kentucky | 94-88 | Duke | Arkansas | Notre Dame | St. Louis | Joe B. Hall, Kentucky | Jack Givens, Kentucky |
| 1979 | Michigan State | 75-64 | Indiana State | DePaul | Penn | Salt Lake City | Jud Heathcote, Michigan State | Earvin Johnson, Michigan St. |
| 1980 | Louisville | 59-54 | Vacated ** | Purdue | Iowa | Indianapolis | Denny Crum, Louisville | Darrell Griffith, Louisville |
| 1981 | Indiana | 63-50 | North Carolina | Virginia | LSU | Philadelphia | Bob Knight, Indiana | Isiah Thomas, Indiana |
| 1982 | North Carolina | 63-62 | Georgetown | *Houston | *Louisville | New Orleans | Dean Smith, North Carolina | James Worthy, UNC |
| 1983 | N.C. State | 54-52 | Houston | *Georgia | *Louisville | Albuquerque, N.M. | Jim Valvano, N.C. State | Akeem Olajuwon, Houston |
| 1984 | Georgetown | 84-75 | Houston | *Kentucky | *Virginia | Seattle | John Thompson, Georgetown | Patrick Ewing, Georgetown |
| 1985 | Villanova | 66-64 | Georgetown | *St. John's | *Memphis State | Lexington, Ky. | Rollie Massimino, Villanova | Ed Pinckney, Villanova |
| 1986 | Louisville | 72-69 | Duke | *LSU | *Kansas | Dallas | Denny Crum, Louisville | Pervis Ellison, Louisville |
| 1987 | Indiana | 74-73 | Syracuse | *Providence | *UNLV | New Orleans | Bob Knight, Indiana | Keith Smart, Indiana |
| 1988 | Kansas | 83-79 | Oklahoma | *Arizona | *Duke | Kansas City, Mo. | Larry Brown, Kansas | Danny Manning, Kansas |
| 1989 | Michigan | 80-79 ⁵ | Seton Hall | *Duke | *Illinois | Seattle | Steve Fisher, Michigan | Glen Rice, Michigan |
| 1990 | UNLV | 103-73 | Duke | *Arkansas | *Georgia Tech | Denver | Jerry Tarkanian, UNLV | Anderson Hunt, UNLV |
| 1991 | Duke | 72-65 | Kansas | *UNLV | *North Carolina | Indianapolis | Mike Krzyzewski, Duke | Christian Laettner, Duke |
| 1992 | Duke | 71-51 | Michigan | *Cincinnati | *Indiana | Minneapolis | Mike Krzyzewski, Duke | Bobby Hurley, Duke |
| 1993 | North Carolina | 77-71 | Michigan | *Kentucky | *Kansas | New Orleans | Dean Smith, North Carolina | Donald Williams, UNC |
| 1994 | Arkansas | 76-72 | Duke | *Florida | *Arizona | Charlotte, N.C. | Nolan Richardson, Arkansas | Corliss Williamson, Arkansas |
| 1995 | UCLA | 89-78 | Arkansas | *Oklahoma State | *North Carolina | Seattle | Jim Harrick, UCLA | Ed O'Bannon, UCLA |
| 1996 | Kentucky | 76-67 | Syracuse | *Massachusetts | *Mississippi State | East Rutherford, N.J. | Rick Pitino, Kentucky | Tony Delk, Kentucky |
| 1997 | Arizona | 84-79 ⁵ | Kentucky | *Minnesota | *North Carolina | Indianapolis | Lute Olsen, Arizona | Miles Simon, Arizona |
| 1998 | Kentucky | 78-69 | Utah | *North Carolina | *Stanford | San Antonio | Tubby Smith, Kentucky | Jeff Sheppard, Kentucky |
| 1999 | Connecticut | 77-74 | Duke | *Michigan State | *Ohio State | St. Petersburg, Fla. | Jim Calhoun, Connecticut | Richard Hamilton, UConn |
| 2000 | Michigan State | 89-76 | Florida | *North Carolina | *Wisconsin | Indianapolis | Tom Izzo, Michigan State | Mateen Cleaves, Michigan St. |
| 2001 | Duke | 82-72 | Arizona | *Maryland | *Michigan State | Minneapolis | Mike Krzyzewski, Duke | Shane Battier, Duke |
| 2002 | Maryland | 64-52 | Indiana | *Kansas | *Oklahoma | Atlanta | Gary Williams, Maryland | Juan Dixon, Maryland |
| 2003 | Syracuse | 81-78 | Kansas | *Marquette | *Texas | New Orleans | Jim Boeheim, Syracuse | Carmelo Anthony, Syracuse |

NCAA Final Four Results

| YEAR | CHAMPION | SCORE | RUNNER-UP | 3RD PLACE | 4TH PLACE | SITE OF FINALS | COACH OF CHAMPIONS | OUTSTANDING PLAYER |
|------|-----------------|-------|-----------------|-----------------|-----------------|-------------------|--------------------------------|--------------------------------|
| 2004 | Connecticut | 82-73 | Georgia Tech | *Duke | *Oklahoma State | San Antonio | Jim Calhoun, Connecticut | Emeka Okafor, Connecticut |
| 2005 | North Carolina | 75-70 | Illinois | *Louisville | *Michigan State | St. Loui. | Roy Williams, North Carolina | Sean May, North Carolina |
| 2006 | Florida | 73-57 | UCLA | *George Mason | *LSU | Indianapolis | Billy Donovan, Florida | Joakim Noah, Florida |
| 2007 | Florida | 84-75 | Ohio State | *Georgetown | *UCLA | Atlanta | Billy Donovan, Florida | Corey Brewer, Florida |
| 2008 | Kansas | 75-68 | Memphis | *North Carolina | *UCLA | San Antonio | Bill Self, Kansas | Mario Chalmers, Kansas |
| 2009 | North Carolina | 89-72 | Michigan State | *Connecticut | *Villanova | Detroit | Roy Williams, North Carolina | Wayne Ellington, N. Carolina |
| 2010 | Duke | 61-59 | Butler | *Michigan State | *West Virginia | Indianapolis | Mike Krzyzewski, Duke | Kyle Singler, Duke |
| 2011 | Connecticut | 53-41 | Butler | *Kentucky | *VCU | Houston | Jim Calhoun, Connecticut | Kemba Walker, Connecticut |
| 2012 | Kentucky | 67-59 | Kansas | *Louisville | *Ohio State | New Orleans | John Calipari, Kentucky | Anthony Davis, Kentucky |
| 2013 | Louisville | 82-76 | Michigan | *Syracuse | *Wichita St. | Atlanta | Rick Pitino, Louisville | Luke Hancock, Louisville |
| 2014 | Connecticut | 60-54 | Kentucky | *Florida | *Wisconsin | Arlington, Texas | Kevin Ollie, Connecticut | Shabazz Napier, Connecticut |
| 2015 | Duke | 68-63 | Wisconsin | *Kentucky | *Michigan State | Indianapolis | Mike Krzyzewski, Duke | Tyus Jones, Duke |
| 2016 | Villanova | 77-74 | North Carolina | *Oklahoma | *Syracuse | Houston | Jay Wright, Villanova | Ryan Arcidiacono, Villanova |
| 2017 | North Carolina | 71-65 | Gonzaga | *Oregon | *South Carolina | Glendale, Arizona | Roy Williams, North Carolina | Joel Berry II, North Carolina |

*-Tied for third place \$-Overtime &-Three Overtimes

** Student-athletes representing Villanova (1971), Western Kentucky (1971) and UCLA (1980) were declared ineligible subsequent to the tournament. Under NCAA rules, the teams' and ineligible student-athletes' records were deleted and the teams' places in the standings were vacated.



Final Four MVP Jack Givens and UK head coach Joe B. Hall in 1978.

KENTUCKY IN THE SEC

SEC CHAMPIONSHIPS

| Team | Titles | Last Title |
|-------------------|-----------|-------------|
| KENTUCKY | 48 | 2017 |
| LSU | 10 | 2009 |
| Tennessee | 9 | 2008 |
| Alabama | 7 | 2002 |
| Florida | 7 | 2014 |
| Mississippi State | 6 | 2004 |
| Vanderbilt | 3 | 1993 |
| Arkansas | 2 | 1994 |
| Auburn | 2 | 1999 |
| Georgia | 1 | 1990 |
| •Georgia Tech | 1 | 1938 |
| South Carolina | 1 | 1997 |
| Texas A&M | 1 | 2016 |

•Former SEC Member

SEC TOURNAMENT CHAMPIONSHIPS

| Team | Titles | Last Title |
|-------------------|-----------|-------------|
| KENTUCKY | 30 | 2017 |
| Alabama | 6 | 1991 |
| Florida | 4 | 2014 |
| Tennessee | 4 | 1979 |
| Mississippi State | 3 | 2009 |
| Georgia | 2 | 2008 |
| Ole Miss | 2 | 2013 |
| Vanderbilt | 2 | 2012 |
| Arkansas | 1 | 2000 |
| Auburn | 1 | 1985 |
| •Georgia Tech | 1 | 1938 |
| LSU | 1 | 1980 |

•Former SEC Member

SEC ALL-TIME STANDINGS

REGULAR-SEASON GAMES ONLY 1933-2013

| Team | Yrs. | Won | Lost | Pct. | Titles |
|-----------------|-----------|------------|------------|-------------|-----------|
| KENTUCKY | 84 | 972 | 270 | .783 | 48 |
| Alabama | 84 | 775 | 596 | .565 | 7 |
| Tennessee | 84 | 716 | 564 | .559 | 9 |
| Arkansas | 26 | 225 | 201 | .528 | 2 |
| Vanderbilt | 85 | 685 | 621 | .525 | 3 |
| Texas A&M | 5 | 47 | 43 | .522 | 1 |
| LSU | 85 | 664 | 660 | .502 | 10 |
| Florida | 84 | 621 | 636 | .494 | 7 |
| Auburn | 84 | 586 | 730 | .445 | 2 |
| Mississippi St. | 84 | 577 | 761 | .431 | 6 |
| South Carolina | 26 | 181 | 259 | .411 | 1 |
| Georgia | 85 | 540 | 762 | .415 | 1 |
| Ole Miss | 84 | 507 | 810 | .385 | 0 |
| Missouri | 5 | 28 | 62 | .311 | 0 |

FORMER MEMBERS

| | | | | | |
|--------------|----|-----|-----|------|---|
| Georgia Tech | 32 | 201 | 207 | .493 | 1 |
| Tulane | 34 | 195 | 252 | .436 | 0 |
| Sewanee | 8 | 3 | 76 | .038 | 0 |

NOTE: Sewanee withdrew after the 1940 season, Georgia Tech after the 1964 season and Tulane after the 1966 campaign. During World War II, Alabama, Auburn, Florida, Ole Miss, Mississippi State and Tennessee suspended intercollegiate basketball for the 1944 season. Kentucky did not compete for the title during the 1953, 1989 and 1990 seasons due to NCAA suspension.

ANNUAL SOUTHEASTERN CONFERENCE CHAMPIONS

| YEAR | CHAMPION (SEC W-L) | EAST CHAMP | WEST CHAMP | CHAMP | SITE | CHAMPIONSHIP GAME RESULT |
|------|------------------------------------|------------|------------|-----------------|-------------------|--|
| 1933 | Kentucky (8-0) | | | Kentucky | Atlanta | Kentucky 46, Mississippi State 27 |
| 1934 | Alabama (13-2) | | | Alabama | Atlanta | Alabama 41, Florida 25 |
| 1935 | LSU (12-0), Kentucky (11-0) | | | No Tournament | | |
| 1936 | Tennessee (8-4) | | | Tennessee | Knoxville, Tenn. | Tennessee 29, Alabama 25 |
| 1937 | Kentucky (5-3) | | | Kentucky | •Knoxville, Tenn. | Kentucky 39, Tennessee 25 |
| 1938 | Georgia Tech (9-2) | | | Georgia Tech | Baton Rouge, La. | Georgia Tech 58, Ole Miss 47 |
| 1939 | Kentucky (5-2) | | | Kentucky | Knoxville, Tenn. | Kentucky 46, Tennessee 38 |
| 1940 | Kentucky (4-4) | | | Kentucky | Knoxville, Tenn. | Kentucky 51, Georgia 43 |
| 1941 | Tennessee (8-3) | | | Tennessee | Louisville, Ky. | Tennessee 36, Kentucky 33 |
| 1942 | Kentucky (6-2) | | | Kentucky | Louisville, Ky. | Kentucky 36, Alabama 34 |
| 1943 | Tennessee (6-3) | | | Tennessee | Louisville, Ky. | Tennessee 33, Kentucky 30 |
| 1944 | Kentucky (0-0) | | | Kentucky | •Louisville, Ky. | Kentucky 62, Tulane 46 |
| 1945 | Kentucky (4-1) | | | Kentucky | Louisville, Ky. | Kentucky 39, Tennessee 35 |
| 1946 | Kentucky (6-0) | | | Kentucky | Louisville, Ky. | Kentucky 59, LSU 36 |
| 1947 | Kentucky (11-0) | | | Kentucky | Louisville, Ky. | Kentucky 55, Tulane 38 |
| 1948 | Kentucky (9-0) | | | Kentucky | Louisville, Ky. | Kentucky 54, Georgia Tech 43 |
| 1949 | Kentucky (13-0) | | | Kentucky | Louisville, Ky. | Kentucky 68, Tulane 52 |
| 1950 | Kentucky (11-2) | | | Kentucky | Louisville, Ky. | Kentucky 95, Tennessee 58 |
| 1951 | Kentucky (14-0) | | | Vanderbilt | Louisville, Ky. | Vanderbilt 61, Kentucky 57 |
| 1952 | Kentucky (14-0) | | | Kentucky | Louisville, Ky. | Kentucky 44, LSU 43 |
| 1953 | LSU (13-0) | | | No Tournament | | |
| 1954 | Kentucky/LSU (14-0) | | | No Tournament | | |
| 1955 | Kentucky (12-2) | | | No Tournament | | |
| 1956 | Alabama (14-0) | | | No Tournament | | |
| 1957 | Kentucky (12-2) | | | No Tournament | | |
| 1958 | Kentucky (12-2) | | | No Tournament | | |
| 1959 | Mississippi State (13-1) | | | No Tournament | | |
| 1960 | Auburn (12-2) | | | No Tournament | | |

Annual Southeastern Conference Champions

| YEAR | CHAMPION (SEC W-L) | EAST CHAMP | WEST CHAMP | CHAMP | SITE | CHAMPIONSHIP GAME RESULT |
|------|---|--|-------------------------------------|-----------------|---------------------|---|
| 1961 | Mississippi State (11-3) | | | No Tournament | | |
| 1962 | Kentucky /Mississippi State (13-1) | | | No Tournament | | |
| 1963 | Mississippi State (13-1) | | | No Tournament | | |
| 1964 | Kentucky (11-3) | | | No Tournament | | |
| 1965 | Vanderbilt (15-1) | | | No Tournament | | |
| 1966 | Kentucky (15-1) | | | No Tournament | | |
| 1967 | Tennessee (15-3) | | | No Tournament | | |
| 1968 | Kentucky (15-3) | | | No Tournament | | |
| 1969 | Kentucky (16-2) | | | No Tournament | | |
| 1970 | Kentucky (17-1) | | | No Tournament | | |
| 1971 | Kentucky (16-2) | | | No Tournament | | |
| 1972 | Kentucky /Tennessee (14-4) | | | No Tournament | | |
| 1973 | Kentucky (14-4) | | | No Tournament | | |
| 1974 | Alabama/Vanderbilt (15-3) | | | No Tournament | | |
| 1975 | Kentucky /Alabama (15-3) | | | No Tournament | | |
| 1976 | Alabama (15-3) | | | No Tournament | | |
| 1977 | Kentucky /Tennessee (16-2) | | | No Tournament | | |
| 1978 | Kentucky (16-2) | | | No Tournament | | |
| 1979 | LSU (14-4) | | | Tennessee | Birmingham, Ala. | Tennessee 75, Kentucky 69^{OT} |
| 1980 | Kentucky (15-3) | | | LSU | Birmingham, Ala. | LSU 80, Kentucky 78 |
| 1981 | LSU (17-1) | | | Ole Miss | Birmingham, Ala. | Ole Miss 66, Georgia 62 |
| 1982 | Kentucky /Tennessee (13-5) | | | Alabama | Lexington, Ky. | Alabama 48, Kentucky 46 |
| 1983 | Kentucky (13-5) | | | Georgia | Birmingham, Ala. | Georgia 86, Alabama 71 |
| 1984 | Kentucky (14-4) | | | Kentucky | Nashville, Tenn. | Kentucky 51, Auburn 49 |
| 1985 | LSU (13-5) | | | Auburn | Birmingham, Ala. | Auburn 53, Alabama 49 ^{OT} |
| 1986 | Kentucky (17-1) | | | Kentucky | Lexington, Ky. | Kentucky 83, Alabama 72 |
| 1987 | Alabama (16-2) | | | Alabama | Atlanta | Alabama 69, LSU 62 |
| 1988 | Vacated | | | Vacated | Baton Rouge, La. | Kentucky 62, Georgia 57 |
| 1989 | Florida (13-5) | | | Alabama | Knoxville, Tenn. | Alabama 72, Florida 60 |
| 1990 | Georgia (13-5) | | | Alabama | Orlando, Fla. | Alabama 70, Ole Miss 51 |
| 1991 | Mississippi State/LSU (13-5) | | | Alabama | Nashville, Tenn. | Alabama 88, Tennessee 64 |
| 1992 | Arkansas (13-3) | Kentucky (12-4) | Arkansas (13-3) | Kentucky | Birmingham, Ala. | Kentucky 80, Alabama 54 |
| 1993 | Vanderbilt (14-2) | Vanderbilt (14-2) | Arkansas (10-6) | Kentucky | Lexington, Ky. | Kentucky 82, LSU 65 |
| 1994 | Arkansas (14-2) | Kentucky /Florida (12-4) | Arkansas (14-2) | Kentucky | Memphis, Tenn. | Kentucky 73, Florida 60 |
| 1995 | Kentucky (14-2) | Kentucky (14-2) | Arkansas/ Mississippi St. (12-4) | Kentucky | Atlanta | Kentucky 95, Arkansas 93^{OT} |
| 1996 | Kentucky (16-0) | Kentucky (16-0) | Mississippi State (10-6) | Mississippi St. | New Orleans | Mississippi St. 84, Kentucky 73 |
| 1997 | South Carolina (15-1) | South Carolina (15-1) | Ole Miss (11-5) | Kentucky | Memphis, Tenn. | Kentucky 95, Georgia 68 |
| 1998 | Kentucky (14-2) | Kentucky (14-2) | Ole Miss (12-4) | Kentucky | Atlanta | Kentucky 86, South Carolina 56 |
| 1999 | Auburn (14-2) | Tennessee (12-4) | Auburn (14-2) | Kentucky | Atlanta | Kentucky 76, Arkansas 63 |
| 2000 | Kentucky /Florida/ Tenn./LSU (12-4) | Kentucky /Fla./ Tenn. (12-4) | LSU (12-4) | Arkansas | Atlanta | Arkansas 75, Auburn 67 |
| 2001 | Kentucky /Florida (12-4) | Kentucky /Florida (12-4) | Ole Miss (11-5) | Kentucky | Nashville, Tenn. | Kentucky 77, Ole Miss 55 |
| 2002 | Alabama (12-4) | Kentucky /Florida (10-6) | Alabama (12-4) | Mississippi St. | Atlanta | Mississippi State 61, Alabama 58 |
| 2003 | Kentucky (16-0) | Kentucky (16-0) | Mississippi State (9-7) | Kentucky | New Orleans | Kentucky 64, Mississippi St. 57 |
| 2004 | Mississippi State (14-2) | Kentucky (13-3) | Mississippi State (14-2) | Kentucky | Atlanta | Kentucky 89, Florida 73 |
| 2005 | Kentucky (14-2) | Kentucky (14-2) | Alabama/LSU (12-4) | Florida | Atlanta | Florida 70, Kentucky 53 |
| 2006 | LSU (14-2) | Tennessee (12-4) | LSU (14-2) | Florida | Nashville, Tenn. | Florida 49, South Carolina 47 |
| 2007 | Florida (13-3) | Florida (13-3) | Ole Miss/ Mississippi St. (8-8) | Florida | Atlanta | Florida 77, Arkansas 56 |
| 2008 | Tennessee (14-2) | Tennessee (14-2) | Mississippi St. (12-4) | Georgia | Atlanta (Alexander) | Georgia 66, Arkansas 57 |
| 2009 | LSU (13-3) | Tennessee/ South Carolina (10-6) | LSU (13-3) | Mississippi St. | Tampa, Fla. | Mississippi State 64, Tennessee 61 |
| 2010 | Kentucky (14-2) | Kentucky (14-2) | Mississippi State (9-7) | Kentucky | Nashville, Tenn. | Kentucky 75, Mississippi St. 74^{OT} |
| 2011 | Florida (13-3) | Florida (13-3) | Alabama (12-2) | Kentucky | Atlanta | Kentucky 70, Florida 54 |
| 2012 | Kentucky (16-0) | Kentucky (16-0) | Alabama (9-7) | Vanderbilt | New Orleans | Vanderbilt 71, Kentucky 64 |
| 2013 | Florida (14-4) | | | Ole Miss | Nashville, Tenn. | Ole Miss 66, Florida 63 |
| 2014 | Florida (18-0) | | | Florida | Atlanta | Florida 61, Kentucky 60 |
| 2015 | Kentucky (18-0) | | | Kentucky | Nashville, Tenn. | Kentucky 78, Arkansas 63 |
| 2016 | Kentucky /Texas A&M (13-5) | | | Kentucky | Nashville, Tenn. | Kentucky 82, Texas A&M 77^{OT} |
| 2017 | Kentucky (16-2) | | | Kentucky | Nashville, Tenn. | Kentucky 82, Arkansas 65 |

NOTES:

- From 1933-1950 the SEC champion was determined by a tournament, except for 1935
- Only eight teams invited to participate
- Only six teams participated due to World War II
- Since 1951, when the round-robin schedule was introduced, the title has been decided by a winning percentage on the conference schedule. From 1951-1964 the round-robin schedule was 14 games
- From 1965-1966 and since 1992 the round-robin schedule has been 16 games. From 1967-1990 the round-robin schedule was 18 games. In 1979 the SEC Tournament was renewed with the winner receiving an automatic bid to the NCAA Tournament
- In 2008, the tournament was moved to Georgia Tech's Alexander Memorial Coliseum after a tornado hit the Georgia Dome during second round action on Friday, March 14
- In 2013, the league discontinued divisions with the addition of Missouri and Texas A&M

KENTUCKY IN THE SEC TOURNAMENT

SEC TOURNAMENT RECORD

| TEAM | YRS. | WON | LOST | PCT. | TITLES |
|-------------------|------|-----|------|------|--------|
| KENTUCKY | 56 | 130 | 25 | .839 | 30 |
| Alabama | 58 | 64 | 51 | .557 | 6 |
| Tennessee | 57 | 65 | 53 | .551 | 4 |
| Arkansas | 26 | 24 | 25 | .490 | 1 |
| Florida | 52 | 43 | 48 | .473 | 4 |
| LSU | 58 | 47 | 57 | .452 | 1 |
| Georgia | 57 | 45 | 55 | .450 | 2 |
| South Carolina | 26 | 20 | 26 | .435 | 0 |
| Missouri | 4 | 3 | 4 | .429 | 0 |
| Vanderbilt | 56 | 39 | 54 | .419 | 2 |
| Texas A&M | 5 | 3 | 5 | .375 | 0 |
| Ole Miss | 55 | 31 | 53 | .369 | 2 |
| Auburn | 55 | 30 | 54 | .357 | 1 |
| Mississippi State | 57 | 30 | 54 | .357 | 3 |

FORMER MEMBERS

| | | | | | |
|--------------|----|----|----|------|---|
| Georgia Tech | 19 | 14 | 18 | .438 | 1 |
| Tulane | 16 | 12 | 16 | .429 | 0 |
| Sewanee | 2 | 0 | 2 | .000 | 0 |

UK VS. SEC TOURNAMENT FIELD

| Team | All | 1st Rd | Quarters | Semis | Finals |
|-------------------|---------------|-------------|--------------|-------------|--------------|
| Alabama | 15-2 | 1-0 | 5-1 | 6-0 | 3-1 |
| Arkansas | 9-1 | 0-0 | 0-1 | 5-0 | 4-0 |
| Auburn | 13-1 | 1-0 | 7-1 | 4-0 | 1-0 |
| Florida | 13-4 | 4-1 | 4-1 | 2-0 | 3-2 |
| Georgia | 11-1 | 0-0 | 5-1 | 3-0 | 3-0 |
| LSU | 16-2 | 0-0 | 5-1 | 8-0 | 3-1 |
| Ole Miss | 15-0 | 5-0 | 6-0 | 3-0 | 1-0 |
| Mississippi State | 8-2 | 1-0 | 3-1 | 1-0 | 3-1 |
| Missouri | 0-0 | 0-0 | 0-0 | 0-0 | 0-0 |
| South Carolina | 3-2 | 0-0 | 1-1 | 1-1 | 1-0 |
| Tennessee | 11-4 | 0-0 | 2-0 | 5-1 | 4-3 |
| Texas A&M | 1-0 | 0-0 | 0-0 | 0-0 | 1-0 |
| Vanderbilt | 4-5 | 1-1 | 3-2 | 0-0 | 0-2 |
| Former members | 11-1 | 2-0 | 2-1 | 3-0 | 4-0 |
| Totals | 130-25 | 15-2 | 43-11 | 41-2 | 31-10 |

KENTUCKY'S SEC TOURNAMENT HISTORY

| YEAR | LOCATION | OPPONENT | SCORE | W/L |
|------|-------------|------------------------|-------|-----|
| 1933 | Atlanta | Ole Miss (1st) | 49-31 | W |
| | | Florida (QF) | 48-24 | W |
| | | LSU (SF) | 51-38 | W |
| | | Mississippi State (F) | 46-27 | W |
| 1934 | Atlanta | Florida (1st) | 32-38 | L |
| 1936 | Knoxville | Mississippi State (QF) | 41-39 | W |
| | | Tennessee (SF) | 28-39 | L |
| 1937 | Knoxville | LSU (QF) | 57-37 | W |
| | | Georgia Tech (SF) | 40-30 | W |
| | | Tennessee (F) | 39-25 | W |
| 1938 | Baton Rouge | Tulane (QF) | 36-38 | L |
| 1939 | Knoxville | Ole Miss (QF) | 49-30 | W |
| | | LSU (SF) | 53-34 | W |
| | | Tennessee (F) | 46-38 | W |
| 1940 | Knoxville | Vanderbilt (QF) | 44-34 | W |
| | | Tennessee (SF) [2OT] | 30-29 | W |
| | | Georgia (F) | 51-43 | W |
| 1941 | Louisville | Ole Miss (1st) | 62-52 | W |
| | | Tulane (QF) | 59-30 | W |
| | | Alabama (SF) | 39-37 | W |
| | | Tennessee (F) | 33-36 | L |
| 1942 | Louisville | Florida (1st) | 42-36 | W |
| | | Ole Miss (QF) | 59-32 | W |
| | | Auburn (SF) | 40-31 | W |
| | | Alabama (F) | 36-34 | W |
| 1943 | Louisville | Tulane (1st) | 48-31 | W |
| | | Georgia (QF) | 59-30 | W |
| | | Mississippi State (SF) | 52-43 | W |
| | | Tennessee (F) | 30-33 | L |
| 1944 | Louisville | Georgia (QF) | 57-29 | W |
| | | LSU (SF) | 55-28 | W |
| | | Tulane (F) | 62-46 | W |
| | | Florida (1st) | 57-35 | W |
| 1945 | Louisville | LSU (QF) | 68-37 | W |
| | | Alabama (SF) | 52-41 | W |
| | | Tennessee (F) | 39-35 | W |
| | | Auburn (1st) | 69-24 | W |
| 1946 | Louisville | Florida (QF) | 69-32 | W |
| | | Alabama (SF) | 59-30 | W |
| | | LSU (F) | 59-36 | W |
| | | Vanderbilt (1st) | 98-29 | W |
| 1947 | Louisville | Auburn (QF) | 84-18 | W |
| | | Georgia Tech (SF) | 75-53 | W |

| YEAR | LOCATION | OPPONENT | SCORE | W/L |
|------|-------------|-------------------------|---------|-----|
| | | Tulane (F) | 55-38 | W |
| 1948 | Louisville | Florida (1st) | 87-31 | W |
| | | LSU (QF) | 63-47 | W |
| | | Tennessee (SF) | 70-47 | W |
| | | Georgia Tech (F) | 54-43 | W |
| 1949 | Louisville | Florida (1st) | 73-36 | W |
| | | Auburn (QF) | 70-39 | W |
| | | Tennessee (SF) | 83-44 | W |
| | | Tulane (F) | 68-52 | W |
| 1950 | Louisville | Mississippi State (QF) | 56-46 | W |
| | | Georgia (SF) | 79-63 | W |
| | | Tennessee (F) | 95-58 | W |
| 1951 | Louisville | Mississippi State (1st) | 92-70 | W |
| | | Auburn (QF) | 84-54 | W |
| | | Georgia Tech (SF) | 82-56 | W |
| | | Vanderbilt (F) | 57-61 | L |
| 1952 | Louisville | Georgia Tech (1st) | 80-59 | W |
| | | Tulane (QF) | 85-61 | W |
| | | Tennessee (SF) | 81-66 | W |
| | | LSU (F) | 44-43 | W |
| 1979 | Birmingham | Ole Miss (1st) | 82-77 | W |
| | | Alabama (QF) | 101-100 | W |
| | | LSU (SF) | 80-67 | W |
| | | Tennessee (F) [OT] | 69-75 | L |
| 1980 | Birmingham | Auburn (QF) | 69-61 | W |
| | | Ole Miss (SF) | 70-67 | W |
| | | LSU (F) | 78-80 | L |
| 1981 | Birmingham | Vanderbilt (QF) | 55-60 | L |
| 1982 | Lexington | Auburn (QF) | 89-66 | W |
| | | Ole Miss (SF) | 62-58 | W |
| | | Alabama (F) | 46-48 | L |
| 1983 | Birmingham | Alabama (QF) | 64-69 | L |
| 1984 | Nashville | Georgia (QF) | 92-79 | W |
| | | Alabama (SF) | 48-46 | W |
| | | Auburn (F) | 51-49 | W |
| 1985 | Birmingham | Florida (QF) | 55-58 | L |
| 1986 | Lexington | Ole Miss (QF) | 95-69 | W |
| | | LSU (SF) | 61-58 | W |
| | | Alabama (F) | 83-72 | W |
| 1987 | Atlanta | Auburn (QF) | 72-79 | L |
| 1988 | Baton Rouge | Ole Miss (QF) | 82-64 | W |
| | | LSU (SF) | 86-80 | W |
| | | Georgia (F) | 62-57 | W |

Kentucky's SEC Tournament History

| YEAR | LOCATION | OPPONENT | SCORE | W/L |
|------|-------------|------------------------|--------|-----|
| 1989 | Knoxville | Vanderbilt (QF) | 63-77 | L |
| 1992 | Birmingham | Vanderbilt (QF) | 76-57 | W |
| | | LSU (SF) | 80-74 | W |
| | | Alabama (F) | 80-54 | W |
| 1993 | Lexington | Tennessee (QF) | 101-40 | W |
| | | Arkansas (SF) | 92-81 | W |
| | | LSU (F) | 82-65 | W |
| 1994 | Memphis | Mississippi State (QF) | 95-76 | W |
| | | Arkansas (SF) | 90-78 | W |
| | | Florida (F) | 73-60 | W |
| 1995 | Atlanta | Auburn (QF) | 93-81 | W |
| | | Florida (SF) | 86-72 | W |
| | | Arkansas (F) [OT] | 95-93 | W |
| 1996 | New Orleans | Florida (QF) | 100-76 | W |
| | | Arkansas (SF) | 95-75 | W |
| | | Mississippi State (F) | 73-84 | L |
| 1997 | Memphis | Auburn (QF) | 92-50 | W |
| | | Ole Miss (SF) | 88-70 | W |
| | | Georgia (F) | 95-68 | W |
| 1998 | Atlanta | Alabama (QF) | 82-71 | W |
| | | Arkansas (SF) | 99-74 | W |
| | | South Carolina (F) | 86-56 | W |
| 1999 | Atlanta | Ole Miss (QF) | 83-73 | W |
| | | Auburn (SF) | 69-57 | W |
| | | Arkansas (F) | 76-63 | W |
| 2000 | Atlanta | Arkansas (QF) | 72-86 | L |

| YEAR | LOCATION | OPPONENT | SCORE | W/L |
|------|-------------|-------------------------|---------------------|-----|
| 2001 | Nashville | South Carolina (QF) | 78-65 | W |
| | | Arkansas (SF) | 87-78 | W |
| | | Ole Miss (F) | 77-55 | W |
| 2002 | Atlanta | South Carolina (QF) | 57-70 | L |
| 2003 | New Orleans | Vanderbilt (QF) | 81-63 | W |
| | | Auburn (SF) | 78-58 | W |
| | | Mississippi State (F) | 64-57 | W |
| 2004 | Atlanta | Georgia (QF) | 69-60 | W |
| | | South Carolina (SF) | 78-63 | W |
| | | Florida (F) | 89-73 | W |
| 2005 | Atlanta | Tennessee (QF) | 76-62 | W |
| | | LSU (SF) [OT] | 79-78 | W |
| | | Florida (F) | 53-70 | L |
| 2006 | Nashville | Ole Miss (1st) | 71-57 | W |
| | | Alabama (QF) | 68-61 | W |
| | | South Carolina (SF) | 61-65 | L |
| 2007 | Atlanta | Alabama (1st) | 79-67 | W |
| | | Mississippi St.(QF)[OT] | 82-84 | L |
| 2008 | Atlanta | Georgia(QF)[OT] | 60-56 | L |
| 2009 | Tampa | Mississippi (1st) | 71-58 | W |
| | | LSU (QF) | 58-67 | L |
| 2010 | Nashville | Alabama (QF) | 73-67 | W |
| | | Tennessee (SF) | 74-45 | W |
| | | Mississippi St. (F) | 75-74 ^{OT} | W |
| 2011 | Atlanta | Ole Miss (QF) | 75-66 | W |
| | | Alabama (SF) | 72-58 | W |

| YEAR | LOCATION | OPPONENT | SCORE | W/L |
|------|-------------|-----------------|---------------------|-----|
| 2012 | New Orleans | Florida (F) | 70-54 | W |
| | | LSU (QF) | 60-51 | W |
| | | Florida (SF) | 74-71 | W |
| 2013 | Nashville | Vanderbilt (F) | 71-64 | L |
| | | Vanderbilt (QF) | 64-48 | L |
| | | LSU (QF) | 85-67 | W |
| 2014 | Atlanta | Georgia (SF) | 70-58 | W |
| | | Florida (F) | 61-60 | L |
| | | Florida (QF) | 64-49 | W |
| 2015 | Nashville | Auburn (SF) | 91-67 | W |
| | | Arkansas (F) | 78-63 | W |
| | | Alabama (QF) | 85-59 | W |
| 2016 | Nashville | Georgia (SF) | 93-80 | W |
| | | Texas A&M (F) | 82-77 ^{OT} | W |
| | | Georgia (QF) | 71-60 | W |
| 2017 | Nashville | Alabama (SF) | 79-74 | W |
| | | Arkansas (F) | 82-65 | W |

* As part of sanctions imposed upon the UK basketball program in 1989, the NCAA ordered Kentucky to erase from the record three NCAA tournament games from the 1987-88 season. The presidents of the Southeastern Conference institutions voted to strip Kentucky of the 1987-88 SEC regular season and SEC Tournament championships. Kentucky was not forced to forfeit any of those regular season or tournament games.



John Wall, Patrick Patterson and the 2009-10 Wildcats celebrate the 2010 SEC Tournament title.

KENTUCKY IN THE NATIONAL RANKINGS

| YEAR | PS | 1 | 2 | 3 | 4 | 5 | 6 | 7 | 8 | 9 | 10 | 11 | 12 | 13 | 14 | 15 | 16 | 17 | 18 | *DATES | |
|---------|-------------------|----|----|----|----|----|----|----|-----|----|----|----|----|----|----|-----|----|----|----|------------|------------|
| 1948-49 | | 2 | 2 | 1 | 1 | 1 | 1 | 1 | 1 | | | | | | | | | | | 1/20-3/8 | |
| 1949-50 | | 2 | 2 | 5 | 4 | 6 | 7 | 5 | 5 | 4 | 3 | | | | | | | | | 1/5-3/7 | |
| 1950-51 | | 1 | 1 | 3 | 3 | 2 | 1 | 1 | 1 | 1 | 1 | 1 | 1 | | | | | | | 12/19-3/7 | |
| 1951-52 | | 1 | 2 | 1 | 4 | 3 | 3 | 3 | 1 | 1 | 1 | 1 | 1 | 1 | | | | | | 12/11-3/4 | |
| 1952-53 | %- Not Applicable | | | | | | | | | | | | | | | | | | | | |
| 1953-54 | | 2 | 2 | 2 | 1 | 1 | 1 | 1 | 1 | 1 | 1 | 2 | 2 | 1 | 1 | 1 | | | | 12/8-3/23 | |
| 1954-55 | | 2 | 2 | 1 | 1 | 1 | 1 | 1 | 1 | 1 | 2 | 2 | 2 | 2 | 2 | | | | | 12/7-3/8 | |
| 1955-56 | | 2 | 12 | 9 | 13 | 6 | 5 | 4 | 3 | 8 | 7 | 7 | 8 | 12 | 9 | | | | | 12/6-3/6 | |
| 1956-57 | | 3 | 7 | 3 | 3 | 3 | 4 | 5 | 4 | 3 | 3 | 3 | 3 | 3 | 3 | | | | | 12/11-3/12 | |
| 1957-58 | | 3 | 5 | 9 | 10 | 9 | 9 | 9 | 8 | 12 | 12 | 13 | 12 | 9 | 9 | | | | | 12/10-3/11 | |
| 1958-59 | | 2 | 2 | 1 | 1 | 1 | 2 | 1 | 1 | 1 | 1 | 3 | 1 | 1 | 2 | | | | | 12/9-3/9 | |
| 1959-60 | | 13 | 13 | - | 17 | 16 | 15 | - | - | - | - | - | - | - | - | | | | | 12/12-3/8 | |
| 1960-61 | | 20 | - | 19 | - | - | - | - | - | - | - | - | - | - | - | | | | | 12/13-3/7 | |
| 1961-62 | | - | - | 6 | 3 | 3 | 2 | 2 | 2 | 2 | 3 | 4 | 4 | 3 | | | | | | 12/19-3/13 | |
| 1962-63 | | 3 | 9 | - | 9 | 5 | 6 | - | - | - | - | - | - | - | - | - | | | | 12/4-3/12 | |
| 1963-64 | | 9 | 5 | 2 | 2 | 1 | 2 | 4 | 5 | 4 | 3 | 3 | 2 | 3 | 4 | | | | | 12/10-3/10 | |
| 1964-65 | | 11 | 9 | 8 | - | - | - | - | - | - | - | - | - | - | - | | | | | 12/8-3/9 | |
| 1965-66 | | - | - | - | 10 | 5 | 2 | 2 | 2 | 2 | 1 | 1 | 1 | 1 | 1 | | | | | 12/7-3/8 | |
| 1966-67 | | 3 | 3 | 4 | - | - | - | - | - | - | - | - | - | - | - | | | | | 12/6-3/7 | |
| 1967-68 | | - | 9 | 4 | 7 | 6 | 5 | 4 | 8 | 9 | 10 | 8 | 8 | 5 | 5 | 4 | 5 | | | 12/5-3/12 | |
| 1968-69 | | 3 | 3 | 4 | 4 | 4 | 3 | 7 | 5 | 5 | 5 | 4 | 4 | 6 | 6 | 7 | | | | 12/3-3/4 | |
| 1969-70 | | 2 | 1 | 1 | 1 | 1 | 2 | 2 | 2 | 2 | 3 | 3 | 2 | 1 | 2 | 1 | | | | 12/9-3/10 | |
| 1970-71 | | 3 | 5 | 3 | 7 | 8 | 11 | 10 | t12 | 11 | 8 | 8 | 12 | 10 | 8 | 8 | | | | 12/8-3/16 | |
| 1971-72 | | 10 | 7 | 7 | 11 | 12 | 19 | 15 | - | - | - | - | 17 | 18 | - | - | 18 | | | 12/7-3/14 | |
| 1972-73 | | 13 | 8 | - | - | - | - | - | - | - | - | - | - | - | - | t19 | 17 | | | 12/5-3/13 | |
| 1973-74 | | 10 | 10 | - | - | - | - | - | - | - | - | - | - | - | - | - | - | - | - | 12/4-3/27 | |
| 1974-75 | | 16 | 15 | - | 20 | 17 | 9 | 7 | 10 | 11 | 5 | 5 | 4 | 7 | 4 | 6 | 6 | 5 | 2 | 2 | 12/3-4/2 |
| 1975-76 | | 6 | 7 | 14 | 20 | 18 | - | - | - | - | - | - | - | - | - | - | - | - | - | 12/2-3/16 | |
| 1976-77 | | 6 | 4 | 3 | 7 | 6 | 3 | 2 | 6 | 6 | 3 | 3 | 2 | 2 | 2 | 6 | 3 | | | 11/30-3/15 | |
| 1977-78 | | 2 | 1 | 1 | 1 | 1u | 1u | 1u | 1u | 1u | 1 | 1 | 1 | 3 | 2 | 1 | 1 | 1 | | 11/29-3/13 | |
| 1978-79 | | 11 | 10 | 10 | 6 | 11 | 13 | 9 | 17 | - | - | - | - | - | - | - | - | - | | 11/28-3/13 | |
| 1979-80 | | 2 | 5 | 5 | 3 | 2 | 2 | 4 | 6 | 5 | 3 | 6 | 5 | 3 | 2 | 4 | | | | 12/4-3/4 | |
| 1980-81 | | 1 | 2 | 2 | 2 | 2 | 5 | 4 | 3 | 6 | 7 | 6 | 11 | 10 | 9 | 7 | 8 | | | 12/2-3/10 | |
| 1981-82 | | 3 | 2 | 2 | 2 | 2 | 4 | 3 | 6 | 9 | 7 | 9 | 12 | 10 | 7 | 15 | 15 | | | 12/1-3/9 | |
| 1982-83 | | 4 | 3 | 2 | 2 | 2 | 3 | 3 | 6 | 11 | 10 | 15 | 13 | 11 | 10 | 7 | 10 | 12 | | 11/30-3/15 | |
| 1983-84 | | 2 | 1 | 2 | 2 | 2 | 2 | 2 | 2 | 3 | 3 | 3 | 6 | 6 | 4 | 3 | 3 | 3 | | 11/29-3/13 | |
| 1984-85 | | 18 | - | - | - | - | - | - | - | - | - | - | - | - | - | - | - | - | - | 11/27-3/12 | |
| 1985-86 | | 11 | 10 | 9 | 9 | 13 | 13 | 12 | 11 | 11 | 11 | 8 | 12 | 11 | 8 | 5 | 3 | 3 | | 11/26-3/11 | |
| 1986-87 | | 11 | 13 | 19 | 18 | 18 | 11 | 9 | - | - | - | - | - | - | - | - | - | - | | 12/2-3/10 | |
| 1987-88 | | 5 | 2 | 1 | 1 | 2 | 2 | 1 | 5 | 4 | 9 | 10 | 10 | 9 | 12 | 8 | 6 | 6 | | 12/1-3/15 | |
| 1988-89 | | - | - | - | - | - | - | - | - | - | - | - | - | - | - | - | - | - | - | 11/22-3/14 | |
| 1989-90 | | - | - | - | - | - | - | - | - | - | - | - | - | - | - | - | - | - | - | 11/22-3/14 | |
| 1990-91 | | - | - | 25 | 18 | 18 | 18 | 16 | 11 | 9 | 8 | 10 | 10 | 16 | 12 | 13 | 10 | 9 | | 11/27-3/12 | |
| 1991-92 | | 4 | 13 | 14 | 9 | 8 | 17 | 17 | 15 | 10 | 8 | 14 | 19 | 19 | 13 | 11 | 10 | 9 | 6 | 11/25-3/16 | |
| 1992-93 | | 5 | 5 | 5 | 3 | 3 | 3 | 3 | 2 | 1 | 4 | 4 | 2 | 2 | 2 | 5 | 4 | 2 | | 11/23-3/15 | |
| 1993-94 | | 2 | 2 | 1 | 6 | 5 | 5 | 5 | 4 | 8 | 7 | 9 | 7 | 4 | 11 | 7 | 7 | 10 | 7 | 11/22-3/14 | |
| 1994-95 | | 4 | 4 | 3 | 7 | 6 | 5 | 5 | 8 | 7 | 5 | 5 | 6 | 5 | 4 | 6 | 5 | 3 | 2 | 11/21-3/13 | |
| 1995-96 | | 1 | 1 | 1 | 5 | 5 | 4 | 2 | 2 | 2 | 2 | 2 | 2 | 2 | 2 | 1 | 1 | 2 | | 11/20-3/12 | |
| 1996-97 | | 3 | 8 | 8 | 6 | 3 | 3 | 3 | 3 | 3 | 5 | 3 | 3 | 3 | 4 | 3 | 3 | 6 | 5 | 11/19-3/11 | |
| 1997-98 | | 8 | 9 | 8 | 7 | 4 | 4 | 4 | 6 | 6 | 6 | 7 | 7 | 8 | 7 | 8 | 7 | 7 | 5 | 11/18-3/10 | |
| 1998-99 | | 4 | 4 | 4 | 8 | 5 | 3 | 3 | 7 | 6 | 6 | 7 | 6 | 5 | 8 | 6 | 13 | 14 | 8 | 11/15-3/8 | |
| 1999-00 | | 14 | 14 | 11 | 13 | 23 | - | - | - | 25 | 20 | 18 | 16 | 14 | 11 | 19 | 18 | 22 | 16 | 19 | 11/15-3/13 |
| 2000-01 | | 12 | 20 | 22 | - | - | - | - | - | - | - | - | - | - | - | 22 | 13 | 15 | 9 | 11/13-3/12 | |
| 2001-02 | | 4 | - | 10 | 13 | 11 | 9 | 7 | 6 | 6 | 8 | 12 | 8 | 10 | 7 | 10 | 12 | 11 | 12 | 16 | 11/12-3/11 |
| 2002-03 | | 17 | 17 | 15 | 18 | 12 | 18 | 14 | 20 | 18 | 16 | 8 | 7 | 6 | 3 | 2 | 2 | 2 | 1 | 11/18-3/17 | |
| 2003-04 | | 11 | 10 | 10 | 9 | 8 | 2 | 2 | 8 | 7 | 5 | 9 | 5 | 9 | 8 | 9 | 9 | 9 | 8 | 2 | 11/17-3/15 |
| 2004-05 | | 9 | 9 | 8 | 8 | 10 | 9 | 8 | 8 | 8 | 9 | 8 | 7 | 6 | 5 | 3 | 5 | 3 | 4 | 7 | 11/15-3/14 |
| 2005-06 | | 9 | 8 | 7 | 10 | 15 | 23 | 19 | 18 | 19 | - | - | - | - | - | - | - | - | - | 11/14-3/13 | |
| 2006-07 | | 22 | 22 | 20 | - | - | - | - | - | - | - | 25 | - | - | 20 | 20 | - | - | - | 11/13-3/12 | |
| 2007-08 | | 20 | - | - | - | - | - | - | - | - | - | - | - | - | - | - | - | - | - | 11/05-3/31 | |
| 2008-09 | | - | - | - | - | - | - | - | - | - | - | 24 | - | - | - | - | - | - | - | 11/17-3/16 | |

Kentucky in the National Rankings



John Calipari has led six of his eight Kentucky teams to the No. 1 ranking in the Associated Press Top 25 poll.

| YEAR | PS | 1 | 2 | 3 | 4 | 5 | 6 | 7 | 8 | 9 | 10 | 11 | 12 | 13 | 14 | 15 | 16 | 17 | 18 | *DATES |
|---------|----|----|---|----|----|----|----|----|----|----|----|----|----|----|----|----|----|----|----|------------|
| 2009-10 | 4 | 4 | 5 | 5 | 4 | 3 | 3 | 3 | 3 | 2 | 2 | 1u | 4 | 3 | 2 | 2 | 3 | 2 | - | 11/16-3/15 |
| 2010-11 | 11 | 12 | 8 | 10 | 17 | 17 | 13 | 11 | 10 | 13 | 12 | 14 | 10 | 18 | 22 | 22 | 20 | 15 | 11 | 11/15-3/14 |
| 2011-12 | 2 | 2 | 2 | 1 | 1 | 3 | 3 | 3 | 2 | 2 | 2 | 1 | 1 | 1 | 1 | 1 | 1 | 1 | 1 | 11/14-3/12 |
| 2012-13 | 3 | 3 | 8 | 8 | - | - | - | - | - | - | - | - | - | - | 25 | - | - | - | - | 11/5-3/18 |
| 2013-14 | 1 | 1 | 4 | 3 | 3 | 11 | 18 | 15 | 14 | 13 | 14 | 11 | 18 | 14 | 18 | 17 | 25 | - | - | 11/4-3/17 |
| 2014-15 | 1 | 1 | 1 | 1 | 1u | 1u | 1u | 1u | 1u | 1 | 1 | 1 | 1u | 1u | 1u | 1u | 1u | 1u | 1u | 11/10-3/9 |
| 2015-16 | 2 | 2 | 1 | 1 | 5 | 4 | 12 | 10 | 9 | 14 | 23 | 20 | 20 | 22 | 14 | 16 | 22 | 16 | 10 | 11/2-3/14 |
| 2016-17 | 2 | 2 | 1 | 1 | 6 | 6 | 6 | 8 | 6 | 6 | 5 | 4 | 8 | 15 | 13 | 11 | 9 | 8 | 5 | 11/7-3/13 |

Note: AP polls were ranked 1-20 until 1989-90, when they were changed to the top 25. Release dates and the number of weekly rankings per season varied from year-to-year.

* Dates do not include preseason rankings • PS - Preseason rankings (started in 1962); % - UK was suspended from play by the NCAA; u - Unanimous

KENTUCKY FINISHES IN NATIONAL RANKINGS

AP TOP-10 FINISHES

| | | |
|-----|-----------------|-----------|
| 1. | Kentucky | 43 |
| 2. | Duke | 36 |
| | North Carolina | 36 |
| 4. | Kansas | 29 |
| 5. | UCLA | 26 |
| 6. | Indiana | 17 |
| 7. | Louisville | 16 |
| | Ohio State | 16 |
| 9. | Arizona | 15 |
| 10. | Notre Dame | 14 |

AP NO. 1 FINISHES

| | | |
|----|-----------------|-----------|
| 1. | Kentucky | 10 |
| 2. | UCLA | 8 |
| 3. | Duke | 7 |
| 4. | North Carolina | 6 |
| 5. | Ohio State | 4 |
| 6. | Indiana | 3 |
| | Kansas | 3 |

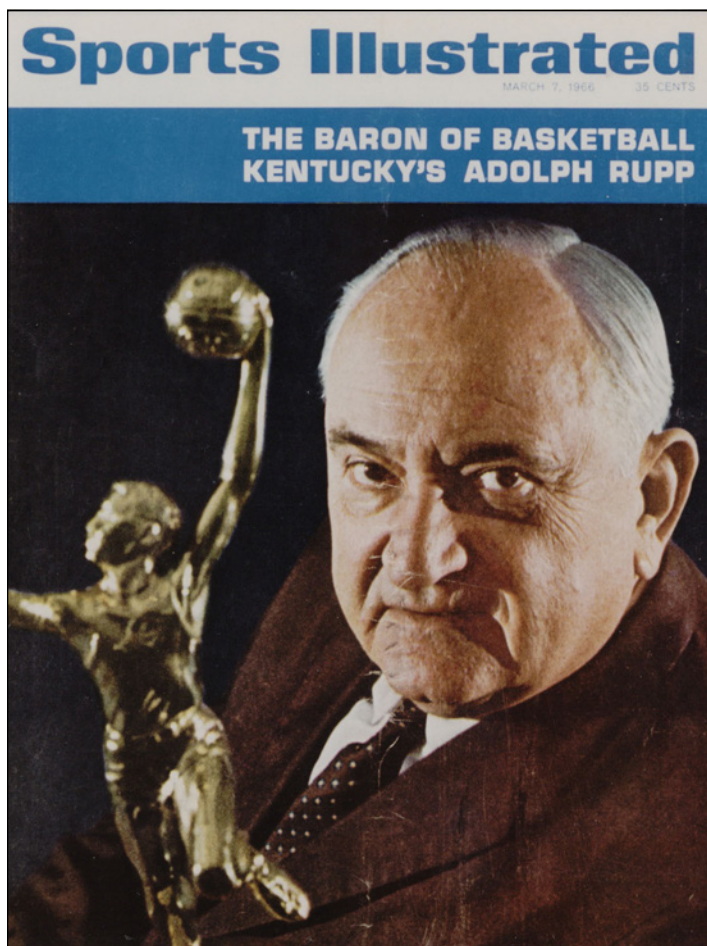
*COACHES' TOP-10 FINISHES

| | | |
|----|-----------------|-----------|
| 1. | Kansas | 17 |
| 2. | Kentucky | 14 |
| | Duke | 14 |
| 5. | North Carolina | 13 |
| 6. | Arizona | 12 |
| 7. | Connecticut | 11 |
| | Michigan State | 11 |
| 9. | Florida | 9 |
| | Louisville | 9 |

*COACHES' NO. 1 FINISHES

| | | |
|----|-----------------|----------|
| 1. | Connecticut | 4 |
| 2. | Duke | 3 |
| | Kentucky | 3 |
| | North Carolina | 3 |
| 4. | Florida | 2 |

*Final poll began being released in 1994



Biggest Games

Kentucky 76, Ohio 73

Nov. 28, 1989

LEXINGTON, Ky — The long-awaited debut of Coach Rick Pitino and the Wildcats was worth waiting for as Reggie Hanson scored 24 points and UK held off the Bobcats.

| | | | | |
|----------|----|----|---|----|
| Ohio | 30 | 43 | — | 73 |
| Kentucky | 44 | 32 | — | 76 |

Kentucky 100, LSU 95

Feb. 15, 1990

LEXINGTON, Ky — Described by many as one of the most exciting games ever played at Rupp Arena, the Wildcats burst out to an early lead and then held off Chris Jackson and the Tigers.

| | | | | |
|----------|----|----|---|-----|
| LSU | 36 | 59 | — | 95 |
| Kentucky | 48 | 52 | — | 100 |

Kentucky 90, Florida 74

Feb. 23, 1991

LEXINGTON, Ky — Kentucky beat the Gators to become one of two schools (along with North Carolina) to win 1,500 basketball games.

| | | | | |
|----------|----|----|---|----|
| Kentucky | 37 | 53 | — | 90 |
| Florida | 29 | 45 | — | 74 |

Kentucky 114, Auburn 93

March 2, 1991

LEXINGTON, Ky — Before the then-largest crowd in Rupp Arena history, the Wildcats closed out the 1990-91 season with a 22-6 overall record. Although UK was ineligible for the SEC title because of probation, the Wildcats secured the best record in the league (14-4) with the win over Auburn. A ceremony and parade followed.

| | | | | |
|----------|----|----|---|-----|
| Auburn | 43 | 50 | — | 93 |
| Kentucky | 65 | 49 | — | 114 |

Kentucky 80, Alabama 54

March 15, 1992

BIRMINGHAM, Ala. — Kentucky roared back from a 32-29 halftime deficit to crush Alabama, 80-54, and take the SEC Tournament championship after being banned from the event for two years.

| | | | | |
|----------|----|----|---|----|
| Kentucky | 29 | 51 | — | 80 |
| Alabama | 32 | 22 | — | 54 |

Duke 104, Kentucky 103 (OT)

March 28, 1992

PHILADELPHIA — In what many called the “greatest NCAA Tournament game ever played,” Kentucky took top-ranked defending champion Duke to overtime before a desperation shot by Christian Laettner sent the Blue Devils to the Final Four.

| | | | | | |
|----------|----|----|----|---|-----|
| Kentucky | 45 | 48 | 10 | — | 103 |
| Duke | 50 | 43 | 11 | — | 104 |

Kentucky 106, Florida St. 81

March 27, 1993

CHARLOTTE, N.C. — Kentucky beat Florida State to advance to the NCAA Final Four in New Orleans. The victory completed a string of four games in which the Wildcats blitzed their Southeast Region opponents by an average of 31.0 points — the largest margin of victory by a team through four games en route to the Final Four.

| | | | | |
|-------------|----|----|---|-----|
| Florida St. | 46 | 35 | — | 81 |
| Kentucky | 54 | 52 | — | 106 |

Michigan 81, Kentucky 78 (OT)

April 3, 1993

NEW ORLEANS — Kentucky faced Michigan in the NCAA semifinals, marking UK’s 10th Final Four appearance. An 81-78 overtime loss to the Wolverines ended the Cats’ season at 30-4 and marked All-American Jamal Mashburn’s last game in UK blue.

| | | | | | |
|----------|----|----|----|---|----|
| Kentucky | 35 | 36 | 7 | — | 78 |
| Michigan | 40 | 31 | 10 | — | 81 |

Kentucky 99, LSU 95

Feb. 15, 1994

BATON ROUGE, La. — Trailing by 31 points with 15:34 remaining in the game, the Wildcats went on a tear. They hit 11 3-pointers and outscored the Tigers 62-27 during the final 15:34. UK’s 99-95 win marked the greatest comeback in school history.

| | | | | |
|----------|----|----|---|----|
| Kentucky | 32 | 67 | — | 99 |
| LSU | 48 | 47 | — | 95 |

Kentucky 73, Florida 60

March 13, 1994

MEMPHIS, Tenn. — Kentucky faced Florida for the second time in 11 days, and for the second time, the Wildcats beat the Gators. The triumph in Memphis gave UK its third consecutive SEC Tournament title and improved the Pitino-era SEC Tourney mark to a perfect 9-0.

| | | | | |
|----------|----|----|---|----|
| Kentucky | 33 | 40 | — | 73 |
| Florida | 27 | 33 | — | 60 |

Kentucky 95, Arkansas 93 (OT)

March 12, 1995

ATLANTA — Kentucky repeatedly clawed its way back in the SEC Tournament final — finding itself trailing by 19 in the first half, 12 points with nine minutes left in the second half and nine points with 1:33 remaining in overtime.

| | | | | | |
|----------|----|----|----|---|----|
| Kentucky | 44 | 36 | 15 | — | 95 |
| Arkansas | 50 | 30 | 13 | — | 93 |

Kentucky 81, Massachusetts 74

March 30, 1996

EAST RUTHERFORD, N.J. — In a rematch from an early season loss, the Wildcats fought off a late rally in the national semifinals to advance to the championship game for the first time in 18 years.

| | | | | |
|----------|----|----|---|----|
| Kentucky | 36 | 45 | — | 81 |
| UMass | 28 | 46 | — | 74 |

Kentucky 76, Syracuse 67

April 1, 1996

EAST RUTHERFORD, N.J. — Behind an NCAA title game record-tying seven 3-pointers from Tony Delk, UK won its sixth national title.

| | | | | |
|----------|----|----|---|----|
| Kentucky | 42 | 34 | — | 76 |
| Syracuse | 33 | 34 | — | 67 |

Arizona 84, Kentucky 79 (OT)

March 31, 1997

INDIANAPOLIS — Trying to become the second team in 24 years to repeat as national champion, Ron Mercer and Anthony Epps nailed 3-pointers inside the last minute to force overtime. But with four Wildcats fouling out, Arizona outscored UK in the extra period in Rick Pitino’s final game as coach at Kentucky.

| | | | | | |
|----------|----|----|----|---|----|
| Arizona | 33 | 41 | 10 | — | 84 |
| Kentucky | 32 | 42 | 5 | — | 79 |

Kentucky 86, Duke 84

March 22, 1998

ST. PETERSBURG, Fla. — The Wildcats fell behind by 18 points in the first half and by 17 points with 9:38 remaining in the game before avenging a 1992 loss to the Blue Devils. Cameron Mills’ 3-pointer with 2:15 left gave UK its first lead, 80-79, before Scott Padgett’s trey with 39.4 seconds remaining broke an 81-81 tie as Kentucky advanced to the Final Four for the third consecutive year.

| | | | | |
|----------|----|----|---|----|
| Kentucky | 39 | 47 | — | 86 |
| Duke | 49 | 35 | — | 84 |

Kentucky 86, Stanford 85 (OT)

March 28, 1998

SAN ANTONIO — Kentucky rallied from a 10-point second-half deficit, then grabbed a five-point overtime lead, before fending off the Cardinal to advance to the title game for the third straight season. Jeff Sheppard canned three long-range 3-pointers — two in the final three minutes and one in overtime — en route to a career-high 27 points.

| | | | | | |
|----------|----|----|----|---|----|
| Stanford | 37 | 36 | 12 | — | 85 |
| Kentucky | 32 | 41 | 13 | — | 86 |

Kentucky 78, Utah 69

March 30, 1998

SAN ANTONIO — After being outbounded 24-6 in the first half and trailing 41-31 at the break, the “Comeback Cats” charged from behind to win the school’s seventh national title, its second in three years. It was the largest halftime deficit overcome in a title game.

| | | | | |
|----------|----|----|---|----|
| Utah | 41 | 28 | — | 69 |
| Kentucky | 31 | 47 | — | 78 |



Aaron Harrison sent UK to the Final Four with late-game heroics in 2014.

Kentucky 103, Maryland 91

Dec. 12, 1998
LEXINGTON, Ky — The senior trio of Heshimu Evans, Scott Padgett and Wayne Turner combined to tally 73 points, 22 rebounds and 14 assists as the fifth-ranked Cats knocked off the No. 2 Terrapins, ending their 13-game win streak.

| | | | | |
|----------|----|----|---|-----|
| Maryland | 41 | 50 | — | 91 |
| Kentucky | 54 | 49 | — | 103 |

Kentucky 82, Louisville 62

Dec. 29, 2001
LEXINGTON, Ky — Rick Pitino returned to Rupp Arena for the first time as coach of archrival Louisville but watched as Tayshaun Prince scored a game-high 18 points as UK won by 20. UK dedicated the new playing floor as “Cawood’s Court” before chants of “Tub-by, Tub-by” filled the arena throughout the game.

| | | | | |
|------------|----|----|---|----|
| Kentucky | 36 | 46 | — | 82 |
| Louisville | 32 | 30 | — | 62 |

Kentucky 70, Florida 55

Feb. 4, 2003
LEXINGTON, Ky — Florida came to Lexington sporting a No. 1 ranking for the first time in school history, but the Gators were quickly stifled by UK’s defense. The Wildcats were able to jump out to a 23-point lead at halftime, which grew to as much as 29 points during the final half as a Rupp Arena-record crowd of 24,459 watched UK earn the 70-55 victory.

| | | | | |
|----------|----|----|---|----|
| Kentucky | 45 | 23 | — | 70 |
| Florida | 22 | 33 | — | 55 |

Kentucky 79, Michigan St. 74

Dec. 13, 2003
DETROIT — A basketball world-record crowd of 78,129 watched No. 8 Kentucky beat No. 21 Michigan State at Ford Field. Unlike basketball games at domes that have attracted 40,000-plus fans, the court was not tucked into an end zone, but instead placed on the 50-yard line in the Detroit Lions’ home stadium — a true site to see.

| | | | | |
|--------------|----|----|---|----|
| Kentucky | 49 | 30 | — | 79 |
| Michigan St. | 43 | 31 | — | 74 |

Kentucky 90, Tennessee 72

Jan. 13, 2009
KNOXVILLE, Tenn. — Jodie Meeks had a night to remember when he broke the UK single-game scoring record scoring 54 points in leading the Wildcats to victory. Meeks finished the night 15 of 22 from the field (10 of 15 from 3-point range) and 14 for 14 from the free-throw line.

| | | | | |
|-----------|----|----|---|----|
| Kentucky | 41 | 49 | — | 90 |
| Tennessee | 37 | 35 | — | 72 |

Kentucky 75, Morehead St. 59

Nov. 13, 2009
LEXINGTON, Ky — The Wildcats kicked off the John Calipari era in emphatic style with a 16-point win over the Eagles. Leading a highly-touted recruiting class, freshman Eric Bledsoe scored 24 points while starting in place of John Wall.

| | | | | |
|----------------|----|----|---|----|
| Morehead State | 25 | 34 | — | 59 |
| Kentucky | 33 | 42 | — | 75 |

Kentucky 88, Drexel 44

Dec. 21, 2009
LEXINGTON, Ky. — Kentucky became the first program in college basketball history to reach the 2,000-win plateau. The Wildcats defeated Drexel 88-44 to achieve the milestone.

| | | | | |
|----------|----|----|---|----|
| Drexel | 20 | 24 | — | 44 |
| Kentucky | 56 | 32 | — | 88 |

Kentucky 62, Ohio State 60

March 25, 2011
NEWARK, N.J. — Kentucky knocked off No. 1 overall seed Ohio State in the Sweet 16. Brandon Knight’s jumper with five seconds remaining led the fourth-seeded Wildcats over the top-seeded Buckeyes.

| | | | | |
|------------|----|----|---|----|
| Kentucky | 30 | 32 | — | 62 |
| Ohio State | 30 | 30 | — | 60 |

Kentucky 76, North Carolina 69

March 27, 2011
NEWARK, N.J. — Kentucky’s Elite Eight victory over North Carolina sent the Wildcats to their first Final Four in 13 years. Brandon Knight led UK with 22 points as the Cats advanced to the Final Four on a 10-game win streak.

| | | | | |
|----------------|----|----|---|----|
| Kentucky | 38 | 38 | — | 76 |
| North Carolina | 30 | 39 | — | 69 |

Kentucky 69, Louisville 61

March 31, 2012
NEW ORLEANS — Kentucky and Louisville met in the Final Four for the first time in history. Behind an 18-point, 14-rebound, five-block effort from Anthony Davis, the Wildcats defeated the Cardinals for the second time in the season.

| | | | | |
|------------|----|----|---|----|
| Louisville | 28 | 33 | — | 61 |
| Kentucky | 35 | 34 | — | 69 |

Kentucky 67, Kansas 59

April 2, 2012
NEW ORLEANS — Kentucky claimed the eighth national title in program history with its second defeat of Kansas in the season. Doron Lamb led all scorers with 22 points, while Anthony Davis pulled down 16 rebounds, blocked six shots and dished out five assists.

| | | | | |
|----------|----|----|---|----|
| Kansas | 27 | 32 | — | 59 |
| Kentucky | 41 | 26 | — | 67 |

Kentucky 78, Wichita State 76

March 23, 2014
ST. LOUIS — Kentucky came back from a double-digit deficit to knock off No. 1 seed and undefeated Wichita State in one of the greatest games ever played to advance to the Sweet 16.

| | | | | |
|-------------|----|----|---|----|
| Kentucky | 31 | 47 | — | 78 |
| Wichita St. | 37 | 39 | — | 76 |

Kentucky 75, Michigan 72

March 30, 2014
INDIANAPOLIS — Freshman Aaron Harrison knocked down a 3-pointer with less than four seconds remaining to propel the Wildcats to their 16th Final Four in school history.

| | | | | |
|----------|----|----|---|----|
| Kentucky | 37 | 38 | — | 75 |
| Michigan | 37 | 35 | — | 72 |

Kentucky 74, Wisconsin 73

April 5, 2014
ARLINGTON, Texas — Freshman Aaron Harrison provided heroics once again by knocking down a 3-pointer from nearly the identical spot as his previous game winner with less than 10 seconds remaining to lift UK to the national championship game with five freshman starters. Kentucky won its fifth straight game by five points or less.

| | | | | |
|-----------|----|----|---|----|
| Kentucky | 36 | 38 | — | 74 |
| Wisconsin | 40 | 33 | — | 73 |

Kentucky 67, Florida 50

March 7, 2015
LEXINGTON, Ky — Already off to the best start in school and SEC history, the Wildcats put an exclamation point on a historic regular season with a perfect 31-0 record. The Wildcats became the first team from a power five conference to go undefeated in the regular season since Indiana did so in 1976. UK also marched through the SEC with an undefeated mark for the 15th time in school history and set a Rupp Arena record with 19 wins.

| | | | | |
|----------|----|----|---|----|
| Florida | 27 | 23 | — | 50 |
| Kentucky | 30 | 37 | — | 67 |

Kentucky 68, Notre Dame 66

March 28, 2015
CLEVELAND — Calling on their late-game heroics of a season ago, the Wildcats held off a hungry Notre Dame squad thanks to Karl-Anthony Towns’ dominating post play, Andrew Harrison’s late-game free throws and Willie Cauley-Stein’s last-second defense. With the win, UK advanced to its fourth Final Four in the last five seasons while becoming the first team in the history of college basketball to start a season 38-0.

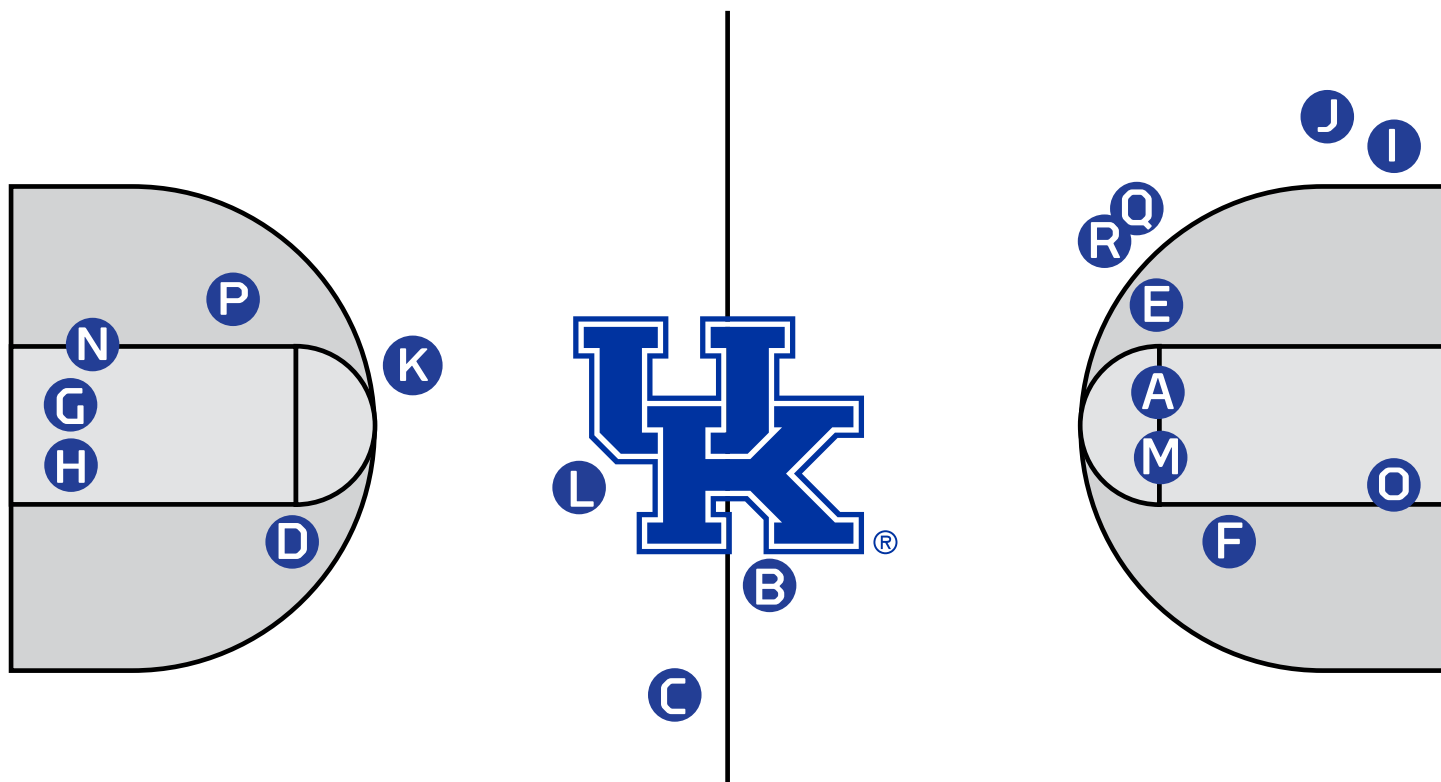
| | | | | |
|------------|----|----|---|----|
| Notre Dame | 31 | 35 | — | 66 |
| Kentucky | 31 | 37 | — | 68 |

Wisconsin 71, Kentucky 64

April 4, 2015
INDIANAPOLIS — Seeking revenge from the 2014 Final Four loss to the Wildcats, Wisconsin ended Kentucky’s pursuit of perfection when UK shockingly let a late four-point lead slip away. The Wildcats twice rallied from deficits of eight points or more but ultimately came up short, ending the season 38-1, one game short of the national championship.

| | | | | |
|-----------|----|----|---|----|
| Wisconsin | 36 | 35 | — | 71 |
| Kentucky | 36 | 28 | — | 64 |

BIGGEST SHOTS



A. Ralph Beard

March 20, 1946, vs. Rhode Island

This free throw with 43 seconds left gave Adolph Rupp his first national title, 46-45.

B. Ralph Beard

Feb. 14, 1948, vs. Tennessee

The buzzer-beater is still one of the longest shots (52.5 feet) in UK history.

C. Vernon Hatton

Dec. 7, 1957, vs. Temple

Hatton's 47-foot bomb from midcourt tied the game at the end of the first overtime.

D. Terry Mobley

Dec. 31, 1963, vs. Duke

Mobley's shot, with seven seconds left, propelled UK past No. 1 Duke, 81-79.

E. Kyle Macy

Feb. 24, 1980, vs. LSU

Macy's jumper gave the Cats the 1980 SEC crown, 76-74 in overtime.

F. Kenny Walker

March 10, 1984, vs. Auburn

The sophomore's 15-footer at the buzzer defeated Charles Barkley's squad for the SEC tourney title.

G. Cedric Jenkins

Dec. 12, 1987, vs. Louisville

Jenkins' tip-in gave UK a 76-75 win against its arch rival.

H. Jeff Brassow

Dec. 23, 1993, vs. Arizona

Brassow tipped in a Rodrick Rhodes' miss as UK won the Maui Invitational, 93-92.

I. Walter McCarty

Feb. 15, 1994, vs. LSU

McCarty's 3-pointer capped a 31-point comeback against the Tigers.

J. Tony Delk

April 1, 1996, vs. Syracuse

His 3-pointer was part of a four-point play that lifted UK to its sixth NCAA title.

K. Scott Padgett

March 22, 1998, vs. Duke

The 3-pointer broke an 81-81 tie with 39.4 seconds left and capped a 17-point comeback.

L. Tayshaun Prince

Dec. 8, 2001, vs. North Carolina

This nearly 30-foot 3-point field goal from just inside the mid-court logo capped five consecutive 3-pointers by Prince to open the game.

M. Patrick Sparks

Dec. 18, 2004, at Louisville

Sparks' three free throws with no time remaining helped UK overcome a 16-point halftime deficit for a 60-58 win.

N. DeMarcus Cousins

March 14, 2010, vs. Mississippi State

Cousins' tip-in at the buzzer sent the game in overtime en route to UK's 26th SEC tourney title.

O. Brandon Knight

March 17, 2011, vs. Princeton

Knight's driving layup with two seconds remaining lifts UK to a 59-57 win in its NCAA tourney opener.

P. Brandon Knight

March 25, 2011, vs. Ohio State

Knight knocked down a jumper with five seconds remaining to beat No. 1 and top-seeded Ohio State 62-60 to advance to the Elite Eight.

Q. Aaron Harrison

March 30, 2014, vs. Michigan

Harrison hit a 3-pointer with less than four seconds remaining to beat No. 7 Michigan, 75-72, and advance to the Final Four.

R. Aaron Harrison

April 5, 2014, vs. Wisconsin

Harrison's heroics yet again lifted UK to the national championship game with a win over Wisconsin with a 3-pointer from nearly the identical spot as the one he hit against Michigan.

UNPARALLELED TRADITION

FEB. 18, 1903

State College (Kentucky) records its first win, an 11-10 decision over Lexington YMCA. The Wildcats finish the first season with a 1-2 record.

FEB. 18, 1909

With a 28-23 win over Cincinnati, Kentucky clinches its first winning season in school history. Following a "Senior Day" loss to Central University, the Wildcats end the year with a 5-4 record.

JANUARY 1910

E. R. Sweetland signs a three-year pact as State's director of athletics and its first basketball coach.

MARCH 1, 1912

Kentucky defeats Georgetown College, 19-18, to complete the season with a perfect 9-0 record and earn its first title as Southern champions.

MARCH 1, 1921

Kentucky upsets Tulane, Mercer, Mississippi A&M and Georgia to win the first Southern Intercollegiate Athletic Association basketball championship. Hundreds of Wildcats fans await "play-by-play" via telegraph and greet the team's train with a celebration and parade in downtown Lexington. It is believed to be the first college basketball tournament ever played.

SPRING 1921

Basil Hayden becomes UK's first All-America basketball player.

JAN. 26, 1921

The Wildcats beat Cincinnati, 26-19, for their 100th victory in program history.

DEC. 13, 1924

The Wildcats defeat Cincinnati in their first game in the new 2,800-seat, \$100,000 Alumni Gymnasium.

MARCH 21, 1930

A Freeport, Illinois, high school coach named Adolph Rupp is named head basketball coach at the University of Kentucky.

DEC. 18, 1930

UK defeats Georgetown College, 67-19, for the first of Adolph Rupp's 876 victories.

FEB. 28, 1933

UK wins the first Southeastern Con-

ference Tournament championship by defeating Mississippi State, 46-27, in Atlanta.

FEB. 17, 1934

UK establishes a national record with its 23rd consecutive win (47-27 over Vanderbilt). Near riot erupts as fans vie for seats in Alumni Gym.

FEB. 14, 1938

Joe Hagan's 48-foot shot with 12 seconds left lifts the Wildcats over Marquette, 35-33. After the game, Gov. A. B. "Happy" Chandler pounds a nail into the floor to mark the spot where the shot was taken.

MARCH 20, 1942

After winning its sixth SEC championship, UK wins its first NCAA Tournament game, 46-44, over Illinois.

MARCH 20, 1946

UK wins Rupp's first national title with a 46-45 victory over Rhode Island.

MARCH 24, 1947

Before a Madison Square Garden record crowd of 18,493, Wat Misaka holds Ralph Beard to two points and Utah ends the Wildcats' bid for back-to-back NIT championships.

MARCH 23, 1948

Adolph Rupp's "Fabulous Five" wins UK's first NCAA championship, 58-42, over Baylor. The team is met in Lexington by 15,000 fans and given a parade on a fire truck.

AUG. 13, 1948

The U.S. Olympic basketball team, featuring Kentucky's "Fabulous Five," wins the gold medal by defeating France, 64-21, at Wembley Stadium in London.

MARCH 8, 1949

Kentucky ends the year ranked No. 1 in the first season of the Associated Press basketball poll.

MARCH 26, 1949

UK wins its second consecutive NCAA championship, defeating Oklahoma A&M, 46-36, in Seattle.

DEC. 1, 1950

UK plays its first game in the new, \$3.9 million, 11,500-seat Memorial Coliseum. Skeptics label the building a "white elephant."

MARCH 27, 1951

UK wins its third NCAA title, defeating Kansas State, 68-58, in the finals in Minneapolis.

1952-53

UK's season is suspended by the NCAA.

DEC. 5, 1953

Cawood Ledford broadcasts his first game as the radio "Voice of the Wildcats."

MARCH 9, 1954

Kentucky beats LSU, 63-56, in an SEC playoff game to cap a perfect 25-0 season and finish with the nation's No. 1 ranking.

JAN. 8, 1955

Fans are stunned as Georgia Tech defeats UK, 59-58, in Memorial Coliseum, ending a 129-game home winning streak that still stands as a national record.

DEC. 7, 1957

What was then referred to as "the longest game in UK history" proves fruitful for the Wildcats as they defeat Temple 85-83 in three overtimes. Vernon Hatton scores UK's final six points, including a half-court shot, to edge the Owls

MARCH 21, 1958

In the Wildcats' first game in Freedom Hall, Vernon Hatton's layup with 17 seconds left pushes the Wildcats past Temple, 61-60, and into the NCAA championship game.

MARCH 22, 1958


UK wins its fourth NCAA title by defeating Seattle, 84-72, in Louisville, Ky. The "Fiddlin' Five" is led by Vernon Hatton's 30 points. The win gives Rupp his most coveted title, the one he vowed to win after the NCAA had suspended UK's 1953 season.

MARCH 19, 1966

In one of the biggest upsets in NCAA Tournament history, top-ranked UK, featuring "Rupp's Runts," loses in the NCAA championship game, 72-65, to Texas Western.

JAN. 27, 1968

At the time, it was believed that Adolph Rupp became college basketball's all-time winningest coach when the Wildcats overcome a record-setting 52-point performance by LSU's Pete Maravich to defeat the Tigers, 121-95. Years later, it is discovered that he had achieved that feat on Feb. 18, 1967, with a 103-74 win over Mississippi State.



Vernon Hatton hit one of the most memorable shots in Kentucky basketball history when he sunk a shot from half court in a triple-overtime win over Temple on Dec. 7, 1957.

JAN. 18, 1969

On the road against its longtime rival, UK becomes the first team in college basketball history to win 1,000 games, defeating Tennessee, 69-66.

JUNE 9, 1969

Tom Payne, a 7-foot All-American from Louisville, Kentucky, becomes the first black player to sign with the University of Kentucky.

FEB. 28, 1970

Dan Issel becomes UK's first player to score 2,000 career points as UK defeats Vanderbilt, 90-86.

MARCH 14, 1970

Dan Issel scores his 2,138th point, etching his name into the record books as UK's all-time leading scorer. The top-ranked Wildcats are upset by Jacksonville, 106-100, in the NCAA Tournament.

MARCH 18, 1972

Adolph Rupp coaches his last game at UK, a 73-54 loss to Florida State in the NCAA Tournament.

DEC. 2, 1972

Joe B. Hall coaches his first game as head coach at UK, a 75-66 win at Michigan State. UK goes on to win the SEC championship and finish 22-8 during Hall's inaugural season.

MARCH 22, 1975

UK upsets undefeated Indiana in the Midwest Regional semifinals to earn a trip to the Final Four. Before the title game with UCLA, legendary coach John Wooden announces his retirement. The Bruins go on to defeat UK, 92-85, on March 31.

MARCH 8, 1976

Jack Givens keys a late rally as UK outlasts Mississippi State, 94-93, in overtime, in the last game played at Memorial Coliseum.

MARCH 21, 1976

UK wins its second NIT championship by defeating North Carolina-Charlotte, 71-67, in New York.

Nov. 27, 1976

UK defeats Wisconsin, 72-64, in the new 23,000-seat, \$53 million Rupp Arena. Rick Robey scores the first field goal in Rupp with 19:30 left to play in the first half.

DEC. 10, 1977

As top-ranked UK is defeating Kansas on "Adolph Rupp Night" in Allen Field House on Naimsmith Drive in Lawrence, Kansas, Rupp dies. Thousands

participate in the funeral procession in Lexington.

MARCH 27, 1978

Jack "Goose" Givens scores 41 points as UK wins its fifth NCAA championship, 94-88, over Duke in St. Louis. More than 10,000 fans greet the team at Blue Grass Airport and 15,000 more celebrate at Memorial Coliseum.

MARCH 26, 1983

In the first meeting between the schools in 24 years, Louisville defeats UK 80-68 in overtime to earn a trip to the Final Four.

MARCH 31, 1984

Georgetown outscores UK 23-2 at the start of the second half to defeat the Wildcats, 53-40, in the NCAA semifinal game in Seattle.

MARCH 22, 1985

Joe B. Hall announces his retirement after UK loses to St. John's, 86-70, in the NCAA West Regional in Denver.

Nov. 22, 1985

Eddie Sutton coaches his first game at Kentucky, a 77-58 win over Northwestern (Louisiana) State.

MARCH 10, 1989

Kentucky finishes the year with a 13-19 record, its first losing mark in 61 seasons.

MARCH 19, 1989

In the wake of an NCAA investigation, Eddie Sutton resigns as UK basketball coach.

MAY 19, 1989

The NCAA places Kentucky's basketball program on probation.

JUNE 2, 1989

Rick Pitino is named head basketball coach at Kentucky.

JUNE 13, 1990

Rick Pitino makes history by naming Bernadette Locke, a former assistant for the Georgia Lady Bulldogs basketball team, to his coaching staff at Kentucky.

MARCH 2, 1991

Before a crowd of 24,310 at Rupp Arena, Kentucky defeats Auburn, 114-93, to claim the best record in the SEC and end its two-year probation.

MARCH 15, 1992

Eligible for postseason play for the first time in three years, Kentucky dominates Alabama, 80-54, to take its 16th SEC Tournament championship.

MARCH 28, 1992

In what many call the "best NCAA Tournament game ever," Kentucky takes defending NCAA champion Duke into overtime before losing 104-103 in the East Regional finals in Philadelphia. A last-second shot by Christian Laettner sends Duke to the Final Four and breaks the hearts of Wildcat fans everywhere. It is Cawood Ledford's last game as the "Voice of the Wildcats."

APRIL 3, 1993

Kentucky faces Michigan in the NCAA semifinals, marking UK's 10th Final Four appearance. An 81-78 overtime loss to the Wolverines ends Kentucky's season at 30-4 and marks All-American Jamal Mashburn's last game in UK blue.

FEB. 15, 1994

Trailing by 31 points with 15:34 remaining in the game at LSU, the Wildcats pull off a "Mardi Gras" miracle. Connecting on 11 three-pointers and outscoring the Bayou Bengals 62-27 during the final 15:34, UK storms back to a 99-95 victory, the greatest comeback in UK history.

MARCH 2, 1996

With a 101-63 victory over Vanderbilt in Rupp Arena on Senior Day, UK becomes the first team in 40 years to finish with a perfect record in the SEC, a 16-0 sweep. It marks the Wildcats' 25th win in a row, tying the school record for consecutive wins in a season. Two games later, they set the new record at 27 games.

APRIL 1, 1996

After avenging an early-season loss to UMass with a win in the NCAA semifinals two days before, UK squashes a late Syracuse rally to win its sixth national title, 76-67.

MARCH 31, 1997

Despite losing its star, Derek Anderson, to a knee injury on Jan. 18, UK returns to defend its NCAA title in the national championship game, falling in overtime to Arizona, 84-79. It would be the final game with Rick Pitino as coach.

MAY 6, 1997

Rick Pitino announces his resignation at Kentucky to take the challenge of rebuilding one of the NBA's most storied franchises, the Boston Celtics.

MAY 12, 1997

UK's director of athletics, C.M. Newton, introduces Orlando "Tubby" Smith as head coach.

Nov. 20, 1997

It is the dawning of an era as new head coaches Tubby Smith and Morehead State's Kyle Macy tip off the season in Rupp Arena. Smith wins his first game at UK, 88-49, over the former UK All-American and his Eagles.

MARCH 22, 1998

In one of the most anticipated matchups of the NCAA Tournament, UK roars back from a 17-point deficit with 9:38 remaining to defeat Duke, 86-84. The victory buries the nightmare of UK-Duke '92 and advances the Wildcats to their third straight Final Four.

MARCH 30, 1998

The "Comeback Cats" rally from a 10-point halftime deficit to defeat Utah, 78-69, winning UK's second national title in three years, its seventh overall.

SEPT. 5, 2001

After a long illness, Cawood Ledford dies at his home in Harlan, Kentucky. A planned tribute at Rupp Arena is canceled following the "9/11" terrorists attacks.

MARCH 16, 2003

After running the table in regular-season SEC play, Kentucky defeats Mississippi State, 64-57, in the finals of the SEC Tournament to secure its 24th league tourney crown and complete a 19-0 season sweep of conference opponents. It marks the first time the feat had been accomplished in 51 seasons.

APRIL 6, 2007

Billy Gillispie is named Kentucky's new head basketball coach. He is introduced to a crowd of more than 4,000 fans at a pep rally announcing his hiring. Gillispie replaces Tubby Smith, who left after 10 seasons at the helm of Kentucky basketball to become the head coach at Minnesota.

MARCH 31, 2008

Longtime Kentucky basketball manager Bill Keightley passes away at the age of 81 in Cincinnati. Affectionately known as "Mr. Wildcat," he had been associated with the Wildcats' basketball program since 1962. Keightley, manned the "Bill Keightley Equipment Room" in Memorial Coliseum. A crowd of more than 3,000 pay their respects at a tribute to Mr. Keightley held in Rupp Arena. Former players, coaches and managers travel from across the country to eulogize him.

JAN. 13, 2009

In one of the most memorable individual moments in program history, Jodie



Jodie Meeks scored a record-setting 54 points vs. Tennessee on Jan. 13, 2009.

Meeks rewrites the record books in a 90-72 win at Tennessee, pouring in 54 points on 15-of-22 shooting. Meeks' historic night breaks Dan Issel's 39-year school record for most points in a single game.

APRIL 1, 2009

The University of Kentucky names John Calipari the 22nd coach in UK basketball history. Calipari vows to make Kentucky a "players-first" program.

DEC. 21, 2009

Kentucky becomes the first program in college basketball history to reach the 2,000-win plateau. The Wildcats defeat Drexel, 88-44, to achieve the milestone.

MARCH 22, 2010

John Wall, who averages 16.6 points and 6.5 assists en route to leading UK to the Elite Eight, becomes the first player in UK's illustrious history to win one of the primary national player of the year awards when he's awarded the Adolph Rupp Trophy.

JUNE 24, 2010

Kentucky makes history again when the Wildcats send five players to the first round of the NBA Draft. John Wall becomes the first No. 1 pick in program history when he is selected

by the Washington Wizards with the top overall pick. DeMarcus Cousins is selected fifth by the Sacramento Kings, Patrick Patterson goes 14th to the Houston Rockets, Eric Bledsoe is picked 18th by the Oklahoma City Thunder and Daniel Orton is selected 29th by the Orlando Magic.

APRIL 2, 2011

Kentucky makes its 14th Final Four appearance in school history. The Wildcats face Connecticut in the semifinal matchup, falling 55-56 to the eventual 2011 NCAA champion.

NOV. 11, 2011

Kentucky defeats Marist 108-58 in the season opener to secure the 34th consecutive win in Rupp Arena under John Calipari, setting a new record for consecutive wins in the building. Calipari would go on to win his first 54 games in Rupp Arena as UK's coach, the longest win streak in venue history.

MARCH 4, 2012

Kentucky closes out the 2011-12 season with a 74-59 win at Florida capping a perfect 16-0 run through the SEC. It marks the third time a UK team has gone 16-0 in league play and the first time since the 2003 squad turned the trick.

APRIL 2, 2012

The Wildcats bring home the school's eighth national championship after posting a 67-59 win over the Kansas Jayhawks. Doron Lamb leads all scorers on 7-of-12 shooting. National Player of the Year Anthony Davis tallies only six points, but he earns Final Four Most Outstanding honors after pulling down 16 rebounds.

JUNE 28, 2012

The Wildcats set an NBA Draft record with six players picked in the 2012 NBA Draft. Anthony Davis becomes the second UK player to be picked No. 1 overall.

APRIL 7, 2014

Kentucky sparks an exciting run to the national championship game with five freshman starters. UK, playing as an eight seed, knocks off four straight top-five seeds all by five points or less to become the first team to win five games in an NCAA Tournament by such a small margin. Freshman sharpshooter Aaron Harrison hits the game-winning 3-pointer in successive victories over Louisville, Michigan and Wisconsin in the final minute of play of each contest. UK eventually loses to UConn in the title game by a 60-54 score.

MARCH 7, 2015

Playing under a two-platoon system for most of the year, the Wildcats complete the regular season 31-0 with a victory over Florida, becoming the first team from a "power five" conference to go undefeated in the regular season since Indiana did it in 1976. UK completes the SEC season with an 18-0 record and goes on to win the SEC Tournament championship, its 28th title. The Wildcats eventually post a 38-0 record to reach the Final Four, the first team in college basketball history to record such a record, before losing to Wisconsin in the national semifinals.

JUNE 25, 2015

Continuing a record-setting recent run of draft picks, six more Wildcats are selected in the 2015 NBA Draft, tying UK's own 2012 record mark. Karl-Anthony Towns becomes the third UK player in program history to go No. 1, and an NBA-record-tying four Wildcats are taken in the lottery.

MARCH 24, 2017

In a highly anticipated matchup with UCLA, which beat the Wildcats in the regular season in Rupp Arena, freshman point guard De'Aaron Fox scored an NCAA Tournament freshman record 39 points to propel UK to the Elite Eight.



embrace **THE STAGE**



VENUES

RUPP ARENA



Adolph Rupp was synonymous with winning. As coach of Kentucky, he was a pioneer in the Wildcats' fast-break offense while becoming the winningest coach the game had ever seen.

The site that now serves as a tribute to his outstanding coaching accomplishments – Rupp Arena – has become one of the most recognizable gymnasiums in the world while serving as home to college basketball's most storied program.

Now in its 42nd season as the Kentucky Wildcats' home court, the facility has seen UK win nearly 90 percent of its home games since it was opened in 1976.

Long considered the mecca of college basketball, Rupp Arena received a \$16 million upgrade over the 2014-15 and 2015-16 seasons that has enhanced the fan experience and once again made it one of the premier venues in all of college basketball. The most notable updates include:

- State-of-the-art Daktronics center-hung video board
- 15mm ribbon boards
- Replaced 16mm LED corner video boards with 6mm LED video boards to produce HD quality image
- L Acoustic Line Array audio speaker system
- Total sanding and repainting of the floor to reflect UK's updated branding and logo
- New basketball goals and new shot clocks
- Added press box seating to the east side of the arena
- Replaced LED scorer's table with 6mm version and moved the old 10mm scorer's table to the

opposite side of the floor for radio broadcast seating

- Replaced static ad panels in lower four corners of the arena with LED ad panels

Following the 2012 season, the Wildcats received a \$3.1 million renovation to their locker room. Funded with private donations, the facility features the actual floor from the 2012 championship game. It has its own kitchen and dining area, as well as hot and cold tubs inlaid with the UK logo. There is also a recruiting room that is available to all 22 sports at the University of Kentucky.

Since the fall of 1976, the arena in downtown Lexington has served as home to four national championship teams at Kentucky. Six others have advanced to the Final Four. Thirteen seasons have witnessed the Cats go unbeaten at home.

It has played host to more than 600 UK games, more than 30 KHSAA Sweet Sixteens, a number of NBA exhibitions, 12 Men's NCAA Tournaments, three Southeastern Conference Tournaments and two Ohio Valley Conference Tournaments.

A new floor was installed in 2001. With so many unforgettable moments, the old floor still maintained a value to hoop fans across the Bluegrass and beyond. Therefore, officials made pieces of the relic available for public sale, with proceeds going to the UK Basketball Museum, the KHSAA and to help offset the costs of the new playing floor. Thanks to an auction of additional sections, like coaching boxes and lettered end zones, the old floor generated more than \$250,000. Midcourt of the old floor rests in the main entrance of the Lexington Center.

When assembled, the court lies 118 feet below the ceiling and is made of a high-grade northern maple. The floor can be removed and an ice rink can be constructed for ice shows or hockey games thanks to a \$2.5 million renovation during the summer of 1996.

But the playing surface is just one aspect of the impressive home of the Cats. Situated in downtown Lexington, Rupp Arena has played host to several premier basketball events. In March of 1985, all roads led to Lexington for the NCAA Final Four as Villanova shocked Georgetown in a memorable finale.

In 1986, Rupp played host to both the SEC Tournament and the NCAA Women's Final Four. On numerous other occasions, the arena has served as one stop en route to the NCAA title game. Starting in 2016, Rupp Arena will host three straight NCAA women's regional rounds.

An awesome structure in sight and scope, the arena is divided into two seating areas. The lower level features 10,000 cushioned theater seats. The upper level has 13,000 seats on epoxy-coated metal bleachers. The latter can be visually isolated to provide more natural setting for small shows.

Built by the city of Lexington, the arena is the major portion of the \$53 million Lexington Center complex, which includes an expanded convention-exhibition hall, a 50-store tri-level enclosed shopping mall and a Hyatt Regency Hotel.

In January 2001, the Wildcats began utilizing a new lights-out introduction, featuring a video presentation and indoor fireworks.

NOW IN ITS
42ND SEASON
 AS THE HOME COURT OF
KENTUCKY BASKETBALL,
 THE FACILITY HAS SEEN UK WIN NEARLY
90 PERCENT
 OF ITS HOME GAMES SINCE
 IT OPENED IN
1976.

RUPP ARENA FACTS

Capacity: 23,000

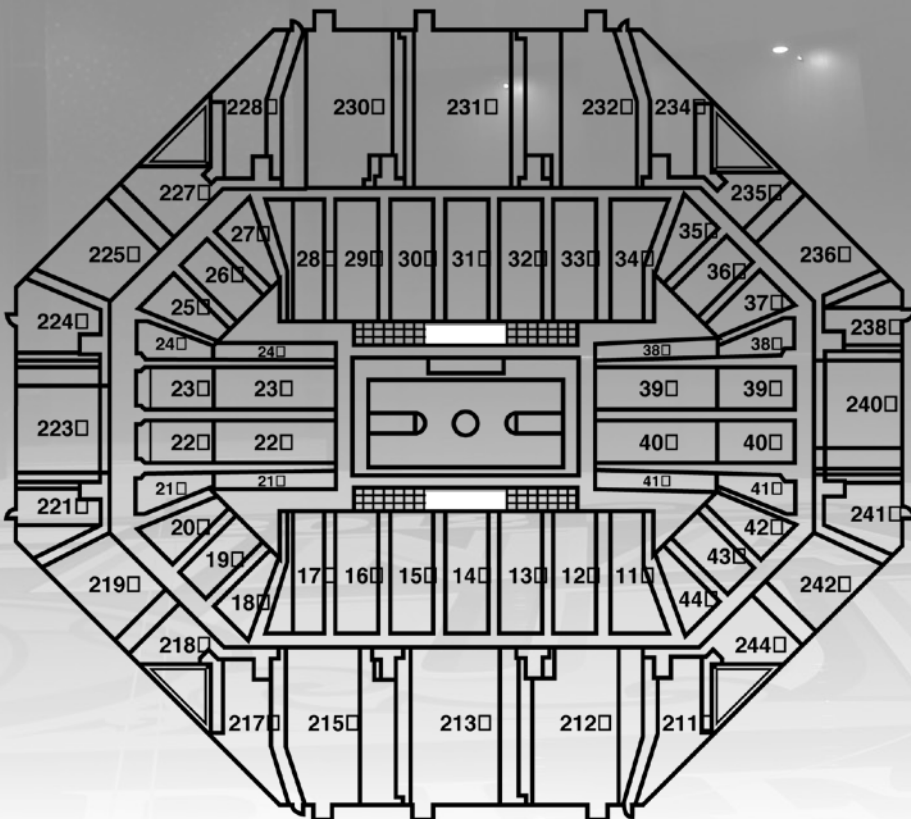
UK's record: 561-66 (.894)

Most Wins in a Season: 19 (2014-15)

Longest Winning Streak:
 54 (11/13/09 to 12/1/12)

PACKED TO THE RAFTERS

- Kentucky has led the nation in average home attendance in 19 of the last 22 seasons
- Since Rupp Arena opened for the 1976-77 season, UK has ranked either first or second in average attendance every season
- The Wildcats led the nation in average home attendance during the 2016-17 season with an average of 23,461 fans
- UK has averaged more than 23,000 fans per game in seven of John Calipari's eight seasons at Kentucky



RUPP ARENA RECORDS

| TEAM | KENTUCKY | OPPONENT |
|-------------------------|--|---|
| Points in a Game | 127 vs. LSU (3-4-1995) | 116, UL Lafayette (12-23-1989) |
| Points in a Half | 68 (2nd) vs. Eastern Kentucky (12-8-1993) 68 (2nd) vs. Tennessee State (12-30-2002) | 67, (2nd) UL Lafayette (12-23-1989) |
| Margin of Victory | 74 vs. Tennessee-Martin (11-26-1994) | 35, LSU (1-18-1987) |
| Field Goals Made | 49 vs. Kentucky State (12-15-2001) | 41, UL Lafayette (12-23-1989) |
| Field Goals Attempted | 103 vs. UL Lafayette (12-23-1989) | 89, UL Lafayette (12-23-1989) |
| Field-Goal Percentage | .722 vs. Mississippi State (2-15-1986) | .650, Northwestern State (11-22-1985) |
| 3-Pointers Made | 20 vs. LSU (3-4-1995) | 18, Sam Houston State (11-19-2009) |
| 3-Pointers Attempted | 53 vs. UL Lafayette (12-23-1989) | 38, Sam Houston State (11-19-2009) |
| 3-Point Goal Percentage | .692 vs. Drexel (12-21-2009) | .714, Austin Peay (11-29-1986) .714 Alabama (1-21-2012) |
| Free Throws Made | 44 vs. Vanderbilt (1-19-1980) | 41, Arkansas (1-25-1992) |
| Free Throws Attempted | 56 vs. Mississippi State (2-28-1977) | 49, Arkansas (1-25-1992) |
| Free-Throw Percentage | 1.000 vs. Austin Peay (12-19-2009) 1.000 vs. Florida (2-7-2012) | 1.000, East Tennessee State (12-21-1984) 1.000, Hartford (12-29-2009) 1.000, Boise State (12-10-2013) |
| Rebounds | 62 vs. Bowling Green (12-17-1976) 62 vs. Morehead State (12-16-1995) | 62, UL Lafayette (12-23-1989) |
| Assists | 33 vs. Kentucky State (12-15-2001) | 25, Georgia (2-24-1985) |
| Turnovers | 29 vs. Eastern Kentucky (12-5-2000) | 42, Tennessee-Martin (11-26-1994) |
| Blocked Shots | 18 vs. St. John's (12-1-2011) | 19, Villanova (12-4-1982) |
| Steals | 23 vs. Mississippi State (2-3-1991) 23 vs. Tennessee-Martin (11-26-1994) | 19, Villanova (12-4-1982) |
| Personal Fouls | 35 vs. Auburn (2-4-1981) | 36, LSU (1-25-1982) |

| INDIVIDUAL | KENTUCKY | OPPONENT |
|-----------------------|---|---|
| Points | 40, Derrick Miller vs. Vanderbilt (2-7-1990) | 45, David Robinson, Navy (1-25-1987) |
| Field Goals Made | 15, Patrick Patterson vs. Tenn St. (12-22-2008) 15, Derrick Miller vs. Vanderbilt (2-7-1990) | 17, Freeman Williams, Portland State (1-16-1977) |
| Field Goals Attempted | 28, Derrick Miller vs. Vanderbilt (2-7-1990) | 40, Freeman Williams, Portland St. (1-16-1977) |
| 3-Pointers Made | 9, Tony Delk vs. TCU (1-20-1996) | 11, Corey Allmond, Sam Houston St. (11-19-2009) |
| 3-Pointers Attempted | 18, Derrick Miller vs. Tennessee Tech (12-6-1989) | 17, Chris Jackson, LSU (2-15-1990) 17, Vincent Yarbrough, Tennessee (2-19-2002) |
| Free Throws Made | 18, Dwight Anderson vs. Miss.State (2-12-1979) | 16, Dan Cross, Florida (2-18-1995) |
| Free Throws Attempted | 23, Dwight Anderson vs. Miss. State (2-12-1979) | 18, Ronnie Williams, Florida (1-17-1983) |
| Rebounds | 20, Chris Mills vs. Miami (Ohio) (12-17-1988) 20, Jared Prickett vs. Arkansas (2-9-1994) | 19, Bernard King, Tennessee (1-12-1977) |
| Assists | 16, John Wall vs. Hartford (12-29-2009) | 11, Spud Webb, N.C. State (1-5-1985) |
| Blocked Shots | 9, Willie Cauley-Stein vs. Boise State (12-10-2013) 9, Sam Bowie vs. Vanderbilt (2-21-1981) 9, Andre Riddick vs. LSU(3-14-1993) | 10, David Robinson, Navy (1-25-1987) |
| Steals | 8, Rajon Rondo vs. Mississippi State (2-19-2005) | 7, Michael Johnson, Alaska (12-28-1987) 7, Arizona Reid, High Point (11-29-2005) 7, Ben Simmons, LSU (3-5-2016) |

| MISCELLANEOUS | |
|-----------------------------|--|
| Win-Loss | 561-66 (.894) |
| Most Combined Points | 229 vs. UL Lafayette, (12-23-1989; ULL 116, UK 113 ot) |
| Most Wins in a Season | 19 - 2014-15 |
| Most Losses in a Season | 6 - 2008-09, 1988-89 |
| Longest Winning Streak | 54 - Nov. 13, 2010 to Dec. 1, 2012 |
| Longest Losing Streak | 2 - Feb. 11, 1989 to Feb. 22, 1989; Dec. 23, 1989 to Jan. 10, 1990; Jan. 10, 2006 to Jan. 14, 2006; Jan. 31, 2009 to Feb. 3, 2009; Feb. 28, 2009 to March 4, 2009 |
| 100-Point Games by Kentucky | 59 last, Texas A&M (1/3/2017) |
| Largest Attendance | 24,479 vs. Louisville (1/2/2010) |

KENTUCKY GAME ATTENDANCE

ANNUAL HOME ATTENDANCE

| YEAR | SITE | GMS | ATT. | AVG. | YEAR | SITE | GMS | ATT. | AVG. | YEAR | SITE | GMS | ATT. | AVG. |
|---------|------|-----|-----------|----------|---------|----------|-----|----------|---------|---------|----------|-----|---------|--------|
| 2016-17 | Rupp | 17 | 398,850 | 23,461• | 1994-95 | Rupp | 13 | 309,477 | 23,806 | 1972-73 | Memorial | 12 | 150,856 | 11,604 |
| 2015-16 | Rupp | 17 | 397,148• | 23,361• | 1993-94 | Rupp | 14 | 326,474 | 23,320 | 1971-72 | Memorial | 13 | 150,297 | 11,561 |
| 2014-15 | Rupp | 19 | 447,874•* | 23,572 | 1992-93 | Rupp | 16 | 382,869 | 23,929 | 1970-71 | Memorial | 13 | 152,471 | 11,728 |
| 2013-14 | Rupp | 18 | 413,350 | 22,964 | 1991-92 | Rupp | 17 | 403,847 | 23,755 | 1969-70 | Memorial | 15 | 181,295 | 12,086 |
| 2012-13 | Rupp | 18 | 415,775 | 23,099• | 1990-91 | Rupp | 13 | 312,329 | 24,025 | 1968-69 | Memorial | 13 | 165,600 | 11,821 |
| 2011-12 | Rupp | 18 | 426,978 | 23,721• | 1989-90 | Rupp | 15 | 346,869 | 23,125 | 1967-68 | Memorial | 16 | 178,000 | 11,333 |
| 2010-11 | Rupp | 15 | 354,046 | 23,603• | 1988-89 | Rupp | 14 | 306,524 | 21,895 | 1966-67 | Memorial | 13 | 136,588 | 10,502 |
| 2009-10 | Rupp | 18 | 433,989 | 24,110•* | 1987-88 | Rupp | 17 | 393,725 | 23,160 | 1965-66 | Memorial | 13 | 149,571 | 11,505 |
| 2008-09 | Rupp | 19 | 422,547 | 22,239• | 1986-87 | Rupp | 15 | 345,718 | 23,048 | 1964-65 | Memorial | 14 | 151,000 | 10,786 |
| 2007-08 | Rupp | 18 | 405,964 | 22,554• | 1985-86 | Rupp | 18^ | 407,290 | 22,627 | 1963-64 | Memorial | 14 | 165,650 | 11,117 |
| 2006-07 | Rupp | 16 | 374,737 | 23,421• | 1984-85 | Rupp | 14 | 320,926 | 22,923 | 1962-63 | Memorial | 15 | 153,132 | 10,208 |
| 2005-06 | Rupp | 15 | 341,445 | 22,763• | 1983-84 | Rupp | 16 | 380,453• | 23,778• | 1961-62 | Memorial | 16 | 165,495 | 10,343 |
| 2004-05 | Rupp | 15 | 337,796 | 22,520 | 1982-83 | Rupp | 15^ | 356,766 | 23,785• | 1960-61 | Memorial | 14 | 129,978 | 9,284 |
| 2003-04 | Rupp | 13 | 295,227 | 22,710• | 1981-82 | Rupp | 16 | 371,093• | 23,193• | 1959-60 | Memorial | 13 | 138,995 | 10,692 |
| 2002-03 | Rupp | 13 | 289,526 | 22,271• | 1980-81 | Rupp | 15 | 354,996• | 23,666• | 1958-59 | Memorial | 15 | 177,824 | 11,855 |
| 2001-02 | Rupp | 15 | 315,203 | 21,014• | 1979-80 | Rupp | 15 | 352,511• | 23,501• | 1957-58 | Memorial | 13 | 124,461 | 9,574 |
| 2000-01 | Rupp | 12 | 261,435 | 21,786• | 1978-79 | Rupp | 15 | 351,042• | 23,338• | 1956-57 | Memorial | 14 | 129,733 | 9,266 |
| 1999-00 | Rupp | 14 | 314,267 | 22,448• | 1977-78 | Rupp | 16 | 373,403 | 23,338• | 1955-56 | Memorial | 13 | 126,104 | 9,700 |
| 1998-99 | Rupp | 13 | 303,771 | 23,367• | 1976-77 | Rupp | 14 | 312,527• | 22,323• | | | | | |
| 1997-98 | Rupp | 12 | 287,354 | 23,946• | 1975-76 | Memorial | 12 | 138,135 | 11,511 | | | | | |
| 1996-97 | Rupp | 13 | 309,457 | 23,804• | 1974-75 | Memorial | 12 | 138,098 | 11,539 | | | | | |
| 1995-96 | Rupp | 13 | 310,633 | 23,895• | 1973-74 | Memorial | 12 | 130,755 | 10,896 | | | | | |

• Nation's season high
 ^ Includes 3 SEC Tournament games
 * Rupp Arena Record



Julius Randle serves as the celebrity "Y," a Rupp Arena tradition that dates back to the 1980s.

LARGEST RUPP ARENA CROWDS (UK GAMES)

| No. | ATT. | DATE | OPPONENT | SCORE | W/L |
|-----|--------|---------------|----------------|-------|-----|
| 1. | 24,479 | Jan. 2, 2010 | Louisville | 71-62 | W |
| 2. | 24,468 | Dec. 5, 2009 | North Carolina | 68-66 | W |
| 3. | 24,465 | Feb. 10, 2007 | Florida | 64-61 | L |
| 4. | 24,459 | Feb. 4, 2003 | Florida | 70-55 | W |
| 5. | 24,432 | Dec. 17, 2005 | Louisville | 73-61 | W |
| 6. | 24,431 | Feb. 25, 2017 | Florida | 76-66 | W |
| 7. | 24,428 | March 7, 2015 | Florida | 67-50 | W |
| 8. | 24,425 | Feb. 15, 2014 | Florida | 69-59 | L |
| 9. | 24,418 | Jan. 28, 2017 | Kansas | 79-73 | L |
| 10. | 24,416 | Feb. 28, 2015 | Arkansas | 84-67 | W |
| 11. | 24,414 | March 5, 2016 | LSU | 94-77 | W |
| 12. | 24,412 | Dec. 26, 2015 | Louisville | 75-73 | W |
| 13. | 24,411 | Feb. 28, 2009 | LSU | 73-70 | L |
| 14. | 24,406 | Feb. 6, 2016 | Florida | 80-61 | W |
| | 24,406 | Dec. 13, 2014 | North Carolina | 84-70 | W |

Kentucky Game Attendance

HIGH SCHOOL GAMES

| NO. | ATT. | DATE | GAME(S) |
|-----|--------|---------------|---|
| 1. | 24,041 | Mar. 27, 1987 | LaRue Co. vs. Clay Co. Madison Central vs. Oldham Co. |
| 2. | 23,965 | Mar. 12, 1999 | Scott Co. vs. Madison Central Fleming Co. vs. Paducah Tilghman |
| 3. | 23,275 | Mar. 16, 1991 | Lou. Fairdale vs. Lex. Tates Creek |
| 4. | 22,344 | Mar. 17, 2000 | Iroquois vs. Scott Co. Lexington Catholic vs. Male |
| 5. | 22,175 | Mar. 20, 1993 | Marion Co. vs. Paul Dunbar |
| 6. | 22,001 | Mar. 20, 2004 | Mason Co. vs. Warren Central |
| 7. | 21,048 | Mar. 19, 2009 | Elliott Co. vs. Anderson Co. Shelby Valley vs. Mason Co. |
| 8. | 20,904 | Mar. 26, 1982 | Laurel Co. vs. Oldham Co. Virgie vs. Mason Co. |
| 9. | 20,764 | Mar. 21, 1981 | Simon Kenton vs. Mason Co. |
| 10. | 20,707 | Mar. 20, 2009 | Elliott Co. vs. Shelby Valley Holmes vs. Lexington Catholic |

LARGEST CROWDS AT ANY UK GAME

| NO. | ATT. | ARENA | DATE | GAME/SCORE |
|-----|--------|---------------------------------|----------------|--------------------------|
| 1. | 79,444 | AT&T Stadium, Arlington, Texas | April 5, 2014 | UK 74, Wisconsin 73 |
| 2. | 79,238 | AT&T Stadium, Arlington, Texas | April 7, 2014 | UConn 60, UK 54 |
| 3. | 78,129 | Ford Field, Detroit | Dec. 13, 2003 | UK 79, Michigan State 74 |
| 4. | 75,421 | Reliant Stadium, Houston | April 2, 2011 | UConn 56, UK 55 |
| 5. | 73,361 | Mercedes-Benz Superdome | March 31, 2012 | UK 69, Louisville 61 |
| 6. | 72,238 | Lucas Oil Stadium, Indianapolis | April 4, 2015 | Wisconsin 71, UK 64 |
| 7. | 70,913 | Mercedes-Benz Superdome | April 2, 2012 | UK 67, Kansas 59 |
| 8. | 64,151 | Superdome, New Orleans | April 3, 1993 | Michigan 81, UK 78 (OT) |
| 9. | 47,028 | RCA Dome, Indianapolis | March 29, 1997 | UK 78, Minnesota 69 |
| | 47,028 | RCA Dome, Indianapolis | March 31, 1997 | Arizona 84, UK 79* |
| 11. | 45,217 | RCA Dome, Indianapolis | Dec. 3, 1988 | Notre Dame 81, UK 65 |
| 12. | 43,601 | RCA Dome, Indianapolis | Dec. 5, 1987 | UK 82, Indiana 76 |
| 13. | 42,519 | Edward Jones Dome, St. Louis | March 21, 1999 | Michigan St. 73, UK 66 |
| 14. | 42,440 | Edward Jones Dome, St. Louis | March 19, 1999 | UK 58, Miami (OH) 43 |
| 15. | 41,072 | Lucas Oil Stadium, Indianapolis | March 28, 2014 | UK 74, Louisville 69 |



COLLEGE TOURNAMENTS IN RUPP ARENA

NCAA MEN'S TOURNAMENTS

1977: Midwest Region

Michigan 86, Detroit 81 (semi)
Charlotte 81, Syracuse 59 (semi)
Charlotte 75, Michigan 68 (final)

1980: Midwest Region

Duke 55, Kentucky 54 (semi)
Purdue 76, Indiana 69 (semi)
Purdue 68, Duke 60 (final)

1984: Midwest Region

Kentucky 72, Louisville 67 (semi)
Illinois 72, Maryland 70 (semi)
Kentucky 54, Illinois 51 (final)

1985: NCAA Final Four

Georgetown 77, St. John's 59 (semi)
Villanova 52, Memphis 45 (semi)
Villanova 66, Georgetown 64 (final)

1989: Southeast Region

Virginia 86, Oklahoma 80 (semi)
Michigan 92, North Carolina 87 (semi)
Michigan 102, Virginia 65 (final)

1992: Southeast Region

Ohio State 80, North Carolina 73 (semi)
Michigan 75, Oklahoma St. 72 (semi)
Michigan 75, Ohio State 71 (OT) (final)

1994: Southeast Region

Purdue 98, Central Florida 67 (1st Rd)
Alabama 76, Providence 70 (1st Rd)
WF 68, Col. Of Charleston 58 (1st Rd)
Kansas 102, Chattanooga 73 (1st Rd)
Purdue 83, Alabama 73 (2nd Rd)
Kansas 69, Wake Forest 58 (2nd Rd)

1996: Southeast Region

Mississippi St. 60, UConn 55 (semi)
Cincinnati 87, Georgia Tech 70 (semi)
Mississippi St. 73, Cincinnati 63 (final)

1998: South Region

Duke 99, Radford 63 (1st Rd)
Oklahoma St. 74, GW 59 (1st Rd)
Syracuse 63, Iona 61 (1st Rd)
New Mexico 79, Butler 62 (1st Rd)
Duke 79, Oklahoma St. 73 (2nd Rd)
Syracuse 56, New Mexico 62 (2nd Rd)

2002: South Region

Indiana 73, Duke, 72 (semi)
Kent State 78, Pittsburgh 73 (semi)
Indiana 81, Kent State 69 (final)

2007: South Region

Louisville 78, Stanford 58 (1st Rd)
Texas A&M 68, Penn 52 (1st Rd)
Ohio State 78, C. Conn. St. 57 (1st Rd)
Xavier 79, BYU 77 (1st Rd)
Ohio State 78, Xavier 71 [OT] (2nd Rd)
Texas A&M 72, Louisville 69 (2nd Rd)

2013: Midwest Region

Louisville 79, N.C. A&T 48 (1st Rd)

Colorado St. 84, Missouri 72 (1st Rd)
Louisville 82, Colorado St. 56 (2nd Rd)

East Region

Butler 68, Bucknell 56 (1st Rd)
Marquette 59, Davidson 58 (1st Rd)
Marquette 74, Butler 72 (2nd Rd)

NCAA WOMEN'S TOURNAMENTS

2016: Lexington Regional

Stanford 90, Notre Dame 84 (semi)
Washington 85, Kentucky 72 (semi)
Washington 85, Stanford 76 (final)

2017: Lexington Regional

Notre Dame 99, Ohio State 76 (semi)
Stanford 77, Texas 66 (semi)
Stanford 76, Notre Dame 75 (final)

OHIO VALLEY CONFERENCE TOURNAMENTS

1992: Tenn. Tech 89, Austin Peay 68 (1st Rd)
Eastern Ky. 88, Tenn. State 67 (1st Rd)
Morehead St. 81, MTSU 80 (1st Rd)
Eastern Ky. 72, Tenn. Tech 67 (semi)
Murray St. 109, Morehead St. 77 (semi)
Murray St. 81, Eastern Ky. 60 (final)

1993: Tenn. Tech 97, Morehead 89 (1st Rd)
Murray St. 82, Austin Peay 66 (1st Rd)
Tenn. State 77, Tenn. Tech 70 (semi)
Murray St. 74, Eastern Ky. 73 (semi)
Tenn. State 82, Murray State 68 (final)

SEC TOURNAMENTS

1982: Vanderbilt 47, Florida 46 (2OT) (1st Rd)
Auburn 38, Mississippi 36 (OT) (1st Rd)
Alabama 85, Georgia 74 (2nd Rd)
Ole Miss 59, LSU 52 (2nd Rd)
Tennessee 57, Vanderbilt 54 (2nd Rd)
Kentucky 89, Auburn 66 (2nd Rd)
Alabama 56, Tennessee 50 (semi)
Kentucky 62, Ole Miss 58 (semi)
Alabama 48, Kentucky 46 (final)

1986: Miss. State 62, Vanderbilt 54 (1st Rd)
Ole Miss 73, Tennessee 56 (1st Rd)
Alabama 79, Georgia 59 (2nd Rd)
LSU 72, Florida 66 (2nd Rd)
Miss. State 65, Auburn 63 (2nd Rd)
Kentucky 95, Ole Miss 69 (2nd Rd)
Alabama 77, Mississippi State 65 (semi)
Kentucky 61, LSU 58 (semi)
Kentucky 83, Alabama 72 (final)

1993: Alabama 87, S. Carolina 79 (1st Rd)
Georgia 87, Miss. State 56 (1st Rd)
Ole Miss 67, Florida 62 (1st Rd)
Tennessee 78, Auburn 76 (1st Rd)
Vanderbilt 76, Alabama 59 (2nd Rd)
Arkansas 65, Georgia 60 (2nd Rd)
LSU 89, Ole Miss 70 (2nd Rd)
Kentucky 101, Tennessee 40 (2nd Rd)
LSU 72, Vanderbilt 62 (semi)
Kentucky 92, Arkansas 81 (semi)
Kentucky 82, LSU 65 (final)



Rupp Arena has hosted 13 NCAA Men's Tournaments and two NCAA Women's Tournaments since its opening in 1976.

YEAR-BY-YEAR AT RUPP ARENA

| YEAR | W-L | PCT. |
|---------|------|-------|
| 1976-77 | 12-2 | .857 |
| 1977-78 | 16-0 | 1.000 |
| 1978-79 | 11-4 | .733 |
| 1979-80 | 12-3 | .800 |
| 1980-81 | 15-0 | 1.000 |
| 1981-82 | 15-1 | .938 |
| 1982-83 | 14-1 | .933 |
| 1983-84 | 16-0 | 1.000 |
| 1984-85 | 11-3 | .786 |
| 1985-86 | 18-0 | 1.000 |
| 1986-87 | 13-2 | .867 |
| 1987-88 | 14-2 | .875 |
| 1988-89 | 8-6 | .571 |
| 1989-90 | 13-2 | .867 |
| 1990-91 | 13-0 | 1.000 |

| YEAR | W-L | PCT. |
|---------|------|-------|
| 1991-92 | 15-2 | .882 |
| 1992-93 | 16-0 | 1.000 |
| 1993-94 | 13-1 | .929 |
| 1994-95 | 12-1 | .923 |
| 1995-96 | 13-0 | 1.000 |
| 1996-97 | 12-1 | .923 |
| 1997-98 | 9-3 | .750 |
| 1998-99 | 12-1 | .923 |
| 1999-00 | 14-0 | 1.000 |
| 2000-01 | 11-1 | .917 |
| 2001-02 | 12-3 | .800 |
| 2002-03 | 12-1 | .923 |
| 2003-04 | 11-2 | .846 |
| 2004-05 | 14-1 | .933 |
| 2005-06 | 10-5 | .667 |

| YEAR | W-L | PCT. |
|---------------|---------------|-------------|
| 2006-07 | 14-2 | .875 |
| 2007-08 | 14-4 | .778 |
| 2008-09 | 12-6 | .667 |
| 2009-10 | 18-0 | 1.000 |
| 2010-11 | 15-0 | 1.000 |
| 2011-12 | 18-0 | 1.000 |
| 2012-13 | 16-2 | .889 |
| 2013-14 | 16-2 | .889 |
| 2014-15 | 19-0 | 1.000 |
| 2015-16 | 17-0 | 1.000 |
| 2016-17 | 15-2 | .882 |
| Totals | 561-66 | .894 |

KENTUCKY AT HOME THROUGH THE YEARS

| HOME ARENA | SEASONS | W-L | PCT. |
|---|------------|------------------|-------------|
| Pre-Alumni Gym (1903 through 1924) | 22 | 91-46 | .664 |
| Alumni Gym (1924-25 through 1949-50) | 26 | 247-24 | .911 |
| Memorial Coliseum (1950-51 through 1975-76, 2009) | 26* | 307-38 | .890 |
| Rupp Arena (1976-77 through present) | 41 | 561-66 | .894 |
| Totals | 114 | 1,206-174 | .874 |

*UK hosted UNLV in the opening round of the 2009 NIT



Al McGuire once called UK's Senior Day "the most touching moment in all of sports."

ALUMNI GYM



ALUMNI GYM FACTS

Lexington, Ky.
Won 247, Lost 24

Memorial Coliseum is often referred to as “the house that Rupp built,” but Alumni Gym is actually where Kentucky basketball began. The Wildcats’ current home, Rupp Arena, was dedicated to the legendary coach in 1976, but the rich Kentucky basketball tradition began 26 years before the ink was even dry on the Memorial Coliseum plans.

In 1923, the Athletics Council members argued to the Board of Trustees that the old gym in Barker Hall’s Buell Armory was unsafe for even the small number of people it could accommodate. Large crowds that had to be turned away and the probability that the popular state high school tournament would be moved away were two major factors that convinced the Board members that a new gym was in order.

Soon, the 2,800-seat structure was approved and the Alumni Association began efforts to raise the

\$100,000 needed for the Wildcats’ new home.

Alumni Gym, which was complete for the 1924-25 season, holds claim to the birth of Wildcat basketball mania. The building served as the home floor for Wildcat squads until 1950. During that time, Kentucky lost only 24 of its 271 games, while laying the groundwork to become the winningest college basketball team in the nation.

When Rupp took the reins of the program in 1930, his squads established a home record of 201 victories against just eight losses in 19 seasons. He led the Cats to 84 consecutive wins in the confines of Alumni, including 64 consecutive victories in the Southeastern Conference.

During the last 17 seasons in the gym, the Wildcats won 12 conference tournament crowns and three Sugar Bowl championships. Through 26 seasons at

the corner of the Avenue of Champions and South Limestone, Kentucky suffered only one losing season, while having 12 campaigns with three or fewer losses.

Kentucky basketball became a dynasty in 1948 after winning the SEC and NCAA championships and the coveted Olympic gold for the United States in London. Led by All-Americans Alex Groza, Ralph Beard and Wallace “Wah Wah” Jones, with Rupp coaching from the sidelines, the United States squad soundly defeated France 65-21 in the gold medal game to become the 1948 World Champions.

In 1950, Kentucky’s reign in Alumni Gym came to an end following the completion of the new Memorial Coliseum.

YEAR-BY-YEAR AT ALUMNI GYM

| YEAR | W-L | PCT. |
|---------|------|-------|
| 1924-25 | 8-2 | .800 |
| 1925-26 | 9-1 | .900 |
| 1926-27 | 2-8 | .250 |
| 1927-28 | 6-2 | .750 |
| 1928-29 | 7-2 | .778 |
| 1929-30 | 12-1 | .923 |
| 1930-31 | 9-0 | 1.000 |
| 1931-32 | 10-1 | .909 |
| 1932-33 | 10-1 | .909 |
| 1933-34 | 10-0 | 1.000 |

| YEAR | W-L | PCT. |
|---------|------|-------|
| 1934-35 | 13-0 | 1.000 |
| 1935-36 | 11-1 | .917 |
| 1936-37 | 9-1 | .900 |
| 1937-38 | 9-0 | 1.000 |
| 1938-39 | 9-1 | .900 |
| 1939-40 | 8-1 | .889 |
| 1940-41 | 9-1 | .900 |
| 1941-42 | 10-0 | 1.000 |
| 1942-43 | 8-1 | .889 |
| 1943-44 | 8-0 | 1.000 |

| YEAR | W-L | PCT. |
|---------------|---------------|-------------|
| 1944-45 | 10-0 | 1.000 |
| 1945-46 | 12-0 | 1.000 |
| 1946-47 | 17-0 | 1.000 |
| 1947-48 | 11-0 | 1.000 |
| 1948-49 | 10-0 | 1.000 |
| 1949-50 | 10-0 | 1.000 |
| Totals | 247-24 | .911 |

MEMORIAL COLISEUM



MEMORIAL FACTS
 Lexington, Ky.
 Won 307, Lost 38

For 26 years, the pulsating cries of “Rip ‘em Up, Tear ‘em Up, Give ‘em Hell Wildcats” rang through one of the grandest and most historic of all basketball palaces — UK’s Memorial Coliseum.

In 1941, when Dr. H.L. Donovan became president of the University, one of his first recommendations was for a building “that will properly take care of our athletics, our health service, physical education and recreation.” From this beginning came the plan that culminated in the construction of 11,500-seat Memorial Coliseum, a then-unparalleled edifice costing \$3,925,000 by the time it was completed in 1950.

The Wildcats got off to a fine start in the Coliseum, winning every game played in the building for the first three seasons. When Georgia Tech upset Ken-

tucky 59-58 on Jan. 8, 1955, it marked the first time the Wildcats had lost on their home court since the days of Alumni Gym, dating back more than 12 years to Jan. 2, 1943.

The loss ended a streak of 129 consecutive wins at home for Kentucky, an NCAA record that still stands today. In 26 years, Kentucky came away a loser only 38 times in 344 games.

From the early 1960s on, the sale of UK basketball season tickets was closed to the public with season ticket holders taking all the allotment other than student seating.

The huge building, which serves as a memorial to the nearly 10,000 Kentuckians who lost their lives in World War I, World War II and the Korean War, covers

an entire city block and contains as much space as a seven-story office building. Situated along the Avenue of Champions, the Coliseum still houses UK Athletics offices and is the home to Kentucky women’s basketball, gymnastics and volleyball. The arena’s current capacity is 8,500.

History was rewritten on March 17, 2009 when the Wildcats hosted UNLV in the first round of the NIT. Due to a scheduling conflict with Rupp Arena, Kentucky played its first game in Memorial Coliseum in over 30 years. In front of a capacity crowd, the Wildcats “rechristened” the venerable gym with a 70-60 win over the Running Rebels.

YEAR-BY-YEAR AT MEMORIAL

| YEAR | W-L | PCT. |
|----------|------|-------|
| 1950-51 | 14-0 | 1.000 |
| 1951-52 | 12-0 | 1.000 |
| 1952-53# | - | - |
| 1953-54 | 14-0 | 1.000 |
| 1954-55 | 13-1 | .929 |
| 1955-56 | 11-2 | .909 |
| 1956-57* | 14-2 | .875 |
| 1957-58* | 14-1 | .933 |
| 1958-59 | 14-0 | 1.000 |
| 1959-60 | 10-3 | .769 |
| 1960-61 | 12-2 | .857 |

| YEAR | W-L | PCT. |
|----------|------|-------|
| 1961-62 | 14-2 | .875 |
| 1962-63 | 10-5 | .667 |
| 1963-64 | 13-1 | .929 |
| 1964-65 | 12-2 | .857 |
| 1965-66 | 13-0 | 1.000 |
| 1966-67 | 8-7 | .533 |
| 1967-68* | 14-1 | .933 |
| 1968-69 | 12-1 | .923 |
| 1969-70 | 15-0 | 1.000 |
| 1970-71 | 12-1 | .923 |
| 1971-72 | 12-1 | .923 |

| YEAR | W-L | PCT. |
|---------------|---------------|-------------|
| 1972-73 | 11-2 | .846 |
| 1973-74 | 9-3 | .750 |
| 1974-75 | 12-0 | 1.000 |
| 1975-76 | 11-1 | .917 |
| 2008-09! | 1-0 | 1.000 |
| Totals | 307-38 | .890 |

#-UK was suspended from play by the NCAA
 *-Record includes two NCAA Tournament games
 !-NIT game vs. UNLV

FREEDOM HALL



FREEDOM HALL FACTS

Louisville, Ky.
Won 60, Lost 18

The University of Kentucky has built an impressive record playing in Louisville. Besides winning 27 of their last 32 there, the Wildcats have won an NCAA Championship (1958), nine Southeastern Conference Tournament titles and have defeated some of the best teams from around the country before Wildcats fans in Louisville.

Kentucky began playing in Louisville in 1908, when the Cats lost to Louisville, 30-18. UK defeated the University of Louisville 26-13 in 1914, lost to the Cards 26-15 the following year and then defeated them 32-24 in 1916. Two years later, UK lost to Centre College, 22-12, in the state championship game played in Louisville. The Cats defeated the Cards there in 1922 and then did not play again in the Derby City until the 1936-37 season, when they dropped a 41-28 decision to Notre Dame.

Most of those early games were played in the armory downtown before Freedom Hall was opened (1957). The Cats christened the new facility by capturing the 1958 NCAA title with victories over Temple and Seattle. The spacious arena has played host to Kentucky teams every year since. Kentucky's record at Freedom Hall now stands at 60-18, although the Wildcats haven't played in Freedom Hall since 2011-12.

The Wildcats' overall record in Louisville is 131-34. Kentucky's most impressive string of victories in Louisville came when the Cats won 32 straight games between 1946 and 1951. Only 13 of the 41 teams Kentucky has faced in Louisville have been able to knock off the Cats. The longest running series has been with Notre Dame, with the Wildcats holding a 24-9 advantage over the Fighting Irish.

Kentucky established a then-Freedom Hall atten-

dance record in 1993 as 20,060 fans jammed the arena to watch the Cats down the Indiana Hoosiers, 81-78. Seven years earlier, 20,053 fans looked on as the Cats faced SEC-rival Georgia on Dec. 30, 1986. UK fans continued a Wildcat tradition as more than 19,000 arrived the night before for a brief Kentucky shooting practice and to catch a glimpse of super-freshman Rex Chapman in December 1986. Three days earlier, the Wildcats had handed Louisville its worst defeat ever at Freedom Hall, 85-51.

UK played in the Derby City in its 2012 NCAA championship run, opening up the tournament with wins over Western Kentucky and Iowa State in the KFC Yum! Center. Kentucky returned in 2015 en route to its fourth Final Four in five seasons.

KENTUCKY RESULTS IN LOUISVILLE

| YEAR | OPPONENT | SCORE | W-L |
|---------|---------------------|---------------------|-----|
| 1907-08 | Louisville Coliseum | 30-18 | L |
| 1913-14 | Louisville | 26-13 | W |
| 1914-15 | St. Andrews | 50-25 | L |
| | Louisville | 26-15 | L |
| 1915-16 | Louisville | 32-24 | W |
| 1917-18 | Centre | 24-12 | L |
| 1921-22 | Louisville | 38-14 | W |
| 1936-37 | Notre Dame | 41-28 | L |
| 1938-39 | Notre Dame | 42-37 | L |
| 1940-41 | Notre Dame | 48-47 | L |
| | Ole Miss [SEC] | 62-52 | W |
| | Tulane [SEC] | 59-30 | W |
| | Alabama [SEC] | 39-37 | W |
| | Tennessee [SEC] | 36-33 | L |
| 1941-42 | Florida [SEC] | 42-36 | W |
| | Ole Miss [SEC] | 59-32 | W |
| | Auburn [SEC] | 40-31 | W |
| | Alabama [SEC] | 36-34 | W |
| | Great Lakes | 58-47 | L |
| 1942-43 | Indiana | 58-52 | L |
| | Notre Dame | 60-55 | W |
| 1942-43 | Tulane [SEC] | 48-31 | W |
| | Georgia [SEC] | 59-30 | W |
| | Miss. State [SEC] | 52-43 | W |
| | Tennessee [SEC] | 33-30 | L |
| | Great Lakes | 53-39 | L |
| 1943-44 | Indiana | 66-41 | W |
| | Notre Dame | 55-54 | W |
| | Georgia [SEC] | 57-29 | W |
| | LSU [SEC] | 55-28 | W |
| | Tulane [SEC] | 62-46 | W |
| 1944-45 | Indiana | 61-43 | W |
| | Notre Dame | 59-58 ^{OT} | L |
| | Florida [SEC] | 57-35 | W |
| | LSU [SEC] | 68-37 | W |
| | Alabama [SEC] | 52-41 | W |
| | Tennessee [SEC] | 39-35 | W |
| 1945-46 | Notre Dame | 56-47 | L |
| | Auburn [SEC] | 69-24 | W |
| | Florida [SEC] | 69-32 | W |
| | Alabama [SEC] | 59-30 | W |
| | LSU [SEC] | 59-36 | W |
| | Temple | 54-43 | W |
| 1946-47 | DePaul | 65-45 | W |
| | Notre Dame | 60-30 | W |
| | Vanderbilt [SEC] | 98-29 | W |
| | Auburn [SEC] | 84-18 | W |
| | Georgia Tech [SEC] | 75-53 | W |
| | Tulane [SEC] | 55-38 | W |
| 1946-47 | Temple | 68-29 | W |
| 1947-48 | DePaul | 74-50 | W |
| | Creighton | 65-23 | W |
| | Temple | 58-38 | W |
| | Florida [SEC] | 87-31 | W |
| | LSU [SEC] | 63-47 | W |
| | Tennessee [SEC] | 70-47 | W |
| | Georgia Tech [SEC] | 54-43 | W |
| 1948-49 | DePaul | 67-36 | W |
| | Tulane | 51-47 | W |
| | Notre Dame | 62-38 | W |
| | Florida [SEC] | 73-36 | W |
| | Auburn [SEC] | 70-39 | W |
| | Tennessee [SEC] | 83-44 | W |
| | Tulane [SEC] | 68-52 | W |
| 1949-50 | DePaul | 49-47 | W |
| | Miss. State [SEC] | 56-46 | W |
| | Georgia [SEC] | 79-63 | W |

| YEAR | OPPONENT | SCORE | W-L |
|---------|--------------------|--------|-----|
| | Tennessee [SEC] | 95-58 | W |
| 1950-51 | Miss. State [SEC] | 92-70 | W |
| | Auburn [SEC] | 84-54 | W |
| | Georgia Tech [SEC] | 82-56 | W |
| | Vanderbilt [SEC] | 61-57 | L |
| 1951-52 | Georgia | 95-55 | W |
| | Georgia Tech [SEC] | 80-59 | W |
| | Tulane [SEC] | 85-61 | W |
| | Tennessee [SEC] | 81-66 | W |
| | LSU [SEC] | 44-43 | W |
| 1953-54 | Georgia Tech | 99-48 | W |
| 1955-56 | Georgia | 143-66 | W |

FREEDOM HALL ERA

| YEAR | OPPONENT | SCORE | W-L |
|---------|-------------------|----------------------|-----|
| 1957-58 | Temple [NCAA] | 61-60 | W |
| | Seattle [NCAA] | 84-72 | W |
| 1958-59 | Illinois | 76-75 | W |
| 1959-60 | Temple | 97-92 | W |
| 1960-61 | Notre Dame | 68-62 | W |
| | Morehead [NCAA] | 71-64 | W |
| | Ohio State [NCAA] | 87-74 | L |
| 1961-62 | Notre Dame | 100-53 | W |
| 1962-63 | Notre Dame | 78-70 | W |
| 1963-64 | Notre Dame | 101-81 | W |
| 1964-65 | Notre Dame | 111-97 | L |
| 1965-66 | Notre Dame | 103-69 | W |
| 1966-67 | Notre Dame | 96-85 | W |
| 1967-68 | Notre Dame | 81-73 | W |
| 1968-69 | Notre Dame | 110-90 | W |
| 1969-70 | Notre Dame | 102-100 | W |
| 1970-71 | Notre Dame | 99-92 | L |
| 1971-72 | Indiana | 90-89 ^{2OT} | L |
| | Notre Dame | 83-67 | W |
| 1972-73 | North Carolina | 78-70 | L |
| | Notre Dame | 65-63 | W |
| 1973-74 | Indiana | 77-68 | L |
| | Notre Dame | 94-79 | L |
| 1974-75 | North Carolina | 90-78 | W |
| | Kansas | 100-63 | W |
| | Notre Dame | 113-96 | W |
| 1975-76 | Indiana | 77-68 ^{OT} | L |
| | Notre Dame | 79-77 | W |
| 1976-77 | Notre Dame | 102-78 | W |
| | Florida State | 97-57 | W |
| 1977-78 | Notre Dame | 73-68 | W |
| 1978-79 | Notre Dame | 81-76 | W |
| 1979-80 | Notre Dame | 86-80 | W |
| 1980-81 | Notre Dame | 67-61 | L |
| 1981-82 | Notre Dame | 34-28 ^{OT} | W |
| 1982-83 | Kansas | 83-62 | W |
| 1983-84 | Purdue | 86-67 | W |
| 1984-85 | Louisville | 71-64 | L |
| | Kansas | 92-89 | W |
| 1985-86 | VMI | 93-55 | W |
| 1986-87 | Louisville | 85-51 | W |
| | Georgia | 69-65 | L |
| 1987-88 | Notre Dame | 78-69 | W |
| 1988-89 | Austin Peay | 85-77 | W |
| | Louisville | 97-75 | L |
| 1989-90 | North Carolina | 121-110 | L |
| 1990-91 | Western Kentucky | 84-70 | W |
| | Louisville | 93-85 | W |
| 1991-92 | Morehead State | 101-84 | W |
| 1992-93 | Louisville | 88-68 | W |
| | Indiana | 81-78 | W |

| YEAR | OPPONENT | SCORE | W-L |
|---------|----------------------|---------------------|-----|
| 1993-94 | Ole Miss | 98-64 | W |
| 1994-95 | Indiana | 73-70 | W |
| | Louisville | 88-86 | L |
| 1995-96 | Marshall | 118-99 | W |
| 1996-97 | Indiana | 99-65 | W |
| | Louisville | 74-54 | W |
| 1997-98 | Alabama | 70-67 | W |
| 1998-99 | Indiana | 70-61 ^{OT} | W |
| | Louisville | 83-74 | L |
| 1999-00 | Georgia Tech | 80-71 | W |
| 2000-01 | Indiana | 88-74 | W |
| | Louisville | 64-62 | W |
| 2001-02 | Tulane | 101-67 | W |
| 2002-03 | Indiana | 70-64 | W |
| | Louisville | 81-63 | L |
| 2003-04 | Austin Peay | 61-53 | W |
| 2004-05 | Indiana | 73-58 | W |
| | Louisville | 60-58 | W |
| 2005-06 | Iona | 73-67 | W |
| 2006-07 | Chattanooga | 79-63 | W |
| | Louisville | 61-49 | W |
| 2007-08 | UAB | 79-76 | L |
| 2008-09 | Appalachian State | 93-69 | W |
| | Louisville | 74-71 | L |
| 2009-10 | UNC Asheville | 94-57 | W |
| 2010-11 | Notre Dame | 72-58 | W |
| 2011-12 | Arkansas-Little Rock | 73-51 | W |

KFC YUM! CENTER ERA

| YEAR | OPPONENT | SCORE | W-L |
|---------|-------------------|-------|-----|
| 2010-11 | Louisville | 78-63 | W |
| 2011-12 | WKU [NCAA] | 81-66 | W |
| | Iowa St. [NCAA] | 87-71 | W |
| 2012-13 | Louisville | 80-77 | L |
| 2014-15 | Louisville | 58-50 | W |
| | Hampton [NCAA] | 79-56 | W |
| | Cincinnati [NCAA] | 64-51 | W |
| 2016-17 | Louisville | 73-70 | L |

Freedom Hall record: 60-18
 KFC YUM! Center record: 6-2
 UK's overall record in Louisville: 130-35



embrace EXPECTATIONS



DAY IN THE LIFE OF A WILDCAT



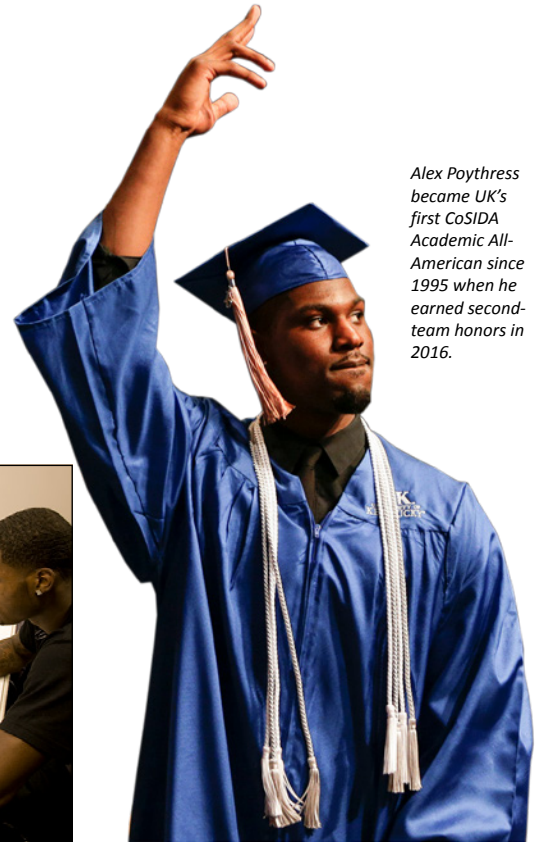
HIGH MARKS

A day in the life of a Kentucky basketball player can be exhausting. Between practices, games, classes and mandatory tutors, a Kentucky Wildcat's schedule can get pretty busy pretty quickly. That doesn't mean the expectations are lowered. Quite the opposite.

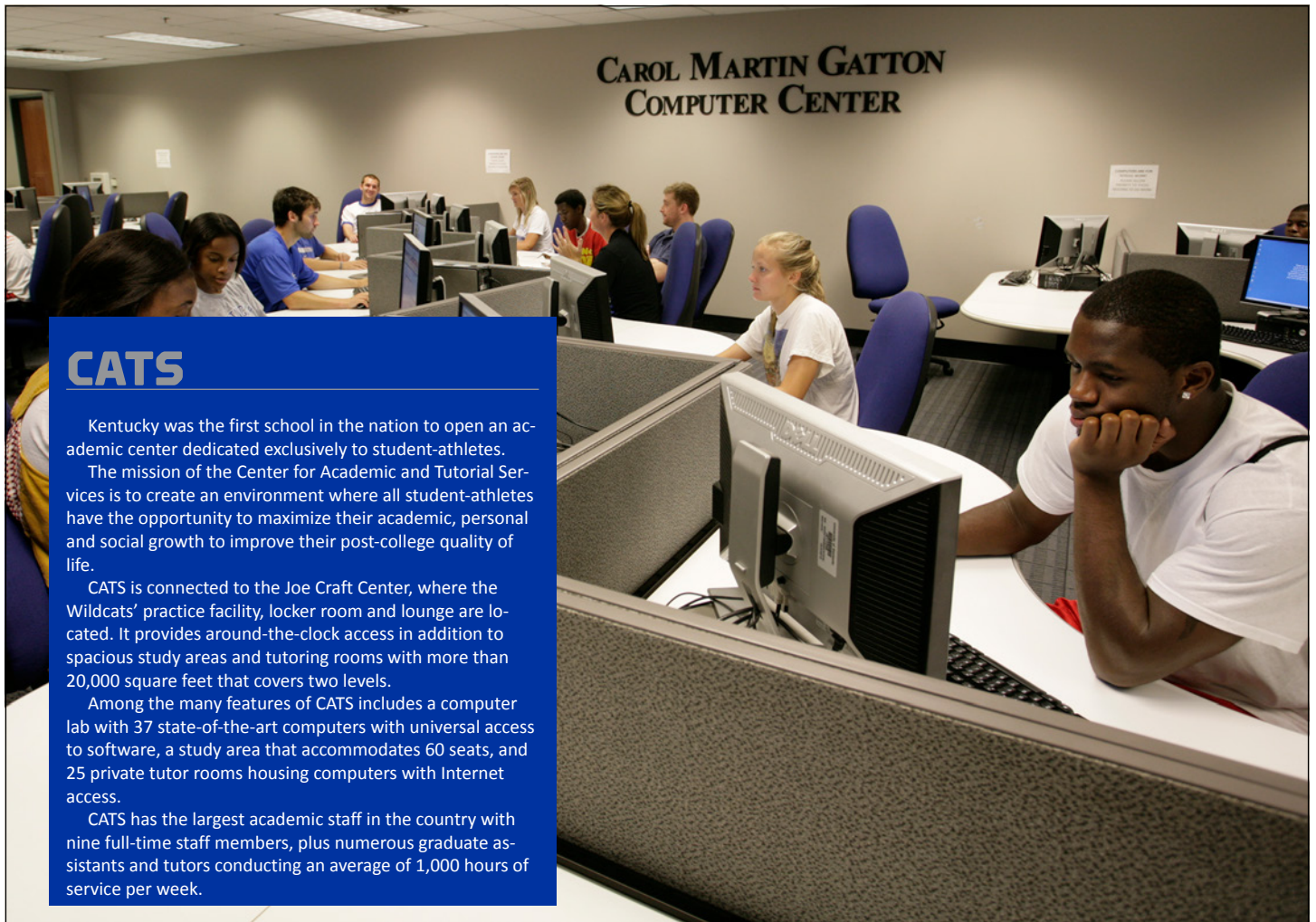
Just as they're expected to compete at the highest level on the basketball court, the Wildcats are expected to maintain exemplary grades in the classroom. Under John Calipari's watch, the Wildcats have done exactly that.

Calipari's teams routinely post grade-point averages of 3.0 or better, including a 3.4 GPA in the 2013 spring semester, the highest in Coach Cal's tenure at UK.

The Wildcats have around-the-clock access to the Center for Academic and Tutorial Services to help them manage their schoolwork while working with one of the best academic advisers in the country in Michael Stone.



Alex Poythress became UK's first CoSIDA Academic All-American since 1995 when he earned second-team honors in 2016.



CATS

Kentucky was the first school in the nation to open an academic center dedicated exclusively to student-athletes.

The mission of the Center for Academic and Tutorial Services is to create an environment where all student-athletes have the opportunity to maximize their academic, personal and social growth to improve their post-college quality of life.

CATS is connected to the Joe Craft Center, where the Wildcats' practice facility, locker room and lounge are located. It provides around-the-clock access in addition to spacious study areas and tutoring rooms with more than 20,000 square feet that covers two levels.

Among the many features of CATS includes a computer lab with 37 state-of-the-art computers with universal access to software, a study area that accommodates 60 seats, and 25 private tutor rooms housing computers with Internet access.

CATS has the largest academic staff in the country with nine full-time staff members, plus numerous graduate assistants and tutors conducting an average of 1,000 hours of service per week.



Dominique Hawkins (second from the left), Derek Willis (far right) and Mychal Mulder (not pictured) all graduated in 2017, upping UK's total graduates to 17 during the John Calipari era.

SUCCEED AND PROCEED

John Calipari's "Succeed and Proceed" mentality is far more than just a way of saying Kentucky has a whole lot of NBA players. It encompasses the very essence of what it means to come to college at UK – to prepare young people for the rest of their lives.

Thirty-one NBA Draft picks is only part of the story. An equally important piece is the 17 players who have graduated from Kentucky in Calipari's eight years in Lexington. Not a single player who went through his senior year of eligibility has failed to graduate from UK during Coach Cal's tenure.

Included in the remarkable graduation numbers are the success stories of Patrick Patterson, Jarrod Polson and Alex Poythress. All three of those players graduated in just three years.

And the recent success of players walking across the commencement stage with a degree in hand doesn't just pertain to Calipari's players. The current head coach has welcomed and even encouraged all players who haven't graduated to come back and get their degrees, offering a lifetime scholarship for all Wildcats. Jodie Meeks and Kelenna Azubuike have taken him up on the offer and have graduated during Calipari's tenure. Others are either working on their degree or have inquired about coming back.

Kentucky's emphasis on getting a diploma has shown up in the NCAA's recent Academic Progress Rates. In May, the Wildcats received an NCAA academic award for the second year in a row for finishing in the top 10 percent of Division I men's basketball programs with a four-year composite APR score of 1,000 (out of 1,000).

The Wildcats' score of 1,000 was both well above the NCAA postseason cutoff score of 930 as well as the Division I men's basketball average of 966.

The NCAA's APR provides a real-time look at a team's academic success by the progress of each student-athlete on scholarship. The APR scores are a four-year composite, the most recent of which cover the 2012-13 through 2015-16 school years, which measure eligibility and retention and graduation.

The men's basketball team was one of 12 teams at UK to notch a perfect score of 1,000 for the 2015-16 school year (the 2016-17 scores won't be released until May 2018). Since Calipari arrived at Kentucky, his teams have posted one-year APR scores of 979 in 2009-10, 979 in 2010-11, 977 for the 2011-12 national championship season and 1,000 in each of the past four seasons.

KENTUCKY'S SINGLE-YEAR APR RATES IN THE CAL ERA

| YEAR | APR | DI Avg. |
|---------|-------|---------|
| 2009-10 | 979 | 950 |
| 2010-11 | 979 | 953 |
| 2011-12 | 977 | 960 |
| 2012-13 | 1,000 | 964 |
| 2013-14 | 1,000 | 961 |
| 2014-15 | 1,000 | 964 |
| 2015-16 | 1,000 | 966 |

ACADEMIC HONORS

ACADEMIC ALL-AMERICANS

- 1966: Louie Dampier
- 1967: Louie Dampier
- 1969: Larry Conley
- 1970: Dan Issel
Mike Pratt
- 1971: Mike Casey
- 1974: Bob Guyette
- 1975: Jimmy Dan Conner
Bob Guyette
- 1979: Kyle Macy (1st)
- 1981: Chuck Verderber (HM)
- 1995: Mark Pope (3rd)
- 2016: Alex Poythress (2nd)

ACADEMIC ALL-SEC

- 1962: Roy Roberts
- 1964: Larry Conley
- 1965: Larry Conley
- 1966: Louie Dampier
Cliff Berger
- 1968: Cliff Berger
- 1970: Mike Pratt
Dan Issel
- 1971: Mike Casey
Tom Parker
- 1974: Bob Guyette
- 1975: Jimmy Dan Conner
- 1979: Kyle Macy
- 1980: Chuck Verderber
- 1981: Chuck Verderber
- 1982: Chuck Verderber
- 1985: Winston Bennett
Bret Bearup
- 1988: Rex Chapman
Cedric Jenkins
- 1990: John Pelphrey
- 1992: Travis Ford
- 1993: Travis Ford
- 1994: Travis Ford
- 1995: Mark Pope
Jeff Sheppard
- 1998: Steve Masiello
Scott Padgett
- 1999: Scott Padgett
- 2000: J.P. Blevins
- 2001: J.P. Blevins
- 2002: J.P. Blevins
- 2006: Rajon Rondo
- 2007: Randolph Morris
Bobby Perry
- 2008: Mark Coury
Derrick Jasper
Mark Krebs
Jodie Meeks
Dwight Perry
- 2009: Mark Krebs
Jodie Meeks
Dwight Perry
Michael Porter
Matt Scherbenske
- 2010: Mark Krebs
John Wall
- 2011: Brandon Knight
Jarrod Polson
Eloy Vargas
- 2012: Twany Beckham
Ryan Harrow
Terrence Jones
Brian Long
Sam Malone
Darius Miller
Jarrod Polson
Kyle Wiltjer

- 2013: Twany Beckham
Willie Cauley-Stein
Archie Goodwin
Tod Lanter
Brian Long
Sam Malone
Julius Mays
Nerlens Noel
Jarrod Polson
Alex Poythress
Kyle Wiltjer
- 2014: Dominique Hawkins
Dakari Johnson
Tod Lanter
Marcus Lee
Brian Long
Sam Malone
Jarrod Polson
Alex Poythress
Derek Willis
- 2015: Devin Booker
EJ Floreal
Dominique Hawkins
Tod Lanter
Marcus Lee
Brian Long
Trey Lyles
Sam Malone
Alex Poythress
Karl-Anthony Towns
Tyler Ulis
Derek Willis
- 2016: Jonny David
EJ Floreal
Dominique Hawkins
Isaac Humphries
Charles Matthews
Alex Poythress
Dillon Pulliam
- 2017: Jonny David
Isaac Humphries
Dillon Pulliam
Tai Wynyard

WORLD-CLASS FACILITIES

While Rupp Arena serves as the mecca of college basketball arenas, Kentucky student-athletes also experience the finest practice facilities in the country.

The Wildcats have unlimited access to the practice facilities on campus, which include multiple practice courts, weight room, training room, lounge area and more. All are located at the Joe Craft Center, situated just a hop and a skip from the Wildcat Coal Lodge and the classroom buildings.

JOE CRAFT CENTER

As the headquarters of UK Athletics and Kentucky basketball, the Joe Craft Center provides the Wildcats with a multi-purpose practice and training center unlike any other in the nation. Located right next to the Wildcat Coal Lodge and just minutes from Rupp Arena, it brings together the various aspects of UK's practice, athletic training and treatment, strength training and conditioning, team meetings, and film review – all under one roof.

The building is named after Hazard, Kentucky, native Joe Craft, who gave \$6 million towards the \$30 million state-of-the-art facility.





THE PLAYERS-FIRST SUITE

To be completed by December 2017, the Joe Craft Center locker room will be completely renovated from top to bottom. Designed to be a basketball suite that will have everything players need to train at a high level, the locker room will feature all the essentials -- solid wood lockers, a team meeting room, cold and hot tubs, a steam shower, a dining area -- with so much more.

Fitted with state-of-the-art technology, the

locker room will include a dynamic interactive media wall with three vertical 86-inch screens to highlight UK's national championships, the current team, NBA players and the program's road map to success; a 4x4 46-inch video wall mounted in the main section of the room with a touch-panel interface; and a one-of-a-kind 360-degree LED video ribbon board custom built for digital locker heads and dynamic content.



JOE CRAFT CENTER TRAINING CENTER

Wildcat student-athletes receive the very best care and treatment from a knowledgeable staff working with cutting-edge facilities.

With nearly 3,500 square feet, the UK training room at the Joe Craft Center provides Kentucky basketball players with the resources to stay in top physical shape, including a physician's office for private consultations.

In addition to rehabilitation and treatment equipment, UK's training room features a state-of-the-art hydrotherapy room with a Hydroworx unit (underwater treadmill), an eight-person hot tub and an eight-person cold tub.



JOE CRAFT CENTER WEIGHT ROOM

Kentucky utilizes the best basketball weight room in the country, where every piece of equipment is individually selected to train athletes to their fullest.

The 3,000-square-foot Joe Craft Center weight room – under the direction of strength and conditioning coach Robert Harris – contains top-of-the-line equipment such as Power Lift, Pit Shark, Vertimax, Iron Grip, Woodway, Sorinex and Hammer Strength, in addition to

an AlterG Anti-Gravity Treadmill that enables athletes to train harder without putting extra stress on joints and muscles.

The weight room was renovated prior to the 2009-10 season with contributions from donors, including Jesse and Patricia Rice. Every piece of weight room equipment in the Joe Craft Center is customized for the length and height of the UK men's basketball players.





RUPP ARENA LOCKER ROOM


Kentucky's program is full of national championships -- eight of them to be exact. The locker room in Rupp Arena pays tribute to the Wildcats' most recent title in 2012.

Renovated in 2012 from \$3.1 million in private donations, the locker room is elaborately decorated with imagery and items from the magical 38-2 season.

The main entrance features the free-throw line from the Mercedes-Benz

Superdome, where the Wildcats captured the 2012 national championship trophy, which oversees the room. To the left is a lounge and dining area. To the right is a private film room, cold and hot tubs, the training room and the coaches' lockers.

But the centerpiece of the suite is a stunning rotunda that features custom wooden lockers, the center-court logo from the 2012 national title game and a replica of the championship banner.



WILDCAT COAL LODGE

Just steps away from the Joe Craft Center, the Wildcat Coal Lodge provides living space for Kentucky basketball players and managers, as well as other UK students.

Outside the Wildcat Coal Lodge is a 400-pound bronze statue of former Kentucky head coach Joe B. Hall (1973-85) meant to honor and commemorate the national championship coach, who helped bring about the idea of the Wildcat Lodge.

The Wildcat Coal Lodge opened before the 2012-13 season, replacing the previous Wildcat Lodge located on the other side of the Joe Craft Center.

Equipped with an eating area, pool table and a theater-style lounge area, the lodge is located just across the street from UK's academic buildings.



KENTUCKY EXPOSURE

As the nation’s most-watched college basketball program, the Kentucky Wildcats are televised from coast-to-coast on a regular basis. Almost every game since 1991 has been televised – nationally, regionally or statewide. During the 2017-18 season, every regular-season UK game will be televised on a national network, giving the Big Blue Nation access to Kentucky basketball games no matter what part of the country fans are located.



From left to right: Kaylee Hartung, formerly of ESPN, with Malik Monk; Jim Nantz, CBS, following 2012 national championship; Allie LaForce, CBS, with Aaron Harrison.

SOCIAL MEDIA PRESENCE

From the moment John Calipari stepped on Kentucky’s campus and created a Twitter account, the University of Kentucky basketball team has been at the forefront of social media.

UK’s team accounts are close behind with more than 700,000 Twitter followers, more than 540,000 Facebook likes and more than 230,000 Instagram followers.

With more than 1.7 million Twitter followers, more than 570,000 Facebook likes and nearly 300,000 Instagram followers, Coach Calipari is the leader in college basketball social media – and really it’s not even close.

Rather than run away from social media, Calipari has encouraged the men’s basketball program to embrace it and to use it as a tool. The Wildcats go through an annual class to learn the dos and don’ts of social media, how to use social media to build a brand, how to use it to reach others, and more.



Don't wanna mess with this squad.
#MidnightStrong



FOLLOW THE WILDCATS

| PLAYER | TWITTER | INSTAGRAM |
|-------------------------|------------------|------------------|
| Kentucky Basketball | @KentuckyMBB | @kentuckymbb |
| John Calipari | @UKCoachCalipari | @ukcoachcalipari |
| Jemari Baker | @_jeyb3 | @_jeyb3 |
| Brad Calipari | @bradcalipari | @brad.calipari |
| Jonny David | @jddavid010 | @jddavid010 |
| Hamidou Diallo | @Diallo1Hamidou | @otn_hami |
| Wenyen Gabriel | @WenyenGabriel | @rcg_upman |
| Shai Gilgeous-Alexander | @shaigalex | @sav_shai2 |
| Quade Green | @Q_Green1 | @q_boogi |
| Sacha Killeya-Jones | @The_SKJ | @the_skj |
| Kevin Knox | @kevin_knox23 | @kknox_23 |
| Dillon Pulliam | @dillonpulliam30 | @dillon_pulliam |
| Nick Richards | @iamnickrichards | @nickrichards_ |
| Jarred Vanderbilt | @JVando_ | @jvando_ |
| PJ Washington | @pjwashington_25 | @pj_washington |
| Tai Wynyard | @WynyardTai | @taiwynyard |

Dustin assists student-athletes with all facets of their career development, including major selection, resume/cover letter assistance and identifying internship and full-time employment opportunities. In addition, he works with the UK coaching staff to provide a variety of personal development programs including alcohol education, bystander intervention, financial responsibility and programming mandated by the Southeastern Conference. Dustin also directs CATS community service projects involving all UK student-athletes including the weekly UK Athletics/God's Pantry Back Pack Program, Cats Cultivating Character and the CATS Awards and Scholarships program each year.



DUSTIN LEWIS

Life Skills
Coordinator



- Our main goal is for our athletes to leave UK with a career plan. That plan goes beyond sports. We have a lot of athletes who will turn professional in their respective sports but they still need to have a career plan as backup. We get to know them and try to expose them to different career options based on what they are interested in doing. We also want to expose them to different scholarships or graduate schools if that's the path they want to take.
- Another important area of our program is teaching our athletes the value of community service. We want to give back to the community that supports us. The goal is for our student-athletes to grow as servant leaders --- they can truly make a difference in the lives of others, whether it be visiting a fan in the hospital, mentoring at-risk youth or by devoting time to a charity.

PLAYER DEVELOPMENT



MONICA FOWLER
Registered
Dietitian

- My goal for our athletes is to teach them that what they do off the field directly translates to their performance on the field. When you have the skills to prepare your own food, you put your performance in your own hands. You don't have to depend on someone else to give you the fuel you need to perform at a high level.
- We want our athletes' plates to be half full of fruits and vegetables. Your plate of food should be colorful as each color provides different vitamins and minerals.

Outside the weight room, development doesn't stop. In fact, that's where some of the most important work happens. Registered Dietitian Monica Fowler and her graduate assistants are part of the High Performance staff and they craft diets that ensure student-athletes get the nutrition they need to fuel the workout and recovery process.





NIKE SWAG

Thanks to Nike's extensive research and product development, the Kentucky Wildcats stay on the cutting edge of quality and style with all of their gear.

All 22 sports at the University of Kentucky use Nike shoes and equipment. Over the course of a newly signed eight-year contract, one of the lengthiest contracts in collegiate sports, the Wildcats will receive millions of dollars worth of clothing and equipment.

In 2017-18, Kentucky will wear two uniforms, which include an all-white look for its home uniforms and an all-blue look for its away games. Both uniforms will don the blue and white "pattern of excellence" checkerboard, which pays tribute to Kentucky's rich history of horse racing and is inspired from racking silks worn by 1973 Triple Crown winner Secretariat. As in years past, Kentucky will be one of a few, select schools to wear Nike's custom iD shoes, which coincide with its uniforms. In recent years, UK has been one chosen as one of Nike's featured schools for a third, alternate uniform.

"We've got a state that is all about hard work and effort, and we want people to understand that that's what it takes. If you put that jersey on, that's part of what it means at the University of Kentucky to represent the Commonwealth." – Mitch Barnhart, UK Athletics Director





LEXINGTON

- Lexington is within a day's drive of 75 percent of the U.S. population
- Lexington is also accessible by air with approximately 100 direct and nonstop flights per day. Nestled among world famous Thoroughbred horse farms, Blue Grass Airport (LEX) welcomes travelers with one of the most beautiful air approaches in the nation. It is just a 10-minute drive to campus from the airport
- One of the main attractions of Lexington is the horse industry. More than 80 percent of the world's racehorses are born here, and \$4 billion from the horse industry benefits the Kentucky economy annually. The rolling hills of bluegrass in your UK backyard have been the setting for several Hollywood films like *Seabiscuit*, *Dreamer* and *Secretariat*, and in 2010 Lexington hosted the World Equestrian Games. In 2015, Lexington was home to the prestigious Breeder's Cup
- Lexington's main horse attractions are located at Keeneland, the Red Mile Race Track and the Kentucky Horse Park
- Along with UK, there are 14 other universities/colleges in Lexington and the region
- Lexington is the home of major corporations such as Jif Peanut Butter, Lexmark International, Long John Silver's, Toyota Motor Manufacturing, The Valvoline Company and Xerox



LEXINGTON IS LEGIT

- A survey released in 2012 by *Parenting* magazine ranked Lexington as one of the 10 safest cities in the United States
- Lexington is a six-time winner of America's Promise Alliance 100 Best Communities for Young People Award
- According to *The Daily Beast*, Lexington is the sixth best city for college graduates
- In 2015, Lexington was ranked in the top 20 for college towns in small metro cities





COMMONWEALTH OF KENTUCKY

- In Kentucky, hang onto your senses - because they will be blown away. Within its borders, you'll find the Horse Capital of the World, Bourbon Capital of the World and Houseboat Capital of the World, along with beloved figures who have stamped their legacies on American history, music, food, sports and more
- Here is where Abraham Lincoln once played, Muhammad Ali perfected his lightning-fast reflexes and Bill Monroe founded a musical genre. This is where Rosemary Clooney invited audiences to "Come On-A My House" and Loretta Lynn watched her daddy head to work in a Kentucky coal mine
- Frankfort became the state capital of Kentucky in 1792 after pledging more manpower toward the construction of a statehouse than any other city.
- Famous Kentuckians born or raised, or both, in the Bluegrass State include explorers and legendary pioneers (Daniel Boone); some of the world's most athletic and influential sports stars (Muhammad Ali), actors (George Clooney), musicians (The Judds), and even some of America's most significant political figures (Abraham Lincoln)
- State flower is the goldenrod
- State tree is the Kentucky Coffee Tree
- State song is "My Old Kentucky Home"



MY OLD KENTUCKY HOME

- Kentucky is one of only four states in the nation designated as a commonwealth
- Kentucky has more miles of running water than any other state except Alaska
- Kentucky has the world's longest cave system – Mammoth Cave – with over 300 miles of mapped passageways
- Central Kentucky is internationally known as the Horse Capital of the World





THE UNIVERSITY OF KENTUCKY

- More than 30,000 students on campus
- Record retention and graduation rates and bold goals for continued growth in our strategic plan
- Diverse, inclusive campus community with students from all 120 Kentucky counties, all 50 states and more than 100 countries
- Top 10 public institution for students who are National Merit, National Achievement and National Hispanic Finalists
- More than \$2 billion in campus construction, much of it financed in collaboration with private and public partners, focused on student living and learning communities, modern research laboratories, innovative teaching and learning space, and one of the fastest growing academic medical centers in the country
- One of eight institutions in the country with the full range of undergraduate, professional, health care and medical colleges and programs on a contiguous campus
- One of 22 institutions in the country with the trifecta of research designations for excellence in cancer, aging and translational science
- Nearly 100 national rankings for excellence in teaching, research and service
- Twenty-eight Top 10 ranked programs
- UK HealthCare and UK Chandler Medical Center is one of the nation's finest academic medical centers with its state-of-the-art patient care facility and emergency rooms, advanced research space and network of affiliate health care agencies to serve the Commonwealth and region





embrace

THE MOMENT



RECORDS

YEAR-BY-YEAR TEAM STATISTICS

| | | G | FG-FGA | FG% | 3FG-3FGA | 3FG% | FT-FTA | FT% | REB-AVG | PF-D | A | TO | BS | St | PTS | AVG |
|---------|--|----|-----------|------|----------|------|---------|------|-----------|--------|-----|-----|-----|-----|------|------|
| 1944-45 | UK | 26 | 591 | | | | 282 | | | 367 | | | | | 1464 | 56.3 |
| 1945-46 | UK | 30 | 725 | | | | 371-613 | .605 | | 469 | | | | | 1821 | 60.7 |
| (28-2) | Opp | 30 | | | | | | | | | | | | | 1194 | 39.8 |
| 1946-47 | UK | 37 | 1011-3232 | 31.5 | | | 500-781 | .640 | | 682 | | | | | 2536 | 68.5 |
| (34-3) | Opp | 37 | | | | | | | | | | | | | 1416 | 38.3 |
| 1947-48 | UK | 39 | 1082-3465 | 31.2 | | | 526-841 | .625 | | 764 | | | | | 2690 | 69.0 |
| (36-3) | Opp | 39 | | 23.2 | | | | | | | | | | | 1730 | 44.4 |
| 1948-49 | UK | 34 | 903-2756 | 32.8 | | | 514-728 | 70.6 | | 636 | | | | | 2320 | 68.2 |
| (28-2) | Opp | 34 | 538-2216 | 24.3 | | | 454-756 | 60.1 | | 635 | | | | | 1530 | 45.0 |
| 1949-50 | UK | 30 | 823-2485 | 33.1 | | | 443-673 | 65.8 | | 604 | | | | | 2089 | 69.6 |
| (25-5) | Opp | 30 | 625-2270 | 27.5 | | | 446-725 | 61.5 | | 558 | | | | | 1696 | 56.5 |
| 1950-51 | UK | 34 | 1029-3013 | 34.2 | | | 482-744 | 64.8 | 2109-62.0 | 648 | 471 | | | | 2540 | 74.7 |
| (32-2) | Opp | 34 | 656-2422 | 27.0 | | | 471-786 | 59.9 | 1357-39.9 | 623 | 265 | | | | 1783 | 52.4 |
| 1951-52 | UK | 32 | 1043-2829 | 36.9 | | | 549-865 | 63.5 | 1817-56.8 | 707 | 497 | | | | 2635 | 82.3 |
| (28-2) | Opp | 32 | 658-2219 | 29.7 | | | 458-786 | 58.3 | 1164-36.4 | 731 | 188 | | | | 1774 | 55.4 |
| 1952-53 | No Schedule (Under Suspension by NCAA) | | | | | | | | | | | | | | | |
| 1953-54 | UK | 25 | 829-2162 | 38.3 | | | 529-780 | 67.8 | 1318-52.7 | 582-35 | | | | | 2187 | 87.5 |
| (25-0) | Opp | 25 | 481-1574 | 30.6 | | | 546-872 | 62.6 | 851-34.0 | 500-27 | | | | | 1508 | 60.3 |
| 1954-55 | UK | 26 | 781-2123 | 36.8 | | | 425-675 | 63.0 | 1680-64.6 | 481 | | | | | 1987 | 76.4 |
| (23-3) | Opp | 26 | 527-1741 | 30.3 | | | 534-824 | 64.8 | 1120-43.1 | 400 | | | | | 1588 | 61.1 |
| 1955-56 | UK | 26 | 826-2078 | 41.5 | | | 473-729 | 64.9 | 1502-57.8 | 490 | | | | | 2197 | 84.5 |
| (20-6) | Opp | 26 | 628-1750 | 35.9 | | | 546-828 | 65.9 | 1094-42.1 | 548 | | | | | 1802 | 69.3 |
| 1956-57 | UK | 28 | 889-2191 | 40.6 | | | 579-829 | 69.8 | 1550-55.4 | 524 | | | | | 2357 | 84.2 |
| (23-5) | Opp | 28 | 673-1971 | 34.1 | | | 607-883 | 68.7 | 1109-39.6 | 478 | | | | | 1953 | 69.8 |
| 1957-58 | UK | 29 | 832-2223 | 37.3 | | | 502-680 | 73.8 | 1562-53.9 | 474 | | | | | 2166 | 74.7 |
| (23-6) | Opp | 29 | 690-1945 | 35.5 | | | 437-635 | 68.8 | 1227-42.3 | 494 | | | | | 1817 | 62.7 |
| 1958-59 | UK | 27 | 778-1922 | 40.5 | | | 570-758 | 75.2 | 1361-50.4 | 513 | | | | | 2126 | 78.7 |
| (24-3) | Opp | 27 | 623-1687 | 36.9 | | | 491-720 | 68.2 | 1117-41.4 | 539 | | | | | 1737 | 64.3 |
| 1959-60 | UK | 25 | 667-1741 | 38.3 | | | 504-700 | 72.0 | 1317-52.7 | 502 | | | | | 1838 | 73.5 |
| (18-7) | Opp | 25 | 559-1547 | 36.1 | | | 524-725 | 72.3 | 1142-45.7 | 509 | | | | | 1642 | 65.7 |
| 1960-61 | UK | 28 | 726-1928 | 37.7 | | | 575-793 | 72.5 | 1438-51.4 | 551 | | | | | 2027 | 72.4 |
| (19-9) | Opp | 28 | 663-1665 | 39.8 | | | 532-781 | 68.1 | 1233-44.0 | 546 | | | | | 1858 | 66.4 |
| 1961-62 | UK | 26 | 822-1895 | 43.4 | | | 497-666 | 74.6 | 1399-53.8 | 483-16 | 343 | | | | 2141 | 82.3 |
| (23-3) | Opp | 26 | 637-1733 | 36.8 | | | 430-623 | 69.0 | 1090-41.9 | 476-18 | 168 | | | | 1704 | 65.5 |
| 1962-63 | UK | 25 | 724-1786 | 40.5 | | | 445-638 | 69.7 | 1284-51.4 | 461-13 | 237 | | | | 1893 | 75.7 |
| (16-9) | Opp | 25 | 640-1568 | 40.8 | | | 417-611 | 68.2 | 1093-43.7 | 472-26 | 119 | | | | 1697 | 67.9 |
| 1963-64 | UK | 27 | 936-2096 | 44.7 | | | 454-605 | 75.0 | 1355-50.2 | 520-20 | 396 | | | | 2326 | 86.1 |
| (21-6) | Opp | 27 | 727-1839 | 39.5 | | | 500-700 | 71.4 | 1268-47.0 | 482-15 | 141 | | | | 1954 | 72.4 |
| 1964-65 | UK | 25 | 796-1771 | 44.9 | | | 517-675 | 76.6 | 1103-44.1 | 504-27 | 260 | | | | 2109 | 84.4 |
| (15-10) | Opp | 25 | 729-1643 | 44.4 | | | 456-659 | 69.2 | 1147-45.9 | 526-22 | 153 | | | | 1914 | 76.6 |
| 1965-66 | UK | 29 | 1017-2079 | 48.9 | | | 485-648 | 74.8 | 1368-47.2 | 539-18 | 293 | | | | 2519 | 86.9 |
| (27-2) | Opp | 29 | 770-1916 | 40.2 | | | 488-690 | 70.7 | 1205-41.6 | 515-17 | 120 | | | | 2028 | 69.9 |
| 1966-67 | UK | 26 | 861-1760 | 48.9 | | | 429-559 | 76.7 | 1071-41.2 | 508-21 | 270 | | | | 2151 | 82.7 |
| (13-13) | Opp | 26 | 775-1698 | 45.6 | | | 462-675 | 68.4 | 1105-42.5 | 430-11 | 152 | | | | 2012 | 77.4 |
| 1967-68 | UK | 27 | 979-2082 | 47.0 | | | 442-624 | 70.8 | 1333-49.4 | 493-7 | 331 | | | | 2400 | 88.9 |
| (22-5) | Opp | 27 | 831-1903 | 43.7 | | | 443-630 | 70.3 | 1212-44.9 | 518-17 | 200 | | | | 2103 | 77.9 |
| 1968-69 | UK | 28 | 1015-2071 | 49.0 | | | 512-688 | 74.4 | 1374-49.1 | 528-16 | 499 | | | | 2542 | 90.8 |
| (23-5) | Opp | 28 | 864-1944 | 44.4 | | | 469-685 | 68.5 | 1154-41.5 | 513-17 | 233 | | | | 2199 | 78.5 |
| 1969-70 | UK | 28 | 1099-2205 | 49.8 | | | 511-686 | 74.5 | 1390-49.6 | 548-16 | 432 | | | | 2709 | 96.8 |
| (26-2) | Opp | 28 | 860-1898 | 45.3 | | | 534-740 | 72.2 | 1135-40.5 | 513-18 | 215 | | | | 2254 | 80.5 |
| 1970-71 | UK | 28 | 1077-2129 | 50.6 | | | 516-688 | 75.0 | 1340-47.9 | 556-13 | 425 | | | | 2670 | 95.4 |
| (22-6) | Opp | 28 | 915-2080 | 44.0 | | | 543-739 | 73.5 | 1245-44.5 | 537-18 | 250 | | | | 2373 | 84.8 |
| 1971-72 | UK | 28 | 916-1866 | 49.1 | | | 479-655 | 73.1 | 1214-43.4 | 481-20 | 392 | 402 | | | 2311 | 82.5 |
| (21-7) | Opp | 28 | 839-1883 | 44.6 | | | 415-630 | 65.9 | 1171-41.8 | 505-15 | 275 | 438 | | | 2093 | 74.8 |
| 1972-73 | UK | 28 | 1002-2070 | 48.4 | | | 337-484 | 69.6 | 1292-46.1 | 536-18 | 396 | 447 | | | 2341 | 83.6 |
| (20-8) | Opp | 28 | 888-1978 | 45.0 | | | 322-491 | 65.6 | 1182-42.2 | 540-24 | 308 | 487 | | | 2098 | 74.9 |
| 1973-74 | UK | 26 | 845-1699 | 49.7 | | | 348-481 | 72.3 | 991-38.1 | 521-17 | 324 | 471 | | | 2038 | 78.4 |
| (13-13) | Opp | 26 | 835-1743 | 47.9 | | | 317-455 | 69.7 | 990-38.1 | 523-20 | 306 | 332 | | | 1987 | 76.4 |
| 1974-75 | UK | 31 | 1197-2412 | 49.6 | | | 464-664 | 69.9 | 1442-46.5 | 767-27 | 479 | 552 | | | 2858 | 92.2 |
| (26-5) | Opp | 31 | 925-2096 | 44.1 | | | 584-828 | 70.5 | 1274-41.1 | 633-20 | 367 | 678 | | | 2434 | 78.5 |
| 1975-76 | UK | 30 | 981-2027 | 48.4 | | | 453-637 | 71.1 | 1250-41.7 | 632-25 | 394 | 539 | | | 2415 | 80.5 |
| (20-10) | Opp | 30 | 938-1998 | 46.9 | | | 469-667 | 70.3 | 1098-36.6 | 625-27 | 353 | 511 | | | 2345 | 78.2 |
| 1976-77 | UK | 30 | 1009-2015 | 50.1 | | | 491-697 | 70.5 | 1249-41.6 | 648-15 | 513 | 480 | | | 2509 | 83.6 |
| (26-4) | Opp | 30 | 818-1828 | 44.9 | | | 434-608 | 71.4 | 1036-34.5 | 682-38 | 432 | 595 | | | 2070 | 69.1 |
| 1977-78 | UK | 32 | 1040-1922 | 54.1 | | | 613-808 | 75.9 | 1171-36.6 | 733-18 | 554 | 544 | | | 2693 | 84.2 |
| (30-2) | Opp | 32 | 878-1889 | 46.5 | | | 478-718 | 66.6 | 1000-31.3 | 756-50 | 512 | 568 | | | 2234 | 69.8 |
| 1978-79 | UK | 31 | 890-1799 | 49.5 | | | 666-858 | 77.6 | 1034-33.4 | 715-30 | 392 | 464 | 59 | 208 | 2446 | 78.9 |
| (19-12) | Opp | 31 | 886-1788 | 49.6 | | | 508-719 | 70.7 | 995-32.1 | 838-53 | 435 | 532 | 90 | 191 | 2280 | 73.6 |
| 1979-80 | UK | 35 | 1038-2022 | 51.3 | | | 609-802 | 75.9 | 1265-36.1 | 755-32 | 538 | 564 | 125 | 216 | 2685 | 76.7 |
| (29-6) | Opp | 35 | 880-1971 | 44.7 | | | 563-794 | 70.9 | 1052-30.1 | 753-33 | 440 | 551 | 77 | 242 | 2323 | 66.4 |
| 1980-81 | UK | 28 | 781-1602 | 48.8 | | | 478-664 | 72.0 | 995-35.5 | 616-22 | 402 | 356 | 122 | 143 | 2040 | 72.9 |
| (22-6) | Opp | 28 | 651-1494 | 43.6 | | | 458-640 | 71.6 | 899-32.1 | 616-20 | 333 | 236 | 48 | 154 | 1760 | 62.9 |

SCORING

CAREER LEADERS

SCORING AVERAGE (MIN. 1,000 POINTS)

| Player | Seasons | G | Pts | Avg |
|-------------------|-------------|----|-------|------|
| 1. Dan Issel | 1968-70 | 83 | 2,138 | 25.8 |
| 2. Cotton Nash | 1962-64 | 78 | 1,770 | 22.7 |
| 3. Kevin Grevey | 1973-75 | 84 | 1,801 | 21.4 |
| 4. Bob Burrow | 1955-56 | 51 | 1,023 | 20.1 |
| 5. Louie Dampier | 1965-67 | 80 | 1,575 | 19.7 |
| 6. Bill Spivey | 1950-51 | 63 | 1,213 | 19.3 |
| 7. Cliff Hagan | 1951-52, 54 | 77 | 1,475 | 19.2 |
| 8. Jamal Mashburn | 1990-93 | 98 | 1,843 | 18.8 |
| 9. Mike Casey | 1968-70 | 82 | 1,535 | 18.7 |
| 10. Pat Riley | 1965-67 | 80 | 1,464 | 18.3 |

SINGLE-SEASON LEADERS

POINTS

| Player | Season | G | Avg | Pts |
|--------------------|--------|----|------|-----|
| 1. Dan Issel | 1970 | 28 | 33.9 | 948 |
| 2. Jodie Meeks | 2009 | 36 | 23.7 | 854 |
| 3. Jamal Mashburn | 1992 | 36 | 21.3 | 767 |
| 4. Malik Monk | 2017 | 38 | 19.8 | 754 |
| 5. Dan Issel | 1969 | 28 | 26.6 | 746 |
| 6. Kevin Grevey | 1975 | 31 | 23.5 | 730 |
| 7. Ron Mercer | 1997 | 40 | 18.1 | 725 |
| 8. Kenny Walker | 1986 | 36 | 20.0 | 721 |
| 9. Jamal Murray | 2016 | 36 | 20.0 | 720 |
| 10. Jamal Mashburn | 1993 | 34 | 21.0 | 714 |
| 11. Kenny Walker | 1985 | 31 | 22.9 | 710 |
| 12. Alex Groza | 1949 | 34 | 20.5 | 698 |
| 13. Cliff Hagan | 1952 | 32 | 21.6 | 692 |
| 14. Brandon Knight | 2011 | 38 | 17.3 | 657 |
| 15. Cotton Nash | 1964 | 27 | 24.0 | 648 |

BY A FRESHMAN

| | | | | |
|-------------------|------|----|------|-----|
| 1. Malik Monk | 2017 | 38 | 19.8 | 754 |
| 2. Jamal Murray | 2016 | 36 | 20.0 | 720 |
| 3. Brandon Knight | 2011 | 38 | 17.3 | 657 |
| 4. John Wall | 2010 | 37 | 16.6 | 616 |
| 5. Julius Randle | 2014 | 40 | 15.0 | 599 |

BY A SOPHOMORE

| | | | | |
|----------------------|------|----|------|-----|
| 1. Jamal Mashburn | 1992 | 36 | 21.3 | 767 |
| 2. Ron Mercer | 1997 | 40 | 18.1 | 725 |
| 3. Patrick Patterson | 2009 | 34 | 17.9 | 609 |
| Rex Chapman | 1988 | 32 | 19.0 | 609 |
| 5. Cotton Nash | 1962 | 26 | 23.4 | 608 |

BY A JUNIOR

| | | | | |
|-------------------|------|----|------|-----|
| 1. Jodie Meeks | 2009 | 36 | 23.7 | 854 |
| 2. Dan Issel | 1969 | 28 | 26.6 | 746 |
| 3. Jamal Mashburn | 1993 | 34 | 21.0 | 714 |
| 4. Kenny Walker | 1985 | 31 | 22.9 | 710 |
| 5. Cliff Hagan | 1952 | 32 | 21.6 | 692 |

BY A SENIOR

| | | | | |
|-----------------|---------|----|------|-----|
| 1. Dan Issel | 1969-70 | 28 | 33.9 | 948 |
| 2. Kevin Grevey | 1974-75 | 31 | 23.5 | 730 |
| 3. Kenny Walker | 1985-86 | 36 | 20.0 | 721 |
| 4. Alex Groza | 1948-49 | 34 | 20.5 | 698 |
| 5. Cotton Nash | 1963-64 | 27 | 24.0 | 648 |

SCORING AVERAGE

| Player | Season | G | Pts | Avg |
|------------------|---------|----|-----|-------|
| 1. Dan Issel | 1969-70 | 28 | 948 | 33.86 |
| 2. Dan Issel | 1968-69 | 28 | 746 | 26.64 |
| 3. Cotton Nash | 1963-64 | 27 | 648 | 24.00 |
| Cliff Hagan | 1953-54 | 25 | 600 | 24.00 |
| 5. Jodie Meeks | 2008-09 | 36 | 854 | 23.72 |
| 6. Kevin Grevey | 1974-75 | 31 | 730 | 23.55 |
| 7. Cotton Nash | 1961-62 | 26 | 608 | 23.38 |
| 8. Kenny Walker | 1984-85 | 31 | 710 | 22.90 |
| 9. Pat Riley | 1965-66 | 29 | 637 | 21.97 |
| 10. Kevin Grevey | 1973-74 | 25 | 547 | 21.88 |

SINGLE-GAME LEADERS

POINTS

| Player, Opponent (Date) | Pts |
|---|-----|
| 1. Jodie Meeks at Tennessee (1/13/2009) | 54 |
| 2. Dan Issel at Ole Miss (2/7/1970) | 53 |
| 3. Dan Issel at LSU (2/21/1970) | 51 |

| | |
|--|----|
| Cliff Hagan vs. Temple (12/5/1953) | 51 |
| 5. Bob Burrow vs. LSU (1/14/1956) | 50 |
| 6. Malik Monk vs. North Carolina (12/17/2016) | 47 |
| Dan Issel at Alabama (2/23/1970) | 47 |
| 8. Jodie Meeks vs. Appalachian St. (12/20/2008) [Freedom Hall] | 46 |
| 9. Jodie Meeks at Arkansas (2/14/2009) | 45 |
| 10. Dan Issel vs. Notre Dame 3/12/1970 [NCAA] | 44 |
| 11. Melvin Turpin vs. Georgia (3/8/1984) [SEC] | 42 |
| Melvin Turpin at Tennessee (1/31/1983) | 42 |
| Dan Issel vs. Auburn (3/2/1970) | 42 |
| Mike Pratt vs. Notre Dame (12/27/1969) | 42 |
| Louie Dampier at Vanderbilt (2/2/1966) | 42 |
| Cliff Hagan vs. Tennessee (3/1/1952) | 42 |
| 17. Tayshaun Prince vs. Tulsa (3/16/2002) [NCAA] | 41 |
| Jack Givens vs. Duke (3/27/1978) [NCAA] | 41 |
| Dan Issel vs. North Carolina (12/8/1969) | 41 |
| Dan Issel at Vanderbilt (3/1/1969) | 41 |

BY A FRESHMAN

| | |
|---|----|
| 1. Malik Monk vs. North Carolina (12/17/2016) | 47 |
| 2. De'Aaron Fox vs. UCLA [NCAA] (3/24/2017) | 39 |
| 3. Malik Monk vs. Georgia (1/31/2017) | 37 |
| 4. Jamal Murray vs. Florida (2/6/2016) | 35 |
| Terrence Jones vs. Auburn (1/11/2011) | 35 |
| 6. Malik Monk at Ole Miss (12/29/2016) | 34 |
| 7. Malik Monk vs. Florida (2/25/2017) | 33 |
| Jamal Murray at Vanderbilt (2/27/2016) | 33 |
| Jamal Murray vs. Ohio State (12/19/2015) | 33 |
| 10. Doron Lamb vs. Winthrop (12/22/2010) | 32 |

BY A SOPHOMORE

| | |
|---|----|
| 1. Kevin Grevey at Georgia (2/19/1973) | 40 |
| Bill Spivey vs. Georgia Tech (2/18/1950) | 40 |
| 3. Tom Payne vs. LSU (2/20/1971) | 39 |
| 4. Cotton Nash vs. Vanderbilt (2/19/1962) | 38 |
| 5. LeRon Ellis vs. Northwestern St. (12/7/1988) | 37 |
| Louie Dampier vs. Iowa State (12/9/1964) | 37 |
| Bill Spivey vs. Tennessee (3/4/1950) [SEC] | 37 |

BY A JUNIOR

| | |
|--|----|
| 1. Jodie Meeks at Tennessee (1/13/2009) | 54 |
| 2. Jodie Meeks vs. Appalachian St. (12/20/2008) [Freedom Hall] | 46 |
| 3. Jodie Meeks at Arkansas (2/14/2009) | 45 |
| 4. Melvin Turpin at Tennessee (1/31/1983) | 42 |
| Louie Dampier at Vanderbilt (2/2/1966) | 42 |
| Cliff Hagan vs. Tennessee (1/31/1952) | 42 |

BY A SENIOR

| | |
|-------------------------------------|----|
| 1. Dan Issel at Ole Miss (2/7/1970) | 53 |
| 2. Dan Issel at LSU (2/21/1970) | 51 |
| Cliff Hagan vs. Temple (12/5/1953) | 51 |
| 4. Bob Burrow vs. LSU (1/14/1956) | 50 |
| 5. Dan Issel at Alabama (2/23/1970) | 47 |

MOST POINTS IN FIRST VARSITY GAME

| Player, Opponent (Date) | Pts |
|---|-----|
| 1. Terrence Jones vs. East Tenn. St. (11/12/2010) | 28 |
| Mike Casey vs. Michigan (12/2/1967) | 28 |
| 3. Cotton Nash vs. Miami, Ohio (12/2/1961) | 25 |
| 4. Eric Bledsoe vs. Morehead State (11/13/2009) | 24 |
| 5. Julius Randle vs. UNC Asheville (11/8/2013) | 23 |
| Anthony Davis vs. Marist (11/11/2011) | 23 |
| 7. Sam Bowie vs. Duke (11/17/1979) | 22 |
| 8. Doron Lamb vs. East Tenn. St. (11/12/2010) | 20 |
| Roger Newman vs. VMI (12/1/1960) | 20 |
| 10. Jamal Murray vs. Albany (11/13/2015) | 19 |
| John Wall vs. Miami, Ohio (11/16/2009) | 19 |

TEAM RECORDS

MOST POINTS SCORED

Half: 86

at LSU (1-16-1996, 1st half)

Game: 143

vs. Georgia (2-27-1956)

Game (both teams): 245

at Kansas (12-9-1989) [KU 150, UK 95]

Season: 3,325

1996-97 [40 games]

FEWEST POINTS SCORED

Game: 1

vs. Transylvania (2-5-1905)

Season: 538

1924-25 [22 games]

INDIVIDUAL RECORDS

POINTS SCORED

Game: 54

Jodie Meeks at Tennessee (1-13-2009)

Season: 948

Dan Issel (1969-70)

Career: 2,138

Dan Issel (1968-70)

HIGHEST SCORING AVERAGE

Season (min. 20 games): 33.9

Dan Issel (1969-70)

Career (min. 40 games): 25.8

Dan Issel (1968-70)

YEAR-BY-YEAR SCORING

| YEAR | PLAYER | CL. | G | PTS | AVG. |
|---------|--------------------------|-----|----|-----|------|
| 1922-23 | Carl Riefkin | Jr. | 13 | 133 | 10.2 |
| 1923-24 | Jim McFarland | So. | 16 | 157 | 9.8 |
| 1924-25 | Jim McFarland | Jr. | 20 | 143 | 7.2 |
| 1925-26 | Gayle Mohny | Jr. | 18 | 200 | 11.1 |
| 1926-27 | Paul Jenkins | Jr. | 16 | 98 | 6.1 |
| 1927-28 | Cecil Combs | So. | 18 | 186 | 10.3 |
| 1928-29 | Stan Milward | So. | 17 | 116 | 6.8 |
| 1929-30 | Cecil Combs | Sr. | 19 | 125 | 6.6 |
| 1930-31 | Carey Spicer | Sr. | 18 | 190 | 10.6 |
| 1931-32 | Aggie Sale | Jr. | 17 | 235 | 13.8 |
| 1932-33 | Aggie Sale | Sr. | 24 | 324 | 13.5 |
| 1933-34 | John "Frenchy" De Moisey | Sr. | 17 | 212 | 12.5 |
| 1934-35 | Leroy Edwards | So. | 21 | 343 | 16.3 |
| 1935-36 | Ralph Carlisle | So. | 21 | 241 | 11.5 |
| 1936-37 | Ralph Carlisle | Jr. | 21 | 208 | 9.9 |
| 1937-38 | Joe Hagan | Sr. | 18 | 184 | 10.2 |
| 1938-39 | Fred Curtis | Sr. | 20 | 183 | 9.2 |
| 1939-40 | Mickey Rouse | Sr. | 21 | 175 | 8.3 |
| 1940-41 | Jim King | Jr. | 25 | 151 | 6.0 |
| 1941-42 | Marvin Akers | Jr. | 25 | 190 | 7.6 |
| 1942-43 | Milt Ticco | Sr. | 23 | 233 | 10.1 |
| 1943-44 | Bob Brannum | Fr. | 21 | 254 | 12.1 |
| 1944-45 | Jack Tingle | So. | 26 | 293 | 11.3 |
| 1945-46 | Jack Parkinson | Jr. | 30 | 339 | 11.3 |
| 1946-47 | Alex Groza | So. | 37 | 393 | 10.6 |
| 1947-48 | Ralph Beard | Jr. | 38 | 476 | 12.5 |
| 1948-49 | Alex Groza | Sr. | 34 | 698 | 20.5 |
| 1949-50 | Bill Spivey | So. | 30 | 578 | 19.3 |
| 1950-51 | Bill Spivey | Jr. | 33 | 635 | 19.2 |
| 1951-52 | Cliff Hagan | Jr. | 32 | 692 | 21.6 |
| 1953-54 | Cliff Hagan | Sr. | 25 | 600 | 24.0 |
| 1954-55 | Bob Burrow | Jr. | 26 | 495 | 19.0 |
| 1955-56 | Bob Burrow | Sr. | 25 | 528 | 21.1 |
| 1956-57 | Johnny Cox | So. | 28 | 544 | 19.4 |
| 1957-58 | Vernon Hatton | Sr. | 29 | 496 | 17.1 |
| 1958-59 | Johnny Cox | Sr. | 27 | 485 | 17.9 |
| 1959-60 | Billy Ray Lickert | Jr. | 20 | 288 | 14.4 |
| 1960-61 | Billy Ray Lickert | Sr. | 28 | 450 | 16.0 |
| 1961-62 | Cotton Nash | So. | 26 | 608 | 23.4 |
| 1962-63 | Cotton Nash | Jr. | 25 | 514 | 20.6 |
| 1963-64 | Cotton Nash | Sr. | 27 | 648 | 24.0 |
| 1964-65 | Louie Dampier | So. | 25 | 426 | 17.0 |
| 1965-66 | Pat Riley | Jr. | 29 | 637 | 22.0 |
| 1966-67 | Louie Dampier | Sr. | 26 | 537 | 20.6 |
| 1967-68 | Mike Casey | So. | 27 | 541 | 20.1 |
| 1968-69 | Dan Issel | Jr. | 28 | 746 | 26.6 |
| 1969-70 | Dan Issel | Sr. | 28 | 948 | 33.9 |
| 1970-71 | Tom Parker | Jr. | 28 | 492 | 17.6 |
| 1971-72 | Jim Andrews | Jr. | 28 | 602 | 21.5 |
| 1972-73 | Jim Andrews | Sr. | 28 | 562 | 20.1 |
| 1973-74 | Kevin Grevey | Jr. | 25 | 547 | 21.9 |
| 1974-75 | Kevin Grevey | Sr. | 31 | 730 | 23.6 |
| 1975-76 | Jack Givens | So. | 30 | 602 | 20.1 |
| 1976-77 | Jack Givens | Jr. | 30 | 566 | 18.9 |
| 1977-78 | Jack Givens | Sr. | 32 | 578 | 18.1 |
| 1978-79 | Kyle Macy | Jr. | 31 | 470 | 15.2 |
| 1979-80 | Kyle Macy | Sr. | 35 | 540 | 15.4 |
| 1980-81 | Sam Bowie | So. | 28 | 488 | 17.4 |
| 1981-82 | Derrick Hord | Jr. | 30 | 490 | 16.3 |
| 1982-83 | Melvin Turpin | Jr. | 31 | 468 | 15.1 |
| 1983-84 | Melvin Turpin | Sr. | 34 | 518 | 15.2 |
| 1984-85 | Kenny Walker | Jr. | 31 | 710 | 22.9 |
| 1985-86 | Kenny Walker | Sr. | 36 | 721 | 20.0 |
| 1986-87 | Rex Chapman | Fr. | 29 | 464 | 16.0 |
| 1987-88 | Rex Chapman | So. | 32 | 609 | 19.0 |
| 1988-89 | LeRon Ellis | So. | 32 | 511 | 16.0 |

QUICKEST TO 1,000 POINTS

| | NAME | YEARS | GAMES TO 1,000 | OPP. (DATE) |
|-----|-------------------|-------------|----------------|---------------------|
| 1. | Cotton Nash | 1962-64 | 45 | Florida (2-2-63) |
| 2. | Dan Issel | 1968-70 | 49 | LSU (2-22-69) |
| 3. | Bob Burrow | 1955-56 | 51 | Iowa (3-17-56) |
| 4. | Mike Casey | 1968-69, 71 | 51 | Vandy (3-1-69) |
| 5. | Kevin Grevey | 1973-75 | 51 | Florida (2-25-74) |
| 6. | Bill Spivey | 1950-51 | 52 | Tenn. (2-17-51) |
| 7. | Louie Dampier | 1965-67 | 53 | Duke (3-18-66) |
| 8. | Pat Riley | 1965-67 | 54 | UTEP (3-19-66) |
| 9. | Cliff Hagan | 1951-52, 54 | 57 | Duke (12-21-53) |
| 10. | Patrick Patterson | 2008-09 | 58 | Creighton (3-23-09) |

| YEAR | PLAYER | CL. | G | PTS | AVG. |
|---------|-----------------|-----|----|-----|------|
| 1989-90 | Derrick Miller | Sr. | 28 | 538 | 19.2 |
| 1990-91 | John Pelphrey | Jr. | 28 | 404 | 14.4 |
| 1991-92 | Jamal Mashburn | So. | 36 | 767 | 21.3 |
| 1992-93 | Jamal Mashburn | Jr. | 34 | 714 | 21.0 |
| 1993-94 | Tony Delk | So. | 34 | 564 | 16.6 |
| 1994-95 | Tony Delk | Jr. | 33 | 551 | 16.7 |
| 1995-96 | Tony Delk | Sr. | 36 | 639 | 17.8 |
| 1996-97 | Ron Mercer | So. | 40 | 725 | 18.1 |
| 1997-98 | Jeff Sheppard | Sr. | 39 | 521 | 13.7 |
| 1998-99 | Scott Padgett | Sr. | 37 | 467 | 12.6 |
| 1999-00 | Jamaal Magloire | Sr. | 33 | 435 | 13.2 |
| 2000-01 | Keith Bogans | So. | 34 | 577 | 17.0 |
| 2001-02 | Tayshaun Prince | Sr. | 32 | 560 | 17.5 |
| 2002-03 | Keith Bogans | Sr. | 36 | 564 | 15.7 |


| YEAR | PLAYER | CL. | G | PTS | AVG. |
|---------|------------------|-----|----|-----|------|
| 2003-04 | Gerald Fitch | Sr. | 29 | 470 | 16.2 |
| 2004-05 | Kelenna Azubuike | Jr. | 34 | 499 | 14.7 |
| 2005-06 | Rajon Rondo | So. | 34 | 380 | 11.2 |
| 2006-07 | Randolph Morris | Jr. | 34 | 546 | 16.1 |
| 2007-08 | Joe Crawford | Sr. | 30 | 538 | 17.9 |
| 2008-09 | Jodie Meeks | Jr. | 36 | 854 | 23.7 |
| 2009-10 | John Wall | Fr. | 37 | 616 | 16.6 |
| 2010-11 | Brandon Knight | Fr. | 38 | 657 | 17.3 |
| 2011-12 | Anthony Davis | Fr. | 40 | 567 | 14.2 |
| 2012-13 | Archie Goodwin | Fr. | 33 | 466 | 14.1 |
| 2013-14 | Julius Randle | Fr. | 40 | 599 | 15.0 |
| 2014-15 | Aaron Harrison | So. | 39 | 430 | 11.0 |
| 2015-16 | Jamal Murray | Fr. | 36 | 720 | 20.0 |
| 2016-17 | Malik Monk | Fr. | 38 | 754 | 19.8 |



It took Patrick Patterson 58 games to reach 1,000 points.


ALL-TIME LEADING SCORERS - VARSITY CAREER (THE 1,000-POINT CLUB)

| | PLAYER (POSITION) | YEARS | SEASONS | POINTS | GAMES | AVERAGE |
|-----|-----------------------|-------|-------------|--------|-------|---------|
| 1. | Dan Issel (C) | 3 | 1968-70 | 2,138 | 83 | 25.8 |
| 2. | Kenny Walker (F) | 4 | 1983-86 | 2,080 | 132 | 15.8 |
| 3. | Jack Givens (F) | 4 | 1975-78 | 2,038 | 123 | 16.6 |
| 4. | Keith Bogans (G) | 4 | 2000-03 | 1,923 | 135 | 14.2 |
| 5. | Tony Delk (G) | 4 | 1993-96 | 1,890 | 133 | 14.2 |
| 6. | Jamal Mashburn (F) | 3 | 1991-93 | 1,843 | 98 | 18.8 |
| 7. | Kevin Grevey (F) | 3 | 1973-75 | 1,801 | 84 | 21.4 |
| 8. | Tayshaun Prince (F) | 4 | 1999-02 | 1,775 | 135 | 13.1 |
| 9. | Cotton Nash (C-F) | 3 | 1962-64 | 1,770 | 78 | 22.6 |
| 10. | Alex Groza (C) | 4 | 1945-47, 49 | 1,744 | 120 | 14.4 |
| 11. | Ed Davender (G) | 4 | 1985-88 | 1,637 | 129 | 12.7 |
| 12. | Louie Dampier (G) | 3 | 1965-67 | 1,575 | 80 | 19.7 |
| 13. | Patrick Patterson (F) | 3 | 2008-10 | 1,564 | 97 | 16.1 |
| 14. | Mike Casey (G) | 3 | 1968-69, 71 | 1,535 | 82 | 18.7 |
| 15. | Ralph Beard (G) | 4 | 1946-49 | 1,517 | 139 | 10.8 |
| 16. | Melvin Turpin (C) | 4 | 1981-84 | 1,509 | 123 | 12.3 |
| 17. | Cliff Hagan (C) | 3 | 1951-52, 54 | 1,475 | 77 | 19.2 |
| 18. | Pat Riley (F) | 3 | 1965-67 | 1,464 | 80 | 18.3 |
| 19. | Johnny Cox (F) | 3 | 1957-59 | 1,461 | 84 | 17.3 |
| 20. | Joe Crawford (G) | 4 | 2005-08 | 1,438 | 127 | 11.3 |
| 21. | Kyle Macy (G) | 3 | 1978-80 | 1,411 | 98 | 14.4 |
| 22. | Winston Bennett (F) | 4 | 1984-88 | 1,399 | 133 | 10.5 |
| 23. | Rick Robey (F-C) | 4 | 1975-78 | 1,395 | 105 | 13.3 |
| 24. | Gerald Fitch (G) | 4 | 2001-04 | 1,391 | 127 | 11.0 |
| 25. | Mike Phillips (C) | 4 | 1975-78 | 1,367 | 120 | 11.4 |
| 26. | Mike Pratt (F) | 3 | 1968-70 | 1,359 | 81 | 16.8 |
| 27. | Frank Ramsey (G) | 3 | 1951-52, 54 | 1,344 | 91 | 14.7 |
| 28. | Ramel Bradley | 4 | 2005-08 | 1,326 | 128 | 10.4 |
| 29. | Jim Andrews (C) | 3 | 1971-73 | 1,320 | 80 | 16.5 |
| 30. | Sam Bowie (C-F) | 3 | 1980-81, 84 | 1,285 | 86 | 14.7 |
| 31. | Jim Master (G) | 4 | 1981-84 | 1,283 | 121 | 10.6 |
| 32. | John Pelphrey (F) | 4 | 1988-92 | 1,257 | 114 | 11.0 |
| 33. | Scott Padgett (F) | 4 | 1995-99 | 1,252 | 122 | 10.3 |
| 34. | Darius Miller (G-F) | 4 | 2008-12 | 1,248 | 152 | 8.2 |
| 35. | Jodie Meeks (G) | 3 | 2007-09 | 1,246 | 81 | 15.4 |
| 36. | Tom Parker (F) | 3 | 1970-72 | 1,238 | 80 | 15.5 |
| 37. | Deron Feldhaus (F) | 4 | 1988-92 | 1,232 | 124 | 9.6 |
| 38. | Derrick Hord (F) | 4 | 1980-83 | 1,220 | 124 | 9.3 |
| 39. | Bill Spivey (C) | 2 | 1950-51 | 1,213 | 63 | 19.3 |
| 40. | Chuck Hayes (F) | 4 | 2002-05 | 1,211 | 134 | 9.0 |
| 41. | Rodrick Rhodes (F) | 3 | 1993-95 | 1,208 | 99 | 12.2 |
| 42. | Wayne Turner (G) | 4 | 1996-99 | 1,170 | 151 | 7.7 |
| 43. | Reggie Hanson (C) | 4 | 1988-91 | 1,167 | 101 | 11.6 |
| 44. | Derrick Miller (G) | 4 | 1987-90 | 1,156 | 105 | 11.0 |
| 45. | Vernon Hatton (G) | 3 | 1956-58 | 1,153 | 76 | 15.1 |
| 46. | Wallace Jones (F) | 4 | 1946-49 | 1,151 | 127 | 9.0 |
| 47. | Randolph Morris (C) | 3 | 2005-07 | 1,123 | 89 | 12.6 |
| 48. | Jeff Sheppard (G) | 4 | 1994-96, 98 | 1,091 | 134 | 8.1 |
| 49. | Bill Lickert (F-G) | 3 | 1959-61 | 1,076 | 73 | 14.7 |
| 50. | Rex Chapman (G) | 2 | 1987-88 | 1,073 | 61 | 17.6 |
| 51. | Dirk Minniefeld (G) | 4 | 1980-83 | 1,069 | 123 | 8.7 |
| 52. | Terrence Jones (F) | 2 | 2010-12 | 1,064 | 76 | 14.0 |
| 52. | Jamaal Magloire (C) | 4 | 1997-00 | 1,064 | 145 | 7.3 |
| 54. | Erik Daniels (F) | 4 | 2001-04 | 1,053 | 127 | 8.3 |
| 55. | Jim Line (F) | 4 | 1947-50 | 1,041 | 135 | 7.7 |
| 56. | Bob Burrow (C) | 2 | 1955-56 | 1,023 | 51 | 20.0 |
| 57. | Doron Lamb (G) | 2 | 2010-12 | 1,018 | 76 | 11.9 |
| 58. | Ron Mercer (G-F) | 2 | 1996-97 | 1,013 | 76 | 13.3 |
| 59. | Jimmy Conner (F-G) | 3 | 1973-75 | 1,009 | 85 | 11.9 |
| 60. | Bobby Watson (G) | 3 | 1950-52 | 1,001 | 96 | 10.4 |




Mike Casey scored 1,535 points from 1968-69, 1971.


1,000-POINT SCORERS

**1 - DAN ISSEEL - 2,138 POINTS**


| YEAR | G | FGM | FGA | Pct. | FTM | FTA | Pct. | TP | Avg. |
|---------------|-----------|------------|-------------|-------------|------------|------------|-------------|-------------|-------------|
| 1967-68 | 27 | 171 | 390 | 43.8 | 102 | 154 | 66.2 | 444 | 16.4 |
| 1968-69 | 28 | 285 | 534 | 53.4 | 176 | 232 | 75.9 | 746 | 26.6 |
| 1969-70 | 28 | 369 | 667 | 55.3 | 210 | 275 | 76.4 | 948 | 33.9 |
| Totals | 83 | 825 | 1591 | 51.9 | 488 | 661 | 73.8 | 2138 | 25.8 |

**2 - KENNY WALKER - 2,080 POINTS**


| YEAR | G | FGM | FGA | Pct. | FTM | FTA | Pct. | TP | Avg. |
|---------------|------------|------------|-------------|-------------|------------|------------|-------------|-------------|-------------|
| 1982-83 | 31 | 88 | 144 | 61.1 | 51 | 77 | 66.2 | 227 | 7.3 |
| 1983-84 | 34 | 171 | 308 | 55.5 | 80 | 109 | 73.4 | 422 | 12.4 |
| 1984-85 | 31 | 246 | 440 | 55.9 | 218 | 284 | 76.8 | 710 | 22.9 |
| 1985-86 | 36 | 260 | 447 | 58.2 | 201 | 263 | 76.4 | 721 | 20.0 |
| Totals | 132 | 765 | 1339 | 57.1 | 550 | 733 | 75.0 | 2080 | 15.8 |

**3 - JACK GIVENS - 2,038 POINTS**


| YEAR | G | FGM | FGA | Pct. | FTM | FTA | Pct. | TP | Avg. |
|---------------|------------|------------|-------------|-------------|------------|------------|-------------|-------------|-------------|
| 1974-75 | 31 | 126 | 255 | 49.4 | 40 | 54 | 74.1 | 292 | 9.4 |
| 1975-76 | 30 | 243 | 494 | 49.2 | 116 | 140 | 82.9 | 602 | 20.1 |
| 1976-77 | 30 | 236 | 459 | 51.4 | 94 | 113 | 83.2 | 566 | 18.9 |
| 1977-78 | 32 | 238 | 430 | 55.4 | 102 | 134 | 76.2 | 578 | 18.1 |
| Totals | 123 | 843 | 1638 | 51.5 | 352 | 441 | 79.8 | 2038 | 16.6 |

**4 - KEITH BOGANS - 1,923 POINTS**

| YEAR | G | FGM | FGA | Pct. | 3FG | 3FGA | Pct. | FTM | FTA | Pct. | TP | Avg. |
|---------------|------------|------------|-------------|-------------|------------|------------|-------------|------------|------------|-------------|-------------|-------------|
| 1999-00 | 33 | 138 | 339 | 40.7 | 48 | 164 | 29.3 | 87 | 135 | 64.4 | 411 | 12.5 |
| 2000-01 | 34 | 210 | 444 | 47.3 | 74 | 205 | 36.1 | 83 | 119 | 69.7 | 577 | 17.0 |
| 2001-02 | 32 | 129 | 327 | 39.4 | 52 | 165 | 31.5 | 61 | 91 | 67.0 | 371 | 11.6 |
| 2002-03 | 36 | 194 | 425 | 45.6 | 80 | 209 | 38.3 | 96 | 130 | 73.8 | 564 | 15.7 |
| Totals | 135 | 671 | 1535 | 43.7 | 254 | 743 | 34.2 | 327 | 475 | 68.8 | 1923 | 14.2 |

**5 - TONY DELK - 1,890 POINTS**

| YEAR | G | FGM | FGA | Pct. | 3FG | 3FGA | Pct. | FTM | FTA | Pct. | TP | Avg. |
|---------------|------------|------------|-------------|-------------|------------|------------|-------------|------------|------------|-------------|-------------|-------------|
| 1992-93 | 30 | 47 | 104 | 45.2 | 18 | 51 | 35.3 | 24 | 33 | 72.7 | 136 | 4.6 |
| 1993-94 | 34 | 200 | 440 | 45.5 | 95 | 254 | 37.4 | 69 | 108 | 63.9 | 564 | 16.6 |
| 1994-95 | 33 | 207 | 433 | 47.8 | 77 | 197 | 39.1 | 60 | 89 | 67.4 | 551 | 16.7 |
| 1995-96 | 36 | 229 | 464 | 49.4 | 93 | 210 | 44.3 | 88 | 110 | 80.0 | 639 | 17.8 |
| Totals | 133 | 683 | 1441 | 47.4 | 283 | 712 | 39.7 | 241 | 340 | 70.9 | 1890 | 14.2 |


**6 - JAMAL MASHBURN - 1,843 POINTS**

| YEAR | G | FGM | FGA | Pct. | 3FG | 3FGA | Pct. | FTM | FTA | Pct. | TP | Avg. |
|---------------|-----------|------------|-------------|-------------|------------|------------|-------------|------------|------------|-------------|-------------|-------------|
| 1990-91 | 28 | 137 | 289 | 47.4 | 24 | 82 | 29.3 | 64 | 88 | 72.7 | 362 | 12.9 |
| 1991-92 | 36 | 279 | 492 | 56.7 | 58 | 132 | 43.9 | 151 | 213 | 70.9 | 767 | 21.3 |
| 1992-93 | 34 | 259 | 526 | 49.2 | 66 | 180 | 36.7 | 130 | 194 | 67.0 | 714 | 21.0 |
| Totals | 98 | 675 | 1307 | 51.6 | 148 | 394 | 37.6 | 345 | 495 | 69.7 | 1843 | 18.8 |

**7 - KEVIN GREVEY - 1,801 POINTS**

| YEAR | G | FGM | FGA | Pct. | FTM | FTA | Pct. | TP | Avg. |
|---------------|-----------|------------|-------------|-------------|------------|------------|-------------|-------------|-------------|
| 1972-73 | 28 | 236 | 441 | 53.5 | 52 | 76 | 68.4 | 524 | 18.7 |
| 1973-74 | 25 | 232 | 457 | 50.8 | 83 | 100 | 83.0 | 547 | 21.9 |
| 1974-75 | 31 | 303 | 592 | 51.2 | 124 | 157 | 79.0 | 730 | 23.6 |
| Totals | 84 | 771 | 1490 | 51.7 | 259 | 333 | 77.8 | 1801 | 21.4 |


1,000-Point Scorers




| 8 - TAYSHAUN PRINCE - 1,775 POINTS | | | | | | | | | | | | |
|------------------------------------|------------|------------|-------------|-------------|------------|------------|-------------|------------|------------|-------------|-------------|-------------|
| YEAR | G | FGM | FGA | PCT. | 3FG | 3FGA | PCT. | FTM | FTA | PCT. | TP | AVG. |
| 1998-99 | 37 | 82 | 198 | 41.4 | 29 | 101 | 28.7 | 21 | 32 | 65.6 | 214 | 5.8 |
| 1999-00 | 32 | 153 | 362 | 42.3 | 46 | 150 | 30.7 | 74 | 105 | 70.5 | 426 | 13.3 |
| 2000-01 | 34 | 207 | 418 | 49.5 | 64 | 179 | 35.8 | 97 | 115 | 84.3 | 575 | 16.9 |
| 2001-02 | 32 | 206 | 441 | 46.7 | 65 | 191 | 34.0 | 83 | 118 | 70.3 | 560 | 17.5 |
| Totals | 135 | 648 | 1419 | 45.7 | 204 | 621 | 32.9 | 275 | 370 | 74.3 | 1775 | 13.1 |




| 9 - COTTON NASH - 1,770 POINTS | | | | | | | | | |
|--------------------------------|-----------|------------|-------------|-------------|------------|------------|-------------|-------------|-------------|
| YEAR | G | FGM | FGA | PCT. | FTM | FTA | PCT. | TP | AVG. |
| 1961-62 | 26 | 221 | 489 | 45.2 | 166 | 218 | 76.1 | 608 | 23.4 |
| 1962-63 | 25 | 176 | 471 | 37.3 | 162 | 236 | 68.6 | 514 | 20.6 |
| 1963-64 | 27 | 248 | 588 | 42.1 | 152 | 198 | 76.7 | 648 | 24.0 |
| Totals | 78 | 645 | 1548 | 41.7 | 480 | 652 | 73.6 | 1770 | 22.7 |



| 10 - ALEX GROZA - 1,744 POINTS | | | | | | | | | |
|--------------------------------|------------|------------|-----|------|------------|------------|-------------|-------------|-------------|
| YEAR | G | FGM | FGA | PCT. | FTM | FTA | PCT. | TP | AVG. |
| 1944-45 | 10 | 62 | | | 41 | 57 | 71.9 | 165 | 16.5 |
| 1946-47 | 37 | 146 | 372 | 38.2 | 101 | 160 | 63.1 | 393 | 10.6 |
| 1947-48 | 39 | 200 | 530 | 37.7 | 88 | 140 | 62.9 | 488 | 12.5 |
| 1948-49 | 34 | 259 | 612 | 42.3 | 180 | 248 | 72.6 | 698 | 20.5 |
| Totals | 120 | 667 | | | 410 | 605 | 67.8 | 1744 | 14.5 |




| 11 - ED DAVENDER - 1,637 POINTS | | | | | | | | | | | | |
|---------------------------------|------------|------------|-------------|-------------|-----------|------------|-------------|------------|------------|-------------|-------------|-------------|
| YEAR | G | FGM | FGA | PCT. | 3FG | 3FGA | PCT. | FTM | FTA | PCT. | TP | AVG. |
| 1984-85 | 31 | 93 | 226 | 41.2 | 0 | 0 | 0.0 | 78 | 106 | 73.6 | 264 | 8.5 |
| 1985-86 | 36 | 155 | 354 | 43.8 | 0 | 0 | 0.0 | 104 | 131 | 79.4 | 414 | 11.5 |
| 1986-87 | 29 | 160 | 357 | 44.8 | 15 | 59 | 25.4 | 107 | 145 | 73.8 | 442 | 15.2 |
| 1987-88 | 33 | 173 | 371 | 46.6 | 22 | 72 | 30.6 | 149 | 171 | 87.1 | 517 | 19.0 |
| Totals | 129 | 581 | 1308 | 44.4 | 37 | 131 | 26.0 | 438 | 553 | 79.2 | 1637 | 12.7 |



| 12 - LOUIE DAMPIER - 1,575 POINTS | | | | | | | | | |
|-----------------------------------|-----------|------------|-------------|-------------|------------|------------|-------------|-------------|-------------|
| YEAR | G | FGM | FGA | PCT. | FTM | FTA | PCT. | TP | AVG. |
| 1964-65 | 25 | 171 | 334 | 51.2 | 84 | 100 | 84.0 | 426 | 17.0 |
| 1965-66 | 29 | 249 | 482 | 51.6 | 114 | 137 | 83.2 | 612 | 21.1 |
| 1966-67 | 26 | 219 | 443 | 49.4 | 99 | 119 | 83.1 | 537 | 20.6 |
| Totals | 80 | 639 | 1259 | 50.8 | 297 | 356 | 83.4 | 1575 | 19.7 |



| 13 - PATRICK PATTERSON - 1,564 POINTS | | | | | | | | | | | | |
|---------------------------------------|-----------|------------|-------------|-------------|-----------|-----------|-------------|------------|------------|-------------|-------------|-------------|
| YEAR | G | FGM | FGA | PCT. | 3FG | 3FGA | PCT. | FTM | FTA | PCT. | TP | AVG. |
| 2007-08 | 25 | 162 | 282 | 57.4 | 0 | 3 | 0.0 | 87 | 119 | 73.1 | 411 | 16.4 |
| 2008-09 | 34 | 240 | 398 | 60.3 | 0 | 1 | 0.0 | 129 | 168 | 76.8 | 609 | 17.9 |
| 2009-10 | 38 | 215 | 374 | 57.5 | 24 | 69 | 34.8 | 90 | 130 | 69.2 | 544 | 14.3 |
| Totals | 97 | 617 | 1054 | 58.5 | 24 | 73 | 32.9 | 306 | 417 | 73.4 | 1564 | 16.1 |



| 14 - MIKE CASEY - 1,535 POINTS | | | | | | | | | |
|--------------------------------|-----------|------------|-------------|-------------|------------|------------|-------------|-------------|-------------|
| YEAR | G | FGM | FGA | PCT. | FTM | FTA | PCT. | TP | AVG. |
| 1967-68 | 27 | 231 | 474 | 48.9 | 79 | 96 | 82.3 | 541 | 20.0 |
| 1968-69 | 28 | 228 | 494 | 46.2 | 78 | 103 | 75.7 | 534 | 19.1 |
| 1970-71 | 27 | 188 | 373 | 50.4 | 84 | 108 | 77.8 | 460 | 17.0 |
| Totals | 82 | 647 | 1341 | 48.2 | 241 | 307 | 78.5 | 1535 | 18.7 |




| 15 - RALPH BEARD - 1,517 POINTS | | | | | | | | | |
|---------------------------------|------------|------------|-----|------|------------|------------|-------------|-------------|-------------|
| YEAR | G | FGM | FGA | PCT. | FTM | FTA | PCT. | TP | AVG. |
| 1945-46 | 30 | 111 | | | 57 | 110 | 51.8 | 279 | 9.3 |
| 1946-47 | 37 | 157 | 469 | 33.5 | 78 | 115 | 76.8 | 392 | 10.6 |
| 1947-48 | 38 | 194 | 536 | 36.2 | 88 | 149 | 59.1 | 476 | 12.5 |
| 1948-49 | 34 | 144 | 481 | 29.9 | 82 | 115 | 71.3 | 370 | 10.9 |
| Totals | 139 | 606 | | | 305 | 289 | 62.4 | 1517 | 10.9 |




| 16 - MELVIN TURPIN - 1,509 POINTS | | | | | | | | | |
|-----------------------------------|------------|------------|-------------|-------------|------------|------------|-------------|-------------|-------------|
| YEAR | G | FGM | FGA | PCT. | FTM | FTA | PCT. | TP | AVG. |
| 1980-81 | 28 | 50 | 95 | 52.6 | 31 | 44 | 70.5 | 131 | 4.7 |
| 1981-82 | 30 | 160 | 275 | 58.2 | 72 | 106 | 67.9 | 392 | 13.1 |
| 1982-83 | 31 | 192 | 311 | 61.7 | 84 | 125 | 67.2 | 468 | 15.1 |
| 1983-84 | 34 | 224 | 378 | 59.3 | 70 | 94 | 74.5 | 518 | 15.2 |
| Totals | 123 | 626 | 1059 | 59.1 | 257 | 369 | 69.6 | 1509 | 12.3 |



| 17 - CLIFF HAGAN - 1,475 POINTS | | | | | | | | | |
|---------------------------------|-----------|------------|-------------|-------------|------------|------------|-------------|-------------|-------------|
| YEAR | G | FGM | FGA | PCT. | FTM | FTA | PCT. | TP | AVG. |
| 1950-51 | 20 | 69 | 188 | 36.7 | 45 | 61 | 73.8 | 183 | 9.2 |
| 1951-52 | 32 | 264 | 633 | 41.7 | 164 | 235 | 69.8 | 692 | 21.6 |
| 1953-54 | 25 | 234 | 514 | 45.5 | 132 | 191 | 69.1 | 600 | 24.0 |
| Totals | 77 | 567 | 1335 | 42.5 | 341 | 487 | 70.0 | 1475 | 19.2 |




| 18 - PAT RILEY - 1,464 POINTS | | | | | | | | | |
|-------------------------------|-----------|------------|-------------|-------------|------------|------------|-------------|-------------|-------------|
| YEAR | G | FGM | FGA | PCT. | FTM | FTA | PCT. | TP | AVG. |
| 1964-65 | 25 | 160 | 370 | 43.2 | 55 | 89 | 61.8 | 375 | 15.0 |
| 1965-66 | 29 | 265 | 514 | 51.5 | 107 | 153 | 69.9 | 637 | 21.9 |
| 1966-67 | 26 | 165 | 373 | 44.2 | 122 | 156 | 78.2 | 452 | 17.4 |
| Totals | 80 | 590 | 1257 | 46.9 | 284 | 398 | 71.4 | 1464 | 18.3 |




| 19 - JOHNNY COX - 1,461 POINTS | | | | | | | | | |
|--------------------------------|-----------|------------|-------------|-------------|------------|------------|-------------|-------------|-------------|
| YEAR | G | FGM | FGA | PCT. | FTM | FTA | PCT. | TP | AVG. |
| 1956-57 | 28 | 203 | 490 | 41.4 | 138 | 180 | 76.7 | 544 | 19.4 |
| 1957-58 | 29 | 173 | 471 | 36.7 | 86 | 115 | 74.8 | 432 | 14.9 |
| 1958-59 | 27 | 188 | 464 | 40.5 | 109 | 146 | 74.6 | 485 | 17.9 |
| Totals | 84 | 564 | 1425 | 40.0 | 333 | 441 | 75.5 | 1461 | 17.4 |



| 20 - JOE CRAWFORD - 1,438 POINTS | | | | | | | | | | | | |
|----------------------------------|------------|------------|-------------|-------------|------------|------------|-------------|------------|------------|-------------|--------------|-------------|
| YEAR | G | FGM | FGA | PCT. | 3FG | 3FGA | PCT. | FTM | FTA | PCT. | TP | AVG. |
| 2004-05 | 31 | 35 | 97 | 36.1 | 13 | 49 | 26.5 | 15 | 26 | 57.7 | 98 | 3.2 |
| 2005-06 | 32 | 111 | 270 | 41.1 | 47 | 130 | 36.2 | 56 | 78 | 71.8 | 325 | 10.2 |
| 2006-07 | 34 | 178 | 401 | 44.4 | 63 | 180 | 35.0 | 58 | 91 | 63.7 | 477 | 14.0 |
| 2007-08 | 30 | 188 | 401 | 46.9 | 63 | 173 | 36.4 | 99 | 130 | 76.2 | 538 | 17.9 |
| Totals | 127 | 512 | 1169 | 43.8 | 186 | 532 | 35.0 | 228 | 325 | 70.2 | 1,438 | 11.3 |



| 21 - KYLE MACY - 1,411 POINTS | | | | | | | | | |
|-------------------------------|-----------|------------|-------------|-------------|------------|------------|-------------|-------------|-------------|
| YEAR | G | FGM | FGA | PCT. | FTM | FTA | PCT. | TP | AVG. |
| 1977-78 | 32 | 143 | 267 | 53.6 | 115 | 129 | 89.2 | 401 | 12.5 |
| 1978-79 | 31 | 179 | 355 | 50.4 | 112 | 129 | 86.8 | 470 | 15.2 |
| 1979-80 | 35 | 218 | 415 | 52.5 | 104 | 114 | 91.2 | 540 | 15.4 |
| Totals | 98 | 540 | 1037 | 52.1 | 331 | 372 | 89.0 | 1411 | 14.4 |



| 22 - WINSTON BENNETT - 1,399 POINTS | | | | | | | | | | | | |
|-------------------------------------|------------|------------|-------------|-------------|----------|----------|-------------|------------|------------|-------------|-------------|-------------|
| YEAR | G | FGM | FGA | PCT. | 3FG | 3FGA | PCT. | FTM | FTA | PCT. | TP | AVG. |
| 1983-84 | 34 | 67 | 156 | 42.9 | 0 | 0 | 0.0 | 88 | 126 | 69.8 | 222 | 6.5 |
| 1984-85 | 30 | 82 | 191 | 42.9 | 0 | 0 | 0.0 | 52 | 77 | 67.5 | 216 | 7.2 |
| 1985-86 | 36 | 171 | 338 | 50.6 | 0 | 0 | 0.0 | 115 | 158 | 72.8 | 457 | 12.7 |
| 1987-88 | 33 | 195 | 380 | 51.3 | 1 | 2 | 50.0 | 113 | 155 | 72.9 | 504 | 15.3 |
| Totals | 133 | 515 | 1065 | 48.4 | 1 | 2 | 50.0 | 368 | 516 | 71.3 | 1399 | 10.5 |



| 23 - RICK ROBEY - 1,395 POINTS | | | | | | | | | |
|--------------------------------|------------|------------|------------|-------------|------------|------------|-------------|-------------|-------------|
| YEAR | G | FGM | FGA | PCT. | FTM | FTA | PCT. | TP | AVG. |
| 1974-75 | 31 | 135 | 248 | 54.4 | 51 | 63 | 81.0 | 321 | 10.4 |
| 1975-76 | 12 | 73 | 130 | 56.2 | 41 | 56 | 73.2 | 187 | 15.6 |
| 1976-77 | 30 | 158 | 276 | 57.3 | 111 | 161 | 68.9 | 427 | 14.2 |
| 1977-78 | 32 | 167 | 263 | 63.5 | 126 | 175 | 72.0 | 460 | 14.4 |
| Totals | 105 | 533 | 917 | 58.1 | 329 | 455 | 72.3 | 1395 | 13.3 |


1,000-Point Scorers


24 - GERALD FITCH - 1,391 POINTS

| YEAR | G | FGM | FGA | PCT. | 3FG | 3FGA | PCT. | FTM | FTA | PCT. | TP | Avg. |
|---------------|------------|------------|-------------|-------------|------------|------------|-------------|------------|------------|-------------|-------------|-------------|
| 2000-01 | 34 | 76 | 167 | 45.5 | 29 | 71 | 40.9 | 49 | 71 | 69.0 | 230 | 6.8 |
| 2001-02 | 28 | 85 | 187 | 45.5 | 30 | 87 | 34.5 | 48 | 69 | 69.6 | 248 | 8.9 |
| 2002-03 | 36 | 152 | 322 | 47.2 | 61 | 147 | 41.5 | 78 | 102 | 76.5 | 443 | 12.3 |
| 2003-04 | 29 | 148 | 343 | 43.1 | 79 | 197 | 40.1 | 95 | 125 | 76.0 | 470 | 16.2 |
| Totals | 127 | 461 | 1019 | 45.2 | 199 | 502 | 39.6 | 270 | 367 | 73.6 | 1391 | 11.0 |


25 - MIKE PHILLIPS - 1,367 POINTS

| YEAR | G | FGM | FGA | PCT. | FTM | FTA | PCT. | TP | Avg. |
|---------------|------------|------------|-------------|-------------|------------|------------|-------------|-------------|-------------|
| 1974-75 | 31 | 108 | 212 | 50.9 | 26 | 47 | 55.3 | 242 | 7.8 |
| 1975-76 | 30 | 199 | 367 | 54.2 | 69 | 117 | 59.0 | 467 | 15.6 |
| 1976-77 | 28 | 144 | 261 | 55.2 | 54 | 88 | 61.4 | 342 | 12.2 |
| 1977-78 | 31 | 125 | 210 | 59.5 | 66 | 87 | 75.9 | 316 | 10.2 |
| Totals | 120 | 576 | 1050 | 54.9 | 215 | 339 | 63.4 | 1367 | 11.4 |


26 - MIKE PRATT - 1,359 POINTS

| YEAR | G | FGM | FGA | PCT. | FTM | FTA | PCT. | TP | Avg. |
|---------------|-----------|------------|-------------|-------------|------------|------------|-------------|-------------|-------------|
| 1967-68 | 27 | 152 | 334 | 45.5 | 76 | 111 | 68.5 | 380 | 14.1 |
| 1968-69 | 26 | 173 | 321 | 53.9 | 93 | 132 | 70.5 | 439 | 16.9 |
| 1969-70 | 28 | 219 | 470 | 46.6 | 102 | 145 | 70.3 | 540 | 19.3 |
| Totals | 81 | 544 | 1125 | 48.4 | 271 | 388 | 69.8 | 1359 | 16.8 |


27 - FRANK RAMSEY - 1,344 POINTS

| YEAR | G | FGM | FGA | PCT. | FTM | FTA | PCT. | TP | Avg. |
|---------------|-----------|------------|-------------|-------------|------------|------------|-------------|-------------|-------------|
| 1950-51 | 34 | 135 | 413 | 32.7 | 75 | 123 | 60.9 | 345 | 10.1 |
| 1951-52 | 32 | 185 | 470 | 39.3 | 139 | 214 | 64.9 | 509 | 15.9 |
| 1953-54 | 25 | 179 | 430 | 41.6 | 132 | 181 | 72.9 | 490 | 19.6 |
| Totals | 91 | 499 | 1313 | 38.0 | 346 | 518 | 66.8 | 1344 | 14.8 |


28 - RAMEL BRADLEY - 1,326 POINTS


| YEAR | G | FGM | FGA | PCT. | 3FG | 3FGA | PCT. | FTM | FTA | PCT. | TP | Avg. |
|---------------|------------|------------|-------------|-------------|------------|------------|-------------|------------|------------|-------------|-------------|-------------|
| 2004-05 | 34 | 51 | 134 | 38.1 | 22 | 65 | 33.8 | 31 | 44 | 70.5 | 155 | 4.6 |
| 2005-06 | 30 | 81 | 201 | 40.3 | 28 | 93 | 30.1 | 46 | 59 | 78.0 | 236 | 7.9 |
| 2006-07 | 34 | 141 | 336 | 42.0 | 69 | 188 | 36.7 | 106 | 130 | 81.5 | 457 | 13.4 |
| 2007-08 | 30 | 139 | 330 | 42.1 | 58 | 153 | 37.9 | 142 | 171 | 83.0 | 478 | 15.9 |
| Totals | 128 | 412 | 1001 | 41.2 | 177 | 499 | 35.5 | 325 | 404 | 80.4 | 1326 | 10.4 |


29 - JIM ANDREWS - 1,320 POINTS

| YEAR | G | FGM | FGA | PCT. | FTM | FTA | PCT. | TP | Avg. |
|---------------|-----------|------------|------------|-------------|------------|------------|-------------|-------------|-------------|
| 1970-71 | 24 | 64 | 122 | 52.5 | 28 | 45 | 62.2 | 156 | 6.5 |
| 1971-72 | 28 | 236 | 409 | 57.7 | 130 | 186 | 69.9 | 602 | 21.5 |
| 1972-73 | 28 | 243 | 434 | 56.0 | 76 | 110 | 69.1 | 562 | 20.1 |
| Totals | 80 | 543 | 965 | 56.3 | 234 | 341 | 68.6 | 1320 | 16.5 |


30 - SAM BOWIE - 1,285 POINTS


| YEAR | G | FGM | FGA | PCT. | FTM | FTA | PCT. | TP | Avg. |
|---------------|-----------|------------|------------|-------------|------------|------------|-------------|-------------|-------------|
| 1979-80 | 34 | 165 | 311 | 53.1 | 110 | 144 | 76.4 | 440 | 12.9 |
| 1980-81 | 28 | 185 | 356 | 52.0 | 118 | 164 | 72.0 | 488 | 17.4 |
| 1983-84 | 34 | 133 | 258 | 51.6 | 91 | 126 | 72.2 | 357 | 10.5 |
| Totals | 96 | 483 | 925 | 52.2 | 319 | 434 | 73.5 | 1285 | 13.4 |


31 - JIM MASTER - 1,283 POINTS

| YEAR | G | FGM | FGA | PCT. | FTM | FTA | PCT. | TP | Avg. |
|---------------|------------|------------|-------------|-------------|------------|------------|-------------|-------------|-------------|
| 1980-81 | 27 | 64 | 142 | 45.1 | 48 | 56 | 85.7 | 176 | 6.5 |
| 1981-82 | 30 | 153 | 315 | 48.1 | 95 | 106 | 89.6 | 401 | 13.4 |
| 1982-83 | 31 | 166 | 313 | 53.0 | 56 | 69 | 81.2 | 388 | 12.5 |
| 1983-84 | 33 | 129 | 284 | 45.4 | 60 | 74 | 81.1 | 318 | 9.6 |
| Totals | 121 | 512 | 1054 | 48.6 | 259 | 305 | 84.9 | 1283 | 10.6 |

**32 - JOHN PELPHEY - 1,257 POINTS**

| YEAR | G | FGM | FGA | PCT. | 3FG | 3FGA | PCT. | FTM | FTA | PCT. | TP | Avg. |
|---------------|------------|------------|------------|-------------|------------|------------|-------------|------------|------------|-------------|-------------|-------------|
| 1988-89 | 22 | 14 | 24 | 40.0 | 2 | 5 | 40.0 | 8 | 13 | 61.5 | 38 | 1.7 |
| 1989-90 | 28 | 112 | 259 | 43.2 | 44 | 120 | 36.7 | 97 | 129 | 75.2 | 365 | 13.0 |
| 1990-91 | 28 | 131 | 303 | 43.2 | 62 | 164 | 37.8 | 80 | 102 | 78.4 | 404 | 14.4 |
| 1991-92 | 36 | 145 | 296 | 49.0 | 52 | 144 | 36.1 | 108 | 139 | 77.7 | 450 | 12.5 |
| Totals | 114 | 402 | 882 | 45.6 | 160 | 433 | 37.0 | 293 | 383 | 76.5 | 1257 | 11.0 |

**33 - SCOTT PADGETT - 1,252 POINTS**

| YEAR | G | FGM | FGA | PCT. | 3FG | 3FGA | PCT. | FTM | FTA | PCT. | TP | Avg. |
|---------------|------------|------------|------------|-------------|------------|------------|-------------|------------|------------|-------------|-------------|-------------|
| 1994-95 | 14 | 7 | 27 | 25.9 | 4 | 13 | 30.8 | 10 | 12 | 83.3 | 28 | 2.0 |
| 1996-97 | 32 | 100 | 244 | 41.0 | 47 | 138 | 34.1 | 61 | 80 | 76.3 | 308 | 9.6 |
| 1997-98 | 39 | 161 | 338 | 47.6 | 40 | 107 | 37.4 | 87 | 102 | 85.3 | 449 | 11.5 |
| 1998-99 | 37 | 156 | 335 | 46.6 | 61 | 160 | 38.1 | 94 | 138 | 68.1 | 467 | 12.6 |
| Totals | 122 | 424 | 944 | 44.9 | 152 | 418 | 36.4 | 252 | 332 | 75.9 | 1252 | 10.3 |

**34 - DARIUS MILLER - 1,248 POINTS**


| YEAR | G | FGM | FGA | PCT. | 3FG | 3FGA | PCT. | FTM | FTA | PCT. | TP | Avg. |
|---------------|------------|------------|------------|-------------|------------|------------|-------------|------------|------------|-------------|-------------|------------|
| 2008-09 | 36 | 66 | 161 | 41.0 | 18 | 54 | 33.3 | 41 | 51 | 80.4 | 191 | 5.3 |
| 2009-10 | 38 | 86 | 215 | 40.0 | 43 | 128 | 33.6 | 31 | 39 | 79.5 | 246 | 6.5 |
| 2010-11 | 38 | 149 | 312 | 47.8 | 58 | 131 | 44.3 | 58 | 68 | 85.3 | 414 | 10.9 |
| 2011-12 | 40 | 143 | 302 | 47.4 | 56 | 149 | 37.9 | 55 | 69 | 79.7 | 397 | 9.9 |
| Totals | 152 | 444 | 990 | 44.8 | 175 | 462 | 37.9 | 185 | 227 | 81.5 | 1248 | 8.2 |

**35 - JODIE MEEKS - 1,246 POINTS**


| YEAR | G | FGM | FGA | PCT. | 3FG | 3FGA | PCT. | FTM | FTA | PCT. | TP | Avg. |
|---------------|-----------|------------|------------|-------------|------------|------------|-------------|------------|------------|-------------|-------------|-------------|
| 2006-07 | 34 | 95 | 227 | 41.9 | 44 | 121 | 36.4 | 61 | 68 | 89.7 | 295 | 8.7 |
| 2007-08 | 11 | 27 | 88 | 30.7 | 16 | 50 | 32.0 | 27 | 34 | 79.4 | 97 | 8.8 |
| 2008-09 | 36 | 263 | 568 | 46.3 | 117 | 288 | 40.6 | 211 | 234 | 90.2 | 854 | 23.7 |
| Totals | 81 | 385 | 883 | 43.6 | 177 | 459 | 38.6 | 299 | 336 | 89.0 | 1246 | 15.4 |

**36 - TOM PARKER - 1,238 POINTS**

| YEAR | G | FGM | FGA | PCT. | FTM | FTA | PCT. | TP | Avg. |
|---------------|-----------|------------|-------------|-------------|------------|------------|-------------|-------------|-------------|
| 1969-70 | 25 | 117 | 232 | 50.4 | 26 | 35 | 74.3 | 260 | 10.4 |
| 1970-71 | 28 | 209 | 413 | 50.6 | 74 | 91 | 81.3 | 492 | 17.6 |
| 1971-72 | 27 | 203 | 429 | 47.3 | 80 | 101 | 79.2 | 486 | 18.0 |
| Totals | 80 | 529 | 1074 | 49.3 | 180 | 227 | 79.3 | 1238 | 15.5 |

**37 - DERON FELDHAUS - 1,231 POINTS**

| YEAR | G | FGM | FGA | PCT. | 3FG | 3FGA | PCT. | FTM | FTA | PCT. | TP | Avg. |
|---------------|------------|------------|------------|-------------|------------|------------|-------------|------------|------------|-------------|-------------|------------|
| 1988-89 | 32 | 48 | 100 | 48.0 | 2 | 6 | 33.3 | 20 | 31 | 64.5 | 118 | 3.7 |
| 1989-90 | 28 | 135 | 273 | 49.5 | 32 | 88 | 36.4 | 101 | 134 | 75.4 | 403 | 14.4 |
| 1990-91 | 28 | 106 | 203 | 52.2 | 29 | 74 | 39.2 | 60 | 88 | 69.3 | 301 | 10.8 |
| 1991-92 | 36 | 138 | 290 | 47.6 | 48 | 128 | 37.5 | 85 | 107 | 79.4 | 409 | 11.4 |
| Totals | 124 | 427 | 866 | 49.3 | 111 | 296 | 37.5 | 267 | 360 | 74.2 | 1231 | 9.6 |

**38 - DERRICK HORD - 1,220 POINTS**

| YEAR | G | FGM | FGA | PCT. | FTM | FTA | PCT. | TP | Avg. |
|---------------|------------|------------|-------------|-------------|------------|------------|-------------|-------------|------------|
| 1979-80 | 35 | 78 | 166 | 47.0 | 49 | 64 | 76.6 | 205 | 5.9 |
| 1980-81 | 28 | 97 | 239 | 40.6 | 54 | 72 | 75.0 | 248 | 8.9 |
| 1981-82 | 30 | 194 | 394 | 49.2 | 102 | 131 | 77.9 | 490 | 16.3 |
| 1982-83 | 31 | 106 | 211 | 50.2 | 65 | 79 | 82.3 | 277 | 8.9 |
| Totals | 124 | 475 | 1010 | 47.0 | 270 | 346 | 78.0 | 1220 | 9.8 |


**39 - BILL SPIVEY - 1,213 POINTS**

| YEAR | G | FGM | FGA | PCT. | FTM | FTA | PCT. | TP | Avg. |
|---------------|-----------|------------|-------------|-------------|------------|------------|-------------|-------------|-------------|
| 1949-50 | 30 | 255 | 619 | 36.3 | 128 | 176 | 72.7 | 578 | 19.3 |
| 1950-51 | 33 | 252 | 632 | 39.9 | 131 | 211 | 62.0 | 635 | 19.2 |
| Totals | 63 | 477 | 1251 | 38.1 | 259 | 387 | 66.9 | 1213 | 19.3 |


1,000-Point Scorers


40 - CHUCK HAYES - 1,211 POINTS


| YEAR | G | FGM | FGA | PCT. | 3FG | 3FGA | PCT. | FTM | FTA | PCT. | TP | Avg. |
|---------------|------------|------------|------------|-------------|-----------|-----------|-------------|------------|------------|-------------|-------------|------------|
| 2001-02 | 32 | 67 | 145 | 46.2 | 6 | 22 | 27.3 | 48 | 65 | 73.8 | 188 | 5.9 |
| 2002-03 | 36 | 110 | 225 | 48.9 | 8 | 33 | 24.2 | 82 | 104 | 78.8 | 310 | 8.6 |
| 2003-04 | 32 | 131 | 246 | 53.3 | 3 | 12 | 25.0 | 77 | 113 | 68.1 | 342 | 10.7 |
| 2004-05 | 34 | 144 | 283 | 50.9 | 2 | 11 | 18.2 | 81 | 111 | 73.0 | 371 | 10.9 |
| Totals | 134 | 452 | 899 | 50.3 | 19 | 78 | 24.4 | 288 | 393 | 73.3 | 1211 | 9.0 |


41 - RODRICK RHODES - 1,209 POINTS


| YEAR | G | FGM | FGA | PCT. | 3FG | 3FGA | PCT. | FTM | FTA | PCT. | TP | Avg. |
|---------------|-----------|------------|------------|-------------|-----------|------------|-------------|------------|------------|-------------|-------------|-------------|
| 1992-93 | 33 | 101 | 224 | 45.1 | 27 | 70 | 38.6 | 70 | 101 | 69.3 | 299 | 9.1 |
| 1993-94 | 33 | 142 | 326 | 43.6 | 32 | 117 | 27.4 | 167 | 215 | 77.7 | 483 | 14.6 |
| 1994-95 | 33 | 130 | 333 | 39.0 | 39 | 110 | 35.5 | 128 | 164 | 78.0 | 427 | 12.9 |
| Totals | 99 | 373 | 883 | 42.2 | 98 | 297 | 32.9 | 365 | 480 | 76.0 | 1209 | 12.2 |


42 - WAYNE TURNER - 1,170 POINTS

| YEAR | G | FGM | FGA | PCT. | 3FG | 3FGA | PCT. | FTM | FTA | PCT. | TP | Avg. |
|---------------|------------|------------|------------|-------------|-----------|------------|-------------|------------|------------|-------------|-------------|------------|
| 1995-96 | 35 | 65 | 122 | 53.3 | 1 | 4 | 25.0 | 25 | 40 | 62.5 | 156 | 4.5 |
| 1996-97 | 40 | 112 | 240 | 46.7 | 4 | 15 | 26.7 | 36 | 68 | 52.9 | 264 | 6.6 |
| 1997-98 | 39 | 137 | 285 | 48.1 | 21 | 57 | 36.8 | 67 | 108 | 62.0 | 362 | 9.3 |
| 1998-99 | 37 | 141 | 285 | 49.5 | 12 | 43 | 27.9 | 94 | 137 | 68.6 | 388 | 10.5 |
| Totals | 151 | 455 | 932 | 48.8 | 38 | 119 | 31.9 | 222 | 353 | 62.9 | 1170 | 7.7 |


43 - REGGIE HANSON - 1,167 POINTS

| YEAR | G | FGM | FGA | PCT. | 3FG | 3FGA | PCT. | FTM | FTA | PCT. | TP | Avg. |
|---------------|------------|------------|------------|-------------|-----------|------------|-------------|------------|------------|-------------|-------------|-------------|
| 1987-88 | 16 | 6 | 17 | 35.3 | 0 | 0 | 0.0 | 9 | 10 | 90.0 | 21 | 1.3 |
| 1988-89 | 29 | 114 | 222 | 51.4 | 0 | 0 | 0.0 | 57 | 76 | 75.0 | 285 | 9.8 |
| 1989-90 | 28 | 165 | 332 | 49.7 | 35 | 96 | 36.5 | 94 | 127 | 74.0 | 459 | 16.4 |
| 1990-91 | 28 | 142 | 274 | 51.8 | 15 | 47 | 31.9 | 103 | 145 | 71.0 | 402 | 14.4 |
| Totals | 101 | 427 | 845 | 50.5 | 50 | 143 | 34.9 | 263 | 357 | 73.7 | 1167 | 11.6 |


44 - DERRICK MILLER - 1,156 POINTS

| YEAR | G | FGM | FGA | PCT. | 3FG | 3FGA | PCT. | FTM | FTA | PCT. | TP | Avg. |
|---------------|------------|------------|-------------|-------------|------------|------------|-------------|------------|------------|-------------|-------------|-------------|
| 1986-87 | 29 | 55 | 141 | 39.0 | 35 | 81 | 43.2 | 6 | 14 | 42.9 | 151 | 5.2 |
| 1987-88 | 16 | 8 | 38 | 21.1 | 3 | 24 | 12.5 | 2 | 3 | 66.7 | 21 | 1.3 |
| 1988-89 | 32 | 170 | 373 | 45.6 | 54 | 139 | 38.8 | 52 | 71 | 73.2 | 446 | 13.9 |
| 1989-90 | 28 | 198 | 502 | 39.4 | 99 | 289 | 34.3 | 43 | 57 | 75.4 | 538 | 19.2 |
| Totals | 105 | 431 | 1054 | 40.9 | 191 | 533 | 35.8 | 103 | 145 | 71.0 | 1156 | 11.0 |


45 - VERNON HATTON - 1,153 POINTS


| YEAR | G | FGM | FGA | PCT. | FTM | FTA | PCT. | TP | Avg. |
|---------------|-----------|------------|------------|-------------|------------|------------|-------------|-------------|-------------|
| 1955-56 | 26 | 123 | 249 | 49.4 | 100 | 150 | 66.7 | 346 | 13.3 |
| 1956-57 | 21 | 112 | 255 | 43.9 | 87 | 119 | 73.1 | 311 | 14.8 |
| 1957-58 | 29 | 192 | 458 | 41.9 | 112 | 144 | 77.8 | 496 | 17.1 |
| Totals | 76 | 427 | 962 | 44.4 | 299 | 413 | 72.4 | 1153 | 15.2 |


46 - WALLACE JONES - 1,151 POINTS


| YEAR | G | FGM | FGA | PCT. | FTM | FTA | PCT. | TP | Avg. |
|---------------|------------|------------|-----|------|------------|------------|-------------|-------------|------------|
| 1945-46 | 30 | 105 | | | 80 | 126 | 63.5 | 290 | 9.7 |
| 1946-47 | 29 | 87 | 302 | 28.8 | 43 | 78 | 55.1 | 217 | 7.5 |
| 1947-48 | 36 | 133 | 427 | 31.3 | 69 | 103 | 67.0 | 335 | 9.3 |
| 1948-49 | 32 | 130 | 440 | 29.5 | 49 | 75 | 65.3 | 309 | 9.7 |
| Totals | 127 | 455 | | | 241 | 382 | 63.1 | 1151 | 9.1 |


47 - RANDOLPH MORRIS - 1,123 POINTS


| YEAR | G | FGM | FGA | PCT. | 3FG | 3FGA | PCT. | FTM | FTA | PCT. | TP | Avg. |
|---------------|-----------|------------|------------|-------------|----------|----------|------------|------------|------------|-------------|-------------|-------------|
| 2004-05 | 34 | 105 | 199 | 52.8 | 0 | 0 | 0.0 | 88 | 143 | 61.5 | 298 | 8.8 |
| 2005-06 | 21 | 110 | 181 | 60.8 | 0 | 0 | 0.0 | 59 | 86 | 68.6 | 279 | 13.3 |
| 2006-07 | 34 | 202 | 341 | 59.2 | 0 | 1 | 0.0 | 142 | 208 | 68.3 | 546 | 16.1 |
| Totals | 89 | 417 | 721 | 57.8 | 0 | 1 | 0.0 | 289 | 437 | 66.1 | 1123 | 12.6 |

**48 - JEFF SHEPPARD - 1,091 POINTS**

| YEAR | G | FGM | FGA | Pct. | 3FG | 3FGA | Pct. | FTM | FTA | Pct. | TP | Avg. |
|---------------|------------|------------|------------|-------------|------------|------------|-------------|------------|------------|-------------|-------------|------------|
| 1993-94 | 29 | 40 | 72 | 55.6 | 7 | 19 | 36.8 | 20 | 31 | 64.5 | 107 | 3.7 |
| 1994-95 | 33 | 99 | 225 | 44.0 | 28 | 78 | 35.9 | 49 | 65 | 75.4 | 275 | 8.3 |
| 1995-96 | 34 | 65 | 125 | 52.0 | 22 | 44 | 50.0 | 36 | 58 | 62.1 | 188 | 5.5 |
| 1997-98 | 38 | 186 | 419 | 44.4 | 71 | 189 | 37.6 | 78 | 111 | 70.3 | 521 | 13.7 |
| Totals | 134 | 390 | 841 | 46.4 | 128 | 330 | 38.8 | 183 | 265 | 69.1 | 1091 | 8.1 |

**49 - BILLY RAY LICKERT - 1,076 POINTS**

| YEAR | G | FGM | FGA | Pct. | FTM | FTA | Pct. | TP | Avg. |
|---------------|-----------|------------|------------|-------------|------------|------------|-------------|-------------|-------------|
| 1958-59 | 25 | 126 | 291 | 43.2 | 86 | 117 | 73.5 | 338 | 12.5 |
| 1959-60 | 20 | 110 | 274 | 40.1 | 68 | 95 | 71.6 | 288 | 14.4 |
| 1960-61 | 28 | 166 | 395 | 42.0 | 118 | 152 | 77.6 | 450 | 16.0 |
| Totals | 73 | 402 | 960 | 41.9 | 272 | 364 | 74.7 | 1076 | 14.7 |

**50 - REX CHAPMAN - 1,073 POINTS**

| YEAR | G | FGM | FGA | Pct. | 3FG | 3FGA | Pct. | FTM | FTA | Pct. | TP | Avg. |
|---------------|-----------|------------|------------|-------------|------------|------------|-------------|------------|------------|-------------|-------------|-------------|
| 1986-87 | 29 | 173 | 390 | 44.4 | 68 | 176 | 38.6 | 50 | 68 | 73.5 | 464 | 16.0 |
| 1987-88 | 32 | 231 | 461 | 50.1 | 66 | 159 | 41.5 | 81 | 102 | 79.4 | 609 | 19.0 |
| Totals | 61 | 404 | 851 | 47.5 | 134 | 335 | 40.0 | 131 | 170 | 77.1 | 1073 | 17.6 |

**51 - DIRK MINNIEFIELD - 1,069 POINTS**

| YEAR | G | FGM | FGA | Pct. | FTM | FTA | Pct. | TP | Avg. |
|---------------|------------|------------|------------|-------------|------------|------------|-------------|-------------|------------|
| 1979-80 | 34 | 68 | 142 | 47.9 | 35 | 49 | 71.4 | 171 | 5.0 |
| 1980-81 | 28 | 118 | 213 | 55.4 | 55 | 63 | 87.3 | 291 | 10.4 |
| 1981-82 | 30 | 128 | 251 | 51.0 | 84 | 111 | 75.7 | 340 | 11.3 |
| 1982-83 | 31 | 108 | 199 | 54.3 | 51 | 68 | 75.0 | 267 | 8.6 |
| Totals | 123 | 422 | 805 | 52.4 | 225 | 291 | 77.3 | 1069 | 8.7 |

**52 - TERENCE JONES - 1,064 POINTS**


| YEAR | G | FGM | FGA | Pct. | 3FG | 3FGA | Pct. | FTM | FTA | Pct. | TP | Avg. |
|---------------|-----------|------------|------------|-------------|-----------|------------|-------------|------------|------------|-------------|-------------|-------------|
| 2010-11 | 38 | 206 | 466 | 44.2 | 26 | 79 | 32.9 | 157 | 243 | 64.6 | 595 | 15.7 |
| 2011-12 | 38 | 177 | 354 | 50.0 | 16 | 49 | 32.7 | 99 | 158 | 62.7 | 469 | 12.3 |
| Totals | 76 | 383 | 820 | 46.7 | 42 | 128 | 32.8 | 256 | 401 | 63.8 | 1064 | 14.0 |

**53 - JAMAAL MAGLOIRE - 1,064 POINTS**

| YEAR | G | FGM | FGA | Pct. | FTM | FTA | Pct. | TP | Avg. |
|---------------|------------|------------|------------|-------------|------------|------------|-------------|-------------|------------|
| 1996-97 | 40 | 75 | 153 | 49.0 | 45 | 82 | 54.9 | 195 | 4.9 |
| 1997-98 | 38 | 77 | 158 | 48.7 | 43 | 64 | 67.2 | 197 | 5.2 |
| 1998-99 | 34 | 94 | 177 | 53.1 | 49 | 85 | 57.6 | 237 | 7.0 |
| 1999-00 | 33 | 148 | 296 | 50.0 | 139 | 203 | 68.5 | 435 | 13.2 |
| Totals | 145 | 394 | 784 | 50.3 | 276 | 434 | 63.6 | 1064 | 7.3 |

**54 - ERIK DANIELS - 1,053 POINTS**

| YEAR | G | FGM | FGA | Pct. | 3FG | 3FGA | Pct. | FTM | FTA | Pct. | TP | Avg. |
|---------------|------------|------------|------------|-------------|-----------|-----------|-------------|------------|------------|-------------|-------------|------------|
| 2000-01 | 33 | 64 | 133 | 56.6 | 5 | 18 | 27.8 | 38 | 63 | 60.3 | 171 | 5.2 |
| 2001-02 | 36 | 46 | 110 | 41.8 | 3 | 19 | 15.8 | 17 | 31 | 54.8 | 112 | 3.7 |
| 2002-03 | 32 | 136 | 240 | 56.7 | 4 | 13 | 30.8 | 29 | 46 | 63.0 | 305 | 9.5 |
| 2003-04 | 32 | 201 | 346 | 58.1 | 7 | 23 | 30.4 | 56 | 89 | 62.9 | 465 | 14.5 |
| Totals | 127 | 447 | 809 | 55.3 | 19 | 73 | 26.0 | 140 | 229 | 61.1 | 1053 | 8.3 |

**55 - JIM LINE - 1,041 POINTS**

| YEAR | G | FGM | FGA | Pct. | FTM | FTA | Pct. | TP | Avg. |
|---------------|------------|------------|-------------|-------------|------------|------------|-------------|-------------|------------|
| 1946-47 | 35 | 86 | 209 | 41.1 | 27 | 40 | 67.5 | 199 | 5.7 |
| 1947-48 | 38 | 107 | 296 | 36.1 | 51 | 62 | 82.2 | 265 | 7.0 |
| 1948-49 | 32 | 70 | 195 | 35.8 | 43 | 51 | 84.3 | 183 | 5.7 |
| 1949-50 | 30 | 155 | 369 | 42.0 | 84 | 122 | 69.6 | 394 | 13.1 |
| Totals | 135 | 418 | 1069 | 39.1 | 205 | 275 | 74.5 | 1041 | 7.7 |

1,000-Point Scorers




56 - BOB BURROW - 1,023 POINTS

| YEAR | G | FGM | FGA | PCT. | FTM | FTA | PCT. | TP | AVG. |
|---------------|-----------|------------|------------|-------------|------------|------------|-------------|-------------|-------------|
| 1954-55 | 26 | 198 | 473 | 41.9 | 99 | 159 | 62.3 | 495 | 19.0 |
| 1955-56 | 25 | 207 | 463 | 44.7 | 114 | 171 | 66.7 | 528 | 21.1 |
| Totals | 51 | 405 | 936 | 43.3 | 213 | 330 | 64.5 | 1023 | 20.1 |




57 - DORON LAMB - 1,018 POINTS

| YEAR | G | FGM | FGA | PCT. | 3FG | 3FGA | PCT. | FTM | FTA | PCT. | TP | AVG. |
|---------------|-----------|------------|------------|-------------|------------|------------|-------------|------------|------------|-------------|-------------|-------------|
| 2010-11 | 38 | 161 | 324 | 49.7 | 68 | 140 | 48.6 | 79 | 100 | 79.0 | 469 | 12.3 |
| 2011-12 | 40 | 175 | 369 | 47.4 | 76 | 163 | 46.6 | 123 | 149 | 82.6 | 549 | 13.7 |
| Totals | 78 | 336 | 693 | 48.5 | 144 | 303 | 47.5 | 202 | 249 | 81.1 | 1018 | 13.1 |




58 - RON MERCER - 1,013 POINTS

| YEAR | G | FGM | FGA | PCT. | 3FG | 3FGA | PCT. | FTM | FTA | PCT. | TP | AVG. |
|---------------|-----------|------------|------------|-------------|-----------|------------|-------------|------------|------------|-------------|-------------|-------------|
| 1995-96 | 36 | 107 | 234 | 45.7 | 23 | 68 | 33.8 | 51 | 65 | 78.5 | 288 | 8.0 |
| 1996-97 | 40 | 297 | 603 | 49.3 | 49 | 141 | 34.8 | 82 | 105 | 78.1 | 725 | 18.1 |
| Totals | 76 | 404 | 837 | 48.3 | 72 | 209 | 34.4 | 133 | 170 | 78.2 | 1013 | 13.3 |



59 - JIMMY DAN CONNER - 1,009 POINT

| YEAR | G | FGM | FGA | PCT. | FTM | FTA | PCT. | TP | AVG. |
|---------------|-----------|------------|------------|-------------|------------|------------|-------------|-------------|-------------|
| 1972-73 | 28 | 136 | 286 | 47.6 | 41 | 66 | 62.1 | 313 | 11.2 |
| 1973-74 | 26 | 128 | 246 | 52.0 | 56 | 83 | 67.5 | 312 | 12.0 |
| 1974-75 | 31 | 171 | 338 | 50.6 | 42 | 69 | 60.9 | 384 | 12.4 |
| Totals | 85 | 435 | 870 | 50.0 | 139 | 218 | 63.8 | 1009 | 11.9 |



60 - BOBBY WATSON - 1,001 POINTS

| YEAR | G | FGM | FGA | PCT. | FTM | FTA | PCT. | TP | AVG. |
|---------------|-----------|------------|-------------|-------------|------------|------------|-------------|-------------|-------------|
| 1949-50 | 30 | 84 | 269 | 31.2 | 59 | 90 | 65.5 | 227 | 7.6 |
| 1950-51 | 34 | 151 | 460 | 32.8 | 51 | 68 | 75.0 | 353 | 10.4 |
| 1951-52 | 32 | 184 | 517 | 35.6 | 53 | 80 | 66.2 | 421 | 13.1 |
| Totals | 96 | 419 | 1246 | 33.6 | 163 | 238 | 68.5 | 1001 | 10.4 |

FIELD GOALS

CAREER LEADERS

FIELD GOALS MADE

| Player | Seasons | G | FGA | FGM |
|--------------------|-------------|-----|-------|-----|
| 1. Jack Givens | 1975-78 | 123 | 1,683 | 843 |
| 2. Dan Issel | 1968-70 | 83 | 1,591 | 825 |
| 3. Kevin Grevey | 1973-75 | 84 | 1,490 | 771 |
| 4. Kenny Walker | 1983-86 | 132 | 1,339 | 765 |
| 5. Tony Delk | 1993-96 | 133 | 1,441 | 683 |
| 6. Jamal Mashburn | 1990-93 | 98 | 1,307 | 675 |
| 7. Keith Bogans | 2000-03 | 135 | 1,535 | 671 |
| 8. Alex Groza | 1947-49 | 120 | 1,514 | 667 |
| 9. Tayshaun Prince | 1999-02 | 135 | 1,419 | 648 |
| 10. Mike Casey | 1968-69, 71 | 82 | 1,341 | 647 |

FIELD GOALS ATTEMPTED

| Player | Seasons | G | FGM | FGA |
|---------------------|---------|-----|-----|-------|
| 1. Jack Givens | 1975-78 | 123 | 843 | 1,683 |
| 2. Ralph Beard | 1946-49 | 139 | 606 | 1,597 |
| 3. Dan Issel | 1968-70 | 83 | 825 | 1,591 |
| 4. Alex Groza | 1947-49 | 120 | 667 | 1,514 |
| 5. Cotton Nash | 1962-64 | 78 | 645 | 1,548 |
| 6. Keith Bogans | 2000-03 | 135 | 671 | 1,535 |
| 7. Kevin Grevey | 1973-75 | 84 | 771 | 1,490 |
| 8. Tony Delk | 1993-96 | 133 | 683 | 1,441 |
| 9. Johnny Cox | 1957-59 | 84 | 564 | 1,425 |
| 10. Tayshaun Prince | 1999-02 | 135 | 648 | 1,419 |

FIELD-GOAL PERCENTAGE (MIN. 400 ATTEMPTS)

| Player | Seasons | FGM | FGA | Pct |
|------------------------|---------|-----|-------|-------|
| 1. Marquis Estill | 2001-03 | 365 | 607 | .6013 |
| 2. Willie Cauley-Stein | 2013-15 | 346 | 583 | .5934 |
| 3. Charles Hurt | 1980-83 | 303 | 511 | .5930 |
| 4. Melvin Turpin | 1981-84 | 626 | 1,059 | .5911 |
| 5. Patrick Patterson | 2008-10 | 617 | 1,054 | .5854 |
| 6. Rick Robey | 1975-78 | 533 | 917 | .5812 |
| 7. Randolph Morris | 2005-07 | 417 | 722 | .5776 |
| 8. Kenny Walker | 1983-86 | 765 | 1,339 | .5713 |
| 9. Andre Riddick | 1992-95 | 265 | 465 | .5699 |
| 10. Jim Andrews | 1971-73 | 543 | 965 | .5627 |

SINGLE-SEASON LEADERS

FIELD GOALS MADE

| Player | Season | G | FGA | FGM |
|--------------------|---------|----|-----|-----|
| 1. Dan Issel | 1969-70 | 28 | 667 | 369 |
| 2. Kevin Grevey | 1974-75 | 31 | 592 | 303 |
| 3. Ron Mercer | 1996-97 | 40 | 603 | 297 |
| 4. Dan Issel | 1968-69 | 28 | 534 | 285 |
| 5. Jamal Mashburn | 1991-92 | 36 | 492 | 279 |
| 6. Pat Riley | 1965-66 | 29 | 514 | 265 |
| 7. Cliff Hagan | 1951-52 | 32 | 633 | 264 |
| 8. Jodie Meeks | 2008-09 | 36 | 568 | 263 |
| 9. Kenny Walker | 1985-86 | 36 | 447 | 260 |
| 10. Jamal Mashburn | 1992-93 | 34 | 526 | 259 |
| Alex Groza | 1948-49 | 34 | 612 | 259 |

BY A FRESHMAN

| | | | | |
|-------------------|---------|----|-----|-----|
| 1. Malik Monk | 2016-17 | 38 | 558 | 251 |
| 2. Jamal Murray | 2015-16 | 36 | 538 | 244 |
| 3. Brandon Knight | 2010-11 | 38 | 513 | 217 |
| 4. De'Aaron Fox | 2016-17 | 38 | 447 | 214 |
| 5. Anthony Davis | 2011-12 | 40 | 337 | 210 |

BY A SOPHOMORE

| | | | | |
|----------------------|---------|----|-----|-----|
| 1. Ron Mercer | 1996-97 | 40 | 603 | 297 |
| 2. Jamal Mashburn | 1991-92 | 36 | 492 | 279 |
| 3. Jack Givens | 1975-76 | 30 | 494 | 243 |
| 4. Patrick Patterson | 2008-09 | 34 | 398 | 240 |
| 5. Kevin Grevey | 1972-73 | 28 | 441 | 236 |

BY A JUNIOR

| | | | | |
|-------------------|---------|----|-----|-----|
| 1. Dan Issel | 1968-69 | 28 | 534 | 285 |
| 2. Pat Riley | 1965-66 | 29 | 514 | 265 |
| 3. Cliff Hagan | 1951-52 | 32 | 633 | 264 |
| 4. Jodie Meeks | 2008-09 | 36 | 568 | 263 |
| 5. Jamal Mashburn | 1992-93 | 34 | 526 | 259 |

BY A SENIOR

| | | | | |
|-----------------|---------|----|-----|-----|
| 1. Dan Issel | 1969-70 | 28 | 667 | 369 |
| 2. Kevin Grevey | 1974-75 | 31 | 592 | 303 |
| 3. Kenny Walker | 1985-86 | 36 | 447 | 260 |
| 4. Alex Groza | 1948-49 | 34 | 612 | 259 |
| 5. Cotton Nash | 1963-64 | 27 | 588 | 248 |

FIELD GOALS ATTEMPTED

| Player | Season | G | FGM | FGA |
|-----------------|---------|----|-----|-----|
| 1. Dan Issel | 1969-70 | 28 | 369 | 667 |
| 2. Cliff Hagan | 1951-52 | 32 | 264 | 633 |
| 3. Bill Spivey | 1950-51 | 33 | 252 | 632 |
| 4. Bill Spivey | 1949-50 | 30 | 225 | 619 |
| 5. Alex Groza | 1948-49 | 34 | 259 | 612 |
| 6. Ron Mercer | 1996-97 | 40 | 297 | 603 |
| 7. Kevin Grevey | 1974-75 | 31 | 303 | 592 |
| 8. Cotton Nash | 1963-64 | 27 | 248 | 588 |
| 9. Jodie Meeks | 2008-09 | 36 | 263 | 568 |
| 10. Malik Monk | 2016-17 | 38 | 251 | 558 |

BY A FRESHMAN

| | | | | |
|-------------------|---------|----|-----|-----|
| 1. Malik Monk | 2016-17 | 38 | 251 | 558 |
| 2. Jamal Murray | 2015-16 | 36 | 244 | 538 |
| 3. Brandon Knight | 2010-11 | 38 | 217 | 513 |
| 4. Terrence Jones | 2010-11 | 38 | 206 | 466 |
| 5. James Young | 2013-14 | 40 | 174 | 450 |

BY A SOPHOMORE

| | | | | |
|-------------------|---------|----|-----|-----|
| 1. Bill Spivey | 1949-50 | 30 | 225 | 619 |
| 2. Ron Mercer | 1996-97 | 40 | 297 | 603 |
| 3. Jack Givens | 1975-76 | 30 | 243 | 494 |
| 4. Jamal Mashburn | 1991-92 | 36 | 279 | 492 |
| 5. Antoine Walker | 1995-96 | 36 | 228 | 492 |

BY A JUNIOR

| | | | | |
|----------------|---------|----|-----|-----|
| 1. Cliff Hagan | 1951-52 | 32 | 264 | 633 |
| 2. Bill Spivey | 1950-51 | 33 | 252 | 632 |
| 3. Jodie Meeks | 2008-09 | 36 | 263 | 568 |
| 4. Ralph Beard | 1947-48 | 38 | 194 | 536 |
| 5. Dan Issel | 1968-69 | 28 | 285 | 534 |

BY A SENIOR

| | | | | |
|-----------------|---------|----|-----|-----|
| 1. Dan Issel | 1969-70 | 28 | 369 | 667 |
| 2. Alex Groza | 1948-49 | 34 | 259 | 612 |
| 3. Kevin Grevey | 1974-75 | 31 | 303 | 592 |
| 4. Cotton Nash | 1963-64 | 27 | 248 | 588 |
| 5. Bobby Watson | 1951-52 | 32 | 184 | 517 |

FIELD-GOAL PERCENTAGE (MIN. 150 ATTEMPTS)

| Player | Season | FGM | FGA | Pct |
|------------------------|---------|-----|-----|------|
| 1. Marcus Lee | 2015-16 | 102 | 150 | .680 |
| 2. Michael Bradley | 1998-99 | 157 | 239 | .657 |
| 3. Rick Robey | 1977-78 | 167 | 263 | .635 |
| 4. Charles Hurt | 1982-83 | 102 | 162 | .630 |
| 5. Marquis Estill | 2001-02 | 111 | 178 | .624 |
| 6. Anthony Davis | 2011-12 | 210 | 337 | .623 |
| 7. Willie Cauley-Stein | 2012-13 | 105 | 169 | .621 |
| 8. Melvin Turpin | 1982-83 | 192 | 311 | .617 |
| 9. Josh Harrellson | 2010-11 | 127 | 208 | .611 |
| 10. Randolph Morris | 2005-06 | 110 | 181 | .608 |

BY A FRESHMAN

| | | | | |
|------------------|---------|-----|-----|------|
| 1. Anthony Davis | 2011-12 | 210 | 337 | .623 |
|------------------|---------|-----|-----|------|

BY A SOPHOMORE

| | | | | |
|--------------------|---------|-----|-----|------|
| 1. Michael Bradley | 1998-99 | 157 | 239 | .657 |
|--------------------|---------|-----|-----|------|

BY A JUNIOR

| | | | | |
|---------------|---------|-----|-----|------|
| 1. Marcus Lee | 2015-16 | 102 | 150 | .680 |
|---------------|---------|-----|-----|------|

BY A SENIOR

| | | | | |
|---------------|---------|-----|-----|------|
| 1. Rick Robey | 1977-78 | 167 | 263 | .635 |
|---------------|---------|-----|-----|------|

SINGLE-GAME LEADERS

FIELD GOALS MADE

| Player, Opponent (Date) | FGM |
|---|-----|
| 1. Dan Issel at Ole Miss (2-7-1970) | 23 |
| 2. Dan Issel at Alabama (2-23-1970) | 19 |
| Dan Issel at LSU (2-21-1970) | 19 |
| Bob Burrow vs. LSU (1-14-1956) | 19 |
| 5. Malik Monk vs. North Carolina (12-17-2016) | 18 |
| Melvin Turpin vs. Georgia (3-8-1984) | 18 |
| Melvin Turpin at Tennessee (1-31-1984) | 18 |
| Jack Givens vs. Duke (3-27-1978) | 18 |
| Dan Issel at Vanderbilt (3-1-1969) | 18 |
| Louie Dampier at Vanderbilt (2-2-1966) | 18 |

FIELD GOALS ATTEMPTED

| Player, Opponent (Date) | FGA |
|---|-----|
| 1. Bill Spivey vs. Georgia Tech (2-18-1950) | 42 |
| 2. Bill Spivey vs. Xavier (2-13-1951) | 41 |

TEAM RECORDS

FIELD GOALS MADE

Game: 60
vs. Georgia (2-27-1956)

Season: 1,238
1996-97

FIELD GOALS ATTEMPTED

Game: 125
vs. Ole Miss (2-8-1964)

Season: 3,465
1947-48

HIGHEST FIELD-GOAL PERCENTAGE

First Half: .786
vs. Ole Miss (1-14-1981) [11 of 14]

Second Half: .875
at Alabama (2-9-1980) [14 of 16]

Game: .765
vs. Notre Dame (12-29-1981) [13 of 17]

Season: .556
1982-83

FIELD-GOAL PERCENTAGE (MIN. 10 ATTEMPTS)

| Player, Opponent (Date) | Pct |
|--|-------|
| 1. Rodney Dent vs. Morehead State (12-17-1993) [12 of 12] | 1.000 |
| Kenny Walker vs. Western Kentucky (3-16-1986) [11 of 11] | 1.000 |
| 3. Jack Givens at Mississippi State (1-31-1977) [11 of 12] | .917 |
| Rick Robey vs. Miami (Ohio) (12-10-1975) [11 of 12] | .917 |
| 5. Anthony Davis vs. Vanderbilt (2-25-2012) [10-11] | .909 |
| Jared Prickett vs. UT Martin (11-26-1994) [10-ff-11] | .909 |
| Travis Ford vs. Wake Forest (3-25-1993) [10 of 11] | .909 |
| LeRon Ellis vs. Austin Peay (12-27-1988) [10 of 11] | .909 |
| Bob Guyette at LSU (1-5-1974) [10 of 11] | .909 |
| 10. Anthony Davis at South Carolina (2-4-2012) [9-10] | .900 |
| Scott Padgett vs. Western Carolina (2-6-1997) [9 of 10] | .900 |
| Jack Givens vs. Alabama (2-20-1978) [9 of 10] | .900 |
| Mike Phillips vs. LSU (1-14-1978) [9 of 10] | .900 |
| Larry Johnson at Florida (1-24-1976) [9 of 10] | .900 |
| DeMarcus Cousins vs. Wake Forest (3-201-2010) [9 of 10] | .900 |

YEAR-BY-YEAR FIELD-GOAL PERCENTAGE

| YEAR | PLAYER | CL. | FGM | FGA | PCT. |
|---------|-------------------|-----|-----|-----|------|
| 1946-47 | James Line | Fr. | 86 | 209 | .411 |
| 1947-48 | Alex Groza | Jr. | 200 | 530 | .377 |
| 1948-49 | Alex Groza | Sr. | 259 | 612 | .423 |
| 1949-50 | James Line | Sr. | 155 | 369 | .420 |
| 1950-51 | Bill Spivey | Jr. | 252 | 632 | .399 |
| 1951-52 | Cliff Hagan | Jr. | 264 | 633 | .417 |
| 1953-54 | Cliff Hagan | Sr. | 234 | 514 | .455 |
| 1954-55 | Bob Burrow | Jr. | 198 | 473 | .419 |
| 1955-56 | Vernon Hatton | So. | 123 | 249 | .494 |
| 1956-57 | Vernon Hatton | Jr. | 112 | 255 | .439 |
| 1957-58 | Vernon Hatton | Sr. | 192 | 458 | .419 |
| 1958-59 | Bennie Coffman | Jr. | 110 | 216 | .509 |
| 1959-60 | Billy Ray Lickert | Jr. | 110 | 274 | .401 |
| 1960-61 | Billy Ray Lickert | Sr. | 166 | 395 | .420 |
| 1961-62 | Larry Pursiful | Sr. | 204 | 400 | .510 |
| 1962-63 | Don Rolfes | So. | 68 | 134 | .507 |
| 1963-64 | Larry Conley | So. | 114 | 231 | .493 |
| 1964-65 | Louie Dampier | So. | 171 | 334 | .512 |
| 1965-66 | Louie Dampier | Jr. | 249 | 482 | .516 |
| 1966-67 | Cliff Berger | Jr. | 98 | 176 | .556 |
| 1967-68 | Mike Casey | So. | 231 | 474 | .489 |
| 1968-69 | Mike Pratt | Jr. | 173 | 321 | .539 |
| 1969-70 | Dan Issel | Sr. | 369 | 667 | .553 |
| 1970-71 | Kent Hollenbeck | Jr. | 113 | 212 | .533 |
| 1971-72 | Jim Andrews | Jr. | 236 | 409 | .577 |
| 1972-73 | Jim Andrews | Sr. | 243 | 434 | .560 |
| 1973-74 | Bob Guyette | Jr. | 138 | 248 | .557 |
| 1974-75 | Rick Robey | Fr. | 135 | 248 | .544 |
| 1975-76 | Mike Phillips | So. | 199 | 367 | .542 |
| 1976-77 | Rick Robey | Jr. | 158 | 276 | .573 |
| 1977-78 | Rick Robey | Sr. | 167 | 263 | .635 |
| 1978-79 | LaVon Williams | Jr. | 119 | 219 | .543 |
| 1979-80 | Sam Bowie | Fr. | 165 | 311 | .531 |
| 1980-81 | Dirk Minniefield | So. | 118 | 213 | .554 |
| 1981-82 | Melvin Turpin | So. | 160 | 275 | .582 |
| 1982-83 | Charles Hurt | Sr. | 102 | 162 | .630 |

| YEAR | PLAYER | CL. | FGM | FGA | PCT. |
|---------|---------------------|-----|-----|-----|------|
| 1983-84 | Melvin Turpin | Sr. | 224 | 378 | .593 |
| 1984-85 | Kenny Walker | Jr. | 246 | 440 | .559 |
| 1985-86 | Kenny Walker | Sr. | 260 | 447 | .582 |
| 1986-87 | Rob Lock | Jr. | 91 | 161 | .565 |
| 1987-88 | Rob Lock | Sr. | 123 | 219 | .562 |
| 1988-89 | LeRon Ellis | So. | 200 | 385 | .519 |
| 1989-90 | Reggie Hanson | Jr. | 165 | 332 | .497 |
| 1990-91 | Deron Feldhaus | Jr. | 106 | 203 | .522 |
| 1991-92 | Jamal Mashburn | So. | 279 | 492 | .567 |
| 1992-93 | Travis Ford | Jr. | 129 | 245 | .527 |
| 1993-94 | Andre Riddick | Jr. | 117 | 207 | .565 |
| 1994-95 | Andre Riddick | Sr. | 68 | 123 | .553 |
| 1995-96 | Walter McCarty | Sr. | 152 | 280 | .543 |
| 1996-97 | Jared Prickett | Sr. | 116 | 211 | .550 |
| 1997-98 | Nazr Mohammed | Jr. | 190 | 318 | .597 |
| 1998-99 | Michael Bradley | So. | 157 | 239 | .657 |
| 1999-00 | Jamaal Magloire | Sr. | 148 | 296 | .500 |
| 2000-01 | Marquis Estill | So. | 85 | 141 | .603 |
| 2001-02 | Marquis Estill | Jr. | 111 | 178 | .624 |
| 2002-03 | Marquis Estill | Sr. | 169 | 288 | .587 |
| 2003-04 | Erik Daniels | Sr. | 201 | 346 | .581 |
| 2004-05 | Randolph Morris | Fr. | 105 | 199 | .528 |
| 2005-06 | Randolph Morris | So. | 110 | 181 | .608 |
| 2006-07 | Randolph Morris | Jr. | 202 | 341 | .592 |
| 2007-08 | Perry Stevenson | So. | 69 | 120 | .575 |
| 2008-09 | Patrick Patterson | So. | 240 | 398 | .603 |
| 2009-10 | Patrick Patterson | Jr. | 215 | 374 | .575 |
| 2010-11 | Josh Harrellson | Sr. | 127 | 208 | .611 |
| 2011-12 | Anthony Davis | Fr. | 210 | 337 | .623 |
| 2012-13 | Willie Cauley-Stein | Fr. | 105 | 169 | .621 |
| 2013-14 | Willie Cauley-Stein | So. | 106 | 178 | .596 |
| 2014-15 | Willie Cauley-Stein | Jr. | 135 | 236 | .572 |
| 2015-16 | Marcus Lee | Jr. | 102 | 150 | .680 |
| 2016-17 | Bam Adebayo | Fr. | 170 | 284 | .599 |

Minimum 130 field goals attempted

INDIVIDUAL RECORDS

FIELD GOALS MADE

Game: 23

Dan Issel at Ole Miss (2-7-1970)

Season: 369

Dan Issel (1969-1970)

Career: 843

Jack Givens (1975-1978)

FIELD GOALS ATTEMPTED

Game: 42

Bill Spivey (2-18-1950)

Season: 667

Dan Issel (1969-1970)

Career: 1,638

Jack Givens (1975-1978)

HIGHEST FIELD-GOAL PERCENTAGE

Game (min. 10 made): 1.000

Rodney Dent vs. Morehead State (12-17-1993) [12 of 12]

Kenny Walker vs. Western Kentucky (3-16-1986) [11 of 11]

Season (min. 100 att.): .680

Marcus Lee (2015-16) [102 of 150]

Career (min. 400 att.): .602

Marquis Estill (2001-03) [365 of 606]

LONGEST FIELD GOAL MADE

Game: 63 feet, 7 inches

Cliff Barker vs. Vanderbilt (2-26-1949 in Alumni Gym)

Other Long Shots on Record

53 ft. 9 in., Ralph Beard vs. Tennessee in 1947-48

53 ft. 6 in., Linville Puckett vs. Mississippi State in 1953-54

48 ft. 2 in., Red Hagan vs. Marquette in 1937-38

47 feet, Vernon Hatton vs. Temple [12-7-1957] that tied the score at the end of the first overtime. UK later won the game in three overtimes, 85-83



Jack Givens holds the career field-goal mark. He made 843 field goals in 1,683 attempts from 1975-78.

FREE THROWS

CAREER LEADERS

FREE THROWS MADE

| Player | Seasons | G | FTA | FTM |
|--------------------|-------------|-----|-----|-----|
| 1. Kenny Walker | 1983-86 | 132 | 733 | 550 |
| 2. Dan Issel | 1968-70 | 83 | 661 | 488 |
| 3. Cotton Nash | 1962-64 | 78 | 652 | 480 |
| 4. Ed Davender | 1985-88 | 129 | 553 | 438 |
| 5. Alex Groza | 1947-49 | 120 | 548 | 410 |
| 6. Winston Bennett | 1984-86, 88 | 133 | 516 | 368 |
| 7. Rodrick Rhodes | 1993-95 | 99 | 480 | 365 |
| 8. Jack Givens | 1975-78 | 132 | 441 | 352 |
| 9. Frank Ramsey | 1951-52, 54 | 91 | 518 | 346 |
| 10. Jamal Mashburn | 1991-93 | 98 | 495 | 345 |

FREE THROWS ATTEMPTED

| Player | Seasons | G | FTM | FTA |
|--------------------|-------------|-----|-----|-----|
| 1. Kenny Walker | 1983-86 | 132 | 550 | 733 |
| 2. Dan Issel | 1968-70 | 83 | 488 | 661 |
| 3. Cotton Nash | 1962-64 | 78 | 480 | 652 |
| 4. Alex Groza | 1947-49 | 120 | 410 | 548 |
| 5. Ed Davender | 1985-88 | 129 | 438 | 553 |
| 6. Frank Ramsey | 1951-52, 54 | 91 | 346 | 518 |
| 7. Winston Bennett | 1984-86, 88 | 133 | 368 | 516 |
| 8. Jamal Mashburn | 1991-93 | 98 | 345 | 495 |
| 9. Ralph Beard | 1946-49 | 139 | 305 | 489 |
| 10. Cliff Hagan | 1951-52, 54 | 77 | 341 | 487 |

FREE-THROW PERCENTAGE (MIN. 200 ATTEMPTS)

| Player | Seasons | FTM | FTA | Pct |
|--------------------|---------|-----|-----|------|
| 1. Jodie Meeks | 2007-09 | 299 | 336 | .890 |
| Kyle Macy | 1978-80 | 331 | 372 | .890 |
| 3. Travis Ford | 1993-94 | 239 | 271 | .882 |
| 4. Jim Master | 1981-84 | 259 | 305 | .849 |
| 5. Tyler Ulis | 2014-16 | 209 | 247 | .846 |
| 6. Richie Farmer | 1989-92 | 207 | 247 | .838 |
| 7. Louie Dampier | 1965-67 | 297 | 356 | .834 |
| 8. Anthony Epps | 1994-97 | 208 | 254 | .819 |
| 9. Darius Miller | 2008-12 | 185 | 227 | .815 |
| 10. Larry Pursiful | 1960-62 | 214 | 263 | .814 |

SINGLE-SEASON LEADERS

FREE THROWS MADE

| Player | Season | G | FTA | FTM |
|------------------|---------|----|-----|-----|
| 1. Kenny Walker | 1984-85 | 31 | 284 | 218 |
| 2. Jodie Meeks | 2008-09 | 36 | 234 | 211 |
| 3. Dan Issel | 1969-70 | 28 | 275 | 210 |
| 4. Julius Randle | 2013-14 | 40 | 289 | 204 |
| 5. Kenny Walker | 1985-86 | 36 | 263 | 201 |
| 6. Alex Groza | 1948-49 | 34 | 248 | 180 |
| 7. Dan Issel | 1968-69 | 28 | 232 | 176 |
| 8. John Wall | 2009-10 | 37 | 232 | 175 |
| 9. Tyler Ulis | 2015-16 | 35 | 195 | 167 |
| Rodrick Rhodes | 1993-94 | 33 | 215 | 167 |

FREE THROWS ATTEMPTED

| Player | Season | G | FTM | FTA |
|---------------------|---------|----|-----|-----|
| 1. Julius Randle | 2013-14 | 40 | 204 | 289 |
| 2. Kenny Walker | 1984-85 | 31 | 218 | 284 |
| 3. Dan Issel | 1969-70 | 28 | 210 | 275 |
| 4. DeMarcus Cousins | 2009-10 | 38 | 162 | 268 |
| 5. Kenny Walker | 1985-86 | 36 | 201 | 263 |
| 6. Alex Groza | 1948-49 | 34 | 180 | 248 |
| 7. Bam Adebayo | 2016-17 | 38 | 154 | 236 |
| Cotton Nash | 1962-63 | 25 | 162 | 236 |
| 9. Cliff Hagan | 1951-52 | 32 | 164 | 235 |
| 10. Jodie Meeks | 2008-09 | 36 | 211 | 234 |

FREE-THROW PERCENTAGE (MIN. 50 ATTEMPTS)

| Player | Season | FGM | FGA | Pct |
|-------------------|--------|-----|-----|------|
| 1. Travis Ford | 1994 | 103 | 113 | .912 |
| Kyle Macy | 1980 | 104 | 114 | .912 |
| 3. Jodie Meeks | 2009 | 211 | 234 | .902 |
| 4. Jodie Meeks | 2007 | 61 | 68 | .897 |
| 5. Jim Master | 1982 | 95 | 106 | .896 |
| 6. Kyle Macy | 1978 | 115 | 129 | .892 |
| 7. Gimel Martinez | 1992 | 68 | 77 | .883 |

| | | | | |
|--------------------|------|-----|-----|------|
| 8. Kent Hollenbeck | 1971 | 82 | 93 | .882 |
| Bennie Coffman | 1960 | 67 | 76 | .882 |
| 10. Travis Ford | 1993 | 104 | 118 | .881 |

CONSECUTIVE FREE THROWS MADE

| Player (Seasons) | FT |
|-------------------------------------|----|
| 1. Travis Ford (1992-93 to 1993-94) | 50 |
| 2. Jim Master (1981-82) | 40 |
| 3. Jodie Meeks (2008-09) | 36 |
| 4. Ed Davender (1987-88) | 33 |
| 5. Kyle Macy (1978-79 to 1979-80) | 32 |

SINGLE-GAME LEADERS

FREE THROWS MADE

| Player, Opponent (Date) | FTM |
|---|-----|
| 1. Dwight Anderson vs. Mississippi State (2-12-1979) | 18 |
| 2. Cotton Nash at Vanderbilt (1-8-1962) | 17 |
| Roger Newman vs. Ohio State (3-18-1961) | 17 |
| Cliff Hagan vs. Temple (12-5-1953) | 17 |
| Cliff Hagan vs. Ole Miss (1-3-1952) | 17 |
| 6. Rodrick Rhodes vs. Ole Miss (1-18-1995) | 16 |
| Jamal Mashburn vs. Eastern Kentucky (12-8-1992) | 16 |
| Kenny Walker vs. Alabama (3-8-1986) | 16 |
| Scotty Baesler at Vanderbilt (1-7-1963) | 16 |
| 10. Nine players with (Tyler Ulis at Arkansas, 1-21-16) | 14 |

FREE THROWS ATTEMPTED

| Player, Opponent (Date) | FTA |
|--|-----|
| 1. Cliff Hagan vs. Temple (12-5-1953) | 24 |
| 2. Dwight Anderson vs. Mississippi State (2-12-1979) | 23 |
| 3. Roger Newman vs. Ohio State (3-18-1961) | 22 |
| 4. Alex Groza vs. Tulane (3-5-1949) | 21 |
| 5. Heshimu Evans vs. Ole Miss (3-5-1999) | 20 |
| Rodrick Rhodes vs. Ole Miss (1-18-1995) | 20 |
| Kenny Walker vs. Kansas (12-31-1984) | 20 |
| Jim Andrews vs. Kentucky (1-10-1972) | 20 |
| Dan Issel vs. Notre Dame (12-27-1969) | 20 |
| Dan Issel vs. Navy (12-19-1969) | 20 |

FREE-THROW PERCENTAGE (MIN. 12 ATTEMPTS)

| Player, Opponent (Date) | Pct |
|---|-------|
| 1. Jodie Meeks at Tennessee (1-13-2009) [14 of 14] | 1.000 |
| Jodie Meeks vs. West Virginia (11-29-2008) [12 of 12] | 1.000 |
| Ramel Bradley vs. Gardner-Webb (11-7-2007) [14 of 14] | 1.000 |
| Travis Ford vs. Ohio State (12-22-1993) [13 of 13] | 1.000 |
| Kyle Macy vs. Vanderbilt (1-19-1980) [12 of 12] | 1.000 |
| Rick Robey vs. Vanderbilt (3-1-1975) [12 of 12] | 1.000 |
| Kevin Grevey at Georgia (2-19-1973) [12 of 12] | 1.000 |
| Dan Issel vs. Miami, Ohio (3-15-1969) [12 of 12] | 1.000 |
| Louie Dampier vs. Oregon State (12-22-1966) [14 of 14] | 1.000 |
| Louie Dampier vs. Florida (1-30-1965) [13 of 13] | 1.000 |
| Cotton Nash vs. Notre Dame (12-29-1962) [12 of 12] | 1.000 |
| Larry Pursiful vs. Kansas State (12-23-1961) [12 of 12] | 1.000 |
| Johnny Cox vs. Maryland (12-15-1956) [12 of 12] | 1.000 |
| Phil Grawemeyer vs. Florida (2-3-1955) [12 of 12] | 1.000 |

TEAM RECORDS

FREE THROWS MADE

Game: 46

at Vanderbilt (1-7-1963)

Season: 781

2013-14

MOST FREE THROWS ATTEMPTED

Game: 56

vs. Mississippi State (2-12-1979)

Season: 1,146

2013-14

HIGHEST FREE-THROW PERCENTAGE

Game (min. 10 attempts): 1.000

vs. Mississippi St. (2-8-1983) [19 of 19]

vs. Duke (3-3-1930) [19 of 19]

vs. Austin Peay (12-19-2009) [18 of 18]

at Ole Miss (1-28-1989) [13 of 13]

vs. Georgia (3-13-1988) [12 of 12]

vs. Florida (2-7-2012) [11 of 11]

vs. Auburn (2-27-1983) [11 of 11]

at Vanderbilt (3-2-1974) [11 of 11]

vs. Alabama (2-1-1934) [11 of 11]

at Alabama (1-18-1989) [10 of 10]

FEWEST FREE THROWS ATTEMPTED

Game: 1

vs. Auburn (3-10-1984)

at Tennessee (1-5-1980)

vs. Georgia (2-8-1975)

YEAR-BY-YEAR FREE-THROW PERCENTAGE

| YEAR | PLAYER | CL. | FT | FTA | PCT. |
|---------|------------------|-----|-----|-----|------|
| 1945-46 | Wilbur Schu | Sr. | 58 | 82 | .707 |
| 1946-47 | Kenneth Rollins | Jr. | 86 | 107 | .803 |
| 1947-48 | Kenneth Rollins | Jr. | 67 | 92 | .728 |
| 1948-49 | Alex Groza | Sr. | 180 | 248 | .725 |
| 1949-50 | Bill Spivey | So. | 128 | 176 | .727 |
| 1950-51 | Shelby Linville | Jr. | 53 | 70 | .757 |
| 1951-52 | Cliff Hagan | Jr. | 164 | 235 | .697 |
| 1953-54 | Bill Evans | Jr. | 49 | 63 | .778 |
| 1954-55 | Bill Evans | Sr. | 81 | 109 | .743 |
| 1955-56 | Bob Burrow | Sr. | 114 | 171 | .667 |
| | Vernon Hatton | So. | 100 | 150 | .667 |
| 1956-57 | Johnny Cox | So. | 138 | 180 | .766 |
| 1957-58 | Vernon Hatton | Sr. | 112 | 144 | .777 |
| 1958-59 | Don Mills | Jr. | 101 | 122 | .827 |
| 1959-60 | Bennie Coffman | Sr. | 67 | 76 | .882 |
| 1960-61 | Larry Pursiful | Jr. | 99 | 118 | .838 |
| 1961-62 | Larry Pursiful | Sr. | 89 | 109 | .816 |
| 1962-63 | Scotty Baesler | Sr. | 59 | 69 | .855 |
| 1963-64 | Terry Mobley | Jr. | 43 | 56 | .767 |
| 1964-65 | Louie Dampier | So. | 84 | 100 | .840 |
| 1965-66 | Tommy Kron | Sr. | 57 | 67 | .851 |
| 1966-67 | Louie Dampier | Sr. | 99 | 119 | .831 |
| 1967-68 | Mike Casey | So. | 79 | 96 | .823 |
| 1968-69 | Dan Issel | Jr. | 176 | 232 | .759 |
| 1969-70 | Dan Issel | Sr. | 210 | 275 | .764 |
| 1970-71 | Kent Hollenbeck | Jr. | 82 | 93 | .882 |
| 1971-72 | Ronnie Lyons | So. | 70 | 80 | .875 |
| 1972-73 | Mike Flynn | So. | 55 | 75 | .733 |
| 1973-74 | Kevin Grevey | Jr. | 83 | 100 | .830 |
| 1974-75 | Rick Robey | Fr. | 51 | 63 | .810 |
| 1975-76 | Jack Givens | So. | 116 | 140 | .829 |
| 1976-77 | Jack Givens | Jr. | 94 | 113 | .832 |
| 1977-78 | Kyle Macy | So. | 115 | 129 | .892 |
| 1978-79 | Kyle Macy | Jr. | 112 | 129 | .868 |
| 1979-80 | Kyle Macy | Sr. | 104 | 114 | .912 |
| 1980-81 | Dirk Minniefield | So. | 55 | 63 | .873 |
| 1981-82 | Jim Master | So. | 95 | 106 | .896 |

| YEAR | PLAYER | CL. | FT | FTA | PCT. |
|---------|-------------------|-----|-----|-----|------|
| 1982-83 | Derrick Hord | Sr. | 65 | 79 | .823 |
| 1983-84 | Jim Master | Sr. | 60 | 74 | .811 |
| 1984-85 | Kenny Walker | Jr. | 218 | 284 | .768 |
| 1985-86 | Ed Davender | So. | 104 | 131 | .794 |
| 1986-87 | Ed Davender | Jr. | 107 | 145 | .738 |
| 1987-88 | Ed Davender | Sr. | 149 | 171 | .871 |
| 1988-89 | Reggie Hanson | So. | 57 | 76 | .750 |
| 1989-90 | Richie Farmer | So. | 50 | 59 | .847 |
| 1990-91 | Richie Farmer | Jr. | 64 | 76 | .842 |
| 1991-92 | Gimel Martinez | So. | 68 | 77 | .883 |
| 1992-93 | Travis Ford | Jr. | 104 | 118 | .881 |
| 1993-94 | Travis Ford | Sr. | 103 | 113 | .912 |
| 1994-95 | Anthony Epps | So. | 58 | 80 | .850 |
| 1995-96 | Tony Delk | Sr. | 88 | 110 | .800 |
| 1996-97 | Anthony Epps | Sr. | 75 | 90 | .833 |
| 1997-98 | Scott Padgett | Jr. | 87 | 102 | .853 |
| 1998-99 | Heshimu Evans | Sr. | 94 | 128 | .734 |
| 1999-00 | Desmond Allison | So. | 53 | 68 | .779 |
| 2000-01 | Tayshaun Prince | Jr. | 97 | 115 | .843 |
| 2001-02 | Chuck Hayes | Fr. | 48 | 65 | .738 |
| 2002-03 | Chuck Hayes | So. | 82 | 104 | .788 |
| 2003-04 | Kelelona Azubuike | So. | 58 | 76 | .763 |
| 2004-05 | Chuck Hayes | Sr. | 81 | 111 | .730 |
| 2005-06 | Ramel Bradley | So. | 46 | 59 | .780 |
| 2006-07 | Jodie Meeks | Fr. | 61 | 68 | .897 |
| 2007-08 | Ramel Bradley | Sr. | 142 | 171 | .830 |
| 2008-09 | Jodie Meeks | Jr. | 211 | 234 | .902 |
| 2009-10 | John Wall | Fr. | 175 | 232 | .754 |
| 2010-11 | Darius Miller | Jr. | 58 | 68 | .853 |
| 2011-12 | Doron Lamb | So. | 123 | 149 | .826 |
| 2012-13 | Julius Mays | Sr. | 55 | 65 | .846 |
| 2013-14 | Aaron Harrison | Fr. | 139 | 176 | .790 |
| 2014-15 | Devin Booker | Fr. | 53 | 64 | .828 |
| 2015-16 | Tyler Ulis | So. | 167 | 195 | .856 |
| 2016-17 | Dominique Hawkins | Sr. | 44 | 53 | .830 |

Minimum 50 free throws attempted



Tyler Ulis' .856 free-throw percentage is the best of the John Calipari era.

INDIVIDUAL RECORDS

FREE THROWS MADE

Game: 18

Dwight Anderson vs. Mississippi State (1-15-1979)

Season: 218

Kenny Walker (1984-1985)

Career: 550

Kenny Walker (1983-1986)

FREE THROWS ATTEMPTED

Game: 24

Cliff Hagan vs. Temple (12-18-1954)

Season: 289

Julius Randle (2013-14)

Career: 733

Kenny Walker (1983-1986)

HIGHEST FREE-THROW PERCENTAGE

Game (min. 10 att.): 1.000

(35 times), most by Louie Dampier vs. Oregon State (12-22-1966); last by Jamal Murray vs. Wright State (11-20-2015) [10-10]

Game (min. 15 att.): .944

Cliff Hagan vs. Ole Miss (1-2-1952) [17 of 18]

Season (min. 50 att.): .912

Kyle Macy (1979-80) [104 of 114]

Career (min. 200 att.): .890

Jodie Meeks (2007-09) [299 of 336]

Kyle Macy (1978-80) [331 of 372]

3-POINT FIELD GOALS

CAREER LEADERS

3-POINT FIELD GOALS MADE

| Player | Seasons | Pct | 3FGA | 3FG |
|--------------------|---------|------|------|-----|
| 1. Tony Delk | 1993-96 | .398 | 712 | 283 |
| 2. Keith Bogans | 2000-03 | .342 | 743 | 254 |
| 3. Tayshaun Prince | 1999-02 | .329 | 621 | 204 |
| 4. Gerald Fitch | 2001-04 | .396 | 502 | 199 |
| 5. Derrick Miller | 1986-90 | .358 | 533 | 191 |
| 6. Travis Ford | 1992-94 | .445 | 427 | 190 |
| 7. Joe Crawford | 2004-08 | .350 | 532 | 186 |
| 8. Jodie Meeks | 2007-09 | .386 | 459 | 177 |
| Ramel Bradley | 2004-08 | .355 | 499 | 177 |
| 10. Darius Miller | 2008-12 | .379 | 462 | 175 |

3-POINT FIELD GOALS ATTEMPTED

| Player | Seasons | Pct | 3FG | 3FGA |
|--------------------|---------|------|-----|------|
| 1. Keith Bogans | 2000-03 | .342 | 254 | 743 |
| 2. Tony Delk | 1993-96 | .398 | 283 | 712 |
| 3. Tayshaun Prince | 1999-02 | .329 | 204 | 621 |
| 4. Derrick Miller | 1986-90 | .358 | 191 | 533 |
| 5. Joe Crawford | 2004-08 | .350 | 186 | 532 |
| 6. Gerald Fitch | 2001-04 | .396 | 199 | 502 |
| 7. Ramel Bradley | 2004-08 | .355 | 177 | 499 |
| 8. Darius Miller | 2008-12 | .379 | 175 | 462 |
| 9. Jodie Meeks | 2007-09 | .386 | 177 | 459 |
| 10. John Pelphey | 1989-92 | .370 | 160 | 433 |

3-POINT FIELD GOALS PERCENTAGE (MIN. 150 ATTEMPTS)

| Player | Seasons | 3FG | 3FGA | Pct |
|-------------------|---------|-----|------|-------|
| 1. Doron Lamb | 2010-12 | 144 | 303 | .4752 |
| 2. Cameron Mills | 1995-98 | 81 | 171 | .4737 |
| 3. Jamal Murray | 2015-16 | 113 | 277 | .4079 |
| 4. Walter McCarty | 1994-96 | 75 | 187 | .4011 |
| 5. Travis Ford | 1992-94 | 190 | 427 | .4450 |
| 6. Rex Chapman | 1987-88 | 134 | 335 | .4000 |
| 7. Derek Anderson | 1994-96 | 61 | 153 | .3987 |
| 8. Derek Willis | 2014-17 | 108 | 271 | .3985 |
| 9. Tony Delk | 1993-96 | 283 | 712 | .3975 |
| 10. Malik Monk | 2016-17 | 104 | 262 | .3969 |

SINGLE-SEASON LEADERS

3-POINT FIELD GOALS MADE

| Player | Season | Pct | 3FGA | 3FG |
|-------------------|---------|------|------|-----|
| 1. Jodie Meeks | 2008-09 | .406 | 288 | 117 |
| 2. Jamal Murray | 2015-16 | .408 | 277 | 113 |
| 3. Malik Monk | 2016-17 | .397 | 262 | 104 |
| 4. Travis Ford | 1992-93 | .529 | 191 | 101 |
| 5. Derrick Miller | 1989-90 | .332 | 298 | 99 |
| 6. Tony Delk | 1993-94 | .374 | 254 | 95 |
| 7. Tony Delk | 1995-96 | .443 | 210 | 93 |
| 8. Brandon Knight | 2010-11 | .377 | 231 | 87 |
| 9. James Young | 2013-14 | .349 | 235 | 82 |
| Patrick Sparks | 2004-05 | .376 | 218 | 82 |
| 11. Keith Bogans | 2002-03 | .383 | 209 | 80 |
| 12. Gerald Fitch | 2003-04 | .401 | 197 | 79 |
| 13. Tony Delk | 1994-95 | .391 | 197 | 77 |
| 14. Doron Lamb | 2011-12 | .466 | 163 | 76 |
| 15. Keith Bogans | 2000-01 | .361 | 205 | 74 |
| 16. Jeff Sheppard | 1997-98 | .376 | 189 | 71 |
| 17. Ramel Bradley | 2006-07 | .367 | 188 | 69 |
| Patrick Sparks | 2005-06 | .385 | 179 | 69 |
| Anthony Epps | 1996-97 | .388 | 178 | 69 |
| 20. Doron Lamb | 2010-11 | .486 | 140 | 68 |
| Rex Chapman | 1986-87 | .386 | 176 | 68 |

3-POINT FIELD GOALS ATTEMPTED

| Player | Season | Pct | 3FG | 3FGA |
|-------------------|---------|------|-----|------|
| 1. Derrick Miller | 1989-90 | .332 | 99 | 298 |
| 2. Jodie Meeks | 2008-09 | .406 | 117 | 288 |
| 3. Jamal Murray | 2015-16 | .408 | 113 | 277 |
| 4. Malik Monk | 2016-17 | .397 | 104 | 262 |
| 5. Tony Delk | 1993-94 | .374 | 95 | 254 |
| 6. James Young | 2013-14 | .349 | 82 | 235 |
| 7. Brandon Knight | 2010-11 | .377 | 87 | 231 |
| 8. Patrick Sparks | 2004-05 | .376 | 82 | 218 |
| 9. Tony Delk | 1995-96 | .443 | 93 | 210 |
| 10. Keith Bogans | 2002-03 | .383 | 80 | 209 |
| 11. Keith Bogans | 2000-01 | .361 | 74 | 205 |

| | | | | |
|---------------------|---------|------|-----|-----|
| 12. Gerald Fitch | 2003-04 | .401 | 79 | 197 |
| 13. Tony Delk | 1994-95 | .391 | 77 | 197 |
| 14. Tayshaun Prince | 2001-02 | .340 | 65 | 191 |
| Travis Ford | 1992-93 | .529 | 101 | 191 |
| 16. Jeff Sheppard | 1997-98 | .376 | 71 | 189 |
| 17. Ramel Bradley | 2006-07 | .367 | 69 | 188 |
| Dale Brown | 1992-93 | .340 | 64 | 188 |
| 19. Aaron Harrison | 2014-15 | .316 | 59 | 187 |
| 20. Joe Crawford | 2006-07 | .350 | 63 | 180 |
| Jamal Mashburn | 1992-93 | .439 | 66 | 180 |

HIGHEST 3-POINT FIELD-GOAL PERCENTAGE (MIN. 100 ATT.)

| Player | Season | 3FG | 3FGA | Pct |
|-------------------|---------|-----|------|------|
| 1. Travis Ford | 1992-93 | 101 | 191 | .529 |
| 2. Doron Lamb | 2010-11 | 68 | 140 | .486 |
| 3. Doron Lamb | 2011-12 | 76 | 163 | .466 |
| 4. Darius Miller | 2010-11 | 58 | 131 | .443 |
| Tony Delk | 1995-96 | 93 | 210 | .443 |
| 6. Derek Willis | 2015-16 | 53 | 120 | .442 |
| 7. Jamal Mashburn | 1991-92 | 58 | 132 | .439 |
| 8. Rex Chapman | 1987-88 | 66 | 159 | .415 |
| 9. Devin Booker | 2014-15 | 58 | 141 | .411 |
| Jeff Brassow | 1993-94 | 46 | 112 | .411 |

SINGLE-GAME LEADERS

3-POINT FIELD GOALS MADE

| Player, Opponent (Date) | 3FGA | 3FG |
|--|------|-----|
| 1. Jodie Meeks, at Tennessee (1-13-2009) | 15 | 10 |
| 2. Eric Bledsoe, East Tennessee St (3-18-2010) | 11 | 9 |
| Jodie Meeks, Appalachian State (12-20-2008) | 14 | 9 |
| Tony Delk, TCU (1-20-1996) | 12 | 9 |
| 4. Malik Monk, North Carolina (12-17-2017) | 12 | 8 |
| Jamal Murray, Florida (2-6-2016) | 10 | 8 |
| Cameron Mills, Florida (2-1-1998) | 14 | 8 |
| Derrick Miller, Tennessee (1-20-1990) | 13 | 8 |
| Derrick Miller, North Carolina (12-27-1989) | 16 | 8 |
| Derrick Miller, Kansas (12-9-1989) | 19 | 8 |

3-POINT FIELD GOALS ATTEMPTED

| Player, Opponent (Date) | 3FGM | 3FGA |
|---|------|------|
| 1. Derrick Miller, Kansas (12-9-1989) | 8 | 19 |
| 2. Derrick Miller, Tennessee Tech (12-6-1989) | 7 | 18 |
| 3. Derrick Miller, LSU (2-15-1990) | 7 | 16 |
| Derrick Miller, North Carolina (12-27-1989) | 7 | 16 |
| Derrick Miller, UL Lafayette (12-23-1989) | 7 | 16 |
| 6. Jodie Meeks, at Tennessee (1-13-2009) | 10 | 15 |
| Jodie Meeks, Tennessee State (12-22-2009) | 8 | 15 |
| Jamal Mashburn, South Carolina (1-4-1992) | 5 | 15 |
| Derrick Miller, Vanderbilt (2-7-1990) | 6 | 15 |
| Derrick Miller, Ole Miss (1-27-1990) | 4 | 15 |

CONSECUTIVE GAMES WITH 3-POINT FIELD GOAL

| Player | Streak |
|-----------------|----------------------------------|
| 1. Jamal Murray | 36 (36 in 2015-16) |
| 2. Tony Delk | 34 (32 in 1993-94, 2 in 1994-95) |
| 3. Travis Ford | 32 (27 in 1992-93, 5 in 1993-94) |
| 4. Keith Bogans | 29 (3 in 2001-02, 27 in 2002-03) |
| 5. Jodie Meeks | 27 (1 in 2007-08, 26 in 2008-09) |

TEAM RECORDS

MOST 3-POINT FIELD GOALS MADE

Game: 21

North Carolina (12-27-1989) [21 of 48]

Season: 340

1992-93 [340 of 862 in 34 games]

MOST 3-POINT FIELD GOALS ATTEMPTED

Game: 53

vs. UL Lafayette (12-23-1989) [15 of 53]

Season: 888

1991-92 [317 of 888 in 36 games]

HIGHEST 3-POINT FIELD-GOAL PERCENTAGE

Game (min. 10 made): .667

vs. Wake Forest (3-25-1993) [16 of 24]

Game (min. 20 made): .571

vs. LSU (3-4-1995) [20 of 35]

Season: .397

1995-96 [266 of 670 in 36 games]

YEAR-BY-YEAR 3-POINT FIELD GOALS MADE

| YEAR | PLAYER | CL. | 3FG | 3FGA | PCT. |
|---------|-----------------|-----|-----|------|------|
| 1986-87 | Derrick Miller | Fr. | 35 | 81 | .432 |
| 1987-88 | Rex Chapman | So. | 66 | 159 | .415 |
| 1988-89 | Derrick Miller | Jr. | 54 | 139 | .388 |
| 1989-90 | John Pelphrey | So. | 44 | 120 | .367 |
| 1990-91 | John Pelphrey | Jr. | 62 | 164 | .378 |
| 1991-92 | Jamal Mashburn | So. | 58 | 132 | .439 |
| 1992-93 | Travis Ford | Jr. | 101 | 191 | .529 |
| 1993-94 | Jeff Brassow | Sr. | 46 | 112 | .411 |
| 1994-95 | Tony Delk | Jr. | 77 | 197 | .391 |
| 1995-96 | Tony Delk | Sr. | 93 | 210 | .443 |
| 1996-97 | Cameron Mills | Jr. | 42 | 79 | .532 |
| 1997-98 | Cameron Mills | Sr. | 38 | 87 | .437 |
| 1998-99 | Scott Padgett | Sr. | 61 | 160 | .381 |
| 1999-00 | Tayshaun Prince | So. | 46 | 150 | .307 |
| 2000-01 | Keith Bogans | So. | 74 | 205 | .361 |
| 2001-02 | Tayshaun Prince | Sr. | 65 | 191 | .340 |

| YEAR | PLAYER | CL. | 3FG | 3FGA | PCT. |
|---------|----------------|-----|-----|------|------|
| 2002-03 | Gerald Fitch | Jr. | 61 | 147 | .415 |
| 2003-04 | Gerald Fitch | Sr. | 79 | 197 | .401 |
| 2004-05 | Patrick Sparks | Jr. | 82 | 218 | .376 |
| 2005-06 | Patrick Sparks | Sr. | 69 | 179 | .385 |
| 2006-07 | Ramel Bradley | Jr. | 69 | 188 | .367 |
| 2007-08 | Ramel Bradley | Sr. | 58 | 153 | .379 |
| 2008-09 | Jodie Meeks | Jr. | 117 | 288 | .406 |
| 2009-10 | Darnell Dodson | So. | 50 | 144 | .347 |
| 2010-11 | Brandon Knight | Fr. | 87 | 231 | .377 |
| 2011-12 | Doron Lamb | So. | 76 | 163 | .466 |
| 2012-13 | Julius Mays | Sr. | 65 | 175 | .371 |
| 2013-14 | James Young | Fr. | 82 | 235 | .349 |
| 2014-15 | Aaron Harrison | So. | 59 | 159 | .316 |
| 2015-16 | Jamal Murray | Fr. | 113 | 277 | .408 |
| 2016-17 | Malik Monk | Fr. | 104 | 262 | .397 |



Jamal Murray set the UK freshman record with 113 made 3-point field goals in 2015-16.

INDIVIDUAL RECORDS

MOST 3-POINT FIELD GOALS MADE

Half: 7

Jamal Murray vs. Ohio State (12-19-2015)
 Jodie Meeks at Tennessee (1-3-2009)
 Tayshaun Prince vs. North Carolina (12-8-2001)
 Derrick Miller vs. Kansas (12-9-1989)

Game: 10

Jodie Meeks at Tenn. (1-3-2009) [10 of 15]

Season: 117

Jodie Meeks (2008-09) [117 of 288]

Career: 283

Tony Delk (1993-96) [283 of 712]

MOST 3-POINT FIELD GOALS ATTEMPTED

Game: 19

Derrick Miller vs. Kansas (12-8-1990)
 [8 of 19]

Season: 289

Derrick Miller (1989-90) [99 of 289]

Career: 712

Tony Delk (1993-96) [283 of 712]

HIGHEST 3-POINT FIELD-GOAL PERCENTAGE

Game (min. 5 att.): 1.000

Ramel Bradley vs. South Carolina (1-26-2008) [5 of 5]; Keith Bogans vs. Tulane (12-10-2002) [5 of 5]; Tayshaun Prince vs. South Carolina (2-3-2001) [5 of 5]; Jamal Mashburn vs. Wake Forest (3-25-1993) [5 of 5]

Season (min. 75 att.): .532

Cameron Mills (1996-97) [42 of 79]

Season (min. 100 att.): .529

Travis Ford (1992-93) [101 of 191]

Career (min. 150 att.): .474

Cameron Mills (1995-98) [81 of 171]

REBOUNDING

CAREER LEADERS

REBOUNDS

| Player | Seasons | G | Avg | Reb |
|-----------------|-------------|-----|------|-------|
| 1. Dan Issel | 1968-70 | 83 | 13.0 | 1,078 |
| 2. Frank Ramsey | 1951-52, 54 | 91 | 11.4 | 1,038 |
| 3. Cliff Hagan | 1951-52, 54 | 77 | 13.4 | 1,035 |
| 4. Johnny Cox | 1957-59 | 84 | 12.0 | 1,004 |
| 5. Cotton Nash | 1962-64 | 78 | 12.3 | 962 |
| 6. Kenny Walker | 1983-86 | 132 | 7.1 | 942 |
| 7. Chuck Hayes | 2002-05 | 134 | 6.8 | 910 |
| 8. Sam Bowie | 1980-81, 84 | 96 | 8.8 | 843 |
| 9. Rick Robey | 1975-78 | 105 | 8.0 | 838 |
| 10. Bob Burrow | 1955-56 | 51 | 16.1 | 823 |

REBOUNDING AVERAGE (MIN. 60 GAMES)

| Player | Seasons | G | Reb | Avg |
|--------------------|-------------|----|-------|------|
| 1. Cliff Hagan | 1951-52, 54 | 77 | 1,035 | 13.4 |
| 2. Dan Issel | 1968-70 | 83 | 1,078 | 13.0 |
| 3. Cotton Nash | 1962-64 | 78 | 962 | 12.3 |
| 4. Johnny Cox | 1957-59 | 84 | 1,004 | 12.0 |
| 5. Frank Ramsey | 1951-52, 54 | 91 | 1,038 | 11.4 |
| 6. Ed Beck | 1956-58 | 78 | 783 | 10.0 |
| 7. Phil Grawemeyer | 1953-56 | 71 | 703 | 9.9 |
| 8. Jim Andrews | 1971-73 | 80 | 783 | 9.8 |
| 9. Don Mills | 1957-59 | 71 | 669 | 9.4 |
| 10. Bill Spivey | 1949-51 | 63 | 567 | 9.0 |

SINGLE-SEASON LEADERS

REBOUNDS

| Player | Season | G | Avg | Reb |
|----------------|---------|----|------|-----|
| 1. Bill Spivey | 1950-51 | 33 | 17.2 | 567 |
| 2. Cliff Hagan | 1951-52 | 32 | 16.5 | 528 |
| 3. Bob Burrow | 1954-55 | 26 | 17.7 | 459 |

| | | | | |
|----------------------|---------|----|------|-----|
| 4. Frank Ramsey | 1950-51 | 34 | 12.8 | 434 |
| 5. Julius Randle | 2013-14 | 40 | 10.4 | 417 |
| 6. Anthony Davis | 2011-12 | 40 | 10.4 | 415 |
| 7. Frank Ramsey | 1951-52 | 32 | 12.0 | 383 |
| 8. Dan Issel | 1968-69 | 28 | 13.6 | 381 |
| 9. Ed Beck | 1956-57 | 27 | 14.1 | 380 |
| 10. DeMarcus Cousins | 2009-10 | 38 | 9.8 | 374 |

REBOUNDING AVERAGE

| Player | Season | G | Reb | Avg |
|----------------|---------|----|-----|------|
| 1. Bob Burrow | 1954-55 | 26 | 459 | 17.7 |
| 2. Bill Spivey | 1950-51 | 33 | 567 | 17.2 |
| 3. Cliff Hagan | 1951-52 | 32 | 528 | 16.5 |
| 4. Bob Burrow | 1955-56 | 25 | 364 | 14.6 |
| 5. Ed Beck | 1956-57 | 27 | 380 | 14.1 |
| 6. Dan Issel | 1968-69 | 28 | 381 | 13.6 |
| 7. Cliff Hagan | 1953-54 | 25 | 338 | 13.5 |
| 8. Cotton Nash | 1961-62 | 26 | 345 | 13.3 |
| 9. Dan Issel | 1969-70 | 28 | 369 | 13.2 |
| 10. Don Mills | 1959-60 | 25 | 323 | 12.9 |

SINGLE-GAME LEADERS

REBOUNDS

| Player, Opponent (Date) | Reb |
|--|-----|
| 1. Bob Burrow, Temple (12-10-1955) | 34 |
| Bill Spivey, Xavier (2-13-1951) | 34 |
| 3. Cotton Nash, Ole Miss (2-8-1964) | 30 |
| Cotton Nash, Temple (12-18-1961) | 30 |
| 5. Dan Issel, LSU (2-22-1969) | 29 |
| 6. Mike Phillips, Tennessee (1-10-1976) | 28 |
| 7. Dan Issel, Xavier (11-30-1968) | 24 |
| Dan Issel, Florida (12-4-1967) | 24 |
| Don Mills, Southern California (12-5-1959) | 24 |

YEAR-BY-YEAR REBOUND LEADERS

| YEAR | PLAYER | CL. | G | REB | AVG |
|---------|----------------|-----|----|-----|------|
| 1950-51 | Bill Spivey | Jr. | 33 | 567 | 17.2 |
| 1951-52 | Cliff Hagan | Jr. | 32 | 528 | 16.5 |
| 1953-54 | Cliff Hagan | Sr. | 25 | 338 | 13.5 |
| 1954-55 | Bob Burrow | Jr. | 26 | 459 | 17.7 |
| 1955-56 | Bob Burrow | Sr. | 25 | 364 | 14.6 |
| 1956-57 | Ed Beck | Jr. | 27 | 380 | 14.1 |
| 1957-58 | Johnny Cox | Jr. | 29 | 365 | 12.6 |
| 1958-59 | Johnny Cox | Sr. | 27 | 329 | 12.2 |
| 1959-60 | Don Mills | Sr. | 25 | 323 | 12.9 |
| 1960-61 | Roger Newman | Sr. | 28 | 265 | 9.5 |
| 1961-62 | Cotton Nash | So. | 26 | 345 | 13.2 |
| 1962-63 | Cotton Nash | Jr. | 25 | 300 | 12.0 |
| 1963-64 | Cotton Nash | Sr. | 27 | 317 | 11.7 |
| 1964-65 | John Adams | Sr. | 25 | 214 | 8.6 |
| 1965-66 | Pat Riley | Jr. | 29 | 259 | 8.9 |
| 1966-67 | Thad Jaracz | Jr. | 26 | 215 | 8.3 |
| 1967-68 | Dan Issel | So. | 27 | 328 | 12.1 |
| 1968-69 | Dan Issel | Jr. | 28 | 381 | 13.6 |
| 1969-70 | Dan Issel | Sr. | 28 | 369 | 13.2 |
| 1970-71 | Tom Payne | So. | 28 | 283 | 10.1 |
| 1971-72 | Jim Andrews | Jr. | 28 | 315 | 11.3 |
| 1972-73 | Jim Andrews | Sr. | 28 | 348 | 12.4 |
| 1973-74 | Bob Guyette | Jr. | 26 | 205 | 7.9 |
| 1974-75 | Rick Robey | Fr. | 31 | 214 | 6.9 |
| 1975-76 | Mike Phillips | So. | 30 | 295 | 9.8 |
| 1976-77 | Rick Robey | Jr. | 30 | 273 | 9.1 |
| 1977-78 | Rick Robey | Sr. | 32 | 261 | 8.2 |
| 1978-79 | LaVon Williams | Jr. | 31 | 213 | 6.9 |
| 1979-80 | Sam Bowie | Fr. | 34 | 276 | 8.1 |
| 1980-81 | Sam Bowie | So. | 28 | 254 | 9.1 |
| 1981-82 | Melvin Turpin | So. | 30 | 212 | 7.1 |
| 1982-83 | Melvin Turpin | Jr. | 31 | 195 | 6.3 |
| 1983-84 | Sam Bowie | Sr. | 34 | 313 | 9.2 |
| 1984-85 | Kenny Walker | Jr. | 31 | 315 | 10.2 |

| YEAR | PLAYER | CL. | G | REB | AVG |
|---------|--------------------|-----|----|-----|------|
| 1985-86 | Kenny Walker | Sr. | 36 | 276 | 7.7 |
| 1986-87 | Richard Madison | Jr. | 29 | 216 | 7.4 |
| 1987-88 | Winston Bennett | Sr. | 33 | 258 | 7.8 |
| 1988-89 | Chris Mills | Fr. | 32 | 277 | 8.7 |
| 1989-90 | Reggie Hanson | Jr. | 28 | 200 | 7.1 |
| 1990-91 | Reggie Hanson | Sr. | 28 | 201 | 7.2 |
| 1991-92 | Jamal Mashburn | So. | 36 | 281 | 7.8 |
| 1992-93 | Jamal Mashburn | Jr. | 34 | 284 | 8.3 |
| 1993-94 | Jared Prickett | So. | 33 | 232 | 7.0 |
| 1994-95 | Mark Pope | Jr. | 33 | 271 | 6.3 |
| 1995-96 | Antoine Walker | So. | 36 | 302 | 8.4 |
| 1996-97 | Jared Prickett | Sr. | 38 | 225 | 5.9 |
| 1997-98 | Nazr Mohammed | Jr. | 39 | 282 | 7.2 |
| 1998-99 | Scott Padgett | Sr. | 37 | 217 | 5.9 |
| 1999-00 | Jamaal Magloire | Sr. | 33 | 300 | 9.1 |
| 2000-01 | Tayshaun Prince | Jr. | 34 | 221 | 6.5 |
| 2001-02 | Tayshaun Prince | Sr. | 32 | 202 | 6.3 |
| 2002-03 | Chuck Hayes | So. | 36 | 244 | 6.8 |
| 2003-04 | Chuck Hayes | Jr. | 32 | 260 | 8.1 |
| 2004-05 | Chuck Hayes | Sr. | 34 | 263 | 7.7 |
| 2005-06 | Rajon Rondo | So. | 34 | 209 | 6.1 |
| 2006-07 | Randolph Morris | Jr. | 34 | 264 | 7.8 |
| 2007-08 | Patrick Patterson | Fr. | 25 | 192 | 7.7 |
| 2008-09 | Patrick Patterson | So. | 34 | 316 | 9.3 |
| 2009-10 | DeMarcus Cousins | Fr. | 38 | 374 | 9.8 |
| 2010-11 | Terrence Jones | Fr. | 38 | 336 | 8.8 |
| 2011-12 | Anthony Davis | Fr. | 40 | 415 | 10.4 |
| 2012-13 | Nerlens Noel | Fr. | 24 | 227 | 9.5 |
| 2013-14 | Julius Randle | Fr. | 40 | 417 | 10.4 |
| 2014-15 | Karl-Anthony Towns | Fr. | 39 | 261 | 6.7 |
| 2015-16 | Marcus Lee | Jr. | 36 | 216 | 6.0 |
| 2016-17 | Bam Adebayo | Fr. | 38 | 304 | 8.0 |

TEAM RECORDS

MOST REBOUNDS

Game: 108

vs. Ole Miss (2-8-1964)

Season: 2,109

1950-51

HIGHEST REBOUNDING AVERAGE

Season: 64.6

1955-56 [1,680 in 26 games]

HIGHEST REBOUNDING MARGIN

Season: 21.5

1955-56

INDIVIDUAL RECORDS

MOST REBOUNDS

Game: 34

Bob Burrow vs. Temple (12-10-1955)

Billy Spivey vs. Xavier (2-13-1951)

Season: 567

Bill Spivey (1950-51)

Career: 1,078

Dan Issel (1968-70)

HIGHEST REBOUNDING AVERAGE

Season: 17.7

Bob Burrow (1954-55) [459 in 26 games]

Career: 16.1

Bob Burrow (1955-56) [823 in 51 games]

STEALS

CAREER LEADERS

| STEALS | | | | |
|-------------------|---------|-----|-----|------|
| Player | Seasons | G | Avg | Stls |
| 1. Wayne Turner | 1996-99 | 151 | 1.6 | 238 |
| 2. Tony Delk | 1993-96 | 133 | 1.5 | 201 |
| 3. Cliff Hawkins | 2001-04 | 126 | 1.6 | 199 |
| 4. Ed Davender | 1985-88 | 129 | 1.5 | 191 |
| 5. Jared Prickett | 1993-97 | 143 | 1.3 | 187 |
| 6. Anthony Epps | 1994-97 | 141 | 1.3 | 184 |
| 7. John Pelphrey | 1989-92 | 114 | 1.5 | 173 |
| 8. Chuck Hayes | 2002-05 | 134 | 1.3 | 170 |
| 9. Rodrick Rhodes | 1993-95 | 99 | 1.6 | 163 |
| 10. Rajon Rondo | 2005-06 | 68 | 2.3 | 156 |
| Dirk Minniefield | 1980-83 | 123 | 1.3 | 156 |

STEALS PER GAME (MIN. 75 STEALS)

| Player | Seasons | G | Stls | Avg |
|-------------------|---------|-----|------|-------|
| 1. Rajon Rondo | 2005-06 | 68 | 156 | 2.294 |
| 2. Derek Anderson | 1996-97 | 55 | 98 | 1.782 |
| 3. Rodrick Rhodes | 1993-95 | 99 | 163 | 1.646 |
| 4. Sean Woods | 1990-92 | 91 | 144 | 1.582 |
| 5. Cliff Hawkins | 2001-04 | 126 | 199 | 1.579 |
| 6. Wayne Turner | 1996-99 | 151 | 238 | 1.576 |
| 7. Jamal Mashburn | 1991-93 | 98 | 153 | 1.561 |
| 8. John Pelphrey | 1989-92 | 114 | 173 | 1.518 |
| 9. Reggie Hanson | 1988-91 | 101 | 153 | 1.515 |
| 10. Tony Delk | 1993-96 | 133 | 201 | 1.511 |

SINGLE-SEASON LEADERS

| STEALS | | | | |
|-----------------|---------|----|-----|------|
| Player | Season | G | Avg | Stls |
| 1. Rajon Rondo | 2004-05 | 34 | 2.6 | 87 |
| 2. Wayne Turner | 1996-97 | 40 | 2.0 | 79 |

| | | | | |
|-------------------|---------|----|-----|----|
| 3. Rodrick Rhodes | 1993-94 | 33 | 2.3 | 76 |
| 4. Cliff Hawkins | 2003-04 | 32 | 2.3 | 74 |
| 5. Rajon Rondo | 2005-06 | 34 | 2.0 | 69 |
| Kyle Macy | 1978-79 | 31 | 2.2 | 69 |
| 7. Anthony Epps | 1996-97 | 40 | 1.7 | 68 |
| 8. Tony Delk | 1995-96 | 36 | 1.9 | 67 |
| 9. John Wall | 2009-10 | 38 | 1.8 | 66 |
| Jared Prickett | 1996-97 | 38 | 1.7 | 66 |
| Ron Mercer | 1996-97 | 40 | 1.7 | 66 |

STEALS PER GAME (MIN. 30 STEALS)

| Player | Season | G | Stls | Avg |
|-------------------|---------|----|------|-------|
| 1. Rajon Rondo | 2004-05 | 34 | 87 | 2.559 |
| 2. Cliff Hawkins | 2003-04 | 32 | 74 | 2.313 |
| 3. Rodrick Rhodes | 1993-94 | 33 | 76 | 2.303 |
| 4. Kyle Macy | 1978-79 | 31 | 69 | 2.226 |
| 5. John Pelphrey | 1991-92 | 28 | 61 | 2.179 |
| Reggie Hanson | 1989-90 | 28 | 61 | 2.179 |
| 7. Nerlens Noel | 2012-13 | 24 | 50 | 2.083 |
| 8. Rajon Rondo | 2005-06 | 34 | 69 | 2.029 |
| 9. Wayne Turner | 1996-97 | 40 | 79 | 1.975 |
| 10. Tony Delk | 1993-94 | 34 | 64 | 1.882 |

SINGLE-GAME LEADERS

| STEALS | | | | |
|-------------------|--------------------------------|--|--|------|
| Player | Opponent (Date) | | | Stls |
| 1. Rajon Rondo | Mississippi State (2-19-2005) | | | 8 |
| Wayne Turner | George Washington (11-24-1997) | | | 8 |
| 3. Jared Prickett | Tennessee (3-12-1993) | | | 7 |
| Reggie Hanson | Ole Miss (2-16-1991) | | | 7 |
| John Pelphrey | LSU (2-15-1990) | | | 7 |
| Winston Bennett | Mississippi State (1-16-1985) | | | 7 |

YEAR-BY-YEAR STEALS LEADERS

| YEAR | PLAYER | CL. | G | STLS | AVG |
|---------|------------------|-----|----|------|-----|
| 1978-79 | Kyle Macy | Jr. | 31 | 69 | 2.2 |
| 1979-80 | Kyle Macy | Sr. | 35 | 58 | 1.7 |
| 1980-81 | Dirk Minniefield | So. | 28 | 35 | 1.3 |
| 1981-82 | Dirk Minniefield | Jr. | 30 | 42 | 1.4 |
| 1982-83 | Dirk Minniefield | Sr. | 31 | 45 | 1.5 |
| 1983-84 | Kenny Walker | So. | 34 | 31 | 0.9 |
| 1984-85 | Ed Davender | Fr. | 31 | 33 | 1.1 |
| 1985-86 | Ed Davender | So. | 36 | 59 | 1.6 |
| 1986-87 | James Blackmon | Sr. | 29 | 50 | 1.7 |
| 1987-88 | Rex Chapman | So. | 32 | 53 | 1.7 |
| 1988-89 | Reggie Hanson | So. | 29 | 47 | 1.6 |
| 1989-90 | Reggie Hanson | Jr. | 28 | 61 | 2.2 |
| | John Pelphrey | So. | 28 | 61 | 2.2 |
| 1990-91 | Sean Woods | Jr. | 27 | 50 | 1.9 |
| 1991-92 | Jamal Mashburn | So. | 36 | 61 | 1.7 |
| | John Pelphrey | Sr. | 36 | 61 | 1.7 |
| 1992-93 | Travis Ford | Jr. | 34 | 56 | 1.6 |
| 1993-94 | Rodrick Rhodes | So. | 33 | 76 | 2.3 |
| 1994-95 | Tony Delk | Jr. | 33 | 53 | 1.6 |
| 1995-96 | Tony Delk | Sr. | 36 | 67 | 1.9 |
| 1996-97 | Wayne Turner | So. | 40 | 79 | 2.0 |
| 1997-98 | Wayne Turner | Jr. | 39 | 62 | 1.6 |
| 1998-99 | Wayne Turner | Sr. | 37 | 57 | 1.5 |
| 1999-00 | Keith Bogans | Fr. | 33 | 47 | 1.4 |
| 2000-01 | Saul Smith | Sr. | 34 | 51 | 1.5 |
| 2001-02 | Cliff Hawkins | So. | 32 | 48 | 1.5 |
| 2002-03 | Keith Bogans | Sr. | 36 | 42 | 1.2 |
| | Chuck Hayes | So. | 36 | 42 | 1.2 |
| | Cliff Hawkins | Jr. | 29 | 42 | 1.4 |
| 2003-04 | Cliff Hawkins | Sr. | 32 | 74 | 2.3 |
| 2004-05 | Rajon Rondo | Fr. | 34 | 87 | 2.6 |
| 2005-06 | Rajon Rondo | So. | 34 | 69 | 2.0 |
| 2006-07 | Ramel Bradley | Jr. | 34 | 44 | 1.3 |
| 2007-08 | Ramel Bradley | Sr. | 31 | 48 | 1.5 |

| YEAR | PLAYER | CL. | G | STLS | AVG |
|---------|---------------------|-----|----|------|-----|
| 2008-09 | Jodie Meeks | Jr. | 36 | 48 | 1.3 |
| 2009-10 | John Wall | Fr. | 38 | 66 | 1.8 |
| 2010-11 | DeAndre Liggins | Jr. | 38 | 46 | 1.2 |
| 2011-12 | Anthony Davis | Fr. | 40 | 54 | 1.4 |
| 2012-13 | Nerlens Noel | Fr. | 24 | 50 | 2.1 |
| 2013-14 | Willie Cauley-Stein | So. | 37 | 44 | 1.2 |
| 2014-15 | Willie Cauley-Stein | Jr. | 39 | 47 | 1.2 |
| 2015-16 | Tyler Ulis | So. | 35 | 51 | 1.5 |
| 2016-17 | De'Aaron Fox | Fr. | 36 | 53 | 1.5 |

TEAM RECORDS

MOST STEALS

Game: 23

vs. Tennessee-Martin (11-26-1994)
vs. Mississippi State (1-9-1991)

Season: 480

1996-97

INDIVIDUAL RECORDS

MOST STEALS

Game: 8

Rajon Rondo vs. Mississippi State (2-19-2005)

Wayne Turner vs. George Washington (11-24-1997)

Season: 87

Rajon Rondo (2004-05)

Career: 238

Wayne Turner (1996-99)

MOST STEALS PER GAME

Season: 2.56

Rajon Rondo (2004-05) [87 in 34 games]

Career: 2.29

Rajon Rondo (2005-06) [156 in 68 games]

BLOCKS

CAREER LEADERS

| BLOCKS | | | | |
|------------------------|----------------|-----|-----|------|
| Player | Seasons | G | Avg | Blks |
| 1. Jamaal Magloire | 1997-00 | 145 | 1.8 | 268 |
| 2. Willie Cauley-Stein | 2013-15 | 105 | 2.2 | 233 |
| 3. Melvin Turpin | 1981-84 | 123 | 1.8 | 226 |
| 4. Sam Bowie | 1980-81, 84 | 96 | 2.3 | 218 |
| 5. Andre Riddick | 1992-95 | 126 | 1.7 | 212 |
| 6. Anthony Davis | 2011-2012 | 40 | 4.7 | 186 |
| 7. Perry Stevenson | 2007-10 | 134 | 1.2 | 159 |
| 8. Jules Camara | 1999-00, 02-03 | 136 | 1.1 | 155 |
| 9. Patrick Patterson | 2008-10 | 97 | 1.6 | 152 |
| 10. Marquis Estill | 2001-03 | 100 | 1.4 | 143 |

BLOCKS PER GAME (MIN. 75 BLOCKS)

| Player | Seasons | G | Blks | Avg |
|------------------------|-------------|-----|------|-------|
| 1. Anthony Davis | 2012 | 40 | 186 | 4.650 |
| 2. Nerlens Noel | 2013 | 24 | 106 | 4.417 |
| 3. Sam Bowie | 1980-81, 84 | 96 | 218 | 2.271 |
| 4. Karl-Anthony Towns | 2014-15 | 39 | 88 | 2.256 |
| 5. Willie Cauley-Stein | 2013-15 | 105 | 233 | 2.219 |
| 6. Jamaal Magloire | 1997-00 | 145 | 268 | 1.848 |
| 7. Melvin Turpin | 1981-84 | 123 | 226 | 1.837 |
| 8. Andre Riddick | 1992-95 | 126 | 212 | 1.683 |
| 9. Patrick Patterson | 2008-10 | 97 | 152 | 1.567 |
| 10. Nazr Mohammed | 1996-98 | 94 | 135 | 1.436 |

SINGLE-SEASON LEADERS

| BLOCKS | | | | |
|------------------------|---------|----|-----|------|
| Player | Season | G | Avg | Blks |
| 1. Anthony Davis | 2011-12 | 40 | 4.7 | 186 |
| 2. Willie Cauley-Stein | 2013-14 | 37 | 2.9 | 106 |
| Nerlens Noel | 2012-13 | 24 | 4.4 | 106 |
| 4. Karl-Anthony Towns | 2014-15 | 39 | 2.3 | 88 |
| 5. Andre Riddick | 1993-94 | 34 | 2.4 | 83 |
| Melvin Turpin | 1982-83 | 31 | 2.7 | 83 |
| 7. Sam Bowie | 1980-81 | 28 | 2.9 | 80 |
| 8. Jamaal Magloire | 1996-97 | 40 | 2.0 | 79 |
| 9. Nazr Mohammed | 1997-98 | 39 | 1.9 | 75 |
| 10. Sam Bowie | 1979-80 | 34 | 2.1 | 73 |

YEAR-BY-YEAR BLOCK LEADERS

| YEAR | PLAYER | CL. | G | BLKS | AVG |
|-----------------|-----------------|-----|----|------|-----|
| 1978-79 | Freddie Cowan | So. | 31 | 36 | 1.2 |
| 1979-80 | Sam Bowie | Fr. | 34 | 73 | 2.1 |
| 1980-81 | Sam Bowie | So. | 28 | 80 | 2.9 |
| 1981-82 | Melvin Turpin | So. | 30 | 67 | 2.2 |
| 1982-83 | Melvin Turpin | Jr. | 31 | 83 | 2.7 |
| 1983-84 | Sam Bowie | Sr. | 34 | 65 | 1.9 |
| 1984-85 | Kenny Walker | Jr. | 31 | 37 | 1.2 |
| 1985-86 | Kenny Walker | Sr. | 36 | 43 | 1.2 |
| 1986-87 | Rob Lock | Jr. | 29 | 31 | 1.1 |
| 1987-88 | Rob Lock | Sr. | 33 | 32 | 1.0 |
| 1988-89 | LeRon Ellis | So. | 32 | 35 | 1.1 |
| 1989-90 | Reggie Hanson | Jr. | 28 | 40 | 1.4 |
| 1990-91 | Reggie Hanson | Sr. | 28 | 53 | 1.9 |
| 1991-92 | Andre Riddick | Fr. | 28 | 33 | 1.2 |
| 1992-93 | Andre Riddick | So. | 31 | 52 | 1.7 |
| 1993-94 | Andre Riddick | Jr. | 34 | 83 | 2.4 |
| 1994-95 | Andre Riddick | Sr. | 33 | 44 | 1.3 |
| 1995-96 | Walter McCarty | Sr. | 36 | 51 | 1.4 |
| 1996-97 | Jamaal Magloire | Fr. | 40 | 79 | 2.0 |
| 1997-98 | Nazr Mohammed | Jr. | 39 | 75 | 1.9 |
| 1998-99 | Jamaal Magloire | Jr. | 34 | 66 | 1.9 |
| 1999-00 | Jamaal Magloire | Sr. | 33 | 57 | 1.7 |
| 2000-01 | Tayshaun Prince | Jr. | 34 | 37 | 1.1 |
| 2001-02 | Marquis Estill | Jr. | 32 | 43 | 1.3 |
| Tayshaun Prince | Sr. | 32 | 43 | 1.3 | |
| 2002-03 | Marquis Estill | Sr. | 36 | 64 | 1.8 |
| Tayshaun Prince | Sr. | 32 | 43 | 1.3 | |

BLOCKS PER GAME (MIN. 30 BLOCKS)

| Player | Season | G | Blks | Avg |
|-------------------------|---------|----|------|-------|
| 1. Anthony Davis | 2011-12 | 40 | 186 | 4.650 |
| 2. Nerlens Noel | 2012-13 | 24 | 106 | 4.417 |
| 3. Willie Cauley-Stein | 2013-14 | 37 | 106 | 2.864 |
| 4. Sam Bowie | 1980-81 | 28 | 80 | 2.857 |
| 5. Melvin Turpin | 1982-83 | 31 | 83 | 2.677 |
| 6. Andre Riddick | 1993-94 | 34 | 83 | 2.441 |
| 7. Karl-Anthony Towns | 2014-15 | 39 | 88 | 2.256 |
| 8. Melvin Turpin | 1981-82 | 30 | 67 | 2.233 |
| 9. Sam Bowie | 1979-80 | 34 | 73 | 2.147 |
| 10. Willie Cauley-Stein | 2012-13 | 29 | 60 | 2.069 |

SINGLE-GAME LEADERS

| BLOCKS | | | Blks |
|------------------------|-----------------------------|--|------|
| Player | Opponent (Date) | | |
| 1. Nerlens Noel | Ole Miss (1-29-2013) | | 12 |
| 2. Willie Cauley-Stein | Boise State (12-10-2013) | | 9 |
| Willie Cauley-Stein | Providence (12-1-2013) | | 9 |
| Andre Riddick | LSU (3-14-1993) | | 9 |
| Sam Bowie | Vanderbilt (2-21-1981) | | 9 |
| 6. Nerlens Noel | Alabama (1-22-2013) | | 8 |
| Anthony Davis | Tennessee (1-31-2012) | | 8 |
| Anthony Davis | St. John's (12-1-2011) | | 8 |
| Patrick Patterson | Georgia (3-4-2009) | | 8 |
| Andre Riddick | Morehead State (12-17-1993) | | 8 |

TEAM RECORDS

MOST BLOCKS

Game: 18
vs. St. John's (12-1-2011)

Season: 344
2011-12

INDIVIDUAL RECORDS

MOST BLOCKS

Game: 12
Nerlens Noel at Ole Miss (1-29-2013)

Season: 186
Anthony Davis (2011-12)

Career: 268
Jamaal Magloire (1997-2000)

MOST BLOCKS PER GAME

Season: 4.65
Anthony Davis (2011-12) [186 in 40 games]

Career: 4.65
Anthony Davis (2011-12) [186 in 40 games]

ASSISTS

CAREER LEADERS

| ASSISTS | | | | |
|---------------------|---------|-----|-----|------|
| Player | Seasons | G | Avg | Asst |
| 1. Dirk Minniefield | 1980-83 | 123 | 5.3 | 646 |
| 2. Anthony Epps | 1994-97 | 141 | 3.9 | 544 |
| 3. Roger Harden | 1983-86 | 122 | 4.1 | 498 |
| 4. Wayne Turner | 1996-99 | 151 | 3.3 | 494 |
| 5. Sean Woods | 1990-92 | 91 | 5.3 | 482 |
| 6. Kyle Macy | 1978-80 | 98 | 4.8 | 470 |
| 7. Cliff Hawkins | 2001-04 | 126 | 3.7 | 468 |
| 8. Ed Davender | 1985-88 | 129 | 3.4 | 436 |
| 9. Travis Ford | 1992-94 | 100 | 4.3 | 428 |
| 10. Tyler Ulis | 2015-16 | 72 | 5.3 | 381 |
| 11. Saul Smith | 1998-01 | 143 | 2.5 | 363 |
| 12. John Pelphrey | 1989-92 | 114 | 2.9 | 327 |
| 13. Larry Johnson | 1974-77 | 112 | 2.8 | 319 |
| 14. Ramel Bradley | 2004-08 | 128 | 2.5 | 316 |
| 15. Keith Bogans | 2000-03 | 135 | 2.3 | 314 |

ASSISTS PER GAME (MIN. 60 GAMES)

| Player | Seasons | G | Asst | Avg |
|---------------------|---------|-----|------|------|
| 1. Sean Woods | 1990-92 | 91 | 482 | 5.30 |
| 2. Tyler Ulis | 2015-16 | 72 | 381 | 5.29 |
| 3. Dirk Minniefield | 1980-83 | 123 | 646 | 5.25 |
| 4. Kyle Macy | 1978-80 | 98 | 470 | 4.80 |
| 5. Travis Ford | 1992-94 | 100 | 428 | 4.28 |
| 6. Rajon Rondo | 2005-06 | 68 | 285 | 4.19 |
| 7. Roger Harden | 1983-86 | 122 | 498 | 4.08 |
| 8. Anthony Epps | 1994-97 | 141 | 544 | 3.86 |
| 9. Andrew Harrison | 2013-15 | 79 | 298 | 3.77 |
| 10. Cliff Hawkins | 2001-04 | 126 | 468 | 3.71 |

SINGLE-SEASON LEADERS

| ASSISTS | | | | |
|---------------------|---------|----|-----|------|
| Player | Season | G | Avg | Asst |
| 1. Tyler Ulis | 2015-16 | 35 | 7.0 | 246 |
| 2. John Wall | 2009-10 | 37 | 6.5 | 241 |
| 3. Roger Harden | 1985-86 | 36 | 6.4 | 232 |
| 4. Anthony Epps | 1996-97 | 40 | 4.8 | 193 |
| Travis Ford | 1993-94 | 33 | 5.9 | 193 |
| 6. Marquis Teague | 2011-12 | 40 | 4.8 | 191 |
| 7. Dirk Minniefield | 1981-82 | 30 | 6.3 | 188 |
| 8. Dirk Minniefield | 1982-83 | 31 | 5.8 | 181 |
| 9. Kyle Macy | 1977-78 | 32 | 5.6 | 178 |

| | | | | |
|---------------------|---------|----|-----|-----|
| 10. Anthony Epps | 1995-96 | 36 | 4.9 | 175 |
| 11. Wayne Turner | 1997-98 | 39 | 4.4 | 173 |
| 12. Rajon Rondo | 2005-06 | 34 | 4.9 | 167 |
| Sean Woods | 1991-92 | 36 | 4.6 | 167 |
| 14. Cliff Hawkins | 2003-04 | 32 | 5.2 | 166 |
| Travis Ford | 1992-93 | 34 | 4.9 | 166 |
| 16. De'Aaron Fox | 2016-17 | 36 | 4.6 | 165 |
| 17. Sean Woods | 1989-90 | 28 | 5.9 | 164 |
| 18. Kyle Macy | 1979-80 | 35 | 4.7 | 163 |
| 19. Andrew Harrison | 2013-14 | 40 | 4.0 | 159 |
| Brandon Knight | 2010-11 | 38 | 4.2 | 159 |

ASSISTS PER GAME

| Player | Season | G | Asst | Avg |
|----------------------|---------|----|------|------|
| 1. Tyler Ulis | 2015-16 | 35 | 246 | 7.03 |
| 2. John Wall | 2009-10 | 37 | 241 | 6.50 |
| 3. Roger Harden | 1985-86 | 36 | 232 | 6.44 |
| 4. Dirk Minniefield | 1981-82 | 30 | 188 | 6.27 |
| 5. Sean Woods | 1989-90 | 28 | 164 | 5.86 |
| 6. Travis Ford | 1993-94 | 33 | 193 | 5.85 |
| 7. Dirk Minniefield | 1982-83 | 31 | 181 | 5.84 |
| 8. Sean Woods | 1990-91 | 27 | 151 | 5.59 |
| 9. Kyle Macy | 1977-78 | 32 | 178 | 5.56 |
| 10. Dirk Minniefield | 1980-81 | 28 | 151 | 5.39 |

SINGLE-GAME LEADERS

| ASSISTS | | Player, Opponent (Date) | Asst |
|---------|---|-------------------------|------|
| 1. | John Wall, Hartford (12-29-2009) | | 16 |
| 2. | Travis Ford, Eastern Kentucky (12-8-1993) | | 15 |
| 3. | Tyler Ulis, LSU (3-5-2016) | | 14 |
| | John Wall, UNC Asheville (11-30-2009) | | 14 |
| | Dickey Beal, BYU (3-17-1984) | | 14 |
| | Dirk Minniefield, Villanova (12-4-1982) | | 14 |
| 6. | Anthony Epps, LSU (3-4-1995) | | 13 |
| | Rodrick Rhodes, Morehead State (12-19-1992) | | 13 |
| | Dirk Minniefield, Auburn (2-3-1982) | | 13 |
| | Dirk Minniefield, Mississippi State (1-23-1980) | | 13 |

YEAR-BY-YEAR ASSIST LEADERS

| YEAR | PLAYER | CL. | G | ASST | AVG |
|---------|------------------|-----|----|------|-----|
| 1961-62 | Scotty Baesler | Jr. | 26 | 112 | 4.3 |
| 1962-63 | Cotton Nash | Jr. | 25 | 66 | 2.6 |
| 1963-64 | Larry Conley | So. | 27 | 112 | 4.2 |
| 1964-65 | Larry Conley | Jr. | 25 | 81 | 3.2 |
| 1965-66 | Larry Conley | Sr. | 29 | 100 | 3.4 |
| 1966-67 | Pat Riley | Sr. | 26 | 68 | 2.6 |
| 1967-68 | Mike Pratt | So. | 27 | 82 | 3.0 |
| 1968-69 | Mike Casey | Jr. | 28 | 129 | 4.6 |
| 1969-70 | Mike Pratt | Sr. | 28 | 99 | 3.5 |
| 1970-71 | Larry Steele | Sr. | 24 | 93 | 3.9 |
| 1971-72 | Stan Key | Sr. | 28 | 89 | 3.2 |
| 1972-73 | Jimmy Dan Conner | So. | 28 | 83 | 3.0 |
| 1973-74 | Mike Flynn | Jr. | 26 | 83 | 3.2 |
| 1974-75 | Jimmy Dan Conner | Sr. | 31 | 106 | 3.4 |
| | Mike Flynn | Sr. | 31 | 106 | 3.4 |
| 1975-76 | Larry Johnson | Jr. | 30 | 98 | 3.3 |
| 1976-77 | Larry Johnson | Sr. | 30 | 143 | 4.8 |
| 1977-78 | Kyle Macy | So. | 32 | 178 | 5.6 |
| 1978-79 | Kyle Macy | Jr. | 31 | 129 | 4.2 |
| 1979-80 | Kyle Macy | Sr. | 35 | 163 | 4.7 |
| 1980-81 | Dirk Minniefield | So. | 28 | 151 | 5.4 |
| 1981-82 | Dirk Minniefield | Jr. | 30 | 188 | 6.3 |
| 1982-83 | Dirk Minniefield | Sr. | 31 | 181 | 5.8 |
| 1983-84 | Dickey Beal | Sr. | 30 | 133 | 4.4 |
| 1984-85 | Roger Harden | Jr. | 30 | 142 | 4.7 |

| YEAR | PLAYER | CL. | G | ASST | AVG |
|---------|-----------------|-----|----|------|-----|
| 1985-86 | Roger Harden | Sr. | 36 | 232 | 6.4 |
| 1986-87 | Rex Chapman | Fr. | 29 | 103 | 3.6 |
| 1987-88 | Ed Davender | Sr. | 33 | 131 | 4.0 |
| 1988-89 | Sean Sutton | So. | 31 | 146 | 4.7 |
| 1989-90 | Sean Woods | So. | 28 | 164 | 5.9 |
| 1990-91 | Sean Woods | Jr. | 27 | 151 | 5.6 |
| 1991-92 | Sean Woods | Sr. | 36 | 167 | 4.6 |
| 1992-93 | Travis Ford | Jr. | 34 | 166 | 4.9 |
| 1993-94 | Travis Ford | Sr. | 33 | 193 | 5.8 |
| 1994-95 | Anthony Epps | So. | 33 | 138 | 4.2 |
| 1995-96 | Anthony Epps | Jr. | 36 | 175 | 4.9 |
| 1996-97 | Anthony Epps | Sr. | 40 | 193 | 4.8 |
| 1997-98 | Wayne Turner | Jr. | 39 | 173 | 4.4 |
| 1998-99 | Wayne Turner | Sr. | 37 | 145 | 3.9 |
| 1999-00 | Saul Smith | Jr. | 33 | 115 | 3.5 |
| 2000-01 | Saul Smith | Sr. | 34 | 134 | 3.9 |
| 2001-02 | Cliff Hawkins | So. | 32 | 136 | 4.3 |
| 2002-03 | Cliff Hawkins | Jr. | 29 | 111 | 3.8 |
| 2003-04 | Cliff Hawkins | Sr. | 32 | 166 | 5.2 |
| 2004-05 | Patrick Sparks | Jr. | 34 | 122 | 3.6 |
| 2005-06 | Rajon Rondo | So. | 34 | 167 | 4.9 |
| 2006-07 | Ramel Bradley | Jr. | 34 | 129 | 3.8 |
| 2007-08 | Ramel Bradley | Sr. | 30 | 101 | 3.7 |
| 2008-09 | DeAndre Liggins | Fr. | 33 | 92 | 2.8 |
| | Michael Porter | Jr. | 36 | 92 | 2.6 |

TEAM RECORDS

MOST ASSISTS

Game: 35

vs. San Jose State (3-14-1996)

Season: 783

1995-96

INDIVIDUAL RECORDS

MOST ASSISTS

Game: 16

John Wall vs. Hartford (12-29-2009)

Season: 246

Tyler Ulis (2015-16)

Career: 646

Dirk Minniefield (1980-83)

MOST ASSISTS PER GAME

Season: 7.0

Tyler Ulis (2015-16) [246 in 35 games]

Career: 5.30

Sean Woods (1990-92) [482 in 91 games]

| YEAR | PLAYER | CL. | G | ASST | AVG |
|---------|-----------------|-----|----|------|-----|
| 2009-10 | John Wall | Fr. | 37 | 241 | 6.5 |
| 2010-11 | Brandon Knight | Fr. | 38 | 159 | 4.2 |
| 2011-12 | Marquis Teague | Fr. | 40 | 191 | 4.8 |
| 2012-13 | Julius Mays | Sr. | 33 | 63 | 2.9 |
| 2013-14 | Andrew Harrison | Fr. | 40 | 159 | 4.0 |
| 2014-15 | Andrew Harrison | So. | 39 | 139 | 3.6 |
| 2015-16 | Tyler Ulis | So. | 35 | 246 | 7.0 |
| 2016-17 | De'Aaron Fox | Fr. | 36 | 165 | 4.6 |

MISCELLANEOUS

INDIVIDUAL RECORDS

MOST GAMES PLAYED

Season: 40

Anthony Epps, Jamaal Magloire, Ron Mercer and Wayne Turner (1996-97); Anthony Davis, Michael-Kidd Gilchrist, Doron Lamb, Darius Miller, Marquis Teague, Kyle Wiltjer (2011-12); Aaron Harrison, Andrew Harrison, Alex Poythress, Julius Randle, James Young (2013-14)

Career: 152

Darius Miller (2008-12)

Career (SEC): 72

Kenny Walker (1983-86)

MOST GAMES STARTED

Season: 40

Ron Mercer (1996-97); Anthony Davis, Marquis Teague (2011-12); Aaron Harrison, Julius Randle (2013-14)

Career: 136

Ralph Beard (1946-49)

MOST CONSECUTIVE GAMES STARTED

Career: 110

Chuck Hayes (Feb. 19, 2002 to Mar. 27, 2005); Alex Groza (Nov. 28, 1946 to Mar. 26, 1949)

Career (SEC): 54

Dan Issel (1968-70); Mike Pratt (1968-70); Jack Givens (1975-78)

MOST WINS

Career: 132

Wayne Turner (1996-99)

CAREER LEADERS

DOUBLE-DOUBLES

| Player | Seasons | G | DD |
|----------------------|-------------|-----|----|
| 1. Dan Issel | 1968-70 | 83 | 64 |
| 2. Cotton Nash | 1962-64 | 78 | 44 |
| 3. Jim Andrews | 1971-73 | 80 | 43 |
| 4. Kenny Walker | 1983-86 | 132 | 31 |
| Tom Parker | 1970-72 | 80 | 31 |
| 6. Patrick Patterson | 2008-10 | 97 | 30 |
| Rick Robey | 1975-78 | 105 | 30 |
| 8. Mike Pratt | 1968-70 | 81 | 29 |
| 9. Sam Bowie | 1980-81, 84 | 96 | 27 |
| 10. Jamal Mashburn | 1991-93 | 98 | 26 |

30-POINT GAMES

| Player | Seasons | G | 30+ |
|------------------|---------|-----|-----|
| 1. Dan Issel | 1968-70 | 83 | 31 |
| 2. Cotton Nash | 1962-64 | 78 | 21 |
| 3. Louie Dampier | 1965-67 | 80 | 12 |
| 4. Kevin Grevey | 1973-75 | 84 | 11 |
| 5. Kenny Walker | 1983-86 | 132 | 9 |
| 6. Cliff Hagan | 1951-54 | 77 | 8 |
| 7. Jodie Meeks | 2007-09 | 81 | 7 |
| Jamal Mashburn | 1991-93 | 98 | 7 |
| Jim Andrews | 1971-73 | 80 | 7 |
| Bob Burrow | 1955-56 | 51 | 7 |
| Alex Groza | 1945-49 | 120 | 7 |

GAMES PLAYED

| Player | Seasons | G |
|--------------------|----------------|-----|
| 1. Darius Miller | 2008-12 | 152 |
| 2. Wayne Turner | 1996-99 | 151 |
| 3. Jamaal Magloire | 1997-00 | 145 |
| 4. Saul Smith | 1998-01 | 143 |
| Jared Prickett | 1993-97 | 143 |
| 6. Anthony Epps | 1994-97 | 141 |
| 7. Ralph Beard | 1946-49 | 139 |
| 8. Jules Camara | 1999-00, 02-03 | 136 |
| 9. Keith Bogans | 2000-03 | 135 |
| Tayshaun Prince | 1999-02 | 135 |
| Jim Line | 1947-50 | 135 |

GAMES STARTED

| Player | Seasons | GS |
|--------------------|---------|-----|
| 1. Ralph Beard | 1946-49 | 136 |
| 2. Keith Bogans | 2000-03 | 122 |
| 3. Chuck Hayes | 2002-05 | 111 |
| 4. Alex Groza | 1947-49 | 110 |
| 5. Tayshaun Prince | 1999-02 | 109 |
| Ed Davender | 1985-88 | 109 |
| 7. Gerald Fitch | 2000-03 | 107 |
| Dirk Minniefield | 1980-83 | 107 |
| 9. Tony Delk | 1993-96 | 103 |
| Kenny Walker | 1983-86 | 103 |

SINGLE-SEASON LEADERS

DOUBLE-DOUBLES

| Player | Season | G | DD |
|-----------------------|---------|----|----|
| 1. Dan Issel | 1969-70 | 28 | 26 |
| 2. Julius Randle | 2013-14 | 40 | 24 |
| 3. Dan Issel | 1968-69 | 28 | 22 |
| 4. Jim Andrews | 1972-73 | 28 | 21 |
| 5. Anthony Davis | 2011-12 | 40 | 20 |
| DeMarcus Cousins | 2009-10 | 38 | 20 |
| 7. Jim Andrews | 1971-72 | 28 | 19 |
| 8. Cotton Nash | 1961-62 | 26 | 18 |
| 9. Dan Issel | 1967-68 | 27 | 16 |
| 10. Patrick Patterson | 2008-09 | 34 | 15 |
| Jamaal Magloire | 1999-00 | 33 | 15 |
| Tom Parker | 1971-72 | 27 | 15 |

30-POINT GAMES

| Player | Season | G | 30+ |
|------------------|---------|----|-----|
| 1. Dan Issel | 1969-70 | 28 | 19 |
| 2. Dan Issel | 1968-69 | 28 | 10 |
| 3. Cotton Nash | 1963-64 | 27 | 9 |
| Cotton Nash | 1961-62 | 26 | 9 |
| 5. Jodie Meeks | 2008-09 | 36 | 7 |
| 6. Louie Dampier | 1966-67 | 26 | 6 |
| Bob Burrow | 1955-56 | 25 | 6 |
| Alex Groza | 1948-49 | 34 | 6 |
| 9. Kenny Walker | 1984-85 | 31 | 5 |
| Kevin Grevey | 1974-75 | 31 | 5 |
| Jim Andrews | 1971-72 | 28 | 5 |
| Cliff Hagan | 1951-52 | 32 | 5 |

SINGLE-GAME HIGHS

TRIPLE-DOUBLES

| Player, Opponent (Date) | P | R | A |
|-------------------------------------|----|----|----|
| 1. Isaiah Briscoe (12-29-2016) | 19 | 10 | 11 |
| De'Aaron Fox (11-28-2016) | 14 | 11 | 10 |
| Chris Mills, Austin Peay (12-27-88) | 19 | 10 | 10 |

TEAM RECORDS

MOST GAMES PLAYED

Season: 40

1996-97, 2011-12, 2013-14

MOST WINS

Season: 38

2011-12, 2014-15

FEWEST WINS

Season (20 or more games): 13

1966-67, 1973-74, 1988-89

LONGEST WIN STREAK

Overall: 38 games

Nov. 14, 2014-April 4, 2015

SEC: 51 games

Jan. 28, 1950-Jan. 8, 1955

MOST LOSSES

Season: 19

1988-89 [13-19]

LONGEST LOSING STREAK

Overall: 9 games

1922-23

SEC: 6 games

1988-89

MOST PERSONAL FOULS

Game: 41

vs. Tennessee (1-21-1992)

vs. Ohio (1-12-1948)

Season: 847

1991-92

FEWEST PERSONAL FOULS

Season: 307

1944-45

UK VS. EACH STATE/PROVINCE/COUNTRY

| STATE | RECORD | PCT | STATE | RECORD | PCT | STATE | RECORD | PCT | STATE | RECORD | PCT |
|-------------|--------|-------|---------------|----------|-------|----------------|--------|-------|----------------|--------------------|-------------|
| Alabama | 207-58 | .781 | Illinois | 46-13 | .780 | Missouri | 20-9 | .690 | Pennsylvania | 45-8 | .849 |
| Alaska | 5-0 | 1.000 | Indiana | 98-52 | .653 | Montana | 2-0 | 1.000 | Rhode Island | 4-0 | 1.000 |
| Arizona | 8-3 | .727 | Iowa | 8-3 | .727 | Nebraska | 10-5 | .667 | South Carolina | 69-15 | .821 |
| Arkansas | 33-11 | .750 | Kansas | 33-8 | .805 | Nevada | 4-0 | 1.000 | South Dakota | 1-0 | 1.000 |
| California | 18-10 | .643 | Kentucky | 173-70-1 | .711 | New Hampshire | 3-1 | .750 | Tennessee | 342-118 | .743 |
| Colorado | 3-0 | 1.000 | Louisiana | 134-34 | .798 | New Jersey | 9-2 | .818 | Texas | 41-9 | .820 |
| Connecticut | 3-4 | .429 | Maine | 1-0 | 1.000 | New Mexico | 1-0 | 1.000 | Utah | 13-2 | .867 |
| Delaware | 1-0 | 1.000 | Maryland | 15-6 | .714 | New York | 43-13 | .768 | Virginia | 34-8 | .810 |
| D.C. | 2-2 | .500 | Massachusetts | 14-1 | .933 | North Carolina | 50-35 | .588 | Washington | 5-0 | 1.000 |
| Florida | 115-42 | .732 | Mexico | 4-0 | 1.000 | Ohio | 131-40 | .766 | West Virginia | 28-5 | .848 |
| Georgia | 186-42 | .816 | Michigan | 24-14 | .632 | Oklahoma | 11-2 | .846 | Wisconsin | 12-9 | .571 |
| Hawaii | 3-0 | 1.000 | Minnesota | 4-1 | .800 | Ontario | 4-0 | 1.000 | Wyoming | 2-0 | 1.000 |
| Idaho | 3-0 | 1.000 | Mississippi | 203-33 | .860 | Oregon | 9-0 | 1.000 | Total | 2,237-688-1 | .765 |

STREAKS & OVERTIME

ALL-TIME WINNING STREAKS

OVERALL

Table with 3 columns: No., Began, Ended. Lists winning streaks with dates and scores.

SINGLE SEASON

Table with 3 columns: No., Began, Ended. Lists single-season winning streaks.

HOMECOURT

Table with 3 columns: No., Began, Ended. Lists home court winning streaks.

Table with 3 columns: No., Date, Opponent/Score. Lists specific game results.

BIGGEST WINS

Table with 5 columns: Rank, Margin, Score, Opponent, Site, Date. Lists the largest margin wins.

BIGGEST LOSSES

Table with 5 columns: Rank, Margin, Score, Opponent, Site, Date. Lists the largest margin losses.

* UK registered 25 wins during its undefeated season of 1953-54. The team declined a bid to the NCAA Tournament

** NCAA record

^ Win streak began at Memorial Coliseum due to scheduling conflict at Rupp Arena

OVERTIME

Table with 5 columns: DATE, OPPONENT, W/L, SCORE, OT. Lists games that went into overtime.

Table with 5 columns: DATE, OPPONENT, W/L, SCORE, OT. Lists games that went into overtime.

Table with 5 columns: DATE, OPPONENT, W/L, SCORE, OT. Lists games that went into overtime.

CALIPARI ERA INDIVIDUAL SINGLE-GAME RECORDS

MOST POINTS

| Pts. | Player vs. Opponent | Date |
|------|-------------------------------------|----------|
| 47 | Malik Monk vs. North Carolina | 12-17-16 |
| 39 | De'Aaron Fox vs. UCLA | 3-24-17 |
| 37 | Malik Monk vs. GEORGIA | 1-31-17 |
| 35 | Jamal Murray vs. FLORIDA | 2-6-16 |
| 35 | Terrence Jones vs. AUBURN | 1-11-11 |
| 34 | Malik Monk at Ole Miss | 12-29-16 |
| 33 | Malik Monk vs. FLORIDA | 2-25-17 |
| 33 | Jamal Murray at Vanderbilt | 2-27-16 |
| 33 | Jamal Murray vs. Ohio State | 12-19-15 |
| 32 | Doron Lamb vs. WINTHROP | 12-22-10 |
| 30 | Tyler Ulis vs. Texas A&M | 3-13-16 |
| 30 | Brandon Knight vs. West Virginia | 3-19-11 |
| 29 | Julius Randle vs. BELMONT | 12-21-13 |
| 29 | Terrence Jones vs. Oklahoma | 11-22-10 |
| 29 | Eric Bledsoe vs. East Tennessee St. | 3-18-10 |
| 28 | De'Aaron Fox vs. Alabama | 3-11-17 |
| 28 | Aaron Harrison vs. ROBERT MORRIS | 11-17-13 |
| 28 | Archie Goodwin vs. MOREHEAD ST. | 11-21-12 |
| 28 | Anthony Davis vs. VANDERBILT | 2-25-12 |

SEC: 37, Malik Monk vs. GEORGIA, 1-31-17

Postseason: 39, De'Aaron Fox vs. UCLA, 3-24-17

SEC Tourney: 30, Tyler Ulis vs. Texas A&M, 3-13-16

NCAA Tourney: 39, De'Aaron Fox vs. UCLA, 3-24-17

Rupp Arena: 37, Malik Monk vs. GEORGIA, 1-31-17

On the Road: 34, Malik Monk at Ole Miss, 12-29-16

Neutral: 47, Malik Monk vs. North Carolina, 12-17-16

SEC Road: 34, Malik Monk at Ole Miss, 12-29-16

Ranked Opp.: 47, Malik Monk vs. North Carolina, 12-17-16

Freshman: 47, Malik Monk vs. North Carolina, 12-17-16

Sophomore: 30, Tyler Ulis vs. Texas A&M, 3-13-16

Junior: 25, Derek Willis vs. TENNESSEE, 2-18-16

Senior: 25, Alex Poythress at Alabama, 1-19-16

Opener: 25, Terrence Jones vs. E. TENN. ST., 11-12-10

SEC Opener: 34, Malik Monk at Ole Miss, 12-29-16

***In some cases, the most recent occurrence is listed*

MOST POINTS IN AN SEC GAME

| Pts. | Player vs. Opponent | Date |
|------|------------------------------------|----------|
| 37 | Malik Monk vs. GEORGIA | 1-31-17 |
| 35 | Jamal Murray vs. FLORIDA | 2-6-16 |
| 35 | Terrence Jones vs. AUBURN | 1-11-11 |
| 34 | Malik Monk at Ole Miss | 12-29-16 |
| 33 | Malik Monk vs. FLORIDA | 2-25-17 |
| 33 | Jamal Murray at Vanderbilt | 2-27-16 |
| 28 | Jamal Murray vs. TENNESSEE | 2-18-16 |
| 28 | Anthony Davis vs. VANDERBILT | 2-25-12 |
| 27 | Malik Monk vs. VANDERBILT | 2-28-17 |
| 27 | Malik Monk vs. SOUTH CAROLINA | 1-21-17 |
| 27 | De'Aaron Fox vs. ARKANSAS | 1-7-17 |
| 27 | Tyler Ulis at South Carolina | 2-13-16 |
| 27 | Terrence Jones at LSU | 1-28-12 |
| 27 | Anthony Davis vs. ARKANSAS | 1-17-12 |
| 27 | DeMarcus Cousins at South Carolina | 1-26-10 |
| 26 | Malik Monk vs. TEXAS A&M | 1-3-17 |
| 26 | Jamal Murray at South Carolina | 2-13-16 |
| 26 | Aaron Harrison vs. OLE MISS | 1-6-15 |
| 26 | Andrew Harrison vs. TENNESSEE | 1-18-14 |
| 26 | James Young vs. MISSISSIPPI ST. | 1-8-14 |
| 26 | Kyle Wiltjer at Ole Miss | 1-29-13 |
| 26 | Brandon Knight at Arkansas | 2-23-11 |

MOST POINTS IN A HALF

| Pts. | Player vs. Opponent | Date |
|------|---|----------|
| 30 | Malik Monk ² vs. FLORIDA | 2-25-17 |
| 27 | Malik Monk ¹ vs. North Carolina | 12-17-16 |
| 27 | Jamal Murray ² vs. Ohio State | 12-19-15 |
| 24 | De'Aaron Fox ² vs. UCLA | 3-24-17 |
| 24 | Malik Monk ¹ at Ole Miss | 12-29-16 |
| 23 | Malik Monk ² vs. GEORGIA | 1-31-17 |
| 23 | Julius Randle ² vs. Michigan St. | 11-12-13 |
| 22 | Terrence Jones ² vs. AUBURN | 1-11-11 |
| 22 | Eric Bledsoe ² vs. MOREHEAD ST. | 11-13-09 |

1 - First Half; 2 - Second Half

MOST POINTS OFF THE BENCH

| Pts. | Player vs. Opponent | Date |
|------|------------------------------|----------|
| 35 | Terrence Jones vs. AUBURN | 1-11-11 |
| 32 | Doron Lamb vs. WINTHROP | 12-22-10 |
| 27 | Malik Monk vs. VANDERBILT | 2-28-17 |
| 26 | Kyle Wiltjer at Ole Miss | 1-29-13 |
| 24 | Kyle Wiltjer vs. LOYOLA | 12-22-11 |
| 24 | Doron Lamb at North Carolina | 12-4-10 |
| 23 | Kyle Wiltjer vs. LIPSCOMB | 12-15-12 |
| 20 | Doron Lamb at Ole Miss | 2-1-11 |
| 20 | Doron Lamb vs. E. TENN. ST. | 11-12-10 |

MOST 3-POINTERS MADE

| 3's | Player vs. Opponent | Date |
|-----|-------------------------------|----------|
| 8 | Malik Monk vs. North Carolina | 12-17-16 |
| 8 | Jamal Murray vs. FLORIDA | 2-6-16 |
| 8 | Eric Bledsoe vs. E. Tenn. St. | 3-18-10 |
| 7 | Malik Monk vs. GEORGIA | 1-31-17 |
| 7 | Malik Monk vs. Michigan St. | 11-15-16 |
| 7 | Derek Willis vs. TENNESSEE | 2-18-16 |
| 7 | Jamal Murray vs. Ohio State | 12-19-15 |
| 7 | Kyle Wiltjer vs. LIPSCOMB | 12-15-12 |
| 7 | Kyle Wiltjer vs. LAFAYETTE | 11-16-12 |
| 7 | Doron Lamb vs. WINTHROP | 12-22-10 |

MOST FREE THROWS

| FTs | Player vs. Opponent | Date |
|-----|---------------------------------|----------|
| 14 | Tyler Ulis at Arkansas | 1-21-16 |
| 13 | De'Aaron Fox vs. UCLA | 3-24-17 |
| 13 | Julius Randle at Ole Miss | 2-18-14 |
| 13 | Julius Randle vs. BELMONT | 12-21-13 |
| 12 | Tyler Ulis at Tennessee | 2-2-16 |
| 12 | Dakari Johnson vs. UT ARLINGTON | 11-25-14 |
| 12 | Archie Goodwin at Ole Miss | 1-29-13 |
| 12 | Archie Goodwin vs. MOREHEAD ST. | 11-21-12 |
| 12 | Anthony Davis vs. LOUISVILLE | 12-31-11 |

MOST REBOUNDS

| Rebs | Player vs. Opponent | Date |
|------|---------------------------------------|----------|
| 19 | Michael Kidd-Gilchrist vs. LOUISVILLE | 12-31-11 |
| 18 | Bam Adebayo vs. Northern Kentucky | 3-17-17 |
| 18 | Anthony Davis vs. CHATTANOOGA | 12-17-11 |
| 18 | DeMarcus Cousins vs. LOUISVILLE | 1-2-10 |
| 18 | Patrick Patterson vs. RIDER | 11-21-09 |
| 18 | DeMarcus Cousins vs. SAM HOUSTON ST. | 11-19-09 |
| 17 | Terrence Jones vs. Notre Dame | 12-8-10 |
| 17 | Terrence Jones at Washington | 11-23-10 |
| 16 | Wenyen Gabriel vs. AUBURN | 1-14-17 |
| 16 | Julius Randle vs. LSU | 3-14-14 |
| 16 | Julius Randle vs. UNC ASHEVILLE | 11-8-13 |
| 16 | Nerlens Noel vs. BAYLOR | 12-1-12 |
| 16 | Anthony Davis vs. Kansas | 4-2-12 |
| 16 | Anthony Davis vs. LITTLE ROCK | 1-3-12 |
| 15 | Bam Adebayo vs. FLORIDA | 2-25-17 |
| 15 | Bam Adebayo at Missouri | 2-21-17 |
| 15 | Julius Randle vs. Missouri State | 3-21-14 |
| 15 | Julius Randle at South Carolina | 3-1-14 |
| 15 | Julius Randle vs. LSU | 2-22-14 |
| 15 | Julius Randle vs. CLEVELAND STATE | 11-25-13 |
| 15 | Julius Randle vs. R. MORRIS | 11-17-13 |
| 15 | Anthony Davis vs. ST. JOHN'S | 12-1-11 |
| 15 | Terrence Jones vs. UConn | 4-2-11 |
| 15 | DeMarcus Cousins vs. Tennessee | 3-13-10 |

SEC: 16, Wenyen Gabriel, vs. AUBURN, 1-14-17

Postseason: 18, Bam Adebayo, vs. NKU, 3-17-17

SEC Tourney: 16, Julius Randle vs. LSU, 3-14-14

NCAA Tourney: 18, Bam Adebayo, vs. NKU, 3-17-17

Rupp Arena: 19, M. Kidd-Gilchrist vs. LOUISVILLE, 12-31-11

On the Road: 17, Terrence Jones at Wash., 11-23-10

SEC Road: 15, Bam Adebayo at Missouri, 2-21-17

Ranked Opp.: 19, M. Kidd-Gilchrist vs. LOUISVILLE, 12-31-11

Freshman: 19, M. Kidd-Gilchrist vs. LOUISVILLE, 12-31-11

Sophomore: 14, Isaiah Briscoe at Tennessee, 1-24-17

Junior: 18, Patrick Patterson vs. RIDER, 11-21-09

Senior: 14, Josh Harrellson at Arkansas, 2-23-11

Opener: 16, Julius Randle vs. UNC ASHEVILLE, 11-8-13

SEC Opener: 12, W. Cauley-Stein vs. OLE MISS, 1-6-15

***In some cases, the most recent occurrence is listed*

MOST OFFENSIVE REBOUNDS

| Rebs | Player vs. Opponent | Date |
|------|-------------------------------------|----------|
| 9 | Willie Cauley-Stein vs. ARKANSAS | 2-27-14 |
| 9 | DeMarcus Cousins vs. OLE MISS | 2-2-10 |
| 9 | Patrick Patterson vs. RIDER | 11-21-09 |
| 8 | Bam Adebayo vs. UT MARTIN | 11-25-16 |
| 8 | Dakari Johnson vs. GRAND CANYON | 11-14-14 |
| 8 | DeMarcus Cousins vs. VANDERBILT | 1-30-10 |
| 8 | Patrick Patterson at Indiana | 12-12-09 |
| 8 | DeMarcus Cousins vs. S. HOUSTON ST. | 11-19-09 |

MOST DEFENSIVE REBOUNDS

| Rebs | Player vs. Opponent | Date |
|------|---------------------------------------|----------|
| 15 | Terrence Jones vs. Notre Dame | 12-8-10 |
| 14 | DeMarcus Cousins vs. LOUISVILLE | 1-2-10 |
| 13 | Anthony Davis vs. LSU | 3-9-12 |
| 13 | Michael Kidd-Gilchrist vs. LOUISVILLE | 12-31-11 |
| 13 | Anthony Davis vs. CHATTANOOGA | 12-17-11 |
| 13 | Terrence Jones vs. Washington | 11-23-10 |
| 12 | Bam Adebayo vs. Northern Kentucky | 3-17-17 |
| 12 | Karl-Anthony Towns vs. GEORGIA | 2-3-15 |
| 12 | Julius Randle vs. Kansas State | 3-21-14 |
| 12 | Anthony Davis vs. Kansas | 4-2-12 |
| 12 | Anthony Davis vs. Louisville | 3-31-12 |
| 12 | Anthony Davis vs. LITTLE ROCK | 1-3-12 |

MOST ASSISTS

| Assts. | Player vs. Opponent | Date |
|--------|------------------------------------|----------|
| 16 | John Wall vs. HARTFORD | 12-29-09 |
| 14 | Tyler Ulis vs. LSU | 3-5-16 |
| 14 | John Wall vs. UNC ASHEVILLE | 11-30-09 |
| 12 | De'Aaron Fox vs. STEPHEN F. AUSTIN | 11-11-16 |
| 12 | Tyler Ulis at South Carolina | 2-13-16 |
| 11 | Isaiah Briscoe at Ole Miss | 12-29-16 |
| 11 | De'Aaron Fox vs. CLEVELAND ST. | 11-23-16 |
| 11 | Tyler Ulis at Florida | 3-1-16 |
| 11 | Tyler Ulis at Texas A&M | 2-20-16 |
| 11 | Tyler Ulis vs. FLORIDA | 2-6-16 |
| 11 | John Wall vs. East Tennessee State | 3-18-10 |
| 11 | John Wall vs. RIDER | 11-21-09 |

SEC: 14, Tyler Ulis vs. LSU, 3-5-16

Postseason: 11, J. Wall vs. E. Tennessee State, 3-18-10

SEC Tourney: 9, Andrew Harrison vs. Georgia, 3-15-14

NCAA Tourney: 11, J. Wall vs. E. Tennessee St., 3-18-10

Rupp Arena: 16, John Wall vs. HARTFORD, 12-29-09

On the Road: 12, Tyler Ulis, at South Carolina, 2-13-16

SEC Road: 12, Tyler Ulis, at South Carolina, 2-13-16

Ranked Opp.: 12, Tyler Ulis, at South Carolina, 2-13-16

Freshman: 16, John Wall vs. HARTFORD, 12-29-09

Sophomore: 14, Tyler Ulis vs. LSU, 3-5-16

Junior: 9, DeAndre Liggins vs. WINTHROP, 12-22-10

Senior: 10, Julius Mays vs. LAFAYETTE, 11-16-12

Opener: 12, De'Aaron Fox vs. SFA, 11-11-16

SEC Opener: 11, Isaiah Briscoe at Ole Miss, 12-29-16

***In some cases, the most recent occurrence is listed*

MOST POINTS-REBOUNDS-ASSISTS

| P-R-A | Player vs. Opponent | Date |
|--------------|---------------------------------------|----------|
| 49 (47-0-2) | Malik Monk vs. UNC | 12-17-16 |
| 47 (27-17-3) | Terrence Jones vs. Notre Dame | 12-8-10 |
| 46 (39-3-4) | De'Aaron Fox vs. UCLA | 3-24-17 |
| 45 (29-13-3) | Terrence Jones vs. Oklahoma | 11-22-10 |
| 45 (27-18-0) | DeMarcus Cousins vs. S. HOUSTON | 11-19-09 |
| 44 (24-19-1) | Michael Kidd-Gilchrist vs. LOUISVILLE | 12-31-11 |
| 43 (33-9-2) | Jamal Murray at Vanderbilt | 2-27-16 |
| 43 (35-8-0) | Terrence Jones vs. AUBURN | 1-11-11 |
| 42 (33-4-5) | Malik Monk vs. FLORIDA | 2-25-17 |
| 42 (23-11-8) | Isaiah Briscoe vs. GEORGIA | 1-31-17 |
| 42 (35-6-1) | Jamal Murray vs. FLORIDA | 2-6-16 |
| 41 (37-3-1) | Malik Monk vs. GEORGIA | 1-31-17 |
| 41 (34-6-1) | Malik Monk at Ole Miss | 12-29-16 |
| 41 (26-10-5) | James Young vs. MISSISSIPPI STATE | 1-8-14 |
| 41 (27-13-1) | Julius Randle vs. Michigan State | 11-12-13 |
| 41 (27-14-0) | Anthony Davis vs. ARKANSAS | 1-17-12 |

Calipari Era Individual Single-Game Records

MOST MINUTES WITHOUT A TURNOVER

| Mins. | Player vs. Opponent | Date |
|-------|---|----------|
| 44 | Darius Miller at Arkansas | 2-23-11 |
| 41 | Aaron Harrison vs. LSU | 2-22-14 |
| 40 | Tyler Ulis vs. Duke | 11-17-15 |
| 40 | Aaron Harrison vs. OLE MISS | 1-6-15 |
| 40 | Alex Poythress vs. MISSOURI | 2-23-13 |
| 39 | Nerlens Noel vs. TEXAS A&M | 1-12-13 |
| 39 | Ryan Harrow at Louisville | 12-29-12 |
| 39 | Anthony Davis vs. ALABAMA | 1-21-12 |
| 39 | M. Kidd-Gilchrist vs. LOUISVILLE | 12-31-11 |
| 38 | Aaron Harrison at LSU | 1-28-14 |
| 38 | Patrick Patterson vs. Mississippi State | 3-14-10 |

MOST BLOCKED SHOTS

| Blks. | Player vs. Opponent | Date |
|-------|-------------------------------------|----------|
| 12 | Nerlens Noel at Ole Miss | 1-29-13 |
| 9 | Willie Cauley-Stein vs. BOISE STATE | 12-10-13 |
| 9 | Willie Cauley-Stein vs. Providence | 12-1-13 |
| 8 | Nerlens Noel at Alabama | 1-22-13 |
| 8 | Anthony Davis at South Carolina | 2-4-12 |
| 8 | Anthony Davis vs. ST. JOHN'S | 12-1-11 |
| 7 | Karl-Anthony Towns vs. VANDERBILT | 1-20-15 |
| 7 | Willie Cauley-Stein vs. E. MICHIGAN | 11-27-13 |
| 7 | Willie Cauley-Stein vs. MISSOURI | 2-23-13 |
| 7 | Nerlens Noel at Auburn | 1-19-13 |
| 7 | Nerlens Noel vs. TEXAS A&M | 1-12-13 |
| 7 | Nerlens Noel vs. LIPSCOMB | 12-15-12 |
| 7 | Nerlens Noel vs. PORTLAND | 12-8-12 |

| | | |
|---|------------------------------------|----------|
| 7 | Anthony Davis vs. Western Kentucky | 3-15-12 |
| 7 | Anthony Davis at Vanderbilt | 2-11-12 |
| 7 | Anthony Davis vs. TENNESSEE | 1-31-12 |
| 7 | Anthony Davis vs. ARKANSAS | 1-17-12 |
| 7 | Anthony Davis vs. SOUTH CAROLINA | 1-7-12 |
| 7 | Anthony Davis vs. Kansas | 11-15-11 |

SEC: 12, Nerlens Noel at Ole Miss, 1-29-13
Postseason: 7, A. Davis vs. Western Kentucky, 3-15-12
SEC Tourney: 6, Anthony Davis vs. LSU, 3-11-12
NCAA Tourney: 7, A. Davis vs. Western Kent., 3-15-12
Rupp Arena: 9, W. Cauley-Stein vs. BOISE ST., 12-10-13
On the Road: 12, Nerlens Noel at Ole Miss, 1-29-13
SEC Road: 12, Nerlens Noel at Ole Miss, 1-29-13
Ranked Opp.: 12, Nerlens Noel at Ole Miss, 1-29-13
Freshman: 12, Nerlens Noel at Ole Miss, 1-29-13
Sophomore: 9, W. Cauley-Stein vs. BOISE ST., 12-10-13
Junior: 4, Willie Cauley-Stein vs. ARKANSAS, 2-28-15
Senior: 6, Josh Harrellson vs. PENN, 1-3-11
Opener: 5, Anthony Davis vs. MARIST, 11-11-11
SEC Opener: 7, A. Davis vs. SOUTH CAROLINA, 1-7-12
***In some cases, the most recent occurrence is listed*

MOST STEALS

| Stls. | Player vs. Opponent | Date |
|-------|---------------------------------|---------|
| 6 | Tyler Ulis vs. OLE MISS | 1-2-16 |
| 6 | Willie Cauley-Stein vs. GEORGIA | 1-25-14 |
| 6 | Nerlens Noel vs. BAYLOR | 12-1-12 |
| 6 | John Wall vs. UConn | 12-9-09 |

| | | |
|---|-------------------------------|----------|
| 6 | John Wall vs. UNC Asheville | 11-30-09 |
| 5 | Malik Monk vs. UCLA | 12-3-16 |
| 5 | Aaron Harrison vs. ARKANSAS | 2-28-15 |
| 5 | Willie Cauley-Stein vs. Texas | 12-5-14 |
| 5 | DeAndre Liggins vs. TENNESSEE | 2-8-11 |
| 5 | Darius Miller at Portland | 11-19-10 |

SEC: 6, Tyler Ulis vs. OLE MISS, 1-2-16
Postseason: 5, John Wall vs. Mississippi State, 3-14-10
SEC Tourney: 5, John Wall vs. Mississippi State, 3-14-10
NCAA Tourney: 4, An. Harrison vs. W. Virginia, 3-26-15
Rupp Arena: 6, Tyler Ulis vs. OLE MISS, 1-2-16
On the Road: 5, Darius Miller at Portland, 11-19-10
SEC Road: 3, Fox/Monk at Ole Miss, 12-29-16
Ranked Opp.: 5, Malik Monk vs. UCLA, 12-3-16
Freshman: 6, Nerlens Noel vs. BAYLOR, 12-1-12
Sophomore: 6, Tyler Ulis vs. OLE MISS, 1-2-16
Junior: 5, Willie Cauley-Stein vs. TEXAS, 12-5-14
Senior: 4, Dominique Hawkins vs. Arkansas, 3-12-17
Opener: 4, Aaron Harrison vs. UNC ASHEVILLE, 11-8-13
SEC Opener: 6, Tyler Ulis vs. OLE MISS, 1-2-16
***In some cases, the most recent occurrence is listed*



Malik Monk scored a Kentucky freshman record 47 points vs. North Carolina in the CBS Sports Classic. The 47 points are the most of the John Calipari era.

CALIPARI ERA INDIVIDUAL SEASON RECORDS

POINTS

| Rk. | Player | Pts. | Year |
|-----|------------------------|------|------|
| 1. | Malik Monk | 754 | 2017 |
| 2. | Jamal Murray | 720 | 2016 |
| 3. | Brandon Knight | 657 | 2011 |
| 4. | John Wall | 616 | 2010 |
| 5. | Tyler Ulis | 606 | 2016 |
| 6. | De'Aaron Fox | 601 | 2017 |
| 7. | Julius Randle | 599 | 2014 |
| 8. | Terrence Jones | 595 | 2011 |
| 9. | DeMarcus Cousins | 575 | 2010 |
| 10. | James Young | 573 | 2014 |
| 11. | Anthony Davis | 567 | 2012 |
| 12. | Aaron Harrison | 549 | 2014 |
| | Doron Lamb | 549 | 2012 |
| 14. | Patrick Patterson | 544 | 2010 |
| 15. | Bam Adebayo | 494 | 2017 |
| 16. | Terrence Jones | 476 | 2012 |
| 17. | Michael Kidd-Gilchrist | 469 | 2012 |
| | Doron Lamb | 469 | 2011 |
| 19. | Archie Goodwin | 466 | 2013 |
| 20. | Isaiah Briscoe | 437 | 2017 |

| | | | |
|-----|-------------------|-----|------|
| 3. | Brandon Knight | 217 | 2011 |
| 4. | Patrick Patterson | 215 | 2010 |
| 5. | De'Aaron Fox | 214 | 2017 |
| 6. | Anthony Davis | 210 | 2012 |
| 7. | Terrence Jones | 206 | 2011 |
| | DeMarcus Cousins | 206 | 2010 |
| 9. | John Wall | 202 | 2010 |
| 10. | Julius Randle | 196 | 2014 |

FIELD-GOAL PERCENTAGE

| Rk. | Player | Pct. | Year |
|-----|---------------------|------|------|
| 1. | Marcus Lee | .680 | 2016 |
| 2. | Anthony Davis | .623 | 2012 |
| 3. | Willie Cauley-Stein | .621 | 2013 |
| 4. | Josh Harrellson | .611 | 2011 |
| 5. | Alex Poythress | .601 | 2016 |
| 6. | Bam Adebayo | .599 | 2017 |
| 7. | Willie Cauley-Stein | .596 | 2014 |
| 8. | Nerlens Noel | .590 | 2013 |
| 9. | Alex Poythress | .581 | 2013 |
| 10. | Patrick Patterson | .575 | 2010 |

min 100 attempts

SCORING AVERAGE

| Rk. | Player | Avg. | Year |
|-----|-------------------|------|------|
| 1. | Jamal Murray | 20.0 | 2016 |
| 2. | Malik Monk | 19.8 | 2017 |
| 3. | Tyler Ulis | 17.3 | 2016 |
| | Brandon Knight | 17.3 | 2011 |
| 5. | De'Aaron Fox | 16.7 | 2017 |
| 6. | John Wall | 16.6 | 2010 |
| 7. | Terrence Jones | 15.7 | 2011 |
| 8. | DeMarcus Cousins | 15.1 | 2010 |
| 9. | Julius Randle | 15.0 | 2014 |
| 10. | James Young | 14.3 | 2014 |
| | Patrick Patterson | 14.3 | 2010 |
| 12. | Anthony Davis | 14.2 | 2012 |
| 13. | Archie Goodwin | 14.1 | 2013 |
| 14. | Aaron Harrison | 13.7 | 2014 |
| | Doron Lamb | 13.7 | 2012 |

3-POINT FIELD GOALS

| Rk. | Player | FGs | Year |
|-----|----------------|-----|------|
| 1. | Jamal Murray | 113 | 2016 |
| 2. | Malik Monk | 104 | 2017 |
| 3. | Brandon Knight | 87 | 2011 |
| 4. | James Young | 82 | 2014 |
| 5. | Doron Lamb | 76 | 2012 |
| 6. | Doron Lamb | 68 | 2011 |
| 7. | Julius Mays | 65 | 2013 |
| 8. | Aaron Harrison | 62 | 2014 |
| 9. | Aaron Harrison | 59 | 2015 |
| 10. | Devin Booker | 58 | 2015 |
| | Darius Miller | 58 | 2011 |

3-POINT FIELD-GOAL PCT.

| Rk. | Player | Pct. | Year |
|-----|-----------------|------|------|
| 1. | Doron Lamb | .486 | 2011 |
| 2. | Doron Lamb | .466 | 2012 |
| 3. | Darius Miller | .443 | 2011 |
| 4. | Derek Willis | .442 | 2016 |
| 5. | Kyle Wiltjer | .432 | 2012 |
| 6. | Tyler Ulis | .429 | 2015 |
| 7. | Devin Booker | .411 | 2015 |
| 8. | Jamal Murray | .408 | 2016 |
| 9. | Malik Monk | .397 | 2017 |
| 10. | DeAndre Liggins | .391 | 2011 |

min 50 attempts

FREE THROWS

| Rk. | Player | FTs | Year |
|-----|------------------------|-----|------|
| 1. | Julius Randle | 204 | 2014 |
| 2. | John Wall | 175 | 2010 |
| 3. | Tyler Ulis | 167 | 2016 |
| 4. | DeMarcus Cousins | 162 | 2010 |
| 5. | Andrew Harrison | 159 | 2014 |
| 6. | Terrence Jones | 157 | 2011 |
| 7. | De'Aaron Fox | 156 | 2017 |
| 8. | Bam Adebayo | 154 | 2017 |
| 9. | Malik Monk | 148 | 2017 |
| 10. | Anthony Davis | 144 | 2012 |
| 11. | Michael Kidd-Gilchrist | 143 | 2012 |
| 12. | Aaron Harrison | 139 | 2014 |
| 13. | Brandon Knight | 136 | 2011 |
| 14. | Archie Goodwin | 135 | 2013 |
| 15. | Andrew Harrison | 126 | 2015 |

FREE-THROW PERCENTAGE

| Rk. | Player | Pct. | Year |
|-----|-------------------|------|------|
| 1. | Tyler Ulis | .856 | 2016 |
| 2. | Darius Miller | .853 | 2011 |
| 3. | Julius Mays | .846 | 2013 |
| 4. | Dominique Hawkins | .830 | 2017 |
| 5. | Devin Booker | .828 | 2015 |

| | | | |
|-----|--------------------|------|------|
| 6. | Doron Lamb | .826 | 2012 |
| 7. | Malik Monk | .822 | 2017 |
| 8. | Karl-Anthony Towns | .813 | 2015 |
| 9. | Kyle Wiltjer | .810 | 2013 |
| 10. | Tyler Ulis | .808 | 2015 |

min 50 attempts

ASSISTS

| Rk. | Player | Assts. | Year |
|-----|-----------------|--------|------|
| 1. | Tyler Ulis | 246 | 2016 |
| 2. | John Wall | 241 | 2010 |
| 3. | Marquis Teague | 191 | 2012 |
| 4. | De'Aaron Fox | 165 | 2017 |
| 5. | Andrew Harrison | 159 | 2014 |
| | Brandon Knight | 159 | 2011 |
| 7. | Isaiah Briscoe | 151 | 2017 |
| 8. | Andrew Harrison | 139 | 2015 |
| 9. | Tyler Ulis | 135 | 2015 |
| 10. | Isaiah Briscoe | 107 | 2016 |
| | Eric Bledsoe | 107 | 2010 |

ASSISTS PER GAME

| Rk. | Player | Avg. | Year |
|-----|-----------------|-------|------|
| 1. | Tyler Ulis | 7.029 | 2016 |
| 2. | John Wall | 6.514 | 2010 |
| 3. | Marquis Teague | 4.775 | 2012 |
| 4. | De'Aaron Fox | 4.583 | 2017 |
| 5. | Isaiah Briscoe | 4.194 | 2017 |
| 6. | Brandon Knight | 4.184 | 2011 |
| 7. | Andrew Harrison | 3.975 | 2014 |
| 8. | Tyler Ulis | 3.649 | 2015 |
| 9. | Andrew Harrison | 3.564 | 2015 |
| 10. | Isaiah Briscoe | 3.147 | 2016 |

min 15 games

ASSIST-TO-TURNOVER RATIO

| Rk. | Player | Ratio | Year |
|-----|-------------------|-------|------|
| 1. | Tyler Ulis | 3.565 | 2016 |
| 2. | Dominique Hawkins | 3.556 | 2017 |
| 3. | Tyler Ulis | 3.553 | 2015 |
| 4. | Julius Mays | 2.500 | 2013 |
| 5. | Andrew Harrison | 2.172 | 2015 |
| 6. | De'Aaron Fox | 1.897 | 2017 |
| 7. | Marquis Teague | 1.752 | 2012 |
| 8. | DeAndre Liggins | 1.745 | 2011 |
| 9. | Ryan Harrow | 1.708 | 2013 |
| 10. | Isaiah Briscoe | 1.697 | 2017 |

min 40 assists

STEALS

| Rk. | Player | Stls. | Year |
|-----|------------------------|-------|------|
| 1. | John Wall | 66 | 2010 |
| 2. | Anthony Davis | 54 | 2012 |
| 3. | De'Aaron Fox | 53 | 2017 |
| 4. | Eric Bledsoe | 52 | 2010 |
| 5. | Tyler Ulis | 51 | 2016 |
| 6. | Nerlens Noel | 50 | 2013 |
| 7. | Terrence Jones | 49 | 2012 |
| 8. | Willie Cauley-Stein | 47 | 2015 |
| 9. | DeAndre Liggins | 46 | 2011 |
| 10. | Willie Cauley-Stein | 44 | 2014 |
| 11. | Aaron Harrison | 43 | 2015 |
| | Aaron Harrison | 43 | 2014 |
| | Terrence Jones | 43 | 2011 |
| 14. | Andrew Harrison | 40 | 2015 |
| 15. | Michael Kidd-Gilchrist | 39 | 2012 |

STEALS PER GAME

| Rk. | Player | Avg. | Year |
|-----|-----------------|-------|------|
| 1. | Nerlens Noel | 2.083 | 2013 |
| 2. | John Wall | 1.784 | 2010 |
| 3. | De'Aaron Fox | 1.472 | 2017 |
| 4. | Tyler Ulis | 1.457 | 2016 |
| 5. | Eric Bledsoe | 1.405 | 2010 |
| 6. | Anthony Davis | 1.350 | 2012 |
| 7. | Terrence Jones | 1.289 | 2012 |
| 8. | DeAndre Liggins | 1.211 | 2011 |

SEASON MILESTONES

450 POINTS/225 REBOUNDS

| Player | Year | Pts | Reb |
|------------------------|------|-----|-----|
| Bam Adebayo | 2017 | 481 | 297 |
| Julius Randle | 2014 | 599 | 417 |
| Anthony Davis | 2012 | 567 | 415 |
| Terrence Jones | 2012 | 469 | 272 |
| Michael Kidd-Gilchrist | 2012 | 476 | 297 |
| Terrence Jones | 2011 | 595 | 336 |
| DeMarcus Cousins | 2010 | 575 | 376 |
| Patrick Patterson | 2010 | 544 | 283 |

300 POINTS/100 ASSISTS

| Player | Year | Pts | Asst |
|-----------------|------|-----|------|
| De'Aaron Fox | 2017 | 588 | 162 |
| Isaiah Briscoe | 2017 | 430 | 143 |
| Isaiah Briscoe | 2016 | 326 | 107 |
| Tyler Ulis | 2016 | 606 | 246 |
| Andrew Harrison | 2015 | 364 | 139 |
| Andrew Harrison | 2014 | 434 | 159 |
| Marquis Teague | 2012 | 401 | 191 |
| Brandon Knight | 2011 | 657 | 159 |
| Eric Bledsoe | 2010 | 419 | 107 |
| John Wall | 2010 | 616 | 241 |

300 POINTS/100 REBOUNDS/ 75 ASSISTS

| Player | Year | Pts | Reb | Asst |
|------------------------|------|-----|-----|------|
| De'Aaron Fox | 2017 | 588 | 139 | 162 |
| Isaiah Briscoe | 2017 | 430 | 191 | 143 |
| Isaiah Briscoe | 2016 | 326 | 181 | 107 |
| Jamal Murray | 2016 | 720 | 186 | 79 |
| Tyler Ulis | 2016 | 606 | 105 | 246 |
| Andrew Harrison | 2014 | 434 | 126 | 159 |
| Archie Goodwin | 2013 | 466 | 152 | 88 |
| Michael Kidd-Gilchrist | 2012 | 476 | 297 | 75 |
| Darius Miller | 2012 | 397 | 110 | 82 |
| Marquis Teague | 2012 | 401 | 101 | 191 |
| Terrence Jones | 2011 | 595 | 336 | 75 |
| Brandon Knight | 2011 | 657 | 153 | 159 |
| Eric Bledsoe | 2010 | 419 | 114 | 107 |
| John Wall | 2010 | 616 | 159 | 241 |

300 POINTS/200 REBOUNDS/ 50 BLOCKS

| Player | Year | Pts | Reb | Blk |
|---------------------|------|-----|-----|-----|
| Bam Adebayo | 2017 | 481 | 297 | 56 |
| Willie Cauley-Stein | 2015 | 349 | 251 | 67 |
| Karl-Anthony Towns | 2015 | 401 | 261 | 88 |
| Anthony Davis | 2012 | 567 | 415 | 186 |
| Terrence Jones | 2012 | 469 | 272 | 68 |
| Terrence Jones | 2011 | 595 | 336 | 72 |
| DeMarcus Cousins | 2010 | 575 | 376 | 67 |
| Patrick Patterson | 2010 | 544 | 283 | 51 |

200 REBOUNDS/50 BLOCKS/ 25 STEALS

| Player | Year | Reb | Blk | Stl |
|---------------------|------|-----|-----|-----|
| Bam Adebayo | 2017 | 297 | 56 | 25 |
| Willie Cauley-Stein | 2015 | 251 | 67 | 47 |
| Willie Cauley-Stein | 2014 | 225 | 106 | 44 |
| Nerlens Noel | 2013 | 227 | 106 | 50 |
| Anthony Davis | 2012 | 415 | 186 | 54 |
| Terrence Jones | 2012 | 272 | 68 | 49 |
| Josh Harrellson | 2011 | 329 | 57 | 35 |
| Terrence Jones | 2011 | 336 | 72 | 43 |
| DeMarcus Cousins | 2010 | 376 | 67 | 37 |
| Patrick Patterson | 2010 | 283 | 51 | 27 |



| | | | |
|-----|---------------------|-------|------|
| 9. | Willie Cauley-Stein | 1.205 | 2015 |
| 10. | Willie Cauley-Stein | 1.189 | 2014 |

BLOCKED SHOTS

| Rk. | Player | Blks. | Year |
|-----|---------------------|-------|------|
| 1. | Anthony Davis | 186 | 2012 |
| 2. | Willie Cauley-Stein | 106 | 2014 |
| | Nerlens Noel | 106 | 2013 |
| 4. | Karl-Anthony Towns | 88 | 2015 |
| 5. | Terrence Jones | 72 | 2011 |
| 6. | Terrence Jones | 68 | 2012 |
| 7. | Willie Cauley-Stein | 67 | 2015 |
| | DeMarcus Cousins | 67 | 2010 |
| 9. | Willie Cauley-Stein | 60 | 2013 |
| 10. | Skal Labissiere | 59 | 2016 |
| | Marcus Lee | 59 | 2016 |
| 12. | Bam Adebayo | 57 | 2017 |
| | Josh Harrellson | 57 | 2011 |
| 14. | Daniel Orton | 52 | 2010 |
| 15. | Patrick Patterson | 51 | 2010 |

BLOCKED SHOTS PER GAME

| Rk. | Player | Avg. | Year |
|-----|---------------------|-------|------|
| 1. | Anthony Davis | 4.650 | 2012 |
| 2. | Nerlens Noel | 4.167 | 2013 |
| 3. | Willie Cauley-Stein | 2.865 | 2014 |
| 4. | Karl-Anthony Towns | 2.256 | 2015 |
| 5. | Willie Cauley-Stein | 2.069 | 2013 |
| 6. | Terrence Jones | 1.895 | 2011 |
| 7. | Terrence Jones | 1.789 | 2012 |
| 8. | DeMarcus Cousins | 1.763 | 2010 |
| 8. | Willie Cauley-Stein | 1.718 | 2015 |
| 9. | Skal Labissiere | 1.639 | 2016 |
| | Marcus Lee | 1.639 | 2016 |

min 30 blocks

MINUTES PLAYED

| Rk. | Player | Mins. | Year |
|-----|------------------------|-------|------|
| 1. | Brandon Knight | 1363 | 2011 |
| 2. | Aaron Harrison | 1303 | 2014 |
| | Marquis Teague | 1303 | 2012 |
| 4. | James Young | 1296 | 2014 |
| 5. | Tyler Ulis | 1288 | 2016 |
| | John Wall | 1288 | 2010 |
| 7. | Anthony Davis | 1281 | 2012 |
| 8. | Jamal Murray | 1267 | 2016 |
| | Andrew Harrison | 1267 | 2014 |
| 10. | Patrick Patterson | 1255 | 2010 |
| 11. | Doron Lamb | 1249 | 2012 |
| 12. | Michael Kidd-Gilchrist | 1245 | 2012 |
| 13. | Julius Randle | 1233 | 2014 |
| 14. | Malik Monk | 1218 | 2017 |
| 15. | DeAndre Liggins | 1201 | 2011 |

DOUBLE-FIGURE SCORING GAMES

| Rk. | Player | No. | Year |
|-----|------------------|-----|------|
| 1. | Malik Monk | 36 | 2017 |
| 2. | Jamal Murray | 35 | 2016 |
| | Julius Randle | 35 | 2014 |
| | Brandon Knight | 35 | 2011 |
| 5. | John Wall | 34 | 2010 |
| 6. | Anthony Davis | 32 | 2012 |
| | De'Aaron Fox | 32 | 2017 |
| | Terrence Jones | 32 | 2011 |
| 9. | Bam Adebayo | 31 | 2017 |
| | DeMarcus Cousins | 31 | 2010 |

20-POINT SCORING GAMES

| Rk. | Player | No. | Year |
|-----|----------------|-----|------|
| 1. | Malik Monk | 19 | 2017 |
| 2. | Jamal Murray | 18 | 2016 |
| 3. | Tyler Ulis | 15 | 2016 |
| 4. | Brandon Knight | 14 | 2011 |
| 5. | De'Aaron Fox | 10 | 2017 |
| 6. | James Young | 9 | 2014 |
| 7. | Aaron Harrison | 8 | 2014 |
| | Terrence Jones | 8 | 2011 |
| | John Wall | 8 | 2010 |
| 10. | Julius Randle | 7 | 2014 |

DOUBLE-FIGURE REBOUNDING GAMES

| Rk. | Player | No. | Year |
|-----|---------------------|-----|------|
| 1. | Julius Randle | 27 | 2014 |
| 2. | Anthony Davis | 23 | 2012 |
| 3. | DeMarcus Cousins | 21 | 2010 |
| 4. | Josh Harrellson | 16 | 2011 |
| 5. | Terrence Jones | 13 | 2011 |
| 6. | Patrick Patterson | 11 | 2010 |
| 7. | Karl-Anthony Towns | 10 | 2015 |
| 8. | Bam Adebayo | 9 | 2017 |
| | Willie Cauley-Stein | 9 | 2015 |
| | Nerlens Noel | 9 | 2013 |

GAMES WITH 5+ ASSISTS

| Rk. | Player | No. | Year |
|-----|-----------------|-----|------|
| 1. | Tyler Ulis | 31 | 2016 |
| 2. | John Wall | 29 | 2010 |
| 3. | Marquis Teague | 20 | 2012 |
| 4. | De'Aaron Fox | 17 | 2017 |
| 5. | Isaiah Briscoe | 14 | 2017 |
| | Andrew Harrison | 14 | 2014 |
| | Brandon Knight | 14 | 2011 |
| 8. | Tyler Ulis | 12 | 2015 |
| 9. | Isaiah Briscoe | 9 | 2016 |
| | Andrew Harrison | 9 | 2015 |

GAMES WITH 3+ 3-POINTERS

| Rk. | Player | No. | Year |
|-----|----------------|-----|------|
| 1. | Jamal Murray | 20 | 2016 |
| 2. | Malik Monk | 18 | 2017 |
| 3. | Brandon Knight | 16 | 2011 |
| 4. | James Young | 15 | 2014 |
| 5. | Doron Lamb | 11 | 2012 |
| | Darius Miller | 11 | 2012 |
| 7. | Julius Mays | 10 | 2013 |
| 8. | Devin Booker | 9 | 2015 |
| | Aaron Harrison | 9 | 2014 |
| | Doron Lamb | 9 | 2011 |

CALIPARI ERA INDIVIDUAL CAREER RECORDS

POINTS

| Rk. | Player | Years | GP | Pts. |
|-----|---------------------|---------|-----|------|
| 1. | Terrence Jones | 2011-12 | 76 | 1064 |
| 2. | Darius Miller | 2010-12 | 116 | 1057 |
| 3. | Doron Lamb | 2011-12 | 78 | 1018 |
| 4. | Aaron Harrison | 2014-15 | 79 | 979 |
| 5. | Alex Poythress | 2013-16 | 81 | 966 |
| 6. | Willie Cauley-Stein | 2013-15 | 105 | 843 |
| 7. | Tyler Ulis | 2015-16 | 72 | 815 |
| 8. | Andrew Harrison | 2014-15 | 79 | 798 |
| 9. | Isaiah Briscoe | 2016-17 | 70 | 763 |
| 10. | Malik Monk | 2017 | 38 | 754 |

HIGHEST SCORING AVERAGE

| Rk. | Player | Years | Pts. | Avg. |
|-----|-------------------|-------|------|------|
| 1. | Jamal Murray | 2016 | 720 | 20.0 |
| 2. | Malik Monk | 2017 | 754 | 19.8 |
| 3. | Brandon Knight | 2011 | 657 | 17.3 |
| 4. | De'Aaron Fox | 2017 | 601 | 16.7 |
| 5. | John Wall | 2010 | 515 | 16.6 |
| 6. | DeMarcus Cousins | 2010 | 575 | 15.1 |
| 7. | Julius Randle | 2014 | 599 | 15.0 |
| 8. | James Young | 2014 | 573 | 14.3 |
| | Patrick Patterson | 2010 | 544 | 14.3 |
| 10. | Anthony Davis | 2012 | 567 | 14.2 |

min. 300 points

REBOUNDS

| Rk. | Player | Years | Rebs. |
|-----|---------------------|---------|-------|
| 1. | Willie Cauley-Stein | 2013-15 | 655 |
| 2. | Terrence Jones | 2011-12 | 608 |
| 3. | Alex Poythress | 2013-16 | 597 |
| 4. | Julius Randle | 2014 | 417 |
| 5. | Anthony Davis | 2012 | 415 |
| 6. | Isaiah Briscoe | 2016-17 | 376 |
| | Darius Miller | 2010-12 | 376 |
| | DeMarcus Cousins | 2010 | 376 |
| 9. | Marcus Lee | 2014-16 | 390 |
| 10. | Josh Harrellson | 2010-11 | 356 |

HIGHEST REBOUNDING AVERAGE

| Rk. | Player | Years | Rebs. | Avg. |
|-----|------------------------|---------|-------|------|
| 1. | Julius Randle | 2014 | 417 | 10.4 |
| | Anthony Davis | 2012 | 415 | 10.4 |
| 3. | DeMarcus Cousins | 2010 | 376 | 9.9 |
| 4. | Nerlens Noel | 2013 | 227 | 9.5 |
| 5. | Bam Adebayo | 2017 | 304 | 8.0 |
| | Terrence Jones | 2011-12 | 608 | 8.0 |
| 7. | Michael Kidd-Gilchrist | 2012 | 297 | 7.4 |
| | Patrick Patterson | 2010 | 283 | 7.4 |
| 9. | Karl-Anthony Towns | 2015 | 261 | 6.7 |
| 10. | Willie Cauley-Stein | 2013-15 | 655 | 6.2 |

min. 100 rebounds

FIELD GOALS

| Rk. | Player | Years | FGs. |
|-----|---------------------|---------|------|
| 1. | Terrence Jones | 2011-12 | 383 |
| 2. | Darius Miller | 2010-12 | 378 |
| 3. | Alex Poythress | 2013-16 | 356 |
| 4. | Willie Cauley-Stein | 2013-15 | 346 |
| 5. | Doron Lamb | 2011-12 | 336 |
| 6. | Aaron Harrison | 2014-15 | 320 |
| 7. | Isaiah Briscoe | 2016-17 | 295 |
| 8. | Tyler Ulis | 2015-16 | 259 |
| 9. | Malik Monk | 2017 | 251 |
| 10. | Jamal Murray | 2016 | 244 |

FIELD-GOAL PERCENTAGE

| Rk. | Player | Years | FGM | FGA | Pct. |
|-----|---------------------|---------|-----|-----|------|
| 1. | Marcus Lee | 2014-16 | 175 | 265 | .660 |
| 2. | Anthony Davis | 2012 | 210 | 337 | .623 |
| 3. | Bam Adebayo | 2017 | 170 | 284 | .599 |
| 4. | Josh Harrellson | 2010-11 | 139 | 234 | .594 |
| 5. | Willie Cauley-Stein | 2013-15 | 346 | 583 | .593 |
| 6. | Patrick Patterson | 2010 | 215 | 374 | .575 |
| 7. | Karl-Anthony Towns | 2015 | 145 | 256 | .566 |
| 8. | DeMarcus Cousins | 2010 | 206 | 369 | .558 |
| 9. | Alex Poythress | 2013-16 | 356 | 646 | .551 |
| 10. | Dakari Johnson | 2014-15 | 161 | 300 | .537 |

min. 100 attempts

3-POINTERS

| Rk. | Player | Years | 3PM |
|-----|----------------|---------|-----|
| 1. | Darius Miller | 2010-12 | 157 |
| 2. | Doron Lamb | 2011-12 | 144 |
| 3. | Aaron Harrison | 2014-15 | 121 |
| 4. | Jamal Murray | 2016 | 113 |
| 5. | Derek Willis | 2014-17 | 108 |
| 6. | Malik Monk | 2017 | 104 |
| 7. | Kyle Wiltjer | 2012-13 | 90 |
| 8. | Tyler Ulis | 2015-16 | 88 |
| 9. | Brandon Knight | 2011 | 87 |
| 10. | James Young | 2014 | 82 |

3-POINT FIELD-GOAL PERCENTAGE

| Rk. | Player | Years | 3PM | 3PA | Pct. |
|-----|----------------|---------|-----|-----|------|
| 1. | Doron Lamb | 2011-12 | 144 | 303 | .475 |
| 2. | Derek Willis | 2014-16 | 59 | 141 | .418 |
| 3. | Devin Booker | 2015 | 58 | 141 | .411 |
| 4. | Jamal Murray | 2016 | 113 | 277 | .408 |
| 5. | Derek Willis | 2014-17 | 108 | 271 | .399 |
| 6. | Malik Monk | 2017 | 104 | 262 | .397 |
| 7. | Kyle Wiltjer | 2012-13 | 90 | 231 | .390 |
| 8. | Darius Miller | 2010-12 | 157 | 408 | .385 |
| 9. | Eric Bledsoe | 2010 | 49 | 128 | .383 |
| 10. | Brandon Knight | 2011 | 87 | 231 | .377 |

min. 30 made attempts

FREE THROWS

| Rk. | Player | Years | FTM |
|-----|------------------|---------|-----|
| 1. | Andrew Harrison | 2014-15 | 285 |
| 2. | Terrence Jones | 2011-12 | 256 |
| 3. | Alex Poythress | 2013-16 | 225 |
| 4. | Aaron Harrison | 2014-15 | 218 |
| 5. | Tyler Ulis | 2015-16 | 209 |
| 6. | Julius Randle | 2014 | 204 |
| 7. | Doron Lamb | 2011-12 | 202 |
| 8. | John Wall | 2010 | 175 |
| 9. | DeMarcus Cousins | 2010 | 162 |
| 10. | De'Aaron Fox | 2017 | 156 |



Calipari Era Individual Career Records

FREE-THROW PERCENTAGE

Table with 5 columns: Rk., Player, Years, FTM, FTA, Pct. Lists top 10 players by free-throw percentage.

ASSISTS

Table with 4 columns: Rk., Player, Years, Assts. Lists top 10 players by total assists.

ASSISTS PER GAME

Table with 4 columns: Rk., Player, Years, Assts., Avg. Lists top 10 players by assists per game.

ASSIST-TO-TURNOVER RATIO

Table with 5 columns: Rk., Player, Years, Assts., TO, Ratio. Lists top 10 players by assist-to-turnover ratio.

BLOCKED SHOTS

Table with 4 columns: Rk., Player, Years, Blks. Lists top 10 players by total blocked shots.

BLOCKED SHOTS PER GAME

Table with 4 columns: Rk., Player, Years, Blks., Avg. Lists top 10 players by blocked shots per game.

STEALS

Table with 4 columns: Rk., Player, Years, Stls. Lists top 10 players by total steals.

STEALS AVERAGE

Table with 4 columns: Rk., Player, Years, Stls., Avg. Lists top 10 players by steals per game.

GAMES PLAYED

Table with 4 columns: Rk., Player, Years, GP. Lists top 10 players by total games played.

TOP SCORING SINGLE-SEASON DUOS BY POINTS

Table with 5 columns: Pts., Avg., Player, Player, Year. Lists top 6 duos by total points.

TOP SCORING SINGLE-SEASON FRESHMAN DUOS BY POINTS

Table with 5 columns: Pts., Avg., Player, Player, Year. Lists top 6 freshman duos by total points.

TOP SCORING SINGLE-SEASON TRIOS BY POINTS

Table with 5 columns: Pts., Avg., Player, Player, Player, Year. Lists top 6 trios by total points.

TOP SCORING SINGLE-SEASON FRESHMAN CLASS

Table with 4 columns: Pts., PPG, Year, Players. Lists top 10 freshman classes by total points.

TOP SCORING SINGLE-SEASON SOPHOMORE CLASS

Table with 4 columns: Pts., PPG, Year, Players. Lists top 10 sophomore classes by total points.

TOP SCORING SINGLE-SEASON JUNIOR CLASS

Table with 4 columns: Pts., PPG, Year, Players. Lists top 10 junior classes by total points.

TOP SCORING SINGLE-SEASON SENIOR CLASS

Table with 4 columns: Pts., PPG, Year, Players. Lists top 10 senior classes by total points.

CALIPARI ERA TEAM GAME SCORING RECORDS

MOST POINTS

| Pts.(Score) | Opp. | Date |
|---------------|--------------------|----------|
| 115 (115-69) | vs. Arizona State | 11-28-16 |
| 111 (111-76) | UT MARTIN | 11-25-16 |
| 110 (110-75) | AUBURN | 2-21-15 |
| 108 (108-58) | MARIST | 11-11-11 |
| 105 (105-76) | UT ARLINGTON | 11-19-13 |
| 104 (104-75) | LIU BROOKLYN | 11-23-12 |
| 104 (104-61) | HARTFORD | 12-29-09 |
| 103 (103-100) | vs. North Carolina | 12-17-16 |
| 102 (102-90) | vs. Indiana | 3-23-12 |
| 102 (102-92) | SAM HOUSTON ST. | 11-19-09 |

MOST POINTS IN A LOSS

| Pts.(Score) | Opp. | Date |
|-------------|-------------------|----------|
| 92 (97-92) | UCLA | 12-3-16 |
| 85 (85-87) | at Arkansas | 1-14-14 |
| 84 (90-84) | at Kansas | 1-30-16 |
| 82 (87-82) | at LSU | 1-28-14 |
| 80 (82-80) | at Tennessee | 1-24-17 |
| 77 (79-77) | at Texas A&M | 2-20-16 |
| 77 (87-77) | at UCLA | 12-3-15 |
| 77 (77-82) | at North Carolina | 12-14-13 |
| 77 (77-80) | at Louisville | 12-19-12 |
| 76 (76-77) | at Arkansas | 2-23-11 |

MOST POINTS IN A WIN OVER AP RANKED TEAM

| Pts.(Score) | Opp. | Date |
|---------------|--------------------|----------|
| 103 (103-100) | vs. North Carolina | 12-17-16 |
| 102 (102-90) | vs. Indiana | 3-23-12 |
| 87 (87-74) | at Ole Miss | 1-29-13 |
| 86 (86-75) | vs. UCLA | 3-24-17 |
| 85 (85-69) | SOUTH CAROLINA | 1-21-17 |
| 85 (85-75) | OLE MISS | 2-2-10 |
| 85 (85-72) | VANDERBILT | 1-30-10 |
| 84 (84-67) | ARKANSAS | 2-28-15 |
| 84 (84-70) | NORTH CAROLINA | 12-13-14 |
| 82 (82-77) | vs. Texas A&M | 3-13-16 |
| 82 (82-70) | vs. Baylor | 3-25-12 |

MOST PTS. AT NEUTRAL SITE

| Pts.(Score) | Opp. | Date |
|---------------|------------------------|----------|
| 115 (115-69) | vs. Arizona State | 11-28-16 |
| 103 (103-100) | vs. North Carolina | 12-17-16 |
| 102 (102-90) | vs. Indiana | 3-23-12 |
| 100 (100-71) | vs. East Tennessee St. | 3-18-10 |

| | | |
|------------|-------------------|----------|
| 96 (96-73) | vs. Hofstra | 12-11-16 |
| 94 (94-57) | vs. UNC Asheville | 11-30-09 |
| 93 (93-80) | vs. Georgia | 3-12-16 |
| 91 (91-67) | vs. Auburn | 3-14-15 |
| 90 (90-60) | vs. Wake Forest | 3-20-10 |
| 87 (87-71) | vs. Iowa State | 3-17-12 |

MOST PTS. IN NCAA TOURNEY

| Pts.(Score) | Opp. | Date |
|--------------|------------------------|---------|
| 102 (102-90) | vs. Indiana | 3-23-12 |
| 100 (100-71) | vs. East Tennessee St. | 3-18-10 |
| 90 (90-60) | vs. Wake Forest | 3-20-10 |
| 87 (87-71) | vs. Iowa State | 3-17-12 |
| 86 (86-75) | vs. UCLA | 3-24-17 |
| 85 (85-57) | vs. Stony Brook | 3-17-16 |
| 82 (82-70) | vs. Baylor | 3-25-12 |
| 81 (81-66) | vs. Western Kentucky | 3-15-12 |
| 79 (79-70) | vs. NKU | 3-17-17 |
| 79 (79-56) | vs. Hampton | 3-19-15 |

MOST PTS. IN SEC TOURNEY

| Pts.(Score) | Opp. | Date |
|-------------|-----------------|---------|
| 93 (93-80) | vs. Georgia | 3-12-16 |
| 91 (91-67) | vs. Auburn | 3-14-15 |
| 85 (85-59) | vs. Alabama | 3-11-16 |
| 85 (85-67) | vs. LSU | 3-14-14 |
| 82 (82-65) | vs. Arkansas | 3-12-17 |
| 82 (82-77) | vs. Texas A&M | 3-13-16 |
| 79 (79-74) | vs. Alabama | 3-11-17 |
| 78 (78-63) | vs. Arkansas | 3-15-15 |
| 75 (75-66) | vs. Ole Miss | 3-11-11 |
| 75 (75-74) | vs. Miss. State | 3-14-10 |

MOST PTS. IN RUPP ARENA WIN

| Pts.(Score) | Opp. | Date |
|--------------|-----------------|----------|
| 111 (111-76) | UT MARTIN | 11-25-16 |
| 110 (110-75) | AUBURN | 2-21-15 |
| 108 (108-58) | MARIST | 11-11-11 |
| 105 (105-76) | UT ARLINGTON | 11-19-13 |
| 104 (104-75) | LIU BROOKLYN | 11-23-12 |
| 104 (104-61) | HARTFORD | 12-29-09 |
| 102 (102-92) | SAM HOUSTON ST. | 11-19-09 |
| 101 (101-70) | CLEVELAND STATE | 11-23-16 |
| 101 (101-49) | LAFAYETTE | 11-16-12 |
| 101 (101-70) | ARKANSAS | 1-23-10 |

MOST PTS. IN ROAD GAME WIN

| Pts.(Score) | Opp. | Date |
|-------------|--------------------|----------|
| 99 (99-76) | at Ole Miss | 12-29-16 |
| 90 (90-73) | at Indiana | 12-12-09 |
| 89 (89-62) | at South Carolina | 2-13-16 |
| 89 (89-77) | at Florida | 1-12-10 |
| 88 (88-81) | at Mississippi St. | 1-17-17 |
| 88 (88-79) | at Florida | 3-1-16 |
| 87 (87-81) | at Vanderbilt | 1-10-17 |
| 87 (87-74) | at Ole Miss | 1-29-13 |
| 86 (86-52) | at South Carolina | 2-4-12 |

MOST POINTS IN A HALF

| Pts. | Opp. | Date |
|-----------------|--------------------|----------|
| 63 ² | UT ARLINGTON | 11-19-13 |
| 63 ² | MARIST | 11-11-11 |
| 60 ¹ | at Ole Miss | 12-29-16 |
| 58 ¹ | vs. Arizona State | 11-28-16 |
| 58 ² | UT MARTIN | 11-25-16 |
| 58 ² | AUBURN | 2-21-15 |
| 57 ² | vs. Arizona State | 11-28-16 |
| 57 ¹ | ARKANSAS | 1-23-10 |
| 57 ¹ | HARTFORD | 12-29-09 |
| 56 ² | ARKANSAS | 1-7-17 |
| 56 ¹ | vs. North Carolina | 12-17-16 |
| 56 ¹ | CLEVELAND STATE | 11-23-16 |
| 56 ¹ | DREXEL | 12-21-09 |

¹ - First Half; ² - Second Half

FEWEST POINTS

| Pts.(Score) | Opp. | Date |
|-------------|------------------|----------|
| 48 (48-64) | vs. Vanderbilt | 3-15-13 |
| 50 (50-64) | at Notre Dame | 11-29-12 |
| 52 (52-69) | at Florida | 2-12-13 |
| 54 (54-60) | vs. UConn | 4-7-14 |
| 55 (55-48) | ALABAMA | 3-4-14 |
| 55 (55-59) | at Alabama | 1-22-13 |
| 55 (55-64) | BAYLOR | 12-1-12 |
| 55 (55-56) | vs. UConn | 4-2-11 |
| 56 (56-49) | vs. Kansas State | 3-21-14 |
| 56 (56-46) | COLUMBIA | 12-10-14 |

FEWEST POINTS IN A WIN

| Pts.(Score) | Opp. | Date |
|-------------|-------------------|----------|
| 55 (55-48) | ALABAMA | 3-4-14 |
| 56 (56-49) | vs. Kansas State | 3-21-14 |
| 56 (56-46) | COLUMBIA | 12-10-14 |
| 57 (57-44) | at Georgia | 1-24-12 |
| 58 (58-50) | at Louisville | 12-27-14 |
| 58 (58-38) | PROVIDENCE | 11-30-14 |
| 58 (58-43) | at South Carolina | 1-24-14 |
| 58 (58-56) | at Vanderbilt | 2-20-10 |
| 59 (59-57) | vs. Princeton | 3-1-11 |
| 60 (60-58) | at Vanderbilt | 1-10-13 |
| 60 (60-51) | vs. LSU | 3-9-12 |

FEWEST PTS. AT NEUTRAL SITE

| Pts.(Score) | Opp. | Date |
|-------------|------------------|----------|
| 48 (48-64) | vs. Vanderbilt | 3-15-13 |
| 54 (54-60) | vs. UConn | 4-7-14 |
| 55 (55-56) | vs. UConn | 4-2-11 |
| 56 (56-49) | vs. Kansas State | 3-21-14 |
| 59 (59-57) | vs. Princeton | 3-17-11 |
| 60 (60-61) | vs. Florida | 3-16-14 |
| 60 (60-51) | vs. LSU | 3-9-12 |
| 62 (62-67) | vs. Baylor | 12-6-13 |
| 62 (62-60) | vs. Ohio State | 3-25-11 |
| 62 (62-45) | vs. Cornell | 3-25-10 |
| 62 (62-52) | vs. Old Dominion | 11-20-11 |

FEWEST POINTS IN NCAA TOURNEY

| Pts.(Score) | Opp. | Date |
|-------------|-------------------|---------|
| 54 (54-60) | vs. UConn | 4-7-14 |
| 55 (55-56) | vs. UConn | 4-2-11 |
| 56 (56-49) | vs. Kansas State | 3-21-14 |
| 59 (59-57) | vs. Princeton | 3-17-11 |
| 62 (62-60) | vs. Ohio State | 3-25-11 |
| 62 (62-45) | vs. Cornell | 3-25-10 |
| 64 (64-71) | vs. Wisconsin | 4-4-15 |
| 64 (64-51) | vs. Cincinnati | 3-21-15 |
| 65 (65-62) | vs. Wichita State | 3-19-17 |
| 66 (66-73) | vs. West Virginia | 3-27-10 |
| 67 (67-73) | vs. Indiana | 3-19-16 |
| 67 (67-59) | vs. Kansas | 4-2-12 |

FEWEST PTS. IN SEC TOURNEY

| Pts.(Score) | Opp. | Date |
|-------------|----------------|---------|
| 48 (48-64) | vs. Vanderbilt | 3-15-13 |
| 60 (60-61) | vs. Florida | 3-16-14 |
| 60 (60-51) | vs. LSU | 3-9-12 |
| 64 (64-49) | vs. Florida | 3-13-15 |
| 64 (64-71) | vs. Vanderbilt | 3-11-12 |
| 70 (70-58) | vs. Georgia | 3-15-14 |
| 70 (70-54) | vs. Florida | 3-13-11 |
| 71 (71-60) | vs. Georgia | 3-10-17 |
| 72 (72-58) | vs. Alabama | 3-12-11 |

FEWEST PTS. IN RUPP ARENA

| Pts.(Score) | Opp. | Date |
|-------------|------------|----------|
| 55 (55-64) | BAYLOR | 12-1-12 |
| 56 (56-46) | COLUMBIA | 12-10-14 |
| 58 (58-38) | PROVIDENCE | 11-30-14 |
| 61 (61-57) | FLORIDA | 3-9-13 |

FEWEST PTS. IN ROAD GAME

| Pts.(Score) | Opp. | Date |
|-------------|-------------------|----------|
| 50 (50-64) | at Notre Dame | 11-29-12 |
| 52 (52-69) | at Florida | 2-12-13 |
| 55 (55-48) | at Alabama | 3-4-14 |
| 55 (55-59) | at Alabama | 1-22-13 |
| 57 (57-59) | at Robert Morris | 3-19-13 |
| 57 (57-44) | at Georgia | 1-24-12 |
| 58 (58-50) | at Louisville | 12-27-14 |
| 58 (58-43) | at South Carolina | 1-24-14 |
| 58 (58-88) | at Tennessee | 2-16-13 |
| 58 (58-56) | at Vanderbilt | 2-20-10 |

FEWEST POINTS IN A HALF

| Pts. | Opp. | Date |
|-----------------|----------------|----------|
| 19 ² | at Georgia | 1-24-12 |
| 21 ¹ | vs. UConn | 4-2-11 |
| 22 ¹ | at Louisville | 12-27-14 |
| 22 ² | at Alabama | 1-22-13 |
| 22 ¹ | at Tennessee | 3-6-11 |
| 23 ¹ | COLUMBIA | 12-10-14 |
| 23 ² | vs. UConn | 4-7-14 |
| 23 ¹ | vs. Vanderbilt | 3-15-13 |
| 23 ² | vs. Maryland | 11-9-12 |
| 23 ¹ | vs. UConn | 12-9-09 |

¹ - First Half; ² - Second Half



DeAaron Fox's triple-double vs. Arizona State, which fueled Kentucky to a John Calipari-era record 115 points, was UK's first triple-double since Chris Mills in December 1988.

CALIPARI ERA TEAM GAME RECORDS

MOST FIELD GOALS

| FGs. | Opp. | Date |
|------|--------------------|----------|
| 46 | MARIST | 11-11-11 |
| 44 | vs. Arizona State | 11-28-16 |
| 44 | AUBURN | 2-21-15 |
| 42 | LIU-BROOKLYN | 11-23-12 |
| 41 | UT MARTIN | 11-25-16 |
| 41 | HARTFORD | 12-29-09 |
| 40 | vs. North Carolina | 12-17-16 |
| 40 | LAFAYETTE | 11-16-12 |
| 38 | CLEVELAND STATE | 11-23-16 |
| 38 | LSU | 3-5-16 |
| 38 | vs. Wake Forest | 3-20-10 |

FEWEST FIELD GOALS

| FGs. | Opp. | Date |
|------|-------------------|----------|
| 14 | at South Carolina | 3-1-14 |
| 16 | ALABAMA | 3-4-14 |
| 17 | LOUISVILLE | 12-31-11 |
| 17 | at Auburn | 2-12-14 |
| 18 | vs. LSU | 3-9-12 |
| 18 | vs. Vanderbilt | 3-15-13 |
| 18 | vs. Florida | 3-16-14 |
| 18 | vs. UConn | 4-7-14 |
| 18 | at Texas A&M | 1-10-15 |
| 18 | at South Carolina | 1-24-15 |

MOST FIELD-GOAL ATTEMPTS

| FGs. | Opp. | Date |
|------|--------------------|----------|
| 84 | vs. Arizona State | 11-28-16 |
| 80 | UCLA | 12-3-16 |
| 77 | ARKANSAS | 1-23-10 |
| 76 | ARKANSAS | 2-27-14 |
| 75 | MARIST | 11-11-11 |
| 74 | at Ole Miss | 12-29-16 |
| 74 | vs. North Carolina | 12-17-16 |
| 74 | UT MARTIN | 11-25-16 |

FEWEST FIELD-GOAL ATTEMPTS

| FGs. | Opp. | Date |
|------|---------------------|----------|
| 39 | at South Carolina | 1-24-15 |
| 40 | at Robert Morris | 3-19-13 |
| 41 | ALABAMA | 1-31-15 |
| 41 | TENNESSEE | 1-31-12 |
| 42 | FLORIDA | 2-15-14 |
| 42 | vs. Providence | 12-1-13 |
| 42 | vs. LSU | 3-9-12 |
| 42 | vs. Cleveland State | 11-24-09 |

MOST FREE THROWS

| FTs. | Opp. | Date |
|------|-------------------|----------|
| 35 | vs. Indiana | 3-23-12 |
| 33 | at South Carolina | 3-1-14 |
| 32 | LOUISVILLE | 12-31-11 |
| 31 | MOREHEAD STATE | 11-21-12 |
| 31 | INDIANA | 12-11-10 |
| 30 | vs. Auburn | 3-14-15 |
| 30 | UNC ASHEVILLE | 11-8-13 |
| 30 | vs. Baylor | 3-25-12 |
| 29 | ILLINOIS STATE | 11-30-15 |
| 29 | at North Carolina | 12-14-13 |

FEWEST FREE THROWS

| FTs. | Opp. | Date |
|------|-----------------|----------|
| 4 | vs. UConn | 4-2-11 |
| 4 | VANDERBILT | 1-23-16 |
| 6 | vs. Michigan | 3-30-14 |
| 6 | at Florida | 2-12-13 |
| 6 | at Alabama | 1-22-13 |
| 6 | vs. Princeton | 3-17-11 |
| 7 | at LSU | 2-10-15 |
| 7 | vs. UCLA | 12-20-14 |
| 7 | at Florida | 3-4-12 |
| 7 | at Georgia | 1-24-12 |
| 7 | vs. Wake Forest | 3-20-10 |

MOST FREE-THROW ATTEMPTS

| FTs. | Opp. | Date |
|------|-------------------|----------|
| 48 | UNC ASHEVILLE | 11-8-13 |
| 46 | ILLINOIS STATE | 11-30-15 |
| 44 | vs. Baylor | 3-25-12 |
| 44 | INDIANA | 12-11-10 |
| 43 | at North Carolina | 12-14-13 |
| 43 | LOUISVILLE | 12-31-11 |
| 42 | at South Carolina | 3-1-14 |
| 41 | vs. LSU | 3-14-14 |
| 41 | MOREHEAD STATE | 11-21-12 |

FEWEST FREE-THROW ATTEMPTS

| FTs. | Opp. | Date |
|------|-------------------|---------|
| 6 | VANDERBILT | 1-23-16 |
| 10 | vs. Wisconsin | 4-4-15 |
| 11 | at LSU | 2-10-15 |
| 11 | vs. Michigan | 3-30-14 |
| 11 | MISSISSIPPI STATE | 2-27-13 |
| 11 | at Florida | 2-12-13 |
| 11 | at Alabama | 1-22-13 |
| 11 | at Florida | 3-4-12 |
| 11 | GEORGIA | 3-1-12 |
| 11 | FLORIDA | 2-7-12 |
| 11 | vs. Princeton | 3-17-11 |

MOST 3-POINTERS

| 3s. | Opp. | Date |
|-----|--------------------------|----------|
| 15 | GEORGIA | 3-1-12 |
| 15 | vs. East Tennessee State | 3-18-10 |
| 14 | HARTFORD | 12-29-09 |
| 13 | TEXAS A&M | 1-3-17 |
| 13 | vs. Alabama | 3-11-16 |
| 13 | EAST TENNESSEE STATE | 11-12-10 |
| 12 | FLORIDA | 2-6-16 |
| 12 | vs. UCLA | 12-20-14 |
| 12 | CHATTANOOGA | 12-17-11 |
| 12 | vs. North Carolina | 3-27-11 |
| 12 | WINTHROP | 12-22-10 |
| 12 | VANDERBILT | 1-30-10 |

FEWEST 3-POINTERS

| 3s. | Opp. | Date |
|-----|---------------|---------|
| 1 | at Vanderbilt | 1-10-17 |
| 1 | Texas | 12-5-14 |
| 1 | LSU | 2-22-14 |
| 1 | vs. LSU | 3-9-12 |
| 1 | Tennessee | 1-31-12 |
| 1 | vs. Alabama | 3-12-10 |

MOST 3-POINT ATTEMPTS

| 3s. | Opp. | Date |
|-----|--------------------------|----------|
| 33 | CHATTANOOGA | 12-17-11 |
| 33 | vs. East Tennessee State | 3-18-10 |
| 33 | ARKANSAS | 1-23-10 |
| 32 | vs. West Virginia | 3-27-10 |
| 28 | vs. Arizona State | 11-28-16 |
| 28 | at Texas A&M | 1-10-15 |
| 28 | ALABAMA | 3-4-14 |
| 28 | vs. Vanderbilt | 3-11-12 |
| 28 | HARTFORD | 12-29-09 |
| 27 | GEORGIA | 3-1-12 |
| 27 | vs. UConn | 4-2-11 |

FEWEST 3-POINT ATTEMPTS

| 3s. | Opp. | Date |
|-----|----------------|----------|
| 5 | vs. Wisconsin | 4-4-15 |
| 5 | vs. Wisconsin | 4-5-14 |
| 5 | at Tennessee | 1-14-12 |
| 6 | FLORIDA | 3-7-15 |
| 6 | Vanderbilt | 1-20-15 |
| 7 | at Missouri | 1-29-15 |
| 7 | PROVIDENCE | 11-30-14 |
| 7 | vs. Louisville | 3-31-12 |
| 7 | at Indiana | 12-10-11 |

MOST REBOUNDS

| Rebs. | Opp. | Date |
|-------|----------------------|----------|
| 59 | vs. Arizona State | 11-28-16 |
| 59 | ARKANSAS | 1-23-10 |
| 57 | LOUISVILLE | 12-31-11 |
| 56 | ROBERT MORRIS | 11-17-13 |
| 54 | NJIT | 11-14-15 |
| 53 | at Texas A&M | 1-10-15 |
| 53 | MONTANA STATE | 11-23-14 |
| 53 | at Mississippi State | 2-16-10 |
| 53 | at LSU | 2-6-10 |

FEWEST REBOUNDS

| Rebs. | Opp. | Date |
|-------|------------------|----------|
| 21 | ALABAMA | 1-31-15 |
| 21 | at Tennessee | 2-16-13 |
| 22 | vs. Wisconsin | 4-4-15 |
| 24 | GEORGIA | 2-3-15 |
| 24 | NORTH CAROLINA | 12-13-14 |
| 24 | TENNESSEE | 1-18-14 |
| 25 | vs. Baylor | 12-6-13 |
| 25 | at Robert Morris | 3-19-13 |

MOST OFFENSIVE REBOUNDS

| Rebs. | Opp. | Date |
|-------|-------------------|----------|
| 26 | ARKANSAS | 2-27-14 |
| 24 | GRAND CANYON | 11-14-14 |
| 24 | vs. West Virginia | 3-27-10 |
| 22 | NJIT | 11-14-15 |
| 22 | at Auburn | 2-2-14 |
| 22 | ARKANSAS | 1-23-10 |
| 21 | VALPARAISO | 12-7-16 |
| 21 | COLUMBIA | 12-10-14 |
| 21 | at South Carolina | 3-1-14 |
| 21 | BAYLOR | 12-1-12 |
| 21 | at Indiana | 12-12-09 |

FEWEST OFFENSIVE REBOUNDS

| Rebs. | Opp. | Date |
|-------|-------------------|---------|
| 3 | at South Carolina | 1-24-14 |
| 5 | GEORGIA | 2-3-15 |
| 5 | ALABAMA | 1-31-15 |
| 5 | MISSISSIPPI STATE | 2-15-11 |
| 5 | GEORGIA | 1-29-11 |

MOST DEFENSIVE REBOUNDS

| Rebs. | Opp. | Date |
|-------|---------------------|----------|
| 39 | vs. Arizona State | 11-28-16 |
| 39 | ROBERT MORRIS | 11-17-13 |
| 39 | EASTERN MICHIGAN | 1-2-13 |
| 38 | vs. Hampton | 3-19-15 |
| 38 | EASTERN KENTUCKY | 12-7-14 |
| 38 | vs. Cleveland State | 11-24-09 |
| 37 | at Texas A&M | 1-10-15 |
| 37 | LOUISVILLE | 12-31-11 |
| 37 | ARKANSAS | 1-23-10 |
| 36 | vs. FLORIDA | 2-25-17 |
| 36 | at Florida | 3-1-16 |
| 36 | RADFORD | 11-23-11 |
| 36 | MARIST | 11-11-11 |

FEWEST DEFENSIVE REBOUNDS

| Rebs. | Opp. | Date |
|-------|----------------|----------|
| 9 | at Tennessee | 2-16-13 |
| 13 | NORTH CAROLINA | 12-13-14 |
| 15 | vs. Baylor | 12-6-13 |
| 15 | at Alabama | 1-18-11 |
| 16 | vs. Wisconsin | 4-4-15 |
| 16 | ALABAMA | 1-31-15 |
| 16 | TEXAS A&M | 1-12-13 |
| 16 | at Auburn | 1-11-12 |
| 16 | vs. UConn | 11-24-10 |

MOST ASSISTS

| Assts. | Opp. | Date |
|--------|-------------------|----------|
| 33 | vs. Arizona State | 11-28-16 |
| 30 | HARTFORD | 12-29-09 |

| | | |
|----|--------------------------|----------|
| 28 | LIU-BROOKLYN | 11-23-12 |
| 28 | vs. UNC Asheville | 11-30-09 |
| 25 | CLEVELAND STATE | 11-23-16 |
| 25 | AUBURN | 2-21-15 |
| 25 | vs. UCLA | 12-20-14 |
| 24 | at Ole Miss | 12-29-16 |
| 24 | UT MARTIN | 11-25-16 |
| 24 | BOSTON | 11-21-14 |
| 24 | MARIST | 11-11-11 |
| 24 | vs. East Tennessee State | 3-18-10 |

FEWEST ASSISTS

| Assts. | Opp. | Date |
|--------|----------------|----------|
| 5 | LSU | 2-22-14 |
| 6 | VANDERBILT | 3-1-11 |
| 7 | at Florida | 2-4-17 |
| 7 | vs. Wisconsin | 4-4-15 |
| 7 | vs. Florida | 3-13-15 |
| 7 | ARKANSAS | 2-27-14 |
| 7 | at Auburn | 2-12-14 |
| 7 | BOISE STATE | 12-10-13 |
| 7 | vs. Vanderbilt | 3-15-13 |
| 7 | VANDERBILT | 2-20-13 |
| 7 | at Tennessee | 1-14-12 |
| 7 | vs. Washington | 11-23-10 |

MOST TURNOVERS

| TOs. | Opp. | Date |
|------|---------------------|----------|
| 24 | MOREHEAD STATE | 11-13-09 |
| 23 | SAM HOUSTON STATE | 11-19-09 |
| 21 | LOUISVILLE | 12-31-11 |
| 21 | vs. Old Dominion | 11-20-11 |
| 21 | NORTH CAROLINA | 12-5-09 |
| 20 | EASTERN MICHIGAN | 11-27-13 |
| 20 | ALBANY | 11-13-15 |
| 20 | vs. Cleveland State | 11-24-09 |

FEWEST TURNOVERS

| TOs. | Opp. | Date |
|------|-------------------|----------|
| 3 | at Georgia | 3-3-15 |
| 3 | at South Carolina | 2-4-12 |
| 4 | ALABAMA | 2-23-16 |
| 4 | COLUMBIA | 12-10-14 |
| 4 | vs. Wisconsin | 4-5-14 |
| 4 | PORTLAND | 11-26-11 |
| 5 | vs. Georgia | 3-12-16 |
| 5 | at Vanderbilt | 2-27-16 |
| 5 | ALABAMA | 1-31-15 |

MOST BLOCKS

| Blks. | Opp. | Date |
|-------|-----------------|----------|
| 18 | ST. JOHN'S | 12-1-11 |
| 15 | vs. Stony Brook | 3-17-16 |
| 14 | at Georgia | 3-3-10 |
| 13 | vs. UCLA | 12-20-14 |
| 13 | at Ole Miss | 1-29-13 |
| 13 | ARKANSAS | 1-17-12 |
| 13 | vs. Kansas | 11-15-11 |
| 13 | MARIST | 11-11-11 |

FEWEST BLOCKS

| Blks. | Opp. | Date |
|-------|---------------|----------|
| 1 | at Vanderbilt | 1-10-17 |
| 1 | vs. Alabama | 3-11-16 |
| 1 | at LSU | 1-5-16 |
| 1 | WRIGHT STATE | 11-20-15 |
| 1 | ALABAMA | 1-31-15 |
| 1 | at Missouri | 1-29-15 |
| 1 | vs. Wisconsin | 4-5-14 |
| 1 | at Florida | 3-8-14 |

MOST STEALS

| Stls. | Opp. | Date |
|-------|-------------------|----------|
| 15 | LAFAYETTE | 11-16-12 |
| 13 | OLE MISS | 1-2-16 |
| 13 | vs. UConn | 12-9-09 |
| 12 | STEPHEN F. AUSTIN | 11-11-16 |



Calipari Era Team Game Records

| 12 | BOSTON | 11-24-15 |
|----|-------------------|----------|
| 12 | NORTH CAROLINA | 12-13-14 |
| 12 | PROVIDENCE | 11-30-14 |
| 12 | LIPSCOMB | 12-15-12 |
| 12 | PORTLAND | 11-26-11 |
| 12 | vs. Cornell | 3-25-10 |
| 12 | GEORGIA | 1-9-10 |
| 12 | vs. UNC Asheville | 11-30-09 |

FEWEST STEALS

| Stls. | Opp. | Date |
|-------|--------------------|----------|
| 0 | vs. Baylor | 12-6-13 |
| 1 | vs. Michigan State | 11-12-13 |
| 1 | at Robert Morris | 3-19-13 |
| 1 | vs. West Virginia | 3-19-11 |
| 1 | FLORIDA | 2-26-11 |

MOST PERSONAL FOULS

| Fls. | Opp. | Date |
|------|-------------------|----------|
| 33 | at Kansas | 1-30-16 |
| 31 | at Arkansas | 1-14-14 |
| 31 | at North Carolina | 12-14-13 |
| 29 | at South Carolina | 3-1-14 |
| 28 | VANDERBILT | 1-30-10 |
| 27 | vs. Hofstra | 12-11-16 |
| 27 | at Florida | 3-1-16 |
| 27 | at UCLA | 12-3-15 |
| 27 | vs. West Virginia | 3-27-10 |

FEWEST PERSONAL FOULS

| Fls. | Opp. | Date |
|------|-------------------|----------|
| 7 | HARTFORD | 12-29-09 |
| 8 | MONTANA STATE | 11-23-14 |
| 8 | LAFAYETTE | 11-16-12 |
| 8 | vs. Florida | 3-10-12 |
| 8 | vs. Princeton | 3-17-11 |
| 8 | WINTHROP | 12-22-10 |
| 8 | DREXEL | 12-21-09 |
| 8 | vs. UNC Asheville | 11-30-09 |

HIGHEST FIELD-GOAL PCT.

| Pct. | Opp. | Date |
|------|-------------------|----------|
| .677 | LIU-BROOKLYN | 11-23-12 |
| .647 | AUBURN | 2-21-15 |
| .645 | LAFAYETTE | 11-16-12 |
| .643 | vs. Providence | 12-1-13 |
| .614 | SOUTH CAROLINA | 2-5-13 |
| .613 | MARIST | 11-11-11 |
| .603 | vs. Wake Forest | 3-20-10 |
| .603 | HARTFORD | 12-29-09 |
| .600 | SAM HOUSTON STATE | 11-19-09 |
| .593 | BOSTON | 11-30-10 |

LOWEST FIELD-GOAL PCT.

| Pct. | Opp. | Date |
|------|-------------------|----------|
| .269 | at South Carolina | 3-1-14 |
| .281 | at Texas A&M | 1-10-15 |
| .296 | BAYLOR | 12-1-12 |
| .298 | LOUISVILLE | 12-31-11 |
| .309 | at Auburn | 2-12-14 |
| .327 | ALABAMA | 3-4-14 |
| .339 | vs. UConn | 4-2-11 |
| .342 | ARKANSAS | 2-27-14 |
| .343 | vs. West Virginia | 3-27-10 |
| .346 | vs. Vanderbilt | 3-15-13 |

HIGHEST FREE-THROW PCT.

| Pct. | Opp. | Date |
|-------|----------------------|----------|
| 1.000 | FLORIDA | 2-7-12 |
| 1.000 | AUSTIN PEAY | 12-19-09 |
| .958 | TENNESSEE | 1-18-14 |
| .955 | at Florida | 2-7-15 |
| .946 | vs. Indiana | 3-23-12 |
| .923 | at Mississippi State | 2-25-15 |
| .900 | vs. Wisconsin | 4-4-15 |
| .900 | at Ole Miss | 2-18-14 |
| .895 | DREXEL | 12-21-09 |
| .889 | at Alabama | 1-17-15 |
| .889 | TENNESSEE | 1-31-12 |

min 10 attempts

LOWEST FREE-THROW PCT.

| Pct. | Opp. | Date |
|------|--------------------|----------|
| .333 | vs. UConn | 4-2-11 |
| .391 | EAST TENNESSEE ST. | 11-12-10 |
| .412 | vs. Wake Forest | 3-20-10 |
| .435 | at Vanderbilt | 2-27-16 |
| .471 | PROVIDENCE | 11-30-14 |
| .478 | at Louisville | 12-29-12 |
| .500 | OLE MISS | 1-2-16 |
| .500 | BOSTON | 11-24-15 |
| .500 | vs. Georgia | 3-15-14 |
| .500 | vs. Vanderbilt | 3-15-13 |
| .500 | vs. Oklahoma | 11-22-10 |

HIGHEST 3-POINT PERCENTAGE

| Pct. | Opp. | Date |
|------|--------------|----------|
| .700 | at Florida | 3-1-16 |
| .692 | DREXEL | 12-21-09 |
| .667 | AUSTIN PEAY | 12-19-09 |
| .636 | vs. Michigan | 3-30-14 |
| .625 | BOSTON | 11-30-10 |
| .600 | FLORIDA | 2-6-16 |
| .600 | FLORIDA | 2-7-12 |
| .591 | vs. Alabama | 3-11-16 |
| .583 | vs. Arkansas | 3-15-15 |
| .583 | at Florida | 2-5-11 |

LOWEST 3-POINT PERCENTAGE

| Pct. | Opp. | Date |
|------|-------------------|----------|
| .077 | vs. Alabama | 3-12-10 |
| .083 | TEXAS | 12-5-14 |
| .091 | at Tennessee | 2-27-10 |
| .100 | TENNESSEE | 1-31-12 |
| .111 | at Vanderbilt | 1-10-17 |
| .118 | COLUMBIA | 12-10-14 |
| .125 | vs. LSU | 3-9-12 |
| .125 | vs. West Virginia | 3-27-10 |

min 10 attempts

| | | |
|------|-------------|---------|
| .125 | vs. Cornell | 3-25-10 |
| .143 | GEORGIA | 1-9-10 |
| .143 | LOUISVILLE | 1-2-10 |

HIGHEST REBOUND MARGIN

| Mg. | Opp. | Date |
|-----|-------------------|----------|
| +31 | NJIT | 11-14-15 |
| +30 | GRAND CANYON | 11-14-14 |
| +28 | NORTHERN KY. | 11-10-13 |
| +27 | vs. Little Rock | 1-3-12 |
| +26 | vs. Arizona State | 11-28-16 |
| +26 | LOUISVILLE | 12-31-11 |
| +25 | EASTERN KENTUCKY | 12-9-15 |
| +25 | EASTERN MICHIGAN | 1-2-13 |
| +25 | at Indiana | 12-12-09 |
| +24 | SOUTH CAROLINA | 2-14-15 |
| +23 | ROBERT MORRIS | 11-17-13 |
| +23 | DREXEL | 12-21-09 |

LOWEST REBOUND MARGIN

| Mg. | Opp. | Date |
|-----|-------------------|---------|
| -25 | at Florida | 2-4-17 |
| -18 | at Tennessee | 2-16-13 |
| -16 | vs. Baylor | 12-6-13 |
| -16 | vs. Maryland | 11-9-12 |
| -15 | TENNESSEE | 1-18-14 |
| -14 | at LSU | 1-5-16 |
| -12 | vs. Wisconsin | 4-4-15 |
| -12 | GEORGIA | 2-3-15 |
| -12 | at South Carolina | 1-24-14 |
| -12 | vs. Alabama | 3-12-10 |
| -11 | at Kansas | 1-30-16 |
| -11 | TEXAS | 12-5-14 |

CALIPARI ERA LARGEST MARGINS

VICTORY MARGINS

| Margin (Score) | Opponent | Date |
|----------------|-------------------|----------|
| +58 (86-28) | MONTANA STATE | 11-13-14 |
| +52 (101-49) | LAFAYETTE | 11-16-12 |
| +50 (108-58) | MARIST | 11-11-11 |
| +49 (86-37) | MISSOUI | 1-13-15 |
| +48 (92-44) | UT ARLINGTON | 11-25-14 |
| +48 (88-40) | RADFORD | 11-23-11 |
| +46 (115-69) | vs. Arizona State | 11-28-16 |
| +44 (88-44) | DREXEL | 12-21-09 |
| +42 (100-58) | TEXAS A&M | 1-3-17 |
| +43 (104-61) | HARTFORD | 12-29-09 |
| +40 (85-45) | GRAND CANYON | 11-14-14 |
| +39 (78-39) | vs. West Virginia | 3-26-15 |
| +39 (83-44) | vs. UCLA | 12-20-14 |

VICTORY MARGIN IN RUPP ARENA

| Margin (Score) | Opponent | Date |
|----------------|---------------|----------|
| +58 (86-28) | MONTANA STATE | 11-13-14 |
| +52 (101-49) | LAFAYETTE | 11-16-12 |
| +50 (108-58) | MARIST | 11-11-11 |
| +49 (86-37) | MISSOURI | 1-13-15 |
| +48 (92-44) | UT ARLINGTON | 11-25-14 |
| +48 (88-40) | RADFORD | 11-23-11 |
| +44 (88-44) | DREXEL | 12-21-09 |
| +43 (104-61) | HARTFORD | 12-29-09 |
| +42 (100-58) | TEXAS A&M | 1-3-17 |
| +40 (85-45) | GRAND CANYON | 11-14-14 |
| +38 (87-49) | ROBERT MORRIS | 11-17-13 |
| +38 (88-50) | LIPSCOMB | 12-15-12 |
| +38 (82-44) | LSU | 1-15-11 |

VICTORY MARGIN IN SEC PLAY

| Margin (Score) | Opponent | Date |
|----------------|-----------|---------|
| +49 (86-37) | MISSOUI | 1-13-15 |
| +42 (100-58) | TEXAS A&M | 1-3-17 |
| +38 (82-44) | LSU | 1-15-11 |
| +35 (110-75) | AUBURN | 2-21-15 |

| | | |
|--------------|-------------------|---------|
| +34 (82-48) | GEORGIA | 2-9-16 |
| +34 (88-54) | MISSOURI | 1-27-16 |
| +34 (77-43) | SOUTH CAROLINA | 2-14-15 |
| +34 (86-52) | at South Carolina | 2-4-12 |
| +31 (90-59) | SOUTH CAROLINA | 2-19-11 |
| +31 (101-70) | ARKANSAS | 1-23-10 |
| +30 (43-36) | MISSISSIPPI STATE | 2-27-13 |
| +30 (79-49) | GEORGIA | 3-1-12 |

VICTORY MARGIN ON THE ROAD

| Margin (Score) | Opponent | Date |
|----------------|----------------------|----------|
| +34 (86-52) | at South Carolina | 2-4-12 |
| +31 (79-48) | at Portland | 11-19-10 |
| +27 (89-62) | at South Carolina | 2-13-16 |
| +26 (81-55) | at LSU | 2-6-10 |
| +24 (74-50) | at LSU | 1-28-12 |
| +23 (99-76) | at Ole Miss | 12-29-16 |
| +22 (70-48) | at Alabama | 1-17-15 |
| +22 (75-53) | at Auburn | 1-19-13 |
| +18 (74-56) | at Mississippi State | 2-25-15 |
| +18 (66-48) | at Tennessee | 2-17-15 |
| +17 (90-73) | at Indiana | 12-12-09 |

VICTORY MARGIN AT A NEUTRAL SITE

| Margin (Score) | Opponent | Date |
|----------------|------------------------|----------|
| +46 (115-69) | vs. Arizona State | 11-28-16 |
| +39 (78-39) | vs. West Virginia | 3-26-15 |
| +39 (83-44) | vs. UCLA | 12-20-14 |
| +38 (85-47) | vs. Penn State | 11-19-11 |
| +32 (72-40) | vs. Kansas | 11-18-14 |
| +30 (90-60) | vs. Wake Forest | 3-20-10 |
| +29 (100-71) | vs. East Tennessee St. | 3-18-10 |
| +29 (74-45) | vs. Tennessee | 3-13-10 |
| +28 (85-57) | vs. Stony Brook | 3-17-16 |
| +26 (85-59) | vs. Alabama | 3-11-16 |

VICTORY MARGIN ON THE ROAD IN THE SEC

| Margin (Score) | Opponent | Date |
|----------------|----------------------|----------|
| +34 (86-52) | at South Carolina | 2-4-12 |
| +27 (89-62) | at South Carolina | 2-13-16 |
| +26 (81-55) | at LSU | 2-6-10 |
| +24 (74-50) | at LSU | 1-28-12 |
| +23 (99-76) | at Ole Miss | 12-29-16 |
| +22 (70-48) | at Alabama | 1-17-15 |
| +22 (75-53) | at Auburn | 1-19-13 |
| +18 (74-56) | at Mississippi State | 2-25-15 |
| +18 (66-48) | at Tennessee | 2-17-15 |
| +16 (77-61) | at Alabama | 1-9-16 |
| +16 (69-53) | at Missouri | 1-29-15 |

VICTORY MARGIN IN THE SEC TOURNAMENT

| Margin (Score) | Opponent | Date |
|----------------|---------------|---------|
| +29 (74-45) | vs. Tennessee | 3-13-10 |
| +26 (85-59) | vs. Alabama | 3-11-16 |
| +24 (91-67) | vs. Auburn | 3-14-15 |
| +18 (85-67) | vs. LSU | 3-14-14 |
| +17 (82-65) | vs. Arkansas | 3-12-17 |
| +16 (70-54) | vs. Florida | 3-13-11 |
| +15 (78-63) | vs. Arkansas | 3-15-15 |
| +15 (64-49) | vs. Florida | 3-13-15 |
| +14 (72-58) | vs. Alabama | 3-12-11 |
| +13 (93-80) | vs. Georgia | 3-12-16 |

VICTORY MARGIN IN THE NCAA TOURNAMENT

| Margin (Score) | Opponent | Date |
|----------------|------------------------|---------|
| +39 (78-39) | vs. West Virginia | 3-26-15 |
| +30 (90-60) | vs. Wake Forest | 3-20-10 |
| +29 (100-71) | vs. East Tennessee St. | 3-18-10 |
| +28 (85-57) | vs. Stony Brook | 3-17-16 |
| +23 (79-56) | vs. Hampton | 3-19-15 |
| +17 (62-45) | vs. Cornell | 3-25-10 |
| +16 (87-71) | vs. Iowa State | 3-17-12 |

| | | |
|--------------|-----------------|---------|
| +15 (81-66) | vs. Western Ky. | 3-15-12 |
| +13 (64-51) | vs. Cincinnati | 3-21-15 |
| +12 (82-70) | vs. Baylor | 3-25-12 |
| +12 (102-90) | vs. Indiana | 3-23-12 |

KENTUCKY'S 100-POINT GAMES

| Points (Score) | Opponent | Date |
|----------------|------------------|----------|
| 115 (115-69) | Arizona State | 11/28/16 |
| 111 (111-76) | UT Martin | 11/25/16 |
| 110 (110-75) | Auburn | 2/21/15 |
| 108 (108-58) | Marist | 11/11/11 |
| 105 (105-76) | UT Arlington | 11/19/13 |
| 104 (104-75) | LIU Brooklyn | 11/23/12 |
| 104 (104-61) | Hartford | 12/29/09 |
| 103 (103-100) | North Carolina | 12/17/16 |
| 102 (102-90) | Indiana | 3/23/12 |
| 102 (102-92) | Rider | 11/21/09 |
| 101 (101-70) | Cleveland St. | 11/23/16 |
| 101 (101-49) | Lafayette | 11/16/12 |
| 101 (101-70) | Arkansas | 1/23/10 |
| 100 (100-58) | Texas A&M | 1/3/17 |
| 100 (100-71) | E. Tennessee St. | 3/18/10 |

YEAR BY YEAR 100-POINT SCORING GAMES

| Year | No. |
|------|-----|
| 2010 | 4 |
| 2011 | 0 |
| 2012 | 2 |
| 2013 | 2 |
| 2014 | 1 |
| 2015 | 1 |
| 2016 | 0 |
| 2017 | 5 |

CALIPARI ERA TEAM SEASON RECORDS

MOST WINS

| Wins | Year |
|------|------|
| 38 | 2015 |
| 38 | 2012 |
| 35 | 2010 |
| 32 | 2017 |
| 29 | 2014 |
| 29 | 2011 |
| 27 | 2016 |
| 21 | 2013 |

FEWEST LOSSES

| Losses | Year |
|--------|------|
| 1 | 2015 |
| 2 | 2012 |
| 3 | 2010 |
| 6 | 2017 |
| 9 | 2016 |
| 9 | 2011 |
| 11 | 2014 |
| 12 | 2013 |

MOST POINTS

| Points | Year |
|--------|------|
| 3,225 | 2017 |
| 3,095 | 2012 |
| 3,012 | 2010 |
| 2,992 | 2014 |
| 2,900 | 2015 |
| 2,861 | 2016 |
| 2,845 | 2011 |
| 2,396 | 2013 |

HIGHEST POINTS PER GAME AVERAGE

| Avg. | Year |
|------|------|
| 84.9 | 2017 |
| 79.5 | 2016 |
| 79.3 | 2010 |
| 77.4 | 2012 |
| 74.9 | 2011 |
| 74.8 | 2014 |
| 74.4 | 2015 |
| 72.6 | 2013 |

FEWEST OPPONENT POINTS

| Points | Year |
|--------|------|
| 2,118 | 2015 |
| 2,127 | 2013 |
| 2,412 | 2011 |
| 2,423 | 2012 |
| 2,451 | 2016 |
| 2,468 | 2010 |
| 2,665 | 2014 |
| 2,716 | 2017 |

LOWEST OPPONENT POINTS PER GAME AVG.

| Avg. | Year |
|------|------|
| 54.3 | 2015 |
| 60.6 | 2012 |
| 63.5 | 2011 |
| 64.5 | 2013 |
| 64.9 | 2010 |
| 66.6 | 2014 |
| 68.1 | 2016 |
| 71.5 | 2017 |

HIGHEST SCORING MARGIN

| Margin | Year |
|--------|------|
| 20.1 | 2015 |
| 16.8 | 2012 |
| 14.4 | 2010 |
| 13.4 | 2017 |
| 11.4 | 2016 |
| 11.4 | 2011 |
| 8.2 | 2014 |
| 8.1 | 2013 |

MOST FIELD GOALS

| FGs | Year |
|-------|------|
| 1,134 | 2017 |
| 1,096 | 2012 |
| 1,066 | 2010 |
| 1,028 | 2016 |
| 1,006 | 2015 |
| 1,004 | 2014 |
| 1,002 | 2011 |
| 863 | 2013 |

MOST FIELD GOALS ATTEMPTED

| Atts. | Year |
|-------|------|
| 2,396 | 2017 |
| 2,248 | 2012 |
| 2,228 | 2010 |
| 2,214 | 2014 |
| 2,183 | 2011 |
| 2,150 | 2015 |
| 2,149 | 2016 |
| 1,815 | 2013 |

HIGHEST FIELD-GOAL PERCENTAGE

| Pct. | Year |
|------|------|
| .488 | 2012 |
| .478 | 2016 |
| .478 | 2010 |
| .475 | 2013 |
| .473 | 2017 |
| .468 | 2015 |
| .459 | 2011 |
| .453 | 2014 |

LOWEST OPPONENT FIELD-GOAL PCT.

| Pct. | Year |
|------|------|
| .354 | 2015 |
| .374 | 2012 |
| .378 | 2010 |
| .392 | 2013 |
| .394 | 2011 |
| .397 | 2016 |
| .411 | 2014 |
| .424 | 2017 |

MOST 3-POINTERS

| 3's | Year |
|-----|------|
| 281 | 2011 |
| 267 | 2017 |
| 244 | 2016 |
| 231 | 2010 |
| 225 | 2012 |
| 203 | 2015 |
| 203 | 2014 |
| 184 | 2013 |

MOST 3-POINTERS ATTEMPTED

| Atts. | Year |
|-------|------|
| 756 | 2017 |
| 707 | 2011 |
| 697 | 2010 |
| 666 | 2016 |
| 611 | 2014 |
| 595 | 2012 |
| 582 | 2015 |
| 532 | 2013 |

HIGHEST 3-POINT FIELD-GOAL PCT.

| Pct. | Year |
|------|------|
| .397 | 2011 |
| .378 | 2012 |
| .366 | 2016 |
| .353 | 2017 |
| .349 | 2015 |
| .346 | 2013 |
| .332 | 2014 |
| .331 | 2010 |

LOWEST OPPONENT 3-POINT FG PCT.

| Pct. | Year |
|------|------|
| .271 | 2015 |
| .306 | 2017 |
| .313 | 2010 |
| .318 | 2012 |
| .322 | 2014 |
| .324 | 2013 |
| .324 | 2011 |
| .326 | 2016 |

MOST FREE THROWS MADE

| FTs | Year |
|-----|------|
| 781 | 2014 |
| 690 | 2017 |
| 685 | 2015 |
| 678 | 2012 |
| 649 | 2010 |
| 561 | 2016 |
| 560 | 2011 |
| 486 | 2013 |

MOST FREE THROWS ATTEMPTED

| Atts. | Year |
|-------|------|
| 1,146 | 2014 |
| 981 | 2017 |
| 971 | 2010 |
| 943 | 2015 |
| 938 | 2012 |
| 813 | 2016 |
| 789 | 2011 |
| 757 | 2013 |

HIGHEST FREE-THROW PERCENTAGE

| Pct. | Year |
|------|------|
| .726 | 2015 |
| .723 | 2012 |
| .710 | 2011 |
| .703 | 2017 |
| .690 | 2016 |
| .682 | 2014 |
| .668 | 2010 |
| .642 | 2013 |

MOST REBOUNDS

| Rebs. | Year |
|-------|------|
| 1,608 | 2014 |
| 1,584 | 2010 |
| 1,556 | 2012 |
| 1,511 | 2017 |
| 1,482 | 2015 |
| 1,420 | 2011 |
| 1,396 | 2016 |
| 1,249 | 2013 |

HIGHEST REBOUNDS PER GAME AVERAGE

| Avg. | Year |
|------|------|
| 41.7 | 2010 |
| 40.2 | 2014 |
| 39.8 | 2017 |
| 38.9 | 2012 |
| 38.8 | 2016 |
| 38.0 | 2015 |
| 37.8 | 2013 |
| 37.4 | 2011 |

HIGHEST REBOUND MARGIN

| Margin | Year |
|--------|------|
| 9.4 | 2014 |
| 8.1 | 2010 |
| 6.8 | 2015 |
| 6.7 | 2012 |
| 5.2 | 2016 |
| 4.7 | 2017 |
| 4.3 | 2013 |

MOST ASSISTS

| Assts. | Year |
|--------|------|
| 585 | 2017 |
| 573 | 2010 |
| 553 | 2015 |
| 531 | 2012 |
| 512 | 2016 |
| 482 | 2011 |
| 446 | 2014 |
| 441 | 2013 |

HIGHEST ASSISTS PER GAME AVERAGE

| Avg | Year |
|-------|------|
| 15.39 | 2017 |
| 15.08 | 2010 |
| 14.22 | 2016 |
| 14.18 | 2015 |
| 13.36 | 2013 |
| 13.28 | 2012 |
| 12.68 | 2011 |
| 11.15 | 2014 |

MOST STEALS

| Stls. | Year |
|-------|------|
| 279 | 2010 |
| 253 | 2015 |
| 242 | 2012 |
| 229 | 2017 |
| 211 | 2011 |
| 206 | 2016 |
| 189 | 2014 |
| 185 | 2013 |

HIGHEST STEALS PER GAME AVERAGE

| Avg. | Year |
|------|------|
| 7.34 | 2010 |
| 6.49 | 2015 |
| 6.05 | 2012 |
| 6.03 | 2017 |
| 5.72 | 2016 |
| 5.61 | 2013 |
| 5.55 | 2011 |
| 4.72 | 2014 |

MOST BLOCKS

| Blks. | Year |
|-------|------|
| 344 | 2012 |
| 273 | 2010 |
| 268 | 2015 |
| 239 | 2011 |
| 236 | 2014 |
| 217 | 2013 |
| 209 | 2016 |
| 201 | 2017 |

HIGHEST BLOCKS PER GAME AVERAGE

| Avg. | Year |
|------|------|
| 8.60 | 2012 |
| 7.18 | 2010 |
| 6.87 | 2015 |
| 6.58 | 2013 |
| 6.29 | 2011 |
| 5.90 | 2014 |
| 5.81 | 2016 |
| 5.29 | 2017 |

FEWEST TURNOVERS

| TOs | Year |
|-----|------|
| 402 | 2016 |
| 406 | 2011 |
| 408 | 2015 |
| 430 | 2013 |
| 443 | 2017 |
| 453 | 2012 |
| 481 | 2014 |
| 547 | 2010 |

LOWEST TURNOVERS PER GAME AVERAGE

| Avg. | Year |
|-------|------|
| 10.46 | 2015 |
| 10.68 | 2011 |
| 11.17 | 2016 |
| 11.32 | 2012 |
| 11.66 | 2017 |
| 12.03 | 2014 |
| 13.03 | 2013 |
| 14.39 | 2010 |

MOST OPPONENT TURNOVERS

| TOs | Year |
|-----|------|
| 544 | 2017 |
| 533 | 2015 |
| 531 | 2010 |
| 466 | 2012 |
| 458 | 2011 |
| 447 | 2016 |
| 428 | 2014 |
| 390 | 2013 |

FEWEST FOULS

| Fls. | Year |
|------|------|
| 566 | 2013 |
| 593 | 2012 |
| 601 | 2011 |
| 641 | 2010 |
| 665 | 2015 |
| 718 | 2017 |
| 732 | 2014 |
| 737 | 2016 |

MOST PLAYERS TO AVG. DOUBLE-FIGURES

| Players | Year |
|---------|------|
| 5 | 2012 |
| 4 | 2017 |
| 4 | 2014 |
| 4 | 2013 |
| 4 | 2011 |
| 4 | 2010 |
| 3 | 2015 |
| 3 | 2016 |


MOST PLAYERS TO START (5+ GAMES)

| Players | Year |
|---------|------|
| 7 | 2013 |
| 7 | 2015 |
| 7 | 2016 |
| 6 | 2017 |
| 6 | 2014 |
| 6 | 2012 |
| 6 | 2011 |
| 6 | 2010 |



embrace **THE PAST**

TOP-RANKED RECRUITING CLASSES ... THE GOLD STANDARD ... BIG BLUE MADNESS ... SWAGGER
 THRIVING UNDER PRESSURE ... EVERYBODY'S SUPER BOWL ... COLLEGE BASKETBALL'S BIGGEST STAGE
 UNRIVALED EXPOSURE ... ADVERSITY ... SOCIAL MEDIA ... THE GRIND ... YOUTH ... MY BROTHER'S KEEPER
 HAVING A KIND HEART ... NOTHING IS GIVEN ... FINAL FOURS ... CUTTING DOWN NETS
 HANGING BANNERS IN RUPP ARENA ... EIGHT NATIONAL CHAMPIONSHIPS ... MOST ALL-TIME WINS
 IN COLLEGE BASKETBALL HISTORY ... THE KENTUCKY EFFECT ... SUCCEED AND PROCEED ... GRADUATION
 CHASING YOUR DREAMS ... DRAFT NIGHT ... THE SUCCESS RATE ... CHANGING LIVES ... LOTTERY PICKS
 NBA ALL-STARS AND MVPS ... NBA WORLD CHAMPIONS ... LA FAMILIA ... RECRUITING THE BEST
 OF THE BEST ... TOP-RANKED RECRUITING CLASSES ... THE GOLD STANDARD ... BIG BLUE MADNESS
 SWAGGER ... THRIVING UNDER PRESSURE ... EVERYBODY'S SUPER BOWL ... COLLEGE BASKETBALL'S
 BIGGEST STAGE ... UNRIVALED EXPOSURE ... ADVERSITY ... SOCIAL MEDIA ... THE GRIND ... YOUTH
 MY BROTHER'S KEEPER ... HAVING A KIND HEART ... NOTHING IS GIVEN ... FINAL FOURS ... CUTTING DOWN
 NETS ... HANGING BANNERS IN RUPP ARENA ... EIGHT NATIONAL CHAMPIONSHIPS ... MOST ALL-TIME WINS
 IN COLLEGE BASKETBALL HISTORY ... THE KENTUCKY EFFECT ... SUCCEED AND PROCEED ... GRADUATION
 CHASING YOUR DREAMS ... DRAFT NIGHT ... THE SUCCESS RATE ... CHANGING LIVES ... LOTTERY PICKS
 TOP-RANKED RECRUITING CLASSES ... THE GOLD STANDARD ... BIG BLUE MADNESS ... SWAGGER
 THRIVING UNDER PRESSURE ... EVERYBODY'S SUPER BOWL ... COLLEGE BASKETBALL'S BIGGEST STAGE
 UNRIVALED EXPOSURE ... ADVERSITY ... SOCIAL MEDIA ... THE GRIND ... YOUTH ... MY BROTHER'S KEEPER
 HAVING A KIND HEART ... NOTHING IS GIVEN ... FINAL FOURS ... CUTTING DOWN NETS
 HANGING BANNERS IN RUPP ARENA ... EIGHT NATIONAL CHAMPIONSHIPS ... MOST ALL-TIME WINS
 IN COLLEGE BASKETBALL HISTORY ... THE KENTUCKY EFFECT ... SUCCEED AND PROCEED ... GRADUATION
 CHASING YOUR DREAMS ... DRAFT NIGHT ... THE SUCCESS RATE ... CHANGING LIVES ... LOTTERY PICKS
 NBA ALL-STARS AND MVPS ... NBA WORLD CHAMPIONS ... LA FAMILIA ... RECRUITING THE BEST
 OF THE BEST ... TOP-RANKED RECRUITING CLASSES ... THE GOLD STANDARD ... BIG BLUE MADNESS
 SWAGGER ... THRIVING UNDER PRESSURE ... EVERYBODY'S SUPER BOWL ... COLLEGE BASKETBALL'S
 BIGGEST STAGE ... UNRIVALED EXPOSURE ... ADVERSITY ... SOCIAL MEDIA ... THE GRIND ... YOUTH
 MY BROTHER'S KEEPER ... HAVING A KIND HEART ... NOTHING IS GIVEN ... FINAL FOURS ... CUTTING DOWN
 NETS ... HANGING BANNERS IN RUPP ARENA ... EIGHT NATIONAL CHAMPIONSHIPS ... MOST ALL-TIME WINS



RESULTS

YEAR-BY-YEAR RESULTS

| YEAR | W L T PCT. | | | | RANK | H A N | | | SEC | | | | SEC TOURNAMENT | | | NCAA/NIT TOURNAMENT | | | COACH | | |
|---|------------|----|---|-------|-----------|----------------|---|------|--------|-------|------|--------|----------------|------------------|--------|---------------------|----------------------|--|---------------------|----------------------|------|
| | W | L | T | PCT. | | W | L | PCT. | FINISH | W | L | FINISH | W | L | FINISH | | | | | | |
| 1903 | 1 | 2 | | .333 | | 1-2 | | | | | | | | | | | | | | | |
| 1904 | 1 | 4 | | .250 | | 1-1 0-3 | | | | | | | | | | | | | Andrus | | |
| 1905 | 1 | 4 | | .250 | | 1-3 0-1 | | | | | | | | | | | | | | | |
| 1906 | 5 | 9 | | .357 | | 2-3 3-6 | | | | | | | | | | | | | Wendt | | |
| 1907 | 3 | 6 | | .333 | | 3-2 | | | | | | | | | | | | | Kirby | | |
| 1908 | 5 | 6 | | .455 | | 4-1 1-5 | | | | | | | | | | | | | Chambers | | |
| 1909 | 5 | 4 | | .556 | | 4-1 1-3 | | | | | | | | | | | | | Chambers | | |
| 1910 | 4 | 8 | | .333 | | 3-2 1-6 | | | | | | | | | | | | | Spahr/Sweetland | | |
| 1911 | 5 | 6 | | .455 | | 3-2 2-4 | | | | | | | | | | | | | Iddings | | |
| 1912 | 9 | 0 | | 1.000 | | 7-0 2-0 | | | | | | | | | | | | | Sweetland | | |
| 1913 | 5 | 3 | | .625 | | 5-3 | | | | | | | | | | | | | Tigert | | |
| 1914 | 12 | 2 | | .857 | | 9-0 3-2 | | | | | | | | | | | | | Brumage | | |
| 1915 | 7 | 5 | | .583 | | 6-1 1-4 | | | | | | | | | | | | | Brumage | | |
| 1916 | 8 | 6 | | .571 | | 4-6 4-0 | | | | | | | | | | | | | Park | | |
| 1917 | 4 | 6 | | .400 | | 3-2 1-4 | | | | | | | | | | | | | Tuttle | | |
| 1918 | 9 | 2 | 1 | .792 | | 5-0 4-1-1 0-1 | | | | | | | | | | | | | Boles | | |
| 1919 | 6 | 8 | | .429 | | 3-4 3-4 | | | | | | | | | | | | | Gill | | |
| 1920 | 5 | 7 | | .417 | | 3-2 2-5 | | | | | | | | | | | | | Buchheit | | |
| 1921 | 13 | 1 | | .929 | | 7-0 2-1 4-0 | | | | | | | 4 0 | &-SIAA Champions | | | | | Buchheit | | |
| 1922 | 10 | 6 | | .625 | | 5-1 4-4 1-1 | | | 3 1 | .750 | 5th | | 1 1 | &-Quarterfinals | | | | | Buchheit | | |
| 1923 | 3 | 10 | | .231 | | 2-7 1-3 | | | 0 5 | .000 | 18th | | | | | | | | Buchheit | | |
| 1924 | 13 | 3 | | .813 | | 10-1 3-2 0-1 | | | 6 2 | .750 | 5th | | 0 1 | &-1st Round | | | | | Buchheit | | |
| 1925 | 13 | 8 | | .619 | | 8-2 4-5 1-1 | | | 6 2 | .750 | 3rd | | 1 1 | %-Quarterfinals | | | | | Applegan | | |
| 1926 | 15 | 3 | | .833 | | 9-1 4-1 2-1 | | | 8 0 | 1.000 | 1st | | 2 1 | %-Semifinals | | | | | Eklund | | |
| 1927 | 3 | 13 | | .188 | | 2-7 1-6 | | | 1 6 | .143 | 18th | | | | | | | | Hayden | | |
| 1928 | 12 | 6 | | .667 | | 6-2 4-3 2-1 | | | 8 1 | .889 | 5th | | 2 1 | %-Semifinals | | | | | Mauer | | |
| 1929 | 12 | 5 | | .706 | | 7-2 3-2 2-1 | | | 7 4 | .636 | 6th | | 1 1 | %-Quarterfinals | | | | | Mauer | | |
| 1930 | 16 | 3 | | .842 | | 12-1 2-1 2-1 | | | 9 1 | .900 | t2nd | | 2 1 | %-Semifinals | | | | | Mauer | | |
| 1931 | 15 | 3 | | .833 | | 9-0 3-2 3-1 | | | 8 2 | .800 | 4th | | 3 1 | %-Runner-Up | | | | | Rupp | | |
| 1932 | 15 | 2 | | .882 | | 10-1 4-0 1-1 | | | 9 1 | .900 | t1st | | 1 1 | %-Quarterfinals | | | | | Rupp | | |
| 1933 | 21 | 3 | | .875 | | 10-1 5-2 6-0 | | | 8 0 | 1.000 | 1st | | 4 0 | SECCChampions | | | | | Rupp | | |
| 1934 | 16 | 1 | | .941 | | 10-0 5-0 1-1 | | | 11 0 | 1.000 | 1st | | 0 1 | Quarterfinals | | | | | Rupp | | |
| 1935 | 19 | 2 | | .905 | | 13-0 5-2 1-0 | | | 11 0 | 1.000 | 1st | | | | | | | | Rupp | | |
| 1936 | 15 | 6 | | .714 | | 11-1 3-4 1-1 | | | 6 2 | .750 | 1st | | 1 1 | Semifinals | | | | | Rupp | | |
| 1937 | 17 | 5 | | .773 | | 9-1 3-3 5-1 | | | 5 3 | .625 | 1st | | 3 0 | Champions | | | | | Rupp | | |
| 1938 | 13 | 5 | | .722 | | 9-0 2-4 2-1 | | | 6 0 | 1.000 | 2nd | | 0 1 | Quarterfinals | | | | | Rupp | | |
| 1939 | 16 | 4 | | .800 | | 8-1 5-1 3-2 | | | 5 2 | .714 | 1st | | 3 0 | Champions | | | | | Rupp | | |
| 1940 | 15 | 6 | | .714 | | 8-1 2-4 5-1 | | | 4 4 | .500 | 7th | | 3 0 | Champions | | | | | Rupp | | |
| 1941 | 17 | 8 | | .680 | | 9-1 5-4 3-3 | | | 8 1 | .889 | 1st | | 3 1 | Runner-Up | | | | | Rupp | | |
| 1942 | 19 | 6 | | .760 | | 10-0 4-4 5-2 | | | 6 2 | .750 | 3rd | | 4 0 | Champions | 1 1 | 1 | Final Four-3rd | | Rupp | | |
| 1943 | 17 | 6 | | .739 | | 8-1 5-2 4-3 | | | 8 1 | .889 | 1st | | 3 1 | Runner-Up | 2 1 | | | | Rupp | | |
| 1944 | 19 | 2 | | .905 | | 8-0 3-1 8-1 | | | 0 0 | .000 | -- | | 3 0 | Champions | 2 1 | 1 | 3rd (NIT) | | Rupp | | |
| 1945 | 22 | 4 | | .846 | | 9-0 6-2 7-2 | | | 4 1 | .800 | 1st | | 4 0 | Champions | 1 1 | 1 | Elite Eight | | Rupp | | |
| 1946 | 28 | 2 | | .933 | | 12-0 7-1 9-1 | | | 6 0 | 1.000 | 1st | | 4 0 | Champions | 3 0 | 0 | Champions (NIT) | | Rupp | | |
| 1947 | 34 | 3 | | .919 | | 16-0 8-1 10-2 | | | 11 0 | 1.000 | 1st | | 4 0 | Champions | 2 1 | 1 | Runner-Up (NIT) | | Rupp | | |
| 1948 | 36 | 3 | | .923 | | 11-0 13-2 12-1 | | | 9 0 | 1.000 | 1st | | 4 0 | Champions | 3 0 | 0 | Final Four-Champions | | Rupp | | |
| Kentucky also won the 1948 World Championships, claiming the gold medal at the '48 Olympic Games in London. | | | | | | | | | | | | | | | | | | | | | |
| 1949 | 32 | 2 | | .941 | 1st/-- | 10-0 8-0 14-2 | | | 13 0 | 1.000 | 1st | | 4 0 | Champions | 3 0 | 0 | Final Four-Champions | | Rupp | | |
| 1950 | 25 | 5 | | .833 | 3rd/-- | 10-0 6-4 9-1 | | | 11 2 | .846 | 1st | | 3 0 | Champions | 0 1 | 1 | 1st Round (NIT) | | Rupp | | |
| 1951 | 32 | 2 | | .941 | 1st/1st | 14-0 8-1 10-1 | | | 14 0 | 1.000 | 1st | | 4 0 | Champions | 4 0 | 0 | Final Four-Champions | | Rupp | | |
| 1952 | 29 | 3 | | .906 | 1st/1st | 12-0 8-1 9-2 | | | 14 0 | 1.000 | 1st | | 4 0 | Champions | 1 1 | 1 | Elite Eight | | Rupp | | |
| 1953 Under suspension by NCAA...No official games played | | | | | | | | | | | | | | | | | | | | | |
| 1954 | 25 | 0 | | 1.000 | 1st/2nd | 16-0 5-0 4-0 | | | 14 0 | 1.000 | t1st | | | | | | | | Declined NCAA berth | Rupp | |
| 1955 | 23 | 3 | | .885 | 2nd/2nd | 13-1 8-1 2-1 | | | 12 2 | .857 | 1st | | | | | | | | | Sweet 16 | Rupp |
| 1956 | 20 | 6 | | .769 | 9th/NR | 11-2 6-2 3-2 | | | 12 2 | .857 | 2nd | | | | | | | | | Elite Eight | Rupp |
| 1957 | 23 | 5 | | .821 | 3rd/3rd | 14-2 6-3 3-0 | | | 12 2 | .857 | 1st | | | | | | | | | Elite Eight | Rupp |
| 1958 | 23 | 6 | | .793 | 9th/14th | 14-1 5-4 4-1 | | | 12 2 | .857 | 1st | | | | | | | | | Final Four-Champions | Rupp |
| 1959 | 24 | 3 | | .889 | 2nd/2nd | 13-0 7-2 4-1 | | | 12 2 | .857 | t2nd | | | | | | | | | Sweet 16 | Rupp |
| 1960 | 18 | 7 | | .720 | NR/NR | 11-3 4-4 3-0 | | | 10 4 | .714 | 3rd | | | | | | | | | | Rupp |
| 1961 | 19 | 9 | | .679 | NR/18th | 12-2 2-5 5-2 | | | 10 4 | .714 | t2nd | | | | | | | | | Elite Eight | Rupp |
| 1962 | 23 | 3 | | .885 | 3rd/3rd | 14-2 6-0 3-1 | | | 13 1 | .929 | t1st | | | | | | | | | Elite Eight | Rupp |
| 1963 | 16 | 9 | | .640 | NR/NR | 10-5 4-4 2-0 | | | 8 6 | .571 | 5th | | | | | | | | | | Rupp |
| 1964 | 21 | 6 | | .778 | 4th/3rd | 13-1 4-3 4-2 | | | 11 3 | .786 | 1st | | | | | | | | | Sweet 16 | Rupp |
| 1965 | 15 | 10 | | .600 | NR/NR | 11-3 4-5 0-2 | | | 10 6 | .625 | 5th | | | | | | | | | | Rupp |
| 1966 | 27 | 2 | | .931 | 1st/1st | 13-0 10-1 4-1 | | | 15 1 | .938 | 1st | | | | | | | | | Final Four-Runner-Up | Rupp |
| 1967 | 13 | 13 | | .500 | NR/NR | 8-7 4-6 1-0 | | | 8 10 | .444 | t5th | | | | | | | | | | Rupp |
| 1968 | 22 | 5 | | .815 | 4th/4th | 14-1 7-3 1-1 | | | 15 3 | .833 | 1st | | | | | | | | | Elite Eight | Rupp |
| 1969 | 23 | 5 | | .821 | 7th/7th | 12-1 9-2 2-2 | | | 16 2 | .889 | 1st | | | | | | | | | Sweet 16 | Rupp |
| 1970 | 26 | 2 | | .929 | 1st/1st | 15-0 8-1 3-1 | | | 17 1 | .944 | 1st | | | | | | | | | Elite Eight | Rupp |
| 1971 | 22 | 6 | | .786 | 10th/-- | 12-1 10-2 0-3 | | | 16 2 | .889 | 1st | | | | | | | | | Sweet 16 | Rupp |
| 1972 | 21 | 7 | | .750 | 18th/14th | 12-1 7-4 2-2 | | | 14 4 | .778 | t1st | | | | | | | | | Elite Eight | Rupp |
| 1973 | 20 | 8 | | .714 | 17th/15th | 11-2 7-4 2-2 | | | 14 4 | .889 | 1st | | | | | | | | | Elite Eight | Hall |

Year-by-Year Results

| YEAR | W | L | T | PCT. | RANK | H | A | N | SEC | | | SEC TOURNAMENT | | | NCAA/NIT TOURNAMENT | | | COACH | |
|------|----|----|---|------|-----------|------|------|------|-----|----|-------|--------------------|---|---|---------------------|---|----------------------|----------------------|-----------|
| | | | | | | | | | W | L | PCT. | FINISH | W | L | FINISH | W | L | | FINISH |
| 1974 | 13 | 13 | | .500 | NR/NR | 9-3 | 4-7 | 0-3 | 9 | 9 | .500 | t4th | | | | | | Hall | |
| 1975 | 26 | 5 | | .839 | 2nd/4th | 12-0 | 7-4 | 7-1 | 15 | 3 | .833 | t1st | | | 4 | 1 | Final Four-Runner-Up | Hall | |
| 1976 | 20 | 10 | | .667 | NR/NR | 11-1 | 4-7 | 5-2 | 11 | 7 | .611 | t4th | | | 4 | 0 | Champion (NIT) | Hall | |
| 1977 | 26 | 4 | | .867 | 6th/5th | 12-2 | 10-1 | 4-1 | 16 | 2 | .889 | t1st | | | 2 | 1 | Elite Eight | Hall | |
| 1978 | 30 | 2 | | .938 | 1st/1st | 16-0 | 8-2 | 6-0 | 16 | 2 | .889 | 1st | | | 5 | 0 | Final Four-Champion | Hall | |
| 1979 | 19 | 12 | | .613 | NR/NR | 11-3 | 4-7 | 4-2 | 10 | 8 | .556 | 6th | 3 | 1 | Runner-Up | 0 | 1 | 1st Round (NIT) | Hall |
| 1980 | 29 | 6 | | .829 | 4th/3rd | 12-3 | 9-1 | 8-2 | 15 | 3 | .833 | 1st | 2 | 1 | Semifinals | 1 | 1 | Sweet 16 | Hall |
| 1981 | 22 | 6 | | .786 | 8th/8th | 15-0 | 7-3 | 0-3 | 15 | 3 | .833 | 2nd | 0 | 1 | Quarterfinals | 0 | 1 | 2nd Round | Hall |
| 1982 | 22 | 8 | | .733 | 8th/9th | 15-1 | 6-5 | 1-2 | 13 | 5 | .722 | t1st | 2 | 1 | Semifinals | 0 | 1 | 1st Round | Hall |
| 1983 | 23 | 8 | | .742 | 12th/12th | 14-1 | 6-5 | 3-2 | 13 | 5 | .722 | 1st | 0 | 1 | Quarterfinals | 2 | 1 | Elite Eight | Hall |
| 1984 | 29 | 5 | | .853 | 3rd/3rd | 16-0 | 8-4 | 5-1 | 14 | 4 | .778 | 1st | 3 | 0 | Champions | 3 | 1 | Final Four | Hall |
| 1985 | 18 | 13 | | .581 | NR/NR | 11-3 | 4-8 | 3-2 | 11 | 7 | .611 | t3rd | 0 | 1 | Quarterfinals | 2 | 1 | Sweet 16 | Hall |
| 1986 | 32 | 4 | | .889 | 3rd/3rd | 18-0 | 10-3 | 4-1 | 17 | 1 | .944 | 1st | 3 | 0 | Champions | 3 | 1 | Elite Eight | Sutton |
| 1987 | 18 | 11 | | .621 | NR/NR | 13-2 | 5-6 | 0-3 | 10 | 8 | .556 | t3rd | 0 | 1 | Quarterfinals | 0 | 1 | 1st Round | Sutton |
| 1988 | 25 | 5 | | .833 | 6th/6th | 14-2 | 6-3 | 5-0 | 13 | 5 | .722 | 1st* | 3 | 0 | Champions* | | | | Sutton |
| 1989 | 13 | 19 | | .406 | NR/NR | 8-5 | 2-10 | 3-4 | 8 | 10 | .444 | t6th | 0 | 1 | Quarterfinals | | | | Sutton |
| 1990 | 14 | 14 | | .500 | NR/NR | 13-2 | 1-10 | 0-2 | 10 | 8 | .556 | t4th@ | | | | | | | Pitino |
| 1991 | 22 | 6 | | .786 | 9th/-- | 13-0 | 7-6 | 2-0 | 14 | 4 | .778 | 2nd SEC/1st East | | | | | | | Pitino |
| 1992 | 29 | 7 | | .806 | 6th/6th | 15-2 | 5-4 | 9-1 | 12 | 4 | .750 | 2nd SEC/1st East | 3 | 0 | Champions | 3 | 1 | Elite Eight | Pitino |
| 1993 | 30 | 4 | | .882 | 6th/3rd | 16-0 | 7-3 | 7-1 | 13 | 3 | .813 | 2nd SEC/2nd East | 3 | 0 | Champions | 4 | 1 | Final Four | Pitino |
| 1994 | 27 | 7 | | .794 | 7th/8th | 13-1 | 5-4 | 9-2 | 12 | 4 | .750 | 2nd SEC/1st East | 3 | 0 | Champions | 1 | 1 | 2nd Round | Pitino |
| 1995 | 28 | 5 | | .848 | 2nd/5th | 12-1 | 7-2 | 9-2 | 14 | 2 | .875 | 1st SEC/1st East | 3 | 0 | Champions | 3 | 1 | Elite Eight | Pitino |
| 1996 | 34 | 2 | | .944 | 1st/2nd | 13-0 | 8-0 | 13-2 | 16 | 0 | 1.000 | 1st SEC/1st East | 2 | 1 | Runner-Up | 6 | 0 | Champions | Pitino |
| 1997 | 35 | 5 | | .825 | 2nd/5th | 12-1 | 7-3 | 16-1 | 13 | 3 | .813 | 2nd SEC/2nd East | 3 | 0 | Champions | 5 | 1 | Final Four-Runner-Up | Pitino |
| 1998 | 35 | 4 | | .897 | 5th/1st | 9-3 | 11-0 | 15-1 | 14 | 2 | .875 | 1st SEC/1st East | 3 | 0 | Champions | 6 | 0 | Champions | Smith |
| 1999 | 28 | 9 | | .757 | 8th/t5th | 12-1 | 4-5 | 12-3 | 11 | 5 | .688 | 3rd SEC/2nd East | 3 | 0 | Champions | 3 | 1 | Elite Eight | Smith |
| 2000 | 23 | 10 | | .757 | 19th/20th | 14-0 | 5-5 | 4-5 | 12 | 4 | .750 | t1st SEC/t1st East | 0 | 1 | Quarterfinals | 1 | 1 | 2nd Round | Smith |
| 2001 | 24 | 10 | | .706 | 9th/8th | 11-1 | 7-5 | 6-4 | 12 | 4 | .750 | t1st SEC/t1st East | 3 | 0 | Champions | 2 | 1 | Sweet 16 | Smith |
| 2002 | 22 | 10 | | .688 | 16th/13th | 12-3 | 5-4 | 5-3 | 10 | 6 | .625 | t2nd SEC/t1st East | 0 | 1 | Quarterfinals | 2 | 1 | Sweet 16 | Smith |
| 2003 | 32 | 4 | | .889 | 1st/4th | 12-1 | 10-1 | 10-2 | 16 | 0 | 1.000 | 1st SEC/1st East | 3 | 0 | Champions | 3 | 1 | Elite Eight | Smith |
| 2004 | 27 | 5 | | .844 | 2nd/8th | 11-2 | 7-2 | 9-1 | 13 | 3 | .813 | 2nd SEC/1st East | 3 | 0 | Champions | 1 | 1 | 2nd Round | Smith |
| 2005 | 28 | 6 | | .824 | 7th/5th | 14-1 | 7-3 | 7-2 | 14 | 2 | .875 | 1st SEC/1st East | 2 | 1 | Runner-Up | 3 | 1 | Elite Eight | Smith |
| 2006 | 22 | 13 | | .629 | NR/RV | 10-5 | 6-4 | 6-4 | 9 | 7 | .563 | 6th SEC/3rd East | 2 | 1 | Semifinals | 1 | 1 | 2nd Round | Smith |
| 2007 | 22 | 12 | | .647 | RV/RV | 14-2 | 4-6 | 4-4 | 9 | 7 | .563 | 4th SEC/4th East | 1 | 1 | Quarterfinals | 1 | 1 | 2nd Round | Smith |
| 2008 | 18 | 13 | | .581 | NR/NR | 14-4 | 4-6 | 0-3 | 12 | 4 | .750 | 3rd SEC/2nd East | 0 | 1 | Quarterfinals | 0 | 1 | First Round | Gillispie |
| 2009 | 22 | 14 | | .611 | NR/NR | 13-6 | 5-7 | 4-1 | 8 | 8 | .500 | 7th SEC/4th East | 1 | 1 | Quarterfinals | 2 | 1 | Quarterfinals (NIT) | Gillispie |
| 2010 | 35 | 3 | | .921 | 2nd/5th | 18-0 | 7-2 | 10-1 | 14 | 2 | .875 | 1st SEC/1st East | 3 | 0 | Champions | 3 | 1 | Elite Eight | Calipari |
| 2011 | 29 | 9 | | .763 | 11th/3rd | 15-0 | 4-7 | 10-2 | 10 | 6 | .625 | 3rd SEC/2nd East | 3 | 0 | Champions | 4 | 1 | Final Four | Calipari |
| 2012 | 38 | 2 | | .950 | 1st/1st | 18-0 | 8-1 | 12-1 | 16 | 0 | 1.000 | 1st SEC/1st East | 2 | 1 | Runner-Up | 6 | 0 | Champions | Calipari |
| 2013 | 21 | 12 | | .636 | NR/NR | 16-2 | 4-8 | 1-2 | 12 | 6 | .667 | 2nd SEC | 0 | 1 | Quarterfinals | 0 | 1 | First Round (NIT) | Calipari |
| 2014 | 29 | 11 | | .725 | RV/2nd | 16-2 | 5-5 | 8-4 | 12 | 6 | .667 | 2nd SEC | 2 | 1 | Runner-Up | 5 | 1 | Final Four-Runner-Up | Calipari |
| 2015 | 38 | 1 | | .974 | 1st/3rd | 19-0 | 10-0 | 9-1 | 18 | 0 | 1.000 | 1st SEC | 3 | 0 | Champions | 4 | 1 | Final Four | Calipari |
| 2016 | 27 | 9 | | .750 | 10th/16th | 17-0 | 4-7 | 6-2 | 13 | 5 | .722 | t1st SEC | 3 | 0 | Champions | 1 | 1 | 2nd Round | Calipari |
| 2017 | 32 | 6 | | .842 | 6th/5th | 15-2 | 7-3 | 10-1 | 16 | 2 | .889 | 1st SEC | 3 | 0 | Champions | 3 | 1 | Elite Eight | Calipari |

&- Southern Intercollegiate Athletic Association

*-Vacated due to NCAA sanctions

Rankings - AP/UPI (Coaches Poll)

%-Southern Conference

From 1933-50 the SEC Champion was determined by a tournament, except for 1935.

@-Not eligible for title due to NCAA sanctions



Kentucky advanced to its fourth Final Four in five years under head coach John Calipari in 2015.

ALL-TIME RESULTS

1903 (1-2)

Coach: Unnamed
 Starters: J. White Guyn & R.H. Arnett, G. Joe Coons, C. H.J. Wurtele & Lee Andrews, F

| | | | |
|------|----------------|-------|---|
| F.6 | GEORGETOWN | 6-15 | L |
| F.18 | LEXINGTON YMCA | 11-10 | W |
| F.20 | TRANSYLVANIA | 2-42 | L |

19-67

1904 (1-4)

Coach: Leander E. Andrus, Mgr.
 Captain: St. John
 Starters: Guyn, Arnett, St. John, Wurtele, Coons

| | | | |
|------|------------------|-------|---|
| F.4 | at Georgetown | 11-26 | L |
| F.12 | at Transylvania# | 5-12 | L |
| F.13 | GEORGETOWN | 10-22 | L |
| F.26 | at Transylvania | 12-14 | L |
| M.4 | CINCINNATI | 25-21 | W |

63-95

Transylvania (formerly known as Kentucky University) game at UK was called off because of failure to agree on a referee. State College (University of Kentucky) team was present and agreed to play. The offer was accepted and KU won 12-5.

1905 (1-4)

Coach:
 Captain: J.M.Coons

| | | | |
|------|-----------------|-------|---|
| J.13 | GEORGETOWN | 9-14 | L |
| J.21 | CINCINNATI YMCA | 22-43 | L |
| J.27 | TRANSYLVANIA | 30-29 | W |
| F.4 | at Transylvania | 1-22 | L |
| F.22 | TRANSYLVANIA | 23-33 | L |

85-141

1906 (5-9)

Coach: W.B. Wendt (Mgr.)
 Captain: D.P. Branson
 Starters: Baer, Donan, Barbee, Wilson, Herman

| | | | |
|------|------------------------|-------|---|
| J.11 | LEXINGTON YMCA# | | W |
| J.12 | MIAMI, OHIO | 10-15 | L |
| J.19 | CENTRAL U. | 15-14 | W |
| J.20 | at Georgetown | 9-34 | L |
| J.26 | at Central U. | 17-15 | W |
| J.27 | CINCINNATI YMCA | 16-23 | L |
| F.3 | Christ Church, Cin. | 24-38 | L |
| F.9 | GEORGETOWN | 22-28 | L |
| F.12 | at New Albany YMCA | 12-29 | L |
| F.13 | at Vernon College | 34-14 | W |
| F.14 | at Moores Hill | 32-11 | W |
| F.15 | at Christ Church, Cin. | 17-54 | L |
| F.16 | at Cincinnati | 6-48 | L |
| F.17 | at Miami, Ohio | 19-29 | L |

236-348

W.B. Wendt on J.9, 1969 verified that State College (UK) opened the 1906 season against Kentucky U. (Transylvania) in the YMCA. Athletic committees of the two schools had canceled all games after a fight at a football game in November 1905. Wendt and the Kentucky U. manager agreed to play at the YMCA and list the State College foe as YMCA instead of Kentucky U. State College won but Mr. Wendt didn't remember the score, which he hadn't listed.

1907 (3-6)

Coach: A.M. Kirby (Mgr.)
 Captain: J.M. Wilson
 Starters: Shanklin, Baer, Bryant, Barbee

| | | | |
|------|-------------------|-------|------|
| J.16 | LEXINGTON YMCA | 17-25 | L |
| J.19 | GEORGETOWN | 16-15 | W |
| J.25 | CENTRAL U. | 22-9 | W |
| F.12 | at Central U. | 23-25 | L OT |
| F.15 | TRANSYLVANIA | 16-14 | W |
| F.21 | at Georgetown | 8-19 | L |
| M.1 | at Lexington YMCA | 22-41 | L |
| M.7 | at Transylvania | 5-19 | L |
| M.9 | CENTRAL U. | 13-15 | L |

142-182

1908 (5-6)

Coach: J.S. Chambers (Mgr.)
 Captain: Richard Barbee

| | | | |
|------|------------------------|-------|---|
| J.10 | at Lexington YMCA | 19-29 | L |
| J.21 | TRANSYLVANIA | 20-15 | W |
| J.25 | at Central U. | 21-32 | L |
| F.4 | at Transylvania | 20-15 | W |
| F.8 | LOUISVILLE COLISEUM | 29-28 | W |
| F.10 | at Georgetown | 22-30 | L |
| F.13 | CENTRAL U. | 31-20 | W |
| F.15 | LEXINGTON YMCA | 19-23 | L |
| F.22 | at Louisville Coliseum | 18-30 | L |
| M.3 | GEORGETOWN | 18-13 | W |
| M.7 | at Central U. | 10-29 | L |

227-264

1909 (5-4)

Mgr: J.S. Chambers
 Captain: W.C. Fox

| | | | |
|------|-------------------------|-------|---|
| J.9 | LEXINGTON HIGH | 28-9 | W |
| J.18 | at Advent Memorial Club | 27-41 | L |
| J.19 | at Cincinnati | 25-41 | L |
| J.27 | CENTRAL U. | 24-23 | W |
| F.6 | at Central U. | 20-35 | L |
| F.8 | GEORGETOWN | 43-32 | W |
| F.15 | at Georgetown | 48-19 | W |
| F.18 | CINCINNATI | 28-23 | W |
| F.26 | CENTRAL U. | 20-26 | L |

263-249

1910 (4-8)

Coach: R.E. Spahr and E.R. Sweetland
 Captain: Bill Rodes

| | | | |
|------|----------------------|-------|------|
| J.8 | at Kentucky Wesleyan | 14-12 | W OT |
| J.22 | GEORGETOWN | 31-11 | W |
| J.24 | DePAUW | 11-24 | L |
| J.28 | at Central | 17-87 | L |
| F.4 | at Georgetown | 16-34 | L |
| F.7 | at Cincinnati | 17-47 | L |
| F.9 | at DePauw | 16-28 | L |
| F.10 | at Rose Poly Technic | 11-52 | L |
| F.16 | TENNESSEE | 26-5 | W |
| M.5 | CENTRAL U. | 13-31 | L |
| M.8 | GEORGETOWN | 24-23 | W |
| M.11 | at Central | 9-51 | L |

205-405

1911 (5-6)

Coach: H.J. Iddings
 Captain: J.H. Gaiser

| | | | |
|------|------------------------|-------|---|
| J.13 | LEXINGTON HIGH | 29-36 | L |
| J.20 | TRANSYLVANIA | 18-23 | L |
| J.27 | at Kentucky Wesleyan | 19-25 | L |
| F.4 | BETHANY | 24-11 | W |
| F.9 | at Ohio Wesleyan | 19-37 | L |
| F.10 | at Otterbein | 27-41 | L |
| F.11 | at Christ Church, Cin. | 21-32 | L |
| F.17 | at Georgetown | 47-22 | W |
| F.23 | BUTLER | 21-16 | W |
| F.27 | at Transylvania | 22-19 | W |
| M.3 | TRANSYLVANIA | 30-24 | W |

277-286

1912 (9-0)

Southern Champions
 Coach: E.R. Sweetland
 Captain: W.C. Harrison

| | | | |
|------|----------------|-------|---|
| J.5 | GEORGETOWN | 38-9 | W |
| J.12 | at Central U. | 32-13 | W |
| J.19 | MIAMI, OHIO | 31-14 | W |
| J.27 | LEXINGTON YMCA | 32-20 | W |
| F.1 | CENTRAL U. | 52-10 | W |
| F.7 | TENNESSEE | 27-15 | W |
| F.22 | VANDERBILT | 28-17 | W |
| F.23 | VANDERBILT | 22-18 | W |
| M.1 | at Georgetown | 19-18 | W |

281-134

LEADING SCORERS

| | |
|-------------------------|-----|
| Binkley Barnett (Jr. F) | 7.1 |
| D.W. Hart (Jr. F) | 5.4 |
| W.C. Harrison (Sr. C) | 4.0 |
| Jake Gaiser (Sr. G) | 3.9 |
| R.C. Preston (So. G) | 2.7 |
| H.L. Farmer (Jr. F) | 2.2 |

1913 (5-3)

Coach: J.J. Tigert
 Captain: B. Barnett

| | | | |
|------|---------------------|-------|---|
| J.24 | LEXINGTON YMCA | 25-27 | L |
| F.8 | CINCINNATI | 20-18 | W |
| F.13 | MARIETTA | 42-16 | W |
| F.15 | LOUISVILLE | 34-10 | W |
| F.19 | VANDERBILT | 17-24 | L |
| F.20 | VANDERBILT | 42-29 | W |
| F.27 | MIAMI, OHIO | 24-16 | W |
| M.1 | CHRIST CHURCH, CIN. | 19-30 | L |

223-170

LEADING SCORERS

| | |
|-------------------------|-----|
| R.C. Preston (Jr. C) | 9.1 |
| Binkley Barnett (Sr. F) | 8.4 |
| Ralph Morgan (So. F) | 4.0 |
| H.L. Farmer (Sr. F) | 3.9 |
| William Tuttle (So. F) | 1.0 |

1914 (12-2)

Coach: Alpha Brumage
 Captain: William Tuttle

| | | | |
|------|-----------------|-------|---|
| J.10 | ASHLAND YMCA | 28-15 | W |
| J.17 | LOUISVILLE YMCA | 30-21 | W |
| J.20 | at Ashland YMCA | 30-19 | W |
| J.21 | at Marshall | 46-6 | W |
| J.22 | at Virginia | 23-39 | L |
| J.24 | at VMI | 18-32 | L |
| J.31 | LOUISVILLE YMHA | 59-12 | W |
| F.7 | LOUISVILLE | 22-17 | W |
| F.11 | TENNESSEE | 21-14 | W |
| F.12 | TENNESSEE | 20-18 | W |
| F.21 | CINCINNATI | 20-18 | W |
| F.23 | CHATTANOOGA | 40-7 | W |
| F.28 | MARIETTA | 19-17 | W |
| M.3 | at Louisville | 26-13 | W |

402-248

LEADING SCORERS

| | |
|------------------------|-----|
| R.C. Preston (Sr. F) | 6.1 |
| #Tom Zerfoss (Sr. F) | 6.0 |
| Karl Zerfoss (So. G) | 4.7 |
| William Tuttle (Jr. F) | 3.9 |
| Herschel Scott (Jr. G) | 3.2 |

Only played in first six games.

1915 (7-5)

Coach: Alpha Brumage
 Captain: Ralph Morgan

| | | | |
|------|-----------------|-------|---|
| J.16 | MARYVILLE | 37-17 | W |
| J.23 | LOUISVILLE | 18-14 | W |
| J.30 | ST. ANDREWS | 32-15 | W |
| F.4 | at Maryville | 23-22 | W |
| F.5 | at Tennessee | 21-36 | L |
| F.6 | at Tennessee | 22-27 | L |
| F.12 | VANDERBILT | 34-39 | L |
| F.13 | VANDERBILT | 36-24 | W |
| F.17 | TENNESSEE | 22-13 | W |
| F.18 | TENNESSEE | 20-18 | W |
| F.26 | vs. St. Andrews | 25-50 | L |
| F.27 | at Louisville | 15-26 | L |

305-301

LEADING SCORERS

| | |
|------------------------|-----|
| Ralph Morgan (Sr. F) | 8.3 |
| Jim Server (Jr. C) | 5.3 |
| William Tuttle (Sr. F) | 3.8 |
| Karl Zerfoss (Jr. F) | 3.7 |
| Herschel Scott (Sr. G) | 2.9 |

1916 (8-6)

Coach: James Park
 Captain: K.P. Zerfoss

| | | | |
|------|---------------|-------|---|
| J.14 | at Cincinnati | 39-24 | W |
| J.18 | at Georgetown | 29-22 | W |
| J.31 | GEORGETOWN | 30-22 | W |
| F.4 | VANDERBILT | 25-39 | L |
| F.5 | VANDERBILT | 20-23 | L |
| F.12 | LOUISVILLE | 22-28 | L |
| F.15 | at Centre | 38-5 | W |
| F.19 | CINCINNATI | 34-10 | W |
| F.22 | at Louisville | 32-24 | W |
| F.23 | TENNESSEE | 17-28 | L |
| F.26 | MARYVILLE | 36-25 | W |
| F.29 | CENTRE | 38-14 | W |
| M.3 | MARIETTA | 22-27 | L |
| M.4 | MARIETTA | 23-27 | L |

405-318

LEADING SCORERS

| | |
|------------------------|------|
| Derrill Hart (Sr. F) | 13.3 |
| Jim Server (Sr. C) | 5.7 |
| Robert Ireland (Jr. F) | 5.6 |
| Karl Zerfoss (Sr. F) | 3.3 |
| George Gumbert (Sr. G) | 2.4 |

1917 (4-6)

Coach: W.P. Tuttle
 Captain: Robert Y. Ireland

| | | | |
|------|----------------|-------|---|
| J.17 | CENTRE | 31-21 | W |
| J.27 | at Georgetown | 19-22 | L |
| J.30 | ROSE POLY TECH | 33-12 | W |
| F.9 | TENNESSEE | 20-23 | L |
| F.10 | TENNESSEE | 19-22 | L |
| F.16 | at Centre | 24-28 | L |
| F.21 | GEORGETOWN | 32-18 | W |
| M.1 | at Cumberland | 48-20 | W |
| M.2 | at Tennessee | 26-27 | L |
| M.3 | at Tennessee | 10-30 | L |

262-223

LEADING SCORERS

| | |
|-----------------------------|-----|
| C.C. Shrader (Sr. F) | 7.1 |
| Robert Ireland (Sr. F) | 5.4 |
| "Dutch" Longworth (Sr. C-F) | 4.4 |
| Pat Campbell (Jr. F) | 4.2 |
| William Rodes (Sr. G) | 1.3 |

1918 (9-2-1)

Coach: S.A. Boles
 Captain: Patrick Campbell

| | | | |
|------|-----------------------|-------|-------|
| J.9 | KENTUCKY WESLEYAN | 23-13 | W |
| J.17 | at Centre | 21-29 | L |
| J.24 | GEORGETOWN | 22-18 | W |
| F.7 | TENNESSEE | 33-26 | W |
| F.8 | TENNESSEE | 40-12 | W |
| F.9 | at Kentucky Wesleyan# | 21-21 | T |
| F.14 | at Georgetown | 25-16 | W |
| F.21 | CENTRE | 22-20 | W 3OT |
| F.28 | Cumberland | 42-21 | W |
| M.1 | at Tennessee | 29-18 | W |
| M.2 | at Tennessee | 32-20 | W |

State Championship (Louisville, Ky.)

| | | | |
|-----|--------|-------|---|
| M.9 | Centre | 12-24 | L |
|-----|--------|-------|---|

322-238

Unique tie game resulted from scorer's error which wasn't discovered until after the teams' departures. Contest was rescheduled, but never played for unknown reasons.

LEADING SCORERS

| | |
|------------------------|------|
| H.C. Thomas (Jr. C-F) | 10.8 |
| Arthur Bastin (Jr. G) | 4.0 |
| A.P. Shanklin (Sr. F) | 3.5 |
| Pat Campbell (Sr. F) | 3.2 |
| George Zerfoss (Jr. F) | 2.8 |

1919 (6-8)

Coach: Andrew Gill
 Captain: J.A. Dishman

| | | | |
|------|----------------------|-------|---|
| J.13 | KENTUCKY WESLEYAN | 46-5 | W |
| J.18 | GEORGETOWN | 30-32 | L |
| J.25 | at Centre | 30-38 | L |
| J.31 | at Cincinnati | 18-28 | L |
| F.6 | at Chattanooga | 28-25 | W |
| F.7 | at Tennessee | 22-40 | L |
| F.8 | at Cumberland | 22-21 | W |
| F.14 | VANDERBILT | 26-36 | L |
| F.15 | at Georgetown | 18-22 | L |
| F.21 | CINCINNATI | 34-21 | W |
| F.22 | at Kentucky Wesleyan | 18-13 | W |
| F.24 | CENTRE | 10-21 | L |
| F.28 | TENNESSEE | 30-14 | W |
| M.8 | MIAMI, OHIO | 14-38 | L |

346-354

LEADING SCORERS

| | |
|----------------------|-----|
| H.C. Thomas (Sr. F) | 7.1 |
| J.C. Everett (Jr. F) | 6.6 |
| Bob Lavin (Fr. G) | 5.0 |
| Tony Dishman (Sr. G) | 3.3 |
| Ed Parker (Sr. F) | 3.3 |

1920 (5-7)

| | | |
|---------------------------|-------|------|
| Coach: George C. Buchheit | | |
| Captain: J.C. Everett | | |
| J.17 at Cincinnati | 11-13 | L |
| J.22 MARYVILLE | 27-13 | W |
| J.31 GEORGETOWN | 25-14 | W |
| F.5 TENNESSEE | 24-29 | L |
| F.7 TENNESSEE | 26-27 | L |
| F.14 at Centre | 15-44 | L |
| F.17 at Georgetown | 28-16 | W |
| F.21 KENTUCKY WESLEYAN | 43-13 | W |
| F.26 Cumberland | 21-30 | L |
| F.27 at Tennessee | 25-28 | L |
| F.28 at Tennessee | 34-26 | W |
| M.6 CENTRE | 18-20 | L OT |
| 297-273 | | |

| | |
|-------------------------|------|
| LEADING SCORERS | |
| Basil Hayden (So. F) | 10.8 |
| William Blakely (Sr. G) | 7.0 |
| J.C. Everett (Sr. C) | 5.5 |
| Bob Lavin (So. F) | 4.1 |
| Jim Wilhelm (Jr. F) | 3.6 |

1921 (13-1)

| | | |
|---------------------------|-------|---|
| Coach: George C. Buchheit | | |
| Captain: Basil Hayden | | |
| J.12 KENTUCKY WESLEYAN | 38-13 | W |
| J.15 CUMBERLAND | 37-21 | W |
| J.18 GEORGETOWN | 38-23 | W |
| J.21 CHATTANOOGA | 42-10 | W |
| J.26 at Cincinnati | 26-19 | W |
| J.29 AUBURN | 40-25 | W |
| F.8 at Centre | 27-29 | L |
| F.15 at Georgetown | 56-11 | W |
| F.18 CENTRE | 20-13 | W |
| F.22 VANDERBILT | 37-18 | W |

| | |
|----------------------------------|---------|
| SIAA Tournament (Atlanta) | |
| F.25 Tulane | 50-28 W |
| F.26 Mercer | 49-25 W |
| F.28 Mississippi A & M | 28-13 W |
| M.1 Georgia (Finals) | 20-19 W |
| 508-267 | |

LEADING SCORERS

| | |
|----------------------|------|
| William King (Fr. F) | 11.4 |
| Basil Hayden (Jr. F) | 9.6 |
| Paul Adkins (Jr. C) | 6.5 |
| Bob Lavin (Jr. G) | 2.5 |
| Fred Fest (So. C) | 1.3 |

1922 (10-6)

| | | |
|---------------------------|-------|------|
| Coach: George C. Buchheit | | |
| Captain: R.E. Lavin | | |
| J.14 GEORGETOWN | 17-26 | L |
| J.17 at Louisville | 38-14 | W |
| J.18 at Vanderbilt | 12-22 | L |
| J.21 LOUISVILLE | 29-22 | W |
| J.26 MISSISSIPPI STATE | 28-21 | W |
| J.27 MARSHALL | 34-12 | W |
| F.4 at Centre | 28-21 | W |
| F.6 at Georgetown | 26-17 | W |
| F.8 at Washington & Lee | 21-20 | W |
| F.9 at VMI | 32-37 | L |
| F.11 at Georgetown U. | 23-28 | L |
| F.13 at Virginia | 30-32 | L OT |
| F.16 CLEMSON | 38-14 | W |
| F.20 CENTRE | 40-23 | W |

| | |
|----------------------------------|---------|
| SIAA Tournament (Atlanta) | |
| F.24 Georgetown | 41-21 W |
| F.25 Mercer | 22-35 L |
| 459-365 | |

LEADING SCORERS

| | |
|-----------------------|-----|
| Paul Adkins (Sr. C) | 8.8 |
| William King (So. F) | 8.3 |
| Bob Lavin (Sr. F) | 5.2 |
| Basil Hayden (Sr. F) | 5.0 |
| William Poynz (Jr. F) | 2.9 |

1923 (3-10)

| | | |
|---------------------------|-------|---|
| Coach: George C. Buchheit | | |
| Captain: Fred Fest | | |
| J.13 at Georgetown | 24-13 | W |
| J.20 at Tennessee | 26-30 | L |
| J.22 CHATTANOOGA | 25-18 | W |
| J.25 ALABAMA | 35-45 | L |
| J.27 CENTRE | 14-21 | L |
| F.3 GEORGIA | 19-23 | L |
| F.5 at Cincinnati | 24-33 | L |
| F.7 CENTENARY | 21-28 | L |
| F.10 TENNESSEE | 23-28 | L |

| | | |
|-----------------|-------|---|
| F.14 at Centre | 10-17 | L |
| F.15 CLEMSON | 13-30 | L |
| F.19 GEORGETOWN | 21-45 | L |
| F.23 SEWANEE | 30-14 | W |
| 285-349 | | |

LEADING SCORERS

| | |
|------------------------|------|
| Carl Riefkin (Jr. F) | 10.2 |
| Fred Fest (Sr. C) | 7.2 |
| William Poynz (Sr. G) | 3.3 |
| Gilbert Smith (Sr. G) | 1.5 |
| W.G. Wilkinson (Sr. F) | 1.2 |

1924 (13-3)

| | | |
|------------------------|-------|---|
| Coach: G.C. Buchheit | | |
| Captain: A.T. Rice | | |
| J.1 VANDERBILT | 33-13 | W |
| J.8 MEXICO YMCA | 25-14 | W |
| J.12 at Georgetown | 32-24 | W |
| J.14 MISSISSIPPI STATE | 16-17 | L |
| J.15 SEWANEE | 50-15 | W |
| J.18 at Tennessee | 13-20 | L |
| J.19 at Chattanooga | 24-23 | W |
| F.4 WEST VIRGINIA | 24-21 | W |
| F.9 at Centre | 27-18 | W |
| F.11 GEORGETOWN | 39-35 | W |
| F.13 CLEMSON | 38-13 | W |
| F.14 VIRGINIA | 29-16 | W |
| F.19 VIRGINIA TECH | 36-14 | W |
| F.21 CENTRE | 38-24 | W |
| F.23 GEORGIA TECH | 33-27 | W |

| | |
|----------------------------------|---------|
| SIAA Tournament (Atlanta) | |
| F.29 North Carolina | 20-41 L |
| 477-335 | |

LEADING SCORERS

| | |
|--------------------------|-----|
| Jim McFarland (So. F) | 9.9 |
| Will Milward (Jr. C) | 5.3 |
| Lowell Underwood (So. C) | 4.9 |
| Carl Riefkin (Sr. F) | 4.3 |
| Bill King (Sr. F) | 2.9 |

ALUMNI GYM ERA (1924-50)

1924-25 (13-8)

| | | |
|--------------------------|-------|---|
| Coach: C.O. Applegran | | |
| Captain: James McFarland | | |
| D.13 CINCINNATI | 28-23 | W |
| D.18 INDIANA | 18-20 | L |
| D.20 MICHIGAN | 11-21 | L |
| J.3 at Cincinnati | 20-24 | L |
| J.5 at Illinois | 26-36 | L |
| J.6 at Wabash | 10-57 | L |
| J.9 OLE MISS | 26-23 | W |
| J.10 GEORGETOWN | 25-17 | W |
| J.17 at Centre | 33-26 | W |
| J.30 WASHINGTON & LEE | 28-22 | W |
| F.2 WEST VIRGINIA | 29-19 | W |
| F.5 at Alabama | 15-24 | L |
| F.6 at Georgia Tech | 18-16 | W |
| F.7 at Georgia | 24-28 | L |
| F.9 at Tennessee | 35-22 | W |
| F.12 TULANE | 29-22 | W |
| F.14 at Georgetown | 36-21 | W |
| F.18 TENNESSEE | 26-21 | W |
| F.21 CENTRE | 39-10 | W |

| | |
|---|---------|
| Southern Conference Tournament (Atlanta) | |
| F.27 Mississippi State | 31-26 W |
| F.28 Georgia | 31-32 L |
| 538-510 | |

LEADING SCORERS

| | |
|--------------------------|-----|
| Jim McFarland (Jr. F) | 7.1 |
| Lowell Underwood (Jr. F) | 6.3 |
| Will Milward (Sr. C) | 6.2 |
| Foster Helm (So. F) | 3.7 |
| Charles Alberts (Jr. G) | 2.5 |

1925-26 (15-3)

| | | |
|------------------------|-------|---|
| Coach: Ray Eklund | | |
| Captain: Burgess Carey | | |
| D.19 DePAUW | 29-38 | L |
| J.5 at Indiana | 23-34 | L |
| J.9 BERA | 37-23 | W |
| J.12 at Georgetown | 36-21 | W |
| J.16 GEORGIA TECH | 25-24 | W |
| J.21 CENTRE | 45-25 | W |
| J.30 GEORGETOWN | 25-20 | W |
| F.1 ALABAMA | 27-16 | W |
| F.4 at Centre | 46-19 | W |
| F.5 WASHINGTON & LEE | 44-34 | W |
| F.8 AUBURN | 35-26 | W |
| F.12 at Tennessee | 51-17 | W |
| F.15 at Georgia | 22-18 | W |

| | | |
|---|-------|---|
| F.18 TENNESSEE | 27-21 | W |
| F.20 VANDERBILT | 30-20 | W |
| Southern Conference Tournament (Atlanta) | | |
| F.26 VMI | 32-25 | W |
| F.27 Georgia | 39-34 | W |
| M.1 Mississippi State | 26-31 | L |
| 599-446 | | |

LEADING SCORERS

| | |
|--------------------------|------|
| Gayle Mohney (Jr. G) | 11.1 |
| Paul Jenkins (So. F) | 7.3 |
| Jim McFarland (Sr. F) | 5.6 |
| Lowell Underwood (Sr. C) | 3.7 |
| Henry Besuden (Sr. C) | 2.1 |

1926-27 (3-13)

| | | |
|---------------------------|-------|---|
| Coach: Basil Hayden | | |
| Captain: Paul Jenkins | | |
| D.18 CINCINNATI | 10-48 | L |
| D.21 INDIANA | 19-38 | L |
| D.27 at Cincinnati | 22-51 | L |
| D.31 PRINCETON | 26-30 | L |
| J.3 FLORIDA | 44-36 | W |
| J.10 at Kentucky Wesleyan | 24-31 | L |
| J.15 VANDERBILT | 32-48 | L |
| J.21 at Tennessee | 14-19 | L |
| J.22 at Georgia Tech | 16-48 | L |
| J.29 CENTRE | 27-25 | W |
| F.1 at Georgetown | 19-26 | L |
| F.4 WASHINGTON & LEE | 34-36 | L |
| F.7 WEST VIRGINIA | 26-44 | L |
| F.11 OLE MISS | 17-37 | L |
| F.12 at Centre | 22-16 | W |
| F.19 TENNESSEE | 21-30 | L |
| 373-563 | | |

LEADING SCORERS

| | |
|---------------------------|-----|
| Paul Jenkins (Jr. F) | 6.1 |
| Edwin Knadler (Sr. F) | 4.4 |
| Van Buren Ropke (Sr. F-C) | 4.2 |
| Frank Phipps (Jr. F) | 3.4 |
| Foster Helm (Sr. C) | 2.5 |

1927-28 (12-6)

| | | |
|-----------------------|-------|---|
| Coach: John Mauer | | |
| Captain: Paul Jenkins | | |
| D.16 CLEMSON | 33-17 | W |
| D.20 MIAMI, OHIO | 31-36 | L |
| J.4 BERA | 37-16 | W |
| J.9 at Centre | 36-23 | W |
| J.14 VANDERBILT | 43-23 | W |
| J.16 at Virginia | 31-28 | W |
| J.18 at Navy | 26-32 | L |
| J.19 at Maryland | 7-37 | L |
| J.28 TENNESSEE | 48-18 | W |
| F.3 WASHINGTON & LEE | 34-28 | W |
| F.4 at Indiana | 29-48 | L |
| F.8 at Vanderbilt | 54-29 | W |
| F.9 at Tennessee | 43-16 | W |
| F.11 GEORGIA TECH | 31-35 | L |
| F.18 CENTRE | 30-20 | W |

| | |
|---|---------|
| Southern Conference Tournament (Atlanta) | |
| F.24 South Carolina | 56-40 W |
| F.25 Georgia | 33-16 W |
| F.27 Ole Miss | 28-41 L |
| 630-503 | |

LEADING SCORERS

| | |
|-------------------------|------|
| Irvine Jeffries (Sr. G) | 11.5 |
| Cecil Combs (So. F) | 10.3 |
| Paul McBrayer (So. G-C) | 5.5 |
| Hays Owens (So. F) | 3.8 |
| Paul Jenkins (Sr. F) | 3.3 |

1928-29 (12-5)

| | | |
|----------------------------|-------|-------|
| Coach: John Mauer | | |
| Captain: Lawrence McGinnis | | |
| D.15 EASTERN NORMAL | 35-10 | W |
| D.21 MIAMI, OHIO | 43-42 | W 3OT |
| J.4 NORTH CAROLINA | 15-26 | L |
| J.12 at Notre Dame | 19-16 | W |
| J.16 at Georgia Tech | 19-33 | L |
| J.17 at Tennessee | 35-29 | W |
| J.19 TENNESSEE | 27-22 | W |
| J.26 ALABAMA | 26-27 | L |
| F.1 at Mississippi State | 25-23 | W OT |
| F.2 1 Mississippi State | 32-14 | W |
| F.3 at Tulane | 22-34 | L |
| F.8 WASHINGTON & LEE | 31-30 | W |
| F.13 CENTRE | 47-11 | W |
| F.22 OLE MISS | 35-30 | W |
| F.23 OLE MISS | 32-24 | W |

| | |
|---|---------|
| Southern Conference Tournament (Atlanta) | |
| M.1 Tulane | 29-15 W |

| | | |
|----------------|-------|---|
| M.2 Georgia | 24-26 | L |
| 496-411 | | |

| | |
|---|-----|
| 1 Municipal Auditorium (Jackson, Miss.) | |
| LEADING SCORERS | |
| Stan Milward (So. C) | 6.8 |
| Louis McGinnis (So. F) | 5.8 |
| Cecil Combs (Jr. G) | 5.8 |
| Carey Spicer (So. F) | 5.7 |
| Paul McBrayer (Jr. G) | 2.9 |

1929-30 (16-3)

| | | |
|------------------------|-------|------|
| Coach: John Mauer | | |
| Captain: Paul McBrayer | | |
| D.14 GEORGETOWN | 46-9 | W |
| D.20 MIAMI, OHIO | 35-20 | W |
| D.31 BERA | 29-26 | W |
| J.3 CLEMSON | 31-15 | W |
| J.10 CREIGHTON | 27-28 | L |
| J.11 CREIGHTON | 25-21 | W |
| J.18 TENNESSEE | 23-20 | W |
| J.24 MISSISSIPPI STATE | 38-17 | W |
| J.25 MISSISSIPPI STATE | 20-14 | W |
| J.31 at Tennessee | 24-29 | L OT |
| F.1 at Georgia | 22-21 | W OT |
| F.3 at Clemson | 34-20 | W |
| F.8 GEORGIA TECH | 39-19 | W |
| F.14 GEORGIA | 36-23 | W |
| F.18 KENTUCKY WESLEYAN | 32-20 | W |
| F.22 WASHINGTON & LEE | 28-26 | W OT |

| | |
|---|---------|
| Southern Conference Tournament (Atlanta) | |
| F.28 Maryland | 26-21 W |
| M.1 Sewanee | 44-22 W |
| M.3 Duke | 32-37 L |
| 591-408 | |

LEADING SCORERS

| | |
|------------------------|-----|
| Cecil Combs (Sr. F) | 6.6 |
| Carey Spicer (Jr. F) | 6.5 |
| Stan Milward (Sr. C) | 5.9 |
| Louis McGinnis (So. F) | 5.4 |
| Paul McBrayer (Sr. G) | 4.8 |

ADOLPH RUPP ERA (1930-71)

1930-31 (15-3)

| | | |
|-----------------------|-------|------|
| Coach: Adolph Rupp | | |
| Captain: Carey Spicer | | |
| D.18 GEORGETOWN | 67-19 | W |
| D.27 MARSHALL | 42-26 | W |
| D.31 BERA | 41-25 | W |
| J.3 CLEMSON | 33-21 | W |
| J.10 TENNESSEE | 31-23 | W |
| J.16 CHATTANOOGA | 55-18 | W |
| J.21 at Vanderbilt | 42-37 | W |
| J.31 at Tennessee | 36-32 | W OT |
| F.6 WASHINGTON & LEE | 23-18 | W |
| F.9 GEORGIA TECH | 38-34 | W |
| F.13 at Georgia | 16-25 | L |
| F.14 at Clemson | 26-29 | L |
| F.16 at Georgia Tech | 35-16 | W |
| F.20 VANDERBILT | 43-23 | W |

| | |
|---|---------|
| Southern Conference Tournament (Atlanta) | |
| F.27 North Carolina State | 33-28 W |
| F.28 Duke | 35-30 W |
| M.2 Florida | 56-35 W |
| M.3 Maryland | 27-29 L |
| 679-469 | |

LEADING SCORERS

| | |
|------------------------|------|
| Carey Spicer (Sr. F) | 10.6 |
| Louis McGinnis (Sr. F) | 9.6 |
| George Yates (Jr. C) | 7.0 |
| Aggie Sale (So. C-F) | 5.6 |
| Jake Bronston (Jr. G) | 3.9 |

1931-32 (15-2)

| | | |
|------------------------|-------|---|
| Coach: Adolph Rupp | | |
| Captain: Ellis Johnson | | |
| D.15 GEORGETOWN | 66-24 | W |
| D.18 CARNEGIE TECH | 36-34 | W |
| D.23 BERA | 52-27 | W |
| D.30 MARSHALL | 46-16 | W |
| J.2 CLEMSON | 43-24 | W |
| J.14 at Clemson | 30-17 | W |
| J.15 at Sewanee | 30-20 | W |
| J.16 at Tennessee | 29-28 | W |
| J.21 CHATTANOOGA | 51-17 | W |
| J.30 WASHINGTON & LEE | 48-28 | W |
| F.3 at Vanderbilt | 61-37 | W |
| F.6 DUKE | 37-30 | W |
| F.8 ALABAMA | 50-22 | W |
| F.13 TENNESSEE | 41-27 | W |
| F.20 VANDERBILT | 31-32 | L |

All-Time Results

| Southern Conference Tournament (Atlanta) | | |
|--|-------|---|
| F.26 Tulane | 50-30 | W |
| F.27 North Carolina | 42-43 | L |
| 743-456 | | |

| LEADING SCORERS | | |
|-------------------------|--|------|
| Aggie Sale (Sr. F) | | 13.6 |
| John DeMoisey (So. C-F) | | 10.0 |
| Darrell Darby (Sr. F) | | 8.4 |
| Howard Kreuter (Jr. F) | | 3.9 |
| Ellis Johnson (Sr. G) | | 3.6 |

1932-33 (21-3, 8-0 SEC)

| SEC Champions SEC Tournament Champions | | |
|--|--|--|
| Coach: Adolph Rupp | | |
| Captain: Forest Sale | | |

| | | | |
|------|-------------------|-------|---|
| D.9 | ALUMNI | 52-17 | W |
| D.12 | GEORGETOWN | 62-21 | W |
| D.17 | 1 Marshall | 57-23 | W |
| D.20 | TULANE | 53-17 | W |
| D.21 | TULANE | 42-11 | W |
| D.30 | at Chicago | 58-26 | W |
| J.2 | OHIO STATE | 30-46 | L |
| J.6 | at Creighton | 32-26 | W |
| J.7 | at Creighton | 22-34 | L |
| J.10 | SOUTH CAROLINA | 44-36 | W |
| J.14 | at Tennessee | 42-21 | W |
| J.16 | CLEMSON | 67-18 | W |
| J.28 | TENNESSEE | 44-23 | W |
| J.31 | at Vanderbilt | 40-29 | W |
| F.1 | at Clemson | 42-32 | W |
| F.2 | at South Carolina | 38-44 | L |
| F.6 | MEXICO | 81-22 | W |
| F.11 | GEORGIA TECH | 45-22 | W |
| F.13 | 2 Alabama | 35-31 | W |
| F.18 | VANDERBILT | 45-28 | W |

| SEC Tournament (Atlanta) | | | |
|--------------------------|---------------------|-------|---|
| F.24 | 3 Ole Miss | 49-31 | W |
| F.25 | 3 Florida | 48-24 | W |
| F.27 | 3 LSU | 51-38 | W |
| F.28 | 3 Mississippi State | 46-27 | W |
| 1125-647 | | | |

- 1 Ashland High School Gymnasium (Ashland, Ky.)
 2 Birmingham Athletic Club (Birmingham, Ala.)
 3 Atlanta Memorial Auditorium (Atlanta)

LEADING SCORERS

| | |
|-------------------------|------|
| Aggie Sale (Sr. C-F) | 13.8 |
| John DeMoisey (Sr. C-F) | 12.0 |
| Bill Davis (Sr. G) | 7.0 |
| Darrell Darby (Sr. F) | 4.0 |
| Ellis Johnson (Sr. G) | 3.8 |

1933-34 (16-1, 11-0 SEC)

| Coach: Adolph Rupp | | |
|------------------------|--|--|
| Captain: John DeMoisey | | |

| | | | |
|------|-----------------|-------|---|
| D.5 | ALUMNI | 53-20 | W |
| D.9 | GEORGETOWN | 41-12 | W |
| D.14 | MARSHALL | 48-26 | W |
| D.16 | CINCINNATI | 31-25 | W |
| D.21 | * at Tulane | 32-22 | W |
| D.22 | * at Tulane | 42-29 | W |
| J.12 | * at Sewanee | 55-16 | W |
| J.13 | * at Tennessee | 44-23 | W |
| J.19 | CHATTANOOGA | 47-20 | W |
| J.27 | * TENNESSEE | 53-26 | W |
| F.1 | 1 Alabama | 33-28 | W |
| F.2 | * at Vanderbilt | 48-26 | W |
| F.8 | * ALABAMA | 26-21 | W |
| F.10 | * GEORGIA TECH | 49-25 | W |
| F.15 | * SEWANEE | 60-15 | W |
| F.17 | * VANDERBILT | 47-27 | W |

| SEC Tournament (Atlanta) | | | |
|--------------------------|-----------|-------|---|
| F.24 | 2 Florida | 32-38 | L |
| 741-399 | | | |

- 1 Birmingham Athletic Club (Birmingham, Ala.)
 2 Atlanta Memorial Auditorium (Atlanta)

LEADING SCORERS

| | |
|---------------------------------|------|
| John "Frenchy" DeMoisey (Sr. C) | 12.5 |
| Bill Davis (Sr. G) | 8.3 |
| Dave Lawrence (Jr. F) | 7.9 |
| Garland Lewis (So. C) | 4.9 |
| Jack Tucker (Jr. F) | 3.0 |

1934-35 (19-2, 11-0 SEC)

| SEC Co-Champions | | |
|--|--|--|
| Coach: Adolph Rupp | | |
| Captain: Dave Lawrence and Jack Tucker | | |

| | | | |
|------|----------------|-------|---|
| D.10 | ALUMNI | 55-8 | W |
| D.13 | OGLETHORPE | 81-12 | W |
| D.21 | * at Tulane | 38-9 | W |
| D.22 | * at Tulane | 52-12 | W |
| J.2 | CHICAGO | 42-16 | W |
| J.5 | at New York U. | 22-23 | L |

| | | | |
|------|-------------------|-------|---|
| J.14 | CHATTANOOGA | 66-19 | W |
| J.18 | * TULANE | 63-22 | W |
| J.19 | * TULANE | 55-12 | W |
| J.26 | * TENNESSEE | 48-21 | W |
| F.1 | 1* Alabama | 33-26 | W |
| F.2 | * at Vanderbilt | 58-22 | W |
| F.5 | at Xavier | 40-27 | W |
| F.9 | * GEORGIA TECH | 57-30 | W |
| F.11 | * ALABAMA | 25-16 | W |
| F.13 | at Michigan State | 26-32 | L |
| F.16 | * at Tennessee | 38-36 | W |
| F.23 | CREIGHTON | 63-42 | W |
| F.22 | CREIGHTON | 24-13 | W |
| M.2 | * VANDERBILT | 53-19 | W |
| M.7 | XAVIER | 46-29 | W |

985-446

1 Birmingham Athletic Club (Birmingham, Ala.)

LEADING SCORERS

| | |
|--------------------------|------|
| Leroy Edwards (So. C) | 16.3 |
| Dave Lawrence (Jr. F) | 9.1 |
| Garland Lewis (Jr. C-F) | 5.8 |
| Jack Tucker (Sr. F) | 3.7 |
| Warfield Donohue (So. G) | 3.5 |

1935-36 (15-6, 6-2 SEC)

| Coach: Adolph Rupp | | |
|--------------------------|--|--|
| Captain: Milner Anderson | | |

| | | | |
|------|-----------------|-------|---|
| D.6 | GEORGETOWN | 42-17 | W |
| D.17 | BEREA | 58-30 | W |
| D.23 | PITTSBURGH | 35-17 | W |
| J.8 | at New York U. | 28-41 | L |
| J.14 | at Xavier | 36-32 | W |
| J.17 | * TULANE | 49-24 | W |
| J.18 | * TULANE | 39-21 | W |
| J.21 | MICHIGAN STATE | 27-19 | W |
| J.25 | * TENNESSEE | 40-31 | W |
| F.1 | * at Vanderbilt | 24-33 | L |
| F.3 | * at Alabama | 32-30 | W |
| F.7 | * ALABAMA | 40-34 | W |
| F.10 | at Notre Dame | 20-41 | L |
| F.11 | at Butler | 39-28 | W |
| F.15 | * at Tennessee | 28-39 | L |
| F.18 | XAVIER | 49-40 | W |
| F.21 | CREIGHTON | 68-38 | W |
| F.22 | CREIGHTON | 29-31 | L |
| F.24 | * VANDERBILT | 61-41 | W |

| SEC Tournament (Knoxville, Tenn.) | | | |
|-----------------------------------|---------------------|-------|---|
| F.28 | 1 Mississippi State | 41-39 | W |
| F.29 | 1 at Tennessee | 28-39 | L |
| 813-587 | | | |

1 Alumni Memorial Gymnasium (Knoxville, Tenn.)

LEADING SCORERS

| | |
|--------------------------|------|
| Ralph Carlisle (So. F) | 11.5 |
| Joe Hagan (So. F) | 8.0 |
| Garland Lewis (Sr. C) | 7.5 |
| Warfield Donohue (Jr. G) | 3.0 |
| J. Rice Walker (So. C-F) | 2.4 |

1936-37 (17-5, 5-3 SEC)

| SEC Champions SEC Tournament Champions | | |
|--|--|--|
| Coach: Adolph Rupp | | |
| Captain: Warfield Donohue | | |

| | | | |
|------|-------------------|-------|---|
| D.9 | GEORGETOWN | 46-21 | W |
| D.12 | BEREA | 70-26 | W |
| D.15 | at Xavier | 34-28 | W |
| D.21 | CENTENARY | 37-19 | W |
| J.2 | MICHIGAN STATE | 28-21 | W |
| J.5 | 1 Notre Dame | 28-41 | L |
| J.8 | CREIGHTON | 59-36 | W |
| J.14 | at Michigan State | 23-24 | L |
| J.16 | 2 Akron | 32-22 | W |
| J.23 | * TENNESSEE | 43-26 | W |
| J.30 | * at Vanderbilt | 41-26 | W |
| F.1 | 3* Alabama | 38-27 | W |
| F.3 | * at Tulane | 28-35 | L |
| F.4 | * at Tulane | 28-25 | W |
| F.8 | MEXICO | 58-30 | W |
| F.10 | * ALABAMA | 31-34 | L |
| F.13 | * at Tennessee | 24-26 | L |
| F.20 | * VANDERBILT | 51-19 | W |
| F.22 | XAVIER | 23-15 | W |

| SEC Tournament (Knoxville, Tenn.) | | | |
|-----------------------------------|----------------|-------|---|
| F.26 | 4 LSU | 57-37 | W |
| F.27 | 4 Georgia Tech | 40-30 | W |
| M.1 | 4 at Tennessee | 39-25 | W |
| 858-593 | | | |

- 1 Jefferson County Armory (Louisville, Ky.)
 2 Schmidt Fieldhouse (Cincinnati, Ohio)
 3 Birmingham Athletic Club (Birmingham, Ala.)
 4 Alumni Memorial Gymnasium (Knoxville, Tenn.)

LEADING SCORERS

| | |
|------------------------|-----|
| Ralph Carlisle (Jr. F) | 9.9 |
|------------------------|-----|

| | |
|------------------------|-----|
| Joe Hagan (Jr. F) | 7.3 |
| Homer Thompson (So. C) | 4.9 |
| Walter Hodge (Sr. G) | 3.7 |
| Bernie Oppen (So. G) | 3.5 |

1937-38 (13-5, 6-0 SEC)

| Coach: Adolph Rupp | | |
|-------------------------|--|--|
| Captain: J. Rice Walker | | |

| | | | |
|------|-------------------|-------|---|
| D.15 | BEREA | 69-35 | W |
| D.18 | CINCINNATI | 38-21 | W |
| D.22 | CENTENARY | 35-25 | W |
| D.29 | 1 Pittsburgh | 40-29 | W |
| J.8 | at Michigan State | 38-43 | L |
| J.10 | at Detroit | 26-34 | L |
| J.15 | at Notre Dame | 37-47 | L |
| J.22 | * TENNESSEE | 52-27 | W |
| J.29 | * at Vanderbilt | 42-19 | W |
| J.31 | 2* Alabama | 57-31 | W |
| F.5 | at Xavier | 32-39 | L |
| F.7 | MICHIGAN STATE | 44-27 | W |
| F.12 | * ALABAMA | 28-21 | W |
| F.14 | MARQUETTE | 35-33 | W |
| F.17 | XAVIER | 45-29 | W |
| F.21 | * VANDERBILT | 48-24 | W |
| F.26 | * at Tennessee | 29-26 | W |

| SEC Tournament (Baton Rouge, La.) | | | |
|-----------------------------------|----------|-------|---|
| M.3 | 3 Tulane | 36-38 | L |
| 731-512 | | | |

- 1 Sugar Bowl Classic (Municipal Auditorium | New Orleans, La.)
 2 Birmingham City Auditorium (Birmingham, Ala.)
 3 Huey Long Fieldhouse (Baton Rouge, La.)

LEADING SCORERS

| | |
|------------------------|------|
| Joe Hagan (Sr. F) | 10.1 |
| Fred Curtis (Jr. F) | 6.3 |
| Bernie Oppen (Jr. G) | 5.6 |
| Homer Thompson (Jr. C) | 4.9 |
| Mickey Rouse (So. G) | 4.4 |

1938-39 (16-4, 5-2 SEC)

| SEC Champions SEC Tournament Champions | | |
|--|--|--|
| Coach: Adolph Rupp | | |
| Captain: Bernard Oppen | | |

| | | | |
|------|---------------------|-------|---|
| D.2 | GEORGETOWN | 39-19 | W |
| D.10 | KENTUCKY WESLEYAN | 57-18 | W |
| D.17 | CINCINNATI | 44-27 | W |
| D.21 | WASHINGTON & LEE | 67-47 | W |
| J.4 | at Long Island | 34-52 | L |
| J.6 | at St. Joseph's | 41-30 | W |
| J.14 | 1 Notre Dame | 37-42 | L |
| J.21 | * TENNESSEE | 29-30 | L |
| J.28 | * Alabama | 38-41 | L |
| J.30 | * at Vanderbilt | 51-37 | W |
| F.4 | Marquette | 37-31 | W |
| F.8 | at Xavier | 41-31 | W |
| F.11 | * ALABAMA | 45-27 | W |
| F.13 | * MISSISSIPPI STATE | 39-28 | W |
| F.18 | * at Tennessee | 36-34 | W |
| F.21 | XAVIER | 43-23 | W |
| F.25 | * VANDERBILT | 52-27 | W |

| SEC Tournament (Knoxville, Tenn.) | | | |
|-----------------------------------|----------------|-------|---|
| M.2 | 3 Ole Miss | 49-30 | W |
| M.3 | 3 LSU | 53-34 | W |
| M.4 | 3 at Tennessee | 46-38 | W |
| 878-646 | | | |

- 1 Jefferson County Armory (Louisville, Ky.)
 2 Birmingham City Auditorium (Birmingham, Ala.)
 3 Alumni Memorial Gymnasium (Knoxville, Tenn.)

LEADING SCORERS

| | |
|-------------------------|-----|
| Fred Curtis (Sr. F) | 9.2 |
| Homer Thompson (Sr. C) | 6.7 |
| Keith Farnsley (So. F) | 6.4 |
| Mickey Rouse (Jr. G) | 5.4 |
| Marion Cluggish (Jr. C) | 5.3 |

1939-40 (15-6, 4-4 SEC)

| SEC Champions SEC Tournament Champions Sugar Bowl Champions | | |
|---|--|--|
| Coach: Adolph Rupp | | |
| Captain: Layton Rouse | | |

| | | | |
|------|-----------------|-------|---|
| D.9 | BEREA | 74-24 | W |
| D.16 | CINCINNATI | 30-39 | L |
| D.21 | 1 Clemson | 55-31 | W |
| D.27 | 2 Ohio State | 36-30 | W |
| J.1 | KANSAS STATE | 53-26 | W |
| J.6 | at Xavier | 42-41 | W |
| J.8 | WEST VIRGINIA | 47-38 | W |
| J.13 | at Notre Dame | 47-52 | L |
| J.20 | * TENNESSEE | 35-26 | W |
| J.27 | 3* Alabama | 32-36 | L |
| J.29 | * at Vanderbilt | 32-40 | L |
| F.3 | Marquette | 51-45 | W |

| | | | |
|------|---------------------|-------|---|
| F.10 | * ALABAMA | 46-18 | W |
| F.12 | XAVIER | 37-29 | W |
| F.13 | * MISSISSIPPI STATE | 45-37 | W |
| F.17 | * at Tennessee | 23-27 | L |
| F.19 | * at Georgia Tech | 39-44 | L |
| F.24 | * VANDERBILT | 43-38 | W |

| SEC Tournament (Knoxville, Tenn.) | | | |
|-----------------------------------|----------------|-------|---|
| F.29 | 4 Vanderbilt | 44-34 | W |
| M.1 | 4 at Tennessee | 30-29 | W |
| M.2 | 4 Georgia | 51-43 | W |
| 892-724 | | | |

- 1 American Enka Gymnasium (Asheville, N.C.)
 2 Sugar Bowl Classic (Municipal Auditorium | New Orleans)
 3 Birmingham City Auditorium (Birmingham, Ala.)
 4 Alumni Memorial Gymnasium (Knoxville, Tenn.)

LEADING SCORERS

| | |
|-------------------------|-----|
| Mickey Rouse (Sr. G) | 8.3 |
| Keith Farnsley (Jr. F) | 7.2 |
| Marion Cluggish (Sr. C) | 7.2 |
| Lee Huber (Jr. G) | 5.4 |
| Jim King (So. C) | 3.9 |
| Carl Combs (Jr. G) | 3.9 |

1940-41 (17-8, 8-1 SEC)

| Coach: Adolph Rupp | | |
|--------------------|--|--|
| Captain: Lee Huber | | |

| | | | |
|------|------------------|-------|---|
| D.7 | ALUMNI | 62-25 | W |
| D.12 | WEST VIRGINIA | 46-34 | W |
| D.13 | MARYVILLE | 53-14 | W |
| D.18 | at Nebraska | 39-40 | L |
| D.19 | at Creighton | 45-54 | L |
| D.20 | at Kansas State | 28-25 | W |
| D.27 | CENTENARY | 70-18 | W |
| D.30 | 1 Indiana | 45-48 | L |
| J.4 | 2 Notre Dame | 47-48 | L |
| J.9 | at Xavier | 48-43 | W |
| J.11 | at West Virginia | 43-56 | |

All-Time Results

Postseason Game (Louisville, Ky.)
M.14 Great Lakes Navy 47-58 L
NCAA Tournament (New Orleans)
M.20 Illinois 46-44 W
M.21 Dartmouth 28-47 L

LEADING SCORERS

Marvin Akers (Jr. G) 7.6
Mel Brewer (Jr. C) 7.0
Milt Ticco (Jr. F) 5.8
Ermal Allen (Sr. F) 4.9
Ken England (Jr. G) 4.9

1942-43 (17-6, 8-1 SEC)

Coach: Adolph Rupp
Co-Captains: Marvin Akers and Melvin Brewer

D.12 CINCINNATI 61-39 W
D.19 WASHINGTON 45-38 W
D.23 1 Indiana 52-58 L
J.2 OHIO STATE 40-45 L
J.4 FORT KNOX 64-30 W
J.9 at Xavier 43-38 W
J.16 * at Tennessee 30-28 W
J.18 * at Georgia 60-28 W
J.19 * at Georgia Tech 38-36 W
J.23 1 Notre Dame 60-55 W
J.26 * VANDERBILT 39-38 W
J.30 * at Alabama 32-41 L
F.1 * at Vanderbilt 54-43 W
F.6 * ALABAMA 67-41 W
F.8 XAVIER 48-36 W
F.13 * TENNESSEE 53-29 W
F.15 * GEORGIA TECH 58-31 W
F.20 at DePaul 44-53 L

SEC Tournament (Louisville, Ky.)
F.25 1 Tulane 48-31 W
F.26 1 Georgia 59-30 W
F.27 1 Mississippi State 52-43 W
F.27 1 Tennessee 30-33 L

Postseason Game (Louisville, Ky.)
M.6 1 Great Lakes Navy 39-53 L

LEADING SCORERS

Milt Ticco (Sr. F) 10.1
Mel Brewer (Sr. C) 8.3
Marvin Akers (Sr. G) 7.1
Mulford Davis (So. F) 7.1
Kenny Rollins (So. G) 5.3

1943-44 (19-2)

SEC Champions | SEC Tournament Champions
Coach: Adolph Rupp

D.1 FORT KNOX 51-18 W
D.4 BERA (Naval V-12) 54-40 W
D.11 1 Indiana 66-41 W
D.13 at Ohio State 40-28 W
D.18 CINCINNATI 58-30 W
D.20 at Illinois 41-43 L
D.28 2 Carnegie Tech 61-14 W
D.30 at St. John's 44-38 W
J.8 1 Notre Dame 55-54 W
J.15 WRIGHT FIELD 61-28 W
J.31 FORT KNOX A.R.C. 76-48 W
F.4 DePAUW 38-35 W
F.7 ILLINOIS 51-40 W
F.12 at Cincinnati 38-34 W
F.26 OHIO 51-35 W

SEC Tournament (Louisville, Ky.)
M.2 1 Georgia 57-29 W
M.3 1 LSU 55-28 W
M.4 1 Tulane 62-46 W

NIT (New York)
M.20 2 Utah 46-38 W
M.22 2 St. John's 45-48 L
M.24 2 Oklahoma St. (cons.) 45-29 W

LEADING SCORERS

Bob Brannum (Fr. C) 12.1
Jack Tingle (Fr. F) 8.4
Jack Parkinson (Fr. G) 7.0
Wilbur Schu (So. G) 6.2
Tom Moseley (So. G) 4.2

1944-45 (22-4, 4-1 SEC)

SEC Champions | SEC Tournament Champions
Coach: Adolph Rupp

D.2 FORT KNOX 56-23 W
D.4 BERA 56-32 W
D.9 CINCINNATI 66-24 W

D.16 1 Indiana 61-43 W
D.23 OHIO STATE 53-48 W OT
D.26 2 Wyoming 50-46 W
D.30 at Temple 45-44 W
J.1 at Long Island 62-52 W OT
J.6 OHIO 59-46 W
J.8 ARKANSAS STATE 75-6 W
J.13 MICHIGAN STATE 66-35 W
J.20 * at Tennessee 34-35 L
J.22 * at Georgia Tech 64-58 W
J.27 1 Notre Dame 58-59 L OT
J.29 * GEORGIA 73-37 W
F.3 * GEORGIA TECH 51-32 W
F.5 at Michigan State 50-66 L
F.17 * TENNESSEE 40-34 W
F.19 at Ohio 61-38 W
F.24 at Cincinnati 65-35 W

SEC Tournament (Louisville, Ky.)
M.1 1 Florida 57-35 W
M.2 1 LSU 68-37 W
M.3 1 Alabama 52-41 W
M.3 1 Tennessee 39-35 W

NCAA Tournament (New York)
M.22 3 Ohio State 37-45 L
M.24 3 Tufts (consolation) 66-56 W

1464-1042
1 Jefferson County Army (Louisville, Ky.)
2 Buffalo Memorial Auditorium (Buffalo, N.Y.)
3 Madison Square Garden (New York)

LEADING SCORERS

Alex Groza (Fr. C) 16.5
Jack Tingle (So. F) 11.5
Jack Parkinson (So. G) 10.4
Wilbur Schu (Jr. F) 8.0
Kenton Campbell (Fr. C) 6.3

1945-46 (28-2, 6-0 SEC)

NIT Champions | SEC Champions | SEC Tournament Champions
Coach: Adolph Rupp
Captain: Jack Parkinson

D.1 FORT KNOX 59-34 W
D.7 WESTERN ONTARIO 51-42 W
D.8 WESTERN ONTARIO 71-28 W
D.15 CINCINNATI 67-31 W
D.18 ARKANSAS 67-42 W
D.21 OKLAHOMA 43-33 W
D.29 at St. John's 73-59 W
J.1 at Temple 45-53 L
J.5 OHIO 57-48 W
J.7 FORT BENNING 81-25 W
J.12 at Michigan State 55-44 W
J.14 at Xavier 62-36 W
J.19 * at Tennessee 50-32 W
J.21 * at Georgia Tech 68-43 W
J.26 1 Notre Dame 47-56 L
J.28 * GEORGIA TECH 54-26 W
F.5 MICHIGAN STATE 59-51 W
F.4 * at Vanderbilt 59-37 W
F.9 2* Vanderbilt 64-31 W
F.16 * TENNESSEE 54-34 W
F.19 at Ohio 60-52 W
F.23 XAVIER 83-40 W

SEC Tournament (Louisville, Ky.)
F.28 1 Auburn 69-24 W
M.1 1 Florida 69-32 W
M.2 1 Alabama 59-30 W
M.2 1 LSU 59-36 W

Postseason Game (Louisville, Ky.)
M.9 1 Temple 54-43 W
NIT (New York)
M.16 3 Arizona 77-53 W
M.18 3 West Virginia 59-51 W
M.20 3 Rhode Island (finals) 46-45 W

LEADING SCORERS

Jack Parkinson (6-0 Jr. G) 11.3
Wallace Jones (6-4 Fr. F) 9.7
Ralph Beard (5-10 Fr. G) 9.3
Jack Tingle (6-3 Jr. F) 9.2
Wilbur Schu (6-4 Sr. F) 7.7

1946-47 (34-3, 11-0 SEC)

SEC Champions | SEC Tournament Champions
Coach: Adolph Rupp
Captain: Ken Rollins

N.28 INDIANA CENTRAL 78-36 W
N.30 * TULANE 64-35 W
D.2 FORT KNOX 68-31 W
D.7 at Cincinnati 80-49 W

D.9 IDAHO 65-35 W
D.12 1 DePaul 65-45 W
D.14 TEXAS A&M 83-18 W
D.16 MIAMI, OHIO 62-49 W
D.21 2 St. John's 70-50 W
D.23 BAYLOR 75-34 W
D.28 WABASH 96-24 W
D.30 3 Oklahoma State 31-37 L
J.4 OHIO 46-36 W
J.11 Dayton U. 70-29 W
J.13 * at Vanderbilt 82-30 W
J.18 * at Tennessee 54-39 W
J.20 * at Georgia Tech 70-47 W
J.21 * at Georgia 84-45 W
J.25 XAVIER 71-34 W
J.27 MICHIGAN STATE 86-36 W
F.1 1 Notre Dame 60-30 W
F.3 * at Alabama 48-37 W
F.8 at DePaul 47-53 L
F.10 * GEORGIA 81-40 W
F.15 * TENNESSEE 61-46 W
F.17 * ALABAMA 63-33 W
F.19 at Xavier 58-31 W
F.21 * VANDERBILT 84-41 W
F.22 * GEORGIA TECH 83-46 W

SEC Tournament (Louisville, Ky.)
F.27 1 Vanderbilt 98-29 W
F.28 1 Auburn 84-18 W
M.1 1 Georgia Tech 75-53 W
M.1 1 Tulane 55-38 W

Postseason Game (Louisville, Ky.)
M.8 1 Temple 68-29 W

NIT (New York)
M.17 2 Long Island 66-62 W
M.19 2 North Carolina State 60-42 W
M.24 2 Utah 45-49 L

LEADING SCORERS

Ralph Beard (5-10 So. G) 10.9
Alex Groza (6-7 So. C-F) 10.6
Kenneth Rollins (6-0 Jr. G) 8.4
Joe Holland (6-4 Sr. F) 6.2
Wallace Jones (6-4 So. C) 5.9

1947-48 (36-3, 9-0 SEC)

World Champions (Olympic Games) | National Champions | SEC Champions | SEC Tournament Champions
Coach: Adolph Rupp
Captain: Kenneth Rollins

N.29 INDIANA CENTRAL 80-41 W
D.1 FORT KNOX 80-41 W
D.5 TULSA 72-18 W
D.6 TULSA 71-22 W
D.10 1 DePaul 74-50 W
D.13 at Cincinnati 67-31 W
D.17 XAVIER 79-37 W
D.20 at Temple 59-60 L
D.23 at St. John's 52-40 W
J.2 1 Creighton 65-23 W
J.3 WESTERN ONTARIO 98-41 W
J.5 at Miami, Ohio 67-53 W
J.10 at Michigan State 47-45 W
J.12 at Ohio 79-57 W
J.17 * at Tennessee 65-54 W
J.19 * at Georgia Tech 71-56 W
J.20 * at Georgia 88-51 W
J.24 CINCINNATI 70-43 W
J.31 at DePaul 68-51 W
F.2 at Notre Dame 55-64 L
F.5 * at Alabama 41-31 W
F.7 2 Washington, St. Louis 69-39 W
F.9 * at Vanderbilt 82-51 W
F.14 * TENNESSEE 69-42 W
F.16 * ALABAMA 63-33 W
F.20 * VANDERBILT 79-43 W
F.21 * GEORGIA TECH 78-54 W
F.24 1 Temple 58-38 W
F.28 at Xavier 59-37 W

SEC Tournament (Louisville, Ky.)
M.4 1 Florida 87-31 W
M.5 1 LSU 63-47 W
M.6 1 Tennessee 70-47 W
M.6 1 Georgia Tech (finals) 54-43 W

NCAA Tournament (New York)
M.18 3 Columbia 76-53 W
M.20 3 Holy Cross 60-52 W
M.23 3 Baylor 58-42 W

Olympic Trials (New York)
M.27 Louisville 91-57 W
M.29 Baylor 77-59 W
Championship Collegiate Bracket
M.31 PHILLIPS OILERS 49-53 L
(AAU CHAMPS)

2690-1730
1 Jefferson County Army (Louisville, Ky.)
2 Ellis Auditorium (Memphis, Tenn.)
3 Madison Square Garden (New York)

Olympic Team Exhibition Games
UK vs. Phillips Oilers
Jun30 at Tulsa, Okla. 52-60 L
Jul2 at Kansas City, Mo. 70-69 W 20T
Jul7 at Lexington, Ky. 50-56 L

Olympic Games (London, England)
Jul30 Switzerland 86-21 W
Aug2 Czechoslovakia 53-28 W
Aug3 Argentina 59-57 W
Aug4 Egypt 66-28 W
Aug6 Peru 61-33 W
Aug9 Uruguay 63-28 W
Aug11 Mexico 71-40 W
Aug13 France 65-21 W
(Gold Medal game)

World Champions

LEADING SCORERS
Alex Groza (6-7 Jr. C) (488 TP in 39 games) 12.5
Ralph Beard (5-10 Jr. G) 12.5
Wallace Jones (6-4 Jr. C-F) 9.3
James Line (6-2 So. F) 6.9
Kenneth Rollins (6-0 Sr. G) 6.6

1948-49 (32-2, 13-0 SEC)

National Champions | SEC Champions | SEC Tournament Champions | Ranked 1st AP | Lost in NIT in attempted "Grand Slam"
Coach: Adolph Rupp

N.29 INDIANA CENTRAL 74-38 W
D.8 1 DePaul 67-36 W
D.10 TULSA 81-27 W
D.13 ARKANSAS 76-39 W
D.16 at Holy Cross 51-48 W
D.18 at St. John's 57-30 W
D.22 1* Tulane 51-47 W
D.29 2 Tulane 78-47 W
D.30 2 Saint Louis 40-42 L
J.11 3 Bowling Green 63-61 W
J.15 * at Tennessee 66-51 W
J.17 * at Georgia Tech 56-45 W
J.22 at DePaul 2/NR 56-45 W
J.29 1 Notre Dame 2/NR 62-38 W
J.31 * at Vanderbilt 2/NR 72-50 W
F.2 * at Alabama 1/NR 56-40 W
F.3 4* Ole Miss 1/NR 75-45 W
F.5 5 Bradley 1/18 62-52 W
F.8 * TENNESSEE 1/NR 71-56 W
F.12 XAVIER 1/NR 96-50 W
F.14 * ALABAMA 1/NR 74-32 W
F.16 * OLE MISS 1/NR 85-31 W
F.19 * GEORGIA TECH 1/NR 78-32 W
F.21 * GEORGIA 1/NR 95-40 W
F.24 at Xavier 1/NR 51-40 W
F.26 * VANDERBILT 1/NR 70-37 W

SEC Tournament (Louisville, Ky.)
M.3 1 Florida 1/NR 73-36 W
M.4 1 Auburn 1/NR 70-39 W
M.5 1 Tennessee 1/NR 83-44 W
M.5 1 Tulane 1/7 68-52 W

NIT (New York)
M.14 6 Loyola, Chicago 1/16 56-67 L

NCAA Eastern Regional (New York)
M.21 6 Villanova 1/5 85-72 W
M.22 6 Illinois 1/4 76-47 W

NCAA Finals (Seattle)
M.26 7 Oklahoma State 1/2 46-36 W

2320-1492
1 Jefferson County Army (Louisville, Ky.)
2 Sugar Bowl Classic (Municipal Auditorium | New Orleans)

LEADING SCORERS
Alex Groza (6-7 Sr. C) 20.5
Ralph Beard (5-10 Sr. G) 10.8
Wallace Jones (6-4 Sr. F-C) 8.6
Cliff Barker (6-2 Sr. G-F) 7.3
Dale Barnstable (6-3 Jr. F-G) 6.1

1949-50 (25-5, 11-2 SEC)

SEC Champions | SEC Tournament Champions | Sugar Bowl Champions | Ranked 3rd AP

Coach: Adolph Rupp
 Captain: Dale Barnstable

| | | | | |
|--------|-------------------|------|-------|---|
| D.3 | INDIANA CENTRAL | | 84-61 | W |
| D.10 | WESTERN ONTARIO | | 90-18 | W |
| D.15 | at St. John's | | 58-69 | L |
| D.21 1 | DePaul | | 49-47 | W |
| D.23 | at Purdue | | 60-54 | W |
| D.29 2 | Villanova | | 57-56 | W |
| D.30 2 | Bradley (finals) | | 71-66 | W |
| J.2 3 | Arkansas | | 57-53 | W |
| J.4 4* | Mississippi State | | 87-55 | W |
| J.9 | NORTH CAROLINA | 2/NR | 83-44 | W |
| J.14 * | at Tennessee | 2/NR | 53-66 | L |
| J.16 * | at Georgia Tech | 2/NR | 61-47 | W |
| J.17 * | at Georgia | 5/NR | 60-71 | L |
| J.21 | at DePaul | 5/NR | 86-53 | W |
| J.23 | at Notre Dame | 5/NR | 51-64 | L |
| J.26 | at Xavier | 4/NR | 58-47 | W |
| J.28 * | GEORGIA | 4/NR | 88-56 | W |
| J.30 * | at Vanderbilt | 4/NR | 58-54 | W |
| F.2 * | at Alabama | 6/NR | 66-64 | W |
| F.4 5* | Ole Miss | 6/NR | 61-55 | W |
| F.11 * | TENNESSEE | 7/NR | 79-52 | W |
| F.13 * | ALABAMA | 7/NR | 77-57 | W |
| F.15 * | OLE MISS | 5/NR | 90-50 | W |
| F.18 * | GEORGIA TECH | 5/NR | 97-62 | W |
| F.23 | XAVIER | 5/NR | 58-53 | W |
| F.25 * | VANDERBILT | 5/NR | 70-66 | W |

SEC Tournament (Louisville, Ky.)

| | | | | |
|-------|-------------------|------|-------|---|
| M.3 1 | Mississippi State | 4/NR | 56-46 | W |
| M.4 1 | Georgia | 4/NR | 79-63 | W |
| M.4 1 | Tennessee | 4/NR | 95-58 | W |

NIT (New York)

| | | | | |
|--------|------|------|-------|---|
| M.14 6 | CCNY | 3/NR | 50-89 | L |
|--------|------|------|-------|---|

2089-1696

- 1 Jefferson County Armory (Louisville, Ky.)
- 2 Sugar Bowl Classic (Municipal Auditorium | New Orleans)
- 3 Little Rock, Ark.
- 4 Owensboro Sportscenter (Owensboro, Ky.)
- 5 Ellis Auditorium (Memphis, Tenn.)
- 6 Madison Square Garden (New York)

LEADING SCORERS

| | |
|-----------------------------|------|
| Bill Spivey (7-0 So. C) | 19.3 |
| Jim Line (6-2 Sr. F) | 13.1 |
| Walt Hirsch (6-4 Jr. F) | 9.9 |
| Bobby Watson (5-10 So. G) | 7.5 |
| Dale Barnstable (6-3 Sr. G) | 5.9 |

MEMORIAL COLISEUM ERA (1950-1975)

1950-51 (32-2, 14-0 SEC)

National Champions | SEC Champions | Ranked 1st AP, 1st UPI

Coach: Adolph Rupp
 Captain: Walt Hirsch

| | | | | |
|--------|--------------------|------|--------|---|
| D.1 | WEST TEXAS ST. | | 73-43 | W |
| D.9 | PURDUE | | 70-52 | W |
| D.12 | at Xavier | | 67-56 | W |
| D.14 * | FLORIDA | | 85-37 | W |
| D.16 | KANSAS | | 68-39 | W |
| D.23 | at St. John's | 1/13 | 43-37 | W |
| D.29 1 | Saint Louis | 1/NR | 42-43 | L |
| D.30 1 | Syracuse | 1/NR | 69-59 | W |
| J.5 * | AUBURN | 3/NR | 79-35 | W |
| J.8 | DePAUL | 3/NR | 63-55 | W |
| J.13 * | ALABAMA | 3/NR | 65-48 | W |
| J.15 | NOTRE DAME | 3/NR | 69-44 | W |
| J.20 * | at Tennessee | 2/NR | 70-45 | W |
| J.22 * | at Georgia Tech | 2/NR | 82-61 | W |
| J.27 * | at Vanderbilt | 1/NR | 74-49 | W |
| J.29 * | at Tulane | 1/NR | 104-68 | W |
| J.31 * | at LSU | 1/NR | 81-59 | W |
| F.2 * | at Mississippi St. | 1/NR | 80-60 | W |
| F.3 2* | Ole Miss | 1/NR | 86-39 | W |
| F.9 * | GEORGIA TECH | 1/NR | 75-42 | W |
| F.13 | XAVIER | 1/NR | 78-51 | W |
| F.17 * | TENNESSEE | 1/NR | 86-61 | W |
| F.19 | at DePaul | 1/NR | 60-57 | W |
| F.23 * | GEORGIA | 1/NR | 88-41 | W |
| F.24 * | VANDERBILT | 1/NR | 89-57 | W |

SEC Tournament (Louisville, Ky.)

| | | | | |
|-------|-------------------|------|-------|---|
| M.1 3 | Mississippi State | 1/NR | 92-70 | W |
| M.2 3 | Auburn | 1/NR | 84-54 | W |
| M.3 3 | Georgia Tech | 1/NR | 82-56 | W |
| M.3 3 | Vanderbilt | 1/NR | 57-61 | L |
| M.13 | LOYOLA, CHICAGO | 1/NR | 97-61 | W |

NCAA First Round (Raleigh, N.C.)

| | | | | |
|--------|------------|------|-------|---|
| M.20 4 | Louisville | 1/NR | 79-68 | W |
|--------|------------|------|-------|---|

NCAA Eastern Regional (New York)

| | | | | |
|--------|------------|-----|-------|---|
| M.22 5 | St. John's | 1/9 | 59-43 | W |
| M.24 5 | Illinois | 1/5 | 76-74 | W |

NCAA National Finals (Minneapolis)

| | | | | |
|--------|--------------|-----|-------|---|
| M.27 6 | Kansas State | 1/4 | 68-58 | W |
|--------|--------------|-----|-------|---|

2540-1783

- 1 Sugar Bowl Classic (Municipal Auditorium | New Orleans)
- 2 Owensboro Sportscenter (Owensboro, Ky.)
- 3 Jefferson County Armory (Louisville, Ky.)
- 4 Reynolds Coliseum (Raleigh, N.C.)
- 5 Madison Square Garden (New York)
- 6 Williams Arena (Minneapolis)

Exhibition Game

| | | | |
|--------|--------------|-------|---|
| Apr.27 | KY ALL-STARS | 92-49 | W |
|--------|--------------|-------|---|

Puerto Rico Exhibition Tour

| | | | |
|--------|----------------------|-------|---|
| Aug.25 | San German Ath. | 86-38 | W |
| Aug.26 | Ponce Lions | 83-43 | W |
| Aug.27 | San Turce | 93-40 | W |
| Aug.29 | Univ. of Puerto Rico | 91-44 | W |
| Sep.2 | U.S. Navy | 52-23 | W |
| Sep.3 | Puerto Rico | 75-46 | W |

(N1) Owensboro, Ky.

LEADING SCORERS

| | |
|-----------------------------|------|
| Bill Spivey (7-0 Jr. C) | 19.2 |
| Shelby Linville (6-5 Jr. F) | 10.4 |
| Bobby Watson (5-10 Jr. G) | 10.4 |
| Frank Ramsey (6-3 So. G) | 10.1 |
| Cliff Hagan (6-4 So. C) | 9.2 |
| Walt Hirsch (6-3 Sr. F) | 9.1 |

1951-52 (29-3, 14-0 SEC)

SEC Champions | SEC Tournament Champions | Runner-Up Sugar Bowl | Ranked 1st AP, 1st UPI

Coach: Adolph Rupp
 Captain: Robert Watson

| | | | | |
|---------|-------------------|------|--------|---|
| D.8 | WASHINGTON & LEE | | 96-46 | W |
| D.10 | at Xavier | 1/NR | 97-72 | W |
| D.13 | at Minnesota | 1/NR | 57-61 | L |
| D.17 | ST. JOHN'S | 2/1 | 81-40 | W |
| D.20 | DePAUL | 2/NR | 98-60 | W |
| D.26 | UCLA | 1/16 | 84-53 | W |
| D.28 1 | Brigham Young | 1/NR | 84-64 | W |
| D.29 1 | Saint Louis | 1/12 | 60-61 | L |
| J.3 2 | Ole Miss | 4/NR | 116-58 | W |
| J.5 * | LSU | 4/NR | 57-47 | W |
| J.7 | XAVIER | 4/NR | 83-50 | W |
| J.12 * | at Florida | 3/NR | 99-52 | W |
| J.14 3* | Georgia | 3/NR | 95-55 | W |
| J.19 * | at Tennessee | 3/NR | 65-56 | W |
| J.21 * | at Georgia Tech | 3/NR | 96-51 | W |
| J.26 * | at Alabama | 3/NR | 71-67 | W |
| J.28 * | at Vanderbilt | 3/NR | 88-51 | W |
| J.30 * | at Auburn | 1/NR | 88-48 | W |
| F.2 4 | Notre Dame | 1/NR | 71-66 | W |
| F.4 * | TULANE | 1/NR | 103-54 | W |
| F.6 * | OLE MISS | 1/NR | 81-61 | W |
| F.9 * | GEORGIA TECH | 1/NR | 93-42 | W |
| F.11 * | MISSISSIPPI STATE | 1/NR | 110-66 | W |
| F.16 * | TENNESSEE | 1/NR | 95-40 | W |
| F.21 * | VANDERBILT | 1/NR | 75-45 | W |
| F.23 | at DePaul | 1/NR | 63-61 | W |

SEC Tournament (Louisville, Ky.)

| | | | | |
|--------|--------------|------|-------|---|
| F.28 3 | Georgia Tech | 1/NR | 80-59 | W |
| F.29 3 | Tulane | 1/NR | 85-61 | W |
| M.1 3 | Tennessee | 1/NR | 81-66 | W |
| M.1 3 | LSU | 1/NR | 44-43 | W |

NCAA Eastern Regional (Raleigh, N.C.)

| | | | | |
|--------|-------------|------|-------|---|
| M.21 5 | Penn. State | 1/NR | 82-54 | W |
| M.22 5 | St. John's | 1/10 | 57-64 | L |

2635-1774

- 1 Sugar Bowl Classic (Municipal Auditorium | New Orleans)
- 2 Owensboro Sportscenter (Owensboro, Ky.)
- 3 Jefferson County Armory (Louisville, Ky.)
- 4 Chicago Stadium (Chicago)
- 5 Reynolds Coliseum (Raleigh, N.C.)

LEADING SCORERS

| | |
|------------------------------|------|
| Cliff Hagan (6-4 Jr. C) | 21.6 |
| Frank Ramsey (6-3 Jr. G) | 15.9 |
| Bobby Watson (5-10 Sr. G) | 13.1 |
| Lou Tsioropoulos (6-5 Jr. F) | 7.9 |
| Lucian Whitaker (6-0 Sr. F) | 7.8 |

1952-53 — NO SCHEDULE

Under suspension by NCAA | Intra-Squad Scrimmage Results

Coach: Adolph Rupp
 Co-Captains: Cliff Hagan and Frank Ramsey

| | | | | |
|------|---------|----|----------|----|
| D.13 | Varsity | 76 | Freshman | 45 |
|------|---------|----|----------|----|

| | | | | |
|------|----------|-----|----------|-----|
| J.19 | Ramsey's | 71 | Hagan's | 50 |
| F.4 | Hagan's | 68 | Ramsey's | 57 |
| F.28 | Blues | 49 | Whites | 45 |
| | | 264 | | 197 |

1953-54 (25-0, 14-0 SEC)

SEC Champions | UKIT Champions | Ranked 1st AP, 2nd UPI | Declined NCAA Berth

Coach: Adolph Rupp
 Co-Captains: Cliff Hagan and Frank Ramsey

| | | | | |
|---------|-------------------|------|--------|---|
| D.5 | TEMPLE | | 86-59 | W |
| D.12 | at Xavier | 2/NR | 81-66 | W |
| D.14 | WAKE FOREST | 2/NR | 101-69 | W |
| D.18 | at Saint Louis | 2/NR | 71-59 | W |
| D.21 1 | DUKE | 2/13 | 85-69 | W |
| D.22 1 | LASALLE | 2/16 | 73-60 | W |
| D.28 | MINNESOTA | 2/8 | 74-59 | W |
| J.4 | XAVIER | 1/NR | 77-71 | W |
| J.9 * | GEORGIA TECH | 1/NR | 105-53 | W |
| J.11 | DePAUL | 1/NR | 81-63 | W |
| J.16 * | TULANE | 1/NR | 94-43 | W |
| J.23 * | at Tennessee | 1/NR | 97-71 | W |
| J.30 * | at Vanderbilt | 1/NR | 85-63 | W |
| F.2 2* | Georgia Tech | 1/NR | 99-48 | W |
| F.4 * | GEORGIA | 1/NR | 106-55 | W |
| F.6 3* | Georgia | 1/NR | 100-68 | W |
| F.8 * | at Florida | 1/NR | 97-55 | W |
| F.13 * | OLE MISS | 1/NR | 88-62 | W |
| F.15 * | MISSISSIPPI STATE | 1/NR | 81-49 | W |
| F.18 * | TENNESSEE | 2/NR | 90-63 | W |
| F.20 | at DePaul | 2/NR | 76-61 | W |
| F.22 * | VANDERBILT | 2/NR | 100-64 | W |
| F.27 4* | Auburn | 2/NR | 109-79 | W |
| M.1 * | at Alabama | 2/NR | 68-43 | W |
| M.9 5 | LSU | 1/8 | 63-56 | W |

2187-1508

- 1 UK Invitation Tournament (Lexington, Ky.)
- 2 Jefferson County Armory (Louisville, Ky.)
- 3 Owensboro Sportscenter (Owensboro, Ky.)
- 4 Garrett Coliseum (Montgomery, Ala.)
- 5 SEC Playoff (Memorial Gym | Nashville, Tenn.)
- Kentucky and LSU tied for league title due to a schedule disagreement. Kentucky won but declined NCAA bid.

LEADING SCORERS

| | |
|------------------------------|------|
| Cliff Hagan (6-4 Sr. C) | 24.0 |
| Frank Ramsey (6-3 Sr. G) | 19.6 |
| Lou Tsioropoulos (6-5 Sr. F) | 14.5 |
| Billy Evans (6-1 Jr. F) | 8.4 |
| Gayle Rose (6-0 Jr. G) | 6.7 |

1954-55 (23-3, 12-2 SEC)

SEC Champions | UKIT Champions | Ranked 2nd AP, 2nd UPI

Coach: Adolph Rupp
 Captain: Bill Evans

| | | | | |
|--------|--------------------|------|--------|---|
| D.4 | LSU | | 74-58 | W |
| D.11 | at Xavier | 2/NR | 73-69 | W |
| D.18 | TEMPLE | 2/NR | 79-61 | W |
| D.21 1 | UTAH | 1/2 | 70-65 | W |
| D.22 1 | LASALLE | 1/4 | 63-54 | W |
| D.30 | SAINT LOUIS | 1/NR | 82-65 | W |
| J.1 | at Temple | 1/NR | 101-69 | W |
| J.8 * | GEORGIA TECH | 1/NR | 58-59 | L |
| J.10 | DePAUL | 1/NR | 92-59 | W |
| J.15 * | at Tulane | 1/NR | 58-44 | W |
| J.17 * | at LSU | 1/NR | 64-62 | W |
| J.22 * | at Tennessee | 1/NR | 84-66 | W |
| J.29 * | at Vanderbilt | 1/18 | 75-71 | W |
| J.31 * | at Georgia Tech | 1/NR | 59-65 | L |
| F.3 * | FLORIDA | 1/NR | 87-63 | W |
| F.5 2* | Ole Miss | 1/NR | 84-66 | W |
| F.7 * | at Mississippi St. | 1/NR | 61-56 | W |
| F.9 * | GEORGIA | 2/NR | 86-40 | W |
| F.14 | XAVIER | 2/NR | 66-55 | W |
| F.19 | at DePaul | 2/NR | 76-72 | W |
| F.21 * | VANDERBILT | 2/20 | 77-59 | W |
| F.26 * | AUBURN | 2/NR | 93-59 | W |
| F.28 * | ALABAMA | 2/12 | 66-52 | W |
| M.5 * | TENNESSEE | 2/NR | 104-61 | W |

NCAA Eastern Regional (Evanston, Ill.)

| | | | | |
|--------|------------|------|-------|---|
| M.11 3 | Marquette | 2/8 | 71-79 | L |
| M.12 3 | Penn State | 2/NR | 84-59 | W |

(consolation)

1987-1588

- 1 UK Invitation Tournament (Lexington, Ky.)
- 2 Ellis Auditorium (Memphis, Tenn.)
- 3 McGaw Memorial Hall (Evanston, Ill.)

LEADING SCORERS

| | |
|-----------------------------|------|
| Bob Burrow (6-7 Jr. C) | 19.0 |
| Billy Evans (6-1 Jr. F) | 13.9 |
| Phil Grawemeyer (6-7 Jr. F) | 13.0 |
| Jerry Bird (6-6 Jr. F) | 10.7 |
| Gayle Rose (6-0 Sr. G) | 7.4 |

1955-56 (20-6, 12-2 SEC)

UKIT Runner-Up | Ranked 9th AP, 12th UPI

Coach: Adolph Rupp
 Captain: Phil Grawemeyer

| | | | | |
|--------|-----------------|-------|--------|---|
| D.3 | at LSU | | 62-52 | W |
| D.10 | TEMPLE | 2/NR | 61-73 | L |
| D.12 | DePAUL | 2/NR | 71-69 | W |
| D.15 | at Maryland | 12/NR | 62-61 | W |
| D.17 | IDAHO | 12/NR | 91-49 | W |
| D.20 1 | MINNESOTA | 9/NR | 72-65 | W |
| D.21 1 | DAYTON | 9/14 | 74-89 | L |
| D.28 | at Saint Louis | 13/NR | 101-80 | W |
| J.7 * | GEORGIA TECH | 6/NR | 104-51 | W |
| J.12 * | TULANE | 5/NR | 85-63 | W |
| J.14 * | LSU | 5/NR | 107-65 | W |
| J.21 * | at Tennessee | 4/NR | 95-68 | W |
| J.28 * | at Vanderbilt | 3/7 | 73-81 | L |
| J.30 * | at Georgia Tech | 3/NR | 84-62 | W |
| F.1 | DUKE | 8/10 | | |

All-Time Results

1957-58 (23-6, 12-2 SEC)

National Champions | SEC Champions | Ranked 9th AP, 14th UPI
Coach: Adolph Rupp
Honorary Captain: Ed Beck

Table listing 1957-58 season results with columns for opponent, score, and result. Includes games at Ohio State, Temple, Maryland, Saint Louis, SMU, West Virginia, Minnesota, Utah State, Loyola, Georgia Tech, Vanderbilt, LSU, Tulane, Tennessee, Georgia, Florida, Ole Miss, Mississippi State, Loyola, Chicago, Vanderbilt, Alabama, Auburn, and Tennessee.

NCAA Midwest Regional (Lexington, Ky.)
M.14 Miami, Ohio 9/NR 94-70 W
M.15 Notre Dame 9/8 89-56 W

NCAA Final Four (Louisville, Ky.)
M.21 5 Temple 9/5 61-60 W
M.22 5 Seattle 9/18 84-72 W

2166-1817
1 UK Invitation Tournament (Lexington, Ky.)
2 Alexander Memorial Coliseum (Atlanta)
3 Garrett Coliseum (Montgomery, Ala.)
4 Birmingham City Auditorium (Birmingham, Ala.)
5 Freedom Hall (Birmingham, Ala.)

LEADING SCORERS
Vernon Hatton (6-3 Sr. G) 17.1
Johnny Cox (6-4 Jr. F) 14.9
John Criger (6-3 Sr. F) 13.6
Adrian Smith (6-0 Sr. G) 12.4
Ed Beck (6-7 Sr. C) 5.6

1958-59 (24-3, 12-2 SEC)

UKIT Champions | Ranked 2nd in Polls
Coach: Adolph Rupp
Honorary Captain: Johnny Cox

Table listing 1958-59 season results with columns for opponent, score, and result. Includes games at Florida State, Temple, Duke, SMU, Saint Louis, Maryland, Ohio State, West Virginia, Navy, Illinois, Georgia Tech, Vanderbilt, LSU, Tulane, Tennessee, Georgia Tech, Florida, Ole Miss, Mississippi St., Vanderbilt, Alabama, Auburn, and Tennessee.

NCAA Midwest Regional (Evanston, Ill.)
M.13 5 Louisville 2/NR 61-76 L
M.14 5 Marquette 2/20 98-69 W (consolation)

2126-1737
1 UK Invitation Tournament (Lexington, Ky.)
2 Freedom Hall (Louisville, Ky.)
3 Municipal Auditorium (Jackson, Miss.)
4 Chicago Stadium (Chicago)
5 McGaw Memorial Hall (Evanston, Ill.)

LEADING SCORERS
Johnny Cox (6-4 Sr. F) 17.9
Billy Ray Lickert (6-3 So. G) 13.5
Bennie Coffman (6-0 Jr. G) 10.7

Don Mills (6-6 Jr. C) 10.5
Sid Cohen (6-1 Jr. G) 8.1
Dickie Parsons (5-10 So. G) 8.0

1959-60 (18-7, 10-4 SEC)

UKIT Runner Up
Coach: Adolph Rupp
Co-Captains: Bill Lickert and Don Mills

Table listing 1959-60 season results with columns for opponent, score, and result. Includes games at Northern Colo., UCLA, Southern Cal, Saint Louis, Kansas, North Carolina, West Virginia, Temple, Georgia Tech, Vanderbilt, LSU, Tulane, Tennessee, Georgia Tech, Georgia, Florida, Ole Miss, Mississippi State, Notre Dame, Vanderbilt, Auburn, Alabama, and Pittsburgh.

1838-1642
1 UK Invitation Tournament (Lexington, Ky.)
2 Freedom Hall (Louisville, Ky.)
3 Municipal Coliseum (Columbus, Ga.)
4 Garrett Coliseum (Montgomery, Ala.)

LEADING SCORERS
Billy Ray Lickert (6-3 Jr. f-G) 14.4
Don Mills (6-6 Sr. C-F) 12.7
Sid Cohen (6-1 Sr. G) 10.7
Bennie Coffman (6-0 Sr. G) 10.2
Ned Jennings (6-9 Jr. C) 8.8

1960-61 (19-9, 10-4 SEC)

UKIT Runner-Up | Ranked 18th UPI
Coach: Adolph Rupp
Captain: Dick Parsons

Table listing 1960-61 season results with columns for opponent, score, and result. Includes games at VMI, Florida State, Notre Dame, North Carolina, Temple, Illinois, Saint Louis, Missouri, Miami, Ohio, Georgia Tech, Vanderbilt, LSU, Tulane, Tennessee, Georgia Tech, Florida, Georgia, Ole Miss, Mississippi St., UCLA, Vanderbilt, Alabama, Auburn, Tennessee, Vanderbilt, and Marquette.

NCAA Midwest Regional (Louisville, Ky.)
M.17 1 Morehead State NR/NR 71-64 W
M.18 1 Ohio State NR/1 74-87 L

2027-1858
1 Freedom Hall (Louisville, Ky.)
2 Greensboro Coliseum (Greensboro, N.C.)
3 UK Invitation Tournament (Lexington, Ky.)
4 Municipal Auditorium (Jackson, Miss.)
5 SEC Playoff (Knoxville, Tenn.) To determine SEC representative in NCAA Tournament after champion Mississippi State declined bid.
6 Chicago Stadium (Chicago)

LEADING SCORERS
Billy Ray Lickert (6-3 Sr. F-G) 16.0
Roger Newman (6-4 Sr. F-G) 14.1
Larry Pursiful (6-1 Jr. G) 13.4
Ned Jennings (6-9 Sr. C) 11.5
Carroll Burchett (6-4 Jr. F-C) 5.1

1961-62 (23-3, 13-1 SEC)

SEC Co-Champions | UKIT Champions | Ranked 3rd AP, 3rd UPI
Coach: Adolph Rupp
Captain: Larry Pursiful

Table listing 1961-62 season results with columns for opponent, score, and result. Includes games at Miami, Ohio, Southern Cal, Saint Louis, Baylor, Temple, Tennessee, Kansas State, Yale, Notre Dame, Virginia, Georgia Tech, Vanderbilt, LSU, Tennessee, Georgia Tech, Georgia, Florida, Ole Miss, Mississippi State, Vanderbilt, Auburn, Tulane, and Tennessee.

NCAA Midwest Regional (Iowa City, Iowa)
M.16 4 Butler 3/NR 81-60 W
M.17 4 Ohio State 3/1 64-74 L

2141-1704
1 UK Invitation Tournament (Lexington, Ky.)
2 Freedom Hall (Louisville, Ky.)
3 Alexander Memorial Coliseum (Atlanta)
4 Iowa Fieldhouse (Iowa City, Iowa)

LEADING SCORERS
Cotton Nash (6-5 So. C-F) 23.4
Larry Pursiful (6-1 Sr. G) 19.1
Carroll Burchett (6-4 Sr. C-F) 11.2
Scotty Baesler (6-0 Jr. G) 10.9
Roy Roberts (6-4 Jr. F) 7.0

1962-63 (16-9, 8-6 SEC)

UKIT Champions
Coach: Adolph Rupp
Captain: Scotty Baesler

Table listing 1962-63 season results with columns for opponent, score, and result. Includes games at Virginia Tech, Temple, Florida State, North Western, North Carolina, Iowa, West Virginia, Dartmouth, Notre Dame, Saint Louis, Georgia Tech, Vanderbilt, LSU, Tulane, Tennessee, Xavier, Georgia Tech, Georgia, Florida, Ole Miss, Mississippi St., Vanderbilt, Alabama, Auburn, and Tennessee.

1893-1697
1 UK Invitation Tournament (Lexington, Ky.)
2 Freedom Hall (Louisville, Ky.)
3 Municipal Auditorium (Jackson, Miss.)

LEADING SCORERS
Cotton Nash (6-5 Jr. F-C) 20.6
Charles Ishmael (6-5 Jr. G) 11.1
Ted Deeken (6-3 Jr. F) 9.8
Scotty Baesler (6-0 Sr. G) 9.7
Roy Roberts (6-4 Sr. F) 9.0

1963-64 (21-6, 11-3 SEC)

SEC Champions | UKIT Champions | Sugar Bowl Champions | Ranked 4th AP, 3rd UPI
Coach: Adolph Rupp
Co-Captains: Cotton Nash and Ted Deeken

Table listing 1963-64 season results with columns for opponent, score, and result. Includes games at Virginia, Texas Tech, and Virginia.

Table listing 1963-64 season results with columns for opponent, score, and result. Includes games at Northwestern, North Carolina, Baylor, Wisconsin, Wake Forest, Notre Dame, Loyola, Duke, Georgia Tech, Vanderbilt, LSU, Tulane, Tennessee, Georgia Tech, Florida, Georgia, Ole Miss, Mississippi State, Vanderbilt, Auburn, Alabama, and Saint Louis.

NCAA Midwest Regional (Minneapolis)
M.13 5 Ohio University 4/NR 69-85 L
M.14 5 Loyola, Chi. 4/8 91-100 L (consolation)

2326-1945
1 UK Invitation Tournament (Lexington, Ky.)
2 Freedom Hall (Louisville, Ky.)
3 Sugar Bowl Classic (New Orleans)
4 Garrett Coliseum (Montgomery, Ala.)
5 Williams Arena (Minneapolis)

LEADING SCORERS
Cotton Nash (6-5 Sr. C-F) 24.0
Ted Deeken (6-3 Sr. F) 18.5
Larry Conley (6-3 So. F-C) 12.2
Terry Mobley (6-2 Jr. G) 9.4
Randy Embry (5-11 Jr. G) 7.2

1964-65 (15-10, 10-6 SEC)

UKIT Runner Up
Coach: Adolph Rupp
Captain: Randy Embry

Table listing 1964-65 season results with columns for opponent, score, and result. Includes games at Iowa, North Carolina, Iowa State, Syracuse, West Virginia, Illinois, Saint Louis, Notre Dame, Dartmouth, Vanderbilt, LSU, Tulane, Tennessee, Auburn, Florida, Georgia, Ole Miss, Mississippi State, Vanderbilt, Auburn, Alabama, and Alabama.

2109-1914
1 Charlotte Coliseum (Charlotte, N.C.)
2 UK Invitation Tournament (Lexington, Ky.)
3 Freedom Hall (Louisville, Ky.)

LEADING SCORERS
Louie Dampier (6-0 So. G) 17.0
Pat Riley (6-4 So. F) 15.0
Tommy Kron (6-5 Jr. G-F) 12.3
John Adams (6-7 Sr. C) 11.8
Larry Conley (6-3 Jr. F) 11.6

1965-66 (27-2, 15-1 SEC)

National Runner-Up | SEC Champions | UKIT Champions | Ranked 1st in Polls
Coach: Adolph Rupp
Honorary Captain:

Table listing 1965-66 season results with columns for opponent, score, and result. Includes games at Hardin-Simmons, Virginia, Illinois, North Western, Air Force, Indiana, Texas Tech, and Notre Dame.

All-Time Results

| | | | | |
|------|----------------------|------|--------|-------|
| J.3 | SAINT LOUIS | 5/NR | 80-70 | W |
| J.8 | * at Florida | 2/NR | 78-64 | W |
| J.10 | * at Georgia | 2/NR | 69-65 | W 2ot |
| J.15 | * VANDERBILT | 2/3 | 96-83 | W |
| J.24 | * LSU | 2/NR | 111-85 | W |
| J.29 | * AUBURN | 2/NR | 115-78 | W |
| J.31 | * ALABAMA | 2/NR | 82-62 | W |
| F.2 | * at Vanderbilt | 2/3 | 105-90 | W |
| F.5 | * GEORGIA | 2/NR | 74-50 | W |
| F.7 | * FLORIDA | 2/NR | 85-75 | W |
| F.12 | * at Auburn | 1/NR | 77-64 | W |
| F.14 | * at Alabama | 1/NR | 90-67 | W |
| F.19 | * at Mississippi St. | 1/NR | 73-69 | W |
| F.21 | * at Ole Miss | 1/NR | 108-65 | W |
| F.26 | * TENNESSEE | 1/NR | 78-64 | W |
| M.5 | * at Tennessee | 1/NR | 62-69 | L |
| M.7 | * TULANE | 1/NR | 103-74 | W |

| | | | |
|--|------------|------|---------|
| NCAA Midwest Regional (Iowa City, Iowa) | | | |
| M.11 | 3 Dayton # | 1/NR | 86-79 W |
| M.12 | 3 Michigan | 1/9 | 84-77 W |
| NCAA Final Four (College Park, Md.) | | | |
| M.18 | 4 Duke | 1/2 | 83-79 W |
| M.19 | 4 UTEP | 1/3 | 65-72 L |

| | | | | |
|------|----------------------|-------|--------|---|
| D.6 | XAVIER | 9/NR | 111-76 | W |
| D.9 | PENNSYLVANIA | 9/NR | 64-49 | W |
| D.12 | 1 North Carolina | 4/NR | 77-84 | L |
| D.22 | 2 DAYTON | 7/NR | 88-85 | W |
| D.23 | 2 SOUTH CAROLINA | 7/NR | 76-66 | W |
| D.30 | 3 Notre Dame | 6/NR | 81-73 | W |
| J.6 | * at Vanderbilt | 5/NR | 94-78 | W |
| J.8 | * at Alabama | 5/NR | 84-76 | W |
| J.13 | * at Florida | 4/NR | 78-96 | L |
| J.15 | * GEORGIA | 4/NR | 104-73 | W |
| J.20 | * at Auburn | 8/NR | 73-74 | L |
| J.22 | * at Tennessee | 8/NR | 59-87 | L |
| J.27 | * at LSU | 9/NR | 121-95 | W |
| J.29 | * at Ole Miss | 9/NR | 85-76 | W |
| F.3 | * LSU | 10/NR | 109-96 | W |
| F.5 | * OLE MISS | 10/NR | 78-62 | W |
| F.10 | * at Mississippi St. | 8/NR | 92-84 | W |
| F.12 | * TENNESSEE | 8/NR | 60-59 | W |
| F.17 | * MISSISSIPPI STATE | 8/NR | 107-81 | W |
| F.19 | * at Georgia | 8/NR | 106-87 | W |
| F.24 | * ALABAMA | 5/NR | 96-83 | W |
| F.26 | * AUBURN | 5/NR | 89-57 | W |
| M.2 | * VANDERBILT | 5/NR | 85-80 | W |

| | | | |
|---|------------|------|----------|
| NCAA Midwest Regional (Lexington, Ky.) | | | |
| M.15 | MARQUETTE | 5/NR | 107-89 W |
| M.16 | OHIO STATE | 5/NR | 81-82 L |

- 1 UK Invitation Tournament (Lexington, Ky.)
2 Freedom Hall (Louisville, Ky.)
3 Iowa Fieldhouse (Iowa City, Iowa)
4 Cole Field House (College Park, Md.)
Rupp wins his 747th game to pass Phog Allen of Kansas.

| | | | |
|---------------------------|------|--|--|
| LEADING SCORERS | | | |
| Pat Riley (6-4 Jr. F) | 22.0 | | |
| Louie Dampier (6-0 Jr. G) | 21.1 | | |
| Thad Jaracz (6-5 So. C) | 13.2 | | |
| Larry Conley (6-3 Sr. F) | 11.5 | | |
| Tommy Kron (6-5 Sr. G) | 10.2 | | |

| | | | |
|---|----------------------|--------|---|
| International Universities Tournament (Tel Aviv, Israel) (Not counted in won-loss record) | | | |
| Aug.3 | Warsaw University | 67-58 | W |
| Aug.4 | Cambridge University | 104-45 | W |
| Aug.6 | Salonika University | 91-60 | W |
| Aug.10 | Istanbul University | 82-36 | W |
| Aug.11 | Warsaw University | 87-57 | W |

1966-67 (13-13, 8-10 SEC)

| | | | |
|---|-----------------------|-------|-------------|
| UKIT Champions Coach: Adolph Rupp | | | |
| D.3 | VIRGINIA | 3/NR | 104-84 W |
| D.5 | ILLINOIS | 3/NR | 97-98 L OT |
| D.10 | at Northwestern | 3/NR | 118-116 W |
| D.13 | NORTH CAROLINA | 4/6 | 55-64 L |
| D.17 | * FLORIDA | 4/NR | 75-78 L |
| D.22 | 1 OREGON STATE | NR/NR | 96-66 W |
| D.23 | 1 KANSAS STATE | NR/NR | 83-79 W |
| D.28 | CORNELL | NR/NR | 77-92 L |
| D.31 | 2 Notre Dame | NR/NR | 96-85 W |
| J.5 | * VANDERBILT | NR/NR | 89-91 L OT |
| J.14 | * at Florida | NR/10 | 72-89 L |
| J.16 | * at Georgia | NR/NR | 40-49 L |
| J.21 | * AUBURN | NR/NR | 60-58 W |
| J.23 | * TENNESSEE | NR/NR | 50-52 L 2ot |
| J.28 | * LSU | NR/NR | 102-72 W |
| J.30 | * OLE MISS | NR/NR | 96-53 W |
| F.4 | * at LSU | NR/NR | 105-84 W |
| F.6 | * at Ole Miss | NR/NR | 79-70 W |
| F.11 | * MISSISSIPPI STATE | NR/NR | 72-77 L OT |
| F.13 | * at Tennessee | NR/NR | 57-76 L |
| F.18 | * at Mississippi St # | NR/NR | 103-74 W |
| F.20 | * GEORGIA | NR/NR | 101-76 W |
| F.25 | * at Alabama | NR/NR | 71-81 L |
| F.27 | * at Auburn | NR/NR | 49-60 L |
| M.4 | * at Vanderbilt | NR/NR | 94-110 W |
| M.6 | * ALABAMA | NR/NR | 101-78 W |

| | | | |
|---|------|--|--|
| 2151-2012 | | | |
| 1 UK Invitation Tournament (Lexington, Ky.) | | | |
| 2 Freedom Hall (Louisville, Ky.) | | | |
| 3 Chicago Stadium (Chicago) | | | |
| 4 Wisconsin Field House (Madison, Wisc.) | | | |
| LEADING SCORERS | | | |
| Dan Issel (6-8 Jr. C) | 26.6 | | |
| Mike Casey (6-4 Jr. G) | 19.1 | | |
| Mike Pratt (6-4 Jr. F) | 16.9 | | |
| Phil Argento (6-2 Sr. G) | 10.0 | | |
| Larry Steele (6-5 So. F) | 8.6 | | |

| | | | |
|---|-------------|-------|---------|
| 1967-68 (22-5, 15-3 SEC) | | | |
| SEC Champions UKIT Champions Ranked 4th in Polls | | | |
| Coach: Adolph Rupp Captain: Thad Jaracz | | | |
| D.2 | at Michigan | NR/NR | 96-79 W |
| D.4 | * FLORIDA | NR/NR | 99-76 W |

| | | | | |
|------|----------------------|------|---------|---|
| D.19 | 2 NAVY | 1/NR | 73-59 | W |
| D.20 | 2 DUKE | 1/NR | 98-76 | W |
| D.27 | 3 Notre Dame | 1/11 | 102-100 | W |
| D.29 | MIAMI, OHIO | 1/NR | 80-58 | W |
| J.3 | * OLE MISS | 1/NR | 95-73 | W |
| J.5 | * MISSISSIPPI STATE | 1/NR | 111-76 | W |
| J.10 | * at Florida | 2/NR | 88-69 | W |
| J.12 | * at Georgia | 2/NR | 72-71 | W |
| J.17 | * TENNESSEE | 2/NR | 68-52 | W |
| J.24 | * LSU | 2/NR | 109-96 | W |
| J.26 | * ALABAMA | 2/NR | 86-71 | W |
| J.31 | * at Vanderbilt | 2/NR | 81-89 | W |
| F.2 | * at Auburn | 2/NR | 84-83 | W |
| F.7 | * at Ole Miss | 3/NR | 120-85 | W |
| F.9 | * at Mississippi St. | 3/NR | 86-57 | W |
| F.14 | * FLORIDA | 3/NR | 110-66 | W |
| F.16 | * GEORGIA | 3/20 | 116-86 | W |
| F.21 | * at LSU | 2/NR | 121-105 | W |
| F.23 | * at Alabama | 2/NR | 98-89 | W |
| F.28 | * VANDERBILT | 1/NR | 90-86 | W |
| M.2 | * AUBURN | 1/NR | 102-81 | W |
| M.7 | * at Tennessee | 2/NR | 86-69 | W |

| | | | |
|---|----------------|-----|-----------|
| NCAA Midwest Regional (Columbus, Ohio) | | | |
| M.12 | 4 Notre Dame | 1/9 | 109-99 W |
| M.14 | 4 Jacksonville | 1/4 | 100-106 L |

- 1 Charlotte Coliseum (Charlotte, N.C.)
2 UK Invitation Tournament (Lexington, Ky.)
3 Freedom Hall (Louisville, Ky.)
4 St. John Arena (Columbus, Ohio)

| | | | |
|--------------------------|------|--|--|
| LEADING SCORERS | | | |
| Dan Issel (6-8 Sr. C) | 33.9 | | |
| Mike Pratt (6-4 Sr. F) | 19.3 | | |
| Tom Parker (6-6 So. F) | 10.4 | | |
| Larry Steele (6-5 Jr. F) | 8.8 | | |
| Terry Mills (6-2 Jr. G) | 8.1 | | |

1970-71 (22-6, 16-2 SEC)

| | | | |
|---|----------------------|-------|------------|
| SEC Champions UKIT Runner-Up Ranked 8th AP, 8th UPI | | | |
| Coach: Adolph Rupp Honorary Co-Captains: Mike Casey and Larry Steele | | | |
| D.1 | at Northwestern | 3/NR | 115-100 W |
| D.5 | MICHIGAN | 3/NR | 104-93 W |
| D.7 | at West Virginia | 3/NR | 106-100 W |
| D.12 | at Indiana | 5/11 | 95-93 W OT |
| D.18 | 1 DePAUL | 3/NR | 106-85 W |
| D.19 | 1 PURDUE (finals) | 3/NR | 83-89 L |
| D.22 | OREGON STATE | 7/NR | 84-78 W |
| D.29 | 2 Notre Dame | 8/NR | 92-99 L |
| J.2 | * at Ole Miss | 8/NR | 103-95 W |
| J.4 | * at Mississippi St. | 8/NR | 79-71 W |
| J.9 | * FLORIDA | 11/NR | 101-75 W |
| J.11 | * GEORGIA | 11/NR | 79-66 W |
| J.16 | * at Tennessee | 10/NR | 71-75 L |
| J.23 | * at LSU | 12/NR | 82-79 W |
| J.25 | * at Alabama | 12/NR | 86-73 W |
| J.30 | * VANDERBILT | 11/NR | 102-92 W |
| F.1 | * AUBURN | 11/NR | 114-76 W |
| F.6 | * OLE MISS | 8/NR | 121-86 W |
| F.8 | * MISSISSIPPI STATE | 8/NR | 102-83 W |
| F.13 | * at Florida | 8/NR | 65-74 L |
| F.15 | * at Georgia | 8/NR | 107-95 W |
| F.20 | * LSU | 12/NR | 110-73 W |
| F.22 | * ALABAMA | 12/NR | 101-74 W |
| F.27 | * at Vanderbilt | 10/NR | 119-90 W |
| M.1 | * at Auburn | 10/NR | 102-83 W |
| M.6 | * TENNESSEE | 8/NR | 84-78 W |

| | | | |
|--|--------------------|------|----------|
| NCAA Midwest Regional (Athens, Ga.) | | | |
| M.18 | 3 Western Kentucky | 8/NR | 83-107 L |
| M.20 | 3 Marquette | 8/7 | 74-91 L |

- 1 UK Invitation Tournament (Lexington, Ky.)
2 Freedom Hall (Louisville, Ky.)
3 Stegeman Coliseum (Athens, Ga.)

| | | | |
|-----------------------------|------|--|--|
| LEADING SCORERS | | | |
| Tom Parker (6-7 Jr. F) | 17.6 | | |
| Mike Casey (6-4 Sr. G) | 17.0 | | |
| Tom Payne (7-2 So. C) | 16.9 | | |
| Kent Hollenbeck (6-4 Jr. G) | 14.0 | | |
| Larry Steele (6-5 Sr. F) | 13.1 | | |

1971-72 (21-7, 14-4 SEC)

| | | | |
|---|-----------------|-------|-------------|
| SEC Champions UKIT Champions Ranked 18th AP, 14th UPI | | | |
| Coach: Adolph Rupp Honorary Co-Captains: Stan Key and Tom Parker | | | |
| D.1 | NORTHWESTERN | 10/NR | 94-85 W |
| D.4 | at Kansas | 10/14 | 79-69 W |
| D.6 | at Kansas State | 10/NR | 71-64 W |
| D.11 | 1 Indiana | 7/NR | 89-90 L 2ot |

| | | | | |
|------|----------------------|-------|--------|------|
| D.13 | MICHIGAN STATE | 7/NR | 85-91 | L |
| D.17 | 2 MISSOURI | 7/NR | 83-79 | W |
| D.18 | 2 PRINCETON | 7/18 | 96-82 | W |
| D.28 | 1 Notre Dame | 12/NR | 83-67 | W |
| J.8 | * OLE MISS | 19/NR | 93-82 | W |
| J.10 | * MISSISSIPPI ST. | NR/NR | 104-76 | W |
| J.15 | * at Florida | NR/NR | 70-72 | L |
| J.17 | * at Georgia | NR/NR | 73-85 | L |
| J.22 | * TENNESSEE | NR/19 | 72-70 | W |
| J.24 | * VANDERBILT | NR/NR | 106-80 | W |
| J.29 | * LSU | NR/NR | 89-71 | W |
| J.31 | * ALABAMA | NR/NR | 77-74 | W |
| F.5 | * at Vanderbilt | NR/NR | 85-80 | W OT |
| F.7 | * at Auburn | NR/NR | 78-72 | W |
| F.12 | * at Ole Miss | NR/NR | 90-82 | W |
| F.14 | * at Mississippi St. | NR/NR | 63-55 | W |
| F.19 | * FLORIDA | 17/NR | 95-68 | W |
| F.21 | * GEORGIA | 17/NR | 87-63 | W |
| F.26 | * at LSU | 18/NR | 71-88 | L |
| F.28 | * at Alabama | 18/NR | 70-73 | L |
| M.6 | * AUBURN | NR/NR | 102-67 | W |
| M.9 | * at Tennessee | NR/NR | 67-66 | W |

| | | | |
|---|-----------------|-------|---------|
| NCAA Midwest Regional (Dayton, Ohio) | | | |
| M.16 | 3 Marquette | 18/7 | 85-69 W |
| M.18 | 3 Florida State | 18/10 | 54-73 L |

- 1 Freedom Hall (Louisville, Ky.)
2 UK Invitation Tournament (Lexington, Ky.)
3 University of Dayton Arena (Dayton, Ohio)

| | | | |
|---------------------------|------|--|--|
| LEADING SCORERS | | | |
| Jim Andrews (6-11 Jr. C) | 21.5 | | |
| Tom Parker (6-7 Sr. F) | 18.0 | | |
| Ronnie Lyons (5-10 So. G) | 13.2 | | |
| Stan Key (6-3 Sr. G) | 12.5 | | |
| Larry Stamper (6-6 Jr. F) | 10.3 | | |

JOE B. HALL ERA (1973-85)

1972-73 (20-8, 14-4 SEC)

| | | | | |
|--|----------------------|-------|--------|------|
| SEC Champions UKIT Champions Ranked 17th AP, 15th UPI | | | | |
| Coach: Joe B. Hall Honorary Captain: Jim Andrews | | | | |
| D.2 | at Michigan State | 13/NR | 75-66 | W |
| D.4 | IOWA | NR/NR | 66-79 | L |
| D.9 | at Indiana | 8/NR | 58-64 | L |
| D.11 | 1 North Carolina | 8/13 | 70-78 | L |
| D.15 | 2 NEBRASKA | NR/NR | 85-60 | W |
| D.16 | 2 OREGON | NR/NR | 95-68 | W |
| D.23 | KANSAS | NR/NR | 77-71 | W |
| D.30 | 1 Notre Dame | NR/NR | 65-63 | W |
| J.6 | * at Ole Miss | NR/NR | 58-61 | L |
| J.8 | * at Mississippi St. | NR/NR | 90-81 | W |
| J.13 | * FLORIDA | NR/NR | 95-65 | W |
| J.15 | * GEORGIA | NR/NR | 89-68 | W |
| J.20 | * at Tennessee | NR/NR | 64-65 | L |
| J.22 | * at Vanderbilt | NR/18 | 75-76 | L |
| J.29 | * at Alabama | NR/9 | 95-93 | W |
| F.3 | * VANDERBILT | NR/NR | 76-83 | L |
| F.5 | * AUBURN | NR/NR | 88-57 | W |
| F.10 | * OLE MISS | NR/NR | 88-70 | W |
| F.12 | * MISSISSIPPI STATE | NR/NR | 100-87 | W OT |
| F.17 | * at Florida | NR/NR | 94-83 | W |
| F.19 | * at Georgia | NR/NR | 99-86 | W |
| F.24 | * LSU | NR/NR | 94-76 | W |
| F.26 | * ALABAMA | NR/18 | 111-95 | W |
| M.3 | * at Auburn | NR/NR | 91-79 | W |
| M.8 | * TENNESSEE | 19/NR | 86-81 | W |

| | | | |
|---|---------------|-------|--------------|
| NCAA Midwest Regional (Nashville, Tenn.) | | | |
| M.15 | 3 Austin Peay | 17/19 | 106-100 W OT |
| M.17 | 3 Indiana | 17/6 | 65-72 L |

- 1 Freedom Hall (Louisville, Ky.)
2 UK Invitation Tournament (Lexington, Ky.)
3 Memorial Gymnasium (Nashville, Tenn.)

| | | | |
|--------------------------------|------|--|--|
| LEADING SCORERS | | | |
| Jim Andrews (6-11 Sr. C) | 20.1 | | |
| Kevin Grevey (6-5 So. F) | 18.7 | | |
| Jimmy Dan Conner (6-4 So. G-F) | 11.2 | | |
| Ronnie Lyons (5-10 Jr. G) | 9.2 | | |
| Mike Flynn (6-3 So. G) | 9.1 | | |

1973-74 (13-13, 9-9 SEC)

| | | | | |
|---|------------------|-------|--------|---|
| UKIT Champions | | | | |
| Coach: Joe B. Hall Captain: Ronnie Lyons | | | | |
| D.1 | MIAMI, OHIO | 10/NR | 81-68 | W |
| D.3 | at Kansas | 10/13 | 63-71 | L |
| D.8 | 1 Indiana | 10/3 | 68-77 | L |
| D.10 | 2 North Carolina | 10/5 | 84-101 | L |
| D.14 | at Iowa | NR/NR | 88-80 | W |

All-Time Results

Table with columns: Rank, Team, Record, Score, Location. Includes D.21 3 DARTMOUTH NR/NR 102-77 W, D.22 3 STANFORD NR/NR 78-77 W, D.29 1 Notre Dame NR/3 79-94 L, etc.

- 1 Freedom Hall (Louisville, Ky.)
2 UK Invitation Tournament (Lexington, Ky.)
3 Coleman Coliseum (Tuscaloosa, Ala.)
4 University of Dayton Arena (Dayton, Ohio)
5 San Diego Sports Arena (San Diego)

LEADING SCORERS
Kevin Grevey (6-5 Sr. F) 23.6
Jimmy Dan Conner (6-4 Sr. G) 12.4
Rick Robey (6-10 Fr. C) 10.4
Jack Givens (6-4 Fr. F) 9.4
Mike Flynn (6-3 Sr. G) 9.0
Bob Guyette (6-9 Sr. F) 8.6

1975-76 (20-10, 11-7 SEC)

NIT Champions | UKIT Champions
Coach: Joe B. Hall
Captain: Jack Givens

Table with columns: Rank, Team, Record, Score, Location. Includes D.1 at Northwestern 6/NR 77-89 L, D.8 1 North Carolina 7/4 77-90 L, D.10 MIAMI, OHIO 14/NR 91-69 W, etc.

- 1 Freedom Hall (Louisville, Ky.)
2 Greensboro Coliseum (Greensboro, N.C.)
3 UK Invitation Tournament (Lexington, Ky.)

LEADING SCORERS
Kevin Grevey (6-5 Jr. F) 21.9
Bob Guyette (6-9 Jr. C) 12.7
Jimmy Dan Conner (6-4 Jr. F-G) 12.0
Mike Flynn (6-3 Jr. G) 11.5
Ronnie Lyons (5-10 Sr. G) 7.8

1974 Australian Exhibition Tour (Not counted in won-lost record)
May13 Tahitian National Team 116-62 W
May17 Australia 87-97 L
May18 Newcastle 90-78 W
May19 N.S.W. All Stars 123-67 W
May21 Illawarra Hawks 115-57 W
May22 N.S.W. All Stars 106-50 W
May23 A.C.T. 96-69 W
May25 Bulleen Heidelberg 88-83 W
May26 St. Kilda Business House 80-67 W
May27 Nunawading 99-82 W
May28 Melbourne 79-86 L
May30 Gippsland All Stars 127-74 W
May31 Bulleen Heidelberg 72-71 W
Jun1 Laker All Stars 111-83 W
Jun3 South Australian All Stars 109-96 W
Jun4 South Australian All Stars 110-81 W
Jun5 South Australian All Stars 111-84 W
Jun6 Coburg 108-82 W
Jun7 St. Kilda Business House 96-85 W

Table with columns: Rank, Team, Record, Score, Location. Includes D.15 2 Indiana 14/1 68-77 L OT, D.19 3 GEORGIA TECH 20/NR 66-64 W, D.20 3 OREGON STATE 20/NR 82-74 W, etc.

NIT (New York)
M.13 4 Niagara NR/NR 67-61 W
M.16 4 Kansas State NR/NR 81-78 W
M.18 4 Providence NR/NR 79-78 W
M.21 4 Charlotte NR/17 71-67 W

- 1 Charlotte Coliseum (Charlotte, N.C.)
2 Freedom Hall (Louisville, Ky.)
3 UK Invitation Tournament (Lexington, Ky.)
4 Madison Square Garden (New York)

LEADING SCORERS
Jack Givens (6-4 So. F) 20.1
Mike Phillips (6-10 So. C) 15.6
Larry Johnson (6-2 Jr. G) 11.2
James Lee (6-5 So. F) 9.3
Rick Robey (6-10 So. C-F)* 15.6
Reggie Warford (6-1 Sr. G) 6.5
*Played in 12 games.

RUPP ARENA ERA (1976-PRES.)

1976-77 (26-4, 16-2 SEC)
SEC Co-Champions | Ranked 6th AP, 5th UPI
Coach: Joe B. Hall
Captains: Larry Johnson and Merion Haskins

Table with columns: Rank, Team, Record, Score, Location. Includes N.27 WISCONSIN 6/NR 72-64 W, D.2 TCU 5/NR 103-53 W, D.6 at Indiana 5/4 66-51 W, etc.

1974-75 (26-5, 15-3 SEC)

National Runner-Up | SEC Co-Champions | UKIT Champions | Ranked 2nd AP, 4th UPI
Coach: Joe B. Hall
Captain: Jimmy Dan Conner

Table with columns: Rank, Team, Record, Score, Location. Includes N.30 NORTHWESTERN 16/NR 97-70 W, D.2 at Miami, Ohio 16/NR 80-73 W, D.7 at Indiana 15/3 74-98 L, etc.

NCAA First Round (Tuscaloosa, Ala.)
M.15 3 Marquette 6/5 76-54 W
NCAA Midwest Regional (Dayton, Ohio)
M.20 4 Central Michigan 5/NR 90-73 W
M.22 4 Indiana 5/3 92-90 W
NCAA Final Four (San Diego)
M.29 5 Syracuse 2/6 95-79 W
M.31 5 UCLA 2/1 85-92 L

Table with columns: Rank, Team, Record, Score, Location. Includes M.5 * at Tennessee 2/11 79-81 L, M.7 * at Georgia 2/NR 72-54 W

NCAA First Round (Philadelphia)
M.12 3 Princeton 6/NR 72-58 W
NCAA East Regional (College Park, Md.)
M.17 4 VMI 3/20 93-78 W
M.19 4 North Carolina 3/5 72-79 L

2509-2070
1 UK Invitation Tournament (Lexington, Ky.)
2 Freedom Hall (Louisville, Ky.)
3 Palestra (Philadelphia)
4 Cole Field House (College Park, Md.)
LEADING SCORERS
Jack Givens (6-4 Jr. F) 18.9
Rick Robey (6-10 Jr. F) 14.2
Mike Phillips (6-10 Jr. C) 12.2
Larry Johnson (6-3 Sr. G) 10.7
James Lee (6-5 Jr. F) 9.8
Jay Shidler (6-1 Fr. G) 7.8
Truman Claytor (6-1 So. G) 6.6

1977-78 (30-2, 16-2 SEC)

National Champions | SEC Champions | UKIT Champions | Ranked 1st AP, 1st UPI
Coach: Joe B. Hall
Captains: Jack Givens and Rick Robey

Table with columns: Rank, Team, Record, Score, Location. Includes N.26 SMU 2/NR 110-86 W, D.5 INDIANA 1/NR 78-64 W, D.10 at Kansas 1/19 73-66 W, etc.

NCAA First Round (Knoxville, Tenn.)
M.11 3 Florida State 1/13 85-76 W
NCAA Midwest Regional (Dayton, Ohio)
M.16 4 Miami, Ohio 1/19 91-69 W
M.18 4 Michigan State 1/4 52-49 W
NCAA Final Four (St. Louis)
M.25 5 Arkansas 1/5 64-59 W
M.27 5 Duke 1/7 94-88 W

- 1 UK Invitation Tournament (Lexington, Ky.)
2 Freedom Hall (Louisville, Ky.)
3 Stokely Center (Knoxville, Tenn.)
4 University of Dayton Arena (Dayton, Ohio)
5 Checker Dome (St. Louis)

LEADING SCORERS
Jack Givens (6-4 Sr. F) 18.1
Rick Robey (6-10 Sr. F) 14.4
Kyle Macy (6-3 So. G) 12.5
James Lee (6-5 Sr. F) 11.3
Mike Phillips (6-10 Sr. C) 10.2
Truman Claytor (6-1 Jr. G) 6.9

1978 Japan Exhibition Tour (Not counted in win-lost record)
Jul.13 Japan National (at Tokyo) 104-71 W
Jul.15 Japan National (at Niigata) 102-89 W
Jul.18 Japan National (at Nagoya) 97-59 W
Jul.19 Japan National (at Osaka) 87-82 W
Jul.20 Japan National (at Fukuoka) 88-61 W
Jul.22 Japan National (at Nagasaki) 122-79 W
Jul.24 Japan National (at Tokyo) 125-57 W

705-498
1978-79 (19-12, 10-8 SEC)
Coach: Joe B. Hall
Captains: Dwane Casey and Truman Claytor
D.2 LASALLE 10/NR 109-77 W
D.4 WEST TEXAS 10/NR 121-67 W
D.9 KANSAS 10/5 67-66 W OT
D.16 at Indiana 6/NR 67-68 L OT

Table with columns: Rank, Team, Record, Score, Location. Includes D.22 1 TEXAS A&M 11/17 69-73 L, D.23 1 SYRACUSE 11/8 94-87 W, D.30 2 Notre Dame 13/2 81-76 W, etc.

SEC Tournament (Birmingham, Ala.)
F.28 3 Ole Miss NR/NR 82-77 W
M.1 3 Alabama NR/NR 101-100 W
M.2 3 LSU NR/8 80-67 W
M.3 3 Tennessee NR/NR 69-75 L OT
NIT (Lexington, Ky.)
M.7 Clemson NR/NR 67-68 L OT

- 1 UK Invitation Tournament (Lexington, Ky.)
2 Freedom Hall (Louisville, Ky.)
3 Birmingham-Jefferson Civic Center (Birmingham, Ala.)

LEADING SCORERS
Kyle Macy (6-3 Jr. G) 15.2
Dwight Anderson (6-3 Fr. G) 13.3
LaVon Williams (6-6 So. F) 11.5
Fred Cowan (6-8 So. C-F) 9.4
Truman Claytor (6-1 Sr. G) 8.7

1979-80 (29-6, 15-3 SEC)

SEC Champions | UKIT Champions | Great Alaska Shootout Champions | Ranked 4th AP, 3rd UPI
Coach: Joe B. Hall
Captain: Kyle Macy

Table with columns: Rank, Team, Record, Score, Location. Includes N.17 1 Duke 2/3 76-82 L OT, N.30 2 Bradley 2/NR 79-58 W, D.1 2 Alaska 2/NR 97-68 W, etc.

SEC Tournament (Birmingham, Ala.)
F.28 6 Auburn 2/NR 69-61 W
F.29 6 Ole Miss 2/NR 70-67 W
M.1 6 LSU 2/5 78-80 L
NCAA Second Round (Bowling Green, Ky.)
M.8 7 Florida State 4/NR 97-78 W
NCAA Midwest Regional (Lexington, Ky.)
M.13 Duke 4/14 54-55 L

- 1 Hall of Fame Classic (Springfield, Mass.)
2 Great Alaskan Shootout (Anchorage, Alaska)
3 Omni (Atlanta)
4 UK Invitation Tournament (Lexington, Ky.)
5 Freedom Hall (Louisville, Ky.)
6 Birmingham-Jefferson Civic Center (Birmingham, Ala.)
7 Diddle Arena (Bowling Green, Ky.)

All-Time Results

LEADING SCORERS

| | |
|----------------------------|------|
| Kyle Macy (6-3 Sr. C) | 15.4 |
| Sam Bowie (7-1 Fr. C) | 12.9 |
| Fred Cowan (6-8 Jr. F) | 12.5 |
| LaVon Williams (6-7 Sr. F) | 7.5 |
| Jay Shidler (6-1 Sr. G) | 6.2 |

1980-81 (22-6, 15-3 SEC)

UKIT Champions | Ranked 8th AP, 8th UPI
 Coach: Joe B. Hall
 Captain: Chuck Verderber

| | | | | |
|--------|----------------------|-------|--------|---|
| N.29 | EAST TENNESSEE ST. | 1/NR | 62-57 | W |
| D.3 | OHIO STATE | 2/9 | 70-64 | W |
| D.6 | at Indiana | 2/5 | 68-66 | W |
| D.13 | KANSAS | 2/NR | 87-73 | W |
| D.19 1 | ALASKA | 2/NR | 91-56 | W |
| D.20 1 | UAB (finals) | 2/NR | 61-53 | W |
| D.27 2 | Notre Dame | 2/8 | 61-67 | L |
| D.30 | MAINE | 5/NR | 100-54 | W |
| J.3 | * GEORGIA | 5/NR | 76-62 | W |
| J.7 | * at Auburn | 4/NR | 79-66 | W |
| J.10 | * TENNESSEE | 4/13 | 48-47 | W |
| J.14 | * OLE MISS | 3/NR | 64-55 | W |
| J.17 | * at Alabama | 3/NR | 55-59 | L |
| J.19 | * at LSU | 3/6 | 67-81 | L |
| J.21 | * FLORIDA | 6/NR | 102-48 | W |
| J.24 | * at Vanderbilt | 6/NR | 78-64 | W |
| J.28 | * MISSISSIPPI ST. | 7/NR | 71-64 | W |
| J.31 | * at Georgia | 7/NR | 71-68 | W |
| F.4 | * AUBURN | 6/NR | 102-74 | W |
| F.7 | * at Tennessee | 6/10 | 71-87 | L |
| F.11 | * at Ole Miss | 11/NR | 62-55 | W |
| F.14 | * ALABAMA | 11/NR | 77-62 | W |
| F.18 | * at Florida | 10/NR | 69-56 | W |
| F.21 | * VANDERBILT | 10/NR | 80-48 | W |
| F.25 | * at Mississippi St. | 9/NR | 78-74 | W |
| M.1 | * LSU | 9/2 | 73-71 | W |

SEC Tournament (Birmingham, Ala.)
 M.5 3 Vanderbilt 7/NR 55-60 W

NCAA Second Round (Tuscaloosa, Ala.)
 M.15 4 UAB 8/NR 62-69 L

2040-1760

1 UK Invitation Tournament (Lexington, Ky.)
 2 Freedom Hall (Louisville, Ky.)
 3 Birmingham-Jefferson Civic Center (Birmingham, Ala.)
 4 Coleman Coliseum (Tuscaloosa, Ala.)

LEADING SCORERS

| | |
|------------------------------|------|
| Sam Bowie (7-1 So. C) | 17.4 |
| Dirk Minniefield (6-3 So. G) | 10.4 |
| Derrick Hord (6-6 So. G-F) | 8.9 |
| Fred Cowan (6-8 Sr. F) | 8.2 |
| Chuck Verderber (6-6 Jr. F) | 7.5 |

1981-82 (22-8, 13-5 SEC)

SEC Co-Champions | UKIT Champions | Ranked 8th AP, 9th UPI
 Coach: Joe B. Hall
 Captain: Chuck Verderber

| | | | | |
|--------|----------------------|-------|--------|---|
| N.28 | AKRON | 3/NR | 83-64 | W |
| D.5 | at Ohio State | 2/NR | 78-62 | W |
| D.8 | INDIANA | 2/10 | 85-69 | W |
| D.12 | at Kansas | 2/NR | 77-74 | W |
| D.18 1 | JACKSONVILLE | 2/NR | 107-91 | W |
| D.19 1 | SETON HALL | 2/NR | 98-74 | W |
| D.26 2 | North Carolina | 2/1 | 69-82 | L |
| D.29 3 | Notre Dame | 4/NR | 34-28 | W |
| J.2 | * at Georgia | 4/NR | 68-66 | W |
| J.6 | * AUBURN | 3/NR | 83-71 | W |
| J.9 | * at Tennessee | 3/NR | 66-70 | L |
| J.13 | * at Ole Miss | 6/NR | 65-67 | L |
| J.16 | * ALABAMA | 6/13 | 86-69 | W |
| J.20 | * at Florida | 9/NR | 91-76 | W |
| J.23 | * VANDERBILT | 9/NR | 67-58 | W |
| J.25 | * LSU | 9/NR | 76-65 | W |
| J.27 | * at Mississippi St. | 7/NR | 51-56 | L |
| J.30 | * GEORGIA | 7/NR | 82-73 | W |
| F.3 | * at Auburn | 9/NR | 81-83 | L |
| F.6 | * TENNESSEE | 9/16 | 77-67 | W |
| F.10 | * OLE MISS | 12/NR | 56-49 | W |
| F.13 | * at Alabama | 12/10 | 72-62 | W |
| F.17 | * FLORIDA | 10/NR | 84-78 | W |
| F.20 | * at Vanderbilt | 10/NR | 73-69 | W |
| F.24 | * MISSISSIPPI STATE | 7/NR | 71-54 | W |
| F.27 | * at LSU | 7/NR | 78-94 | L |

SEC Tournament (Lexington, Ky.)
 M.4 AUBURN 15/NR 89-66 W

M.5 OLE MISS 15/NR 62-58 W

M.6 ALABAMA 15/18 46-48 L

NCAA First Round (Nashville, Tenn.)
 M.11 Middle Tennessee 15/NR 44-50 L

2199-1993

1 UK Invitation Tournament (Lexington, Ky.)
 2 Continental Arena (East Rutherford, N.J.)
 3 Freedom Hall (Louisville, Ky.)
 4 Memorial Gymnasium (Nashville, Tenn.)

LEADING SCORERS

| | |
|------------------------------|------|
| Derrick Hord (6-6 Jr. F) | 16.3 |
| Jim Master (6-5 So. G) | 13.4 |
| Melvin Turpin (6-10 So. C) | 13.1 |
| Dirk Minniefield (6-3 Jr. G) | 11.3 |
| Charles Hurt (6-6 Jr. F) | 6.6 |

1982 Japan Exhibition Tour
(not counted in win-loss record)

| | | | |
|--|----------------------|--------|---|
| Jul1 | W. Germany (Kariya) | 84-73 | W |
| Jul2 | France (Kyotta) | 77-65 | W |
| Jul4 | W. Germany (Sapporo) | 82-72 | W |
| Jul7 | Japan (Akita) | 86-66 | W |
| Jul10 | France (Moebashi) | 86-83 | W |
| Jul11 | Japan (Tokyo) | 106-71 | W |
| Note: The Wildcats also toured Taiwan and Hong Kong during the 1982 trip. The following are results of games played there: | | | |
| Jul12 | China #2 (Taipei) | 86-63 | W |
| Jul15 | China #1 (Hong Kong) | 119-48 | W |

1982-83 (23-8, 13-5 SEC)

SEC Champions | UKIT Champions | Ranked 12th AP, 12th UPI
 Coach: Joe B. Hall
 Captain: Charles Hurt

| | | | | |
|--------|----------------------|-------|-------|---|
| N.27 | BUTLER | 4/NR | 90-53 | W |
| D.1 | at Notre Dame | 3/NR | 58-45 | W |
| D.4 | VILLANOVA | 3/4 | 93-79 | W |
| D.7 | DETROIT | 2/NR | 83-46 | W |
| D.11 | ILLINOIS | 2/NR | 76-57 | W |
| D.17 1 | DUQUESNE | 2/NR | 55-42 | W |
| D.18 1 | TULANE | 2/NR | 80-61 | W |
| D.22 | at Indiana | 2/5 | 59-62 | L |
| D.29 2 | Kansas | NR/NR | 83-62 | W |
| J.3 | * OLE MISS | NR/NR | 72-60 | W |
| J.5 | * LSU | NR/NR | 52-50 | W |
| J.8 | * at Alabama | NR/5 | 67-74 | L |
| J.10 | * at Mississippi St. | NR/NR | 59-53 | W |
| J.15 | * AUBURN | NR/NR | 67-75 | L |
| J.17 | * FLORIDA | NR/NR | 70-63 | W |
| J.22 | * at Vanderbilt | NR/NR | 82-77 | W |
| J.29 | * at Georgia | NR/NR | 63-70 | L |
| J.31 | * at Tennessee | NR/NR | 63-65 | L |
| F.5 | * ALABAMA | NR/NR | 76-70 | W |
| F.8 | * MISSISSIPPI STATE | NR/NR | 88-67 | W |
| F.12 | * at Auburn | NR/NR | 71-69 | W |
| F.14 | * at Florida | NR/NR | 73-61 | W |
| F.19 | * VANDERBILT | NR/NR | 82-63 | W |
| F.26 | * GEORGIA | NR/NR | 81-72 | W |
| F.27 | * TENNESSEE | NR/20 | 69-61 | W |
| M.3 | * at Ole Miss | NR/NR | 61-58 | W |
| M.5 | * at LSU | NR/NR | 60-74 | L |

SEC Tournament (Birmingham, Ala.)
 M.11 3 Alabama NR/NR 64-69 L

NCAA Second Round (Tampa, Fla.)
 M.19 4 Ohio NR/NR 57-40 W

NCAA Mid-East Region (Knoxville, Tenn.)
 M.24 5 Indiana NR/5 64-59 W

M.26 5 Louisville NR/2 68-80 L

2186-1937

1 UK Invitation Tournament (Lexington, Ky.)
 2 Freedom Hall (Louisville, Ky.)
 3 Birmingham-Jefferson Civic Center (Birmingham, Ala.)
 4 Sun Dome (Tampa, Fla.)
 5 Stokely Center (Knoxville, Tenn.)

LEADING SCORERS

| | |
|------------------------------|------|
| Melvin Turpin (6-11 Jr. C) | 15.1 |
| Jim Master (6-5 Jr. G) | 12.5 |
| Derrick Hord (6-6 Sr. F) | 8.9 |
| Dirk Minniefield (6-3 Sr. G) | 8.6 |
| Charles Hurt (6-6 Sr. F) | 8.2 |

1983-84 (29-5, 14-4 SEC)

NCAA Final Four | SEC Champions | SEC Tournament Champions | UKIT Champions | Ranked 3rd AP, 3rd UPI
 Coach: Joe B. Hall
 Captain: Dickey Beal

| | | | | |
|--------|---------------|------|-------|---|
| N.26 | LOUISVILLE | 2/6 | 65-44 | W |
| D.3 | INDIANA | 1/NR | 59-54 | W |
| D.10 | at Kansas | 2/NR | 72-50 | W |
| D.16 1 | WYOMING | 2/NR | 66-40 | W |
| D.17 1 | BYU | 2/NR | 93-59 | W |
| D.20 | at Cincinnati | 2/NR | 24-11 | W |
| D.24 | at Illinois | 2/NR | 56-54 | W |
| D.28 2 | Purdue | 2/18 | 86-67 | W |
| J.2 | * at Ole Miss | 2/NR | 68-55 | W |
| J.7 | * at LSU | 2/9 | 96-80 | W |

| | | | | |
|------|----------------------|------|-------|---|
| J.9 | * ALABAMA | 2/NR | 76-66 | W |
| J.11 | * MISSISSIPPI STATE | 2/NR | 51-42 | W |
| J.13 | * at Auburn | 2/NR | 63-82 | L |
| J.17 | * at Florida | 3/NR | 57-69 | L |
| J.20 | * VANDERBILT | 3/NR | 67-46 | W |
| J.22 | HOUSTON | 3/4 | 74-67 | W |
| J.28 | * GEORGIA | 3/18 | 64-40 | W |
| J.30 | * TENNESSEE | 3/NR | 93-74 | W |
| F.4 | * at Alabama | 3/NR | 62-69 | L |
| F.6 | * at Mississippi St. | 3/NR | 77-58 | W |
| F.11 | * AUBURN | 6/16 | 84-64 | W |
| F.13 | * FLORIDA | 6/NR | 67-65 | W |
| F.19 | * at Vanderbilt | 6/NR | 58-54 | W |
| F.25 | * at Georgia | 4/NR | 66-64 | W |
| F.27 | * at Tennessee | 4/NR | 58-63 | L |
| M.1 | * OLE MISS | 3/NR | 76-57 | W |
| M.3 | * LSU | 3/NR | 90-68 | W |

SEC Tournament (Nashville, Tenn.)
 M.8 3 Georgia 3/NR 92-79 W

M.9 3 Alabama 3/NR 48-46 W

M.10 3 Auburn 3/NR 51-49 W

NCAA Second Round (Birmingham, Ala.)
 M.17 4 BYU 3/NR 93-68 W

NCAA Mid-East Region (Lexington, Ky.)
 M.22 Louisville 3/NR 72-67 W

M.24 Illinois 3/6 54-51 W

NCAA Final Four (Seattle)
 M.31 5 Georgetown 3/2 40-53 L

2318-1975

1 UK Invitation Tournament (Lexington, Ky.)
 2 Freedom Hall (Louisville, Ky.)
 3 Memorial Gymnasium (Nashville, Tenn.)
 4 Birmingham-Jefferson Civic Center (Birmingham, Ala.)
 5 Kingdome (Seattle)

LEADING SCORERS

| | |
|-----------------------------|------|
| Melvin Turpin (6-11 Sr. C) | 15.2 |
| Kenny Walker (6-8 So. F) | 12.4 |
| Sam Bowie (7-1 Sr. F) | 10.5 |
| Jim Master (6-5 Sr. G) | 9.6 |
| Winston Bennett (6-7 Fr. F) | 6.5 |

1984-85 (18-13, 11-7 SEC)

UKIT Champions
 Coach: Joe B. Hall
 Captains: Winston Bennett and Kenny Walker

| | | | | |
|--------|----------------------|-------|-------|---|
| N.27 | TOLEDO | NR/NR | 63-54 | W |
| D.1 | at Purdue | NR/NR | 56-66 | L |
| D.4 | SMU | NR/9 | 54-56 | L |
| D.8 | at Indiana | NR/11 | 68-81 | L |
| D.15 | at Louisville | NR/14 | 64-71 | L |
| D.21 1 | EAST TENNESSEE ST. | NR/NR | 69-54 | W |
| D.22 1 | CINCINNATI | NR/NR | 66-55 | W |
| D.31 2 | Kansas | NR/12 | 92-89 | W |
| J.2 | * AUBURN | NR/NR | 68-61 | W |
| J.5 | N.C. STATE | NR/17 | 78-62 | W |
| J.7 | * VANDERBILT | NR/NR | 75-58 | W |
| J.9 | * at Ole Miss | NR/NR | 57-45 | W |
| J.12 | * at Alabama | NR/NR | 58-60 | L |
| J.16 | * MISSISSIPPI STATE | NR/NR | 58-57 | W |
| J.19 | * FLORIDA | NR/NR | 55-67 | L |
| J.23 | * at Georgia | NR/NR | 73-81 | L |
| J.27 | * at Tennessee | NR/NR | 65-81 | L |
| J.31 | * LSU | NR/NR | 53-43 | W |
| F.2 | * at Auburn | NR/NR | 49-47 | W |
| F.7 | * at Vanderbilt | NR/NR | 68-62 | W |
| F.9 | * OLE MISS | NR/NR | 67-52 | W |
| F.13 | * ALABAMA | NR/NR | 51-48 | W |
| F.16 | * at Mississippi St. | NR/NR | 69-82 | L |
| F.20 | * at Florida | NR/NR | 76-68 | W |
| F.24 | * GEORGIA | NR/18 | 77-79 | L |
| F.28 | * TENNESSEE | NR/NR | 92-67 | W |
| M.2 | * at LSU | NR/NR | 61-67 | L |

SEC Tournament (Birmingham, Ala.)
 M.7 3 Florida NR/NR 55-58 L

NCAA First/Second Round (Salt Lake City)
 M.14 4 Washington NR/NR 66-58 W

M.16 4 UNLV NR/9 64-61 W

NCAA West Regional (Denver)
 M.22 5 St. John's NR/3 70-86 L

2037-1976

1 UK Invitation Tournament (Lexington, Ky.)
 2 Freedom Hall (Louisville, Ky.)
 3 Birmingham-Jefferson Civic Center (Birmingham, Ala.)
 4 Huntsman Center (Salt Lake City)
 5 McNichols Arena (Denver)

LEADING SCORERS

| | |
|-----------------------------|------|
| Kenny Walker (6-8 Jr. F) | 22.9 |
| Ed Davender (6-1 Fr. G) | 8.5 |
| Winston Bennett (6-7 So. F) | 7.2 |
| Bret Bearup (6-9 Sr. C) | 6.3 |
| James Blackmon (6-2 So. G) | 5.4 |
| Roger Harden (6-1 Jr. G) | 5.3 |

EDDIE SUTTON ERA (1986-89)

1985-86 (32-4, 17-1 SEC)
SEC Champions | SEC Tournament Champions | Ranked 3rd AP, 3rd UPI
 Coach: Eddie Sutton
 Captains: Kenny Walker, Roger Harden and Leroy Byrd

| | | | | |
|--------|-----------------------|-------|-------|---|
| N.22 | NORTHWESTERN ST. | 11/NR | 77-58 | W |
| N.26 | at Chaminade | 10/NR | 89-57 | W |
| N.27 | at Hawaii | 10/NR | 98-65 | W |
| D.3 | Cincinnati | 9/NR | 84-54 | W |
| D.7 | Indiana | 9/19 | 63-58 | W |
| D.14 | at Kansas | 9/7 | 66-83 | L |
| D.20 1 | EAST CAROLINA | 13/NR | 86-52 | W |
| D.21 1 | PEPPERDINE | 13/NR | 88-56 | W |
| D.28 | LOUISVILLE | 13/15 | 69-64 | W |
| D.30 2 | vs. VMI | 13/NR | 93-55 | W |
| J.4 | * at Vanderbilt | 12/NR | 80-71 | W |
| J.6 | * at Auburn | 12/NR | 56-60 | L |
| J.8 | * OLE MISS | 11/NR | 75-58 | W |
| J.11 | * ALABAMA | 11/NR | 76-52 | W |
| J.15 | * at Mississippi St. | 11/NR | 64-52 | W |
| J.18 | * at Florida | 11/NR | 72-55 | W |
| J.23 | * GEORGIA | 11/NR | 74-69 | W |
| J.25 | * TENNESSEE | 11/NR | 74-57 | W |
| J.29 | * at LSU | 8/17 | 54-52 | W |
| J.31 | * AUBURN | 8/NR | 81-71 | W |
| F.2 | at North Carolina St. | 8/NR | 51-54 | L |
| F.5 | * VANDERBILT | 12/NR | 73-65 | W |
| F.8 | * at Ole Miss | 12/NR | 62-58 | W |
| F.13 | * at Alabama | 11/18 | 73-71 | W |
| F.15 | * MISSISSIPPI STATE | 11/NR | 88-62 | W |
| F.19 | * FLORIDA | 8/NR | 80-69 | W |
| F.22 | * at Georgia | 8/NR | 80-75 | W |
| F.27 | * at Tennessee | 5/NR | 62-60 | W |
| M.1 | * LSU | 5/NR | 68-57 | W |

SEC Tournament (Lexington, Ky.)
 M.6 Ole Miss 3/NR 95-69 W

M.7 LSU 3/NR 61-58 W

M.8 Alabama 3/NR 83-72 W

NCAA First/Second Round (Charlotte, N.C.)
 M.14 3 Davidson 3/NR 75-55 W

M.16 3



| | | | | | |
|------|---|------------|-------|-------|------|
| F.7 | * | at Alabama | NR/9 | 70-69 | W |
| F.11 | * | TENNESSEE | NR/NR | 91-84 | W OT |
| F.14 | * | at Florida | NR/19 | 56-74 | L |
| F.19 | * | VANDERBILT | NR/NR | 65-54 | W |
| F.21 | * | at LSU | NR/NR | 52-65 | L |
| F.25 | * | at Georgia | NR/NR | 71-79 | L |
| F.28 | * | OLE MISS | NR/NR | 64-63 | W |
| M.1 | | OKLAHOMA | NR/12 | 75-74 | W |

| | | | | | |
|---|---|------------|-------|-------|---|
| SEC Tournament (Atlanta) | | | | | |
| M.6 | 3 | Auburn | NR/NR | 72-79 | L |
| NCAA First/Second Rounds (Atlanta) | | | | | |
| M.13 | 3 | Ohio State | NR/NR | 77-91 | L |

1965-1944
 1 UK Invitation Tournament (Lexington, Ky.)
 2 Freedom Hall (Louisville, Ky.)
 3 The Omni (Atlanta)

LEADING SCORERS

| | |
|-----------------------------|------|
| Rex Chapman (6-4 Fr. G) | 16.0 |
| Ed Davender (6-3 Jr. G) | 15.2 |
| Richard Madison (6-7 Jr. F) | 9.1 |
| James Blackmon (6-3 Sr. G) | 8.4 |
| Robert Lock (6-11 Jr. C) | 7.5 |

1987-88 (25-5, 13-5 SEC)*

UKIT Champions | Ranked 6th AP, 6th UPI
 Coach: Eddie Sutton
 Captains: Winston Bennett, Ed Davender, Cedric Jenkins, Rob Lock, Richard Madison

| | | | | | |
|------|---|--------------------|-------|--------|------|
| N.28 | | HAWAII | 5/NR | 86-59 | W |
| D.1 | | CINCINNATI | 2/NR | 101-77 | W |
| D.5 | 1 | Indiana | 2/5 | 82-76 | W OT |
| D.12 | | LOUISVILLE | 1/NR | 76-75 | W |
| D.18 | 2 | MIAMI, OHIO | 1/NR | 85-71 | W |
| D.19 | 2 | CHARLOTTE | 1/NR | 84-81 | W |
| D.28 | | ALASKA | 2/NR | 100-58 | W |
| D.31 | * | VANDERBILT | 2/NR | 81-74 | W |
| J.2 | * | at Georgia | 2/NR | 84-77 | W |
| J.6 | * | MISSISSIPPI STATE | 1/NR | 93-52 | W |
| J.9 | * | AUBURN | 1/NR | 52-53 | L |
| J.13 | * | at Alabama | 5/NR | 63-55 | W |
| J.16 | * | TENNESSEE | 5/NR | 83-65 | W |
| J.20 | * | FLORIDA | 4/NR | 56-58 | L |
| J.23 | * | at LSU | 4/NR | 76-61 | W |
| J.27 | * | at Vanderbilt | 9/NR | 66-83 | L |
| J.31 | 3 | Notre Dame | 9/NR | 78-69 | W |
| F.3 | * | OLE MISS | 10/NR | 94-65 | W |
| F.6 | * | at Mississippi St. | 10/NR | 83-59 | W |
| F.10 | * | at Auburn | 10/NR | 69-62 | W |
| F.13 | * | ALABAMA | 10/NR | 82-68 | W |
| F.17 | * | at Tennessee | 9/NR | 70-72 | L |
| F.20 | * | at Florida | 9/NR | 76-83 | L |
| F.24 | * | LSU | 12/NR | 95-69 | W |
| F.28 | | SYRACUSE | 12/10 | 62-58 | W |
| M.2 | * | GEORGIA | 8/NR | 80-72 | W |
| M.5 | * | at Ole Miss | 8/NR | 78-71 | W |

| | | | | | |
|-------------------------------------|---|----------|------|-------|---|
| SEC Tournament (Baton Rouge) | | | | | |
| M.11 | 4 | Ole Miss | 6/NR | 82-64 | W |
| M.12 | 4 | LSU | 6/NR | 86-80 | W |
| M.13 | 4 | Georgia | 6/NR | 62-57 | W |

2365-2024
 1 RCA Dome (Indianapolis, Ind.)
 2 UK Invitation Tournament (Lexington, Ky.)
 3 Freedom Hall (Louisville, Ky.)
 4 Pete Maravich Assembly Center (Baton Rouge, La.)

LEADING SCORERS

| | |
|-----------------------------|------|
| Rex Chapman (6-4 So. G) | 19.0 |
| Ed Davender (6-3 Sr. G) | 15.7 |
| Winston Bennett (6-7 Sr. F) | 15.3 |
| Rob Lock (6-11 Sr. C) | 10.9 |
| Eric Manuel (6-6 Fr. F) | 7.1 |

*As part of sanctions imposed upon the UK basketball program in 1989, the NCAA ordered Kentucky to erase from the record three NCAA tournament games from the 1987-88 season. Kentucky's 99-84 win over Southern, a 90-81 win over Maryland and an 80-74 loss to Villanova have been deleted from the records, thus changing the 1987-88 season record from 27-6 to 25-5.

The presidents of the Southeastern Conference institutions voted to strip Kentucky of the 1987-88 SEC regular season and SEC Tournament championships. Kentucky was not forced to forfeit any of those regular season or tournament games.

1988-89 (13-19, 8-10 SEC)

Coach: Eddie Sutton
 Captain: Mike Scott

| | | | | | |
|------|---|------------|-------|-------|---|
| N.19 | 1 | Duke | NR/1 | 55-80 | L |
| N.25 | 2 | Iona | NR/NR | 56-54 | W |
| N.26 | 2 | Seton Hall | NR/NR | 60-63 | L |

| | | | | | |
|------|---|--------------------|-------|-------|---|
| N.28 | 2 | California | NR/NR | 89-71 | W |
| D.3 | 3 | Notre Dame | NR/NR | 65-81 | L |
| D.7 | | NORTHWESTERN ST. | NR/NR | 82-85 | L |
| D.10 | | WESTERN CAROLINA | NR/NR | 78-60 | W |
| D.16 | 4 | Bowling Green | NR/NR | 54-56 | L |
| D.17 | 4 | MARSHALL | NR/NR | 91-78 | W |
| D.20 | | INDIANA | NR/NR | 52-75 | L |
| D.27 | 5 | Austin Peay | NR/NR | 85-77 | W |
| D.31 | | at Louisville | NR/14 | 75-97 | L |
| J.4 | * | GEORGIA | NR/NR | 76-65 | W |
| J.7 | * | VANDERBILT | NR/NR | 70-61 | W |
| J.12 | * | at Florida | NR/NR | 69-56 | W |
| J.14 | * | LSU | NR/NR | 62-64 | L |
| J.18 | * | at Alabama | NR/NR | 64-76 | L |
| J.21 | * | at Tennessee | NR/17 | 66-65 | W |
| J.25 | * | AUBURN | NR/NR | 86-76 | W |
| J.28 | * | at Ole Miss | NR/NR | 65-70 | L |
| F.1 | * | MISSISSIPPI STATE | NR/NR | 73-61 | W |
| F.5 | * | at Georgia | NR/NR | 72-84 | L |
| F.8 | * | at Vanderbilt | NR/NR | 51-81 | L |
| F.11 | * | FLORIDA | NR/NR | 53-59 | L |
| F.15 | * | at LSU | NR/NR | 80-99 | L |
| F.18 | * | ALABAMA | NR/NR | 67-71 | L |
| F.20 | * | at Auburn | NR/NR | 75-77 | L |
| F.22 | * | TENNESSEE | NR/NR | 76-71 | W |
| F.26 | | at Syracuse | NR/6 | 73-89 | L |
| M.1 | * | OLE MISS | NR/NR | 70-69 | W |
| M.4 | * | at Mississippi St. | NR/NR | 67-68 | L |

| | | | | | |
|--|---|------------|-------|-------|---|
| SEC Tournament (Knoxville, Tenn.) | | | | | |
| M.10 | 6 | Vanderbilt | NR/NR | 63-77 | L |

2220-2316
 1 Tip-off Classic (Springfield, Mass.)
 2 Great Alaska Shootout (Anchorage, Alaska)
 3 RCA Dome (Indianapolis)
 4 UK Invitation Tournament (Lexington, Ky.)
 5 Freedom Hall (Louisville, Ky.)
 6 Thompson-Boling Arena (Knoxville, Tenn.)

LEADING SCORERS

| | |
|----------------------------|------|
| LeRon Ellis (6-10 So. C) | 16.0 |
| Chris Mills (6-7 Fr. F) | 14.3 |
| Derrick Miller (6-5 Jr. G) | 13.9 |
| Reggie Hanson (6-7 So. F) | 9.8 |
| Sean Sutton (6-1 So. G) | 5.9 |

RICK PITINO ERA (1990-97)

1989-90 (14-14, 10-8 SEC)

Coach: Rick Pitino
 Captain: Derrick Miller

| | | | | | |
|------|---|--------------------|-------|---------|------|
| N.28 | | OHIO | NR/NR | 76-73 | W |
| D.2 | 1 | Indiana | NR/14 | 69-71 | L |
| D.4 | * | MISSISSIPPI STATE | NR/NR | 102-97 | W |
| D.6 | | TENNESSEE TECH | NR/NR | 111-75 | W |
| D.9 | | at Kansas | NR/2 | 95-150 | L |
| D.19 | | FURMAN | NR/NR | 104-73 | W |
| D.22 | 2 | PORTLAND | NR/NR | 88-71 | W |
| D.23 | 2 | UL LAFAYETTE | NR/NR | 113-116 | L OT |
| D.27 | 3 | North Carolina | NR/24 | 110-121 | L |
| D.30 | | LOUISVILLE | NR/8 | 79-86 | L |
| J.3 | * | at Georgia | NR/NR | 91-106 | L |
| J.6 | * | at Vanderbilt | NR/NR | 85-92 | L |
| J.10 | * | FLORIDA | NR/NR | 89-81 | W |
| J.13 | * | at LSU | NR/14 | 81-94 | L |
| J.17 | * | ALABAMA | NR/25 | 82-65 | W |
| J.20 | * | TENNESSEE | NR/NR | 95-83 | W |
| J.24 | * | at Auburn | NR/NR | 70-74 | L |
| J.27 | * | OLE MISS | NR/NR | 98-79 | W |
| J.31 | * | at Mississippi St. | NR/NR | 86-87 | L |
| F.3 | * | GEORGIA | NR/NR | 88-77 | W |
| F.7 | * | VANDERBILT | NR/NR | 100-73 | W |
| F.12 | * | at Florida | NR/NR | 78-74 | W |
| F.15 | * | LSU | NR/9 | 100-95 | W |
| F.17 | * | at Alabama | NR/NR | 58-83 | L |
| F.21 | * | at Tennessee | NR/NR | 100-102 | L |
| F.24 | * | AUBURN | NR/NR | 98-95 | W |
| F.28 | * | at Ole Miss | NR/NR | 74-88 | L |
| M.5 | | at Notre Dame | NR/NR | 67-80 | L |

2487-2461
 1 RCA Dome (Indianapolis)
 2 UK Invitation Tournament (Lexington, Ky.)
 3 Freedom Hall (Louisville, Ky.)

LEADING SCORERS

| | |
|----------------------------|------|
| Derrick Miller (6-5 Sr. G) | 19.2 |
| Reggie Hanson (6-7 Jr. C) | 16.4 |
| Deron Feldhaus (6-7 So. F) | 14.4 |
| John Pelphrey (6-7 So. F) | 13.0 |
| Sean Woods (6-2 So. G) | 9.1 |

1990-91 (22-6, 14-4 SEC)

Best Record in SEC | Ranked 9th AP, 9th UPI
 Coach: Rick Pitino
 Captains: Deron Feldhaus, Reggie Hanson, John Pelphrey

| | | | | | |
|------|---|--------------------|-------|--------|---|
| N.24 | | PENNSYLVANIA | NR/NR | 85-62 | W |
| N.28 | | at Cincinnati | NR/NR | 75-71 | W |
| D.1 | | Notre Dame | NR/NR | 98-90 | W |
| D.8 | | KANSAS | 25/NR | 88-71 | W |
| D.10 | | at North Carolina | 25/10 | 81-84 | L |
| D.15 | | CHATTANOOGA | 18/NR | 86-70 | W |
| D.18 | | at Indiana | 18/6 | 84-87 | L |
| D.21 | 2 | Western Kentucky | 18/NR | 84-70 | W |
| D.27 | | EASTERN KENTUCKY | 18/NR | 74-60 | W |
| D.29 | | at Louisville | 18/NR | 93-85 | W |
| J.2 | * | at Georgia | 16/NR | 81-80 | W |
| J.5 | * | LSU | 16/14 | 93-80 | W |
| J.9 | * | MISSISSIPPI STATE | 11/NR | 89-70 | W |
| J.12 | * | at Tennessee | 11/NR | 78-74 | W |
| J.16 | * | at Ole Miss | 9/NR | 95-85 | W |
| J.19 | * | VANDERBILT | 9/NR | 58-50 | W |
| J.23 | * | FLORIDA | 8/NR | 81-65 | W |
| J.26 | * | at Alabama | 9/NR | 83-88 | L |
| J.29 | * | at Auburn | 10/NR | 89-81 | W |
| F.3 | * | GEORGIA | 10/NR | 96-84 | W |
| F.5 | * | at LSU | 10/19 | 88-107 | L |
| F.9 | * | at Mississippi St. | 10/NR | 82-83 | L |
| F.13 | * | TENNESSEE | 16/NR | 85-74 | W |
| F.16 | * | OLE MISS | 16/NR | 89-77 | W |
| F.20 | * | at Vanderbilt | 12/NR | 87-98 | L |
| F.23 | * | at Florida | 12/NR | 90-74 | W |
| F.26 | * | ALABAMA | 13/NR | 79-73 | W |
| M.2 | * | AUBURN | 13/NR | 114-93 | W |

2405-2186
 1 RCA Dome (Indianapolis, Ind.)
 2 Freedom Hall (Louisville, Ky.)

LEADING SCORERS

| | |
|----------------------------|------|
| John Pelphrey (6-7 Jr. F) | 14.4 |
| Reggie Hanson (6-8 Sr. C) | 14.4 |
| Jamal Mashburn (6-9 Fr. F) | 12.9 |
| Deron Feldhaus (6-7 Jr. F) | 10.8 |
| Richie Farmer (6-0 Jr. G) | 10.1 |

1991-92 (29-7, 12-4 SEC)

SEC East Champions | SEC Tournament Champions | Ranked 6th AP, 6th CNN/USA Today
 Coach: Rick Pitino
 Captains: Richie Farmer, Deron Feldhaus, John Pelphrey and Sean Woods

| | | | | | |
|------|---|--------------------|-------|--------|---|
| N.20 | 1 | WEST VIRGINIA | 4/NR | 106-80 | W |
| N.22 | 1 | PITTSBURGH | 4/NR | 67-85 | L |
| D.4 | | MASSACHUSETTS | 14/NR | 90-69 | W |
| D.7 | 2 | Indiana | 14/9 | 76-74 | W |
| D.10 | | TEXAS STATE | 9/NR | 82-36 | W |
| D.12 | 3 | Morehead State | 9/NR | 101-84 | W |
| D.14 | | ARIZONA STATE | 9/NR | 94-68 | W |
| D.21 | | at Georgia Tech | 8/13 | 80-81 | L |
| D.23 | 4 | Ohio | 17/NR | 73-63 | W |
| D.28 | | LOUISVILLE | 17/21 | 103-89 | W |
| J.2 | | NOTRE DAME | 17/NR | 91-70 | W |
| J.4 | * | at South Carolina | 17/NR | 80-63 | W |
| J.7 | * | GEORGIA | 15/NR | 78-66 | W |
| J.11 | * | FLORIDA | 15/NR | 81-60 | W |
| J.15 | * | at Vanderbilt | 10/NR | 84-71 | W |
| J.18 | | EASTERN KY | 10/NR | 85-55 | W |
| J.21 | * | at Tennessee | 8/NR | 85-107 | L |
| J.25 | * | ARKANSAS | 8/9 | 88-105 | L |
| J.29 | * | OLE MISS | 14/NR | 96-78 | W |
| F.2 | * | at LSU | 14/NR | 53-74 | L |
| F.8 | * | at Auburn | 19/NR | 85-67 | W |
| F.12 | * | ALABAMA | 19/16 | 107-83 | W |
| F.15 | | WESTERN KY | 19/NR | 93-83 | W |
| F.19 | * | at Mississippi St. | 13/NR | 89-84 | W |
| F.23 | * | at Georgia | 13/NR | 84-73 | W |
| F.26 | * | SOUTH CAROLINA | 11/NR | 74-56 | W |
| M.1 | * | VANDERBILT | 11/NR | 80-56 | W |
| M.4 | * | at Florida | 10/NR | 62-79 | L |
| M.7 | * | TENNESSEE | 10/NR | 99-88 | W |

| | | | | | |
|--|---|------------|------|-------|---|
| SEC Tournament (Birmingham, Ala.) | | | | | |
| M.13 | 5 | Vanderbilt | 9/NR | 76-57 | W |
| M.14 | 5 | LSU | 9/23 | 80-74 | W |
| M.15 | 5 | Alabama | 9/17 | 80-54 | W |

| | | | | | |
|--|---|--------------|------|--------|---|
| NCAA First/Second Rounds (Worcester, Mass.) | | | | | |
| M.20 | 6 | Old Dominion | 6/NR | 88-69 | W |
| M.22 | 6 | Iowa State | 6/NR | 106-98 | W |

| | | | | | |
|--|---|---------------|------|---------|------|
| NCAA East Regional (Philadelphia) | | | | | |
| M.26 | 7 | Massachusetts | 6/17 | 87-77 | W |
| M.28 | 7 | Duke | 6/1 | 103-104 | L OT |

3086-2680
 1 Preseason NIT (Lexington, Ky.)
 2 RCA Dome (Indianapolis)
 3 Freedom Hall (Louisville, Ky.)
 4 US Bank Arena (Cincinnati)
 5 Birmingham-Jefferson Civic Center (Birmingham, Ala.)
 6 Centrum (Worcester, Mass.)
 7 Spectrum (Philadelphia)

LEADING SCORERS

| | |
|----------------------------|------|
| Jamal Mashburn (6-8 So. F) | 21.3 |
| John Pelphrey (6-7 Sr. F) | 12.5 |
| Deron Feldhaus (6-7 Sr. F) | 11.4 |
| Richie Farmer (6-0 Sr. G) | 9.6 |
| Sean Woods (6-2 Sr. G) | 7.7 |

1992-93 (30-4, 13-3 SEC)

NCAA Final Four | SEC Tournament Champions | ECAC Holiday Festival Champions | Ranked 2nd AP, 3rd CNN/USA Today
 Coach: Rick Pitino
 Captains: Junior Braddy, Dale Brown

| | | | | | |
|------|---|---------------------|------|--------|---|
| D.2 | | WRIGHT STATE | 5/NR | 81-65 | W |
| D.5 | | GEORGIA TECH | 5/13 | 96-87 | W |
| D.8 | | EASTERN KY | 3/NR | 82-73 | W |
| D.12 | | at Louisville | 3/9 | 88-68 | W |
| D.19 | | MOREHEAD STATE | 3/NR | 108-65 | W |
| D.22 | | MIAMI, OHIO | 3/NR | 65-49 | W |
| D.28 | 1 | Rutgers | 3/NR | 89-67 | W |
| D.30 | 1 | St. John's (finals) | 3/NR | 86-77 | W |
| J.3 | 2 | Indiana | 3/4 | 81-78 | W |
| J.5 | * | at Georgia | 2/NR | 74-59 | W |
| J.9 | * | TENNESSEE | 2/NR | 84-70 | W |
| J.13 | * | at Vanderbilt | 1/NR | 86-101 | L |
| J.19 | * | at Alabama | 4/NR | 73-59 | W |
| J.23 | * | at South Carolina | 4/NR | 108-82 | W |
| J.26 | * | LSU | 4/NR | 105-67 | W |
| J.30 | * | FLORIDA | 4/NR | 71-48 | W |
| F.3 | * | MISSISSIPPI STATE | 2/NR | 87-63 | W |
| F.6 | * | VANDERBILT | 2/11 | 82-67 | W |
| F.10 | * | at Arkansas | 2/14 | | |

All-Time Results

| | | | | | |
|------|---|-------------------|-------|-------|---|
| F.6 | 4 | Massachusetts | 7/11 | 67-64 | W |
| F.9 | * | ARKANSAS | 4/3 | 82-90 | L |
| F.12 | | at Syracuse | 4/14 | 85-93 | L |
| F.15 | * | at LSU | 11/NR | 99-95 | W |
| F.19 | * | at Vanderbilt | 11/NR | 77-69 | W |
| F.23 | * | at Tennessee | 7/NR | 97-73 | W |
| F.27 | * | GEORGIA | 7/NR | 80-59 | W |
| M.2 | * | FLORIDA | 7/19 | 80-77 | W |
| M.5 | * | at South Carolina | 7/NR | 74-75 | L |

SEC Tournament (Memphis, Tenn.)

| | | | | | |
|------|---|-------------------|-------|-------|---|
| M.11 | 5 | Mississippi State | 10/NR | 95-76 | W |
| M.12 | 5 | Arkansas | 10/1 | 90-78 | W |
| M.13 | 5 | Florida | 10/17 | 73-60 | W |

NCAA First/Second Rounds (St. Petersburg, Fla.)

| | | | | | |
|------|---|-----------------|------|-------|---|
| M.18 | 6 | Tennessee State | 7/NR | 83-70 | W |
| M.20 | 6 | Marquette | 7/21 | 63-75 | L |

2954-2537

- 1 RCA Dome (Indianapolis)
- 2 Maui Invitational (Maui, Hawaii)
- 3 Freedom Hall (Louisville, Ky.)
- 4 Continental Arena (East Rutherford, N.J.)
- 5 The Pyramid (Memphis, Tenn.)
- 6 Tropicana Field (St. Petersburg, Fla.)

LEADING SCORERS

| | |
|------------------------------|------|
| Tony Delk (6-1 So. G.) | 16.6 |
| Rodrick Rhodes (6-7 So., F.) | 14.6 |
| Travis Ford (5-9 Sr. G.) | 11.3 |
| Jared Prickett (6-9 So. F.) | 8.2 |
| Andre Riddick (6-8 Jr. C.) | 7.9 |

1994-95 (28-5, 14-2 SEC)

SEC Champions | SEC East Champions | SEC

Tournament Champions | Ranked 2nd AP, 5th CNN/USA Today

Coach: Rick Pitino

Captains: Tony Delk, Mark Pope, Rodrick Rhodes

| | | | | |
|------|---------------------|------|--------|---|
| N.26 | UT-MARTIN | 4/NR | 124-50 | W |
| N.30 | OHIO | 3/14 | 79-74 | W |
| D.3 | 1 UCLA | 3/5 | 81-82 | L |
| D.7 | 2 Indiana | 7/NR | 73-70 | W |
| D.10 | BOSTON UNIV. | 7/NR | 90-49 | W |
| D.17 | 3 Texas Tech | 6/NR | 83-68 | W |
| D.27 | MARSHALL | 5/NR | 116-75 | W |
| J.1 | at Louisville | 5/NR | 86-88 | L |
| J.4 | * AUBURN | 8/NR | 98-64 | W |
| J.7 | * at South Carolina | 8/NR | 80-55 | W |
| J.10 | * at Florida | 7/15 | 83-67 | W |
| J.14 | * GEORGIA | 7/NR | 83-71 | W |
| J.18 | 4* Ole Miss | 5/NR | 82-65 | W |
| J.21 | * VANDERBILT | 5/NR | 81-68 | W |
| J.25 | * TENNESSEE | 5/NR | 69-50 | W |
| J.29 | * at Arkansas | 5/9 | 92-94 | L |
| F.1 | * SOUTH CAROLINA | 6/NR | 90-72 | W |
| F.5 | SYRACUSE | 6/10 | 77-71 | W |
| F.8 | * at Tennessee | 5/NR | 68-48 | W |
| F.12 | at Notre Dame | 5/NR | 97-58 | W |
| F.14 | * MISSISSIPPI STATE | 4/23 | 71-76 | L |
| F.18 | * FLORIDA | 4/NR | 87-77 | W |
| F.21 | * at Alabama | 6/20 | 72-52 | W |
| F.25 | * at Vanderbilt | 6/NR | 71-60 | W |
| M.1 | * at Georgia | 5/NR | 97-74 | W |
| M.4 | * LSU | 5/NR | 127-80 | W |

SEC Tournament (Atlanta)

| | | | | | |
|------|---|----------|------|-------|------|
| M.10 | 5 | Auburn | 3/NR | 93-81 | W |
| M.11 | 5 | Florida | 3/NR | 86-72 | W |
| M.12 | 5 | Arkansas | 3/5 | 95-93 | W OT |

NCAA First/Second Rounds (Memphis, Tenn.)

| | | | | | |
|------|---|------------------|------|--------|---|
| M.16 | 6 | Mount St. Mary's | 2/NR | 113-67 | W |
| M.18 | 6 | Tulane | 2/NR | 82-60 | W |

NCAA Southeast Regional (Birmingham, Ala.)

| | | | | | |
|------|---|----------------|------|-------|---|
| M.23 | 7 | Arizona State | 2/16 | 97-73 | W |
| M.25 | 7 | North Carolina | 2/4 | 61-74 | L |

2884-2278

- 1 Wooden Classic (Arrowhead Pond | Anaheim, Calif.)
- 2 Freedom Hall (Louisville, Ky.)
- 3 US Bank Arena (Cincinnati)
- 4 The Pyramid (Memphis, Tenn.)
- 5 Georgia Dome (Atlanta)
- 6 The Pyramid (Memphis, Tenn.)
- 7 Birmingham-Jefferson Civic Center (Birmingham, Ala.)

LEADING SCORERS

| | |
|-----------------------------|------|
| Tony Delk (6-1 Jr. G.) | 16.7 |
| Rodrick Rhodes (6-7 Jr. F.) | 12.9 |
| Walter McCarty (6-9 Jr. F.) | 10.5 |
| Jeff Sheppard (6-4 So. G.) | 8.3 |
| Mark Pope (6-10 Jr. C.) | 8.2 |

1995 Italy Tour

(Not counted in Won-Loss Record)

| | | | |
|---------|------------------------|---------|---|
| Aug. 14 | at Cagiva Varese | 123-114 | W |
| Aug. 16 | at Venice Reyer | 113-78 | W |
| Aug. 17 | Russia Dinamo (Venice) | 116-81 | W |

| | | | |
|---------|----------------|---------|---|
| Aug. 18 | at Montecatini | 115-123 | L |
| Aug. 21 | Siena (Scauri) | 115-86 | W |

1995-96 (34-2, 16-0 SEC)

National Champions | SEC Champions | SEC East

Champions | ECAC Holiday Festival Champions | Ranked 1st CNN/USA Today, 2nd AP

Coach: Rick Pitino

Captains: Tony Delk, Walter McCarty, Mark Pope

| | | | | | |
|------|----------------------|-----------------|--------|--------|---|
| N.24 | 1 | Maryland | 1/14 | 96-84 | W |
| N.28 | 2 | Massachusetts | 1/7 | 82-92 | L |
| D.2 | 3 | Indiana | 1/NR | 89-82 | W |
| D.6 | | WISC.-GREEN BAY | 5/NR | 74-62 | W |
| D.9 | | GEORGIA TECH | 5/16 | 83-60 | W |
| D.16 | | MOREHEAD STATE | 5/NR | 96-32 | W |
| D.19 | 4 | Marshall | 4/NR | 118-99 | W |
| D.23 | | LOUISVILLE | 4/25 | 89-66 | W |
| D.27 | 5 | Rider | 2/NR | 90-65 | W |
| D.29 | 5 | Iona | 2/NR | 106-79 | W |
| J.3 | * at South Carolina | 2/NR | 89-60 | W | |
| J.6 | * OLE MISS | 2/NR | 90-60 | W | |
| J.9 | * at Mississippi St. | 2/12 | 74-56 | W | |
| J.13 | * TENNESSEE | 2/NR | 61-44 | W | |
| J.16 | * at LSU | 2/NR | 129-97 | W | |
| J.20 | TCU | 2/NR | 124-80 | W | |
| J.24 | * at Georgia | 2/NR | 82-77 | W | |
| J.27 | * SOUTH CAROLINA | 2/NR | 89-57 | W | |
| F.3 | * FLORIDA | 2/NR | 77-63 | W | |
| F.7 | * at Vanderbilt | 2/NR | 120-81 | W | |
| F.11 | * ARKANSAS | 2/NR | 88-73 | W | |
| F.14 | * GEORGIA | 2/NR | 86-73 | W | |
| F.17 | * at Tennessee | 2/NR | 90-50 | W | |
| F.20 | * ALABAMA | 2/NR | 84-65 | W | |
| F.24 | * at Florida | 2/NR | 94-63 | W | |
| F.27 | * at Auburn | 1/NR | 88-73 | W | |
| M.2 | * VANDERBILT | 1/NR | 101-63 | W | |

SEC Tournament (New Orleans)

| | | | | | |
|------|---|-------------------|------|--------|---|
| M.8 | 6 | Florida | 1/NR | 100-76 | W |
| M.9 | 6 | Arkansas | 1/NR | 95-75 | W |
| M.10 | 6 | Mississippi State | 1/NR | 73-84 | L |

NCAA First/Second Rounds (Dallas)

| | | | | | |
|------|---|----------------|------|--------|---|
| M.14 | 7 | San Jose State | 2/NR | 110-72 | W |
| M.16 | 7 | Virginia Tech | 2/22 | 84-60 | W |

NCAA Midwest Regional (Minneapolis)

| | | | | | |
|------|---|-------------|------|--------|---|
| M.21 | 8 | Utah | 2/12 | 101-70 | W |
| M.23 | 8 | Wake Forest | 2/9 | 83-63 | W |

NCAA Final Four (East Rutherford, N.J.)

| | | | | | |
|------|---|---------------|------|-------|---|
| M.30 | 9 | Massachusetts | 2/1 | 81-74 | W |
| A.1 | 9 | Syracuse | 2/15 | 76-67 | W |

3292-2497

- 1 Tip-Off Classic (Springfield, Mass.)
- 2 Great Eight (The Palace, Auburn Hills, Mich.)
- 3 RCA Dome (Indianapolis)
- 4 Freedom Hall (Louisville, Ky.)
- 5 ECAC Holiday Festival (Madison Square Garden | New York)
- 6 Louisiana Superdome (New Orleans)
- 7 Reunion Arena (Dallas)
- 8 Hubert H. Humphrey Metrodome (Minneapolis)
- 9 Continental Arena (East Rutherford, N.J.)
- # UK's 16-0 regular season SEC record was the first perfect league slate since Alabama went 14-0 in 1956.

LEADING SCORERS

| | |
|------------------------------|------|
| Tony Delk (6-1 Sr. G.) | 17.8 |
| Antoine Walker (6-8 So. F.) | 15.2 |
| Walter McCarty (6-10 Sr. F.) | 11.3 |
| Derek Anderson (6-4 Jr. G-F) | 9.4 |
| Ron Mercer (6-7 Fr. F.) | 8.0 |

1996-97 (35-5, 13-3 SEC)

National Runner-Up | SEC Tournament Champions

| Great Alaska Shootout Champions | Ranked 2nd CNN/USA Today, 5th AP

Coach: Rick Pitino

Captains: Derek Anderson, Anthony Epps, Jared Prickett

| | | | | | |
|------|---------------------|-----------------------|-------|--------|------|
| N.15 | 1 | Clemson | 3/20 | 71-79 | L OT |
| N.28 | 2 | Syracuse | 8/12 | 87-53 | W |
| N.29 | 2 | Alaska Anchorage | 8/NR | 104-72 | W |
| N.30 | 2 | College of Charleston | 8/NR | 92-65 | W |
| D.3 | 3 | Purdue | 6/NR | 101-87 | W |
| D.7 | 4 | Indiana | 6/8 | 99-65 | W |
| D.9 | | WRIGHT STATE | 6/NR | 90-62 | W |
| D.14 | | NOTRE DAME | 3/NR | 80-56 | W |
| D.21 | 5 | Georgia Tech | 3/NR | 88-59 | W |
| D.23 | | UNC ASHEVILLE | 3/NR | 105-51 | W |
| D.28 | 6 | Ohio State | 3/NR | 81-65 | W |
| D.31 | | at Louisville | 3/14 | 74-54 | W |
| J.4 | * TENNESSEE | 3/NR | 74-40 | W | |
| J.7 | * MISSISSIPPI STATE | 3/NR | 90-61 | W | |
| J.9 | | CANISIUS | 3/NR | 68-45 | W |
| J.11 | * at Ole Miss | 3/NR | 69-73 | L | |

| | | | | | |
|------|----|-------------------|------|-------|------|
| J.14 | * | at Georgia | 5/21 | 86-65 | W |
| J.18 | * | AUBURN | 5/NR | 77-53 | W |
| J.22 | 7* | Vanderbilt | 3/NR | 58-46 | W |
| J.26 | * | at Arkansas | 3/NR | 83-73 | W |
| J.29 | * | at Florida | 3/NR | 92-65 | W |
| F.1 | * | GEORGIA | 3/NR | 82-57 | W |
| F.4 | * | at South Carolina | 3/19 | 79-84 | L OT |
| F.6 | * | WESTERN CAROLINA | 3/NR | 82-55 | W |
| F.9 | | VILLANOVA | 3/16 | 93-56 | W |
| F.12 | * | LSU | 4/NR | 84-48 | W |
| F.15 | * | FLORIDA | 4/NR | 85-56 | W |
| F.19 | * | at Alabama | 3/NR | 75-61 | W |
| F.22 | * | at Vanderbilt | 3/NR | 82-79 | W |
| F.25 | * | at Tennessee | 3/NR | 74-64 | W |
| M.2 | * | SOUTH CAROLINA | 3/6 | 66-72 | L |

SEC Tournament (Memphis, Tenn.)

| | | | | | |
|-----|---|----------|------|-------|---|
| M.7 | 8 | Auburn | 6/NR | 92-50 | W |
| M.8 | 8 | Ole Miss | 6/NR | 88-70 | W |
| M.9 | 8 | Georgia | 6/24 | 95-68 | W |

NCAA First/Second Round (Salt Lake City)

| | | | | | |
|------|---|---------|------|-------|---|
| M.13 | 9 | Montana | 5/NR | 92-54 | W |
| M.15 | 9 | Iowa | 5/NR | 75-69 | W |

NCAA West Regional (San Jose, Calif.)

| | | | | | |
|------|----|--------------|------|-------|---|
| M.20 | 10 | St. Joseph's | 5/12 | 83-68 | W |
| M.22 | 10 | Utah | 5/2 | 72-59 | W |

NCAA Final Four (Indianapolis)

| | | | | | |
|------|---|------------------|------|-------|------|
| M.29 | 1 | Minnesota | 5/3 | 78-69 | W |
| M.31 | 1 | Arizona (finals) | 5/15 | 79-84 | L OT |

3325-2512

- 1 RCA Dome (Indianapolis)
- 2 Great Alaska Shootout (Anchorage, Alaska)
- 3 Great Eight (United Center | Chicago)
- 4 Freedom Hall (Louisville, Ky.)
- 5 Georgia Dome (Atlanta)
- 6 Rock 'n Roll Shootout (Gund Arena | Cleveland)
- 7 US Bank Arena (Cincinnati)
- 8 The Pyramid (Memphis, Tenn.)
- 9 Huntsman Center (Salt Lake City)
- 10 San Jose Arena (San Jose, Calif.)

LEADING SCORERS

| | |
|----------------------------|------|
| Ron Mercer (6-7 So. G-F) | 18.1 |
| Derek Anderson (6-5 Sr. G) | 17.7 |
| Scott Padgett (6-9 So. F) | 9.6 |
| Anthony Epps (6-2 Sr. G) | 8.9 |
| Allen Edwards (6-5 Jr. F) | 8.6 |

ORLANDO "TUBBY" SMITH ERA (1998-2007)

1997-98 (35-4, 14-2 SEC)

National Champions | SEC Champions | SEC

East Champions | SEC Tournament Champions | Ranked 5th AP, 1st USA Today/ESPN

Coach: Tubby Smith

Captains: Allen Edwards, Cameron Mills, Jeff Sheppard

| | | | | | |
|------|----|--------------------|------|-------|------|
| N.20 | | MOREHEAD STATE | 9/NR | 88-49 | W |
| N.24 | 1 | George Washington | 9/NR | 70-55 | W |
| N.25 | 1 | Arizona | 8/1 | 74-89 | L |
| N.26 | 1 | Missouri | 8/NR | 77-55 | W |
| N.29 | 2 | Clemson | 8/13 | 76-61 | W |
| D.3 | 3 | Purdue | 7/6 | 89-75 | W |
| D.6 | 4 | Indiana | 7/NR | 75-72 | W |
| D.10 | | at Canisius | 4/NR | 81-54 | W |
| D.13 | | GEORGIA TECH | 4/24 | 85-71 | W |
| D.20 | | TULSA | 4/NR | 74-53 | W |
| D.23 | | AMERICAN | 4/NR | 75-52 | W |
| D.27 | | LOUISVILLE | 4/NR | 76-79 | L |
| D.30 | | at Ohio | 6/NR | 95-58 | W |
| J.3 | * | VANDERBILT | 6/NR | 71-62 | W |
| J.6 | * | at Georgia | 6/NR | 90-79 | W |
| J.10 | * | at Mississippi St. | 6/NR | 77-71 | W |
| J.13 | * | SOUTH CAROLINA | 6/14 | 91-70 | W |
| J.17 | * | ARKANSAS | 6/22 | 80-77 | W OT |
| J.21 | 5* | Alabama | 7/NR | 70-67 | W |
| J.24 | * | at Tennessee | 7/NR | 85-67 | W |
| J.27 | * | at Vanderbilt | 7/NR | 63-61 | W |
| F.1 | * | FLORIDA | 7/NR | 78-86 | L |
| F.4 | * | at LSU | 8/NR | 63-61 | W |
| F.8 | * | at Villanova | 8/NR | 79-63 | W |
| F.11 | * | TENNESSEE | 7/NR | 80-74 | W |
| F.14 | * | OLE MISS | 7/18 | 64-73 | L |
| F.18 | * | at Florida | 8/NR | 79-54 | W |
| F.22 | * | GEORGIA | 8/NR | 85-74 | W |
| F.25 | * | at Auburn | 7/NR | 83-58 | W |
| F.28 | * | at South Carolina | 7/14 | 69-57 | W |

SEC Tournament (Atlanta)

| | | | | | |
|-----|---|---------|------|-------|---|
| M.6 | 6 | Alabama | 7/NR | 82-71 | W |
| M.7 | 6 | | | | |

| | | | | | |
|------|---|--------------------|-------|-------|----|
| N.24 | 1 | Maryland | 11/24 | 61-58 | W |
| N.26 | 1 | Arizona | 11/8 | 51-63 | L |
| N.29 | 2 | Dighton | 11/NR | 66-68 | L |
| D.4 | 3 | Indiana | 13/23 | 75-83 | L |
| D.7 | | UNC ASHEVILLE | 23/NR | 86-41 | W |
| D.11 | | at Maryland | 23/21 | 66-72 | L |
| D.18 | | LOUISVILLE | NR/NR | 76-46 | W |
| D.23 | | MICHIGAN STATE | NR/5 | 60-58 | W |
| D.27 | | AK-ANCHORAGE | NR/NR | 62-42 | W |
| D.30 | 4 | Missouri | NR/NR | 70-53 | W |
| J.5 | 5 | Georgia Tech | 25/NR | 80-71 | W |
| J.8 | * | VANDERBILT | 25/NR | 72-52 | W |
| J.11 | * | at Auburn | 20/4 | 63-66 | L |
| J.15 | * | at S. Carolina | 20/NR | 64-48 | W |
| J.19 | * | OLE MISS | 18/NR | 74-69 | W |
| J.22 | * | at Vanderbilt | 18/20 | 81-73 | OT |
| J.26 | * | at Georgia | 16/NR | 75-69 | W |
| J.29 | * | at Miami (Fla.) | 16/NR | 60-57 | W |
| F.1 | * | TENNESSEE | 14/6 | 81-68 | W |
| F.5 | * | S. CAROLINA | 14/NR | 76-63 | W |
| F.8 | * | at Florida | 11/12 | 73-90 | L |
| F.13 | * | at LSU | 11/25 | 57-70 | L |
| F.16 | * | ALABAMA | 19/NR | 66-54 | W |
| F.19 | * | GEORGIA | 19/NR | 70-64 | W |
| F.23 | * | at Tennessee | 18/7 | 67-74 | L |
| F.26 | * | ARKANSAS | 18/NR | 60-55 | W |
| F.29 | * | at Mississippi St. | 22/NR | 73-61 | W |
| M.4 | * | FLORIDA | 22/8 | 85-70 | W |

1 Coaches vs. Cancer (Madison Square Garden | New York)
 2 US Bank Arena (Cincinnati)
 3 Georgia Dome (Atlanta)
 4 Freedom Hall (Louisville, Ky.)
 5 Gaylord Entertainment Center (Nashville, Tenn.)
 6 Nassau Coliseum (Uniondale, N.Y.)
 7 First Union Center (Philadelphia, Pa.)

LEADING SCORERS

| | |
|-----------------------------|------|
| Keith Bogans (6-5 So. G) | 17.0 |
| Tayshaun Prince (6-9 Jr. F) | 16.9 |
| Jason Parker (6-8 Fr. C) | 8.6 |
| Marquis Estill (6-9 So. F) | 7.3 |
| Saul Smith (6-2 Sr. G) | 6.8 |

SEC Tournament (Atlanta)

| | | | | | |
|------|---|----------|-------|-------|---|
| M.10 | 6 | Arkansas | 16/NR | 72-86 | L |
|------|---|----------|-------|-------|---|

NCAA First/Second Rounds (Cleveland)

| | | | | | |
|------|---|-----------------|-------|-------|-------|
| M.16 | 7 | St. Bonaventure | 19/NR | 85-80 | W 2OT |
| M.18 | 7 | Syracuse | 19/16 | 50-52 | L |

2001-02 (22-10, 10-6 SEC)
Co-SEC East Champions | Ranked 16th AP, 13th USA Today/ESPN
 Coach: Tubby Smith
 Captains: J.P. Blevins, Tayshaun Prince

| | | | | | |
|------|---|--------------------|-------|--------|----|
| N.15 | 1 | WESTERN KY. | 4/NR | 52-64 | L |
| N.16 | 1 | MARSHALL | 4/NR | 90-73 | W |
| N.24 | | MOREHEAD STATE | 10/NR | 94-75 | W |
| N.28 | 2 | Kent State | 13/NR | 82-68 | W |
| D.5 | | VMI | 11/NR | 99-57 | W |
| D.8 | | NORTH CAROLINA | 11/NR | 79-59 | W |
| D.15 | | KENTUCKY STATE | 9/NR | 118-63 | W |
| D.18 | 3 | Duke | 7/1 | 92-95 | OT |
| D.22 | 4 | Indiana | 7/NR | 66-52 | W |
| D.29 | | LOUISVILLE | 6/NR | 82-62 | W |
| J.2 | 5 | Tulane | 6/NR | 101-67 | W |
| J.5 | * | at Mississippi St. | 6/NR | 69-74 | OT |
| J.9 | * | GEORGIA | 8/NR | 84-88 | L |
| J.12 | * | at South Carolina | 8/NR | 51-50 | W |
| J.15 | * | OLE MISS | 12/NR | 87-64 | W |
| J.19 | | at Notre Dame | 12/NR | 72-65 | W |
| J.22 | * | at Auburn | 8/NR | 69-62 | W |
| J.26 | * | ALABAMA | 8/14 | 61-64 | L |
| J.29 | * | at Florida | 10/5 | 70-68 | W |
| F.2 | * | SOUTH CAROLINA | 10/NR | 91-74 | W |
| F.6 | * | at Tennessee | 7/NR | 74-76 | OT |
| F.9 | * | at LSU | 7/NR | 68-56 | W |
| F.13 | * | VANDERBILT | 10/NR | 67-59 | W |
| F.16 | * | at Georgia | 10/21 | 69-78 | L |
| F.19 | * | TENNESSEE | 12/NR | 64-61 | W |
| F.23 | * | ARKANSAS | 12/NR | 71-58 | W |
| F.27 | * | at Vanderbilt | 11/NR | 73-86 | L |
| M.2 | * | FLORIDA | 11/8 | 70-67 | W |

1 Preseason NIT (Lexington, Ky., and New York)
 2 US Bank Arena (Cincinnati)
 3 RCA Dome (Indianapolis)
 4 Sugar Bowl Classic (New Orleans)
 5 Freedom Hall (Louisville, Ky.)
 6 Georgia Dome (Atlanta)
 7 Cleveland Convocation Center (Cleveland)

LEADING SCORERS

| | |
|------------------------------|------|
| Tayshaun Prince (6-9 So. F) | 13.3 |
| Jamaal Magloire (6-10 Sr. C) | 13.2 |
| Keith Bogans (6-5 Fr. G) | 12.5 |
| Desmond Allison (6-5 So F) | 7.8 |
| Jules Camara (6-11 So. F) | 7.2 |

SEC Tournament (Atlanta)

| | | | | | |
|-----|---|----------------|-------|-------|---|
| M.8 | 6 | South Carolina | 12/NR | 57-70 | L |
|-----|---|----------------|-------|-------|---|

NCAA First/Second Rounds (St. Louis)

| | | | | | |
|------|---|------------|-------|-------|---|
| M.14 | 7 | Valparaiso | 16/NR | 83-68 | W |
| M.16 | 7 | Tulsa | 16/NR | 87-82 | W |

NCAA East Regional (Syracuse, N.Y.)

| | | | | | |
|------|---|----------|------|-------|---|
| M.22 | 8 | Maryland | 16/4 | 68-78 | L |
|------|---|----------|------|-------|---|

1 NCAA Classic (Madison Square Garden, New York)
 2 US Bank Arena (Cincinnati)
 3 Continental Arena (East Rutherford, N.J.)
 4 RCA Dome (Indianapolis)
 5 Freedom Hall (Louisville, Ky.)
 6 Georgia Dome (Atlanta)
 7 Edward Jones Dome (St. Louis)
 8 Carrier Dome (Syracuse, N.Y.)

LEADING SCORERS

| | |
|-----------------------------|------|
| Tayshaun Prince (6-9 Sr. F) | 17.5 |
| Keith Bogans (6-5 Jr. G) | 11.6 |
| Marquis Estill (6-9 Jr. C) | 8.9 |
| Gerald Fitch (6-3 So. G) | 8.9 |
| Cliff Hawkins (6-1 So. G) | 7.1 |

2000-01 (24-10, 12-4 SEC)
Co-SEC Champions | Co-SEC East Champions | SEC Tournament Champions | Ranked 9th AP, 8th ESPN/USA Today
 Coach: Tubby Smith
 Captains: Tayshaun Prince, J.P. Blevins

| | | | | | |
|------|---|--------------------|-------|--------|----|
| N.9 | 1 | St. John's | 12/NR | 61-62 | L |
| N.10 | 1 | UCLA | 12/17 | 92-97 | OT |
| N.21 | 2 | Jacksonville State | 20/NR | 91-48 | W |
| N.25 | | PENN STATE | 22/NR | 68-73 | L |
| D.2 | | at North Carolina | NR/6 | 93-76 | W |
| D.5 | | EASTERN KY. | NR/NR | 94-79 | W |
| D.9 | 3 | Georgia Tech | NR/NR | 84-86 | L |
| D.16 | | at Michigan State | NR/2 | 45-46 | L |
| D.22 | 4 | Indiana | NR/NR | 88-74 | W |
| D.27 | | HIGH POINT | NR/NR | 102-49 | W |
| J.2 | | at Louisville | NR/NR | 64-62 | W |
| J.6 | * | GEORGIA | NR/NR | 67-63 | W |
| J.10 | * | SOUTH CAROLINA | NR/NR | 69-63 | W |
| J.13 | | NOTRE DAME | NR/25 | 82-71 | W |
| J.16 | * | TENNESSEE | NR/4 | 84-74 | L |
| J.20 | * | at Ole Miss | NR/21 | 55-65 | L |
| J.23 | * | at Alabama | NR/18 | 60-70 | L |
| J.27 | * | VANDERBILT | NR/NR | 86-75 | W |
| J.31 | * | at Georgia | NR/25 | 85-70 | W |
| F.3 | * | at South Carolina | NR/NR | 94-61 | W |
| F.6 | * | FLORIDA | NR/8 | 71-70 | W |
| F.10 | * | MISSISSIPPI STATE | NR/NR | 76-57 | W |
| F.14 | * | at Tennessee | 22/15 | 103-95 | W |
| F.17 | * | at Vanderbilt | 22/NR | 79-74 | W |
| F.21 | * | LSU | 13/NR | 84-61 | W |
| F.25 | * | at Arkansas | 13/NR | 78-82 | L |
| F.28 | * | AUBURN | 15/NR | 90-78 | W |
| M.4 | * | at Florida | 15/6 | 86-94 | L |

SEC Tournament (Atlanta)

| | | | | | |
|-----|---|----------------|-------|-------|---|
| M.8 | 6 | South Carolina | 12/NR | 57-70 | L |
|-----|---|----------------|-------|-------|---|

NCAA First/Second Rounds (St. Louis)

| | | | | | |
|------|---|------------|-------|-------|---|
| M.14 | 7 | Valparaiso | 16/NR | 83-68 | W |
| M.16 | 7 | Tulsa | 16/NR | 87-82 | W |

NCAA East Regional (Syracuse, N.Y.)

| | | | | | |
|------|---|----------|------|-------|---|
| M.22 | 8 | Maryland | 16/4 | 68-78 | L |
|------|---|----------|------|-------|---|

SEC Tournament (Nashville, Tenn.)

| | | | | | |
|------|---|----------------|-------|-------|---|
| M.9 | 5 | South Carolina | 15/NR | 78-65 | W |
| M.10 | 5 | Arkansas | 15/NR | 87-78 | W |
| M.11 | 5 | Ole Miss | 15/14 | 77-55 | W |

NCAA First/Second Rounds (Uniondale, N.Y.)

| | | | | | |
|------|---|------------|------|-------|---|
| M.15 | 6 | Holy Cross | 9/NR | 72-68 | W |
| M.17 | 6 | Iowa | 9/24 | 92-79 | W |

NCAA East Regional (Philadelphia, Pa.)

| | | | | | |
|------|---|--------------|------|-------|---|
| M.22 | 7 | Southern Cal | 9/NR | 76-80 | L |
|------|---|--------------|------|-------|---|

2002-03 (32-4, 16-0 SEC)
SEC Champions | SEC East Champions | SEC Tournament Champions | Ranked 1st AP, 4th USA Today/ESPN
 Coach: Tubby Smith
 Captains: Keith Bogans, Jules Camara, Marquis Estill

| | | | | | |
|------|---|-------------------|-------|--------|---|
| N.25 | 1 | Arizona State | 15/NR | 82-65 | W |
| N.26 | 1 | Virginia | 15/NR | 61-75 | L |
| N.27 | 1 | Gonzaga | 15/NR | 80-72 | W |
| D.3 | | HIGH POINT | 18/NR | 84-64 | W |
| D.7 | | at North Carolina | 18/12 | 98-81 | W |
| D.10 | | at Tulane | 12/NR | 76-60 | W |
| D.14 | | MICHIGAN STATE | 12/21 | 67-71 | L |
| D.21 | 2 | Indiana | 18/6 | 70-64 | W |
| D.28 | | at Louisville | 14/NR | 63-81 | L |
| D.30 | | TENNESSEE STATE | 20/NR | 115-87 | W |
| J.2 | | ALCORN STATE | 20/NR | 94-63 | W |
| J.4 | 3 | Ohio | 20/NR | 83-75 | W |
| J.8 | * | at Tennessee | 18/NR | 74-71 | W |
| J.11 | * | SOUTH CAROLINA | 18/NR | 62-55 | W |

| | | | | | |
|------|---|-------------------|-------|--------|---|
| J.14 | * | at Vanderbilt | 16/NR | 74-52 | W |
| J.18 | | NOTRE DAME | 16/10 | 88-73 | W |
| J.22 | * | AUBURN | 8/24 | 67-51 | W |
| J.25 | * | at Alabama | 8/15 | 63-46 | W |
| F.1 | * | at South Carolina | 7/NR | 87-69 | W |
| F.4 | * | FLORIDA | 6/1 | 70-55 | W |
| F.8 | * | at Ole Miss | 6/NR | 80-62 | W |
| F.11 | * | GEORGIA | 3/20 | 87-67 | W |
| F.15 | * | LSU | 3/NR | 68-57 | W |
| F.19 | * | at Arkansas | 2/NR | 66-50 | W |
| F.23 | * | MISSISSIPPI STATE | 2/19 | 70-62 | W |
| F.26 | * | TENNESSEE | 2/NR | 80-68 | W |
| M.2 | * | at Georgia | 2/21 | 74-66 | W |
| M.5 | * | VANDERBILT | 2/NR | 106-44 | W |
| M.8 | * | at Florida | 2/3 | 69-67 | W |

SEC Tournament (New Orleans)

| | | | | | |
|------|---|-------------------|------|-------|---|
| M.14 | 4 | Vanderbilt | 2/NR | 81-63 | W |
| M.15 | 4 | Auburn | 2/NR | 78-58 | W |
| M.16 | 4 | Mississippi State | 2/NR | 64-57 | W |

NCAA First/Second Rounds (Nashville, Tenn.)

| | | | | | |
|------|---|-------|------|-------|---|
| M.21 | 5 | IUPUI | 1/NR | 95-64 | W |
| M.23 | 5 | Utah | 1/NR | 74-54 | W |

NCAA Midwest Regional (Minneapolis)

| | | | | | |
|------|---|-----------|------|-------|---|
| M.27 | 6 | Wisconsin | 1/21 | 63-57 | W |
| M.29 | 6 | Marquette | 1/9 | 69-83 | L |

2782-2309

1 EA Sports Maui Invitational (Lahaina Civic Center | Maui, Hawaii)
 2 Freedom Hall (Louisville, Ky.)
 3 US Bank Arena (Cincinnati)
 4 Louisiana Superdome (New Orleans)
 5 Gaylord Entertainment Center (Nashville, Tenn.)
 6 Hubert H. Humphrey Metrodome (Minneapolis)

LEADING SCORERS

| | |
|----------------------------|------|
| Keith Bogans (6-5 Sr. G) | 15.7 |
| Gerald Fitch (6-3 Jr. G) | 12.3 |
| Marquis Estill (6-9 Sr. C) | 11.6 |
| Erik Daniels (6-8 Jr. F) | 9.5 |
| Chuck Hayes (6-6 Sr. F) | 8.6 |

2003-04 (27-5, 13-3 SEC)
SEC East Champions | SEC Tournament Champions | Ranked 2nd AP, 8th USA Today/ESPN
 Coach: Tubby Smith

| | | | | | |
|------|---|--------------------|-------|--------|----|
| N.21 | | WINTHROP | 10/NR | 65-44 | W |
| N.28 | | TENNESSEE TECH | 10/NR | 108-81 | W |
| D.1 | 1 | Marshall | 9/NR | 89-76 | W |
| D.6 | 2 | UCLA | 9/NR | 52-50 | W |
| D.13 | 3 | Michigan State | 8/21 | 79-74 | W |
| D.20 | 4 | Indiana | 2/NR | 80-41 | W |
| D.23 | | EASTERN KY. | 2/NR | 101-72 | W |
| D.27 | | LOUISVILLE | 2/20 | 56-65 | L |
| D.31 | 5 | Austin Peay | 8/NR | 61-53 | W |
| J.3 | | NORTH CAROLINA | 8/9 | 61-56 | W |
| J.10 | * | VANDERBILT | 7/20 | 75-63 | W |
| J.13 | * | at Mississippi St. | 5/20 | 67-66 | W |
| J.17 | * | GEORGIA | 5/NR | 57-65 | L |
| J.20 | * | at Tennessee | 9/NR | 69-68 | OT |
| J.25 | | at Notre Dame | 9/NR | 71-63 | W |
| J.28 | * | OLE MISS | 5/NR | 71-61 | W |
| J.31 | * | at Vanderbilt | 5/NR | 60-66 | L |
| F.3 | * | at Florida | 9/21 | 68-65 | W |
| F.7 | * | SOUTH CAROLINA | 9/25 | 65-64 | W |
| F.10 | * | ALABAMA | 8/NR | 66-55 | W |
| F.14 | * | at Georgia | 8/NR | 68-74 | L |
| F.18 | * | ARKANSAS | 9/NR | 73-56 | W |
| F.21 | * | at Auburn | 9/NR | 68-59 | W |
| F.25 | * | TENNESSEE | 9/NR | 92-60 | W |
| F.29 | * | at LSU | 9/NR | 70-64 | W |
| M.3 | * | at South Carolina | 9/NR | 84-65 | W |
| M.7 | * | FLORIDA | 9/NR | 82-62 | W |

SEC Tournament (Atlanta)

| | | | | | |
|------|---|----------------|------|-------|---|
| M.12 | 6 | Georgia | 8/NR | 69-60 | W |
| M.13 | 6 | South Carolina | 8/NR | 78-63 | W |
| M.14 | 6 | Florida | 8/NR | 89-73 | W |

NCAA First/Second Rounds (Columbus, Ohio)

| | | | | | |
|------|---|-------------|------|-------|---|
| M.19 | 7 | Florida A&M | 2/NR | 96-76 | W |
| M.21 | 7 | UAB | 2/NR | 75-76 | L |

2365-2036

1 US Bank Arena (Cincinnati)
 2 Wooden Classic (Arrowhead Pond | Anaheim, Calif.)
 3 Ford Field (Detroit)
 4 RCA Dome (Indianapolis)
 5 Freedom Hall (Louisville, Ky.)
 6 Georgia Dome (Atlanta)
 7 Nationwide Arena (Columbus, Ga.)

LEADING SCORERS

| | |
|------------------------------|------|
| Gerald Fitch (6-3 Sr. G) | 16.2 |
| Erik Daniels (6-8 Sr. F) | 14.5 |
| Kelenna Azubuike (6-5 So. G) | 14.1 |
| Chuck Hayes (6-6 Jr. F) | 10.7 |
| Cliff Hawkins (6-1 Sr. G) | 10.3 |

2004-05 (28-6, 14-2 SEC)

SEC Champions | SEC East Champions | Ranked 7th AP, 5th USA Today/ESPN
 Coach: Tubby Smith
 Captains: Josh Carrier, Chuck Hayes

| | | | | | |
|------|---|-------------------|-------|-------|---|
| N.20 | | COPPIN STATE | 9/NR | 77-46 | W |
| N.23 | 1 | Ball State | 8/NR | 73-53 | W |
| N.26 | | GEORGIA STATE | 8/NR | 77-59 | W |
| N.30 | | TENNESSEE TECH | 8/NR | 92-63 | W |
| D.4 | | at North Carolina | 8/9 | 78-91 | L |
| D.18 | | MOREHEAD ST. | 10/NR | 71-40 | W |
| D.11 | 2 | Indiana | 10/NR | 73-58 | W |
| D.18 | | at Louisville | 9/13 | 60-58 | W |
| D.22 | | WILLIAM & MARY | 8/NR | 92-47 | W |
| D.29 | | CAMPBELL | 8/NR | 82-50 | W |
| J.5 | * | S. CAROLINA | 8/NR | 79-75 | W |
| J.9 | | KANSAS | 8/2 | 59-65 | L |
| J.12 | * | VANDERBILT | 9/NR | 69-54 | W |
| J.15 | * | at Georgia | 9/NR | 76-55 | W |
| J.19 | * | at Ole Miss | 8/NR | 53-50 | W |
| J.22 | * | LSU | 8/NR | 89-58 | W |
| J.25 | * | at Tennessee | 7/NR | 84-62 | W |
| J.29 | * | at | | | |

| NCAA First/Second Rounds (Philadelphia) | | |
|---|---------------|---------------|
| M.17 | 8 UAB | NR/25 69-64 W |
| M.19 | 8 Connecticut | NR/2 83-87 L |

2477-2314

- Guardians Classic (Lexington, Ky.)
- Guardians Classic (Municipal Auditorium | Kansas City, Mo.)
- Phillips Arena (Atlanta)
- RCA Dome (Indianapolis)
- Freedom Hall (Louisville, Ky.)
- U.S. Bank Arena (Cincinnati)
- Gaylor Entertainment Center (Nashville, Tenn.)
- Wachovia Center (Philadelphia)

LEADING SCORERS

| | |
|------------------------------|------|
| Randolph Morris (6-10 So. C) | 13.3 |
| Rajon Rondo (6-1 So. G) | 11.2 |
| Joe Crawford (6-4 So. G) | 10.2 |
| Patrick Sparks (6-0 Sr. G) | 9.7 |
| Ramel Bradley (6-1 So. G) | 7.9 |

2006-07 (22-12, 9-7 SEC)

Coach: Tubby Smith

Captains: Lukasz Obrzut, Bobby Perry, Shera Thomas

| | | | | |
|------|---------------------|-------|-------|------|
| N.15 | MIAMI (OHIO) | 22/NR | 57-46 | W |
| N.17 | MISS. VALLEY ST. | 22/NR | 79-56 | W |
| N.20 | 1 DePaul | 20/NR | 87-81 | W |
| N.21 | 1 UCLA | 20/5 | 68-73 | L |
| N.22 | 1 Memphis | 20/11 | 63-80 | L |
| N.28 | COL. OF CHARLESTON | NR/NR | 77-61 | W |
| D.2 | at North Carolina | NR/7 | 63-75 | L |
| D.5 | 2 Chattanooga | NR/NR | 79-63 | W |
| D.9 | INDIANA | NR/NR | 59-54 | W |
| D.16 | at Louisville | NR/NR | 61-49 | W |
| D.19 | SANTA CLARA | NR/NR | 74-60 | W |
| D.22 | MASSACHUSETTS | NR/NR | 82-68 | W |
| D.29 | EASTERN KY. | NR/NR | 78-65 | W |
| J.3 | HOUSTON | NR/NR | 77-70 | W |
| J.6 | * at Ole Miss | NR/NR | 68-58 | W |
| J.10 | * AUBURN | NR/NR | 84-57 | W |
| J.13 | * MISSISSIPPI STATE | NR/NR | 64-60 | W |
| J.16 | * at South Carolina | 25/NR | 87-49 | W |
| J.20 | * VANDERBILT | 25/NR | 67-72 | L |
| J.24 | * at Georgia | NR/NR | 69-78 | L OT |
| J.28 | * TENNESSEE | NR/NR | 76-57 | W |
| F.3 | * at Arkansas | NR/NR | 82-74 | W |
| F.7 | * SOUTH CAROLINA | 20/NR | 95-89 | W |
| F.10 | * FLORIDA | 20/1 | 61-64 | L |
| F.13 | * at Tennessee | 20/NR | 85-89 | W |
| F.17 | * at Alabama | 20/25 | 61-72 | L |
| F.20 | * LSU | NR/NR | 70-63 | W |
| F.25 | * at Vanderbilt | NR/17 | 65-67 | L |
| F.28 | * GEORGIA | NR/NR | 82-70 | W |
| M.4 | * at Florida | NR/5 | 72-85 | L |

SEC Tournament (Atlanta)

| | | | | |
|-----|---------------------|-------|-------|------|
| M.8 | 3 Alabama | NR/NR | 79-67 | W |
| M.9 | 3 Mississippi State | NR/NR | 82-84 | L OT |

NCAA First/Second Rounds (Chicago)

| | | | | |
|------|-------------|-------|-------|---|
| M.16 | 4 Villanova | NR/NR | 67-58 | W |
| M.18 | 4 Kansas | NR/2 | 76-88 | L |

2496-2302

- EA Sports Maui Invitational (Lahaina Civic Center | Maui, Hawaii)
- Freedom Hall (Louisville, Ky.)
- Georgia Dome (Atlanta)
- United Center (Chicago)

LEADING SCORERS

| | |
|------------------------------|------|
| Randolph Morris (6-11 Jr. C) | 16.1 |
| Joe Crawford (6-5 Jr. G) | 14.0 |
| Ramel Bradley (6-2 Jr. G) | 13.4 |
| Jodie Meeks (6-5 Fr. G) | 8.7 |
| Bobby Perry (6-8 Sr. F) | 8.4 |

BILLY GILLISPIE ERA (2008-2009)

2007-08 (18-13, 12-4 SEC)

Coach: Billy Gillispie

| | | | | |
|------|----------------------|-------|-------|------|
| N.6 | 1 CENTRAL ARKANSAS | 20/nr | 67-40 | W |
| N.7 | 1 GARDNER-WEBB | 20/NR | 68-84 | L |
| N.21 | LIBERTY | NR/NR | 80-54 | W |
| N.24 | TEXAS SOUTHERN | NR/NR | 83-35 | W |
| N.27 | STONY BROOK | NR/NR | 62-52 | W |
| D.1 | NORTH CAROLINA | NR/1 | 77-86 | L |
| D.8 | at Indiana | NR/15 | 51-70 | L |
| D.15 | 2 vs. UAB | NR/NR | 76-79 | L |
| D.18 | at Houston | NR/NR | 69-83 | L |
| D.22 | TENNESSEE TECH | NR/NR | 69-47 | W |
| D.29 | SAN DIEGO | NR/NR | 72-81 | L |
| D.31 | FLORIDA INT | NR/NR | 92-49 | W |
| J.5 | LOUISVILLE | NR/NR | 75-89 | L |
| J.12 | * VANDERBILT | NR/13 | 79-73 | W OT |
| J.15 | * at Mississippi St. | NR/NR | 69-64 | L |
| J.19 | * at Florida | NR/NR | 70-81 | L OT |

| | | | | |
|------|---------------------|-------|-------|---|
| J.22 | * TENNESSEE | NR/8 | 72-66 | W |
| J.26 | * SOUTH CAROLINA | NR/NR | 78-70 | W |
| F.2 | * at Georgia | NR/NR | 63-58 | W |
| F.6 | * at Auburn | NR/NR | 66-63 | W |
| F.9 | * ALABAMA | NR/NR | 62-52 | W |
| F.12 | * at Vanderbilt | NR/24 | 52-93 | L |
| F.16 | * at LSU | NR/NR | 67-63 | W |
| F.19 | * GEORGIA | NR/NR | 61-55 | W |
| F.23 | * ARKANSAS | NR/NR | 63-58 | W |
| F.27 | * OLE MISS | NR/NR | 58-54 | W |
| M.2 | * at Tennessee | NR/2 | 60-63 | L |
| M.5 | * at South Carolina | NR/NR | 71-63 | W |
| M.9 | * FLORIDA | NR/NR | 75-70 | W |

SEC Tournament (Atlanta)

| | | | | |
|------|---------------|-------|-------|------|
| M.15 | 3 vs. Georgia | NR/NR | 56-60 | L OT |
|------|---------------|-------|-------|------|

NCAA First/Second Rounds (Anaheim, Calif.)

| | | | | |
|------|-----------------|-------|-------|---|
| M.20 | 4 vs. Marquette | NR/25 | 66-74 | L |
|------|-----------------|-------|-------|---|

2129-2029

- 2k Sports College Hoops Classic (Lexington, Ky.)
- Freedom Hall (Louisville, Ky.)
- Alexander Memorial Coliseum- Ga. Tech (Atlanta)
- Honda Center (Anaheim, Calif.)

LEADING SCORERS

| | |
|------------------------------|------|
| Joe Crawford (6-5, Sr.) | 17.9 |
| Patrick Patterson (6-8, Fr.) | 16.4 |
| Ramel Bradley (6-2, Sr.) | 15.9 |
| Jodie Meeks (6-4, So.) | 8.8 |
| Perry Stevenson (6-9, So.) | 5.9 |

2008-09 (22-14, 8-8 SEC)

Coach: Billy Gillispie

| | | | | |
|------|----------------------|-------|---------|---|
| N.14 | VMI | NR/NR | 103-111 | L |
| N.18 | at North Carolina | NR/1 | 58-77 | L |
| N.22 | 1 DELAWARE ST. | NR/NR | 71-42 | W |
| N.24 | 1 LONGWOOD | NR/NR | 91-57 | W |
| N.28 | 2 vs. Kansas State | NR/NR | 74-72 | W |
| N.29 | 2 vs. WEST VIRGINIA | NR/NR | 54-43 | W |
| D.3 | LAMAR | NR/NR | 103-61 | W |
| D.6 | MIAMI (FLA) | NR/21 | 67-73 | L |
| D.7 | MISS. VALLEY ST. | NR/NR | 88-65 | W |
| D.13 | INDIANA | NR/NR | 72-54 | W |
| D.20 | 3 vs. Appalachian St | NR/NR | 93-69 | W |
| D.22 | TENNESSEE ST. | NR/NR | 102-58 | W |
| D.27 | FLA ATLANTIC | NR/NR | 76-69 | W |
| D.29 | CENTRAL MICH. | NR/NR | 84-52 | W |
| J.4 | at Louisville | NR/18 | 71-74 | L |
| J.10 | * VANDERBILT | NR/NR | 70-60 | W |
| J.13 | * at Tennessee | NR/24 | 90-72 | W |
| J.18 | * at Georgia | NR/NR | 68-45 | W |
| J.21 | * AUBURN | NR/NR | 73-64 | W |
| J.24 | * at Alabama | NR/NR | 61-51 | W |
| J.27 | * at Ole Miss | NR/NR | 80-85 | L |
| J.31 | * S. CAROLINA | NR/NR | 77-78 | L |
| F.3 | * MISSISSIPPI ST. | NR/NR | 57-66 | L |
| F.10 | * FLORIDA | NR/NR | 68-65 | W |
| F.14 | * at Arkansas | NR/NR | 79-63 | W |
| F.17 | * at Vanderbilt | NR/NR | 64-77 | L |
| F.21 | * TENNESSEE | NR/NR | 77-58 | W |
| F.25 | * at South Carolina | NR/NR | 59-77 | L |
| F.28 | * LSU | NR/18 | 70-73 | L |
| M.4 | * GEORGIA | NR/NR | 85-90 | L |
| M.7 | * at Florida | NR/NR | 53-60 | L |

SEC Tournament (Tampa, Fla.)

| | | | | |
|------|----------------|-------|-------|---|
| M.12 | 4 vs. Ole Miss | NR/NR | 71-58 | W |
| M.13 | 4 vs. LSU | NR/20 | 58-67 | L |

NIT

| | | | | |
|------|-----------------|-------|-------|---|
| M.17 | 5 UNLV | NR/NR | 70-60 | W |
| M.23 | 6 at Creighton | NR/NR | 65-63 | W |
| M.25 | 7 at Notre Dame | NR/NR | 67-77 | L |

2669-2386

- Las Vegas Invitational (Lexington, Ky.)
- Las Vegas Invitational (Orleans Arena | Las Vegas, Nev.)
- Freedom Hall (Louisville)
- St. Pete Times Forum (Tampa, Fla.)
- Memorial Coliseum (Lexington, Ky.)
- Qwest Center (Omaha, Neb.)
- Joyce Center (South Bend, Ind.)

LEADING SCORERS

| | |
|---------------------------------|------|
| Jodie Meeks (6-4, Jr., G) | 23.7 |
| Patrick Patterson (6-9, So., F) | 17.9 |
| Perry Stevenson (6-9, Jr., F) | 7.8 |
| Ramon Harris (6-7, Jr., G) | 5.5 |
| Darius Miller (6-7, Fr., G) | 5.3 |

JOHN CALIPARI ERA (2010-PRES.)
2009-10 (35-3, 14-2 SEC)

SEC Champions | SEC East Champions | SEC Tournament Champions | Ranked 2nd AP, 5th USA Today/ESPN

Coach: John Calipari

| | | | | |
|------|----------------------|------|--------|------|
| N.13 | MOREHEAD STATE | 4/NR | 75-59 | W |
| N.16 | MIAMI (OHIO) | 4/NR | 72-70 | W |
| N.19 | 1 SAM HOUSTON ST. | 4/NR | 102-92 | W |
| n.21 | 1 RIDER | 4/NR | 92-63 | W |
| N.24 | 2 vs. Cleveland St. | 5/NR | 73-49 | W |
| N.25 | 2 vs. Stanford | 5/NR | 73-65 | W OT |
| N.30 | 3 vs. UNC Asheville | 5/NR | 94-57 | W |
| D.5 | NORTH CAROLINA | 5/10 | 68-66 | W |
| d.9 | 4 at Connecticut | 4/14 | 64-61 | W |
| D.12 | at Indiana | 4/NR | 90-73 | W |
| D.19 | AUSTIN PEAY | 3/NR | 90-69 | W |
| D.21 | DREXEL | 3/NR | 88-44 | W |
| D.23 | LONG BEACH ST. | 3/NR | 86-73 | W |
| D.29 | HARTFORD | 3/NR | 104-61 | W |
| J.2 | LOUISVILLE | 3/NR | 71-62 | W |
| J.9 | * GEORGIA | 3/NR | 76-68 | W |
| J.12 | * at Florida | 2/NR | 89-77 | W |
| J.16 | * at Auburn | 2/NR | 72-67 | W |
| J.23 | * ARKANSAS | 2/NR | 101-70 | W |
| J.26 | * at South Carolina | 1/NR | 62-68 | L |
| F.30 | * VANDERBILT | 1/21 | 85-72 | W |
| J.2 | * OLE MISS | 4/25 | 85-75 | W |
| F.6 | * at LSU | 4/NR | 81-55 | W |
| F.9 | * ALABAMA | 3/NR | 66-55 | W |
| F.13 | * TENNESSEE | 3/12 | 73-62 | W |
| F.16 | * at Mississippi St. | 3/NR | 81-75 | W OT |
| F.20 | * at Vanderbilt | 2/17 | 58-56 | W |
| F.25 | * SOUTH CAROLINA | 2/NR | 82-61 | W |
| F.27 | * at Tennessee | 2/19 | 65-74 | L |
| M.3 | * at Georgia | 3/NR | 80-69 | W |
| M.7 | * FLORIDA | 3/NR | 74-66 | W |

SEC Tournament (Nashville, Tenn.)

| | | | | |
|------|-----------------------|------|-------|------|
| M.12 | 5 vs. Alabama | 2/NR | 73-67 | W |
| M.13 | 5 vs. Tennessee | 2/15 | 74-45 | W |
| M.14 | 5 vs. Mississippi St. | 2/NR | 75-74 | W OT |

NCAA First/Second Rds. (New Orleans)

| | | | | |
|------|----------------------|------|--------|---|
| M.18 | 6 vs. East Tenn. St. | 2/NR | 100-71 | W |
| M.20 | 6 vs. Wake Forest | 2/NR | 90-60 | W |

NCAA East Regional (Syracuse, N.Y.)

| | | | | |
|------|---------------------|------|-------|---|
| M.25 | 7 vs. Cornell | 2/NR | 62-45 | W |
| M.27 | 7 vs. West Virginia | 2/6 | 66-73 | L |

3012-2468

- Cancun Challenge (Rupp Arena | Lexington, Ky.)
- Cancun Challenge (Moon Palace Resort | Cancun, Mexico)
- Freedom Hall (Louisville, Ky.)
- SEC-East Challenge (Madison Square Garden | New York)
- Bridgestone Arena (Nashville, Tenn.)
- New Orleans Arena (New Orleans)
- Carrier Dome (Syracuse, N.Y.)

LEADING SCORERS

| | |
|------------------------------|------|
| John Wall (6-4, Fr.) | 16.6 |
| DeMarcus Cousins (6-11, Fr.) | 15.1 |
| Patrick Patterson (6-9, Jr.) | 14.3 |
| Eric Bledsoe (6-1, Fr.) | 11.3 |
| Darius Miller (6-7, So.) | 6.5 |

2010 Canada Exhibition Tour

| | | | |
|--------|-----------------|--------|---|
| Aug.15 | Windsor | 95-62 | W |
| Aug.16 | Western Ontario | 96-68 | W |
| Aug.17 | Windsor | 104-75 | W |

2010-11 (29-9, 10-6 SEC)

SEC Tournament Champions | NCAA Final Four | Ranked 11th AP, 3rd USA Today/ESPN

Coach: John Calipari

| | | | | |
|------|---------------------|-------|-------|---|
| N.12 | E. TENNESSEE ST. | 11/NR | 88-65 | W |
| N.19 | 1 Portland | 12/NR | 79-48 | W |
| N.22 | 2 Oklahoma | 8/NR | 76-64 | W |
| N.23 | 2 Washington | 8/13 | 74-67 | W |
| N.24 | 2 Connecticut | 8/NR | 67-84 | L |
| N.30 | BOSTON | 10/NR | 91-57 | W |
| D.4 | at North Carolina | 10/NR | 73-75 | L |
| D.8 | 3 Notre Dame | 17/23 | 72-58 | W |
| D.11 | INDIANA | 17/NR | 81-62 | W |
| D.18 | MISS. VALLEY ST. | 17/NR | 85-60 | W |
| D.22 | WINTHROP | 13/NR | 89-52 | W |
| D.28 | COPPIN STATE | 11/NR | 91-61 | W |
| D.31 | at Louisville | 11/22 | 78-63 | W |
| J.3 | PENN | 10/NR | 86-62 | W |
| J.8 | * at Georgia | 10/NR | 70-77 | L |
| J.11 | * AUBURN | 13/NR | 78-54 | W |
| J.15 | * LSU | 13/NR | 82-44 | W |
| J.18 | * at Alabama | 12/NR | 66-68 | L |
| J.22 | * at South Carolina | 12/NR | 67-58 | W |

| | | | | |
|------|---------------------|-------|-------|------|
| J.29 | * GEORGIA | 14/NR | 66-60 | W |
| F.1 | * at Ole Miss | 10/NR | 69-71 | L |
| F.5 | * at Florida | 10/NR | 68-70 | L |
| F.8 | * TENNESSEE | 18/NR | 73-61 | W |
| F.12 | * at Vanderbilt | 18/23 | 77-81 | L |
| F.15 | * MISSISSIPPI STATE | 22/NR | 85-79 | W |
| F.19 | * SOUTH CAROLINA | 22/NR | 90-59 | W |
| F.23 | * at Arkansas | 22/NR | 76-77 | L OT |
| F.26 | * FLORIDA | 22/13 | 76-68 | W</ |

| | |
|--|--|
| 1 Champions Classic (Madison Square Garden New York) | |
| 2 Hall of Fame Tip-off (Mohegan Sun Uncasville, Conn.) | |
| 3 Freedom Hall (Louisville, Ky.) | |
| 4 Superdome (New Orleans) | |
| 5 KFC Yum! Center (Louisville, Ky.) | |
| 6 Georgia Dome (Atlanta) | |
| 7 Superdome (New Orleans) | |

| LEADING SCORERS | |
|-------------------------------------|------|
| Anthony Davis (6-10 Fr. F) | 14.2 |
| Doron Lamb (6-4 So. G) | 13.7 |
| Terrence Jones (6-9, So. F) | 12.3 |
| Michael Kidd-Gilchrist (6-7, Fr. F) | 11.9 |
| Marquis Teague (6-2, Fr. G) | 10.0 |

2012-13 (21-12, 12-6 SEC)

| | | | |
|----------------------|---|-------------------|------------------|
| Coach: John Calipari | | | |
| N.9 | 1 | vs. Maryland | 3/NR 72-69 W |
| N.13 | 2 | vs. Duke | 3/9 68-75 L |
| N.16 | 3 | LAFAYETTE | 3/NR 101-49 W |
| N.21 | 3 | MOREHEAD STATE | 8/NR 81-70 W |
| N.23 | 3 | LIU-BROOKLYN | 8/NR 104-75 W |
| N.29 | 4 | at Notre Dame | 8/NR 50-64 L |
| D.1 | | BAYLOR | 8/NR 55-64 L |
| D.4 | | SAMFORD | NR/NR 88-56 W |
| D.8 | | PORTLAND | NR/NR 74-46 W |
| D.15 | | LIPSCOMB | NR/NR 88-50 W |
| D.22 | | MARSHALL | NR/NR 82-54 W |
| D.29 | | at Louisville | NR/4 77-80 L |
| J.2 | | EASTERN MICHIGAN | NR/NR 90-38 W |
| J.10 | * | at Vanderbilt | NR/NR 60-58 W |
| J.12 | * | TEXAS A&M | NR/NR 71-83 L |
| J.15 | * | TENNESSEE | NR/NR 75-65 W |
| J.19 | * | at Auburn | NR/NR 75-53 W |
| J.22 | * | at Alabama | NR/NR 55-59 L |
| J.26 | * | LSU | NR/NR 75-70 W |
| J.29 | * | at Ole Miss | NR/16 87-74 W |
| F.2 | * | at Texas A&M | NR/NR 72-68 W OT |
| F.5 | * | SOUTH CAROLINA | NR/NR 77-55 W |
| F.9 | * | AUBURN | NR/NR 72-62 W |
| F.12 | * | at Florida | 25/7 52-69 L |
| F.16 | * | at Tennessee | 25/NR 58-88 L |
| F.20 | * | VANDERBILT | NR/NR 74-70 W |
| F.23 | * | MISSOURI | NR/NR 90-83 W OT |
| F.27 | * | MISSISSIPPI STATE | NR/NR 85-55 W |
| M.2 | * | at Arkansas | NR/NR 60-73 L |
| M.7 | * | at Georgia | NR/NR 62-72 L |
| M.9 | * | FLORIDA | NR/11 61-57 W |

| SEC Tournament (Nashville) | | | |
|--------------------------------------|---|---------------|---------------|
| M.15 | 5 | Vanderbilt | NR/NR 48-64 L |
| NIT First Round (Moon Township, Pa.) | | | |
| M.19 | 6 | Robert Morris | NR/NR 57-59 L |

2396-2127

- Barclays Center Classic (Barclays Center | Brooklyn, N.Y.)
- State Farm Champions Classic (Georgia Dome | Atlanta)
- Barclays Center Classic (Rupp Arena)
- SEC/Big East Challenge (South Bend, Ind.)
- Bridgestone Arena (Nashville, Tenn.)
- SeWall Center (Moon Township, Pa.)

LEADING SCORERS

| | |
|------------------------------|------|
| Archie Goodwin (6-4.5 Fr. G) | 14.1 |
| Alex Poythress (6-7 Fr. F) | 11.2 |
| Nerlens Noel (6-10 Fr. F) | 10.5 |
| Kyle Wiltjer (6-10 So. F) | 10.2 |
| Ryan Harrow (6-2 So. G) | 9.9 |

2013-14 (29-11, 12-6 SEC)

| | | | |
|--|---|--------------------|------------------|
| National Runner-Up Keightley Classic Champions Ranked 18th AP, 2nd Coaches Coach: John Calipari | | | |
| N.8 | | UNC ASHEVILLE | 1/NR 89-57 W |
| N.10 | | NORTHERN KY. | 1/NR 93-63 W |
| N.12 | 1 | vs. Michigan State | 1/2 74-77 L |
| N.17 | 2 | ROBERT MORRIS | 1/NR 87-49 W |
| N.19 | 2 | UT-ARLINGTON | 4/NR 105-76 W |
| N.25 | 2 | CLEVELAND STATE | 3/NR 68-61 W |
| N.27 | 2 | EASTERN MICHIGAN | 3/NR 81-63 W |
| D.1 | 3 | vs. Providence | 3/NR 79-65 W |
| D.6 | 4 | vs. Baylor | 3/20 62-67 L |
| D.10 | | BOISE STATE | 11/NR 70-55 W |
| D.14 | | at North Carolina | 11/18 77-82 L |
| D.21 | | BELMONT | 19/NR 93-80 W |
| D.28 | | LOUISVILLE | 19/6 73-66 W |
| J.8 | * | MISSISSIPPI STATE | 14/NR 85-63 W |
| J.11 | * | at Vanderbilt | 14/NR 71-62 W |
| J.14 | * | at Arkansas | 13/NR 85-87 L OT |
| J.18 | * | TENNESSEE | 13/NR 74-66 W |
| J.21 | * | TEXAS A&M | 14/NR 68-51 W |
| J.25 | * | GEORGIA | 14/NR 79-54 W |
| J.28 | * | at LSU | 11/NR 82-87 L |

| | | | |
|------|---|--------------------|------------------|
| F.1 | * | at Missouri | 11/NR 84-79 W |
| F.4 | * | OLE MISS | 18/NR 80-64 W |
| F.8 | * | at Mississippi St. | 18/NR 69-59 W |
| F.12 | * | at Auburn | 14/NR 64-56 W |
| F.15 | * | FLORIDA | 14/3 59-69 L |
| F.18 | * | at Ole Miss | 18/NR 84-70 W |
| F.22 | * | LSU | 18/NR 77-76 W OT |
| F.27 | * | ARKANSAS | 17/NR 67-71 L OT |
| M.1 | * | at South Carolina | 17/NR 67-72 L |
| M.4 | * | ALABAMA | 25/NR 55-48 W |
| M.8 | * | at Florida | 25/1 65-84 L |

| SEC Tournament (Atlanta) | | | |
|--------------------------|---|-------------|---------------|
| M.14 | 5 | vs. LSU | RV/NR 85-67 W |
| M.15 | 5 | vs. Georgia | RV/NR 70-58 W |
| M.16 | 5 | vs. Florida | RV/1 60-61 L |

| NCAA Second/Third Rounds (St. Louis) | | | |
|--------------------------------------|---|-------------------|---------------|
| M.21 | 6 | vs. Kansas State | RV/NR 56-49 W |
| M.23 | 6 | vs. Wichita State | RV/2 78-76 W |

| NCAA Midwest Regional (Indianapolis) | | | |
|--------------------------------------|---|----------------|--------------|
| M.28 | 7 | vs. Louisville | RV/5 74-69 W |
| M.30 | 7 | vs. Michigan | RV/7 75-72 W |

| NCAA Final Four (Arlington, Texas) | | | |
|------------------------------------|---|-----------------|---------------|
| A.5 | 8 | vs. Wisconsin | RV/12 74-73 W |
| A.7 | 8 | vs. Connecticut | RV/18 54-60 L |

2992-2665

- State Farm Champions Classic (United Center | Chicago)
- Keightley Classic (Rupp Arena | Lexington, Ky.)
- Barclays Center (Brooklyn, N.Y.)
- Big 12/SEC Challenge (AT&T Stadium | Arlington, Texas)
- Georgia Dome (Atlanta)
- Scottrade Center (St. Louis)
- Lucas Oil Stadium (Indianapolis)
- AT&T Stadium (Arlington, Texas)

LEADING SCORERS

| | |
|----------------------------------|------|
| Julius Randle (6-9 Fr. F) | 15.0 |
| James Young (6-7 Fr. G/F) | 14.3 |
| Aaron Harrison (6-6, Fr. G) | 13.7 |
| Andrew Harrison (6-6, Fr. G) | 10.9 |
| Willie Cauley-Stein (7-0, So. F) | 6.8 |

| 2014 Big Blue Bahamas (Not counted in win-loss record) | | | |
|--|--|----------------------|---------|
| Aug. 10 | | Puerto Rico Reserves | 74-49 W |
| Aug. 11 | | Chalons-Reims | 81-58 W |
| Aug. 12 | | Puerto Rico Reserves | 93-57 W |
| Aug. 15 | | Dominican Republic | 84-71 W |
| Aug. 16 | | Chalons-Reims | 77-72 W |
| Aug. 17 | | Dominican Republic | 62-63 L |

2014-15 (38-1, 18-0 SEC)

| NCAA Final Four SEC Champions SEC Tournament Champions Cawood Ledford Classic Champions Ranked 1st AP, 3rd Coaches Coach: John Calipari | | | |
|--|---|--------------------|------------------|
| N.14 | 1 | GRAND CANYON | 1/NR 85-45 W |
| N.16 | 1 | BUFFALO | 1/NR 71-52 W |
| N.18 | 2 | vs. Kansas | 1/5 72-40 W |
| N.21 | | BOSTON | 1/NR 89-65 W |
| N.23 | 1 | MONTANA STATE | 1/NR 86-28 W |
| N.25 | 1 | UT ARLINGTON | 1/NR 92-44 W |
| N.30 | | PROVIDENCE | 1/RV 58-38 W |
| D.5 | 3 | TEXAS | 1/6 63-51 W |
| D.7 | | EASTERN KY. | 1/NR 82-49 W |
| D.10 | | COLUMBIA | 1/NR 56-46 W |
| D.13 | | N. CAROLINA | 1/21 84-70 W |
| D.20 | 4 | vs. UCLA | 1/NR 83-44 W |
| D.27 | | at Louisville | 1/4 58-50 W |
| J.6 | * | OLE MISS | 1/NR 89-86 W OT |
| J.10 | * | at Texas A&M | 1/NR 70-64 W 2OT |
| J.13 | * | MISSOURI | 1/NR 86-37 W |
| J.17 | * | at Alabama | 1/NR 70-48 W |
| J.20 | * | VANDERBILT | 1/NR 65-57 W |
| J.24 | * | at South Carolina | 1/NR 58-43 W |
| J.29 | * | at Missouri | 1/NR 69-53 W |
| J.31 | * | ALABAMA | 1/NR 70-55 W |
| F.3 | * | GEORGIA | 1/NR 69-58 W |
| F.7 | * | at Florida | 1/NR 68-61 W |
| F.10 | * | at LSU | 1/NR 71-69 W |
| F.14 | * | S. CAROLINA | 1/NR 77-43 W |
| F.17 | * | at Tennessee | 1/NR 66-48 W |
| F.21 | * | AUBURN | 1/NR 110-75 W |
| F.25 | * | at Mississippi St. | 1/NR 74-56 W |
| F.28 | * | ARKANSAS | 1/18 84-67 W |
| M.3 | * | at Georgia | 1/NR 72-64 W |
| M.7 | * | FLORIDA | 1/NR 67-50 W |

| SEC Tournament (Nashville, Tenn.) | | | |
|-----------------------------------|---|---------------|------------------|
| M.11 | 6 | vs. Alabama | 16/NR 85-59 W |
| M.12 | 6 | vs. Georgia | 16/NR 93-80 W |
| M.13 | 6 | vs. Texas A&M | 16/17 82-77 W OT |

| NCAA First/Second Rounds (Des Moines, Iowa) | | | |
|---|---|-----------------|---------------|
| M.17 | 7 | vs. Stony Brook | 10/NR 85-57 W |
| M.19 | 7 | vs. Indiana | 10/14 67-73 L |

2861-2451

- Hoopball Miami Invitational (Rupp Arena | Lexington, Ky.)
- State Farm Champions Classic (United Center | Chicago)
- Hoopball Miami Invitational (American Airlines Arena | Miami)
- CBS Sports Classic (Barclays Center | Brooklyn, N.Y.)
- SEC/Big 12 Challenge (Allen Fieldhouse | Lawrence, Kan.)
- Bridgestone Arena (Nashville, Tenn.)
- Wells Fargo Arena (Des Moines, Iowa)

LEADING SCORERS

| | |
|-----------------------------|------|
| Jamal Murray (6-4 Fr. G) | 20.0 |
| Tyler Ulis (5-9 So. G) | 17.3 |
| Alex Poythress (6-8, Sr. F) | 10.2 |
| Isaiah Briscoe (6-3, Fr. G) | 9.6 |
| Derek Willis (6-9, Jr. F) | 7.7 |

| SEC Tournament (Nashville, Tenn.) | | | |
|-----------------------------------|---|--------------|--------------|
| M.13 | 5 | vs. Florida | 1/NR 64-49 W |
| M.14 | 5 | vs. Auburn | 1/NR 91-67 W |
| M.15 | 5 | vs. Arkansas | 1/21 78-63 W |

| NCAA Second/Third Rounds (Louisville, Ky.) | | | |
|--|---|----------------|--------------|
| M.19 | 6 | vs. Hampton | 1/NR 79-56 W |
| M.21 | 6 | vs. Cincinnati | 1/NR 64-51 W |

| NCAA Midwest Regional (Cleveland) | | | |
|-----------------------------------|---|-------------------|--------------|
| M.26 | 7 | vs. West Virginia | 1/20 78-39 W |
| M.28 | 7 | vs. Notre Dame | 1/8 68-66 W |

| NCAA Final Four (Indianapolis) | | | |
|--------------------------------|---|---------------|-------------|
| A.4 | 8 | vs. Wisconsin | 1/3 64-71 L |

2900-2118

- Cawood Ledford Classic (Rupp Arena | Lexington, Ky.)
- State Farm Champions Classic (Bankers Life Fieldhouse | Indianapolis)
- SEC/Big 12 Challenge (Rupp Arena | Lexington, Ky.)
- CBS Sports Classic (United Center | Chicago)
- Bridgestone Arena (Nashville, Tenn.)
- KFC Yum! Center (Louisville, Ky.)
- Quicken Loans Arena (Cleveland)
- Lucas Oil Stadium (Indianapolis)

LEADING SCORERS

| | |
|----------------------------------|------|
| Aaron Harrison (6-6 So. G) | 11.0 |
| Karl-Anthony Towns (6-11 Fr. F) | 10.3 |
| Devin Booker (6-6, Fr. G) | 10.0 |
| Andrew Harrison (6-6, So. G) | 9.3 |
| Willie Cauley-Stein (7-0, Jr. F) | 8.9 |

2015-16 (27-9, 13-5 SEC)

| SEC Champions SEC Tournament Champions Hoopball Miami Invitational Champions Ranked 10th AP, 16th Coaches Coach: John Calipari | | | |
|---|---|-------------------|------------------|
| N.13 | 1 | ALBANY | 2/NR 78-65 W |
| N.14 | 1 | NJIT | 2/NR 87-57 W |
| N.17 | 2 | vs. Duke | 2/5 74-63 W |
| N.20 | | WRIGHT STATE | 2/NR 78-63 W |
| N.24 | 1 | BOSTON U. | 1/NR 82-62 W |
| N.27 | 3 | vs. South Florida | 1/NR 84-63 W |
| N.30 | | ILLINOIS STATE | 1/NR 75-63 W |
| D.3 | | at UCLA | 1/NR 77-87 L |
| D.9 | | EASTERN KY. | 5/NR 88-67 W |
| D.12 | | ARIZONA STATE | 5/NR 72-58 W |
| D.19 | 4 | vs. Ohio State | 4/NR 67-74 L |
| D.26 | | LOUISVILLE | 12/16 75-73 W |
| J.2 | * | OLE MISS | 10/NR 83-61 W |
| J.5 | * | at LSU | 9/NR 67-85 L |
| J.9 | * | at Alabama | 9/NR 77-61 W |
| J.12 | * | MISSISSIPPI STATE | 14/NR 80-74 W |
| J.16 | * | at Auburn | 14/NR 70-75 L |
| J.21 | * | at Arkansas | 23/NR 80-66 W |
| J.23 | * | VANDERBILT | 23/NR 76-57 W |
| J.27 | * | MISSOURI | 20/NR 88-54 W |
| J.30 | 5 | at Kansas | 20/4 84-90 L OT |
| F.2 | * | at Tennessee | 20/NR 77-84 L |
| F.6 | * | FLORIDA | 20/RV 80-61 W |
| F.9 | * | GEORGIA | 22/NR 82-48 W |
| F.13 | * | at S. Carolina | 22/RV 89-62 W |
| F.18 | * | TENNESSEE | 14/NR 80-70 W |
| F.20 | * | at Texas A&M | 14/RV 77-79 L OT |
| F.23 | * | ALABAMA | 16/NR 78-53 W |
| F.27 | * | at Vanderbilt | 16/NR 62-74 L |
| M.1 | * | at Florida | 22/NR 88-79 W |
| M.5 | * | LSU | 22/NR 94-77 W |

LEADING SCORERS

| | |
|-----------------------------|------|
| Malik Monk (6-3 Fr. G) | 19.8 |
| De'Aaron Fox (6-3 Fr. G) | 16.7 |
| Bam Adebayo (6-10, Fr. F) | 13.0 |
| Isaiah Briscoe (6-3, So. G) | 12.1 |
| Derek Willis (6-9, Sr. F) | 7.0 |

2016-17 (27-9, 13-5 SEC)

| SEC Champions SEC Tournament Champions Atlantic Showcase Champions Ranked 6th AP, 5th Coaches Coach: John Calipari | | | |
|---|---|----------------------|----------------|
| N.11 | | STEPHEN F. AUSTIN | 2/NR 87-64 W |
| N.13 | 1 | CANISIUS | 2/NR 93-69 W |
| N.15 | 2 | vs. Michigan State | 2/13 69-48 W |
| N.20 | 1 | DUQUESNE | 2/NR 93-59 W |
| N.23 | 1 | CLEVELAND STATE | 1/NR 101-70 W |
| N.25 | 1 | UT MARTIN | 1/NR 111-76 W |
| N.28 | 3 | vs. Arizona State | 1/NR 115-69 W |
| D.3 | | UCLA | 1/11 92-97 L |
| D.7 | | VALPARAISO | 6/RV 87-63 W |
| D.11 | 4 | vs. Hofstra | 6/NR 96-73 W |
| D.17 | 5 | vs. North Carolina | 6/7 103-100 W |
| D.21 | | at Louisville | 6/10 70-73 L |
| D.29 | * | at Ole Miss | 8/NR 99-76 W |
| J.3 | * | TEXAS A&M | 6/NR 100-58 W |
| J.7 | * | ARKANSAS | 6/NR 97-71 W |
| J.10 | * | at Vanderbilt | 6/NR 87-81 W |
| J.14 | * | AUBURN | 6/NR 92-72 W |
| J.17 | * | at Mississippi State | 5/NR 88-81 W |
| J.21 | * | SOUTH CAROLINA | 5/24 85-69 W</ |

SERIES RECORDS VS. OPPONENTS

| SCHOOL | W | L | LAST TIME | DATE |
|----------------------|-----|----|-----------|------------|
| Advent Memorial | 0 | 1 | L, 41-27 | 1/18/1909 |
| Air Force | 1 | 0 | W, 78-58 | 12/17/1965 |
| Akron | 2 | 0 | W, 83-64 | 11/28/1981 |
| Alabama | 110 | 37 | W, 79-74 | 3/11/2017 |
| Alaska-Anchorage | 5 | 0 | W, 62-42 | 12/27/1999 |
| Albany | 1 | 0 | W, 78-65 | 11/13/2015 |
| Alcorn State | 1 | 0 | W, 94-63 | 1/2/2003 |
| Alumni | 4 | 0 | W, 62-25 | 12/7/1940 |
| American | 1 | 0 | W, 75-52 | 12/23/1997 |
| Appalachian State | 1 | 0 | W, 93-69 | 12/20/2008 |
| Arizona | 2 | 3 | L, 63-51 | 11/26/1999 |
| Arizona State | 5 | 0 | W, 115-69 | 11/28/2016 |
| Arkansas | 30 | 11 | W, 82-65 | 3/12/2017 |
| Arkansas-Little Rock | 1 | 0 | W, 73-51 | 1/3/2012 |
| Arkansas State | 1 | 0 | W, 75-6 | 1/8/1945 |
| Army | 1 | 0 | W, 80-65 | 12/21/1968 |
| Ashland YMCA | 2 | 0 | W, 30-19 | 1/20/1914 |
| Auburn | 92 | 18 | W, 92-72 | 1/14/2017 |
| Austin Peay | 5 | 0 | W, 90-69 | 12/19/2009 |
| Ball State | 1 | 0 | W, 73-53 | 11/23/2004 |
| Baylor | 7 | 2 | L, 67-62 | 12/6/2013 |
| Belmont | 1 | 0 | W, 93-80 | 12/21/2013 |
| Berea | 11 | 0 | W, 56-32 | 12/4/1944 |
| Bethany | 1 | 0 | W, 24-11 | 2/4/1911 |
| Boise State | 1 | 0 | W, 70-55 | 12/10/2013 |
| Boston University | 5 | 0 | W, 82-62 | 11/24/2015 |
| Bowling Green | 2 | 1 | L, 56-54 | 12/16/1988 |
| Bradley | 3 | 0 | W, 79-58 | 11/30/1979 |
| Buffalo | 1 | 0 | W, 71-52 | 11/16/2014 |
| Butler | 4 | 0 | W, 90-53 | 11/27/1982 |
| BYU | 3 | 0 | W, 79-58 | 3/17/1984 |
| California | 2 | 0 | W, 89-71 | 11/28/1988 |
| Campbell | 1 | 0 | W, 82-50 | 12/29/2004 |
| Canisius | 3 | 0 | W, 93-69 | 11/13/2016 |
| Carnegie Tech | 2 | 0 | W, 61-14 | 12/28/1943 |
| Centenary | 3 | 1 | W, 70-18 | 12/27/1940 |
| Central^ | 7 | 9 | W, 52-10 | 2/1/1912 |
| Central Arkansas | 1 | 0 | W, 67-40 | 11/06/2007 |
| Central Michigan | 2 | 0 | W, 84-52 | 12/29/2008 |
| Centre^ | 18 | 10 | W, 47-11 | 2/13/1929 |
| Chaminade | 1 | 0 | W, 89-57 | 11/26/1985 |
| Charlotte | 2 | 0 | W, 84-81 | 12/19/1987 |
| Chattanooga | 12 | 0 | W, 87-62 | 12/17/2011 |

| SCHOOL | W | L | LAST TIME | DATE |
|--------------------------|-----|----|-----------|------------|
| Chicago | 2 | 0 | W, 42-16 | 1/2/1935 |
| Christ Church | 0 | 4 | L, 30-19 | 3/1/1913 |
| Cincinnati | 28 | 10 | W, 64-51 | 3/21/2015 |
| Cincinnati YMCA | 0 | 2 | L, 38-9 | 1/27/1906 |
| City College of New York | 0 | 1 | L, 89-50 | 3/14/1950 |
| Clemson | 12 | 4 | W, 76-61 | 11/29/1997 |
| Cleveland State | 3 | 0 | W, 101-70 | 11/23/2016 |
| College of Charleston | 2 | 0 | W, 77-61 | 11/28/2006 |
| Colorado | 1 | 0 | W, 64-52 | 11/26/1998 |
| Columbia | 2 | 0 | W, 56-46 | 12/10/2014 |
| Coppin State | 2 | 0 | W, 91-61 | 12/28/2010 |
| Cornell | 1 | 1 | W, 62-45 | 3/25/2010 |
| Creighton | 8 | 4 | W, 65-63 | 3/23/2009 |
| Cumberland | 4 | 1 | W, 37-21 | 1/15/1921 |
| Dartmouth | 3 | 1 | W, 102-77 | 12/21/1973 |
| Davidson | 1 | 0 | W, 75-55 | 3/14/1986 |
| Dayton | 3 | 2 | L, 68-66 | 11/29/1999 |
| Delaware State | 1 | 0 | W, 71-42 | 11/22/2008 |
| DePaul | 18 | 3 | W, 87-81 | 11/20/2006 |
| DePauw | 1 | 3 | W, 38-35 | 2/4/1944 |
| Detroit Mercy | 1 | 1 | W, 83-46 | 12/7/1982 |
| Drexel | 1 | 0 | W, 88-44 | 12/21/2009 |
| Duke | 12 | 9 | W, 74-63 | 11/17/2015 |
| Duquesne | 2 | 0 | W, 93-59 | 11/20/2016 |
| Eastern Kentucky | 12 | 0 | W, 88-67 | 12/9/2015 |
| Eastern Michigan | 2 | 0 | W, 81-63 | 11/27/2013 |
| East Carolina | 1 | 0 | W, 86-52 | 12/20/1985 |
| East Tennessee State | 4 | 0 | W, 88-65 | 11/12/2010 |
| FIU | 1 | 0 | W, 92-49 | 12/31/2007 |
| Florida | 100 | 38 | W, 76-66 | 2/25/2017 |
| Florida A&M | 1 | 0 | W, 96-76 | 3/19/2004 |
| Florida Atlantic | 1 | 0 | W, 76-69 | 12/27/2008 |
| Florida State | 6 | 2 | W, 106-81 | 3/27/1993 |
| Fort Benning | 1 | 0 | W, 81-25 | 1/7/1946 |
| Fort Knox | 7 | 0 | W, 80-41 | 12/1/1947 |
| Furman | 1 | 0 | W, 104-73 | 12/19/1989 |
| Gardner-Webb | 0 | 1 | L, 68-84 | 11/07/2007 |
| George Washington | 1 | 0 | W, 70-55 | 11/24/1997 |
| Georgetown (Ky.) | 35 | 15 | W, 39-19 | 12/2/1938 |
| Georgetown | 0 | 2 | L, 53-40 | 3/31/1984 |
| Georgia | 124 | 26 | W, 71-60 | 3/10/2017 |
| Georgia State | 2 | 0 | W, 73-46 | 12/6/2005 |
| Georgia Tech | 56 | 15 | L, 86-84 | 12/9/2000 |

| SCHOOL | W | L | LAST TIME | DATE |
|---------------------|----|----|---------------|------------|
| Gonzaga | 1 | 0 | W, 80-72 | 11/27/2002 |
| Grand Canyon | 1 | 0 | W, 84-45 | 11/14/2004 |
| Great Lakes | 0 | 2 | L, 53-39 | 3/6/1943 |
| Hampton | 1 | 0 | W, 79-56 | 3/19/2015 |
| Hardin-Simmons | 1 | 0 | W, 83-55 | 12/1/1965 |
| Hartford | 1 | 0 | W, 104-61 | 12/29/2009 |
| Hawaii | 2 | 0 | W, 86-59 | 11/28/1987 |
| High Point | 3 | 0 | W, 75-55 | 11/29/2005 |
| Hofstra | 1 | 0 | W, 96-73 | 12/11/2016 |
| Holy Cross | 3 | 0 | W, 72-68 | 3/15/2001 |
| Houston | 3 | 1 | L, 69-83 | 12/18/2007 |
| Idaho | 2 | 0 | W, 91-35 | 12/17/1955 |
| Illinois | 11 | 4 | W, 54-51 | 3/24/1984 |
| Illinois State | 1 | 0 | W, 75-63 | 11/30/2015 |
| Indiana | 32 | 25 | L, 73-67 | 3/19/2016 |
| Indiana Central | 4 | 0 | W, 94-61 | 12/3/1949 |
| Iona | 6 | 0 | W, 73-67 | 12/23/2005 |
| Iowa | 5 | 3 | L, 67-63 | 11/21/2005 |
| Iowa State | 3 | 0 | W, 87-71 | 3/17/2012 |
| IUPUI | 1 | 0 | W, 95-64 | 3/21/2003 |
| Jacksonville | 1 | 1 | W, 107-91 | 12/18/1981 |
| Jacksonville State | 1 | 0 | W, 91-48 | 11/21/2000 |
| Kansas | 22 | 8 | L, 79-73 | 1/28/2017 |
| Kansas State | 9 | 0 | W, 56-49 | 3/21/2014 |
| Kent State | 1 | 0 | W, 82-68 | 11/28/2001 |
| Kentucky State | 1 | 0 | W, 118-63 | 12/15/2001 |
| *Kentucky Wesleyan | 8 | 2 | W, 57-18 | 12/10/1938 |
| Lafayette | 1 | 0 | W, 101-49 | 11/16/2012 |
| Lamar | 3 | 0 | W, 86-64 | 12/28/2011 |
| LaSalle | 3 | 0 | W, 109-77 | 12/2/1978 |
| Lexington High | 1 | 1 | L, 36-29 | 1/13/1911 |
| Lexington YMCA | 2 | 5 | L, 27-25 | 1/24/1913 |
| Liberty | 2 | 0 | W, 80-54 | 11/21/2007 |
| Lipscomb | 2 | 0 | W, 88-50 | 12/15/2012 |
| LIU Brooklyn | 3 | 1 | W, 104-75 | 11/23/2012 |
| Long Beach State | 1 | 0 | W, 86-73 | 12/23/2009 |
| Longwood | 1 | 0 | W, 91-57 | 11/24/2008 |
| Louisiana | 0 | 1 | L, 116-113 OT | 3/5/2016 |
| Louisville | 34 | 16 | L, 73-70 | 12/21/2016 |
| Louisville Coliseum | 1 | 1 | L, 30-18 | 2/22/1908 |
| Louisville YMCA | 1 | 0 | W, 30-21 | 1/17/1914 |
| Louisville YMHA | 1 | 0 | W, 59-12 | 1/31/1914 |
| Loyola (Ill.) | 4 | 3 | L, 100-91 | 3/14/1964 |



Kentucky and Florida will now meet twice a year as a part of the new SEC scheduling format.



UK has played Tennessee more than any other school in program history.

| SCHOOL | W | L | LAST TIME | DATE |
|--------------------------|-----|----|-----------|------------|
| Loyola (La.) | 1 | 0 | W, 86-64 | 12/30/1963 |
| Loyola (Md.) | 1 | 0 | W, 87-63 | 12/22/2011 |
| LSU | 88 | 26 | W, 92-85 | 2/7/2017 |
| Maine | 1 | 0 | W, 100-54 | 12/30/1980 |
| Marietta | 2 | 2 | L, 27-23 | 3/4/1916 |
| Marist | 1 | 0 | W, 108-58 | 11/11/2011 |
| Marquette | 7 | 7 | L, 66-74 | 3/20/2008 |
| Marshall | 12 | 0 | W, 82-54 | 12/22/2012 |
| Maryland | 8 | 5 | W, 72-69 | 11/9/2012 |
| Maryville | 5 | 0 | W, 53-14 | 12/13/1940 |
| Memphis | 0 | 1 | L, 80-63 | 11/22/2006 |
| Mercer | 2 | 1 | W, 82-51 | 11/19/1998 |
| Mexico | 3 | 0 | W, 56-26 | 1/24/1942 |
| Mexico YMCA | 1 | 0 | W, 25-14 | 1/8/1924 |
| Miami (Fla.) | 3 | 1 | L, 67-73 | 12/6/2008 |
| Miami (Ohio) | 22 | 4 | W, 72-70 | 11/16/2009 |
| Michigan | 5 | 2 | W, 75-72 | 3/30/2014 |
| Michigan State | 13 | 11 | W, 69-48 | 11/15/2016 |
| Middle Tennessee | 0 | 1 | L, 50-44 | 3/11/1982 |
| Minnesota | 4 | 1 | W, 78-69 | 3/29/1997 |
| Mississippi State | 94 | 20 | W, 88-81 | 1/17/2017 |
| Mississippi Valley State | 3 | 0 | W, 85-60 | 12/18/2010 |
| Missouri | 10 | 0 | W, 72-62 | 2/21/2017 |
| Montana | 1 | 0 | W, 81-69 | 3/13/1997 |
| Montana State | 1 | 0 | W, 86-28 | 11/23/2014 |
| Moore's Hill | 1 | 0 | W, 32-11 | 2/14/1906 |
| Morehead State | 10 | 0 | W, 81-70 | 11/21/2012 |
| Mount St. Mary's | 1 | 0 | W, 113-67 | 3/16/1995 |
| Navy | 3 | 1 | W, 80-69 | 1/25/1987 |
| Nebraska | 2 | 1 | W, 85-60 | 12/15/1972 |
| New Albany YMCA | 0 | 1 | L, 29-12 | 2/12/1906 |
| New Mexico State | 1 | 0 | W, 82-60 | 3/12/1999 |
| New York U. | 0 | 2 | L, 41-28 | 1/8/1936 |
| Niagara | 1 | 0 | W, 67-61 | 3/13/1976 |
| NJIT | 1 | 0 | W, 87-57 | 11/14/2015 |
| North Carolina | 15 | 24 | L, 75-73 | 3/26/2017 |
| North Carolina State | 3 | 1 | L, 54-51 | 2/2/1986 |
| Northern Colorado | 1 | 0 | W, 106-73 | 12/1/1959 |
| Northern Kentucky | 2 | 0 | W, 79-70 | 3/17/2017 |
| Northwestern | 7 | 1 | L, 89-77 | 12/1/1975 |
| Northwestern State | 1 | 1 | L, 85-82 | 12/7/1988 |
| Notre Dame | 43 | 19 | W, 68-66 | 3/28/2015 |
| Oglethorpe | 1 | 0 | W, 81-12 | 12/13/1934 |
| Ohio | 14 | 1 | W, 71-63 | 12/30/2005 |
| Ohio State | 11 | 9 | L, 74-67 | 12/19/2015 |
| Ohio Wesleyan | 0 | 1 | L, 37-19 | 2/9/1911 |
| Oklahoma | 3 | 0 | W, 76-64 | 11/22/2010 |
| Oklahoma State | 3 | 1 | W, 90-65 | 12/21/1974 |
| Old Dominion | 2 | 0 | W, 62-52 | 11/20/2011 |
| Ole Miss | 105 | 13 | W, 99-76 | 12/29/2016 |
| Oregon | 1 | 0 | W, 95-68 | 12/16/1972 |
| Oregon State | 3 | 0 | W, 82-74 | 12/20/1975 |
| Otterbein | 0 | 1 | L, 41-27 | 2/10/1911 |

| SCHOOL | W | L | LAST TIME | DATE |
|----------------------|-----|----|-------------------------|------------|
| Pennsylvania | 5 | 0 | W, 86-62 | 1/3/2011 |
| Penn State | 3 | 1 | W, 85-47 | 11/19/2011 |
| Pepperdine | 1 | 0 | W, 88-56 | 12/21/1985 |
| Phillips Oilers | 0 | 1 | L, 53-49 | 3/31/1948 |
| Pittsburgh | 4 | 2 | L, 68-56 | 11/27/1998 |
| Portland | 4 | 0 | W, 74-46 | 12/8/2012 |
| Portland State | 1 | 0 | W, 114-88 | 12/16/1977 |
| Princeton | 3 | 1 | W, 59-57 | 3/17/2011 |
| Providence | 3 | 0 | W, 58-38 | 11/30/2014 |
| Purdue | 6 | 2 | W, 89-75 | 12/3/1997 |
| Radford | 1 | 0 | W, 88-40 | 11/23/2011 |
| Rhode Island | 1 | 0 | W, 46-45 | 3/20/1946 |
| Rider | 3 | 0 | W, 92-63 | 11/21/2009 |
| Robert Morris | 2 | 1 | W, 87-49 | 11/17/2013 |
| Rose Polytechnic | 1 | 1 | W, 33-12 | 1/30/1917 |
| Rutgers | 1 | 0 | W, 60-54 | 12/28/1992 |
| Saint Louis | 8 | 9 | W, 88-61 | 3/15/1998 |
| Sam Houston State | 1 | 0 | W, 102-92 | 11/19/2009 |
| Samford | 2 | 0 | W, 88-56 | 12/4/2012 |
| San Diego | 0 | 1 | L, 72-81 | 12/29/2007 |
| San Francisco | 1 | 0 | W, 110-83 | 12/28/1993 |
| San Jose State | 1 | 0 | W, 110-72 | 3/14/1996 |
| Santa Clara | 1 | 0 | W, 74-60 | 12/19/2006 |
| Seattle | 1 | 0 | W, 84-72 | 3/22/1958 |
| Seton Hall | 1 | 1 | L, 63-60 | 11/26/1988 |
| Sewanee | 6 | 0 | W, 60-15 | 2/15/1934 |
| SMU | 3 | 2 | L, 56-54 | 12/4/1984 |
| South Carolina | 51 | 11 | W, 85-69 | 1/21/2017 |
| South Carolina State | 1 | 0 | W, 82-67 | 3/13/1998 |
| South Dakota State | 1 | 0 | W, 71-54 | 11/13/2005 |
| South Florida | 1 | 0 | W, 84-63 | 11/27/2015 |
| Southern Cal | 0 | 3 | L, 80-76 | 3/22/2001 |
| Stephen F. Austin | 1 | 0 | W, 87-64 | 11/11/16 |
| Stony Brook | 2 | 0 | W, 85-57 | 3/17/2016 |
| St. Andrews | 1 | 1 | L, 50-25 | 2/26/1915 |
| St. Bonaventure | 1 | 0 | W, 85-80 ^{20T} | 3/16/2000 |
| St. John's | 11 | 5 | W, 81-59 | 12/1/2011 |
| St. Joseph's | 2 | 0 | W, 102-72 | 3/20/1997 |
| Stanford | 3 | 0 | W, 73-65 ^{OT} | 11/25/2009 |
| Syracuse | 8 | 3 | L, 52-50 | 3/18/2000 |
| TCU | 2 | 0 | W, 124-80 | 1/20/1996 |
| Temple | 14 | 4 | W, 56-52 | 12/8/1962 |
| Tennessee | 153 | 69 | W, 83-58 | 2/14/2017 |
| Tennessee State | 4 | 0 | W, 102-58 | 12/22/2008 |
| Tennessee Tech | 5 | 0 | W, 69-47 | 12/22/2007 |
| Texas | 2 | 0 | W, 63-51 | 12/05/2014 |
| Texas A&M | 8 | 3 | W, 71-63 | 3/4/2017 |
| Texas Southern | 1 | 0 | W, 83-35 | 11/24/2007 |
| Texas State | 1 | 0 | W, 82-36 | 12/10/1991 |
| Texas Tech | 4 | 0 | W, 83-68 | 12/17/1994 |
| Toledo | 1 | 0 | W, 63-54 | 11/27/1984 |

| SCHOOL | W | L | LAST TIME | DATE |
|---------------------|-----|----|------------|------------|
| Transylvania | 7 | 7 | W, 30-24 | 3/3/1911 |
| Tufts | 1 | 0 | W, 66-56 | 3/24/1945 |
| Tulane | 41 | 5 | W, 76-60 | 12/10/2002 |
| Tulsa | 5 | 0 | W, 87-82 | 3/16/2002 |
| UAB | 2 | 3 | L, 76-79 | 12/15/2007 |
| UCF | 1 | 0 | W, 59-57 | 1/3/2006 |
| UCLA | 8 | 6 | W, 86-75 | 3/24/2017 |
| UConn | 1 | 4 | L, 60-54 | 4/7/2014 |
| UMass | 5 | 1 | W, 82-68 | 12/22/2006 |
| UNC-Asheville | 4 | 0 | W, 89-57 | 11/8/2013 |
| UNLV | 4 | 0 | W, 70-60 | 3/17/2009 |
| Utah | 9 | 2 | W, 62-52 | 3/25/2005 |
| Utah State | 1 | 0 | W, 92-64 | 12/23/1957 |
| UT Arlington | 2 | 0 | W, 92-44 | 11/25/2014 |
| UTEP | 0 | 1 | L, 72-65 | 3/19/1966 |
| UT Martin | 2 | 0 | W, 111-76 | 11/25/2016 |
| Valparaiso | 2 | 0 | W, 87-63 | 12/7/2016 |
| Vanderbilt | 143 | 47 | W, 73-67 | 2/28/2017 |
| Vernon (Ind.) | 1 | 0 | W, 34-14 | 2/13/1906 |
| Villanova | 6 | 0 | W, 67-58 | 3/16/2007 |
| Virginia | 6 | 3 | L, 75-61 | 11/26/2002 |
| Virginia Tech | 3 | 1 | W, 84-60 | 3/16/1996 |
| VMI | 5 | 3 | L, 111-103 | 11/14/2008 |
| Wabash | 1 | 1 | W, 96-24 | 12/28/1946 |
| Wake Forest | 5 | 0 | W, 90-60 | 3/20/2010 |
| Wash. U. St. Louis | 2 | 0 | W, 69-39 | 2/7/1948 |
| Washington | 2 | 0 | W, 74-67 | 11/23/2010 |
| Washington & Lee | 12 | 1 | W, 94-66 | 12/1/1956 |
| Washington State | 1 | 0 | W, 97-75 | 12/20/1974 |
| Wayne | 1 | 0 | W, 84-64 | 3/16/1956 |
| Western Carolina | 2 | 0 | W, 82-55 | 2/6/1997 |
| Western Kentucky | 4 | 2 | W, 81-66 | 3/15/2012 |
| Western Ontario | 4 | 0 | W, 90-18 | 12/10/1949 |
| West Texas State | 2 | 0 | W, 121-67 | 12/4/1978 |
| West Virginia | 15 | 5 | W, 78-39 | 3/26/2015 |
| Wichita State | 2 | 0 | W, 65-62 | 3/19/2017 |
| William & Mary | 1 | 0 | W, 92-47 | 12/22/2004 |
| Winthrop | 2 | 0 | W, 89-52 | 12/22/2010 |
| Wisconsin | 4 | 2 | L, 64-71 | 4/4/2015 |
| Wisconsin-Green Bay | 1 | 0 | W, 74-62 | 12/6/1995 |
| Wright Field | 1 | 0 | W, 61-28 | 1/15/1944 |
| Wright State | 4 | 0 | W, 78-62 | 11/20/2015 |
| Wyoming | 2 | 0 | W, 66-40 | 12/16/1983 |
| Xavier | 37 | 2 | W, 115-77 | 11/30/1968 |
| Yale | 1 | 0 | W, 79-58 | 12/27/1961 |

*-In 1918 the two teams played to a 21-21 tie.

^-Central University consolidated with Centre College in 1912. The schools are now considered one in the same under the name Centre.

KENTUCKY VS. D1 CONFERENCES

| | | | | |
|---|---|--|---|---|
| AMERICAN EAST (4-1) Cincinnati 1-0 Louisville 2-0 UConn 0-1 South Florida 1-0 | Jacksonville State 1-0 Lipscomb 2-0 Mercer 1-0 NJIT 1-0 Northern Kentucky 1-0 | BIG 10 (91-57) Illinois 11-4 Indiana 32-25 Iowa 5-3 Michigan 5-2 Michigan State 5-7 Minnesota 4-1 Northwestern 7-1 Ohio State 11-9 Penn State 1-1 Purdue 6-2 Wisconsin 4-2 | San Jose State 1-0 UNLV 2-0 | Utah State 1-0 UTEP 0-1 Vanderbilt 5-5 Villanova 2-0 Wabash 0-1 Washington (St. Louis) 1-0 West Virginia 7-2 Xavier 37-2 |
| AMERICAN EAST (9-0) Albany 1-0 Boston 4-0 Hartford 1-0 Maine 1-0 Stony Brook 2-0 | ATLANTIC 10 (12-2) Dayton 0-1 Duchesne 2-0 George Washington 1-0 Rutgers 1-0 St. Bonaventure 1-0 St. Joseph's 1-0 UMass 5-1 Virginia Tech 1-0 | BIG 12 (15-7) Baylor 1-2 Colorado 1-0 Iowa State 1-0 Kansas 5-5 Kansas State 2-0 Missouri 2-0 Oklahoma 1-0 Texas 1-0 West Virginia 1-0 | BUCKEYE INTERCOLLEGIATE (8-2) Cincinnati 1-2 Marshall 2-0 Ohio 5-0 | INDIANA COLLEGIATE (1-0) Butler 1-0 |
| AMERICAN SOUTH (1-1) Lamar 1-0 Louisiana 0-1 | BIG EAST (34-19) DePaul 1-0 Georgetown 0-1 Louisville 6-3 Marquette 0-1 Miami (Fla.) 2-0 Notre Dame 8-2 Pittsburgh 0-2 Providence 2-0 Seton Hall 1-1 St. John's 2-2 Syracuse 4-3 UConn 1-3 Villanova 4-0 West Virginia 3-1 | BIG SKY (2-0) Montana 1-0 Montana State 1-0 | COLONIAL ATHLETIC ASSOCIATION (9-0) American 1-0 Drexel 1-0 East Carolina 1-0 Hofstra 1-0 Navy 1-0 Old Dominion 2-0 West Virginia 1-0 William & Mary 1-0 | IVY (15-3) Columbia 2-0 Cornell 1-1 Dartmouth 3-1 Pennsylvania 5-0 Princeton 3-1 Yale 1-0 |
| ATLANTIC ASSOC. OF WESTERN UNIVERSITY (2-0) UCLA 2-0 | BIG 8 (34-4) Iowa State 2-0 Kansas 17-3 Kansas State 7-0 Missouri 2-0 Nebraska 2-1 Oklahoma 2-0 Oklahoma State 1-0 Texas 1-0 | BIG SOUTH (12-2) Gardner-Webb 0-1 High Point 3-0 Liberty 2-0 UNC Asheville 4-0 Radford 1-0 VMI 0-1 Winthrop 2-0 | CONFERENCE USA (14-9) Cincinnati 1-0 Houston 1-1 Louisville 6-4 Marquette 0-1 Marshall 1-0 Memphis 0-1 Saint Louis 1-0 Tulane 2-0 UAB 1-2 UCF 1-0 | KENTUCKY INTERCOLLEGIATE (1-0) Louisville 1-0 |
| ATLANTIC COAST (52-40) Clemson 1-2 Duke 10-8 Florida State 1-0 Georgia Tech 6-2 Louisville 2-1 Maryland 7-3 Miami (Fla.) 0-1 North Carolina 14-21 North Carolina State 1-1 Notre Dame 1-0 South Carolina 1-0 Virginia 4-1 Wake Forest 4-0 | BIG WEST (5-0) Long Beach State 1-0 New Mexico State 1-0 | GREAT MIDWEST (0-1) Marquette 0-1 | EASTERN COLLEGIATE (5-0) Iona 1-0 Pittsburgh 4-0 | METRO (20-5) Cincinnati 5-0 Florida State 3-0 Georgia Tech 1-0 Louisville 9-5 Tulane 2-0 |
| ATLANTIC SUN (10-0) Campbell 1-0 College of Charleston 1-0 East Tennessee State 2-0 | MISSOURI VALLEY (28-14) Bradley 3-0 Creighton 8-4 Houston 1-0 Illinois State 1-0 Oklahoma State 2-1 Saint Louis 7-9 Tulsa 3-0 Wichita State 2-0 Washington (St. Louis) 1-0 | GULF STAR (1-0) Northwestern State 1-0 | HORIZON (11-0) Butler 1-0 Cleveland State 3-0 Detroit Mercy 1-0 Northern Kentucky 1-0 Valparaiso 1-0 Wisconsin-Green Bay 1-0 Wright State 3-0 | METRO ATLANTIC ATHLETIC (10-0) Canisius 3-0 Iona 4-0 Loyola (Md.) 1-0 Marist 1-0 Rider 1-0 |



Kentucky will face West Virginia in the Big 12/SEC Challenge in January. It will mark UK's first game vs. West Virginia since dispatching of the Mountaineers in the 2015 NCAA Tournament.

| | |
|--|---|
| INDEPENDENT (216-77) Air Force 1-0 Army 1-0 Bowling Green 1-0 Butler 2-0 Cincinnati 10-4 Dayton 3-1 DePaul 17-3 Detroit Mercy 0-1 Florida State 2-2 Georgetown 0-1 Holy Cross 2-0 Iona 1-0 Jacksonville 0-1 LaSalle 3-0 LIU Brooklyn 2-1 Longwood 1-0 Louisville 8-3 Loyola (Ill.) 4-3 Loyola (La.) 1-0 Marquette 7-4 Marshall 4-0 Miami (Fla.) 1-0 Miami (Ohio) 5-4 Michigan State 8-4 Navy 2-1 New York 0-1 Niagara 1-0 Notre Dame 34-17 Penn State 2-0 Portland State 1-0 Providence 1-0 Seattle 1-0 South Carolina 4-0 South Dakota State 1-0 St. John's 1-0 St. Joseph's 1-0 Syracuse 4-0 Temple 14-4 Tennessee 12-11 | MID-AMERICAN (38-2) Ball State 1-0 Bowling Green 1-1 Buffalo 1-0 Michigan 2-0 Cincinnati 3-0 Eastern Michigan 2-0 Kent State 1-0 Miami (Ohio) 17-0 Ohio 9-1 Toledo 1-0 |
| MOUNTAIN STATES (4-1) BYU 1-0 Utah 2-1 Wyoming 1-0 | MOUNTAIN WEST (5-0) Boise State 1-0 UNLV 1-0 Utah 3-0 |
| NORTHEAST (6-1) LIU Brooklyn 1-0 Mount St. Mary's 1-0 Rider 2-0 Robert Morris 2-1 | |



UK has won more Southeastern Conference games than any other school.

| | |
|----------------------|-------------------|
| OHIO ATHLETIC | (7-4) |
| Cincinnati | 7-4 |
| OHIO VALLEY | (43-2) |
| Akron | 2-0 |
| Austin Peay | 5-0 |
| Belmont | 1-0 |
| Eastern Kentucky | 12-0 |
| Marshall | 2-0 |
| Middle Tennessee | 0-1 |
| Morehead State | 10-0 |
| UT Martin | 2-0 |
| Tennessee State | 4-0 |
| Tennessee Tech | 5-0 |
| Western Kentucky | 0-1 |
| OTHER | (169-73-1) |
| Alaska-Anchorage | 5-0 |
| Advent Memorial | 0-1 |
| Alumni | 4-0 |
| Arkansas State | 1-0 |
| Ashland YMCA | 2-0 |
| Berea | 11-0 |
| Bethany | 1-0 |
| Carnegie Tech | 2-0 |
| Centenary | 3-1 |
| Central | 7-9 |
| Centre | 18-10 |
| Chaminade | 1-0 |
| Chattanooga | 9-0 |
| Chicago | 2-0 |
| Christ Church | 0-4 |
| Cincinnati YMCA | 0-2 |
| Cumberland | 4-1 |
| DePauw | 1-3 |
| Fort Benning | 1-0 |
| Fort Knox | 7-0 |
| Georgetown (Ky.) | 35-15 |
| Great Lakes | 0-2 |
| Hardin-Simmons | 1-0 |
| Indiana Central | 4-0 |
| Kentucky State | 1-0 |
| Kentucky Wesleyan | 8-2-1 |
| Lexington High | 1-1 |

| | |
|---------------------|----------------|
| Lexington YMCA | 2-5 |
| Louisville Coliseum | 1-1 |
| Louisville YMCA | 1-0 |
| Louisville YMHA | 1-0 |
| Marietta | 2-2 |
| Maryville | 5-0 |
| Mercer | 1-1 |
| Mexico | 3-0 |
| Mexico YMCA | 1-0 |
| Moore's Hill | 1-0 |
| New Albany YMCA | 0-1 |
| Northern Colorado | 1-0 |
| Ohio Wesleyan | 0-1 |
| Oglethorpe | 1-0 |
| Otterbein | 0-1 |
| Phillips Oilers | 0-1 |
| Rose Polytechnic | 1-1 |
| St. Andrews | 1-1 |
| Transylvania | 7-7 |
| Tufts | 1-0 |
| Vernon (Ind.) | 1-0 |
| Wabash | 1-0 |
| Wayne | 1-0 |
| Western Ontario | 4-0 |
| West Texas State | 2-0 |
| Wright Field | 1-0 |
| PAC 12 | (23-12) |
| Arizona | 1-3 |
| Arizona State | 5-0 |
| California | 2-0 |
| Oregon | 1-0 |
| Oregon State | 3-0 |
| Southern Cal | 0-3 |
| Stanford | 3-0 |
| UCLA | 5-6 |
| Washington | 2-0 |
| Washington State | 1-0 |
| PATRIOT | (3-0) |
| Boston | 1-0 |
| Holy Cross | 1-0 |
| Lafayette | 1-0 |

| | |
|---------------------------------------|-----------------|
| PACIFIC COAST | (3-0) |
| Idaho | 2-0 |
| UCLA | 1-0 |
| SOUTH ATLANTIC INTERCOLLEGIATE | (0-1) |
| Virginia | 0-1 |
| SOUTHERN | (126-41) |
| Alabama | 1-3 |
| Appalachian State | 1-0 |
| Auburn | 2-0 |
| Chattanooga | 3-0 |
| Clemson | 11-2 |
| College of Charleston | 1-0 |
| Davidson | 1-0 |
| Duke | 2-1 |
| East Tennessee State | 2-0 |
| Florida | 2-0 |
| Furman | 1-0 |
| Georgia | 6-5 |
| Georgia Tech | 7-3 |
| Marshall | 3-0 |
| Maryland | 1-2 |
| Mississippi State | 9-2 |
| Ole Miss | 4-2 |
| North Carolina | 1-3 |
| North Carolina State | 2-0 |
| Samford | 2-0 |
| Sewanee | 6-0 |
| South Carolina | 3-1 |
| Tennessee | 15-6 |
| Tulane | 4-1 |
| Vanderbilt | 9-3 |
| Virginia | 2-1 |
| Virginia Tech | 2-1 |
| VMI | 5-2 |
| Wake Forest | 1-0 |
| Washington & Lee | 12-1 |
| Western Carolina | 2-0 |
| West Virginia | 3-2 |

| | |
|------------------------------|--------------------|
| SOUTHEASTERN | (1,100-294) |
| Alabama | 109-34 |
| Arkansas | 26-11 |
| Auburn | 90-18 |
| Florida | 98-38 |
| Georgia | 118-21 |
| Georgia Tech | 42-10 |
| LSU | 88-26 |
| Mississippi State | 85-18 |
| Missouri | 6-0 |
| Ole Miss | 101-11 |
| South Carolina | 43-10 |
| Tennessee | 126-52 |
| Texas A&M | 6-2 |
| Tulane | 33-4 |
| Vanderbilt | 129-39 |
| SOUTHLAND | (6-1) |
| Central Arkansas | 1-0 |
| Lamar | 2-0 |
| Northwestern State | 0-1 |
| Sam Houston State | 1-0 |
| Stephen F. Austin | 1-0 |
| Texas State | 1-0 |
| SOUTHWEST | (21-3) |
| Arkansas | 4-0 |
| Baylor | 6-0 |
| Houston | 1-0 |
| SMU | 3-2 |
| Texas A&M | 2-1 |
| TCU | 1-0 |
| Texas Tech | 4-0 |
| SOUTHWESTERN ATHLETIC | (5-0) |
| Alcorn State | 1-0 |
| Mississippi Valley State | 3-0 |
| Texas Southern | 1-0 |
| SUMMIT LEAGUE | (3-0) |
| IUPUI | 1-0 |
| Valparaiso | 1-0 |
| Wright State | 1-0 |

| | |
|-------------------------|---------------|
| SUN BELT | (15-2) |
| Arkansas-Little Rock | 1-0 |
| Charlotte | 2-0 |
| FIU | 1-0 |
| Florida Atlantic | 1-0 |
| Georgia State | 2-0 |
| Jacksonville | 1-0 |
| UT Arlington | 2-0 |
| UAB | 1-1 |
| Western Kentucky | 4-1 |
| WEST COAST | (9-1) |
| Gonzaga | 1-0 |
| Pepperdine | 1-0 |
| Portland | 4-0 |
| San Diego | 0-1 |
| San Francisco | 1-0 |
| Santa Clara | 1-0 |
| UNLV | 1-0 |
| WESTERN ATHLETIC | (14-1) |
| Arizona | 1-0 |
| BYU | 2-0 |
| Hawaii | 2-0 |
| Grand Canyon | 1-0 |
| TCU | 1-0 |
| Tulsa | 2-0 |
| Utah | 4-1 |
| Wyoming | 1-0 |
| YANKEE | (1-0) |
| Rhode Island | 1-0 |

SCORES VS. ALL OPPONENTS

ADVENT MEMORIAL (AM LEADS, 1-0)

| Season | Score | Site |
|--------|----------|---|
| 1909: | L, 41-27 | at Walnut Hills, Ohio at Walnut Hills, Ohio: AM leads, 1-0 |

AIR FORCE (UK LEADS, 1-0)

| Season | Score | Site |
|--------|----------|---|
| 1966: | W, 78-58 | at Lexington at Lexington: UK leads, 1-0 |

AKRON (UK LEADS, 2-0)

| Season | Score | Site |
|--------|----------|--|
| 1937: | W, 32-22 | at Cincinnati |
| 1982: | W, 83-64 | at Lexington at Lexington: UK leads, 1-0 at Neutral Sites: UK leads, 1-0 at Cincinnati: UK leads, 1-0 |

ALABAMA (UK LEADS, 110-37)

| Season | Score | Site |
|--------|-----------|------------------------|
| 1923: | L, 45-35 | at Lexington |
| 1925: | L, 24-13 | at Tuscaloosa, Ala. |
| 1926: | W, 27-16 | at Lexington |
| 1929: | L, 27-26 | at Lexington |
| 1932: | W, 50-22 | at Lexington |
| 1933: | W, 35-21 | at Birmingham, Ala. |
| 1934: | W, 33-28 | at Birmingham, Ala. |
| 1935: | W, 26-21 | at Lexington |
| 1935: | W, 33-26 | at Birmingham, Ala. |
| 1936: | W, 25-16 | at Lexington |
| 1936: | W, 32-30 | at Tuscaloosa, Ala. |
| 1937: | W, 40-34 | at Lexington |
| 1937: | W, 38-27 | at Birmingham, Ala. |
| 1938: | L, 34-31 | at Lexington |
| 1938: | W, 57-31 | at Birmingham, Ala. |
| 1939: | W, 28-21 | at Lexington |
| 1939: | L, 41-38 | at Birmingham, Ala. |
| 1940: | W, 45-27 | at Lexington |
| 1940: | L, 36-32 | at Birmingham, Ala. |
| 1941: | W, 83-64 | at Lexington |
| 1941: | W, 38-36 | at Tuscaloosa, Ala. |
| 1941: | W, 46-38 | at Lexington |
| 1942: | W, 39-37 | at Louisville (SEC) |
| 1942: | L, 41-35 | at Tuscaloosa, Ala. |
| 1943: | W, 50-34 | at Lexington |
| 1943: | W, 36-34 | at Louisville (SEC) |
| 1943: | L, 41-32 | at Tuscaloosa, Ala. |
| 1945: | W, 67-41 | at Lexington |
| 1945: | W, 52-41 | at Louisville (SEC) |
| 1946: | W, 59-30 | at Louisville (SEC) |
| 1947: | W, 48-37 | at Tuscaloosa, Ala. |
| 1948: | W, 63-33 | at Lexington |
| 1948: | W, 41-31 | at Tuscaloosa, Ala. |
| 1949: | W, 63-33 | at Lexington |
| 1949: | W, 56-40 | at Tuscaloosa, Ala. |
| 1950: | W, 74-32 | at Lexington |
| 1950: | W, 66-64 | at Tuscaloosa, Ala. |
| 1951: | W, 77-57 | at Lexington |
| 1951: | W, 65-48 | at Lexington |
| 1952: | W, 71-67 | at Tuscaloosa, Ala. |
| 1954: | W, 68-43 | at Tuscaloosa, Ala. |
| 1955: | W, 66-52 | at Lexington |
| 1956: | L, 101-77 | at Montgomery, Ala. |
| 1957: | W, 79-60 | at Lexington |
| 1958: | W, 45-43 | OT at Montgomery, Ala. |
| 1959: | W, 39-32 | at Lexington |
| 1960: | W, 75-55 | at Montgomery, Ala. |
| 1961: | W, 80-53 | at Lexington |
| 1962: | W, 73-65 | at Tuscaloosa, Ala. |
| 1963: | W, 80-63 | at Lexington |
| 1964: | L, 65-59 | at Tuscaloosa, Ala. |
| 1965: | L, 75-71 | at Tuscaloosa, Ala. |
| 1965: | W, 78-72 | at Lexington |
| 1966: | W, 82-62 | at Lexington |
| 1966: | W, 90-67 | at Tuscaloosa, Ala. |
| 1967: | L, 81-71 | at Tuscaloosa, Ala. |
| 1968: | W, 110-78 | at Lexington |
| 1968: | W, 84-76 | at Tuscaloosa, Ala. |
| 1968: | W, 96-83 | at Lexington |
| 1969: | W, 83-70 | OT at Tuscaloosa, Ala. |
| 1970: | W, 108-79 | at Lexington |
| 1970: | W, 86-71 | at Lexington |
| 1970: | W, 98-89 | at Tuscaloosa, Ala. |
| 1971: | W, 86-73 | at Tuscaloosa, Ala. |
| 1971: | W, 101-74 | at Lexington |
| 1972: | W, 77-74 | at Lexington |
| 1972: | L, 73-70 | at Tuscaloosa, Ala. |
| 1973: | W, 95-93 | at Tuscaloosa, Ala. |
| 1974: | W, 111-95 | at Lexington |
| 1974: | L, 81-77 | at Tuscaloosa, Ala. |
| 1974: | L, 94-71 | at Lexington |

| | | |
|-------|------------|----------------------------------|
| 1975: | W, 74-69 | at Lexington |
| 1975: | W, 84-79 | at Tuscaloosa, Ala. |
| 1976: | L, 76-63 | at Tuscaloosa, Ala. |
| 1976: | W, 90-85 | at Lexington |
| 1977: | W, 87-85 | at Tuscaloosa, Ala. |
| 1977: | W, 85-70 | at Lexington |
| 1978: | L, 78-62 | at Tuscaloosa, Ala. |
| 1978: | W, 97-84 | at Lexington |
| 1979: | L, 55-52 | at Tuscaloosa, Ala. |
| 1979: | W, 80-71 | at Lexington |
| 1979: | W, 101-100 | at Birmingham, Ala. (SEC) |
| 1980: | L, 78-64 | at Lexington |
| 1980: | W, 72-63 | at Tuscaloosa, Ala. |
| 1981: | L, 59-55 | at Tuscaloosa, Ala. |
| 1981: | W, 77-62 | at Lexington |
| 1982: | W, 86-69 | at Lexington |
| 1982: | W, 72-62 | at Tuscaloosa, Ala. |
| 1982: | L, 48-46 | at Lexington (SEC) |
| 1983: | L, 74-67 | at Tuscaloosa, Ala. |
| 1983: | W, 76-70 | at Lexington |
| 1983: | L, 69-64 | at Birmingham, Ala. (SEC) |
| 1984: | W, 76-66 | at Lexington |
| 1984: | L, 69-62 | at Tuscaloosa, Ala. |
| 1985: | W, 48-46 | at Nashville, Tenn. (SEC) |
| 1985: | L, 60-58 | at Tuscaloosa, Ala. |
| 1985: | W, 51-48 | at Lexington |
| 1986: | W, 76-52 | at Lexington |
| 1986: | W, 73-71 | at Tuscaloosa, Ala. |
| 1986: | W, 83-72 | at Lexington (SEC) |
| 1987: | W, 68-63 | at Atlanta (NCAA) |
| 1987: | L, 69-55 | at Lexington |
| 1987: | W, 70-69 | at Tuscaloosa, Ala. |
| 1988: | W, 63-55 | at Tuscaloosa, Ala. |
| 1988: | W, 82-68 | at Lexington |
| 1989: | L, 76-64 | at Tuscaloosa, Ala. |
| 1989: | L, 71-67 | at Lexington |
| 1990: | W, 82-65 | at Lexington |
| 1990: | L, 83-58 | at Tuscaloosa, Ala. |
| 1991: | L, 88-83 | at Tuscaloosa, Ala. |
| 1991: | W, 79-73 | at Lexington |
| 1992: | W, 107-83 | at Lexington |
| 1992: | W, 80-54 | at Birmingham, Ala. (SEC) |
| 1993: | W, 73-59 | at Tuscaloosa, Ala. |
| 1994: | W, 82-67 | at Lexington |
| 1995: | W, 72-52 | at Tuscaloosa, Ala. |
| 1996: | W, 84-65 | at Lexington |
| 1997: | W, 75-61 | at Tuscaloosa, Ala. |
| 1998: | W, 70-67 | at Louisville |
| 1999: | W, 82-71 | at Atlanta (SEC) |
| 1999: | L, 62-58 | at Tuscaloosa, Ala. |
| 2000: | W, 66-54 | at Lexington |
| 2001: | L, 70-60 | at Tuscaloosa, Ala. |
| 2002: | L, 64-61 | at Lexington |
| 2003: | W, 63-46 | at Tuscaloosa, Ala. |
| 2004: | W, 66-55 | at Lexington |
| 2005: | W, 78-71 | at Tuscaloosa, Ala. |
| 2006: | L, 68-64 | at Lexington |
| 2006: | W, 68-61 | at Nashville, Tenn., Tenn. (SEC) |
| 2007: | L, 72-61 | at Tuscaloosa, Ala. |
| 2007: | W, 79-67 | at Atlanta (SEC) |
| 2008: | W, 62-52 | at Lexington |
| 2009: | W, 61-51 | at Tuscaloosa, Ala. |
| 2010: | W, 66-55 | at Lexington |
| 2011: | W, 73-67 | at Nashville, Tenn. (SEC) |
| 2011: | L, 66-68 | at Tuscaloosa, Ala. |
| 2011: | W, 72-58 | at Atlanta (SEC) |
| 2012: | W, 77-71 | at Lexington |
| 2013: | L, 59-55 | at Tuscaloosa, Ala. |
| 2014: | W, 55-48 | at Lexington |
| 2015: | W, 70-48 | at Tuscaloosa, Ala. |
| 2016: | W, 70-55 | at Lexington |
| 2016: | W, 77-61 | at Tuscaloosa, Ala. |
| 2016: | W, 78-53 | at Lexington |
| 2017: | W, 85-59 | at Nashville, Tenn. (SEC) |
| 2017: | W, 67-58 | at Tuscaloosa, Ala. |
| 2017: | W, 79-74 | at Nashville, Tenn. (SEC) |

at Lexington: UK leads, 56-10
at Tuscaloosa, Ala.: UK leads, 31-23
at Neutral Sites: UK leads, 23-4
at Atlanta: UK leads, 4-0
at Birmingham, Ala.: UK leads, 7-3
at Louisville: UK leads, 5-0
at Montgomery, Ala.: UK leads, 2-1
at Nashville, Tenn.: UK leads, 5-0

ALASKA-ANCHORAGE (UK LEADS, 5-0)

| Season | Score | Site |
|--------|----------|----------------------------|
| 1980: | W, 52-17 | at Anchorage, Alaska (GAS) |
| 1981: | W, 53-20 | at Lexington (UKIT) |
| 1988: | W, 55-8 | at Lexington |
| 1997: | W, 62-25 | at Anchorage, Alaska (GAS) |

| | | |
|-------|-------------------------------------|--------------|
| 2000: | W, 62-42 | at Lexington |
| 2000: | at Lexington: UK leads, 3-0 | |
| 2000: | at Anchorage, Alaska: UK leads, 2-0 | |

ALBANY (UK LEADS, 1-0)

| Season | Score | Site |
|--------|----------|---|
| 2016: | W, 78-65 | at Lexington at Lexington: UK leads, 1-0 |

ALCORN STATE (UK LEADS, 1-0)

| Season | Score | Site |
|--------|----------|---|
| 2003: | W, 94-63 | at Lexington at Lexington: UK leads, 1-0 |

ALUMNI (UK LEADS, 4-0)

| Season | Score | Site |
|--------|-----------------------------|--------------|
| 1931: | W, 52-17 | at Lexington |
| 1932: | W, 53-20 | at Lexington |
| 1933: | W, 55-8 | at Lexington |
| 1941: | W, 62-25 | at Lexington |
| 1941: | at Lexington: UK leads, 4-0 | |

AMERICAN (UK LEADS, 1-0)

| Season | Score | Site |
|--------|----------|---|
| 1998: | W, 75-52 | at Lexington at Neutral Sites: UK leads, 1-0 at Louisville: UK leads, 1-0 |

APPALACHIAN STATE (UK LEADS, 1-0)

| Season | Score | Site |
|--------|----------|--|
| 2009: | W, 93-69 | at Louisville at Neutral Sites: UK leads, 1-0 at Louisville: UK leads, 1-0 |

ARIZONA (UA LEADS, 3-2)

| Season | Score | Site |
|--------|---------------------------------|---------------------------|
| 1946: | W, 77-53 | at New York (NIT) |
| 1994: | W, 93-92 | at Maui, Hawaii (Maui) |
| 1997: | L, 84-79 | OT at Indianapolis (NCAA) |
| 1998: | L, 89-74 | at Maui, Hawaii (Maui) |
| 2000: | L, 63-51 | at New York (PreNIT) |
| 2000: | at Neutral Sites: UA leads, 3-2 | |
| 2000: | at Indianapolis: UA leads, 1-0 | |
| 2000: | at Maui, Hawaii: Tied, 1-1 | |
| 2000: | at New York: Tied, 1-1 | |

ARIZONA STATE (UK LEADS, 5-0)

| Season | Score | Site |
|--------|-----------|--|
| 1992: | W, 94-68 | at Lexington |
| 1995: | W, 97-73 | at Birmingham, Ala. (NCAA) |
| 2003: | W, 82-65 | at Maui, Hawaii (Maui) |
| 2016: | W, 72-58 | at Lexington |
| 2017: | W, 115-69 | at Paradise Island, Bahamas at Lexington: UK leads, 2-0 at Neutral Sites: UK leads, 3-0 at Birmingham, Ala.: UK leads, 1-0 at Maui, Hawaii: UK leads, 1-0 at Paradise Island, Bahamas: UK leads 1-0 |

ARKANSAS (UK LEADS, 30-11)

| Season | Score | Site |
|--------|-----------|---------------------------|
| 1946: | W, 67-42 | at Lexington |
| 1949: | W, 76-39 | at Lexington |
| 1950: | W, 57-53 | at Fayetteville, Ark. |
| 1978: | W, 65-59 | at St. Louis (NCAA) |
| 1992: | L, 105-88 | at Lexington |
| 1993: | L, 101-94 | at Fayetteville, Ark. |
| 1993: | W, 92-81 | at Lexington (SEC) |
| 1994: | L, 90-82 | at Lexington |
| 1994: | W, 90-78 | at Memphis, Tenn. (SEC) |
| 1995: | L, 94-92 | at Fayetteville, Ark. |
| 1995: | W, 95-93 | OT at Atlanta (SEC) |
| 1996: | W, 88-73 | at Lexington |
| 1996: | W, 95-75 | at New Orleans (SEC) |
| 1997: | W, 83-73 | at Fayetteville, Ark. |
| 1998: | W, 80-77 | OT at Lexington |
| 1998: | W, 99-74 | at Atlanta (SEC) |
| 1999: | L, 74-70 | at Fayetteville, Ark. |
| 1999: | W, 76-63 | at Atlanta (SEC) |
| 2000: | W, 60-55 | at Lexington |
| 2000: | L, 86-72 | at Atlanta (SEC) |
| 2001: | L, 82-78 | at Fayetteville, Ark. |
| 2001: | W, 87-78 | at Nashville, Tenn. (SEC) |
| 2002: | W, 71-58 | at Lexington |
| 2003: | W, 66-50 | at Fayetteville, Ark. |
| 2004: | W, 73-56 | at Lexington |
| 2005: | W, 68-67 | at Fayetteville, Ark. |
| 2006: | W, 80-78 | at Lexington |
| 2007: | W, 82-74 | at Fayetteville, Ark. |
| 2008: | W, 63-58 | at Lexington |
| 2009: | W, 79-63 | at Fayetteville, Ark. |

| | | |
|-------|-----------|---------------------------|
| 2010: | W, 101-70 | at Lexington |
| 2011: | L, 76-77 | OT at Fayetteville, Ark. |
| 2012: | W, 86-63 | at Lexington |
| 2013: | L, 73-60 | at Fayetteville, Ark. |
| 2014: | L, 87-85 | OT at Fayetteville, Ark. |
| 2014: | L, 71-67 | OT at Lexington |
| 2015: | W, 84-67 | at Lexington |
| 2015: | W, 78-63 | at Nashville, Tenn. (SEC) |
| 2016: | W, 80-66 | at Fayetteville, Ark. |
| 2017: | W, 97-71 | at Lexington |
| 2017: | W, 82-65 | at Nashville, Tenn. (SEC) |

at Lexington: UK leads, 14-3
at Fayetteville, Ark.: Series Tied, 7-7
at Neutral Sites: UK leads, 9-1
at Atlanta: UK leads, 3-1
at Memphis, Tenn.: UK leads, 1-0
at Nashville, Tenn.: UK leads, 3-0
at New Orleans: UK leads, 1-0
at St. Louis: UK leads, 1-0

ARKANSAS-LITTLE ROCK (UK LEADS, 1-0)

| Season | Score | Site |
|--------|----------|--|
| 2012: | W, 73-51 | at Louisville, Ky. at Neutral Sites: UK leads, 1-0 at Louisville, Ky.: UK leads, 1-0 |

ARKANSAS STATE (UK LEADS, 1-0)

| Season | Score | Site |
|--------|---------|---|
| 1945: | W, 75-6 | at Lexington at Lexington: UK leads, 1-0 |

ARMY (UK LEADS, 1-0)

| Year | Score | Site |
|-------|----------|--|
| 1969: | W, 80-65 | at Lexington (UKIT) at Lexington: UK leads, 1-0 |

ASHLAND YMCA (UK LEADS, 2-0)

| Season | Score | Site |
|--------|--------------------------------|-----------------|
| 1914: | W, 28-15 | at Lexington |
| 1914: | W, 30-19 | at Ashland, Ky. |
| 1914: | at Lexington: UK leads, 1-0 | |
| 1914: | at Ashland, Ky.: UK leads, 1-0 | |

AUBURN (UK LEADS, 92-18)

| Season | Score | Site |
|--------|-----------|---------------------|
| 1921: | W, 40-25 | at Lexington |
| 1926: | W, 35-26 | at Lexington |
| 1942: | W, 40-31 | at Louisville (SEC) |
| 1946: | W, 69-24 | at Tuscaloosa (SEC) |
| 1947: | W, 84-18 | at Louisville (SEC) |
| 1949: | W, 70-39 | at Louisville (SEC) |
| 1951: | W, 79-35 | at Lexington |
| 1951: | W, 84-54 | at Louisville (SEC) |
| 1952: | W, 88-48 | at Auburn, Ala. |
| 1954: | W, 107-79 | at Montgomery, Ala. |
| 1955: | W, 93-59 | at Lexington |
| 1956: | W, 82-81 | at Montgomery, Ala. |
| 1957: | W, 103-85 | at Lexington |
| 1958: | L, 64-63 | at Birmingham, Ala. |
| 1959: | W, 75-56 | at Lexington |
| 1960: | L, 61-60 | at Auburn, Ala. |
| 1961: | W, 77-51 | at Lexington |
| 1962: | W, 63-60 | at Auburn, Ala. |
| 1963: | W, 78-59 | at Lexington |
| 1964: | W, 99-79 | at Montgomery, Ala. |
| 1965: | W, 73-67 | at Lexington |
| 1966: | L, 88-69 | at Auburn, Ala. |
| 1966: | W, 115-78 | at Lexington |
| 1967: | W, 77-64 | at Auburn, Ala. |
| 1967: | W, 60-58 | at Lexington |
| 1967: | L, 62-49 | at Auburn, Ala. |
| 1968: | L, 74-73 | at Auburn, Ala. |
| 1969: | W, 89-57 | at Lexington |
| 1969: | W, 105-93 | at Lexington |
| 1970: | W, 90-86 | at Auburn, Ala. |
| 1970: | W, 84-83 | at Auburn, Ala. |
| 1970: | W, 102-81 | at Lexington |
| 1971: | W, 114-75 | at Lexington |
| 1971: | W, 102-83 | at Auburn, Ala. |
| 1972: | W, 78-72 | at Auburn, Ala. |
| 1972: | W, 102-67 | at Lexington |
| 1973: | W, 88-57 | at Lexington |
| 1974: | W, 91-79 | at Auburn, Ala. |
| 1974: | W, 79-58 | at Lexington |
| 1974: | L, 99-97 | OT at Auburn, Ala. |
| 1975: | L, 90-85 | at Auburn, Ala. |
| 1975: | W, 119-76 | at Lexington |
| 1976: | L, 91-84 | OT at Auburn, Ala. |
| 1976: | W, 93-82 | at Lexington |
| 1977: | W, 75-68 | at Auburn, Ala. |
| 1977: | W, 89-82 | at Lexington |

| | | |
|-------|------------------------|---------------------------|
| 1978: | W, 101-77 | at Auburn, Ala. |
| | W, 104-81 | at Lexington |
| 1979: | W, 86-83 ^{OT} | at Auburn, Ala. |
| | W, 66-59 | at Lexington |
| 1980: | W, 67-65 | at Lexington |
| | W, 64-62 | at Auburn, Ala. |
| | W, 69-61 | at Birmingham, Ala. (SEC) |
| 1981: | W, 79-66 | at Auburn, Ala. |
| | W, 102-74 | at Lexington |
| 1982: | W, 83-71 | at Lexington |
| | L, 83-81 | at Auburn, Ala. |
| | W, 89-66 | at Lexington (SEC) |
| 1983: | L, 75-67 | at Lexington |
| | W, 71-69 | at Auburn, Ala. |
| 1984: | L, 82-63 | at Auburn, Ala. |
| | W, 84-64 | at Lexington |
| | W, 51-49 | at Nashville, Tenn. (SEC) |
| 1985: | W, 68-61 | at Lexington |
| | W, 49-47 ^{OT} | at Auburn, Ala. |
| 1986: | L, 60-56 | at Auburn, Ala. |
| | W, 81-71 | at Lexington |
| 1987: | W, 63-60 | at Auburn, Ala. |
| | W, 75-71 | at Lexington |
| | L, 79-72 | at Atlanta (SEC) |
| 1988: | L, 53-52 | at Lexington |
| | W, 69-62 | at Auburn, Ala. |
| 1989: | W, 86-76 | at Lexington |
| | L, 77-75 | at Auburn, Ala. |
| 1990: | L, 74-70 | at Auburn, Ala. |
| | W, 98-95 | at Lexington |
| 1991: | W, 89-81 | at Auburn, Ala. |
| | W, 114-93 | at Lexington |
| 1992: | W, 85-67 | at Auburn, Ala. |
| 1993: | W, 80-78 | at Lexington |
| 1994: | W, 91-74 | at Auburn, Ala. |
| 1995: | W, 98-64 | at Lexington |
| | W, 93-81 | at Atlanta (SEC) |
| 1996: | W, 88-73 | at Auburn, Ala. |
| 1997: | W, 77-53 | at Lexington |
| | W, 92-50 | at Memphis, Tenn. (SEC) |
| 1998: | W, 83-58 | at Auburn, Ala. |
| 1999: | W, 72-62 | at Lexington |
| | W, 69-57 | at Atlanta (SEC) |
| 2000: | L, 66-63 | at Auburn, Ala. |
| 2001: | W, 90-78 | at Lexington |
| 2002: | W, 69-62 | at Auburn, Ala. |
| 2003: | W, 67-51 | at Lexington |
| | W, 78-58 | at New Orleans (SEC) |
| 2004: | W, 68-59 | at Auburn, Ala. |
| 2005: | W, 81-73 | at Lexington |
| 2006: | W, 71-62 | at Auburn, Ala. |
| 2007: | W, 84-57 | at Lexington |
| 2008: | W, 66-63 | at Auburn, Ala. |
| 2009: | W, 73-64 | at Lexington |
| 2010: | W, 72-67 | at Auburn, Ala. |
| 2011: | W, 78-54 | at Lexington |
| 2012: | W, 68-53 | at Auburn, Ala. |
| 2013: | W, 75-53 | at Auburn, Ala. |
| | W, 72-62 | at Lexington |
| 2014: | W, 64-56 | at Auburn, Ala. |
| 2015: | W, 110-75 | at Lexington |
| | W, 91-67 | at Nashville, Tenn. (SEC) |
| 2016: | L, 75-70 | at Auburn, Ala. |
| 2017: | W, 92-72 | at Lexington |

at Lexington: *UK leads, 47-2*
at Auburn, Ala.: *UK leads, 30-14*
at Neutral Sites: *UK leads, 15-2*
at Atlanta: *UK leads, 2-1*
at Birmingham, Ala.: *Tied, 1-1*
at Louisville: *UK leads, 5-0*
at Memphis, Tenn.: *UK leads, 1-0*
at Montgomery, Ala.: *UK leads, 3-0*
at Nashville, Tenn.: *UK leads, 2-0*
at New Orleans: *UK leads, 1-0*

AUSTIN PEAY (UK LEADS, 5-0)

| Season | Score | Site |
|--------|--------------------------|----------------------------|
| 1973: | W, 106-100 ^{OT} | at Nashville, Tenn. (NCAA) |
| 1987: | W, 71-69 | at Lexington |
| 1989: | W, 85-77 | at Louisville |
| 2004: | W, 61-53 | at Louisville |
| 2010: | W, 90-69 | at Lexington |

at Lexington: *UK leads, 2-0*
at Neutral Sites: *UK leads, 3-0*
at Louisville: *UK leads, 2-0*
at Nashville, Tenn., Tenn.: *UK leads, 1-0*

BALL STATE (UK LEADS, 1-0)

| Season | Score | Site |
|--------|----------|---------------|
| 2005: | W, 73-53 | at Cincinnati |

at Neutral Sites: *UK leads, 1-0*
at Cincinnati: *UK leads, 1-0*

BAYLOR (UK LEADS, 7-2)

| Season | Score | Site |
|--------|-----------|------------------------|
| 1947: | W, 75-34 | at Lexington |
| 1948: | W, 58-42 | at New York (NCAA) |
| | W, 77-59 | at New York (Olympic) |
| 1962: | W, 94-60 | at Lexington |
| 1964: | W, 101-65 | at Lexington |
| 1980: | W, 80-46 | at Lexington |
| 2012: | W, 82-70 | at Atlanta, Ga. (NCAA) |
| 2013: | L, 64-55 | at Lexington |
| 2014: | L, 67-62 | at Arlington, Texas |

at Lexington: *UK leads, 4-1*
at Neutral Sites: *UK leads, 3-1*
at Arlington: *BU leads, 1-0*
at Atlanta: *UK leads, 1-0*
at New York: *UK leads, 2-0*

BELMONT (UK LEADS, 1-0)

| Season | Score | Site |
|--------|----------|--------------|
| 2014: | W, 93-80 | at Lexington |

at Lexington: *UK LEADS, 1-0*

BEREA (UK LEADS, 11-0)

| Season | Score | Site |
|--------|----------|--------------|
| 1926: | W, 37-23 | at Lexington |
| 1928: | W, 37-16 | at Lexington |
| 1930: | W, 29-26 | at Lexington |
| 1931: | W, 41-25 | at Lexington |
| 1932: | W, 52-27 | at Lexington |
| 1936: | W, 58-30 | at Lexington |
| 1937: | W, 70-26 | at Lexington |
| 1938: | W, 69-35 | at Lexington |
| 1940: | W, 74-24 | at Lexington |
| 1944: | W, 54-40 | at Lexington |
| 1945: | W, 56-32 | at Lexington |

at Lexington: *UK leads, 11-0*

BETHANY (UK LEADS, 1-0)

| Season | Score | Site |
|--------|----------|--------------|
| 1911: | W, 24-11 | at Lexington |

at Lexington: *UK leads, 1-0*

BOISE STATE (UK LEADS, 1-0)

| Season | Score | Site |
|--------|----------|--------------|
| 2014: | W, 70-55 | at Lexington |

at Lexington: *UK leads, 1-0*

BOSTON UNIVERSITY (UK LEADS, 5-0)

| Season | Score | Site |
|--------|----------|---------------------|
| 1987: | W, 81-69 | at Lexington (UKIT) |
| 1995: | W, 90-49 | at Lexington |
| 2011: | W, 91-57 | at Lexington |
| 2015: | W, 89-65 | at Lexington |
| 2016: | W, 82-62 | at Lexington |

at Lexington: *UK leads, 5-0*

BOWLING GREEN (UK LEADS, 2-1)

| Season | Score | Site |
|--------|----------|---------------------|
| 1949: | W, 63-61 | at Cleveland |
| 1977: | W, 77-59 | at Lexington (UKIT) |
| 1989: | L, 56-54 | at Lexington (UKIT) |

at Lexington: *Tied, 1-1*
at Neutral Sites: *UK leads, 1-0*
at Cleveland: *UK leads, 1-0*

BRADLEY (UK LEADS, 3-0)

| Season | Score | Site |
|--------|----------|------------------------|
| 1949: | W, 62-52 | at Owensboro, Ky. |
| 1950: | W, 71-66 | at New Orleans (Sugar) |
| 1980: | W, 79-58 | at Anchorage, Alaska |

at Neutral Sites: *UK leads, 3-0*
at Anchorage, Alaska: *UK leads, 1-0*
at New Orleans: *UK leads, 1-0*
at Owensboro, Ky.: *UK leads, 1-0*

BUFFALO (UK LEADS, 1-0)

| Season | Score | Site |
|--------|----------|--------------|
| 2015: | W, 71-52 | at Lexington |

at Lexington: *UK leads, 1-0*

BUTLER (UK LEADS, 4-0)

| Year | Score | Site |
|-------|----------|---------------------------|
| 1911: | W, 21-16 | at Lexington |
| 1936: | W, 39-28 | at Indianapolis |
| 1962: | W, 81-60 | at Iowa City, Iowa (NCAA) |
| 1983: | W, 90-53 | at Lexington |

at Lexington: *UK leads, 2-0*
at Indianapolis: *UK leads, 1-0*
at Neutral Sites: *UK leads, 1-0*
at Iowa City, Iowa: *UK leads, 1-0*

BYU (UK LEADS, 3-0)

| Season | Score | Site |
|--------|----------|----------------------------|
| 1952: | W, 84-64 | at New Orleans (Sugar) |
| 1984: | W, 93-59 | at Lexington (UKIT) |
| | W, 93-68 | at Birmingham, Ala. (NCAA) |

at Lexington: *UK leads, 1-0*
at Neutral Sites: *UK leads, 2-0*
at Birmingham, Ala.: *UK leads, 1-0*
at New Orleans: *UK leads, 1-0*

CALIFORNIA (UK LEADS, 2-0)

| Season | Score | Site |
|--------|----------|----------------------|
| 1980: | W, 78-52 | at Lexington (UKIT) |
| 1989: | W, 89-71 | at Anchorage, Alaska |

at Lexington: *UK leads, 1-0*

at Neutral Sites: *UK leads, 1-0*

at Anchorage, Alaska: *UK leads, 1-0*

CAMPBELL (UK LEADS, 1-0)

| Season | Score | Site |
|--------|----------|--------------|
| 2005: | W, 82-50 | at Lexington |

at Lexington: *UK leads, 1-0*

CANISIUS (UK LEADS, 3-0)

| Season | Score | Site |
|--------|----------|------------------|
| 1997: | W, 68-45 | at Lexington |
| 1998: | W, 81-54 | at Buffalo, N.Y. |
| 2017: | W, 93-69 | at Lexington |

at Lexington: *UK leads, 2-0*

at Buffalo, N.Y.: *UK leads, 1-0*

CARNEGIE TECH (UK LEADS, 2-0)

| Season | Score | Site |
|--------|----------|--------------|
| 1932: | W, 36-34 | at Lexington |
| 1944: | W, 61-14 | at New York |

at Lexington: *UK leads, 1-0*

at Neutral Sites: *UK leads, 1-0*

at New York: *UK leads, 1-0*

CENTENARY (UK LEADS, 3-1)

| Season | Score | Site |
|--------|----------|--------------|
| 1923: | L, 28-21 | at Lexington |
| 1937: | W, 37-19 | at Lexington |
| 1938: | W, 35-25 | at Lexington |
| 1941: | W, 70-18 | at Lexington |

at Lexington: *UK leads, 3-1*

CENTRAL (CC LEADS, 9-7)

| Season | Score | Site |
|--------|------------------------|------------------|
| 1906: | W, 15-14 | at Lexington |
| | W, 17-15 | at Danville, Ky. |
| 1907: | W, 22-9 | at Lexington |
| | L, 25-23 ^{OT} | at Lexington |
| | L, 15-13 | at Lexington |
| 1908: | L, 32-21 | at Danville, Ky. |
| | W, 31-20 | at Lexington |
| | L, 29-10 | at Danville, Ky. |
| 1909: | W, 24-23 | at Lexington |
| | L, 35-20 | at Danville, Ky. |
| | L, 26-20 | at Danville, Ky. |
| 1910: | L, 87-17 | at Danville, Ky. |
| | L, 31-13 | at Lexington |
| | L, 51-9 | at Danville, Ky. |
| 1912: | W, 32-13 | at Danville, Ky. |
| | W, 52-10 | at Lexington |

at Lexington: *UK leads, 5-3*

at Danville, Ky.: *CC leads, 6-2*

*Central University consolidated with Centre College in 1912. The schools are now considered one in the same under the name.

CENTRAL ARKANSAS (UK LEADS, 1-0)

| Season | Score | Site |
|--------|----------|--------------|
| 2008: | W, 67-40 | at Lexington |

at Lexington: *UK leads, 1-0*

CENTRAL MICH. (UK LEADS, 2-0)

| Season | Score | Site |
|--------|----------|------------------------|
| 1975: | W, 90-73 | at Dayton, Ohio (NCAA) |
| 2009: | W, 84-52 | at Lexington |

at Lexington: *UK leads, 1-0*

at Neutral Sites: *UK leads, 1-0*

at Dayton, Ohio: *UK leads, 1-0*

CENTRE (UK LEADS, 18-10)

| Season | Score | Site |
|--------|-------------------------|------------------|
| 1916: | W, 38-5 | at Danville, Ky. |
| | W, 38-14 | at Lexington |
| 1917: | W, 31-21 | at Lexington |
| | L, 38-24 | at Danville, Ky. |
| 1918: | L, 29-21 | at Danville, Ky. |
| | W, 22-20 ^{3OT} | at Lexington |
| | L, 24-12 | at Louisville |
| 1919: | L, 38-30 | at Danville, Ky. |
| | L, 21-10 | at Lexington |
| 1920: | L, 44-15 | at Danville, Ky. |
| | L, 20-18 ^{OT} | at Lexington |
| 1921: | L, 29-27 | at Danville, Ky. |
| | W, 20-13 | at Lexington |
| 1922: | W, 28-21 | at Danville, Ky. |
| | W, 40-23 | at Lexington |

| | | |
|-------|----------|------------------|
| 1923: | L, 14-21 | at Lexington |
| | L, 10-17 | at Danville, Ky. |
| 1924: | W, 27-18 | at Danville, Ky. |
| | W, 38-24 | at Lexington |
| 1925: | W, 33-26 | at Danville, Ky. |
| | W, 39-10 | at Lexington |
| 1926: | W, 45-25 | at Lexington |
| | W, 46-19 | at Danville, Ky. |
| 1927: | W, 27-25 | at Lexington |
| | W, 22-16 | at Danville, Ky. |
| 1928: | W, 36-23 | at Danville, Ky. |
| | W, 30-20 | at Lexington |
| 1929: | W, 47-11 | at Lexington |

at Lexington: *UK leads, 11-3*
at Danville, Ky.: *UK leads, 7-6*
at Neutral Sites: *CC leads, 1-0*
at Louisville: *CC leads, 1-0*

*Central University consolidated with Centre College in 1912. The schools are now considered one in the same under the name.

CHAMINADE (UK LEADS, 1-0)

| Season | Score | Site |
|--------|----------|-------------|
| 1986: | W, 89-57 | at Honolulu |

at Honolulu: *UK leads, 1-0*

CHARLOTTE (UK LEADS, 2-0)

| Season | Score | Site |
|--------|----------|---------------------|
| 1976: | W, 71-67 | at New York (NIT) |
| 1988: | W, 84-81 | at Lexington (UKIT) |

at Lexington: *UK leads, 1-0*

at Neutral Sites: *UK leads, 1-0*

at New York: *UK leads, 1-0*

CHATTANOOGA (UK LEADS, 12-0)

| Season | Score | Site |
|--------|----------|-----------------------|
| 1914: | W, 40-7 | at Lexington |
| 1919: | W, 29-26 | at Chattanooga, Tenn. |
| 1921: | W, 42-10 | at Lexington |
| 1923: | W, 25-18 | at Lexington |
| 1924: | W, 24-23 | at Chattanooga, Tenn. |
| 1931: | W, 55-18 | at Lexington |
| 1932: | W, 51-17 | at Lexington |
| 1934: | W, 47-20 | at Lexington |
| 1935: | W, 66-19 | at Lexington |
| 1991: | W, 86-70 | at Lexington |
| 2007: | W, 79-63 | at |

Scores vs. All Opponents

| | | |
|-------|-----------|------------------------|
| 1945: | W, 66-24 | at Lexington |
| | W, 65-35 | at Cincinnati |
| 1946: | W, 67-31 | at Lexington |
| 1947: | W, 80-49 | at Cincinnati |
| 1948: | W, 67-31 | at Cincinnati |
| | W, 70-43 | at Lexington |
| 1984: | W, 24-11 | at Cincinnati |
| 1985: | W, 66-55 | at Lexington |
| 1986: | W, 84-54 | at Lexington |
| 1988: | W, 101-77 | at Lexington |
| 1991: | W, 75-71 | at Cincinnati |
| 2005: | W, 69-60 | at Indianapolis (NCAA) |
| 2015: | W, 64-51 | at Louisville (NCAA) |

at Lexington: UK leads, 18-3
at Cincinnati: UK leads, 8-7
at Neutral Sites: UK leads, 2-0
at Indianapolis: UK leads, 1-0
at Louisville: UK leads, 1-0

CINCINNATI YMCA (Cin. LEADS, 2-0)

| Season | Score | Site |
|--------|----------|---------------|
| 1905: | L, 43-22 | at Lexington |
| 1906: | L, 38-9 | at Cincinnati |

at Lexington: Cin. YMCA leads, 1-0
at Cincinnati: Cin. YMCA leads, 1-0

CITY COLLEGE OF NEW YORK (CCNY LEADS, 1-0)

| Season | Score | Site |
|--------|----------|-------------------|
| 1950: | L, 89-50 | at New York (NIT) |

at Neutral Sites: CCNY leads, 1-0
at New York: CCNY leads, 1-0

CLEMSON (UK LEADS, 12-4)

| Season | Score | Site |
|--------|------------------------|--------------------|
| 1922: | W, 38-14 | at Lexington |
| 1923: | L, 30-13 | at Lexington |
| 1924: | W, 38-13 | at Lexington |
| 1927: | W, 33-17 | at Lexington |
| 1930: | W, 31-15 | at Lexington |
| | W, 34-20 | at Clemson, S.C. |
| 1931: | W, 33-21 | at Lexington |
| | L, 29-26 | at Clemson, S.C. |
| 1932: | W, 43-24 | at Lexington |
| | W, 30-17 | at Clemson, S.C. |
| 1933: | W, 67-18 | at Lexington |
| 1934: | W, 42-32 | at Clemson, S.C. |
| 1940: | W, 55-31 | at Asheville, N.C. |
| 1979: | L, 68-67 ^{OT} | at Lexington (NIT) |
| 1997: | L, 79-71 ^{OT} | at Indianapolis |
| 1998: | W, 76-61 | at Phoenix |

at Lexington: UK leads, 7-2
at Clemson, S.C.: UK leads, 3-1
at Neutral Sites: CU leads, 2-1
at Asheville, N.C.: UK leads, 1-0
at Indianapolis: CU leads, 1-0
at Phoenix: CU leads, 1-0

CLEVELAND STATE (UK LEADS, 3-0)

| Season | Score | Site |
|--------|-----------|-------------------|
| 2010: | W, 73-49 | at Cancun, Mexico |
| 2014: | W, 68-61 | at Lexington |
| 2017: | W, 101-70 | at Lexington |

at Lexington: UK leads, 2-0
at Neutral Sites: UK leads, 1-0
at Cancun, Mexico: UK leads, 1-0

COLLEGE OF CHARLESTON (UK LEADS, 2-0)

| Season | Score | Site |
|--------|----------|----------------------|
| 1997: | W, 92-65 | at Anchorage, Alaska |
| 2007: | W, 77-61 | at Lexington |

at Lexington: UK leads, 1-0
at Neutral Sites: UK leads, 1-0
at Anchorage, Alaska: UK leads, 1-0

COLORADO (UK LEADS, 1-0)

| Season | Score | Site |
|--------|----------|--------------------------|
| 1999: | W, 64-52 | at Bayamone, Puerto Rico |

at Neutral Sites: UK leads, 1-0
at Bayamone, P.R.: UK leads, 1-0

COLUMBIA (UK LEADS, 2-0)

| Season | Score | Site |
|--------|----------|--------------------|
| 1948: | W, 76-53 | at New York (NCAA) |
| 2015: | W, 56-46 | at Lexington |

at Lexington: UK leads, 1-0
at Neutral Sites: UK leads, 1-0
at New York: UK leads, 1-0

COPPIN STATE (UK LEADS, 2-0)

| Season | Score | Site |
|--------|----------|--------------|
| 2005: | W, 77-46 | at Lexington |
| 2011: | W, 91-61 | at Lexington |

at Lexington: UK leads, 2-0

CORNELL (TIED, 1-1)

| Season | Score | Site |
|--------|----------|--------------------------|
| 1967: | L, 92-77 | at Lexington |
| 2010: | W, 62-45 | at Syracuse, N.Y. (NCAA) |

at Lexington: CU leads, 1-0
at Neutral Sites: UK leads, 1-0
at Syracuse, N.Y.: UK leads, 1-0

CREIGHTON (UK LEADS, 8-4)

| Season | Score | Site |
|--------|----------|----------------------|
| 1930: | L, 28-27 | at Lexington |
| | W, 25-21 | at Lexington |
| 1933: | W, 32-26 | at Omaha, Neb. |
| | L, 34-22 | at Omaha, Neb. |
| 1935: | W, 63-42 | at Lexington |
| | W, 24-12 | at Lexington |
| 1936: | L, 31-29 | at Lexington |
| | W, 68-38 | at Lexington |
| 1937: | W, 59-36 | at Lexington |
| 1940: | L, 54-45 | at Omaha, Neb. |
| 1948: | W, 65-23 | at Omaha, Neb. |
| 2009: | W, 65-63 | at Omaha, Neb. (NIT) |

at Lexington: UK leads, 5-2
at Omaha, Neb.: UK leads, 3-2

CUMBERLAND (UK LEADS, 4-1)

| Season | Score | Site |
|--------|----------|----------------------|
| 1917: | W, 48-20 | at Williamsburg, Ky. |
| 1918: | W, 42-21 | at Williamsburg, Ky. |
| 1919: | W, 22-21 | at Williamsburg, Ky. |
| 1920: | L, 30-21 | at Williamsburg, Ky. |
| 1921: | W, 37-21 | at Lexington |

at Lexington: UK leads, 1-0
at Williamsburg, Ky.: UK leads, 3-1

DARTMOUTH (UK LEADS, 3-1)

| Season | Score | Site |
|--------|-----------|-----------------------|
| 1942: | L, 47-28 | at New Orleans (NCAA) |
| 1963: | W, 95-49 | at Lexington |
| 1965: | W, 107-77 | at Lexington |
| 1974: | W, 102-77 | at Lexington |

at Lexington: UK leads, 3-0
at Neutral Sites: DU leads, 1-0
at New Orleans: DU leads, 1-0

DAVIDSON (UK LEADS, 1-0)

| Season | Score | Site |
|--------|----------|---------------------------|
| 1986: | W, 75-55 | at Charlotte, N.C. (NCAA) |

at Neutral Sites: UK leads, 1-0
at Charlotte, N.C.: UK leads, 1-0

DAYTON (UK LEADS, 3-2)

| Season | Score | Site |
|--------|----------|---------------------------|
| 1948: | W, 70-29 | at Lexington |
| 1956: | L, 89-74 | at Lexington (UKIT) |
| 1966: | W, 86-79 | at Iowa City, Iowa (NCAA) |
| 1968: | W, 88-85 | at Lexington (UKIT) |
| 2000: | L, 68-66 | at Cincinnati |

at Lexington: UK leads, 2-1
at Neutral Sites: Tied, 1-1
at Cincinnati: UD leads, 1-0
at Iowa City, Iowa: UK leads, 1-0

DELAWARE STATE (UK LEADS, 1-0)

| Season | Score | Site |
|--------|----------|--------------|
| 2009: | W, 71-42 | at Lexington |

at Lexington: UK leads, 1-0

DEPAUL (UK LEADS, 18-3)

| Season | Score | Site |
|--------|-----------|---------------------|
| 1943: | L, 53-44 | at Chicago |
| 1947: | W, 65-45 | at Louisville |
| | L, 53-47 | at Chicago |
| 1948: | W, 74-50 | at Louisville |
| | W, 68-51 | at Chicago |
| 1949: | W, 67-36 | at Louisville |
| | W, 56-45 | at Chicago |
| 1950: | W, 49-47 | at Louisville |
| | W, 86-53 | at Chicago |
| 1951: | W, 63-55 | at Lexington |
| | W, 60-57 | at Chicago |
| 1952: | W, 98-60 | at Lexington |
| | W, 63-61 | at Chicago |
| 1954: | W, 81-63 | at Lexington |
| | W, 76-61 | at Chicago |
| 1955: | W, 92-59 | at Lexington |
| | W, 76-72 | at Chicago |
| 1956: | W, 71-69 | at Lexington |
| | L, 81-79 | at Chicago |
| 1971: | W, 106-85 | at Lexington (UKIT) |
| 2007: | W, 87-81 | at Honolulu |

at Lexington: UK leads, 6-0
at Chicago: UK leads, 7-3
at Neutral Sites: UK leads, 5-0
at Honolulu: UK leads, 1-0
at Louisville: UK leads, 4-0

DEPAUW (DU LEADS, 3-1)

| Season | Score | Site |
|--------|----------|----------------------|
| 1910: | L, 24-11 | at Lexington |
| | L, 28-16 | at Greencastle, Ind. |
| 1926: | L, 38-29 | at Lexington |
| 1944: | W, 38-35 | at Lexington |

at Lexington: DU leads, 2-1
at Greencastle, Ind.: DU leads, 1-0

DETROIT MERCY (TIED, 1-1)

| Season | Score | Site |
|--------|----------|--------------|
| 1944: | L, 34-26 | at Detroit |
| 1983: | W, 83-46 | at Lexington |

at Lexington: UK leads, 1-0
at Detroit: DM leads, 1-0

DREXEL (UK LEADS, 1-0)

| Season | Score | Site |
|--------|----------|--------------|
| 2010: | W, 88-44 | at Lexington |

at Lexington: UK leads, 1-0

DUKE (UK LEADS, 12-9)

| Season | Score | Site |
|--------|--------------------------|--------------------------------|
| 1930: | L, 37-32 | at Atlanta (So. Con.) |
| 1931: | W, 35-30 | at Atlanta (So. Con.) |
| 1932: | W, 37-30 | at Lexington |
| 1954: | W, 85-69 | at Lexington (UKIT) |
| 1956: | W, 81-76 | at Lexington |
| 1957: | L, 85-84 | at Durham, N.C. |
| 1958: | W, 78-74 | at Lexington |
| 1959: | W, 78-64 | at Durham, N.C. |
| 1964: | W, 81-79 | at New Orleans (Sugar) |
| 1966: | W, 83-79 | at College Park, Md. (NCAA) |
| 1970: | W, 98-76 | at Lexington (UKIT) |
| 1978: | W, 94-88 | at St. Louis (NCAA) |
| 1980: | L, 82-76 ^{OT} | at Springfield, Mass. |
| | L, 55-54 | at Lexington (NCAA) |
| 1989: | L, 80-55 | at Springfield, Mass. |
| 1992: | L, 104-10 ^{3OT} | at Philadelphia (NCAA) |
| 1998: | W, 86-84 | at St. Petersburg, Fla. (NCAA) |
| 1999: | L, 71-60 | at E. Rutherford, N.J. |
| 2002: | L, 95-92 ^{OT} | at E. Rutherford, N.J. |
| 2013: | L, 75-68 | at Atlanta, Ga. |
| 2016: | W, 74-63 | at Chicago |

at Lexington: UK leads, 5-1
at Durham, N.C.: Tied, 1-1
at Neutral Sites: DU leads, 7-6
at Atlanta: DU leads, 2-1
at Chicago: UK leads, 1-0
at College Park, Md.: UK leads, 1-0
at East Rutherford, N.J.: DU leads, 2-0
at New Orleans: UK leads, 1-0
at Philadelphia: DU leads, 1-0
at Springfield, Mass.: DU leads, 2-0
at St. Louis: UK leads, 1-0
at St. Petersburg, Fla.: UK leads, 1-0

DUQUESNE (UK LEADS, 2-0)

| Season | Score | Site |
|--------|----------|---------------------|
| 1983: | W, 55-42 | at Lexington (UKIT) |
| 2017: | W, 93-59 | at Lexington |

at Lexington: UK leads, 2-0

EASTERN KENTUCKY (UK LEADS, 12-0)

| Season | Score | Site |
|--------|-----------|------------------------|
| 1959: | W, 35-10 | at Lexington |
| 1991: | W, 74-60 | at Lexington |
| 1992: | W, 85-55 | at Lexington |
| 1993: | W, 82-73 | at Lexington |
| 1994: | W, 107-78 | at Lexington |
| 1999: | W, 99-64 | at Lexington |
| 2001: | W, 94-79 | at Lexington |
| 2004: | W, 101-72 | at Lexington |
| 2005: | W, 72-64 | at Indianapolis (NCAA) |
| 2007: | W, 78-65 | at Lexington |
| 2015: | W, 82-49 | at Lexington |
| 2016: | W, 88-67 | at Lexington |

at Lexington: UK leads, 11-0
at Neutral Sites: UK leads, 1-0
at Indianapolis: UK leads, 1-0

EASTERN MICHIGAN (UK LEADS, 2-0)

| Season | Score | Site |
|--------|----------|--------------|
| 2013: | W, 90-38 | at Lexington |
| 2014: | W, 81-63 | at Lexington |

at Lexington: UK leads, 2-0

EAST CAROLINA (UK LEADS, 1-0)

| Season | Score | Site |
|--------|----------|---------------------|
| 1986: | W, 86-52 | at Lexington (UKIT) |

at Lexington: UK leads, 1-0

EAST TENNESSEE STATE (UK LEADS, 4-0)

| Season | Score | Site |
|--------|----------|--------------|
| 1981: | W, 69-54 | at Lexington |
| 1985: | W, 62-57 | at Lexington |

| | | |
|-------|-----------|-----------------------|
| 2010: | W, 100-71 | at New Orleans (NCAA) |
| 2011: | W, 88-65 | at Lexington |

at Lexington: UK leads, 3-0
at Neutral Sites: UK leads, 1-0
at New Orleans: UK leads, 1-0

FIU (UK LEADS, 1-0)

| Season | Score | Site |
|--------|----------|--------------|
| 2008: | W, 92-49 | at Lexington |

at Lexington: UK leads, 1-0

FLORIDA (UK LEADS, 100-38)

| Season | Score | Site |
|--------|----------|-----------------------|
| 1927: | W, 44-36 | at Lexington |
| 1931: | W, 56-36 | at Atlanta (So. Con.) |
| 1933: | W, 48-24 | at Atlanta (SEC) |
| 1934: | L, 38-32 | at Atlanta (SEC) |
| 1942: | W, 42-36 | at Louisville (SEC) |
| 1945: | W, 57-35 | at Louisville (SEC) |
| 1946: | W, 69-32 | at Louisville (SEC) |
| 1948: | W, 87-31 | at Louisville (SEC) |
| 1949: | W, 73-36 | at Louisville (SEC) |
| 1951: | W, 85-37 | at Lexington |
| 1952: | W, 99-52 | at Gainesville, Fla. |
| 1954: | W, 97-55 | at Gainesville, Fla. |
| 1955: | W, 87-63 | at Lexington |
| 1956: | W, 81-70 | at Gainesville, Fla. |
| 1957: | W, 61-28 | at Lexington |
| 1958: | W, 78-56 | at Gainesville, Fla. |
| 1959: | W, 94-51 | at Lexington |
| 1960: | W, 75-62 | at Gainesville, Fla. |
| 1961: | W, 89-68 | at Lexington |
| 1962: | W, 81-69 | at Gainesville, Fla. |
| 1963: | W, 94-71 | at Lexington |
| 1964: | W, 77-72 | at Gainesville, Fla. |
| 1965: | L, 84-68 | at Gaines |

Scores vs. All Opponents

| | | |
|---|---|---|
| 1995: | W, 73-60 W, 83-67 W, 87-77 W, 86-72 W, 77-63 | at Memphis, Tenn. (SEC) at Gainesville, Fla. at Lexington at Atlanta (SEC) at Lexington |
| 1996: | W, 94-63 W, 100-76 W, 92-65 | at Gainesville, Fla. at New Orleans (SEC) at Gainesville, Fla. |
| 1997: | W, 85-56 L, 86-78 W, 79-54 W, 93-58 L, 75-68 | at Lexington at Lexington at Gainesville, Fla. at Lexington at Gainesville, Fla. |
| 2000: | L, 90-73 W, 85-70 W, 71-70 L, 94-86 | at Gainesville, Fla. at Lexington at Lexington at Gainesville, Fla. |
| 2002: | W, 70-68 W, 70-67 W, 70-55 W, 69-67 W, 68-65 W, 82-62 W, 89-73 W, 69-66 | at Lexington at Lexington at Lexington at Gainesville, Fla. at Gainesville, Fla. at Gainesville, Fla. at Atlanta (SEC) at Lexington |
| 2005: | L, 53-52 L, 70-53 L, 95-80 L, 79-64 L, 64-61 L, 85-72 L, 81-70 ^{OT} W, 75-70 | at Gainesville, Fla. at Atlanta (SEC) at Atlanta (SEC) at Lexington at Lexington at Gainesville, Fla. at Lexington at Lexington |
| 2009: | W, 68-65 L, 60-53 W, 89-77 W, 74-66 L, 68-70 W, 76-68 W, 70-54 W, 78-58 W, 74-59 W, 74-71 L, 69-52 W, 61-57 L, 69-59 L, 84-65 L, 61-60 W, 68-61 W, 67-50 W, 64-49 W, 80-61 W, 88-79 L, 86-66 W, 76-66 | at Lexington at Gainesville, Fla. at Gainesville, Fla. at Lexington at Gainesville, Fla. at Lexington at Atlanta (SEC) at Lexington at Lexington at Gainesville, Fla. at Atlanta, Ga. (SEC) at Gainesville, Fla. at Lexington at Lexington at Gainesville, Fla. at Atlanta, Ga. (SEC) at Gainesville, Fla. at Lexington at Lexington at Nashville, Tenn. (SEC) at Lexington at Gainesville, Fla. at Lexington |
| | at Lexington: UK leads, 51-9 at Gainesville, Fla.: UK leads, 35-25 at Neutral Sites: UK leads, 14-4 at Atlanta: UK leads, 5-3 at Birmingham, Ala.: UF leads, 1-0 at Louisville: UK leads, 5-0 at Memphis, Tenn.: UK leads, 1-0 at Nashville, Tenn.: UK leads, 1-0 at New Orleans: UK leads, 2-0 | |
| FLORIDA A&M (UK LEADS, 1-0) | | |
| Season | Score | Site |
| 2004: | W, 96-76 | at Columbus, Ohio (NCAA) |
| | at Neutral Sites: UK leads, 1-0 at Columbus, Ohio: UK leads, 1-0 | |
| FLORIDA ATLANTIC (UK LEADS, 1-0) | | |
| Season | Score | Site |
| 2009: | W, 76-69 | at Lexington |
| | at Lexington: UK leads, 1-0 | |
| FLORIDA STATE (UK LEADS, 6-2) | | |
| Season | Score | Site |
| 1959: | W, 91-68 | at Lexington |
| 1961: | L, 63-58 | at Lexington |
| 1963: | W, 83-54 | at Lexington |
| 1972: | L, 73-54 | at Dayton, Ohio (NCAA) |
| 1977: | W, 97-57 | at Louisville |
| 1978: | W, 85-76 | at Knoxville, Tenn. (NCAA) |
| 1980: | W, 97-78 | at Bowling Green, Ky. (NCAA) |
| 1993: | W, 106-81 | at Charlotte, N.C. (NCAA) |
| | at Lexington: UK leads, 2-1 at Neutral Sites: UK leads, 4-1 at Bowling Green, Ky.: UK leads, 1-0 at Charlotte, N.C.: UK leads, 1-0 at Dayton, Ohio: FSU leads, 1-0 at Knoxville, Tenn.: UK leads, 1-0 at Louisville: UK leads, 1-0 | |

FORT BENNING (UK LEADS, 1-0)

| | | |
|--------|-----------------------------|--------------|
| Season | Score | Site |
| 1946: | W, 81-25 | at Lexington |
| | at Lexington: UK leads, 1-0 | |

FORT KNOX (UK LEADS, 7-0)

| | | |
|--------|-----------------------------|--------------|
| Season | Score | Site |
| 1943: | W, 64-30 | at Lexington |
| 1944: | W, 51-18 | at Lexington |
| | W, 76-48 | at Lexington |
| 1945: | W, 56-23 | at Lexington |
| | W, 59-34 | at Lexington |
| 1947: | W, 68-31 | at Lexington |
| 1948: | W, 80-41 | at Lexington |
| | at Lexington: UK leads, 7-0 | |

FURMAN (UK LEADS, 1-0)

| | | |
|--------|-----------------------------|--------------|
| Season | Score | Site |
| 1990: | W, 104-73 | at Lexington |
| | at Lexington: UK leads, 1-0 | |

GARDNER-WEBB (GW LEADS, 1-0)

| | | |
|--------|-----------------------------|--------------|
| Season | Score | Site |
| 2008: | L, 84-68 | at Lexington |
| | at Lexington: GW leads, 1-0 | |

GEORGE WASHINGTON (UK LEADS, 1-0)

| | | |
|--------|---|-----------------|
| Season | Score | Site |
| 1998: | W, 70-55 | at Maui, Hawaii |
| | at Neutral Sites: UK leads, 1-0 at Maui, Hawaii: UK leads, 1-0 | |

GEORGETOWN [Ky.] (UK LEADS, 35-15)

| | | |
|-----------------------------------|--|--|
| Season | Score | Site |
| 1903: | L, 15-6 | at Lexington |
| 1904: | L, 26-11 L, 22-10 | at Georgetown, Ky. at Lexington |
| 1905: | L, 14-9 | at Lexington |
| 1906: | L, 34-9 L, 28-22 | at Georgetown, Ky. at Lexington |
| 1907: | W, 16-15 L, 19-8 L, 30-22 | at Lexington at Georgetown, Ky. at Georgetown, Ky. |
| 1908: | W, 18-13 W, 43-32 | at Lexington at Lexington |
| 1909: | W, 48-19 W, 31-11 | at Georgetown, Ky. at Lexington |
| 1910: | W, 34-16 W, 24-23 | at Georgetown, Ky. at Lexington |
| 1911: | W, 47-22 | at Georgetown, Ky. |
| 1912: | W, 38-12 W, 19-18 | at Lexington at Georgetown, Ky. |
| 1916: | W, 29-22 W, 30-22 | at Georgetown, Ky. at Lexington |
| 1917: | L, 22-19 W, 32-18 W, 22-18 | at Georgetown, Ky. at Lexington at Lexington |
| 1918: | W, 22-18 W, 25-16 | at Lexington at Georgetown, Ky. |
| 1919: | L, 32-30 L, 22-18 | at Lexington at Georgetown, Ky. |
| 1920: | W, 25-14 W, 28-16 | at Lexington at Georgetown, Ky. |
| 1921: | W, 38-23 W, 56-11 | at Lexington at Georgetown, Ky. |
| 1922: | L, 26-17 W, 26-17 W, 41-21 | at Lexington at Georgetown, Ky. at Atlanta (SIAA) |
| 1923: | W, 24-13 L, 48-21 | at Georgetown, Ky. at Lexington |
| 1924: | W, 32-24 W, 39-35 | at Georgetown, Ky. at Lexington |
| 1925: | W, 25-17 W, 36-21 | at Lexington at Georgetown, Ky. |
| 1926: | W, 36-21 W, 25-20 | at Georgetown, Ky. at Lexington |
| 1927: | L, 26-19 | at Georgetown, Ky. |
| 1930: | W, 46-9 | at Lexington |
| 1931: | W, 67-19 | at Lexington |
| 1932: | W, 66-24 | at Lexington |
| 1933: | W, 62-21 | at Lexington |
| 1934: | W, 41-12 | at Lexington |
| 1936: | W, 42-17 | at Lexington |
| 1937: | W, 46-21 | at Lexington |
| 1939: | W, 39-19 | at Lexington |
| | at Lexington: UK leads, 22-7 at Georgetown, Ky.: UK leads, 12-8 at Neutral Sites: UK leads, 1-0 at Atlanta: UK leads, 1-0 | |
| GEORGETOWN (GU LEADS, 2-0) | | |
| Season | Score | Site |
| 1922: | L, 28-23 | at Washington, D.C. |
| 1984: | L, 53-40 | at Seattle (NCAA) |
| | at Washington, D.C.: GU leads, 1-0 at Neutral Sites: GU leads, 1-0 at Seattle: GU leads, 1-0 | |

GEORGIA (UK LEADS, 124-26)

| | | |
|--------|--|--|
| Season | Score | Site |
| 1921: | W, 20-19 | at Atlanta (SIAA) |
| 1923: | L, 23-19 | at Lexington |
| 1925: | L, 28-24 L, 32-31 W, 22-18 W, 39-34 | at Athens, Ga. at Atlanta (So. Con.) at Athens, Ga. at Atlanta (So. Con.) |
| 1928: | W, 33-16 | at Atlanta (So. Con.) |
| 1929: | L, 26-24 | at Atlanta (So. Con.) |
| 1930: | W, 22-21 ^{OT} W, 36-23 L, 25-16 | at Athens, Ga. at Lexington at Athens, Ga. |
| 1940: | W, 51-43 W, 51-26 | at Knoxville, Tenn. (SEC) at Athens, Ga. |
| 1942: | W, 55-38 W, 60-28 W, 59-30 | at Lexington at Athens, Ga. at Louisville (SEC) |
| 1944: | W, 57-29 | at Louisville (SEC) |
| 1945: | W, 73-37 | at Lexington |
| 1947: | W, 84-45 W, 81-40 W, 88-51 | at Athens, Ga. at Lexington at Athens, Ga. |
| 1948: | W, 95-40 | at Lexington |
| 1950: | L, 71-60 W, 88-56 W, 79-63 W, 88-41 | at Athens, Ga. at Lexington at Louisville (SEC) at Lexington |
| 1951: | W, 88-41 | at Lexington |
| 1952: | W, 95-55 | at Louisville |
| 1954: | W, 106-55 W, 100-68 W, 86-40 W, 143-66 | at Lexington at Owensboro, Ky. at Lexington at Louisville |
| 1955: | W, 86-40 | at Lexington |
| 1956: | W, 84-33 | at Lexington |
| 1957: | W, 84-53 | at Lexington |
| 1958: | W, 74-55 | at Atlanta |
| 1959: | W, 108-55 | at Lexington |
| 1960: | W, 84-60 | at Columbus, Ga. |
| 1961: | W, 74-67 | at Lexington |
| 1962: | W, 86-59 | at Atlanta |
| 1963: | W, 74-67 | at Lexington |
| 1964: | W, 103-83 | at Athens, Ga. |
| 1965: | W, 102-82 W, 96-64 W, 69-65 ^{2OT} | at Athens, Ga. at Lexington at Athens, Ga. |
| 1966: | W, 74-50 L, 49-40 W, 101-76 | at Lexington at Athens, Ga. at Lexington |
| 1968: | W, 104-73 W, 106-87 W, 88-68 | at Lexington at Athens, Ga. at Lexington |
| 1969: | W, 85-77 W, 85-77 | at Athens, Ga. at Athens, Ga. |
| 1970: | W, 72-71 W, 116-86 | at Athens, Ga. at Lexington |
| 1971: | W, 79-66 W, 107-95 L, 85-73 W, 87-63 | at Lexington at Athens, Ga. at Athens, Ga. at Lexington |
| 1972: | W, 87-63 W, 99-68 W, 99-86 | at Lexington at Athens, Ga. at Athens, Ga. |
| 1974: | W, 80-74 W, 86-72 W, 96-77 W, 75-61 | at Lexington at Athens, Ga. at Athens, Ga. at Lexington |
| 1975: | W, 96-77 W, 92-76 L, 86-81 | at Athens, Ga. at Lexington at Athens, Ga. |
| 1977: | W, 64-59 ^{OT} W, 72-54 W, 90-73 | at Lexington at Athens, Ga. at Lexington |
| 1978: | W, 78-67 W, 73-64 W, 90-74 | at Athens, Ga. at Athens, Ga. at Athens, Ga. |
| 1979: | W, 95-69 W, 56-49 | at Atlanta at Lexington |
| 1980: | W, 76-62 W, 71-68 ^{OT} | at Lexington at Athens, Ga. |
| 1982: | W, 68-66 W, 82-73 | at Athens, Ga. at Lexington |
| 1983: | L, 70-63 W, 81-72 W, 64-40 | at Athens, Ga. at Lexington at Lexington |
| 1984: | W, 66-64 W, 92-79 L, 81-73 | at Athens, Ga. at Nashville, Tenn. (SEC) at Athens, Ga. |
| 1985: | L, 79-77 W, 74-69 W, 80-75 | at Lexington at Lexington at Athens, Ga. |
| 1987: | L, 69-65 L, 79-71 W, 84-77 | at Louisville at Athens, Ga. at Atlanta |
| 1988: | W, 80-72 W, 62-57 L, 84-72 | at Lexington at Baton Rouge, La. (SEC) at Lexington |
| 1989: | W, 76-65 L, 84-72 L, 106-91 | at Lexington at Athens, Ga. at Athens, Ga. |
| 1990: | W, 88-77 W, 81-80 | at Lexington at Athens, Ga. |

| | | |
|-------|---|---|
| 1992: | W, 96-84 W, 78-66 W, 84-73 | at Lexington at Lexington at Athens, Ga. |
| 1993: | W, 74-59 W, 86-70 | at Athens, Ga. at Lexington |
| 1994: | L, 94-90 ^{OT} W, 80-59 W, 83-71 | at Athens, Ga. at Lexington at Lexington |
| 1995: | W, 97-74 W, 82-77 | at Athens, Ga. at Athens, Ga. |
| 1996: | W, 86-73 W, 86-65 W, 82-57 W, 95-68 | at Lexington at Athens, Ga. at Lexington at Memphis, Tenn. (SEC) |
| 1998: | W, 90-79 W, 85-74 W, 91-83 ^{OT} W, 92-71 | at Athens, Ga. at Lexington at Athens, Ga. at Lexington |
| 2000: | W, 75-69 W, 70-64 W, 67-63 W, 85-70 | at Athens, Ga. at Lexington at Lexington at Athens, Ga. |
| 2002: | L, 88-84 L, 78-69 W, 87-67 W, 74-66 | at Athens, Ga. at Lexington at Lexington at Athens, Ga. |
| 2004: | L, 65-57 L, 74-68 W, 69-60 W, 76-55 | at Lexington at Athens, Ga. at Atlanta (SEC) at Athens, Ga. |
| 2005: | W, 60-51 W, 69-55 W, 68-61 L, 78-69 ^{OT} W, 82-70 | at Lexington at Athens, Ga. at Lexington at Athens, Ga. at Lexington |
| 2007: | W, 82-70 W, 63-58 W, 61-55 L, 60-56 ^{OT} | at Lexington at Athens, Ga. at Lexington at Atlanta (SEC) |
| 2009: | W, 68-45 L, 90-85 W, 76-68 W, 80-68 L, 70-77 | at Athens, Ga. at Lexington at Lexington at Athens, Ga. at Athens, Ga. |
| 2011: | W, 66-60 W, 57-44 W, 79-49 L, 72-62 W, 79-54 | at Lexington at Athens, Ga. at Lexington at Athens, Ga. at Lexington |
| 2012: | W, 70-58 W, 69-58 W, 72-64 W, 82-48 W, 93-80 | at Lexington at Lexington at Athens, Ga. at Lexington at Nashville, Tenn. (SEC) |
| 2013: | W, 90-81 ^{OT} W, 82-77 W, 71-60 | at Lexington at Athens, Ga. at Nashville, Tenn. (SEC) |
| | at Lexington: UK leads, 60-5 at Athens, Ga.: UK leads, 42-17 at Neutral Sites: UK leads, 22-3 at Atlanta: UK leads, 9-3 at Baton Rouge, La.: UK leads, 1-0 at Columbus, Ga.: UK leads, 1-0 at Knoxville, Tenn.: UK leads, 1-0 at Louisville: UK leads, 5-1 at Memphis, Tenn.: UK leads, 1-0 at Nashville, Tenn.: UK leads, 3-0 at Owensboro, Ky.: UK leads, 1-0 | |

GEORGIA STATE (UK LEADS, 2-0)

| | | |
|--------|--|--------------|
| Season | Score | Site |
| 2005: | W, 77-59 | at Lexington |
| 2006: | W, 73-46 | at Atlanta |
| | at Lexington: UK leads, 1-0 at Atlanta: UK leads, 1-0 | |

GEORGIA TECH (UK LEADS, 56-15)

| | | |
|--------|----------------------|----------------------------|
| Season | Score | Site |
| 1924: | W, 33-27 | at Lexington |
| 1925: | W, 18-16 | at Atlanta |
| 1926: | W, 25-24 | at Lexington |
| 1927: | L, 48-16 | at Atlanta |
| 1928: | L, 35-31 | at Lexington |
| 1929: | L, 33-19 | at Atlanta |
| 1930: | W, 39-19 | at Lexington |
| 1931: | W, 38-34 W, 35-16 | at Lexington at Atlanta |
| 1933: | W, 45-22 | at Lexington |
| 1934: | W, 49-25 | at Lexington |
| 1935: | W, 57-30 | at Lexington |
| 1937: | W, 40-30 | at Knoxville, Tenn. (SEC) |
| 1940: | L, 44-39 | at Atlanta |
| 1941: | W, 47-37 W, 60-41 | at Atlanta at Lexington |
| 1942: | W, 63-53 W, 57-51 | at Atlanta at Lexington |
| 1943: | W, 38-36 | at Atlanta |

Scores vs. All Opponents

| | | |
|---------------------------------------|-------------------------|---------------------------|
| 1945: | W, 58-31 | at Lexington |
| | W, 64-58 | at Atlanta |
| | W, 51-32 | at Lexington |
| 1946: | W, 68-43 | at Atlanta |
| | W, 54-26 | at Lexington |
| 1947: | W, 70-47 | at Atlanta |
| | W, 83-46 | at Lexington |
| | W, 75-53 | at Louisville (SEC) |
| 1948: | W, 71-56 | at Atlanta |
| | W, 78-54 | at Lexington |
| | W, 54-43 | at Louisville (SEC) |
| 1949: | W, 56-45 | at Atlanta |
| | W, 78-32 | at Lexington |
| 1950: | W, 61-47 | at Atlanta |
| | W, 97-62 | at Lexington |
| 1951: | W, 82-61 | at Atlanta |
| | W, 75-42 | at Lexington |
| | W, 82-56 | at Louisville (SEC) |
| 1952: | W, 96-51 | at Atlanta |
| | W, 93-42 | at Lexington |
| | W, 80-59 | at Louisville (SEC) |
| 1954: | W, 105-53 | at Lexington |
| | W, 99-48 | at Louisville |
| 1955: | L, 59-58 | at Lexington |
| | L, 65-59 | at Atlanta |
| 1956: | W, 104-51 | at Lexington |
| | W, 84-62 | at Atlanta |
| 1957: | W, 95-75 | at Lexington |
| | W, 76-65 | at Atlanta |
| 1958: | W, 76-60 | at Lexington |
| | L, 71-52 | at Atlanta |
| 1959: | W, 72-62 | at Lexington |
| | W, 94-70 | at Atlanta |
| 1960: | L, 62-54 | at Lexington |
| | L, 65-44 | at Atlanta |
| 1961: | W, 89-79 | at Lexington |
| | L, 62-60 | at Atlanta |
| 1962: | W, 89-70 | at Lexington |
| | W, 71-62 | at Atlanta |
| 1963: | L, 86-85 ^{20T} | at Lexington |
| | L, 66-62 | at Atlanta |
| 1964: | L, 76-67 | at Atlanta |
| | W, 79-62 | at Lexington |
| 1976: | W, 66-64 | at Lexington (UKIT) |
| 1992: | L, 81-80 | at Atlanta (Omni) |
| 1993: | W, 96-87 | at Lexington |
| 1996: | W, 83-60 | at Lexington |
| 1997: | W, 88-59 | at Atlanta (Georgia Dome) |
| 1998: | W, 85-71 | at Lexington |
| 1999: | W, 80-39 | at Atlanta (Georgia Dome) |
| 2000: | W, 80-71 | at Louisville |
| 2001: | L, 86-84 | at Atlanta (Georgia Dome) |
| at Lexington: UK leads, 30-4 | | |
| at Atlanta (campus): UK leads, 17-9 | | |
| at Neutral Sites: UK leads, 9-2 | | |
| at Atlanta: Tied, 2-2 | | |
| at Knoxville, Tenn.: UK leads, 1-0 | | |
| at Lexington: UK leads, 6-0 | | |
| GONZAGA (UK LEADS, 1-0) | | |
| Season Score Site | | |
| 2003: | W, 80-72 | at Maui, Hawaii |
| at Neutral Sites: UK leads, 1-0 | | |
| at Maui, Hawaii: UK leads, 1-0 | | |
| GRAND CANYON (UK LEADS, 1-0) | | |
| Season Score Site | | |
| 2015: | W, 85-45 | at Lexington |
| at Lexington: UK leads, 1-0 | | |
| GREAT LAKES (GL LEADS, 2-0) | | |
| Season Score Site | | |
| 1942: | L, 58-47 | at Louisville |
| 1943: | L, 53-39 | at Louisville |
| at Neutral Sites: GL leads, 2-0 | | |
| at Louisville: GL leads, 2-0 | | |
| HAMPTON (UK LEADS, 1-0) | | |
| Season Score Site | | |
| 2015: | W, 79-56 | at Louisville (NCAA) |
| at Neutral Sites: UK leads, 1-0 | | |
| at Louisville: UK leads, 1-0 | | |
| HARDIN-SIMMONS (UK LEADS, 1-0) | | |
| Season Score Site | | |
| 1966: | W, 83-55 | at Lexington |
| at Lexington: UK leads, 1-0 | | |
| HARTFORD (UK LEADS, 1-0) | | |
| Season Score Site | | |
| 2010: | W, 104-61 | at Lexington |
| at Lexington: UK leads, 1-0 | | |
| HAWAII (UK LEADS, 2-0) | | |
| Season Score Site | | |
| 1986: | W, 98-65 | at Honolulu |

| | | |
|---------------------------------------|-------------------------|----------------------------|
| 1988: | W, 86-59 | at Lexington |
| at Lexington: UK leads, 1-0 | | |
| at Honolulu: UK leads, 1-0 | | |
| HIGH POINT (UK LEADS, 3-0) | | |
| Season Score Site | | |
| 2001: | W, 102-49 | at Lexington |
| 2003: | W, 84-64 | at Lexington |
| 2006: | W, 75-55 | at Lexington |
| at Lexington: UK leads, 3-0 | | |
| HOFSTRA (UK LEADS, 1-0) | | |
| Season Score Site | | |
| 2017: | W, 96-73 | at Brooklyn, N.Y. |
| at Neutral Sites: UK leads, 1-0 | | |
| at Brooklyn, N.Y.: UK leads, 1-0 | | |
| HOLY CROSS (UK LEADS, 3-0) | | |
| Season Score Site | | |
| 1948: | W, 60-52 | at New York (NCAA) |
| 1949: | W, 51-48 | at Boston |
| 2001: | W, 72-68 | at Uniondale, N.Y. (NCAA) |
| at Boston: UK leads, 1-0 | | |
| at Neutral Sites: UK leads, 2-0 | | |
| at New York: UK leads, 1-0 | | |
| at Uniondale, N.Y.: UK leads, 1-0 | | |
| HOUSTON (UK LEADS, 3-1) | | |
| Season Score Site | | |
| 1957: | W, 111-76 | at New Orleans (Sugar) |
| 1984: | W, 75-67 | at Lexington |
| 2007: | W, 77-70 | at Lexington |
| 2008: | L, 83-69 | at Houston |
| at Lexington: UK leads, 2-0 | | |
| at Houston: UH leads, 1-0 | | |
| at Neutral Sites: UK leads, 1-0 | | |
| at New Orleans: UK leads, 1-0 | | |
| IDAHO (UK LEADS, 2-0) | | |
| Season Score Site | | |
| 1947: | W, 65-35 | at Lexington |
| 1956: | W, 91-35 | at Lexington |
| at Lexington: UK leads, 2-0 | | |
| ILLINOIS (UK LEADS, 11-4) | | |
| Season Score Site | | |
| 1925: | L, 36-26 | at Champaign, Ill. |
| 1942: | W, 46-44 | at New Orleans (NCAA) |
| 1944: | L, 43-41 | at Champaign, Ill. |
| | W, 51-40 | at Lexington |
| 1949: | W, 76-47 | at New York (NCAA) |
| 1951: | W, 76-74 | at New York (NCAA) |
| 1957: | W, 91-70 | at Lexington (UKIT) |
| 1959: | W, 76-75 | at Louisville |
| 1961: | W, 83-78 | at Lexington (UKIT) |
| 1965: | L, 91-86 | at Lexington (UKIT) |
| 1966: | W, 86-68 | at Champaign, Ill. |
| 1967: | L, 98-97 ^{OT} | at Lexington |
| 1983: | W, 76-57 | at Lexington |
| 1984: | W, 56-54 | at Champaign, Ill. |
| | W, 54-51 | at Lexington (NCAA) |
| at Lexington: UK leads, 5-2 | | |
| at Champaign, Ill.: Tied, 2-2 | | |
| at Neutral Sites: UK leads, 4-0 | | |
| at Louisville: UK leads, 1-0 | | |
| at New Orleans: UK leads, 1-0 | | |
| at New York: UK leads, 2-0 | | |
| ILLINOIS STATE (UK LEADS, 1-0) | | |
| Season Score Site | | |
| 2016: | W, 75-63 | at Lexington |
| at Lexington: UK leads, 1-0 | | |
| INDIANA (UK LEADS, 32-25) | | |
| Season Score Site | | |
| 1925: | L, 20-18 | at Lexington |
| 1926: | L, 34-23 | at Bloomington, Ind. |
| 1927: | L, 38-19 | at Lexington |
| 1928: | L, 48-29 | at Bloomington, Ind. |
| 1941: | L, 48-45 | at New Orleans (Sugar) |
| 1943: | L, 58-52 | at Louisville |
| 1944: | W, 66-41 | at Louisville |
| 1945: | W, 61-43 | at Louisville |
| 1966: | W, 91-56 | at Lexington (UKIT) |
| 1970: | W, 109-92 | at Lexington |
| 1971: | W, 95-93 ^{OT} | at Bloomington, Ind. |
| 1972: | L, 90-89 ^{20T} | at Louisville |
| 1973: | L, 64-58 | at Bloomington, Ind. |
| | L, 72-65 | at Nashville, Tenn. (NCAA) |
| 1974: | L, 77-68 | at Louisville |
| 1975: | L, 98-74 | at Bloomington, Ind. |
| | W, 92-90 | at Dayton, Ohio (NCAA) |
| 1976: | L, 77-68 ^{OT} | at Louisville |
| 1977: | W, 66-51 | at Bloomington, Ind. |
| 1978: | W, 78-64 | at Lexington |
| 1979: | L, 68-67 ^{OT} | at Bloomington, Ind. |

| | | |
|--|------------------------|----------------------------|
| 1980: | W, 69-58 | at Lexington |
| 1981: | W, 68-66 | at Bloomington, Ind. |
| 1982: | W, 85-69 | at Lexington |
| 1983: | L, 62-59 | at Bloomington, Ind. |
| | W, 64-59 | at Knoxville, Tenn. (NCAA) |
| 1984: | W, 59-54 | at Lexington |
| 1985: | L, 81-68 | at Bloomington, Ind. |
| 1986: | W, 63-58 | at Lexington |
| 1987: | L, 71-66 | at Bloomington, Ind. |
| 1988: | W, 82-76 ^{OT} | at Indianapolis |
| 1989: | L, 75-52 | at Lexington |
| 1990: | L, 71-69 | at Indianapolis |
| 1991: | L, 87-84 | at Indianapolis, Ind. |
| 1992: | W, 76-74 | at Indianapolis |
| 1993: | W, 81-79 | at Louisville |
| 1994: | L, 96-84 | at Indianapolis |
| 1995: | W, 73-70 | at Louisville |
| 1996: | W, 89-82 | at Indianapolis |
| 1997: | W, 99-65 | at Louisville |
| 1998: | W, 75-72 | at Indianapolis |
| 1999: | W, 70-61 ^{OT} | at Louisville |
| 2000: | L, 83-75 | at Indianapolis |
| 2001: | W, 88-74 | at Louisville |
| 2002: | W, 66-55 | at Indianapolis |
| 2003: | W, 70-64 | at Indianapolis |
| 2004: | W, 80-41 | at Indianapolis |
| 2005: | W, 73-58 | at Louisville |
| 2006: | L, 79-53 | at Indianapolis |
| 2007: | W, 59-54 | at Lexington |
| 2008: | L, 70-51 | at Bloomington, Ind. |
| 2009: | W, 72-54 | at Lexington |
| 2010: | W, 90-73 | at Bloomington, Ind. |
| 2011: | W, 81-62 | at Lexington |
| 2012: | L, 73-72 | at Bloomington, Ind. |
| | W, 102-90 | at Atlanta, Ga. (NCAA) |
| 2016: | L, 73-67 | at Des Moines, Iowa (NCAA) |
| at Lexington: UK leads, 10-3 | | |
| at Bloomington, Ind.: IU leads, 11-4 | | |
| at Neutral Sites: UK leads, 18-11 | | |
| at Atlanta, Ga.: UK leads, 1-0 | | |
| at Dayton, Ohio: UK leads, 1-0 | | |
| at Des Moines, Iowa: IU leads, 1-0 | | |
| at Indianapolis: UK leads, 6-4 | | |
| at Knoxville, Tenn.: UK leads, 1-0 | | |
| at Louisville: UK leads, 9-4 | | |
| at Nashville, Tenn.: IU leads, 1-0 | | |
| at New Orleans: IU leads, 1-0 | | |
| INDIANA CENTRAL (UK LEADS, 4-0) | | |
| Season Score Site | | |
| 1947: | W, 78-36 | at Lexington |
| 1948: | W, 80-41 | at Lexington |
| 1949: | W, 74-38 | at Lexington |
| 1950: | W, 94-61 | at Lexington |
| at Lexington: UK leads, 4-0 | | |
| IONA (UK LEADS, 6-0) | | |
| Season Score Site | | |
| 1978: | W, 104-65 | at Lexington |
| 1980: | W, 57-50 | at Anchorage, Alaska |
| 1987: | W, 75-59 | at Lexington (UKIT) |
| 1989: | W, 56-54 | at Anchorage, Alaska |
| 1996: | W, 106-79 | at New York |
| 2006: | W, 73-67 | at Louisville |
| at Lexington: UK leads, 2-0 | | |
| at Neutral Sites: UK leads, 4-0 | | |
| at Anchorage, Alaska: UK leads, 2-0 | | |
| at Louisville: UK leads, 1-0 | | |
| at New York: UK leads, 1-0 | | |
| IOWA (UK LEADS, 5-3) | | |
| Season Score Site | | |
| 1956: | L, 89-77 | at Iowa City, Iowa (NCAA) |
| 1963: | W, 94-69 | at Lexington (UKIT) |
| 1965: | W, 85-77 | at Lexington |
| 1973: | L, 79-66 | at Lexington |
| 1974: | W, 88-80 | at Iowa City, Iowa |
| 1997: | W, 75-69 | at Salt Lake City (NCAA) |
| 2001: | W, 92-79 | at Uniondale, N.Y. (NCAA) |
| 2006: | L, 67-63 | at Kansas City, Mo. |
| at Lexington: UK leads, 2-1 | | |
| at Iowa City, Iowa: Tied, 1-1 | | |
| at Neutral Sites: UK leads, 2-1 | | |
| at Kansas City, Mo.: UI leads, 1-0 | | |
| at Salt Lake City: UK leads, 1-0 | | |
| at Uniondale, N.Y.: UK leads, 1-0 | | |
| IOWA STATE (UK LEADS, 3-0) | | |
| Season Score Site | | |
| 1965: | W, 100-74 | at Lexington |
| 1992: | W, 106-98 | at Worcester, Mass. (NCAA) |
| 2012: | W, 87-71 | at Louisville, Ky. (NCAA) |
| at Lexington: UK leads, 1-0 | | |
| at Neutral Sites: UK leads, 1-0 | | |

| | | |
|---|------------------------|----------------------------|
| at Louisville, Ky.: UK leads, 1-0 | | |
| at Worcester, Mass.: UK leads, 1-0 | | |
| IUPUI (UK LEADS, 1-0) | | |
| Season Score Site | | |
| 2003: | W, 95-64 | at Nashville, Tenn. (NCAA) |
| at Neutral Sites: UK leads, 1-0 | | |
| at Nashville, Tenn.: UK leads, 1-0 | | |
| JACKSONVILLE (TIED, 1-1) | | |
| Season Score Site | | |
| 1970: | L, 100-106 | at Columbus, Ohio (NCAA) |
| 1982: | W, 107-91 | at Lexington (UKIT) |
| at Lexington: UK leads, 1-0 | | |
| at Neutral Sites: JU leads, 1-0 | | |
| at Columbus, Ohio: JU leads, 1-0 | | |
| JACKSONVILLE STATE (UK LEADS, 1-0) | | |
| Season Score Site | | |
| 2001: | W, 91-48 | at Cincinnati, Ohio |
| at Neutral Sites: UK leads, 1-0 | | |
| at Cincinnati, Ohio: UK leads, 1-0 | | |
| KANSAS (UK LEADS, 22-8) | | |
| Season Score Site | | |
| 1951: | W, 68-39 | at Lexington |
| 1960: | W, 77-72 ^{OT} | at Lawrence, Kan. |
| 1970: | W, 115-85 | at Lexington |
| 1972: | W, 79-69 | at Lawrence, Kan. |
| 1973: | W, 77-71 | at Lexington |
| 1974: | L, 71-63 | at Lawrence, Kan. |
| 1975: | W, 100-63 | at Louisville |
| 1976: | W, 54-48 | at Lawrence, Kan. |
| 1977: | W, 90-63 | at Lexington |
| 1978: | W, 73-66 | at Lawrence, Kan. |
| 1979: | W, 67-66 ^{OT} | at Lexington |
| 1980: | W, 57-56 | at Lawrence, Kan. |
| 1981: | W, 87-73 | at Lexington |
| 1982: | W, 77-74 ^{OT} | at Lawrence, Kan. |
| 1983: | W, 82-62 | at Louisville |
| 1985: | W, 72-50 | at Lawrence, Kan. |
| 1986: | W, 92-89 | at Louisville |
| 1987: | L, 83-66 | at Lawrence, Kan. |
| 1990: | L, 150-95 | at Lawrence, Kan. |
| 1991: | W, 88-71 | at Lexington |
| 1999: | W, 63-45 | at Chicago |
| | W, *92-88 | at New Orleans (NCAA) |
| 2005: | L, 65-59 | at Lexington |
| 2006: | L, 73-46 | at Lawrence, Kan. |
| 2007: | L, 88-76 | at Chicago (NCAA) |
| 2012: | W, 75-65 | at New York |
| | W, 67-59 | at New Orleans (NCAA) |
| 2015: | W, 72-40 | at Indianapolis |
| 2016: | L, 90-84 ^{OT} | at Lawrence, Kan. |
| 2017: | L, 79-73 | at Lexington |
| at Lexington: UK leads, 7-2 | | |
| at Lawrence, Kan.: UK leads, 7-5 | | |
| at Neutral Sites: UK leads, 8-1 | | |
| at Chicago: Tied, 1-1 | | |
| at Indianapolis: UK leads, 1-0 | | |
| at Louisville: UK leads, 3-0 | | |
| at New Orleans: UK leads, 2-0 | | |
| at New York: UK leads, 1-0 | | |
| KANSAS STATE (UK LEADS, 9-0) | | |
| Season Score Site | | |
| 1940: | W, 53-26 | at Lexington |
| 1941: | W, 28-25 | at Manhattan, Kan. |
| 1951: | W, 68-58 | at Minneapolis (NCAA) |
| 1962: | W, 80-67 | at Lexington (UKIT) |
| 1967: | W, 83-79 | at Lexington (UKIT) |
| 1972: | W, 71-64 | at Manhattan, Kan. |
| 1976: | W, 81-78 | at New York (NIT) |
| 2009: | W, 74-72 | at Las Vegas |
| 2014: | W, 56-49 | at St. Louis (NCAA) |
| at Lexington: UK leads, 3-0 | | |
| at Manhattan, Kan.: UK leads, 2-0 | | |
| at Neutral Sites: UK leads, 4-0 | | |
| at Las Vegas: UK leads, 1-0 | | |
| at Minneapolis: UK leads, 1-0 | | |
| at New York: UK leads, 1-0 | | |
| at St. Louis: UK leads, 1-0 | | |
| KENT STATE (UK LEADS, 1-0) | | |
| Season Score Site | | |
| 2002: | W, 82-68 | at Cincinnati, Ohio |
| at Neutral Sites: UK leads, 1-0 | | |
| at Cincinnati, Ohio: UK leads, 1-0 | | |
| | | |

Scores vs. All Opponents

KENTUCKY WESLEYAN (UK LEADS, 8-2-1)

| Season | Score | Site |
|--------|------------|--------------------|
| 1910: | W, 14-12 | at Winchester, Ky. |
| 1911: | L, 25-19 | at Winchester, Ky. |
| 1918: | W, 23-13 | at Lexington |
| | Tie, 21-21 | at Winchester, Ky. |
| 1919: | W, 46-5 | at Lexington |
| | W, 18-13 | at Lexington |
| 1920: | W, 43-13 | at Lexington |
| 1921: | W, 38-13 | at Lexington |
| 1927: | L, 31-24 | at Winchester, Ky. |
| 1930: | W, 32-20 | at Lexington |
| 1939: | W, 57-18 | at Lexington |

at Lexington: UK leads, 7-0
at Winchester, Ky.: KW leads, 2-1-1

LAFAYETTE (UK LEADS, 1-0)

| Season | Score | Site |
|--------|-----------|--------------|
| 2013: | W, 101-49 | at Lexington |

at Lexington: UK leads, 1-0

LAMAR (UK LEADS, 3-0)

| Season | Score | Site |
|--------|-----------|--------------|
| 1987: | W, 71-56 | at Lexington |
| 2009: | W, 103-61 | at Lexington |
| 2012: | W, 86-64 | at Lexington |

at Lexington: UK leads, 3-0

LA SAUE (UK LEADS, 3-0)

| Season | Score | Site |
|--------|-----------|---------------------|
| 1954: | W, 73-60 | at Lexington (UKIT) |
| 1955: | W, 63-54 | at Lexington (UKIT) |
| 1979: | W, 109-77 | at Lexington |

at Lexington: UK leads, 3-0

LEXINGTON HIGH (TIED, 1-1)

| Season | Score | Site |
|--------|----------|--------------|
| 1909: | W, 28-9 | at Lexington |
| 1911: | L, 36-29 | at Lexington |

at Lexington: Tied, 1-1

LEXINGTON YMCA (YMCA LEADS, 5-2)

| Season | Score | Site |
|--------|----------|--------------|
| 1903: | W, 11-10 | at Lexington |
| 1907: | L, 25-17 | at Lexington |
| | L, 41-22 | at YMCA |
| 1908: | L, 29-29 | at YMCA |
| | L, 23-19 | at Lexington |
| 1912: | W, 32-20 | at Lexington |
| 1913: | L, 27-25 | at Lexington |

at Lexington: YMCA leads, 3-2
at YMCA: YMCA leads, 2-0

LIBERTY (UK LEADS, 2-0)

| Season | Score | Site |
|--------|----------|--------------|
| 2006: | W, 81-51 | at Lexington |
| 2008: | W, 80-54 | at Lexington |

at Lexington: UK leads, 2-0

LIPSCOMB (UK LEADS, 2-0)

| Season | Score | Site |
|--------|----------|--------------|
| 2006: | W, 67-49 | at Lexington |
| 2013: | W, 88-50 | at Lexington |

at Lexington: UK leads, 2-0

LIU BROOKLYN (UK LEADS, 3-1)

| Season | Score | Site |
|--------|------------|-------------|
| 1939: | L, 52-34 | at New York |
| 1945: | W, 62-52OT | at New York |
| 1947: | W, 63-62 | at New York |
| 2013: | W, 104-75 | at Brooklyn |

at New York: UK leads, 2-1
at Brooklyn: UK leads, 1-0

LONG BEACH STATE (UK LEADS, 1-0)

| Season | Score | Site |
|--------|----------|--------------|
| 2009: | W, 86-73 | at Lexington |

at Lexington: UK leads, 1-0

LONGWOOD (UK LEADS, 1-0)

| Season | Score | Site |
|--------|----------|--------------|
| 2009: | W, 91-57 | at Lexington |

at Lexington: UK leads, 1-0

LOUISIANA (UL LEADS, 1-0)

| Season | Score | Site |
|--------|---------------|---------------------|
| 1990: | L, 116-113 OT | at Lexington (UKIT) |

at Lexington: LL leads, 1-0

LOUISVILLE (UK LEADS, 34-16)

| Season | Score | Site |
|--------|----------|---------------|
| 1913: | W, 34-10 | at Lexington |
| 1914: | W, 22-17 | at Lexington |
| | W, 26-13 | at Louisville |
| 1915: | W, 18-14 | at Lexington |
| | L, 26-15 | at Louisville |

| | | |
|-------|-------------|----------------------------|
| 1916: | L, 28-22 | at Lexington |
| | W, 32-24 | at Louisville |
| 1922: | W, 38-14 | at Louisville |
| | W, 29-22 | at Lexington |
| 1948: | W, 91-57 | at New York (NCAA) |
| 1951: | W, 79-68 | at Raleigh, N.C. (NCAA) |
| 1959: | L, 76-61 | at Evanston, Ill. (NCAA) |
| 1983: | L, 80-68 OT | at Knoxville, Tenn. (NCAA) |
| 1984: | W, 65-44 | at Lexington |
| | W, 72-67 | at Lexington (NCAA) |
| 1985: | L, 71-64 | at Louisville |
| 1986: | W, 69-64 | at Lexington |
| 1987: | W, 85-51 | at Louisville |
| 1988: | W, 76-75 | at Lexington |
| 1989: | L, 97-75 | at Louisville |
| 1990: | L, 86-79 | at Lexington |
| 1991: | W, 93-85 | at Louisville |
| 1992: | W, 103-89 | at Lexington |
| 1993: | W, 88-68 | at Louisville |
| 1994: | W, 78-70 | at Lexington |
| 1995: | L, 88-86 | at Louisville |
| 1996: | W, 89-66 | at Lexington |
| 1997: | W, 74-54 | at Louisville |
| 1998: | L, 79-76 | at Lexington |
| 1999: | L, 83-74 | at Louisville |
| 2000: | W, 76-46 | at Lexington |
| 2001: | W, 64-62 | at Louisville |
| 2002: | W, 82-62 | at Lexington |
| 2003: | L, 81-63 | at Louisville |
| 2004: | L, 65-56 | at Lexington |
| 2005: | W, 60-58 | at Louisville |
| 2006: | W, 73-61 | at Lexington |
| 2007: | W, 61-49 | at Louisville |
| 2008: | L, 89-75 | at Lexington |
| 2009: | L, 74-71 | at Louisville |
| 2010: | W, 71-62 | at Lexington |
| 2011: | W, 78-63 | at Louisville |
| 2012: | W, 69-62 | at Lexington |
| | W, 69-61 | at New Orleans (NCAA) |
| 2013: | L, 80-77 | at Louisville |
| 2014: | W, 73-66 | at Lexington |
| | W, 74-69 | at Indianapolis (NCAA) |
| 2015: | W, 58-50 | at Louisville |
| 2016: | W, 75-73 | at Lexington |
| 2017: | L, 73-70 | at Louisville |

at Lexington: UK leads, 18-5
at Louisville: UK leads, 12-9
at Neutral Sites: UK leads, 4-2
at Evanston, Ill.: UL leads, 1-0
at Knoxville, Tenn.: UL leads, 1-0
at New Orleans: UK leads, 1-0
at New York: UK leads, 1-0
at Raleigh, N.C.: UK leads, 1-0

LOUISVILLE COUSEUM (TIED, 1-1)

| Season | Score | Site |
|--------|----------|---------------|
| 1908: | W, 29-28 | at Lexington |
| | L, 30-18 | at Louisville |

at Lexington: UK leads, 1-0
at Louisville: LC leads, 1-0

LOUISVILLE YMCA (UK LEADS, 1-0)

| Season | Score | Site |
|--------|----------|--------------|
| 1914: | W, 30-21 | at Lexington |

at Lexington: UK leads, 1-0

LOUISVILLE YMHA (UK LEADS, 1-0)

| Season | Score | Site |
|--------|----------|--------------|
| 1914: | W, 59-12 | at Lexington |

at Lexington: UK leads, 1-0

LOYOLA, ILL. (UK LEADS, 4-3)

| Season | Score | Site |
|--------|-----------|-----------------------|
| 1949: | L, 67-56 | at New York (NIT) |
| 1951: | W, 97-61 | at Lexington |
| 1957: | W, 81-62 | at Lexington |
| | W, 115-65 | at Chicago |
| 1958: | W, 75-42 | at Lexington |
| | L, 57-56 | at Chicago |
| 1964: | L, 100-91 | at Minneapolis (NCAA) |

at Lexington: UK leads, 3-0

at Chicago: Tied, 1-1

at Neutral Sites: LU leads, 2-0

at Minneapolis: LU leads, 1-0

at New York: LU leads, 1-0

LOYOLA, LA. (UK LEADS, 1-0)

| Season | Score | Site |
|--------|----------|------------------------|
| 1964: | W, 86-64 | at New Orleans (Sugar) |

at Neutral Sites: UK leads, 1-0
at New Orleans: UK leads, 1-0

LOYOLA, (MD.) (UK LEADS, 1-0)

| Season | Score | Site |
|--------|----------|--------------|
| 2012: | W, 87-63 | at Lexington |

at Lexington: UK leads, 1-0

LSU (UK LEADS, 88-26)

| Season | Score | Site |
|--------|-------------|---------------------------|
| 1933: | W, 51-38 | at Atlanta (SEC) |
| 1937: | W, 57-37 | at Knoxville, Tenn. (SEC) |
| 1939: | W, 53-34 | at Knoxville, Tenn. (SEC) |
| 1944: | W, 55-28 | at Louisville (SEC) |
| 1945: | W, 68-37 | at Louisville (SEC) |
| 1946: | W, 59-36 | at Louisville (SEC) |
| 1948: | W, 63-47 | at Louisville (SEC) |
| 1951: | W, 81-59 | at Baton Rouge, La. |
| 1952: | W, 57-47 | at Lexington |
| | W, 44-43 | at Louisville (SEC) |
| 1954: | W, 63-56 | at Nashville, Tenn. (SEC) |
| 1955: | W, 74-58 | at Lexington |
| | W, 64-62 | at Baton Rouge, La. |
| 1956: | W, 62-52 | at Baton Rouge, La. |
| | W, 107-65 | at Lexington |
| 1957: | W, 51-46 | at Baton Rouge, La. |
| 1958: | W, 97-52 | at Lexington |
| 1959: | W, 76-61 | at Baton Rouge, La. |
| 1960: | W, 77-45 | at Lexington |
| 1961: | L, 73-59 | at Baton Rouge, La. |
| 1962: | W, 84-63 | at Lexington |
| 1963: | W, 63-56 | at Baton Rouge, La. |
| 1964: | W, 103-84 | at Lexington |
| 1965: | W, 79-66 | at Baton Rouge, La. |
| 1966: | W, 111-85 | at Lexington |
| 1967: | W, 102-72 | at Lexington |
| | W, 105-84 | at Baton Rouge, La. |
| 1968: | W, 121-95 | at Baton Rouge, La. |
| | W, 109-96 | at Lexington |
| 1969: | W, 108-96 | at Baton Rouge, La. |
| | W, 103-89 | at Lexington |
| 1970: | W, 109-96 | at Lexington |
| | W, 121-105 | at Baton Rouge, La. |
| 1971: | W, 82-79 | at Baton Rouge, La. |
| | W, 110-73 | at Lexington |
| 1972: | W, 89-71 | at Lexington |
| | L, 88-71 | at Baton Rouge, La. |
| 1973: | W, 86-71 | at Baton Rouge, La. |
| | W, 94-76 | at Lexington |
| 1974: | L, 95-84 | at Baton Rouge, La. |
| | W, 73-70 | at Lexington |
| 1975: | W, 115-80 | at Lexington |
| | W, 77-76 | at Baton Rouge, La. |
| 1976: | W, 85-71 | at Lexington |
| | W, 85-70 | at Baton Rouge, La. |
| 1977: | W, 87-72 | at Lexington |
| | W, 90-76 | at Baton Rouge, La. |
| 1978: | W, 96-76 | at Lexington |
| | L, 95-94 OT | at Baton Rouge, La. |
| 1979: | L, 93-89 | at Lexington |
| | L, 70-61 | at Baton Rouge, La. |
| | W, 80-67 | at Birmingham, Ala. (SEC) |
| 1980: | L, 65-60 | at Lexington |
| | W, 76-74 OT | at Baton Rouge, La. |
| | L, 80-78 | at Birmingham, Ala. (SEC) |
| 1981: | L, 81-67 | at Baton Rouge, La. |
| | W, 73-71 | at Lexington |
| 1982: | W, 76-65 | at Lexington |
| | L, 94-78 | at Baton Rouge, La. |
| 1983: | W, 52-50 | at Lexington |
| | L, 74-60 | at Baton Rouge, La. |
| 1984: | W, 96-80 | at Baton Rouge, La. |
| | W, 90-68 | at Lexington |
| 1985: | W, 53-43 | at Lexington |
| | L, 67-61 | at Baton Rouge, La. |
| 1986: | W, 54-52 | at Baton Rouge, La. |
| | W, 68-57 | at Lexington |
| | W, 61-58 | at Lexington (SEC) |
| | L, 59-57 | at Atlanta (NCAA) |
| 1987: | L, 76-41 | at Lexington |
| | L, 65-52 | at Baton Rouge, La. |
| 1988: | W, 76-61 | at Baton Rouge, La. |
| | W, 95-69 | at Lexington |
| | W, 86-80 | at Baton Rouge, La. (SEC) |
| 1989: | L, 64-62 | at Lexington |
| | L, 99-80 | at Baton Rouge, La. |
| 1990: | L, 94-81 | at Baton Rouge, La. |
| | W, 100-95 | at Lexington |
| 1991: | W, 93-80 | at Lexington |
| | L, 107-88 | at Baton Rouge, La. |
| 1992: | L, 74-53 | at Baton Rouge, La. |
| | W, 80-74 | at Birmingham, Ala. (SEC) |
| 1993: | W, 105-67 | at Lexington |
| | W, 82-65 | at Lexington (SEC) |
| 1994: | W, 99-95 | at Baton Rouge, La. |
| 1995: | W, 127-80 | at Lexington |
| 1996: | W, 129-97 | at Baton Rouge, La. |
| 1997: | W, 84-48 | at Lexington |
| 1998: | W, 63-61 | at Baton Rouge, La. |
| 1999: | W, 86-62 | at Lexington |
| 2000: | L, 70-57 | at Baton Rouge, La. |
| 2001: | W, 84-61 | at Lexington |
| 2002: | W, 68-56 | at Baton Rouge, La. |

| | | |
|-------|-------------|----------------------|
| 2003: | W, 68-57 | at Lexington |
| 2004: | W, 70-64 | at Baton Rouge, La. |
| 2005: | W, 89-58 | at Lexington |
| | W, 79-78 OT | at Atlanta (SEC) |
| 2006: | L, 71-67 | at Baton Rouge, La. |
| 2007: | W, 70-63 | at Lexington |
| 2008: | W, 67-63 | at Baton Rouge, La. |
| 2009: | L, 73-70 | at Lexington |
| | L, 67-58 | at Tampa, Fla. (SEC) |
| 2010: | W, 81-55 | at Baton Rouge, La. |
| 2011: | W, 82-44 | at Lexington |
| 2012: | W, 74-50 | at Baton Rouge, La. |
| | W, 60-51 | at New Orleans (SEC) |
| 2013: | W, 75-70 | at Lexington |
| 2014: | L, 87-82 | at Baton Rouge, La. |
| | W, 77-76 OT | at Lexington |
| | W, 85-67 | at Atlanta (SEC) |
| 2015: | W, 71-69 | at Baton Rouge, La. |
| 2016: | L, 85-67 | at Baton Rouge, La. |
| | W, 94-77 | at Lexington |
| 2017: | W, 92-85 | at Lexington |

at Lexington: UK leads, 44-5
at Baton Rouge, La.: UK leads, 30-18
at Neutral Sites: UK lead, 14-3
at Atlanta: UK leads, 3-1
at Birmingham, Ala.: UK leads, 2-1
at Knoxville, Tenn.: UK leads, 2-0
at Louisville: UK leads, 5-0
at Nashville, Tenn.: UK leads, 1-0
at New Orleans: UK leads, 1-0
at Tampa, Fla.: LSU leads 1-0

MAINE (UK LEADS, 1-0)

| Season | Score | Site |
|--------|-----------|--------------|
| 1981: | W, 100-54 | at Lexington |

at Lexington: UK leads, 1-0

MARIETTA (TIED, 2-2)

| Season | Score | Site |
|---------|-------|------|
| 1913:</ | | |

Scores vs. All Opponents

at Ashland, Ky.: *UK leads, 1-0*
at Cincinnati: *UK leads, 1-0*
at Louisville: *UK leads, 1-0*

MARYLAND (UK LEADS, 8-5)

| Season | Score | Site |
|--------|------------------------|--------------------------|
| 1928: | L, 37-7 | at College Park, Md. |
| 1930: | W, 26-21 | at Atlanta (So.Con.) |
| 1931: | L, 29-27 | at Atlanta (So.Con.) |
| 1956: | W, 62-61 | at College Park, Md. |
| 1957: | W, 76-55 | at Lexington |
| 1958: | L, 71-62 | at College Park, Md. |
| 1959: | W, 58-56 ^{OT} | at Lexington |
| 1996: | W, 96-84 | at Springfield, Mass. |
| 1999: | W, 103-91 | at Lexington |
| 2000: | W, 61-58 | at New York |
| | L, 72-66 | at College Park, Md. |
| 2002: | L, 78-68 | at Syracuse, N.Y. (NCAA) |
| 2013: | W, 72-69 | at Brooklyn, N.Y. |

at Lexington: *UK leads, 3-0*

at College Park, Md.: *UM leads, 3-1*

at Neutral Sites: *UK leads, 4-2*

at Atlanta: *Tied, 1-1*

at Brooklyn: *UK leads, 1-0*

at New York: *UK leads, 1-0*

at Springfield, Mass.: *UK leads, 1-0*

at Syracuse, N.Y.: *UM leads, 1-0*

*As part of sanctions imposed upon the UK basketball program in 1989, the NCAA ordered Kentucky to erase from the record three NCAA Tournament games from the 1987-88 season. Kentucky's 99-84 win over Southern, a 90-81 win over Maryland and an 80-74 loss to Villanova have been deleted from the records.

MARYVILLE (UK LEADS, 5-0)

| Season | Score | Site |
|--------|----------|---------------------|
| 1915: | W, 37-17 | at Lexington |
| | W, 23-22 | at Maryville, Tenn. |
| 1916: | W, 36-25 | at Lexington |
| 1920: | W, 27-13 | at Lexington |
| 1941: | W, 53-14 | at Lexington |

at Lexington: *UK leads, 4-0*

at Maryville, Tenn.: *UK leads, 1-0*

MEMPHIS (UM LEADS, 1-0)

| Season | Score | Site |
|--------|----------|-------------|
| 2007: | L, 80-63 | at Honolulu |

at Neutral Sites: *UM leads, 1-0*

at Honolulu: *UM leads, 1-0*

MERCER (UK LEADS, 2-1)

| Season | Score | Site |
|--------|----------|-------------------|
| 1921: | W, 49-25 | at Atlanta (SIAA) |
| 1922: | L, 35-22 | at Atlanta (SIAA) |
| 1999: | W, 82-51 | at Lexington |

at Lexington: *UK leads, 1-0*

at Neutral Sites: *Tied, 1-1*

at Atlanta: *Tied, 1-1*

MEXICO (UK LEADS, 3-0)

| Season | Score | Site |
|--------|----------|--------------|
| 1933: | W, 81-22 | at Lexington |
| 1937: | W, 58-30 | at Lexington |
| 1942: | W, 56-26 | at Lexington |

at Lexington: *UK leads, 3-0*

MEXICO YMCA (UK LEADS, 1-0)

| Season | Score | Site |
|--------|----------|--------------|
| 1924: | W, 25-14 | at Lexington |

at Lexington: *UK leads, 1-0*

MIAMI, FLA. (UK LEADS, 3-1)

| Season | Score | Site |
|--------|-----------|--------------|
| 1957: | W, 114-75 | at Lexington |
| 1999: | W, 74-65 | at Lexington |
| 2000: | W, 60-57 | at Miami |
| 2009: | L, 73-67 | at Lexington |

at Lexington: *UK leads, 2-1*

at Miami, Fla.: *UK leads, 1-0*

MIAMI, OHIO (UK LEADS, 22-4)

| Season | Score | Site |
|--------|------------------------|---------------------|
| 1906: | L, 15-10 | at Lexington |
| | L, 29-19 | at Oxford, Ohio |
| 1912: | W, 31-14 | at Lexington |
| 1913: | W, 24-16 | at Lexington |
| 1919: | L, 38-14 | at Lexington |
| 1928: | L, 36-31 | at Lexington |
| 1929: | W, 43-42 ^{OT} | at Lexington |
| 1930: | W, 35-20 | at Lexington |
| 1942: | W, 35-21 | at Lexington |
| 1947: | W, 62-49 | at Lexington |
| 1948: | W, 67-53 | at Oxford, Ohio |
| 1958: | W, 94-70 | at Lexington (NCAA) |
| 1961: | W, 70-58 | at Lexington |

| | | |
|-------|----------|-------------------------|
| 1962: | W, 93-61 | at Lexington |
| 1969: | W, 86-77 | at Oxford, Ohio |
| | W, 72-71 | at Madison, Wis. (NCAA) |
| 1970: | W, 80-58 | at Lexington |
| 1974: | W, 81-68 | at Lexington |
| 1975: | W, 80-73 | at Oxford, Ohio |
| | W, 91-69 | at Lexington |
| 1978: | W, 91-69 | at Dayton, Ohio (NCAA) |
| 1988: | W, 85-71 | at Lexington (UKIT) |
| 1993: | W, 65-49 | at Lexington |
| 1999: | W, 58-43 | at St. Louis (NCAA) |
| 2007: | W, 57-46 | at Lexington |
| 2010: | W, 72-70 | at Lexington |

at Lexington: *UK leads, 15-3*

at Oxford, Ohio: *UK leads, 3-1*

at Neutral Sites: *UK leads, 3-0*

at Dayton, Ohio: *UK leads, 1-0*

at Madison, Wis.: *UK leads, 1-0*

at St. Louis: *UK leads, 1-0*

MICHIGAN (UK LEADS, 5-2)

| Season | Score | Site |
|--------|------------------------|---------------------------|
| 1925: | L, 21-11 | at Lexington |
| 1966: | W, 84-77 | at Iowa City, Iowa (NCAA) |
| 1968: | W, 96-79 | at Ann Arbor, Mich. |
| 1969: | W, 112-104 | at Lexington (UKIT) |
| 1971: | W, 104-93 | at Ann Arbor, Mich. |
| 1993: | L, 81-78 ^{OT} | at New Orleans (NCAA) |
| 2014: | W, 75-72 | at Indianapolis (NCAA) |

at Lexington: *Tied, 1-1*

at Ann Arbor, Mich.: *UK leads, 2-0*

at Neutral Sites: *UK leads, 2-1*

at Indianapolis, Ind.: *UK leads, 1-0*

at Iowa City, Iowa: *UK leads, 1-0*

at New Orleans: *UM leads, 1-0*

MICHIGAN STATE (UK LEADS, 13-11)

| Season | Score | Site |
|--------|-------------------------|-------------------------|
| 1936: | L, 32-26 | at East Lansing, Mich. |
| | W, 27-19 | at Lexington |
| 1937: | W, 28-21 | at Lexington |
| | L, 24-23 | at East Lansing, Mich. |
| 1938: | L, 43-38 | at East Lansing, Mich. |
| | W, 44-27 | at Lexington |
| 1945: | W, 66-36 | at Lexington |
| | L, 66-50 | at East Lansing, Mich. |
| 1946: | W, 55-44 | at East Lansing, Mich. |
| | W, 59-51 | at Lexington |
| 1947: | W, 86-36 | at Lexington |
| 1948: | W, 47-45 | at East Lansing, Mich. |
| 1957: | L, 80-68 | at Lexington (NCAA) |
| 1972: | L, 91-85 | at Lexington |
| 1973: | W, 75-66 | at East Lansing, Mich. |
| 1978: | W, 52-49 | at Dayton, Ohio (NCAA) |
| 1999: | L, 73-66 | at St. Louis (NCAA) |
| 2000: | W, 60-58 | at Lexington |
| 2001: | L, 46-45 | at East Lansing, Mich. |
| 2003: | L, 71-67 | at Lexington |
| 2004: | W, 79-74 | at Detroit |
| 2005: | L, 94-88 ^{2OT} | at Austin, Texas (NCAA) |
| 2014: | L, 78-74 | at Chicago |
| 2017: | W, 69-48 | at New York |

at Lexington: *UK leads, 7-3*

at East Lansing, Mich.: *MSU leads, 5-3*

at Neutral Sites: *Tied, 3-3*

at Austin, Texas: *MSU leads, 1-0*

at Chicago: *MSU leads, 1-0*

at Dayton, Ohio: *UK leads, 1-0*

at Detroit: *UK leads, 1-0*

at New York: *UK leads, 1-0*

at St. Louis: *MSU leads, 1-0*

MIDDLE TENNESSEE STATE (MTSU LEADS, 1-0)

| Season | Score | Site |
|--------|----------|----------------------------|
| 1982: | L, 50-44 | at Nashville, Tenn. (NCAA) |

at Neutral Sites: *MT leads, 1-0*

at Nashville, Tenn.: *MT leads, 1-0*

MINNESOTA (UK LEADS, 4-1)

| Season | Score | Site |
|--------|----------|------------------------|
| 1952: | L, 61-57 | at Minneapolis |
| 1954: | W, 74-59 | at Lexington |
| 1956: | W, 72-65 | at Lexington (UKIT) |
| 1958: | W, 78-58 | at Lexington (UKIT) |
| 1997: | W, 78-69 | at Indianapolis (NCAA) |

at Lexington: *UK leads, 3-0*

at Minneapolis: *UM leads, 0-1*

at Neutral Sites: *UK leads, 1-0*

at Indianapolis: *UK leads, 1-0*

MISSISSIPPI STATE (UK LEADS, 94-20)

| Season | Score | Site |
|--------|----------|----------------------|
| 1921: | W, 28-13 | at Atlanta (SIAA) |
| 1922: | W, 28-21 | at Lexington |
| 1924: | L, 17-16 | at Lexington |
| 1925: | W, 31-26 | at Atlanta (So.Con.) |

| | | |
|-------|-------------------------|---------------------------|
| 1926: | L, 31-26 | at Atlanta (So.Con.) |
| 1929: | W, 25-23 ^{OT} | at Starkville, Miss. |
| | W, 32-14 | at Jackson, Miss. |
| 1930: | W, 38-17 | at Lexington |
| | W, 20-14 | at Lexington |
| 1933: | W, 46-27 | at Atlanta (SEC) |
| 1936: | W, 41-39 | at Knoxville, Tenn. (SEC) |
| 1939: | W, 39-28 | at Lexington |
| 1940: | W, 45-37 | at Lexington |
| 1943: | W, 52-43 | at Louisville (SEC) |
| 1950: | W, 87-55 | at Owensboro, Ky. |
| | W, 56-46 | at Louisville (SEC) |
| 1951: | W, 80-60 | at Starkville, Miss. |
| | W, 92-70 | at Louisville (SEC) |
| 1952: | W, 110-66 | at Lexington |
| 1954: | W, 81-49 | at Lexington |
| 1955: | W, 61-56 | at Starkville, Miss. |
| 1956: | W, 86-65 | at Lexington |
| 1957: | L, 89-81 | at Starkville, Miss. |
| 1958: | W, 72-62 | at Lexington |
| 1959: | L, 66-58 | at Starkville, Miss. |
| 1960: | W, 90-59 | at Lexington |
| 1961: | W, 68-62 | at Starkville, Miss. |
| 1962: | L, 49-44 | at Lexington |
| 1963: | L, 56-52 | at Starkville, Miss. |
| 1964: | W, 65-59 | at Lexington |
| 1965: | W, 74-56 | at Lexington |
| 1966: | W, 73-69 | at Starkville, Miss. |
| 1967: | L, 77-72 ^{OT} | at Lexington |
| | W, 103-74 | at Starkville, Miss. |
| 1968: | W, 92-84 | at Starkville, Miss. |
| | W, 107-81 | at Lexington |
| 1969: | W, 91-72 | at Starkville, Miss. |
| | W, 91-69 | at Lexington |
| 1970: | W, 111-76 | at Lexington |
| | W, 86-57 | at Starkville, Miss. |
| 1971: | W, 79-71 | at Starkville, Miss. |
| | W, 102-83 | at Lexington |
| 1972: | W, 104-76 | at Lexington |
| | W, 63-55 | at Starkville, Miss. |
| 1973: | W, 90-81 | at Starkville, Miss. |
| | W, 100-87 ^{OT} | at Lexington |
| 1974: | W, 82-70 | at Starkville, Miss. |
| | W, 108-69 | at Lexington |
| 1975: | W, 112-79 | at Lexington |
| | W, 118-80 | at Starkville, Miss. |
| 1976: | L, 77-73 | at Starkville, Miss. |
| | W, 94-93 ^{OT} | at Lexington |
| 1977: | W, 92-85 | at Starkville, Miss. |
| | W, 77-64 | at Lexington |
| 1978: | W, 75-65 | at Starkville, Miss. |
| | W, 58-56 | at Lexington |
| 1979: | L, 63-61 | at Starkville, Miss. |
| | W, 80-65 | at Lexington |
| 1980: | W, 89-67 | at Starkville, Miss. |
| | W, 71-65 | at Lexington |
| 1981: | W, 71-64 | at Lexington |
| | W, 78-74 | at Starkville, Miss. |
| 1982: | L, 56-51 | at Starkville, Miss. |
| | W, 71-54 | at Lexington |
| 1983: | W, 59-53 ^{OT} | at Starkville, Miss. |
| | W, 88-67 | at Lexington |
| 1984: | W, 51-42 | at Lexington |
| | W, 77-58 | at Starkville, Miss. |
| 1985: | W, 58-57 | at Lexington |
| | L, 82-69 | at Starkville, Miss. |
| 1986: | W, 64-52 | at Starkville, Miss. |
| | W, 88-62 | at Lexington |
| 1987: | W, 57-49 | at Starkville, Miss. |
| | W, 50-36 | at Lexington |
| 1988: | W, 93-52 | at Lexington |
| | W, 83-59 | at Starkville, Miss. |
| 1989: | W, 73-61 | at Lexington |
| | L, 68-67 | at Starkville, Miss. |
| 1990: | W, 102-97 | at Lexington |
| | L, 87-86 | at Starkville, Miss. |
| 1991: | W, 89-70 | at Lexington |
| | L, 83-82 | at Starkville, Miss. |
| 1992: | W, 89-84 | at Starkville, Miss. |
| 1993: | W, 87-63 | at Lexington |
| 1994: | W, 86-70 | at Starkville, Miss. |
| | W, 95-76 | at Memphis, Tenn. (SEC) |
| 1995: | L, 76-71 | at Lexington |
| 1996: | L, 74-56 | at Starkville, Miss. |
| | L, 84-73 | at New Orleans (SEC) |
| 1997: | W, 90-61 | at Lexington |
| 1998: | W, 77-71 | at Starkville, Miss. |
| 1999: | W, 76-49 | at Lexington |
| 2000: | W, 73-61 | at Starkville, Miss. |
| 2001: | W, 76-57 | at Lexington |
| 2002: | L, 74-69 ^{OT} | at Starkville, Miss. |
| 2003: | W, 70-62 | at Lexington |
| | W, 64-57 | at New Orleans (SEC) |
| 2004: | W, 67-66 | at Starkville, Miss. |
| 2005: | W, 94-78 | at Lexington |
| 2006: | W, 81-66 | at Starkville, Miss. |

| | | |
|-------|------------------------|---------------------------|
| 2007: | W, 64-60 | at Lexington |
| | L, 84-82 ^{OT} | at Atlanta (SEC) |
| 2008: | L, 69-64 | at Starkville, Miss. |
| 2009: | L, 66-57 | at Lexington |
| 2010: | W, 81-75 ^{OT} | at Starkville, Miss. |
| | W, 75-74 ^{OT} | at Nashville, Tenn. (SEC) |
| 2011: | W, 85-79 | at Lexington |
| 2012: | W, 73-64 | at Starkville, Miss. |
| 2013: | W, 85-55 | at Lexington |
| 2014: | W, 85-63 | at Lexington |
| | W, 69-59 | at Starkville, Miss. |
| 2015: | W, 74-56 | at Starkville, Miss. |
| 2016: | W, 80-74 | at Lexington |
| 2017: | W, 88-81 | at Starkville, Miss. |

at Lexington: *UK leads, 47-5*

at Starkville, Miss.: *UK leads, 35-12*

at Neutral Sites: *UK leads, 12-3*

at Atlanta: *UK leads, 3-2*

at Jackson, Miss.: *UK leads, 1-0*

at Knoxville, Tenn.: *UK leads, 1-0*

at Louisville: *UK leads, 3-0*

at Memphis, Tenn.: *UK leads, 1-0*

at Nashville, Tenn.: *UK leads, 1-0*



Sacha Killeya-Jones appeared in 15 games as a freshman in 2016-17.

NEBRASKA (UK LEADS, 2-1)

| Season | Score | Site |
|--|----------|---------------------|
| 1941: | L, 40-39 | at Lincoln, Neb. |
| 1942: | W, 42-27 | at Lexington |
| 1973: | W, 85-60 | at Lexington (UKIT) |
| <i>at Lexington: UK leads, 2-0</i> | | |
| <i>at Lincoln, Neb.: NU leads, 1-0</i> | | |

NEW ALBANY YMCA (Y. LEADS, 1-0)

| Season | Score | Site |
|---|----------|---------------------|
| 1906: | L, 29-12 | at New Albany, Ind. |
| <i>at New Albany, Ind.: YMCA leads, 1-0</i> | | |

NEW MEXICO STATE (UK LEADS, 1-0)

| Season | Score | Site |
|--|----------|-----------------------|
| 1999: | W, 82-60 | at New Orleans (NCAA) |
| <i>at Neutral Sites: UK leads, 1-0</i> | | |
| <i>at New Orleans: UK leads, 1-0</i> | | |

NEW YORK U. (NYU LEADS, 2-0)

| Season | Score | Site |
|------------------------------------|----------|-------------|
| 1935: | L, 23-22 | at New York |
| 1936: | L, 41-28 | at New York |
| <i>at New York: NYU leads, 2-0</i> | | |

NIAGARA (UK LEADS, 1-0)

| Season | Score | Site |
|--|----------|-------------------|
| 1976: | W, 67-61 | at New York (NIT) |
| <i>at Neutral Sites: UK leads, 1-0</i> | | |
| <i>at New York: UK leads, 1-0</i> | | |

NIJT (UK LEADS, 1-0)

| Season | Score | Site |
|------------------------------------|----------|--------------|
| 2016: | W, 87-57 | at Lexington |
| <i>at Lexington: UK leads, 1-0</i> | | |

NORTH CAROLINA (UNC LEADS, 24-15)

| Season | Score | Site |
|--------|-----------|----------------------|
| 1924: | L, 41-20 | at Atlanta (SIAA) |
| 1929: | L, 25-15 | at Lexington |
| 1932: | L, 43-42 | at Atlanta (So.Con.) |
| 1950: | W, 83-44 | at Lexington |
| 1960: | W, 76-70 | at Lexington (UKIT) |
| 1961: | W, 70-65 | at Greensboro, N.C. |
| 1963: | L, 68-66 | at Lexington |
| 1964: | W, 100-80 | at Lexington |
| 1965: | L, 82-67 | at N.C. |

| | | |
|---|------------|-----------------------------|
| 1967: | L, 64-55 | at Lexington |
| 1968: | L, 84-77 | at Greensboro, N.C. |
| 1969: | L, 87-77 | at Lexington |
| 1970: | W, 94-87 | at Charlotte, N.C. |
| 1973: | L, 78-70 | at Louisville |
| 1974: | L, 101-84 | at Greensboro, N.C. |
| 1975: | W, 90-78 | at Louisville |
| 1976: | L, 90-77 | at Charlotte, N.C. |
| 1977: | L, 79-72 | at College Park, Md. (NCAA) |
| 1982: | L, 82-69 | at East Rutherford, N.J. |
| 1990: | L, 121-110 | at Louisville |
| 1991: | L, 84-81 | at Chapel Hill, N.C. |
| 1995: | L, 74-61 | at Birmingham, Ala. (NCAA) |
| 2001: | W, 93-76 | at Chapel Hill, N.C. |
| 2002: | W, 79-59 | at Lexington |
| 2003: | W, 98-81 | at Chapel Hill, N.C. |
| 2004: | W, 61-56 | at Lexington |
| 2005: | L, 91-78 | at Chapel Hill, N.C. |
| 2006: | L, 83-79 | at Lexington |
| 2007: | L, 75-63 | at Chapel Hill, N.C. |
| 2008: | L, 86-77 | at Lexington |
| 2009: | L, 77-58 | at Chapel Hill, N.C. |
| 2010: | W, 68-66 | at Lexington |
| 2011: | L, 73-75 | at Chapel Hill, N.C. |
| <i>W, 76-69 at Newark, N.J. (NCAA)</i> | | |
| 2012: | W, 73-72 | at Lexington |
| 2014: | L, 82-77 | at Chapel Hill, N.C. |
| 2015: | W, 84-70 | at Lexington |
| 2017: | W, 103-100 | at Las Vegas |
| <i>L, 75-73 at Memphis, Tenn. (NCAA)</i> | | |
| <i>at Lexington: UK leads, 8-6</i> | | |
| <i>at Chapel Hill: UNC leads, 6-2</i> | | |
| <i>at Neutral Sites: UNC leads, 12-5</i> | | |
| <i>at Atlanta: UNC leads, 2-0</i> | | |
| <i>at Birmingham, Ala.: UNC leads, 1-0</i> | | |
| <i>at Charlotte, N.C.: UNC leads, 2-1</i> | | |
| <i>at College Park, Md.: UNC leads, 1-0</i> | | |
| <i>at East Rutherford, N.J.: UNC leads, 1-0</i> | | |
| <i>at Greensboro, N.C.: UNC leads, 2-1</i> | | |
| <i>at Las Vegas: UK leads, 1-0</i> | | |
| <i>at Louisville: UNC leads, 2-1</i> | | |
| <i>at Memphis, Tenn.: UNC leads, 1-0</i> | | |
| <i>at Newark, N.J.: UK leads, 1-0</i> | | |

NORTH CAROLINA STATE (UK LEADS, 3-1)

| Season | Score | Site |
|--------|----------|----------------------|
| 1931: | W, 33-28 | at Atlanta (So.Con.) |

| | | |
|---|----------|-------------------|
| 1947: | W, 60-42 | at New York (NIT) |
| 1985: | W, 78-62 | at Lexington |
| 1986: | L, 54-51 | at Raleigh, N.C. |
| <i>at Lexington: UK leads, 1-0</i> | | |
| <i>at Raleigh, N.C.: NCS leads, 1-0</i> | | |
| <i>at Neutral Sites: UK leads, 2-0</i> | | |
| <i>at Atlanta: UK leads, 1-0</i> | | |
| <i>at New York: UK leads, 1-0</i> | | |

NORTHERN COLORADO (UK LEADS, 1-0)

| Season | Score | Site |
|------------------------------------|-----------|--------------|
| 1960: | W, 106-73 | at Lexington |
| <i>at Lexington: UK leads, 1-0</i> | | |

NORTHERN KENTUCKY (UK LEADS, 2-0)

| Season | Score | Site |
|--|----------|------------------------|
| 2014: | W, 93-63 | at Lexington |
| 2017: | W, 79-70 | at Indianapolis (NCAA) |
| <i>at Lexington: UK leads, 1-0</i> | | |
| <i>at Neutral Sites: UK leads, 1-0</i> | | |
| <i>at Indianapolis: UK leads, 1-0</i> | | |

NORTHWESTERN (UK LEADS, 7-1)

| Season | Score | Site |
|---|------------|-------------------|
| 1963: | W, 71-60 | at Lexington |
| 1964: | W, 95-63 | at Evanston, Ill. |
| 1966: | W, 86-75 | at Lexington |
| 1967: | W, 118-116 | at Evanston, Ill. |
| 1971: | W, 115-100 | at Evanston, Ill. |
| 1972: | W, 94-85 | at Lexington |
| 1975: | W, 97-70 | at Lexington |
| 1976: | L, 89-77 | at Evanston, Ill. |
| <i>at Lexington: UK leads, 4-0</i> | | |
| <i>at Evanston, Ill.: UK leads, 3-1</i> | | |

NORTHWESTERN STATE (TIED, 1-1)

| Season | Score | Site |
|--------------------------------|----------|--------------|
| 1986: | W, 77-58 | at Lexington |
| 1989: | L, 85-82 | at Lexington |
| <i>at Lexington: Tied, 1-1</i> | | |

NOTRE DAME (UK LEADS, 43-19)

| Season | Score | Site |
|--------|----------|---------------------|
| 1929: | W, 19-16 | at South Bend, Ind. |
| 1936: | L, 41-20 | at South Bend, Ind. |
| 1937: | L, 41-28 | at Louisville |
| 1938: | L, 47-39 | at South Bend, Ind. |

| | | |
|---|------------------------|---------------------|
| 1939: | L, 42-39 | at Louisville |
| 1940: | L, 52-47 | at South Bend, Ind. |
| 1941: | L, 48-47 | at Louisville |
| 1942: | L, 46-43 | at South Bend, Ind. |
| 1943: | W, 60-55 | at Louisville |
| 1944: | W, 55-54 | at Louisville |
| 1945: | L, 59-58 ^{OT} | at Louisville |
| 1946: | L, 56-47 | at Louisville |
| 1947: | W, 60-30 | at Louisville |
| 1948: | L, 64-55 | at South Bend, Ind. |
| 1949: | W, 62-38 | at Louisville |
| 1950: | L, 64-51 | at South Bend, Ind. |
| 1951: | W, 69-44 | at Lexington |
| 1952: | W, 71-66 | at Chicago |
| 1958: | W, 89-56 | at Lexington (NCAA) |
| 1959: | W, 71-52 | at Chicago |
| 1960: | W, 68-65 | at Lexington |
| 1961: | W, 68-62 | at Louisville |
| 1962: | W, 100-53 | at Louisville |
| 1963: | W, 78-70 | at Louisville |
| 1964: | W, 101-81 | at Louisville |
| 1965: | L, 111-97 | at Louisville |
| 1966: | W, 103-69 | at Louisville |
| 1967: | W, 96-85 | at Louisville |
| 1968: | W, 81-73 | at Louisville |
| 1969: | W, 110-90 | at Louisville |
| 1970: | W, 102-100 | at Louisville |
| <i>W, 109-99 at Columbus, Ohio (NCAA)</i> | | |
| 1971: | L, 99-92 | at Louisville |
| 1972: | W, 83-67 | at Louisville |
| 1973: | W, 65-63 | at Louisville |
| 1974: | L, 94-79 | at Louisville |
| 1975: | W, 113-96 | at Louisville |
| 1976: | W, 79-77 | at Louisville |
| 1977: | W, 102-78 | at Louisville |
| 1978: | W, 73-68 | at Louisville |
| 1979: | W, 81-76 | at Louisville |
| 1980: | W, 86-80 | at Louisville |
| 1981: | L, 67-61 | at Louisville |
| 1982: | W, 34-28 ^{OT} | at Louisville |
| 1983: | W, 58-45 | at South Bend, Ind. |
| 1988: | W, 78-69 | at Louisville |
| 1989: | L, 81-65 | at Indianapolis |
| 1990: | L, 80-67 | at South Bend, Ind. |
| 1991: | W, 98-90 | at Indianapolis |
| 1992: | W, 91-70 | at Lexington |
| 1993: | W, 81-62 | at South Bend, Ind. |



Scores vs. All Opponents

| | | |
|-------|----------|---------------------------|
| 1994: | W, 84-59 | at Lexington |
| 1995: | W, 97-58 | at South Bend, Ind. |
| 1997: | W, 80-56 | at Lexington |
| 2001: | W, 82-71 | at Lexington |
| 2002: | W, 72-65 | at South Bend, Ind. |
| 2003: | W, 88-73 | at Lexington |
| 2004: | W, 71-63 | at South Bend, Ind. |
| 2009: | L, 77-67 | at South Bend, Ind. (NIT) |
| 2011: | W, 72-58 | at Louisville |
| 2013: | L, 64-50 | at South Bend, Ind. |
| 2015: | W, 68-66 | at Cleveland (NCAA) |

at Lexington: UK leads, 8-0
at South Bend, Ind.: UK leads, 10-6
at Neutral Sites: UK leads, 29-10
at Chicago: UK leads, 2-0
at Cleveland: UK leads, 1-0
at Columbus, Ohio: UK leads, 1-0
at Indianapolis: Tied, 1-1
at Louisville: UK leads, 24-9

OGLETHORPE (UK LEADS, 1-0)

| Season | Score | Site |
|--------|----------|--------------|
| 1935: | W, 81-12 | at Lexington |

at Lexington: UK leads, 1-0

OHIO (UK LEADS, 14-1)

| Season | Score | Site |
|--------|----------|-----------------------|
| 1944: | W, 51-35 | at Lexington |
| 1945: | W, 59-46 | at Lexington |
| | W, 61-38 | at Athens, Ohio |
| 1946: | W, 57-48 | at Lexington |
| | W, 60-52 | at Athens, Ohio |
| 1947: | W, 46-36 | at Lexington |
| 1948: | W, 79-57 | at Athens, Ohio |
| 1964: | L, 85-69 | at Minneapolis (NCAA) |
| 1983: | W, 57-40 | at Tampa, Fla. (NCAA) |
| 1990: | W, 76-73 | at Lexington |
| 1992: | W, 73-63 | at Cincinnati |
| 1995: | W, 79-74 | at Lexington |
| 1998: | W, 95-58 | at Athens, Ohio |
| 2003: | W, 83-75 | at Cincinnati |
| 2006: | W, 71-63 | at Cincinnati |

at Lexington: UK leads, 6-0
at Athens, Ohio: UK leads, 4-0
at Neutral Sites: UK leads, 4-1
at Cincinnati: UK leads, 3-0
at Minneapolis: OU leads, 1-0
at Tampa, Fla: UK leads, 1-0

OHIO STATE (UK LEADS, 11-9)

| Season | Score | Site |
|--------|------------------------|---------------------------|
| 1933: | L, 46-30 | at Lexington |
| 1940: | W, 36-30 | at New Orleans (Sugar) |
| 1942: | L, 43-41 | at Columbus, Ohio |
| 1943: | L, 45-40 | at Lexington |
| 1944: | W, 40-28 | at Columbus, Ohio |
| 1945: | W, 53-48 ^{OT} | at Lexington |
| | L, 45-37 | at New York (NCAA) |
| 1958: | W, 61-54 | at Columbus, Ohio |
| 1959: | W, 95-76 | at Lexington (UKIT) |
| 1960: | W, 96-93 | at Lexington |
| 1961: | L, 87-74 | at Louisville (NCAA) |
| 1962: | L, 74-64 | at Iowa City, Iowa (NCAA) |
| 1968: | L, 82-81 | at Lexington (NCAA) |
| 1981: | W, 70-64 | at Lexington |
| 1982: | W, 78-62 | at Columbus, Ohio |
| 1987: | L, 91-77 | at Atlanta (NCAA) |
| 1994: | W, 100-88 | at Maui, Hawaii |
| 1997: | W, 81-65 | at Cleveland |
| 2011: | W, 62-60 | at Newark, N.J. |
| 2016: | L, 74-67 | at Brooklyn, N.Y. |

at Lexington: UK leads, 4-3
at Columbus, Ohio: UK leads, 3-1
at Neutral Sites: OSU leads, 5-4
at Atlanta: OSU leads, 1-0
at Brooklyn: OSU leads, 1-0
at Cleveland: UK leads, 1-0
at Iowa City, Iowa: OSU leads, 1-0
at Louisville: OSU leads, 1-0
at Maui, Hawaii: UK leads, 1-0
at Newark, N.J.: UK leads, 1-0
at New Orleans: UK leads, 1-0
at New York: OSU leads, 1-0

OHIO WESLEYAN (OW LEADS, 1-0)

| Season | Score | Site |
|--------|----------|-------------------|
| 1911: | L, 37-19 | at Delaware, Ohio |

at Delaware, Ohio: OW leads, 1-0

OKLAHOMA (UK LEADS, 3-0)

| Season | Score | Site |
|--------|----------|-----------------|
| 1947: | W, 43-33 | at Lexington |
| 1987: | W, 75-74 | at Lexington |
| 2011: | W, 76-64 | at Maui, Hawaii |

at Lexington: UK leads, 2-0
at Neutral Sites: UK leads, 1-0
at Maui, Hawaii: UK leads, 1-0

OKLAHOMA STATE (UK LEADS, 3-1)

| Season | Score | Site |
|--------|----------|------------------------|
| 1944: | W, 45-29 | at New York (NIT) |
| 1947: | L, 37-31 | at New Orleans (Sugar) |
| 1949: | W, 46-36 | at Seattle (NCAA) |
| 1975: | W, 90-65 | at Lexington (UKIT) |

at Lexington: UK leads, 1-0
at Neutral Sites: UK leads, 2-1
at New Orleans: OSU leads, 1-0
at New York: UK leads, 1-0
at Seattle: UK leads, 1-0

OLD DOMINION (UK LEADS, 2-0)

| Season | Score | Site |
|--------|----------|----------------------------|
| 1992: | W, 88-69 | at Worcester, Mass. (NCAA) |
| 2012: | W, 62-52 | at Uncasville, Conn. |

at Neutral Sites: UK leads, 1-0
at Uncasville, Conn.: UK leads, 1-0
at Worcester, Mass.: UK leads, 1-0

OLE MISS (UK LEADS, 105-13)

| Season | Score | Site |
|--------|-----------|---------------------------|
| 1925: | W, 26-23 | at Lexington |
| 1927: | L, 37-17 | at Lexington |
| 1928: | L, 41-28 | at Atlanta (So.Con.) |
| 1929: | W, 35-30 | at Lexington |
| | W, 32-24 | at Lexington |
| 1933: | W, 49-31 | at Atlanta (SEC) |
| 1939: | W, 49-30 | at Knoxville, Tenn. (SEC) |
| 1941: | W, 60-41 | at Lexington |
| | W, 62-52 | at Louisville (SEC) |
| 1942: | W, 59-32 | at Louisville (SEC) |
| 1949: | W, 75-45 | at Memphis, Tenn. |
| | W, 85-31 | at Lexington |
| 1950: | W, 61-55 | at Memphis, Tenn. |
| | W, 90-50 | at Lexington |
| 1951: | W, 86-39 | at Owensboro, Ky. |
| 1952: | W, 116-58 | at Owensboro, Ky. |
| | W, 81-61 | at Lexington |
| 1954: | W, 88-62 | at Lexington |
| 1955: | W, 84-66 | at Memphis, Tenn. |
| 1956: | W, 88-49 | at Lexington |
| 1957: | W, 75-69 | at Memphis, Tenn. |
| 1958: | W, 96-65 | at Lexington |
| 1959: | W, 97-72 | at Jackson, Miss. |
| 1960: | W, 61-43 | at Lexington |
| 1961: | W, 74-60 | at Jackson, Miss. |
| 1962: | W, 83-60 | at Lexington |
| 1963: | W, 75-69 | at Jackson, Miss. |
| 1964: | W, 102-59 | at Lexington |
| 1965: | W, 102-65 | at Lexington |
| 1966: | W, 108-65 | at Oxford, Miss. |
| 1967: | W, 96-53 | at Lexington |
| | W, 79-70 | at Oxford, Miss. |
| 1968: | W, 85-76 | at Oxford, Miss. |
| | W, 78-62 | at Lexington |
| 1969: | W, 69-59 | at Oxford, Miss. |
| | W, 104-68 | at Lexington |
| 1970: | W, 95-73 | at Lexington |
| | W, 120-85 | at Oxford, Miss. |
| 1971: | W, 103-95 | at Oxford, Miss. |
| | W, 121-86 | at Lexington |
| 1972: | W, 93-82 | at Lexington |
| | W, 90-82 | at Oxford, Miss. |
| 1973: | L, 61-58 | at Oxford, Miss. |
| | W, 88-70 | at Lexington |
| 1974: | W, 93-64 | at Lexington |
| | L, 61-60 | at Oxford, Miss. |
| 1975: | W, 85-82 | at Oxford, Miss. |
| | W, 108-89 | at Lexington |
| 1976: | W, 89-81 | at Lexington |
| | W, 94-87 | at Oxford, Miss. |
| 1977: | W, 100-73 | at Lexington |
| | W, 81-69 | at Oxford, Miss. |
| 1978: | W, 76-56 | at Oxford, Miss. |
| | W, 64-52 | at Oxford, Miss. |
| 1979: | W, 90-64 | at Lexington |
| | W, 87-82 | at Oxford, Miss. |
| | W, 82-77 | at Birmingham, Ala. (SEC) |
| 1980: | W, 79-73 | at Oxford, Miss. |
| | W, 86-72 | at Lexington |
| | W, 70-67 | at Birmingham, Ala. (SEC) |
| 1981: | W, 64-55 | at Lexington |
| | W, 62-55 | at Oxford, Miss. |
| 1982: | L, 67-65 | at Oxford, Miss. |
| | W, 56-49 | at Lexington |
| | W, 62-58 | at Lexington (SEC) |
| 1983: | W, 72-60 | at Lexington |
| | W, 61-58 | at Oxford, Miss. |
| 1984: | W, 68-55 | at Oxford, Miss. |
| | W, 76-57 | at Lexington |
| 1985: | W, 57-45 | at Oxford, Miss. |
| | W, 67-52 | at Lexington |
| 1986: | W, 75-58 | at Lexington |
| | W, 62-58 | at Oxford, Miss. |
| | W, 95-69 | at Lexington (SEC) |

| | | |
|-------|------------------------|----------------------------|
| 1987: | L, 76-65 | at Oxford, Miss. |
| | W, 64-63 | at Lexington |
| 1988: | W, 94-65 | at Lexington |
| | W, 78-71 | at Oxford, Miss. |
| | W, 82-64 | at Baton Rouge (SEC) |
| 1989: | L, 70-65 | at Oxford, Miss. |
| | W, 70-69 | at Lexington |
| 1990: | W, 98-79 | at Lexington |
| | L, 88-74 | at Oxford, Miss. |
| 1991: | W, 95-85 | at Oxford, Miss. |
| | W, 89-77 | at Lexington |
| 1992: | W, 96-78 | at Lexington |
| 1993: | W, 98-66 | at Oxford, Miss. |
| 1994: | W, 98-64 | at Louisville |
| 1995: | W, 82-65 | at Memphis, Tenn. |
| 1996: | W, 90-60 | at Lexington |
| 1997: | L, 73-69 | at Oxford, Miss. |
| | W, 88-70 | at Memphis, Tenn. (SEC) |
| 1998: | L, 73-64 | at Lexington |
| 1999: | W, 63-57 | at Oxford, Miss. |
| | W, 83-73 | at Atlanta (SEC) |
| 2000: | W, 74-69 | at Lexington |
| 2001: | L, 65-55 | at Oxford, Miss. |
| | W, 77-55 | at Nashville, Tenn., Tenn. |
| (SEC) | | |
| 2002: | W, 87-64 | at Lexington |
| 2003: | W, 80-62 | at Oxford, Miss. |
| 2004: | W, 71-61 | at Lexington |
| 2005: | W, 53-50 | at Oxford, Miss. |
| 2006: | W, 80-40 | at Lexington |
| | W, 71-57 | at Nashville, Tenn., Tenn. |
| (SEC) | | |
| 2007: | W, 68-58 | at Oxford, Miss. |
| 2008: | W, 58-54 | at Lexington |
| 2009: | L, 85-80 | at Oxford, Miss. |
| 2010: | W, 71-58 | at Tampa, Fla. (SEC) |
| 2011: | W, 85-75 | at Lexington |
| | L, 69-71 | at Oxford, Miss. |
| | W, 75-66 | at Atlanta (SEC) |
| 2012: | W, 77-62 | at Lexington |
| 2013: | W, 87-74 | at Oxford, Miss. |
| 2014: | W, 80-64 | at Lexington |
| | W, 84-70 | at Oxford, Miss. |
| 2015: | W, 89-86 ^{OT} | at Lexington |
| 2016: | W, 83-61 | at Oxford, Miss. |
| 2017: | W, 99-76 | at Oxford, Miss. |

at Lexington: UK leads, 53-2
at Oxford, Miss.: UK leads, 28-10
at Neutral Sites: UK leads, 24-1
at Atlanta: UK leads, 3-1
at Baton Rouge: UK leads, 1-0
at Birmingham, Ala.: UK leads, 2-0
at Jackson, Miss.: UK leads, 3-0
at Knoxville, Tenn.: UK leads, 1-0
at Louisville: UK leads, 3-0
at Memphis, Tenn.: UK leads, 6-0
at Nashville, Tenn.: UK leads, 2-0
at Owensboro, Ky.: UK leads, 2-0
at Tampa, Fla.: UK leads, 1-0

OREGON (UK LEADS, 1-0)

| Season | Score | Site |
|--------|----------|---------------------|
| 1973: | W, 95-68 | at Lexington (UKIT) |

at Lexington: UK leads, 1-0

OREGON STATE (UK LEADS, 3-0)

| Season | Score | Site |
|--------|----------|---------------------|
| 1967: | W, 96-76 | at Lexington (UKIT) |
| 1971: | W, 84-78 | at Lexington |
| 1976: | W, 82-74 | at Lexington (UKIT) |

at Lexington: UK leads, 3-0

OTTERBEIN (OC LEADS, 1-0)

| Season | Score | Site |
|--------|----------|----------------------|
| 1911: | L, 41-27 | at Westerville, Ohio |

at Westerville, Ohio: OC leads, 1-0

PENNSYLVANIA (UK LEADS, 5-0)

| Season | Score | Site |
|--------|-----------|-----------------|
| 1968: | W, 64-49 | at Lexington |
| 1969: | W, 102-78 | at Philadelphia |
| 1991: | W, 85-62 | at Lexington |
| 2000: | W, 67-50 | at Lexington |
| 2011: | W, 86-62 | at Lexington |

at Lexington: UK leads, 4-0
at Philadelphia: UK leads, 1-0

PENN STATE (UK LEADS, 3-1)

| Season | Score | Site |
|--------|----------|--------------------------|
| 1952: | W, 82-54 | at Raleigh, N.C. (NCAA) |
| 1955: | W, 84-59 | at Evanston, Ill. (NCAA) |
| 2001: | L, 73-68 | at Lexington |
| 2012: | W, 85-47 | at Uncasville, Conn. |

at Lexington: PSU leads, 1-0
at Neutral Sites: UK leads, 2-0
at Evanston, Ill.: UK leads, 1-0

at Raleigh, N.C.: UK leads, 1-0
at Uncasville, Conn.: UK leads, 1-0

PEPPERDINE (UK LEADS, 1-0)

| Season | Score | Site |
|--------|----------|---------------------|
| 1986: | W, 88-56 | at Lexington (UKIT) |

at Lexington: UK leads, 1-0

PHILLIPS OILERS (PO LEADS, 1-0)

| Season | Score | Site |
|--------|----------|-------------|
| 1948: | L, 53-49 | at New York |

at Neutral Sites: PO leads, 1-0
at New York: UK leads, 1-0

PITTSBURGH (UK LEADS, 4-2)

| Season | Score | Site |
|--------|----------|------------------------|
| 1936: | W, 35-17 | at Lexington |
| 1938: | W, 40-29 | at New Orleans (Sugar) |
| 1957: | W, 98-92 | at Lexington (NCAA) |
| 1960: | W, 73-66 | at Lexington |
| 1992: | L, 85-67 | at Lexington |
| 1999: | L, 68-56 | at Bayamone, P.R. |

at Lexington: UK leads, 3-1
at Neutral Sites: Tied, 1-1
at Bayamone, P.R.: Pitt leads, 1-0
at New Orleans: UK leads, 1-0

PORTLAND (UK LEADS, 4-0)

| Season | Score | Site |
|--------|----------|---------------------|
| 1990: | W, 88-71 | at Lexington (UKIT) |
| 2011: | W, 79-48 | at Portland, Ore. |
| 2012: | W, 87-63 | at Lexington |
| 2013: | W, 74-46 | at Lexington |

at Lexington: UK leads, 3-0
at Portland, Ore.: UK leads, 1-0

PORTLAND STATE (UK LEADS, 1-0)

| Season | Score | Site |
|--------|-----------|---------------------|
| 1978: | W, 114-88 | at Lexington (UKIT) |

at Lexington: UK leads, 1-0

PRINCETON (UK LEADS, 3-1)

| Season | Score | Site |
|--------|----------|------------------------|
| 1936: | L, 30-26 | at Lexington |
| 1972: | W, 96-82 | at Lexington (UKIT) |
| 1977: | W, 72-59 | at Philadelphia (NCAA) |
| 2011: | W, 59-57 | at Tampa, Fla. (NCAA) |

at Lexington: Tied, 1-1
at Neutral Sites: UK leads, 2-0
at Philadelphia: UK leads, 1-0
at Tampa, Fla.: UK leads, 1-0

PROVIDENCE (UK LEADS, 3-0)

| Season | Score | Site |
|--------|----------|-------------------|
| 1936: | W, 79-78 | at New York (NIT) |
| 2014: | W, 79-65 | at Brooklyn |
| 2015: | W, 58-38 | at Lexington |

at Lexington: UK leads, 1-0
at Neutral Sites: UK leads, 1-0
at Brooklyn: UK leads, 1-0
at New York: UK leads, 1-0

PURDUE (UK LEADS, 6-2)

| Season | Score | Site |
|--------|-----------|-------------------------|
| 1950: | W, 60-54 | at West Lafayette, Ind. |
| 1951: | W, 70-52 | at Lexington |
| 1971: | L, 89-83 | at Lexington (UKIT) |
| 1980: | W, 61-60 | at Lexington (UKIT) |
| 1984: | W, 86-67 | at Louisville |
| 1985: | L, 66-56 | at West Lafayette, Ind. |
| 1997: | W, 101-87 | at Chicago |
| 1998: | W, 89-75 | at Chicago |

at Lexington: UK leads, 2-1
at West Lafayette, Ind.: Tied, 1-1
at Neutral Sites: UK leads, 3-0
at Chicago: UK leads, 2-0
at Louisville: UK leads, 1-0

RADFORD (UK LEADS, 1-0)

| Season | Score | Site |
|--------|----------|--------------|
| 2012: | W, 88-40 | at Lexington |

at Lexington: UK leads, 1-0

RHODE ISLAND (UK LEADS, 1-0)

| Season | Score | Site |
|--------|----------|-------------------|
| 1946: | W, 46-45 | at New York (NIT) |

at Neutral Sites: UK leads, 1-0
at New York: UK leads, 1-0

RIDER (UK LEADS, 3-0)

| Season | Score | Site |
|--------|----------|----------------------------|
| 1993: | W, 96-52 | at Nashville, Tenn. (NCAA) |
| 1996: | W, 90-65 | at New York |
| 2010: | W, 92-63 | at Lexington |

at Lexington: UK leads, 1-0
at Neutral Sites: UK leads, 3-0

Scores vs. All Opponents

at Nashville, Tenn.: UK leads, 2-0
at New York: UK leads, 1-0

ROBERT MORRIS (UK LEADS, 2-1)

Season Score Site
1994: W, 92-67 at Lexington
2013: L, 59-57 at Moon Township
2014: W, 87-49 at Lexington
at Lexington: UK leads, 2-0
at Moon Township: RM leads, 1-0

ROSE POLYTECHNIC (TIED, 1-1)

Season Score Site
1910: L, 52-11 at Terre Haute, Ind.
1917: W, 33-12 at Lexington
at Lexington: UK leads, 1-0
at Terre Haute, Ind.: RP leads, 1-0

RUTGERS (UK LEADS, 1-0)

Season Score Site
1993: W, 60-54 at New York
at Neutral Sites: UK leads, 1-0
at New York: UK leads, 1-0

SAINT LOUIS (SL LEADS, 9-8)

Season Score Site
1949: L, 42-40 at New Orleans (Sugar)
1950: L, 43-42^{OT} at New Orleans (Sugar)
1952: L, 61-60 at New Orleans (Sugar)
1954: W, 71-59 at St. Louis
1955: W, 82-65 at Lexington
1956: W, 101-80 at St. Louis
L, 71-70 at Lexington
1958: W, 73-60 at St. Louis
1959: W, 76-57 at Lexington
1960: L, 73-61 at St. Louis
1961: L, 74-72^{OT} at Lexington (UKIT)
1962: W, 86-77 at Lexington
1963: L, 87-63 at St. Louis
1964: L, 67-60 at Lexington
1965: L, 80-75 at St. Louis
1966: W, 80-70 at Lexington
1998: W, 88-61 at Atlanta (NCAA)
at Lexington: UK leads, 4-3
at St. Louis: Tied, 3-3
at Neutral Sites: SL leads, 3-1
at Atlanta: UK leads, 1-0
at New Orleans: SJ leads, 3-0

SAM HOUSTON STATE (UK LEADS, 1-0)

Season Score Site
2010: W, 102-92 at Lexington
at Lexington: UK leads, 1-0

SAMFORD (UK LEADS, 2-0)

Season Score Site
2012: W, 82-50 at Lexington
2013: W, 88-56 at Lexington
at Lexington: UK leads, 2-0

SAN DIEGO (SD LEADS, 1-0)

Season Score Site
2008: L, 81-72 at Lexington
at Lexington: SD leads, 1-0

SAN FRANCISCO (UK LEADS, 1-0)

Season Score Site
1994: W, 110-83 at Lexington
at Lexington: UK leads, 1-0

SAN JOSE STATE (UK LEADS, 1-0)

Season Score Site
1996: W, 110-72 at Dallas (NCAA)
at Neutral Sites: UK leads, 1-0
at Dallas: UK leads, 1-0

SANTA CLARA (UK LEADS, 1-0)

Season Score Site
2007: W, 74-60 at Lexington
at Lexington: UK leads, 1-0

SEATTLE (UK LEADS, 1-0)

Season Score Site
1958: W, 84-72 at Louisville (NCAA)
at Neutral Sites: UK leads, 1-0
at Louisville: UK leads, 1-0

SETON HALL (TIED, 1-1)

Season Score Site
1982: W, 98-72 at Lexington (UKIT)
1989: L, 63-60 at Anchorage, Alaska
at Lexington: UK leads, 1-0
at Neutral Sites: UK leads, 1-0
at Anchorage, Alaska: UK leads, 1-0

SEWanee (UK LEADS, 6-0)

Season Score Site
1923: W, 30-14 at Lexington
1924: W, 50-15 at Lexington
1930: W, 44-22 at Atlanta (So.Con.)
1932: W, 30-20 at Sewanee, Tenn.
1934: W, 55-16 at Sewanee, Tenn.
W, 60-15 at Lexington
at Lexington: UK leads, 3-0
at Sewanee, Tenn.: UK leads, 2-0
at Neutral Sites: UK leads, 1-0
at Atlanta: UK leads, 1-0

SOUTH CAROLINA (UK LEADS, 51-11)

Season Score Site
1928: W, 56-40 at Atlanta (So.Con.)
1933: W, 44-36 at Lexington
L, 44-38 at Columbia, S.C.
1942: W, 64-25 at Lexington
1968: W, 76-66 at Lexington (UKIT)
1977: W, 98-67 at Columbia, S.C.
1978: W, 84-65 at Lexington
1979: W, 79-74 at Columbia, S.C.
1980: W, 126-81 at Lexington
1992: W, 80-63 at Columbia, S.C.
W, 74-56 at Lexington
1993: W, 108-82 at Columbia, S.C.
W, 87-66 at Lexington
1994: W, 79-67 at Lexington
L, 75-74 at Columbia, S.C.
1995: W, 80-55 at Columbia, S.C.
W, 90-72 at Lexington
1996: W, 89-60 at Columbia, S.C.
W, 89-57 at Lexington
1997: L, 84-79^{OT} at Columbia, S.C.
L, 72-66 at Lexington
1998: W, 91-70 at Lexington
W, 69-57 at Columbia, S.C.
W, 86-56 at Atlanta (SEC)
1999: W, 68-61 at Columbia, S.C.
W, 74-40 at Lexington
2000: W, 64-48 at Columbia, S.C.
W, 76-63 at Lexington
2001: W, 69-63 at Lexington
W, 94-61 at Columbia, S.C.
W, 78-65 at Nashville, Tenn. (SEC)
2002: W, 51-50 at Columbia, S.C.
W, 91-74 at Lexington
L, 70-57 at Atlanta (SEC)
2003: W, 62-55 at Lexington
W, 87-69 at Columbia, S.C.
2004: W, 65-64 at Lexington
W, 84-65 at Columbia, S.C.
W, 78-63 at Atlanta (SEC)
2005: W, 79-75 at Lexington
L, 73-61 at Columbia, S.C.
2006: W, 80-78 at Lexington
W, 79-66 at Columbia, S.C.
L, 65-61 at Nashville, Tenn. (SEC)
2007: W, 87-49 at Columbia, S.C.
W, 95-89 at Lexington
2008: W, 78-70 at Lexington
W, 71-63 at Columbia, S.C.
2009: L, 78-77 at Lexington
L, 77-59 at Columbia, S.C.
2010: L, 62-68 at Columbia, S.C.
W, 82-61 at Lexington
2011: W, 67-58 at Columbia, S.C.
W, 90-59 at Lexington
2012: W, 79-64 at Lexington
W, 86-52 at Columbia, S.C.
2013: W, 77-55 at Lexington
2014: L, 72-67 at Columbia, S.C.
2015: W, 58-43 at Lexington
W, 77-43 at Lexington
2016: W, 89-62 at Columbia, S.C.
2017: W, 85-69 at Lexington
at Lexington: UK leads, 27-2
at Columbia, S.C.: UK leads, 20-7
at Neutral Sites: UK leads, 4-2
at Atlanta: UK leads, 3-1
at Nashville, Tenn.: Tied, 1-1

SOUTH CAROLINA STATE (UK LEADS, 1-0)

Season Score Site
1998: W, 82-67 at Atlanta (NCAA)
at Neutral Sites: UK leads, 1-0
at Atlanta: UK leads, 1-0

SOUTH DAKOTA STATE (UK LEADS, 1-0)

Season Score Site
2006: W, 71-54 at Lexington (Guardians)
at Lexington: UK leads, 1-0

SOUTH FLORIDA (UK LEADS, 1-0)

Season Score Site
2016: W, 84-63 at Miami
at Neutral Sites: UK leads, 1-0
at Miami: UK leads, 1-0

SOUTHERN (TIED, 0-0)

*As part of sanctions imposed upon the UK basketball program in 1989, the NCAA ordered Kentucky to erase from the record three NCAA tournament games from the 1987-88 season. Kentucky's 99-84 win over Southern, a 90-81 win over Maryland and an 80-74 loss to Villanova have been deleted from the records.

SOUTHERN CAL (USC LEADS, 3-0)

Season Score Site
1960: L, 87-73 at Los Angeles
1962: L, 79-77 at Lexington
2001: L, 80-76 at Philadelphia (NCAA)
at Lexington: USC leads, 1-0
at Los Angeles: USC leads, 1-0
at Neutral Sites: USC leads, 1-0
at Philadelphia: USC leads, 1-0

SMU (UK LEADS, 3-2)

Season Score Site
1957: W, 73-67 at Lexington (UKIT)
1958: L, 65-64 at Dallas
1959: W, 72-60 at Lexington
1977: W, 110-86 at Lexington
1985: L, 56-54 at Lexington
at Lexington: UK leads, 3-1
at Dallas: SMU leads, 1-0

STEPHEN F. AUSTIN (UK LEADS, 1-0)

Season Score Site
2017: W, 87-64 at Lexington
at Lexington: UK leads, 1-0

STONY BROOK (UK LEADS, 2-0)

Season Score Site
2008: W, 62-52 at Lexington
2016: W, 85-57 at Des Moines, Iowa (NCAA)
at Lexington: UK leads, 1-0
at Neutral Sites: UK leads, 1-0
at Des Moines, Iowa: UK leads, 1-0

ST. ANDREWS (TIED, 1-1)

Season Score Site
1915: W, 32-15 at Lexington
L, 50-25 at Louisville, Ky.
at Lexington: UK leads, 1-0
at Louisville, Ky.: SA leads, 1-0

ST. BONAVENTURE (UK LEADS, 1-0)

Season Score Site
2000: W, 85-80^{2OT} at Cleveland (NCAA)
at Neutral Sites: UK leads, 1-0
at Cleveland: UK leads, 1-0

ST. JOHN'S (UK LEADS, 11-5)

Season Score Site
1944: W, 44-38 at New York
L, 48-45 at New York (NIT)
1946: W, 73-59 at New York
1947: W, 70-50 at New York
1948: W, 52-40 at New York
1949: W, 57-30 at New York
1950: L, 69-58 at New York
1951: W, 43-37 at New York
W, 59-43 at New York (NCAA)
1952: W, 81-40 at Lexington
L, 64-57 at Raleigh, N.C. (NCAA)
1978: W, 102-72 at Lexington (UKIT)
1985: L, 86-70 at Denver (NCAA)
1993: W, 86-77 at New York
2001: L, 62-61 at New York
2012: W, 81-59 at Lexington
at Lexington: UK leads, 3-0
at New York: UK leads, 8-3
at Neutral Sites: SJ leads, 2-0
at Denver: SJ leads, 1-0
at Raleigh, N.C.: SJ leads, 1-0

ST. JOSEPH'S (UK LEADS, 2-0)

Season Score Site
1939: W, 41-30 at Philadelphia
1997: W, 102-72 at San Jose, Calif. (NCAA)
at Philadelphia: UK leads, 1-0
at Neutral Sites: UK leads, 1-0
at San Jose, Calif.: UK leads, 1-0

STANFORD (UK LEADS, 3-0)

Season Score Site
1974: W, 78-77 at Lexington (UKIT)

1998: W, 86-85^{OT} at San Antonio (NCAA)
2010: W, 73-65^{OT} at Cancun, Mexico
at Lexington: UK leads, 1-0
at Neutral Sites: UK leads, 2-0
at Cancun, Mexico: UK leads, 1-0
at San Antonio: UK leads, 1-0

SYRACUSE (UK LEADS, 8-3)

Season Score Site
1951: W, 69-59 at New Orleans (Sugar)
1965: W, 110-77 at Lexington
1975: W, 95-79 at San Diego (NCAA)
1979: W, 94-87 at Lexington (UKIT)
1988: W, 62-58 at Lexington
1989: L, 89-73 at Syracuse, N.Y.
1994: L, 93-85 at Syracuse, N.Y.
1995: W, 77-71 at Lexington
1996: W, 76-67 at E. Rutherford, N.J. (NCAA)
1997: W, 87-53 at Anchorage, Alaska
2000: L, 52-50 at Cleveland (NCAA)
at Lexington: UK leads, 4-0
at Syracuse, N.Y.: SU leads, 2-0
at Neutral Sites: UK leads, 4-1
at Anchorage, Alaska: UK leads, 1-0
at Cleveland: SU leads, 1-0
at East Rutherford, N.J.: UK leads, 1-0
at New Orleans: UK leads, 1-0
at San Diego: UK leads, 1-0

TEMPLE (UK LEADS, 14-4)

Season Score Site
1945: W, 45-44 at Philadelphia
1946: L, 53-45 at Philadelphia
W, 54-43 at Louisville
1947: W, 68-29 at Louisville
1948: L, 60-59 at Philadelphia
1949: W, 58-38 at Louisville
1954: W, 86-59 at Lexington
1955: W, 79-61 at Lexington
W, 101-69 at Philadelphia
1956: L, 73-61 at Lexington
1957: W, 73-58 at Philadelphia
1958: W, 85-83^{3OT} at Lexington
W, 61-60 at Louisville (NCAA)
1959: W, 76-71 at Philadelphia
1960: W, 97-92 at Louisville
1961: L, 66-58 at Philadelphia
1962: W, 78-55 at Lexington
1963: W, 56-52 at Philadelphia
at Lexington: UK leads, 4-1
at Philadelphia: UK leads, 5-3
at Neutral Sites: UK leads, 5-0
at Louisville: UK leads, 5-0

TENNESSEE (UK LEADS, 153-69)

Season Score Site
1910: W, 26-5 at Lexington
1912: W, 27-15 at Lexington
1914: W, 20-14 at Lexington
W, 20-18 at Lexington
1915: L, 36-21 at Knoxville, Tenn.
L, 27-22 at Knoxville, Tenn.
W, 22-13 at Lexington
W, 20-18 at Lexington
1916: L, 28-17 at Lexington
1917: L, 23-20 at Lexington
L, 22-19 at Lexington
L, 27-26 at Knoxville, Tenn.
L, 30-10 at Knoxville, Tenn.
1918: W, 33-26 at Lexington
W, 40-12 at Lexington
W, 29-18 at Knoxville, Tenn.
W, 32-20 at Knoxville, Tenn.
1919: L, 40-22 at Knoxville, Tenn.
W, 30-14 at Lexington
1920: L, 29-24 at Lexington
L, 27-26 at Lexington
L, 28-25 at Knoxville, Tenn.
W, 34-26 at Knoxville, Tenn.
1923: L, 30-26 at Knoxville, Tenn.
L, 28-23 at Lexington
1924: L, 20-13 at Knoxville, Tenn.
1925: W, 35-22 at Knoxville, Tenn.
W, 26-21 at Lexington
1926: W, 51-17 at Knoxville, Tenn.
W, 27-21 at Lexington
1927: L, 19-14 at Knoxville, Tenn.
L, 30-21 at Lexington
1928: W, 48-18 at Lexington
W, 43-16 at Knoxville, Tenn.
1929: W, 35-29 at Knoxville, Tenn.
W, 27-22 at Lexington
1930: W, 23-20 at Lexington
L, 29-24^{OT} at Knoxville, Tenn.
1931: W, 31-23 at Lexington
W, 36-32^{OT} at Knoxville, Tenn.

Scores vs. All Opponents

| | | | | | | | | | | | | |
|-------|-------------------------|---------------------------|-------|------------------------|---------------------------|--|--------------------------------|--------------------------------|-------|-----------|------------------------------------|--|
| 1932: | W, 29-28 | at Knoxville, Tenn. | 1976: | L, 90-88 ^{OT} | at Lexington | TENNESSEE STATE (UK LEADS, 4-0) | TULANE (UK LEADS, 41-5) | | | | | |
| | W, 41-27 | at Lexington | | L, 92-85 | at Knoxville, Tenn. | <i>Season Score Site</i> | <i>Season Score Site</i> | | | | | |
| 1933: | W, 42-21 | at Knoxville, Tenn. | 1977: | L, 71-67 ^{OT} | at Lexington | 1994: | W, 83-70 | at St. Petersburg, Fla. (NCAA) | 1921: | W, 50-28 | at Atlanta (SIAA) | |
| | W, 44-23 | at Lexington | | L, 81-79 | at Knoxville, Tenn. | 1999: | W, 97-47 | at Lexington | 1925: | W, 29-22 | at Lexington | |
| 1934: | W, 44-23 | at Knoxville, Tenn. | 1978: | W, 90-77 | at Lexington | 2003: | W, 115-87 | at Lexington | 1929: | L, 34-22 | at New Orleans | |
| | W, 53-26 | at Lexington | | W, 68-57 | at Knoxville, Tenn. | 2009: | W, 102-58 | at Lexington | | W, 29-15 | at Atlanta (So.Con.) | |
| 1935: | W, 48-21 | at Lexington | 1979: | L, 66-55 | at Lexington | | | | 1932: | W, 50-30 | at Atlanta (So.Con.) | |
| | W, 38-36 | at Knoxville, Tenn. | | L, 101-84 | at Knoxville, Tenn. | | | | 1933: | W, 53-17 | at Lexington | |
| 1936: | W, 40-31 | at Lexington | | L, 75-69 ^{OT} | at Birmingham, Ala. (SEC) | TENNESSEE TECH (UK LEADS, 5-0) | | | | W, 42-11 | at Lexington | |
| | L, 39-28 | at Knoxville, Tenn. | 1980: | L, 49-47 | at Knoxville, Tenn. | <i>Season Score Site</i> | | | 1934: | W, 32-22 | at New Orleans | |
| | L, 39-28 | at Knoxville, Tenn. (SEC) | | W, 83-75 | at Lexington | 1990: | W, 111-75 | at Lexington | | W, 42-29 | at New Orleans | |
| 1937: | W, 43-26 | at Lexington | 1981: | W, 48-47 | at Lexington | 1994: | W, 115-77 | at Lexington | 1935: | W, 38-9 | at New Orleans | |
| | L, 26-24 | at Knoxville, Tenn. | | L, 87-71 | at Knoxville, Tenn. | 1994: | W, 108-81 | at Lexington | | W, 52-12 | at New Orleans | |
| | W, 39-25 | at Knoxville, Tenn. (SEC) | 1982: | L, 70-66 | at Knoxville, Tenn. | 2005: | W, 92-63 | at Lexington | | W, 63-26 | at Lexington | |
| 1938: | W, 52-27 | at Lexington | | W, 77-67 | at Lexington | 2008: | W, 69-47 | at Lexington | | W, 55-12 | at New Orleans | |
| | W, 29-26 | at Knoxville, Tenn. | 1983: | L, 65-63 | at Knoxville, Tenn. | | | | 1936: | W, 49-24 | at Lexington | |
| 1939: | L, 30-29 | at Lexington | | W, 69-61 | at Lexington | | | | | W, 39-21 | at Lexington | |
| | W, 36-34 ^{2OT} | at Knoxville, Tenn. | 1984: | W, 93-74 | at Lexington | | | | 1937: | L, 35-28 | at New Orleans | |
| | W, 46-38 | at Knoxville, Tenn. (SEC) | | L, 63-58 | at Knoxville, Tenn. | TEXAS (UK LEADS, 2-0) | | | | W, 28-25 | at New Orleans | |
| 1940: | W, 35-26 | at Lexington | 1985: | L, 81-65 | at Knoxville, Tenn. | <i>Season Score Site</i> | | | 1938: | L, 38-36 | at Baton Rouge, La. (SEC) | |
| | L, 27-23 | at Knoxville, Tenn. | | W, 92-67 | at Lexington | 1994: | W, 86-61 | at Maui, Hawaii | | W, 59-30 | at Louisville (SEC) | |
| | W, 30-29 ^{OT} | at Knoxville, Tenn. (SEC) | 1986: | W, 74-57 | at Lexington | 2015: | W, 63-51 | at Lexington | 1941: | W, 59-30 | at Louisville (SEC) | |
| 1941: | L, 32-22 | at Knoxville, Tenn. | | W, 62-60 | at Knoxville, Tenn. | | | | 1943: | W, 48-31 | at Louisville (SEC) | |
| | W, 37-28 | at Lexington | 1987: | L, 75-68 | at Knoxville, Tenn. | | | | 1944: | W, 62-46 | at Louisville (SEC) | |
| | L, 36-33 | at Louisville (SEC) | | W, 91-84 ^{OT} | at Lexington | | | | 1947: | W, 64-35 | at New Orleans | |
| 1942: | L, 46-40 | at Knoxville, Tenn. | 1988: | W, 83-65 | at Lexington | | | | | W, 55-38 | at Louisville (SEC) | |
| | W, 36-33 | at Lexington | | L, 72-70 | at Knoxville, Tenn. | TEXAS A&M (UK LEADS, 8-3) | | | 1949: | W, 51-47 | at Louisville | |
| 1943: | W, 30-28 | at Knoxville, Tenn. | 1989: | W, 66-65 | at Knoxville, Tenn. | <i>Season Score Site</i> | | | | W, 78-47 | at New Orleans (Sugar) | |
| | W, 53-29 | at Lexington | | W, 76-71 | at Lexington | 1994: | W, 49-29 | at Lexington | | W, 68-52 | at Louisville (SEC) | |
| | L, 33-30 | at Louisville (SEC) | 1990: | W, 95-83 | at Lexington | 1947: | W, 83-18 | at Lexington | 1951: | W, 104-68 | at New Orleans | |
| 1945: | L, 35-34 | at Knoxville, Tenn. | | L, 102-100 | at Knoxville, Tenn. | 1979: | L, 73-69 | at Lexington (UKIT) | 1952: | W, 103-54 | at Lexington | |
| | W, 40-34 | at Lexington | 1991: | W, 78-74 | at Knoxville, Tenn. | 1979: | L, 83-71 | at Lexington | | W, 85-61 | at Louisville (SEC) | |
| | W, 39-35 | at Louisville (SEC) | 1992: | L, 107-85 | at Knoxville, Tenn. | | W, 72-68 ^{OT} | at College Station, Texas | 1954: | W, 94-43 | at Lexington | |
| 1946: | W, 50-32 | at Knoxville, Tenn. | | W, 99-88 | at Lexington | 2014: | W, 68-51 | at Lexington | 1955: | W, 58-44 | at New Orleans | |
| | W, 54-34 | at Lexington | 1993: | W, 84-70 | at Lexington | 2015: | W, 70-64 ^{2OT} | at College Station, Texas | 1956: | W, 85-63 | at Lexington | |
| 1947: | W, 54-39 | at Knoxville, Tenn. | | L, 78-77 | at Knoxville, Tenn. | 2016: | L, 79-77 ^{OT} | at College Station, Texas | 1957: | L, 68-60 | at New Orleans | |
| | W, 61-46 | at Lexington | 1994: | W, 101-40 | at Lexington (SEC) | | W, 82-77 ^{OT} | at Nashville, Tenn. (SEC) | 1958: | W, 86-50 | at Lexington | |
| 1948: | W, 65-54 | at Knoxville, Tenn. | | W, 93-74 | at Lexington | 2017: | W, 100-58 | at Lexington | 1959: | W, 85-68 | at New Orleans | |
| | W, 69-42 | at Lexington | 1995: | W, 77-73 | at Knoxville, Tenn. | | W, 71-63 | at College Station, Texas | 1960: | W, 68-42 | at Lexington | |
| 1949: | W, 66-51 | at Knoxville, Tenn. | | W, 69-50 | at Lexington | | | | 1961: | L, 72-70 | at New Orleans | |
| | W, 71-56 | at Lexington | 1996: | W, 68-48 | at Knoxville, Tenn. | | | | 1962: | W, 97-72 | at Lexington | |
| | W, 83-44 | at Louisville (SEC) | 1997: | W, 61-44 | at Lexington | | | | 1963: | W, 81-72 | at New Orleans | |
| 1950: | L, 66-53 | at Knoxville, Tenn. | | W, 90-50 | at Knoxville, Tenn. | | | | 1964: | W, 105-63 | at Lexington | |
| | W, 79-52 | at Lexington | 1997: | W, 74-40 | at Lexington | | | | 1965: | W, 102-72 | at New Orleans | |
| | W, 95-58 | at Louisville (SEC) | 1998: | W, 85-67 | at Knoxville, Tenn. | TEXAS SOUTHERN (UK LEADS, 1-0) | | | 1966: | W, 103-74 | at Lexington | |
| 1951: | W, 70-45 | at Knoxville, Tenn. | 1999: | W, 80-74 | at Lexington | <i>Season Score Site</i> | | | 1983: | W, 80-61 | at Lexington (UKIT) | |
| | W, 86-61 | at Lexington | 2000: | L, 47-46 | at Lexington | 2008: | W, 83-35 | at Lexington | 1995: | W, 82-60 | at Memphis, Tenn. (NCAA) | |
| 1952: | W, 65-56 | at Knoxville, Tenn. | 2001: | W, 68-61 | at Knoxville, Tenn. | | | | 2002: | W, 101-67 | at Louisville | |
| | W, 95-40 | at Lexington | 2002: | W, 81-68 | at Lexington | | | | 2003: | W, 76-60 | at New Orleans | |
| | W, 81-66 | at Louisville (SEC) | 2003: | L, 74-67 | at Knoxville, Tenn. | | | | | | at Lexington: UK leads, 15-0 | |
| 1954: | W, 97-71 | at Knoxville, Tenn. | 2004: | W, 80-68 | at Knoxville, Tenn. | | | | | | at New Orleans: UK leads, 14-4 | |
| | W, 90-63 | at Lexington | 2005: | W, 69-68 ^{OT} | at Knoxville, Tenn. | | | | | | at Neutral Sites: UK leads, 12-1 | |
| 1955: | W, 84-66 | at Knoxville, Tenn. | 2006: | L, 75-67 | at Lexington | | | | | | at Atlanta: UK leads, 3-0 | |
| | W, 104-61 | at Lexington | 2007: | W, 80-78 | at Knoxville, Tenn. | | | | | | at Baton Rouge, La.: TU leads, 1-0 | |
| 1956: | W, 95-68 | at Knoxville, Tenn. | 2008: | W, 76-57 | at Lexington | | | | | | at Louisville: UK leads, 8-0 | |
| | W, 101-77 | at Lexington | 2009: | L, 89-85 | at Knoxville, Tenn. | | | | | | at Memphis, Tenn.: UK leads, 1-0 | |
| 1957: | W, 97-72 | at Knoxville, Tenn. | 2010: | W, 72-66 | at Lexington | | | | | | | |
| | W, 93-75 | at Lexington | 2011: | L, 63-60 | at Knoxville, Tenn. | TEXAS STATE (UK LEADS, 1-0) | | | | | | |
| 1958: | W, 77-68 | at Lexington | 2012: | W, 90-72 | at Knoxville, Tenn. | <i>Season Score Site</i> | | | | | | |
| | W, 77-66 | at Knoxville, Tenn. | 2013: | W, 77-58 | at Lexington | 1992: | W, 82-36 | at Lexington | | | | |
| 1959: | W, 79-58 | at Lexington | 2014: | W, 73-62 | at Lexington | | | | | | | |
| | W, 69-56 | at Knoxville, Tenn. | 2015: | L, 74-65 | at Knoxville, Tenn. | | | | | | | |
| 1960: | W, 78-68 | at Knoxville, Tenn. | 2016: | W, 74-45 | at Nashville, Tenn. (SEC) | | | | | | | |
| | L, 65-63 | at Lexington | 2017: | W, 73-61 | at Lexington | | | | | | | |
| 1961: | W, 83-54 | at Lexington | | W, 64-58 | at Knoxville, Tenn. | | | | | | | |
| | W, 68-61 | at Knoxville, Tenn. | | W, 65-62 | at Knoxville, Tenn. | | | | | | | |
| 1962: | W, 96-69 | at Lexington (UKIT) | | W, 69-44 | at Lexington | | | | | | | |
| | W, 95-82 | at Knoxville, Tenn. | | L, 75-65 | at Lexington | | | | | | | |
| | W, 90-59 | at Lexington | | L, 88-58 | at Knoxville, Tenn. | | | | | | | |
| 1963: | L, 78-69 ^{OT} | at Lexington | | W, 74-66 | at Lexington | | | | | | | |
| | L, 63-55 | at Knoxville, Tenn. | | W, 66-48 | at Knoxville, Tenn. | | | | | | | |
| 1964: | W, 66-57 | at Lexington | | L, 84-77 | at Knoxville, Tenn. | | | | | | | |
| | W, 42-38 | at Knoxville, Tenn. | | W, 80-70 | at Lexington | | | | | | | |
| 1965: | L, 77-58 | at Knoxville, Tenn. | | L, 82-80 | at Knoxville, Tenn. | | | | | | | |
| | W, 61-60 | at Lexington | | W, 83-58 | at Lexington | | | | | | | |
| 1966: | W, 78-64 | at Lexington | | | | | | | | | | |
| | L, 69-62 | at Knoxville, Tenn. | | | | | | | | | | |
| 1967: | L, 52-50 ^{2OT} | at Lexington | | | | | | | | | | |
| | L, 76-57 | at Knoxville, Tenn. | | | | | | | | | | |
| 1968: | L, 87-59 | at Knoxville, Tenn. | | | | | | | | | | |
| | W, 60-59 | at Lexington | | | | | | | | | | |
| 1969: | W, 69-66 | at Knoxville, Tenn. | | | | | | | | | | |
| | W, 84-69 | at Lexington | | | | | | | | | | |
| 1970: | W, 68-52 | at Lexington | | | | | | | | | | |
| | W, 86-69 | at Knoxville, Tenn. | | | | | | | | | | |
| 1971: | L, 75-71 | at Knoxville, Tenn. | | | | | | | | | | |
| | W, 84-78 | at Lexington | | | | | | | | | | |
| 1972: | W, 72-70 | at Lexington | | | | | | | | | | |
| | W, 67-66 | at Knoxville, Tenn. | | | | | | | | | | |
| 1973: | L, 65-64 | at Knoxville, Tenn. | | | | | | | | | | |
| | W, 86-81 | at Lexington | | | | | | | | | | |
| 1974: | L, 67-54 | at Knoxville, Tenn. | | | | | | | | | | |
| | W, 61-58 | at Lexington | | | | | | | | | | |
| 1975: | W, 88-82 | at Lexington | | | | | | | | | | |
| | L, 103-98 | at Knoxville, Tenn. | | | | | | | | | | |

Scores vs. All Opponents

| | | |
|-------|----------|--------------------------|
| 2004: | W, 52-50 | at Anaheim, Calif. |
| 2007: | L, 73-68 | at Honolulu |
| 2015: | W, 83-44 | at Chicago |
| 2016: | L, 87-77 | at Los Angeles |
| 2017: | L, 97-92 | at Lexington |
| | W, 86-75 | at Memphis, Tenn. (NCAA) |

at Lexington: UK leads, 2-1
at Los Angeles: Tied, 1-1
at Neutral Sites: UK leads, 5-4
at Anaheim, Calif.: Tied, 1-1
at Bayamone, P.R.: UK leads, 1-0
at Chicago: UK leads, 1-0
at Honolulu: UCLA leads, 1-0
at Memphis, Tenn.: UK leads, 1-0
at New York: UCLA leads, 1-0
at San Diego: UCLA leads, 1-0
at St. Petersburg, Fla.: UK leads, 1-0

UCONN (UCONN LEADS, 4-1)

| Season | Score | Site |
|--------|----------|----------------------------|
| 2006: | L, 87-83 | at Philadelphia (NCAA) |
| 2010: | W, 64-61 | at New York |
| 2011: | L, 67-84 | at Maui, Hawaii (Maui) |
| | L, 55-56 | at Houston (NCAA) |
| 2014: | L, 60-54 | at Arlington, Texas (NCAA) |

at Neutral Sites: UC leads, 4-1
at Arlington, Texas: UC leads, 1-0
at Houston: UC leads, 1-0
at Maui, Hawaii: UC leads, 1-0
at New York: UK leads, 1-0
at Philadelphia: UC leads, 1-0

UMASS (UK LEADS, 5-1)

| Season | Score | Site |
|--------|----------|------------------------------|
| 1992: | W, 90-69 | at Lexington |
| | W, 87-77 | at Philadelphia (NCAA) |
| 1994: | W, 67-64 | at East Rutherford, N.J. |
| 1996: | L, 92-82 | at Auburn Hills, Mich. |
| | W, 81-74 | at E Rutherford, N.J. (NCAA) |
| 2007: | W, 82-68 | at Lexington |

at Lexington: UK leads, 2-0
at Neutral Sites: UK leads, 3-1
at Auburn Hills, Mich.: UM leads, 1-0
at East Rutherford, N.J.: UK leads, 2-0
at Philadelphia: UK leads, 1-0

UNC ASHEVILLE (UK LEADS, 4-0)

| Season | Score | Site |
|--------|-----------|---------------|
| 1997: | W, 105-51 | at Lexington |
| 2000: | W, 86-41 | at Lexington |
| 2010: | W, 94-57 | at Louisville |
| 2014: | W, 89-57 | at Lexington |

at Lexington: UK leads, 3-0
at Neutral Sites: UK leads, 1-0
at Louisville: UK leads, 1-0

UNLV (UK LEADS, 4-0)

| Season | Score | Site |
|--------|----------|--------------------------|
| 1978: | W, 92-70 | at Lexington |
| 1980: | W, 74-69 | at Las Vegas |
| 1985: | W, 64-61 | at Salt Lake City (NCAA) |
| 2009: | W, 70-60 | at Lexington (NIT) |

at Lexington: UK leads, 2-0
at Las Vegas: UK leads, 1-0
at Neutral Sites: UK leads, 1-0
at Salt Lake City: UK leads, 1-0

UTAH (UK LEADS, 9-2)

| Season | Score | Site |
|--------|-----------|-----------------------------|
| 1944: | W, 46-38 | at New York (NIT) |
| 1947: | L, 49-45 | at New York (NIT) |
| 1955: | W, 70-65 | at Lexington (UKIT) |
| 1977: | L, 70-68 | at Lexington (UKIT) |
| 1993: | W, 83-62 | at Nashville, Tenn., (NCAA) |
| 1996: | W, 101-70 | at Minneapolis (NCAA) |
| 1997: | W, 72-59 | at San Jose, Calif. (NCAA) |
| 1998: | W, 78-69 | at San Antonio (NCAA) |
| 2001: | W, 56-48 | at Lexington (Pre-NIT) |
| 2003: | W, 74-54 | at Nashville, Tenn., (NCAA) |
| 2005: | W, 62-52 | at Austin, Texas (NCAA) |

at Lexington: UK leads, 2-1
at Neutral Sites: UK leads, 7-1
at Austin, Texas: UK leads, 1-0
at Minneapolis: UK leads, 1-0
at Nashville, Tenn.: UK leads, 2-0
at New York: Tied, 1-1
at San Antonio: UK leads, 1-0
at San Jose, Calif.: UK leads, 1-0

UTAH STATE (UK LEADS, 1-0)

| Season | Score | Site |
|--------|----------|--------------|
| 1958: | W, 92-64 | at Lexington |

at Lexington: UK leads, 1-0

UT ARLINGTON (UK LEADS, 2-0)

| Season | Score | Site |
|--------|-----------|--------------|
| 2014: | W, 105-76 | at Lexington |
| 2015: | W, 92-44 | at Lexington |

at Lexington: UK leads, 2-0

UTEP (UTEP LEADS, 1-0)

| Season | Score | Site |
|--------|----------|-----------------------------|
| 1966: | L, 72-65 | at College Park, Md. (NCAA) |

at Neutral Sites: UTEP leads, 1-0
at College Park, Md.: UTEP leads, 1-0
* Formerly Texas Western

UT MARTIN (UK LEADS, 2-0)

| Season | Score | Site |
|--------|-----------|--------------|
| 1995: | W, 124-50 | at Lexington |
| 2017: | W, 111-76 | at Lexington |

at Lexington: UK leads, 2-0

VALPARAISO (UK LEADS, 2-0)

| Season | Score | Site |
|--------|----------|---------------------|
| 2002: | W, 83-68 | at St. Louis (NCAA) |
| 2017: | W, 87-63 | at Lexington |

at Lexington: UK leads, 1-0
at Neutral Sites: UK leads, 1-0
at St. Louis: UK leads, 1-0

VANDERBILT (UK LEADS, 143-47)

| Season | Score | Site |
|--------|-----------|---------------------------|
| 1912: | W, 28-17 | at Lexington |
| | W, 22-18 | at Lexington |
| 1913: | L, 24-17 | at Lexington |
| | W, 42-29 | at Lexington |
| 1915: | L, 39-34 | at Lexington |
| | W, 36-24 | at Lexington |
| 1916: | L, 39-25 | at Lexington |
| | L, 23-20 | at Lexington |
| 1919: | L, 36-26 | at Lexington |
| 1921: | W, 39-18 | at Lexington |
| 1922: | L, 22-12 | at Nashville, Tenn. |
| 1924: | W, 33-13 | at Lexington |
| 1926: | W, 30-20 | at Lexington |
| 1927: | L, 48-32 | at Lexington |
| 1928: | W, 43-23 | at Lexington |
| | W, 54-29 | at Nashville, Tenn. |
| 1931: | W, 42-37 | at Nashville, Tenn. |
| | W, 43-23 | at Lexington |
| 1932: | W, 61-37 | at Nashville, Tenn. |
| | L, 32-31 | at Lexington |
| 1933: | W, 40-29 | at Nashville, Tenn. |
| | W, 45-28 | at Lexington |
| 1934: | W, 48-26 | at Nashville, Tenn. |
| | W, 47-27 | at Lexington |
| 1935: | W, 58-22 | at Nashville, Tenn. |
| | W, 53-19 | at Lexington |
| 1936: | L, 33-24 | at Nashville, Tenn. |
| | W, 61-41 | at Lexington |
| 1937: | W, 41-26 | at Nashville, Tenn. |
| | W, 51-19 | at Lexington |
| 1938: | W, 42-19 | at Nashville, Tenn. |
| | W, 48-24 | at Lexington |
| 1939: | W, 51-37 | at Nashville, Tenn. |
| | W, 52-27 | at Lexington |
| 1940: | L, 40-32 | at Nashville, Tenn. |
| | W, 43-38 | at Lexington |
| | W, 44-34 | at Knoxville, Tenn. (SEC) |
| 1941: | W, 51-50 | at Nashville, Tenn. |
| | W, 58-31 | at Lexington |
| 1943: | W, 39-38 | at Lexington |
| | W, 54-43 | at Nashville, Tenn. |
| 1946: | W, 59-37 | at Nashville, Tenn. |
| | W, 64-31 | at Paducah, Ky. |
| 1947: | W, 82-30 | at Nashville, Tenn. |
| | W, 84-41 | at Lexington |
| | W, 98-29 | at Louisville (SEC) |
| 1948: | W, 82-51 | at Nashville, Tenn. |
| | W, 79-43 | at Lexington |
| 1949: | W, 72-50 | at Nashville, Tenn. |
| | W, 70-37 | at Lexington |
| 1950: | W, 58-54 | at Nashville, Tenn. |
| | W, 70-66 | at Lexington |
| 1951: | W, 74-49 | at Nashville, Tenn. |
| | W, 89-57 | at Lexington |
| | L, 61-57 | at Louisville (SEC) |
| 1952: | W, 88-51 | at Nashville, Tenn. |
| | W, 75-45 | at Lexington |
| 1954: | W, 85-63 | at Nashville, Tenn. |
| | W, 100-64 | at Lexington |
| 1955: | W, 75-71 | at Nashville, Tenn. |
| | W, 77-59 | at Lexington |
| 1956: | L, 81-73 | at Nashville, Tenn. |
| | W, 76-55 | at Lexington |
| 1957: | W, 91-83 | at Nashville, Tenn. |
| | W, 80-65 | at Lexington |
| 1958: | W, 86-81 | at Nashville, Tenn. |
| | W, 65-61 | at Lexington |

| | | |
|-------|------------------------|---------------------------|
| 1959: | L, 75-66 | at Nashville, Tenn. |
| | W, 83-71 | at Lexington |
| 1960: | W, 76-59 | at Nashville, Tenn. |
| | W, 68-60 | at Lexington |
| 1961: | L, 64-62 | at Nashville, Tenn. |
| | W, 60-59 | at Lexington |
| | W, 88-67 | at Knoxville, Tenn. (SEC) |
| 1962: | W, 77-68 | at Nashville, Tenn. |
| | W, 87-80 | at Lexington |
| 1963: | W, 106-82 | at Nashville, Tenn. |
| | L, 69-67 | at Lexington |
| 1964: | L, 85-83 | at Nashville, Tenn. |
| | W, 104-73 | at Lexington |
| 1965: | L, 97-79 | at Lexington |
| | L, 91-90 | at Nashville, Tenn. |
| 1966: | W, 96-83 | at Lexington |
| | W, 105-90 | at Nashville, Tenn. |
| 1967: | L, 91-89 ^{OT} | at Lexington |
| | L, 110-94 | at Nashville, Tenn. |
| 1968: | W, 94-78 | at Nashville, Tenn. |
| | W, 85-80 | at Lexington |
| 1969: | W, 103-89 | at Lexington |
| | L, 101-99 | at Nashville, Tenn. |
| 1970: | L, 89-81 | at Nashville, Tenn. |
| | W, 90-86 | at Lexington |
| 1971: | W, 102-92 | at Lexington |
| | W, 119-90 | at Nashville, Tenn. |
| 1972: | W, 106-80 | at Lexington |
| | W, 85-80 ^{OT} | at Nashville, Tenn. |
| 1973: | L, 76-75 | at Nashville, Tenn. |
| | L, 83-76 | at Lexington |
| 1974: | L, 82-65 | at Lexington |
| | L, 71-69 | at Nashville, Tenn. |
| 1975: | W, 91-90 | at Nashville, Tenn. |
| | W, 109-84 | at Lexington |
| 1976: | W, 77-76 | at Lexington |
| | L, 69-65 | at Nashville, Tenn. |
| 1977: | W, 64-62 | at Nashville, Tenn. |
| | W, 113-73 | at Lexington |
| 1978: | W, 72-59 | at Nashville, Tenn. |
| | W, 78-68 | at Nashville, Tenn. |
| 1979: | L, 68-58 | at Nashville, Tenn. |
| | W, 96-70 | at Lexington |
| 1980: | W, 106-90 | at Lexington |
| | W, 91-73 | at Nashville, Tenn. |
| 1981: | W, 78-64 | at Nashville, Tenn. |
| | W, 80-48 | at Lexington |
| | L, 60-55 | at Birmingham, Ala. (SEC) |
| 1982: | W, 67-58 | at Lexington |
| | W, 73-69 | at Nashville, Tenn. |
| 1983: | W, 82-77 | at Nashville, Tenn. |
| | W, 82-63 | at Lexington |
| 1984: | W, 67-46 | at Lexington |
| | W, 58-54 | at Nashville, Tenn. |
| 1985: | W, 75-58 | at Lexington |
| | W, 68-62 | at Nashville, Tenn. |
| 1986: | W, 80-71 | at Nashville, Tenn. |
| | W, 73-65 | at Lexington |
| 1987: | W, 71-65 | at Nashville, Tenn. |
| | W, 65-54 | at Lexington |
| 1988: | W, 81-74 | at Lexington |
| | L, 83-66 | at Nashville, Tenn. |
| 1989: | W, 70-61 | at Lexington |
| | L, 81-51 | at Nashville, Tenn. |
| | L, 77-63 | at Knoxville, Tenn. (SEC) |
| 1990: | L, 92-85 | at Nashville, Tenn. |
| | W, 100-73 | at Lexington |
| 1991: | W, 58-50 | at Lexington |
| | L, 98-87 | at Nashville, Tenn. |
| 1992: | W, 84-71 | at Nashville, Tenn. |
| | W, 80-56 | at Lexington |
| | W, 76-57 | at Birmingham, Ala. (SEC) |
| 1993: | L, 101-86 | at Nashville, Tenn. |
| | W, 82-67 | at Lexington |
| 1994: | W, 107-82 | at Lexington |
| | W, 77-69 | at Nashville, Tenn. |
| 1995: | W, 81-68 | at Lexington |
| | W, 71-60 | at Nashville, Tenn. |
| 1996: | W, 120-81 | at Nashville, Tenn. |
| | W, 101-63 | at Lexington |
| 1997: | W, 58-46 | at Cincinnati |
| | W, 82-79 | at Nashville, Tenn. |
| 1998: | W, 71-62 | at Lexington |
| | W, 63-61 | at Nashville, Tenn. |
| 1999: | W, 73-57 | at Nashville, Tenn. |
| | W, 88-63 | at Lexington |
| 2000: | W, 72-52 | at Lexington |
| | W, 81-73 ^{OT} | at Nashville, Tenn. |
| 2001: | W, 86-75 | at Lexington |
| | W, 79-74 | at Nashville, Tenn. |
| 2002: | W, 67-59 | at Lexington |
| | L, 86-73 | at Nashville, Tenn. |
| 2003: | W, 74-52 | at Nashville, Tenn. |
| | W, 106-44 | at Lexington |
| | W, 81-63 | at New Orleans |
| 2004: | W, 75-63 | at Lexington |

| | | |
|-------|------------------------|---------------------|
| | L, 66-60 | at Nashville, Tenn. |
| | W, 69-54 | at Lexington |
| | W, 84-70 | at Nashville, Tenn. |
| 2006: | L, 57-52 | at Lexington |
| | L, 84-81 | at Nashville, Tenn. |
| 2007: | L, 72-67 | at Lexington |
| | L, 67-65 | at Nashville, Tenn. |
| 2008: | W, 79-73 ^{OT} | at Nashville, Tenn. |
| | L, 93-52 | at Nashville, Tenn. |
| 2009: | W, 70-60 | at Lexington |
| | L, 77-64 | at Nashville, Tenn. |
| 2010: | W, 85-72 | at Lexington |
| | W, 58-56 | at Nashville, Tenn. |
| 2011: | L, 77-81 | at Nashville, Tenn. |
| | W, 68-66 | at Lexington |
| 2012: | W, 69-63 | at Nashville, Tenn. |
| | W, 83-74 | at Lexington |
| | L, 71-64 | at New Orleans |
| 2013: | W, 60-58 | at Nashville, Tenn. |
| | W, 74-70 | at Lexington |
| | L, 64-48 | at Nashville, Tenn. |
| 2014: | W, 71-62 | at Nashville, Tenn. |
| 2015: | W, 65-57 | at Lexington |
| 2016: | W, 76-57 | at Lexington |
| | L, 74-62 | at Nashville, Tenn. |
| 2017: | W, 87-81 | at Nashville, Tenn. |
| | W, 73-67 | at Lexington |

at Lexington: UK leads, 80-14
at Nashville, Tenn.: UK leads, 56-29
at Neutral Sites: UK leads, 7-4
at Birmingham, Ala.: Tied, 1-1
at Cincinnati: UK leads, 1-0
at Knoxville, Tenn.: UK leads, 2-1
at Louisville: Tied, 1-1
at New Orleans: Tied, 1-1
at Paducah, Ky.: UK leads, 1-0

VERNON, IND. (UK LEADS, 1-0)

| Season | Score | Site |
|--------|----------|-----------------|
| 1906: | W, 34-14 | at Vernon, Ind. |

at Vernon, Ind.: UK leads, 1-0

VILLANOVA (UK LEADS, 6-0)

| Season | Score | Site |
|--------|------------------------|------------------------|
| 1949: | W, 85-72 | at New York (NCAA) |
| 1950: | W, 57-56 ^{OT} | at New Orleans (Sugar) |
| 1983: | W, 93-79 | at Lexington |
| 1997: | W, 93-56 | at Lexington |
| 1998: | W, 79-63 | at Philadelphia |
| 2007: | W, 67-58 | at Chicago (NCAA) |

at Lexington: UK leads, 2-0
at Philadelphia: UK leads, 1-0
at Neutral Sites: UK leads, 4-0
at Chicago: UK leads, 1-0
at New Orleans: UK leads, 1-0
at New York: UK leads, 1-0
**As part of sanctions imposed upon the UK basketball program in 1989, the NCAA ordered Kentucky to erase from the record three NCAA tournament games from the 1987-88 season. Kentucky's 99-84 win over Southern, a 90-81 win over Maryland and an 80-74 loss to Villanova have been deleted from the records.*

VIRGINIA (UK LEADS, 6-3)

| Season | Score | Site |
|--------|------------------------|-------------------------|
| 1914: | L, 39-23 | at Charlottesville, Va. |
| 1922: | L, 32-30 ^{OT} | at Charlottesville, Va. |
| 1924: | W, 29-16 | at Lexington |
| 1928: | W, 31-28 | at Charlottesville, Va. |
| 1962: | W, 93-73 | at Lexington |
| 1964: | W, 75-64 | at Lexington |
| 1966: | W, 99-73 | at Charlottesville, Va. |
| 1967: | W, 104-84 | at Lexington |
| 2003: | L, 75-61 | at Maui, Hawaii |

at Lexington: UK leads, 4-0
at Charlottesville, Va.: Tied, 2-2
at Neutral Sites: UK leads, 1-0
at Maui, Hawaii: UK leads, 1-0

VIRGINIA TECH (UK LEADS, 3-1)

| Season | Score | Site |
|--------|----------|------------------------|
| 1924: | W, 36-14 | at Lexington |
| 1956: | W, 56-55 | at New Orleans (Sugar) |
| 1963: | L, 80-77 | at Lexington |
| 1996: | W, 84-60 | at Dallas (NCAA) |

at Lexington: Tied, 1-1
at Neutral Sites: UK leads, 2-0
at Dallas: UK leads, 1-0
at New Orleans: UK leads, 1-0

VMI (UK LEADS, 5-3)

| Season | Score | Site |
|--------|----------|----------------------|
| 1915: | L, 32-18 | at Lexington, Va. |
| 1922: | L, 37-32 | at Lexington, Va. |
| 1926: | W, 32-25 | at Atlanta (So.Con.) |

Scores vs. All Opponents

| | | |
|-------|------------|---|
| 1961: | W, 72-56 | at Lexington, Ky. |
| 1977: | W, 93-78 | at College Park, Md. (NCAA) |
| 1986: | W, 95-55 | at Louisville |
| 2002: | W, 99-57 | at Lexington, Ky. |
| 2009: | L, 111-103 | at Lexington, Ky. <i>at Lexington, Ky.: UK leads, 2-1</i> <i>at Lexington, Va.: VMI leads, 2-0</i> <i>at Neutral Sites: UK leads, 3-0</i> <i>at Atlanta: UK leads, 1-0</i> <i>at College Park, Md.: UK leads, 1-0</i> <i>at Louisville: UK leads, 1-0</i> |

WABASH (TIED, 1-1)

| Season | Score | Site |
|--------|----------|---|
| 1925: | L, 57-10 | at Crawfordsville, Ind. |
| 1947: | W, 96-24 | at Lexington <i>at Lexington: UK leads, 1-0</i> <i>at Crawfordsville, Ind.: WC leads, 1-0</i> |

WAKE FOREST (UK LEADS, 5-0)

| Season | Score | Site |
|--------|-----------|---|
| 1953: | W, 101-69 | at Lexington |
| 1964: | W, 98-75 | at Lexington (UKIT) |
| 1993: | W, 103-69 | at Charlotte, N.C. (NCAA) |
| 1996: | W, 83-63 | at Minneapolis (NCAA) |
| 2010: | W, 90-60 | at New Orleans (NCAA) <i>at Lexington: UK leads, 2-0</i> <i>at Neutral Sites: UK leads, 3-0</i> <i>at Charlotte, N.C.: UK leads, 1-0</i> <i>at Minneapolis: UK leads, 1-0</i> <i>at New Orleans: UK leads, 1-0</i> |

WASHINGTON UNIVERSITY OF ST. LOUIS (UK LEADS, 2-0)

| Season | Score | Site |
|--------|----------|--|
| 1943: | W, 45-38 | at Lexington |
| 1948: | W, 69-39 | at Memphis, Tenn. <i>at Lexington: UK leads, 1-0</i> <i>at Neutral Sites: UK leads, 1-0</i> <i>at Memphis, Tenn.: UK leads, 1-0</i> |

WASHINGTON (UK LEADS, 2-0)

| Season | Score | Site |
|--------|----------|---|
| 1985: | W, 66-58 | at Salt Lake City (NCAA) |
| 2011: | W, 74-67 | at Maui, Hawaii <i>at Neutral Sites: UK leads, 2-0</i> <i>at Maui, Hawaii: UK leads, 1-0</i> <i>at Salt Lake City: UK leads, 1-0</i> |

WASHINGTON & LEE (UK LEADS, 12-1)

| Season | Score | Site |
|--------|------------------------|--|
| 1922: | W, 21-20 | at Lexington, Va. |
| 1926: | W, 28-22 | at Lexington, Ky. <i>W, 44-34 at Lexington, Ky.</i> |
| 1927: | L, 36-34 | at Lexington, Ky. |
| 1928: | W, 34-28 | at Lexington, Ky. |
| 1929: | W, 31-30 | at Lexington, Ky. |
| 1930: | W, 28-26 ^{OT} | at Lexington, Ky. |
| 1931: | W, 23-18 | at Lexington, Ky. |
| 1932: | W, 48-28 | at Lexington, Ky. |
| 1939: | W, 67-47 | at Lexington, Ky. |
| 1942: | W, 62-32 | at Lexington, Ky. |
| 1952: | W, 96-46 | at Lexington, Ky. |
| 1957: | W, 94-66 | at Lexington, Ky. <i>at Lexington, Ky.: UK leads, 11-1</i> <i>at Lexington, Va.: UK leads, 1-0</i> |

WASHINGTON STATE (UK LEADS, 1-0)

| Season | Score | Site |
|--------|----------|---|
| 1975: | W, 97-75 | at Lexington (UKIT) <i>at Lexington: UK leads, 1-0</i> |

WAYNE (UK LEADS, 1-0)

| Season | Score | Site |
|--------|----------|---|
| 1956: | W, 84-64 | at Iowa City, Iowa (NCAA) <i>at Neutral Sites: UK leads, 1-0</i> <i>at Iowa City, Iowa: UK leads, 1-0</i> |

WESTERN CAROLINA (UK LEADS, 2-0)

| Season | Score | Site |
|--------|----------|--|
| 1989: | W, 78-60 | at Lexington |
| 1997: | W, 82-55 | at Lexington <i>at Lexington: UK leads, 2-0</i> |

WESTERN KENTUCKY (UK LEADS, 4-2)

| Season | Score | Site |
|--------|-----------|--|
| 1971: | L, 107-83 | at Athens, Ga. (NCAA) |
| 1986: | W, 71-64 | at Charlotte, N.C. (NCAA) |
| 1991: | W, 84-70 | at Louisville, Ky. |
| 1992: | W, 93-83 | at Lexington |
| 2002: | L, 64-52 | at Lexington |
| 2012: | W, 81-66 | at Louisville, Ky. (NCAA) <i>at Lexington: Tied, 1-1</i> <i>at Neutral Sites: UK leads, 2-1</i> <i>at Athens, Ga.: WKU leads, 1-0</i> <i>at Charlotte, N.C.: UK leads, 1-0</i> <i>at Louisville, Ky.: UK leads, 2-0</i> |

WESTERN ONTARIO (UK LEADS, 4-0)

| Season | Score | Site |
|--------|----------|--|
| 1946: | W, 51-42 | at Lexington |
| | W, 71-28 | at Lexington |
| 1948: | W, 98-41 | at Lexington |
| 1950: | W, 90-18 | at Lexington <i>at Lexington: UK leads, 4-0</i> |

WEST TEXAS STATE (UK LEADS, 2-0)

| Season | Score | Site |
|--------|-----------|--|
| 1951: | W, 73-43 | at Lexington |
| 1979: | W, 121-67 | at Lexington <i>at Lexington: UK leads, 2-0</i> |

WEST VIRGINIA (UK LEADS, 15-5)

| Season | Score | Site |
|--------|------------|--|
| 1924: | W, 24-21 | at Lexington |
| 1925: | W, 29-19 | at Lexington |
| 1927: | W, 44-26 | at Lexington |
| 1940: | L, 47-38 | at Lexington |
| 1941: | W, 46-34 | at Lexington |
| | L, 56-43 | at Morgantown, W.Va. |
| 1946: | W, 59-51 | at New York (NIT) |
| 1958: | L, 77-70 | at Lexington (UKIT) |
| 1959: | W, 97-91 | at Lexington (UKIT) |
| 1960: | L, 79-70 | at Lexington (UKIT) |
| 1963: | W, 79-75 | at Lexington (UKIT) |
| 1965: | W, 102-78 | at Lexington (UKIT) |
| 1970: | W, 106-87 | at Lexington |
| 1971: | W, 106-100 | at Morgantown, W.Va. |
| 1992: | W, 106-80 | at Lexington |
| 2006: | W, 80-66 | at Kansas City, Mo. |
| 2009: | W, 54-43 | at Las Vegas |
| 2010: | L, 73-66 | at Syracuse, N.Y. (NCAA) |
| 2011: | W, 71-63 | at Tampa, Fla. (NCAA) |
| 2015: | W, 78-39 | at Cleveland (NCAA) <i>at Lexington: UK leads, 9-3</i> <i>at Morgantown, W.Va.: Tied, 1-1</i> <i>at Neutral Sites: UK leads, 5-1</i> <i>at Cleveland: UK leads, 1-0</i> <i>at Kansas City, Mo.: UK leads, 1-0</i> <i>at Las Vegas: UK leads, 1-0</i> <i>at New York: UK leads, 1-0</i> <i>at Syracuse, N.Y.: WV leads, 1-0</i> <i>at Tampa, Fla.: UK leads, 1-0</i> |

WICHITA STATE (UK LEADS, 2-0)

| Season | Score | Site |
|--------|----------|---|
| 2014: | W, 78-76 | at St. Louis (NCAA) |
| 2017: | W, 65-62 | at Indianapolis (NCAA) <i>at Neutral Sites: UK leads, 2-0</i> <i>at Indianapolis: UK leads, 1-0</i> <i>at St. Louis: UK leads, 1-0</i> |

WILLIAM & MARY (UK LEADS, 1-0)

| Season | Score | Site |
|--------|----------|--|
| 2005: | W, 92-47 | at Lexington <i>at Lexington: UK leads, 1-0</i> |

WINTHROP (UK LEADS, 2-0)

| Season | Score | Site |
|--------|----------|--|
| 2004: | W, 65-44 | at Lexington |
| 2011: | W, 89-52 | at Lexington <i>at Lexington: UK leads, 2-0</i> |

WISCONSIN (UK LEADS, 4-2)

| Season | Score | Site |
|--------|-----------|--|
| 1963: | W, 108-85 | at Lexington (UKIT) |
| 1969: | L, 69-65 | at Chicago |
| 1977: | W, 72-64 | at Lexington |
| 2003: | W, 63-57 | at Minneapolis (NCAA) |
| 2014: | W, 74-73 | at Arlington, Texas (NCAA) |
| 2015: | L, 71-64 | at Indianapolis (NCAA) <i>at Lexington: UK leads, 2-0</i> <i>at Neutral Sites: Tied, 2-2</i> <i>at Arlington, Texas: UK leads, 1-0</i> <i>at Chicago: UW leads, 1-0</i> <i>at Indianapolis: UW leads, 1-0</i> <i>at Minneapolis: UK leads, 1-0</i> |

WISCONSIN-GREEN BAY (UK LEADS, 1-0)

| Season | Score | Site |
|--------|----------|--|
| 1996: | W, 74-62 | at Lexington <i>at Lexington: UK leads, 1-0</i> |

WRIGHT FIELD (UK LEADS, 1-0)

| Season | Score | Site |
|--------|----------|--|
| 1944: | W, 61-28 | at Lexington <i>at Lexington: UK leads, 1-0</i> |

WRIGHT STATE (UK LEADS, 4-0)

| Season | Score | Site |
|--------|----------|---------------|
| 1993: | W, 81-65 | at Lexington |
| 1997: | W, 90-62 | at Lexington |
| 1999: | W, 97-75 | at Cincinnati |
| 2016: | W, 78-63 | at Lexington |



Brad Calipari isn't the first son to play for his father at Kentucky. Previous father-son duos include Saul and Tubby Smith, Sean and Eddie Sutton, and Herky and Adolph Rupp.

at Lexington: UK leads, 3-0
at Neutral Sites: UK leads, 1-0
at Cincinnati: UK leads, 1-0

WYOMING (UK LEADS, 2-0)

| Season | Score | Site |
|--------|----------|---|
| 1945: | W, 50-46 | at Buffalo, N.Y. |
| 1984: | W, 66-40 | at Lexington (UKIT) <i>at Lexington: UK leads, 1-0</i> <i>at Neutral Sites: UK leads, 1-0</i> <i>at Buffalo, N.Y.: UK leads, 1-0</i> |

XAVIER (UK LEADS, 37-2)

| Season | Score | Site |
|--------|------------------------|---------------|
| 1935: | W, 40-27 | at Cincinnati |
| | W, 46-29 | at Lexington |
| 1936: | W, 36-32 | at Cincinnati |
| | W, 49-40 | at Lexington |
| 1937: | W, 34-28 ^{OT} | at Cincinnati |
| | W, 23-15 | at Lexington |
| 1938: | L, 39-32 | at Cincinnati |
| | W, 45-29 | at Lexington |
| 1939: | W, 41-31 | at Cincinnati |
| | W, 43-23 | at Lexington |
| 1940: | W, 42-41 | at Cincinnati |
| | W, 37-29 | at Lexington |
| 1941: | W, 48-43 | at Cincinnati |
| | L, 49-44 | at Lexington |
| 1942: | W, 40-39 | at Cincinnati |
| | W, 44-36 | at Lexington |
| 1943: | W, 43-38 | at Lexington |
| | W, 48-36 | at Lexington |
| 1946: | W, 62-36 | at Cincinnati |
| | W, 83-40 | at Lexington |
| 1947: | W, 71-34 | at Lexington |
| | W, 58-31 | at Cincinnati |
| 1948: | W, 79-37 | at Lexington |
| | W, 59-37 | at Cincinnati |
| 1949: | W, 96-50 | at Lexington |
| | W, 51-40 | at Cincinnati |
| 1950: | W, 58-47 | at Cincinnati |
| | W, 58-53 | at Lexington |
| 1951: | W, 67-56 | at Cincinnati |
| | W, 78-51 | at Lexington |
| 1952: | W, 97-72 | at Cincinnati |

W, 83-50 at Lexington
1954: W, 81-66 at Cincinnati
W, 77-71 at Lexington
1955: W, 73-69 at Cincinnati
W, 66-55 at Lexington
1963: W, 90-76 at Lexington
1968: W, 111-76 at Lexington
1969: W, 115-77 at Lexington
at Lexington: UK leads, 21-1
at Cincinnati: UK leads, 16-1

YALE (UK LEADS, 1-0)

| Season | Score | Site |
|--------|----------|--|
| 1962: | W, 79-58 | at Lexington <i>at Lexington: UK leads, 1-0</i> |



embrace
THE TARGET



2017-18 KENTUCKY BASKETBALL SCHEDULE

OCTOBER

27 (Fri) Thomas More (Exh) Rupp Arena SEC Network 7 p.m.

NOVEMBER

3 (Fri) Centre (Exh) Rupp Arena SEC Network 7 p.m.
 10 (Fri) Utah Valley Rupp Arena SEC Network 7 p.m.
 12 (Sun) Vermont Rupp Arena ESPN 7 p.m.
 14 (Tues) vs. Kansas¹ Chicago ESPN 9:30 p.m.
 17 (Fri) ETSU² Rupp Arena SEC Network 7 p.m.
 20 (Mon) Troy² Rupp Arena SEC Network 8 p.m.
 22 (Wed) Fort Wayne² Rupp Arena SEC Network 8 p.m.
 26 (Sun) UIC² Rupp Arena SEC Network 6 p.m.

DECEMBER

2 (Sat) Harvard Rupp Arena ESPN 3:30 p.m.
 9 (Sat) vs. Monmouth³ New York ESPNU Noon
 16 (Sat) Virginia Tech Rupp Arena ESPN2 2 p.m.
 23 (Sat) vs. UCLA⁴ New Orleans CBS Sports 4 p.m.
 29 (Fri) Louisville Rupp Arena CBS Sports 1 p.m.
 31 (Sun) Georgia* Rupp Arena ESPN 6 p.m.

JANUARY

3 (Wed) at LSU* Baton Rouge, La. SEC Network 8:30 p.m.
 6 (Sat) at Tennessee* Knoxville, Tenn. SEC Network 9 p.m.
 9 (Tue) Texas A&M* Rupp Arena ESPN 7 p.m.
 13 (Sat) at Vanderbilt* Nashville, Tenn. ESPN 4 p.m.
 16 (Tue) at South Carolina* Columbia, S.C. ESPN 9 p.m.
 20 (Sat) Florida* Rupp Arena ESPN 8:15 p.m.
 23 (Tue) Mississippi State* Rupp Arena ESPN 9 p.m.
 27 (Sat) at West Virginia⁵ Morgantown, W.Va. ESPN 4:30/7 p.m.
 30 (Tue) Vanderbilt Rupp Arena ESPN 9 p.m.

FEBRUARY

3 (Sat) at Missouri* Columbia, Mo. CBS Sports 2 p.m.
 6 (Tue) Tennessee* Rupp Arena ESPN 7 p.m.
 10 (Sat) at Texas A&M* College Station, Texas ESPN/ESPN2 4/6/8 p.m.
 14 (Wed) at Auburn* Auburn, Ala. ESPN2 9 p.m.
 17 (Sat) Alabama* Rupp Arena CBS Sports 2 p.m.
 20 (Tue) at Arkansas* Fayetteville, Ark. ESPN 9 p.m.
 24 (Sat) Missouri* Rupp Arena ESPN/ESPN2 6/8 p.m.
 28 (Wed) Ole Miss* Rupp Arena ESPN2 7 p.m.

MARCH

3 (Sat) at Florida* Gainesville, Fla. CBS Sports Noon
 7-11 SEC Tournament St. Louis SECN/ESPN TBA



All Times Eastern | Schedule is tentative and subject to change | Home Games in **BOLD** | *-SEC Opponent
 1-Champions Classic; 2-Adolph Rupp Classic; 3-Citi Hoops Classic; 4-CBS Sports Classic; 5-Big12/SEC Challenge



embrace **THE BATTLE**



Brad Calipari • Kevin Knox • Shai Gilgeous-Alexander • PJ Washington • Jonny David