

KENTUCKY

2008-09 WILDCATS

48

49

51


58

78

96

98

A pattern of
EXCELLENCE



2008-09 KENTUCKY WILDCAT BASKETBALL SCHEDULE

NOVEMBER

3 (Mon)	MISSOURI-ST. LOUIS (Exh.)	7:00 pm
7 (Fri)	OUACHITA baptist (Exh.)	7:00 pm
14 (Fri)	VIRGINIA MILITARY INSTITUTE	7:00 pm
18 (Tue)	at North Carolina	9:00 pm
22 (Sat)	¹ DELAWARE STATE	Noon
24 (Mon)	¹ LONGWOOD	7:00 pm
28 (Fri)	² vs. Kansas State	11:59 pm
29 (Sat)	² vs. West Virginia/Iowa	7:30/10:30 pm

DECEMBER

3 (Wed)	LAMAR	7:00 pm
6 (Sat)	MIAMI (Fla.)	5:30 pm
7 (Sun)	MISSISSIPPI VALLEY STATE	4:00 pm
13 (Sat)	INDIANA	4:00 pm
20 (Sat)	³ vs. Appalachian State	Noon
22 (Mon)	TENNESSEE STATE	7:00 pm
27 (Sat)	FLORIDA ATLANTIC	3:00 pm
29 (Mon)	CENTRAL MICHIGAN	7:00 pm

JANUARY

4 (Sun)	at Louisville	1:30/4:30 pm
10 (Sat)	• VANDERBILT	2:00 pm
13 (Tue)	• at Tennessee	9:00 pm
18 (Sun)	• at Georgia	Noon
21 (Wed)	• AUBURN	9:00 pm
24 (Sat)	• at Alabama	3:00 pm
27 (Tue)	• at Ole Miss	7:00 pm
31 (Sat)	• SOUTH CAROLINA	3:00 pm

FEBRUARY

3 (Tue)	• MISSISSIPPI STATE	7:00 pm
10 (Tue)	• FLORIDA	9:00 pm
14 (Sat)	• at Arkansas	1:00 pm
17 (Tue)	• at Vanderbilt	9:00 pm
21 (Sat)	• TENNESSEE	1:00 pm
25 (Wed)	• at South Carolina	7:00 pm
28 (Sat)	• LSU	4:00 pm

MARCH

4 (Wed)	• GEORGIA	8:00 pm
7 (Sat)	• at Florida	2:00 pm
12-15 (Th-Su)	⁴ SEC Tournament (Tampa)	TBA

Check local listings / All Times Eastern

* Championship Game only, otherwise game televised on BBSN; • SEC Game; 1-Findlay Toyota Las Vegas Invitational (Rupp Arena, Lexington); 2-Findlay Toyota Las Vegas Invitational (Orleans Arena, Las Vegas, Nev.); 3-Freedom Hall (Louisville, Ky.); 4-St. Pete Times Forum (Tampa, Fla.)

TABLE OF CONTENTS

MEDIA 2-16

TV Chart.....	2
Quick Facts	3
Media Policies.....	4-6
Athletics Directory.....	7
Wildcats on the Air	8-11
Media Outlets.....	12-14
Maps.....	15-16

PLAYERS 18-42

Roster	18
Roster Breakdown	19
Player Bios	20-42

STAFF 44-60

Billy Gillispie	44-49
Jeremy Cox	50
Glynn Cyprien.....	51
Tracy Webster	52
Tim Asher	53
Jeff Bergstrom	53
Alvin Brooks	54
Todd Forcier	54
Eric Fry	55
Logan Lee	55
Leon Smith	56
Chris Walker	56
Peter Warden	57
Support Staff	58
President Lee T. Todd Jr.	59
AD Mitch Barnhart	60

2007-08 REVIEW 62-96

2007-08 Stats	62-73
2007-08 Departed Letterwinners	74
2007-08 Game Recaps	76-96

OPPONENTS/SCHEDULE 98-114

Alabama, Appalachian State, Arkansas	98
Auburn, Central Michigan, Delaware St.	99
Florida, Florida Atlantic, Georgia.....	100
Indiana, Iowa, Kansas State	101
Lamar, Longwood, Louisville	102
LSU, Miami (FL), Mississippi State	103
Mississippi Valley St., Missouri-St. Louis,	
North Carolina	104
Ole Miss, Ouachita Baptist, South Carolina	105

Tennessee, Tennessee State, Vanderbilt.....	106
VMI, West Virginia, SEC	107
2009 NCAA Tournament Bracket	108
2008-09 Tournament Schedules.....	109
2008-09 Travel Headquarters.....	110
SEC Composite Schedule	110-114

HISTORY AND TRADITION 116-288

National Champions	116-123
Historic Kentucky Coaches	124-128
Lettermen	129-132
Academic and Athletic Success	133-137
Wildcats in the NBA	138-140
Retired Jerseys.....	141-143
All-Americans and Hall of Fame.....	144-145
Awards and Honors	146-149
Kentucky in the NCAA	150-156
NCAA Final Four Results	157-158
Year-by-Year in the NCAA	159-161
UK in the SEC	162-166
UK in the National Rankings	167-168
Rupp Arena	169-175
Alumni Gym and Memorial Coliseum	176-177
Freedom Hall	178-180
UK Hall of Fame	181
Biggest Games	182-185
Year-by-Year Team Stats	186-189
Scoring	190-193
Field Goals	194-196
Free Throws	197-199
Three-Point Field Goals	200-201
Rebounding	202-203
Assists	204-205
Blocks.....	206-207
Steals.....	208-209
Miscellaneous	210-211
Streaks	212-213
Overtime	214-215
1,000 Point Club	216-226
Year-by-Year Results	227-230
All-Time Results	231-261
Series Records vs. All Opponents	262-263
Kentucky vs. DI Conferences	264-265
Scores vs. All Opponents	266-283
UK Bests vs. SEC Opponents.....	284-285
Timeline	286-288

TELEVISION CHART



Darius Miller

1

6-7 • 223 • Fr.
Maysville, Ky.
(Mason County)



Matt Scherbenske

2

6-1 • 180 • Jr.
Lexington, Ky.
(Oak Hill Academy)



Kevin Galloway

3

6-7 • 215 • Jr.
Sacramento, Calif.
(Coll. of Southern Idaho)



Landon Slone

10

6-3 • 189 • Fr.
Paintsville, Ky.
(Paintsville)



Adam Delph

11

6-1 • 161 • Fr.
Louisville, Ky.
(Pleasure Ridge Park)



Mark Krebs

12

6-5 • 207 • Jr.
Newport, Ky.
(Newport Central Catholic)



Michael Porter

13

6-3 • 198 • Jr.
Modesto, Calif.
(Modesto Christian)



Mark Halsell

14

5-11 • 180 • Fr.
St. Charles, Mo.
(SW Illinois College)



A.J. Stewart

15

6-7 • 218 • So.
Jacksonville, Fla.
(Arlington Country Day)



Jarvis Walker

20

6-4 • 215 • Jr.
Chicago, Ill.
(John A. Logan CC)



Perry Stevenson

21

6-9 • 207 • Jr.
Lafayette, La.
(Northside)



Ramon Harris

22

6-7 • 218 • Jr.
Anchorage, Alaska
(West Anchorage)



Jodie Meeks

23

6-4 • 208 • Jr.
Norcross, Ga.
(Norcross)



Donald Williams

25

6-5 • 205 • Fr.
Baton Rouge, La.
(Progressive Christian)



Dwight Perry

30

6-1 • 178 • Jr.
Durham, N.C.
(Southern)



Matt Pilgrim

33

6-8 • 233 • So.
Cincinnati, Ohio
(Hampton)



DeAndre Liggins

34

6-6 • 202 • Fr.
Chicago, Ill.
(Findlay Prep)



Jared Carter

43

7-2 • 270 • Sr.
Georgetown, Ky.
(Scott County)



Patrick Patterson

54

6-9 • 235 • Fr.
Huntington, W. Va.
(Huntington)



Josh Harrellson

55

6-10 • 265 • So.
St. Charles, Mo.
(SW Illinois College)



Billy Gillispie
Head Coach

2nd Year at UK
Texas State, 1983
118-71 (.624/6 yrs)



Jeremy Cox
Assistant Coach

2nd Year at UK
Mesa St. College,
'91



Glynn Cyprien
Assistant Coach

2nd Year at UK
UTSA, '04



Tracy Webster
Assistant Coach

2nd Year at UK
Wisconsin, '95

2008-09 QUICK FACTS

INSTITUTE PERSONNEL

President: Dr. Lee T. Todd, Jr. (Kentucky '68)
Faculty Representative: Dr. Alan DeSantis
 (James Madison '86)
Athletics Director: Mitch Barnhart (Ottawa '81)
Athletics Phone Number: 859.257.8000

MEDIA INFORMATION

Basketball Contact: DeWayne Peevy (Montevallo '96)
Stricklin's Email: dewayne.peevy@uky.edu
Asst. Basketball Contact: John Hayden (Alabama, '98)
Hayden's Email: john.hayden@uky.edu
Office Phone: 859.257.3838
Office Fax: 859.323.4310
Office Address: UK Media Relations,
 Joe Craft Center
 338 Lexington, KY 40506-0019
Rupp Arena Press Row Phone: 859.252.3602
Internet Site: UKathletics.com

BASKETBALL STAFF

Billy Gillispie (Texas State, '83)
Overall College Coaching Record:
 Total118-71 (7 years) .624
 UTEP30-32 (2 years) .484
 Texas A&M70-26 (3 years) .729
 Kentucky18-13 (1 year) .581
NCAA Appearances (Record): Four (3-4)
Staff:
 Jeremy Cox (Mesa State College, '91)
 Glynn Cyprien (Texas-San Antonio, '04)
 Tracy Webster (Wisconsin, '95)
Asst. AD for Men's Basketball: Leon Smith
Director of Basketball Operations: Alvin Brooks
Trainer: Eric Fry (Purdue, '00)
Strength Coach: Todd Forcier (Washington State, '99)
Internal Operations: Peter Warden
Team Physicians: Dr. Scott Mair, Dr. James Jagger

Best Time To Contact Coach Gillispie:

Coordinate through SID — DeWayne Peevy

BIG BLUE SPORTS NETWORK

Network Coordinator:
 Mike Dodson (859.226.HOST)
 Host Communications
 546 East Main Street, Lexington, KY 40502

RADIO NETWORK

Play-by-play Announcer:
 Tom Leach (859.224-1147)
 305 Cassidy Avenue, Lexington, KY 40502
Analyst:
 Mike Pratt (812.923.5168)
 3211 Chipaway Court, , Floyds Knobs, IN 47119

TELEVISION NETWORK

Play-by-play Announcer:
 Rob Bromley (859.299.0711)
 4208 Ridgewater Drive, Lexington, KY 40515
Analyst: Kyle Macy (859.327.3274)
 3320 Overbrook Dr. Lexington, KY 40502

UK VIDEOTAPE FOOTAGE

UK Athletics Video
 Tim Asher (859.257.4830)

2007-08 REVIEW

Record: 18-13 (12-4 SEC, 3rd/2nd in East)
Home: 14-4, **Away:** 4-6, **Neutral:** 0-3
NCAA Postseason Record: 0-1
 Lost to Marquette, 74-66
Final AP Ranking: nr
Final USA Today Ranking: nr
Starters Returning/Lost: 2/3
Letterwinners Returning/Lost: 7/5

The 2008-09 Kentucky Basketball Fact Book © 2008
 was published by the University of Kentucky Athletics
 Department, Mitch Barnhart, Director.

CREDITS

Written, Compiled & Edited by: DeWayne Peevy, John
 Hayden and Evan Crane
Assistant Editors: Meredith Nelson
Design & Layout: Craig Hornberger, Matt Hernandez

Director of Photography: David Coyle
Photography Credits: Team Coyle, *Lexington Herald-Leader*,
 NBA Photo

With Appreciation To:

Brooks Downing, Russell Rice, *The Cats' Pause*, Allan Black,
 Rena Vicini, Kelley Bozeman

Printing: Welch Printing

MEDIA POLICIES

CREDENTIAL POLICY

The University of Kentucky follows guidelines set forth by the NCAA and the Southeastern Conference governing the issuance of credentials. Credentials for UK home games are issued to authorized full-time, salaried representative of, or a representative who regularly and customarily performs services for, such an entity and they are non-transferable.

Credentials should be requested online at www.sportssystem.com/Kentucky.

Season credentials will be granted only to daily newspapers and television/radio stations that cover men's basketball on a regular basis, i.e. press conferences, and all home games. Otherwise, television/radio stations, weekly newspapers and national publications will be granted credentials on a single-game, space-available basis. In addition, no recruiting services, Web sites, etc., will be credentialed at the University of Kentucky.

Per NCAA guidelines, an outlet must staff 90 percent of UK's home games to be included on Wildcats' NCAA Tournament credential list.

INTERNET POLICY

Internet services will not be credentialed to any UK home game. Only the official Web site of each participating institution and representatives of contractual rights-fee paying media will be granted access. Other media representatives not earning credentials through the criteria listed above will not be granted credentials to UK men's basketball games for the

purpose of staffing a Web site.

SEC INTERNET POLICY

The University of Kentucky also abides by the Southeastern Conference's Internet policy concerning real time transmissions of athletic events. The policy states the following:

By acceptance and use of media credentials, the holder agrees to the following conditions for any and all men's basketball games hosted by the SEC and its member institutions.

The SEC and its member institutions grant a media organization a limited license to use certain gathered information on the media organization's own Internet or online site beginning at the start of an athletic event and up to the conclusion of such event, all subject to the following limitations and conditions: No more than 10 still photographs may be used for news coverage of the game and other editorial purposes. Such still photographs must be used on a time-delayed basis that is at least five (5) minutes after the happening of the event depicted by the still photograph.

It is agreed that videotape is NOT to be used on an Internet or online site (except that videotape may be shown as part of a single, non-archived, online "simulcast" of a television station's regularly scheduled news program.)

While a game is in progress, the use of textual statistical information is time-delayed and limited in amount (e.g., updates pertaining to score {detail only given in quarterly game updates}, injuries

and national, conference or institutional record-breaking performances, a condensed half-time story) so that an organization's Internet or online game coverage does not undercut the authorized and rights-paying fee organization's rights to play-by-play accounts of the game and/or exclusivity as to such rights.

Any proposed media use on an Internet or online sight of the game information that is more detailed and/or more than described above will require separate written authorization by the SEC and/or its member institutions. However, such written authorization will not permit the use of game information in entertainment contexts and will not authorize game coverage that, due to immediacy or detail, constitutes or approaches a play-by-play account of a game.

Should any of these conditions be breached, the SEC and/or its member institutions will issue a written warning for the first violation. If this violation occurs during the last game of the institution's regularly scheduled season, the media organization may not be credentialed for the SEC Tournament. A second violation of this policy will result in revocation of credentials to cover basketball games hosted by the SEC and/or its member institutions.

CREDENTIAL REQUESTS

Requests for season credentials should be made by **October 15** online at www.sportssystem.com/Kentucky. Requests for single-game credentials should be placed no later than one week prior to the contest. Follow-up questions should be directed to:

Meredith Nelson

Office Coordinator

Phone: 859.257.3838

E-mail: mnelson@uky.edu**Interview Policies-**

General — All interviews with University of Kentucky basketball players or staff members must be arranged through the Media Relations office. **Media should never contact a player or coach directly.** The Wildcat Lodge, team locker rooms, and other team quarters are private team areas. Media members are not permitted in these areas unless accompanied by appropriate University personnel.

Practice/Press Conferences —

Generally, UK basketball practices are closed. Player interviews are conducted either prior to or following practices on selected days. Coach Gillispie meets with members of the media in press conference settings at scheduled times to be announced.

Telephone Player

Interviews — Request telephone interviews at least 24 hours in advance through the Media Relations office. Telephone requests will be returned when players' schedules allow.

Radio Call-In Shows/Internet Chats

— As specified by the Southeastern Conference, no players will be allowed to participate in live radio shows or on live chat sessions on the Internet. Coach Gillispie may not participate in any radio show other than those specified in his contract.

Postgame Interviews

— Following each game, there

is a 20-minute cooling-off period, during which time the players shower and dress. Approximately 10 minutes after the game ends, Coach Gillispie conducts his postgame press conference while a player is taken to the Big Blue Sports Network. Following Coach Gillispie's press conference and the cooling-off period, selected UK players are brought to the media interview room.

UKathletics.com —

The official Web site for University of Kentucky Athletics is updated 24 hours before each game with the latest game notes and quotes from Coach Billy Gillispie and selected players.

Following each game, the site will post a game box score with summary, postgame quotes and notes from all home games and updated season statistics.

Accessing Publicity

Photos/Logos — Media members wishing to obtain photos and logos of the University of Kentucky men's basketball team may do so by utilizing the SEC's Digital Image Platform. Go to www.secsportsmedia.com to access the platform. Users have a choice of choosing various sports photographs, logos, etc., that can be downloaded automatically.

SEC Services — Billy Gillispie, along with the other 11 conference coaches, will participate in the Southeastern Conference's teleconference call. The calls are conducted every Monday and Thursday,

Jan. 4 through Mar. 5. For the phone number to participate, contact the SEC Media Relations office at 205.458.3010. Information also can be obtained on the web at www.secsports.com.

Teleconference Schedule (ET)

11:00 a.m.	Kevin Stallings (VU)
11:07 a.m.	Billy Donovan (UF)
11:14 a.m.	Darrin Horn (USC)
11:21 a.m.	Dennis Felton (UG)
11:28 a.m.	Trent Johnson (LSU)
11:35 a.m.	Billy Gillispie (UK)
11:42 a.m.	Bruce Pearl (UT)
11:49 a.m.	John Pelphrey (ARK)
11:56 a.m.	Mark Gottfried (UA)
12:03 p.m.	Jeff Lebo (AU)
12:10 p.m.	Andy Kennedy (OM)
12:17 p.m.	Rick Stansbury (MS)

Radio/TV Rights —

Broadcasting rights to UK games are assigned exclusively to the Big Blue Sports Network. One reciprocal rights fee waiver is guaranteed opponent schools visiting Lexington. Call Host Communication's Mike Dodson, network coordinator, at 859.226.HOST. Two phone lines and an ISDN line are available for visiting radio.

Video Highlights —

UKAA Video Services can provide highlight footage of most UK games. Contact Brad Nally at 859.257.4087 to request assistance.

GAMEDAY MEDIA SERVICES

Media Parking — A limited number of spots are available at Rupp Arena. The city of Lexington assesses a charge for parking privileges. Requests should be made when submitting press and/or photo credential requests. The media parking area can be accessed from Main Street or Cox Street. The lot opens three hours before tipoff.

Media Will Call —

Located near the receiving entrance to Rupp Arena and adjacent to media parking. Credentials **are not** available at the public Will Call window on the High Street concourse level and will not be mailed.

Media Services

The University of Kentucky uses a computerized statistics system. Working media will receive:

- Game program and notes
- Halftime statistics
- Final statistics
- Complete play-by-play
- Shot charts
- Coach and player quotes

Media Room — The media room and photo compound is located beneath section 28 and can be accessed through the floor exit beneath section 26. Working facilities, with electrical outlets and a limited number of telephones, are available.

Wireless Internet —

UK provides media members with complimentary wireless internet access at Rupp Arena. Contact a UK media relations staff member for details.

Telephones — A limited number of telephones are available in the Rupp Arena media room. Newspapers and radio stations desiring their own private lines, to be installed either on press row or in the media room, should contact Windstream at 800.843.9214.

Photo Compound — A photo compound is available in the media room for use by photographers only. Courtesy wireless internet and phone lines can be utilized for filing digital photography. If outlets wish to install their own phone lines, they can be ordered from the Windstream phone number listed above.

Photographers — The photo zones are appropriately marked on the Rupp Arena floor. Some photo spots are assigned. Because of safety concerns, no shooting is allowed on either sideline. Due to the amount of space, photo credentials will be limited. See David Coyle at the site for technical assistance.

ATHLETICS DIRECTORY

MAILING ADDRESS

338 Lexington Ave.
 Joe Craft Center
 Lexington, Ky. 40506

NUMBERS TO REMEMBER

Rupp Arena Press Row	859.252.3602
Media Relations Office:	859.257.3838
Athletics Director Office:	859.257.8015
Basketball Office:	859.257.1916
Rupp Arena Ticket Office:	859.233.3535
Joe Craft Center Ticket Office:	800.928.CATS
Cathy Derr (Rupp Arena):	859.233.4567
Craig Pinkerton (SEC):	205.458.3000

ADMINISTRATION

Dr. Lee T. Todd, Jr. , President	859.257.1701
Mitch Barnhart , Director of Athletics	859.257.8015
Rob Mullens , Deputy Director of Athletics	859.257.8015
Sandy Bell , Sr. Assoc. AD/ Athletics & Student Services	859.257.8015
Bob Bradley , Assoc. AD/Academics	859.257.8799
Mark Coyle , Sr. Assoc. AD/External Affairs	859.257.7768
John Cropp , Assoc. AD/Administration	859.257.5572
Russ Pear , Assoc. AD/Operations	859.257.1243
Lisa Peterson , Assoc. AD/Finance & SWA	859.257.8607
DeWayne Peevy , Assoc. AD/Media Relations	859.257.3838

MEN'S BASKETBALL

Billy Gillispie	859.257.1916
Jeremy Cox	859.257.1916
Glynn Cyprien	859.257.1916
Tracy Webster	859.257.1916
Alvin Brooks	859.257.1916
Chris Walker	859.257.1916
Peter Warden	859.257.1916
Linda Carmack	859.257.1916

COMPLIANCE

Sandy Bell , Dir. of Compliance	859.257.8015
John Butler , Asst. AD for Compliance	859.257.9784
Heather McAtee , Director of Compliance	859.257.5475

MARKETING

Jason Schlafer , Asst. AD for Marketing	859.257.1830
Leslie Bray , Director of Marketing	859.257.2589
Lisa Pearson , Asst. Dir. of Marketing	859.257.2514
Nathan Schwake , Asst. Director of Marketing	859.257.5526

MEDIA RELATIONS

Tony Neely , Dir. of Media Relations	859.257.8411
Susan Lax , Associate Director	859.257.8420
John Hayden , Asst. Director	859.257.8429
Brent Ingram , Asst. Director	859.257.8504
Deb Moore , Asst. Director	859.257.8506
Pete Camagna , Asst. Dir./Internet Coord.	859.257.8437
Meredith Nelson , Office Coordinator	859.257.8309
Sara Reichbaum , Media Relations Asst.	859.257.6846
Jeremy Strachan , Media Relations Asst.	859.257.8431

PUBLICATIONS

Craig Hornberger , Publications Dir.	859.257.8550
Kim Troxall , Creative Dir.	859.257.8566
Matt Hernandez , Asst. Publications Dir.	859.257.8601

TICKET OFFICE

Joe Sharpe , Asst. AD for Ticketing	859.257.1818
Barb Osborne , Ticket Manager	859.257.8625

VIDEO PRODUCTION

Tim Asher , Video Producer/Dir. (Basketball)	859.257.4830
Brad Nally , Video Producer/Director	859.257.4087

BIG BLUE SPORTS

Angela Haar , General Manager	859.226.4223
Mike Dodson , Network Coordinator	859.226.4390

RUPP ARENA

Bill Owen	859.233.4567
Cathy Derr	859.233.4567
Carl Hall	859.233.4567

WILDCATS ON THE AIR**RADIO BROADCASTS**

Tuning into Kentucky basketball games on radio has been a tradition of following the Wildcats since the dawn of the Fabulous Five.

Even today, as Kentucky basketball continues to dominate the state in popularity from Pikeville to Paducah, fans tune into the action all across the United States. Again this year, more than 75 stations will carry each game live. So whether the Big Blue fans are in Orlando, Fla., or Harlan, Ky., they can tune into the largest college basketball radio network in the country. The network reaches its outer limits thanks to such stations as

Clear Channel's WHAS in Louisville, 840 on the AM dial, or WSAI-AM in Cincinnati, at frequency 1530. Each broadcast also can be heard around the world on ukathletics.com.

Outstanding broadcasters have called Wildcat games through the years. Claude Sullivan spent 19 years (1948-67) behind the microphone describing UK men's basketball and football games, while the legendary Cawood Ledford described the action for 39 years (1953-92). Ralph Hacker, Ledford's partner beginning in 1973, took over the play-by-play duties in 1993 before retiring following the 2001 season, an impressive 29-year career.

The rights to the UK broadcasts are owned by Host Communications and Gray Television with WLAP Radio Lexington serving as the flagship station. For information on the Big Blue Sports Network, contact Mike Dodson at Host Communications, (859) 226-HOST.



Tom Leach and former UK All-American Mike Pratt, one of the top broadcast crews in the nation today, teamed up for the first time in 2001-02.

BIG BLUE NETWORK PERSONALITIES**TOM LEACH***Play-by-Play Broadcaster*

Tom Leach is in his eighth season as the "Voice of the Wildcats." Leach was a familiar voice on the UK Radio Network for 12 years before replacing long-time announcer Ralph Hacker at the start of the 2001-02 season.

Leach, who began calling the play-by-play for UK football in 1997, anchored the scoreboard segments during the network's halftime and postgame coverage from 1990-2001. He also filled in for an ail-

ing Hacker on several games during the 2000 season.

Leach serves as sports director for WLAP Radio in Lexington, a position he formerly held at WVLK Radio for nine years. He began as news and sports reporter at WVLK in 1984. A native of Paris, Ky., he is a three-time winner of The Associated Press' "Best Sports Program" award. He also won an Eclipse Award in 1993 and 1999 for his thoroughbred horse racing coverage, and was named Kentucky Sportscaster of the Year in 1997 and 2004.

He currently teams with Tad Murray on the WLAP "Morning Team" show.

Leach and his wife Robyn Rabbeth Leach, a former local news television anchor, have one son, Connor (15), and a daughter, Caroline (10).

MIKE PRATT*Broadcast Analyst*

Former two-time All-Southeastern Conference performer Mike Pratt is in his eighth year as analyst on the UK Radio Network. The former professional ABA player, college and pro coach replaced Sam Bowie, who retired from

broadcasting prior to the start of the 2001-02 season.

Pratt joined the network after compiling extensive experience as a broadcaster. He began calling games in 1985 for Creative Sports in Charlotte and prior to returning to the Kentucky sidelines, served as an analyst for NCAA Productions, the Charlotte Hornets Television Network, ESPN and Fox Sports Net South.

Pratt lettered for the Wildcats for three years (1968-70) under Coach Adolph Rupp. In addition to his All-SEC honors, he was a second-team Converse All-American in 1970, Kentucky's third Academic All-American and a two-time Academic All-SEC selection. While playing alongside the Cats' all-time leading scorer, Dan Issel, the 6-4 forward averaged 19.3 points per game as UK finished the season as the nation's No. 1 team. Pratt finished with 1,359 career points, which still ranks 25th on UK's all-time list.

After Kentucky, Pratt played two seasons for the ABA's Kentucky Colonels. He spent three years as an assistant at UNC-Charlotte for Coach Lee Rose, helping guide the 49ers to the 1977 Final Four. He was named head coach at UNCC in 1978 and compiled a 56-52 record there in four seasons. He worked as an NBA scout for seven years and in '89, became an assistant to Hornets' coach Gene Littles.

Pratt currently works in private business in Louisville. He also recently joined the UK on Main staff, the university's first-ever full-time office in Louisville, as the director of major gifts for UK Athletics.

ROB BROMLEY*TV SIDELINE*

Rob Bromley is in his 29th year on the Big Blue Sports Network, handling play-by-play duties for live and delayed broadcasts. Bromley called the television play-by-play of Wildcat football and basketball from

1980-86, and since that time, he has served as color commentator and sideline reporter for both networks. Again this season, Bromley will serve as producer and host of the weekly Coach Billy Gillispie television show.

A graduate of Butler University in Indianapolis, Bromley has worked on the sports staff at WKYT-TV for nearly 32 years, the past 29 as nightly sports anchor. Prior to joining the station, he worked as a sports anchor in Lima, Ohio. He began his sportscasting career on radio in Lima, calling the play-by-play for Bowling Green University and Bluffton College as well as local high school games.

KYLE MACY*TV Play-by-Play Broadcaster*

Former two-time All-American Kyle Macy is in his second season with the Wildcats as the television color analyst for the Big Blue Sports Network.

Macy began his playing career at UK in 1977 and

became one of the most popular Wildcats ever, finishing his career as a two-time All-American and three-time All-SEC performer. Macy was a starter on the 1978 NCAA National Championship team. As a senior, he became the first Kentucky player ever to be named consensus SEC Player of the Year. Known for his cool approach at the free throw line, Macy still holds the school record for career free-throw shooting percentage (.890).

Macy played five years with the Phoenix Suns, then spent a year each with the Chicago Bulls (1985-86) and Indiana Pacers (1986-87).

Macy was head coach at Morehead State for nine years. His 2003 Eagles won 20 games, its most in 19 years, and a share of the OVC championship.

DAVE BAKER*RADIO PREGAME AND TV SIDELINE*

Dave Baker is in his 20th year as a member of the UK broadcast team. Baker serves as host of "Countdown to Tip-Off," the 90-minute pregame show featuring Cats' Pause founder Oscar Combs that leads up to game time.

"Buzz" became a sports reporter at WKYT-TV in 1982, following his graduation from Georgetown (Ky.) College. He was named the station's weekend anchor in 1984 and was instrumental in founding the award-winning "Sports Spectrum" — a 40-minute comprehensive sports show on Saturday nights.

Now in his 26th year at WKYT, Baker is still an anchor and reporter on the sports staff in addition to his work as marketing consultant for the station.

Baker is also known to fans throughout the SEC for his work on league events from football and basketball to soccer and gymnastics. During the fall he's the football sideline reporter and the host of the "SEC Football Today" pre-game show. During the winter he's a play-by-play announcer on Raycom Sports' broadcast of SEC Basketball and in the summer he reports for Raycom's popular Football Saturdays in the South program.

Dave is a 1978 graduate of Franklin High School in Franklin, Ohio and a 2005 inductee into the Franklin High School Hall of Fame. He's a 1982 graduate of Georgetown College. Dave and his wife Bethany attend Southland Christian Church in Lexington. They are the proud parents of daughter Madelyn, twin daughters Mallory and Macy and a son Manning.

DICK GABRIEL*Big Blue Sports Network*

Dick Gabriel is in his 14th season as a member of the Big Blue Sports Network for basketball, handling pregame and post-game duties. The Louisville native has been a fixture around UK sports for a number of years, and, since

1989, has handled sideline duties on UK football radio broadcasts. In 2002, he began anchoring the pre- and post-game radio shows on football broadcasts.

Gabriel began his media career broadcasting UK sports for WBKY Radio, a public radio station on the UK campus, and as sports editor of the Kentucky Kernel, the school's student newspaper. His efforts earned him the "Outstanding Journalism Graduate" award in 1978. After graduation, he served as sports director for WVLK Radio in Lexington for five years, then spent two seasons in Dallas, Texas, as executive producer of Host Communication's Southwest Conference Football Radio Network.

Gabriel then returned to Lexington, spending 22 years as the sports manager for CBS-TV affiliate WKYT, earning two Associated Press awards for producing "Voice of Kentucky — Cawood Ledford" in 1992. He's also been named Kentucky Sportscaster of the Year three times - in 1996, 1998 and 2007.

In 2007 he joined IMG College full time. His duties include hosting "Sports Nightly," a sports radio talk show heard Monday through Friday on the UK flagship station, 630-WLAP. He also serves as a producer and play-by-play announcer for the SEC Radio network, heard across the south and on XM Radio.

Gabriel also spent 12 years covering the national college basketball tournament as a producer and reporter for the NCAA Radio Network.

BIG BLUE NETWORK AFFILIATES



RADIO

Market	Frequency	Station
Albany	1390/106.3	WANY -AM/FM
Ashland	1340	WCMI-AM
Huntington, WV	92.7	WRVC-FM
Benton	1290/99.1	WCBL-AM/FM
Bowling Green	95.1	WGCC-FM
Brandenburg	1140/93.5	WMMG-AM/FM
Cadiz	1110/106.5	WKDZ-AM/FM
Campbellsville	104.1	WCKQ-FM
Cincinnati, OH	1530	WCKY-AM
Columbia	1270/93.5	WAIN-AM/FM
Corbin	680/107.3	WCTT-AM/FM
Dry Ridge	106.5	WNKR-FM
Elizabethtown	103.5	WAKY-FM
Flemingsburg	1060/95.1	WFLE-AM/FM
Frankfort	103.7	WSTV-FM
Grayson	102.3	WUGO-FM
Greenup/Ashland	1520/105.7	WLGC-AM/FM
Greenville	105.5	WKYA-FM
Hardinsburg	104.3	WXBC-FM
Harlan	970	WFSR-AM
	105.1	WTUK-FM
Hazard	101.1	WSGS-FM
Henderson	860	WSON-AM
Hopkinsville	1230/98.7	WHOP-AM/FM
Irvine	106.7	WLFX-FM
Jamestown	104.9	WJRS-FM
Lancaster/Danville	105.1	WRNZ-FM
Leitchfield	104.9	WKHG-FM
Lexington	630	WLAP-AM
	98.1	WBUL-FM
London	1400	WFTG-AM
	103.9	WWEL-FM
Louisville	840	WHAS-AM

Madisonville	93.9	WKTG-FM
Mayfield	102.1	WLLE-FM
Maysville	1240/95.9	WFTM-AM/FM
Monticello	101.7	WKYM-FM
Morehead	96.3	WIVY-FM
	107.7	WKCA-FM
Morganfield	1550/95.3	WMSK-AM/FM
Owensboro	1490	WOMI-AM
	1420	WVJS-AM
	92.5	WBKR-FM
Paducah	94.3	WKYX-FM
Paintsville	1490/98.9	WSIP-AM/FM
Pikeville	103.1	WPKE-FM
	93.1	WDHR-FM
Pound, VA	102.3	WDXC-FM
Prestonsburg	1310	WDOC-AM
	95.5	WQHY-FM
Princeton	1580	WPKY-AM
	104.9	WAVJ-FM
Providence	97.7	WWKY-FM
Somerset	1240	WSFC-AM
	97.1	WSEK-FM
Whitesburg	103.9	WXKQ-FM
Wickliffe	95.9	WGKY-FM
Williamsburg	1440/104.3	WEZJ-AM
	102.7	WEKX-FM

TELEVISION

Bowling Green	WBKO-TV
Evansville, Ind.	WTVW-TV
Hazard	WYMT-TV
Hopkinsville	WKAG-TV
Huntington, W.Va.	WSAZ-TV
Lexington	WKYT-TV
Louisville	WDRB-TV/WMYO-TV
Paducah, KY/Cape Girardeau, Mo.	WDKA-TV

CABLE AFFILIATES

FSN South
FSN Ohio

MEDIA OUTLETS**ASSOCIATED PRESS**

(Jeff McMurray)
100 Midland Ave.
Lexington, KY 40508
(859) 254-2070
E-mail: jmcmmurray@ap.org

ASHLAND DAILY INDEPENDENT

(Adam Vankirk)
P.O. Box 311
Ashland, KY 41105
(606) 326-2600
E-mail:
avankirk@dailyindependent.com

BOWLING GREEN DAILY NEWS

(Daniel Pike)
P.O. Box 90012
Bowling Green, KY 42102-9012
(270) 781-1700
E-Mail: dpike@bgdailynews.com

CORBIN TIMES-TRIBUNE

(Les Dixon)
P.O. Box 516
Corbin, KY 40702
(606) 528-2464
E-mail:
ldixon@thetimestribune.com

**DANVILLE ADVOCATE-
MESSENGER**

(Larry Vaught, Hal Morris, Mike
Marsee)
330 South Fourth St.
Danville, KY 40422
(859) 236-2551
E-Mail: larry@amnews.com

**ELIZABETHTOWN NEWS-
ENTERPRISE**

(Chuck Jones, Nathaniel Bryan)
408 W. Dixie
Elizabethtown, KY 42701
(270) 769-2312
E-Mail:
cjones@thenewsenterprise.com,
nbryan@thenewsenterprise.com

EVANSVILLE COURIER & PRESS

(Randy Beard)
P.O. Box 268
Evansville, IN 47702
(812) 464-7522
E-Mail: beardr@courierpress.com

THE STATE JOURNAL

(Philip Case, Brian Rickerd,
Chase Sewell)
1216 Wilkinson Blvd.
Frankfort, KY 40601
(502) 227-4556
E-mail: sports@state-journal.com

GLASGOW DAILY TIMES

(John Verser)
P.O. Box 1179
Glasgow, KY 42142
(270) 678-5171
E-Mail:
jverser@glasgowdailytimes.com

HARLAN DAILY ENTERPRISE

(TBA)
P.O. Box E
Harlan, KY 40831
(606) 573-4510
E-Mail: news
sports@harlanonline.net

HENDERSON GLEANER

(Kevin Patton)
P.O. Box 4
Henderson, KY 42420
(270) 827-2000
E-mail: kpatton@thegleaner.com

KENTUCKY NEW ERA

(Joe Wilson, Kevin Hoffman)
P.O. Box 729
Hopkinsville, KY 42241
(270) 886-4444
E-mail:
jwilson@kentuckynewera.com

LEXINGTON HERALD-LEADER

(Jerry Tipton, John Clay,
Mark Story, Gene Abell)
100 Midland Ave.
Lexington, KY 40508
(859) 231-3440
E-Mail: jtipton@herald-leader.com

LOUISVILLE COURIER-JOURNAL

(Brett Dawson, Eric Crawford, Rick
Bozich, Harry Bryan)
525 West Broadway
Louisville, KY 40202
(502) 582-4011
E-Mail:
bdaws96@gmail.com

MADISONVILLE MESSENGER

(Don Perryman, Forrest
Rutherford, Wendy Gamblin)
P.O. Box 529
Madisonville, KY 42431
(270) 824-3226
E-Mail:
Dperryman@the-messenger.com
frutherford@the-messenger.com
wgamblin@the-messenger.com

MAYFIELD MESSENGER

(Kevin Weakes)
201 N. 8th
Mayfield, KY 42066
(270) 247-5223
E-Mail:
mayfieldmessenger@charterinternet.com

**MAYSVILLE LEDGER-
INDEPENDENT**

(Chuck Hamilton)
P.O. Box 518
Maysville, KY 41056
(606) 564-9091
E-mail: chuck.hamilton@lee.net

MIDDLESBORO DAILY NEWS

(Jay Compton)
P.O. Box 579
Middlesboro, KY 40965
(606) 248-1010
E-mail:
sports@middlesborodailynews.com

MURRAY LEDGER & TIMES

(Michael Dan, Tommy Dillard)
1001 Whitnell Ave.
Murray, KY 42071
(270) 753-1916
E-Mail: sports@murrayledger.com

**OWENSBORO
MESSENGER-INQUIRER**

(Rich Suwanski, Mark Mathis)
1401 Frederica St.
Owensboro, KY 42301
(270)926-0123
E-Mail:
rsuwanski@messenger-
inquirer.com,
mmathis@messenger-inquirer.com

PADUCAH SUN

(Steve Millizer, Joey Fosko,
Dusty Luthy)
P.O. Box 2300
Paducah, KY 42002
(270) 575-8665
E-Mail: smillizer@paducahsun.com,
jfosko@paducahsun.com

RICHMOND REGISTER

(Nathan Hutchinson)
P.O. Box 99
Richmond, KY 40476
(859) 623-1669
E-Mail:
sports@richmondregister.com

**SOMERSET COMMONWEALTH-
JOURNAL**

(Steve Cornelius)
P.O. Box 859
Somerset, KY 42502
(606) 678-8191
E-mail:
sports@somerset-kentucky.com

WINCHESTER SUN

(Keith Taylor)
P.O. Box 4300
Winchester, KY 40392
(859) 744-3123
E-Mail:
ktaylor@winchestersun.com

THE CATS' PAUSE

(Darrell Bird, Matt May, Jeff
Drummond)
2623 Regency Road
Lexington, KY 40503
(859) 278-3474
E-Mail: dbird@catspause.com

SPORTS IN KENTUCKY

(Bob Watkins)
P.O. Box 124
Glendale, KY 42740

KENTUCKY SPORTS REPORT

(Stephen John)
www.kentuckysportsreport.com
E-Mail: steve@kysportsreport.com

**KENTUCKY ALUMNI
COMMUNICATIONS**

(Liz Demoran)
400 Rose St.
King Alumni House

Lexington, KY 40506
(859) 257-8905
E-Mail: Idemora@email.uky.edu

IMG Sports

(Dick Gabriel, Mike Dodson, Matt
Coy)
904 N. Broadway
Lexington, KY 40505
(859) 226-4678
E-mail:
dick.gabriel@imgworld.com
mike.dodson@imgworld.com
matt.coy@imgworld.com

WVLK-AM

(Larry Glover, Joe Gillespie)
P.O. Box 1559
Lexington, KY 40592
(859) 253-5942
news@WVLKam.com

WLAP-AM

(Aaron Trimmer)
2601 Nicholasville Road
Lexington, KY 40511
(859) 422-1000
E-Mail:
aarontrimmer@ClearChannel.com

KENTUCKY NEWS NETWORK

(Adam Neft)
4000 #1 Radio Dr.
Louisville, KY 40218
(502) 479-2253
E-Mail:
adamneft@clearchannel.com

WHAS-AM

(Lachlan McLean)
4000 #1 Radio Dr.
Louisville, KY 40218
(502) 479-2060
E-Mail: lach@whas.com

WLXG-AM

(Chris Cross, Mike Cameron)
P.O. Box 11788
Lexington, KY 40578
(859) 233-1515
E-Mail:
wixgman1300@hotmail.com

WSZ-AM

(Zach McCrite)
Suite 110
304 West Liberty St.

Louisville, KY 40202
(502) 583-1212
E-Mail: zach@wszradio.com

WLW-AM

(Bill Dennison)
8044 Montgomery Rd.
Cincinnati, OH 45202
(513) 241-9597
E-Mail: seg@700wlw.com

JEFF PIECORO

Radio Broadcast Analyst
939 Crossings Road
Villa Hills, KY 41017
(859) 341-9711

WKYT-TV

(Rob Bromley, Drew Deener, Steve
Moss, Christi Thomas, David
Patrick)
P.O. Box 5037
Lexington, KY 40555
(859) 299-0711
E-Mail: 27sports@wkyt.com

WLXV-TV

(Alan Cutler, Justin White)
P.O. Box 1457
Lexington, KY 40588
(859) 381-1801
E-Mail: acutler@wlxv.com

WTVQ-TV

(Greg Hammond, Kent Spencer)
P.O. Box 5590
Lexington, KY 40555
(859) 299-3636
E-Mail: ghammond@wtvq.com,
kspencer@wtvq.com

WAVE-TV

(Gary Fogle, Bob Domine, Mike
Hartnett, Kent Taylor)
725 S. Floyd
Louisville, KY 40203
(502) 561-4144
E-Mail: sports@wave3tv.com

WHAS-TV

(Erik Waxler, Kyle Draper)
520 W. Chestnut
Louisville, KY 40202
(502) 582-7252
E-Mail: kyle.draper@whas11.com

WLKY-TV

(Fred Cowgill, Keith Farmer)
 P.O. Box 6205
 Louisville, KY 40206
 (502) 893-7300
 E-Mail:
 fcowgill@wlky.com,
 kfarmer@wlky.com

WDRB-TV

(Tom Lane, John Lewis)
 624 W. Muhammad Ali Blvd.
 Louisville, KY 40203
 (502) 561-7704
 E-Mail: tlane@fox41.com,
 jlewis@fox41.com, gmontgomery@fox41.com

WBKO-TV

(Jeff Woods, Kyle Edelen, Whitney Brown, James Brandenburg)
 2727 Russellville Road
 Bowling Green, KY 42102
 (270) 781-1313
 Email: sports@wbko.com

WPSD-TV

(Jeff Bidwell)
 100 Television Lane
 Paducah, KY 42003
 (270) 415-1900
 Email: jbidwell@wpsdtv.com

WKAG-TV

(Seth Leavitt)
 P.O. Box 4300
 Hopkinsville, KY 42241-4300
 (270) 885-4300
 E-Mail: sleavitt@wkag.com

WOWK-TV

(Steve McGehee, Jared Fialko)
 555 Fifth Ave.
 Huntington, WV 25701-0013
 (304) 525-1313
 E-mail: smcgehee@wowktv.com,
 jfialko@wowktv.com

WSAZ-TV

(Keith Morehouse,
 Jimmy Treacy, Jerod Smalley)
 645 Fifth Ave.
 Huntington, WV 25701
 (304) 697-4871

WYMT-TV

(Brandon Hensley, Jewel Graham,
 Jeff Archer)
 P.O. Box 1299
 Hazard, KY 41702
 (606) 436-5757
 E-mail: brandon.hensley@wymt-
 news.com, jewel.graham@wymt-
 news.com, jeff.archer@wymt-
 news.com

WCPO-TV

(Dennis Janson, John Popovich,
 Lisa Cornwell, Mike Mattingly)
 1720 Gilbert Ave.
 Cincinnati, OH 45202
 (513) 721-7078
 E-mail: jpopovich@wcpo.com,
 djanson@wcpo.com,
 lisa.cornwell@wcpo.com,
 mmattingly@wcpo.com

WKRC-TV

(Brad Johansen, Tara Pachmayer,
 Dennison Keller)
 1906 Highland Ave.
 Cincinnati, OH 45219
 (513) 763-5500
 E-mail: b.johansen@wkrc.com,
 tpachmayer@wkrc.com,
 dkeller@wkrc.com

WLWT-TV

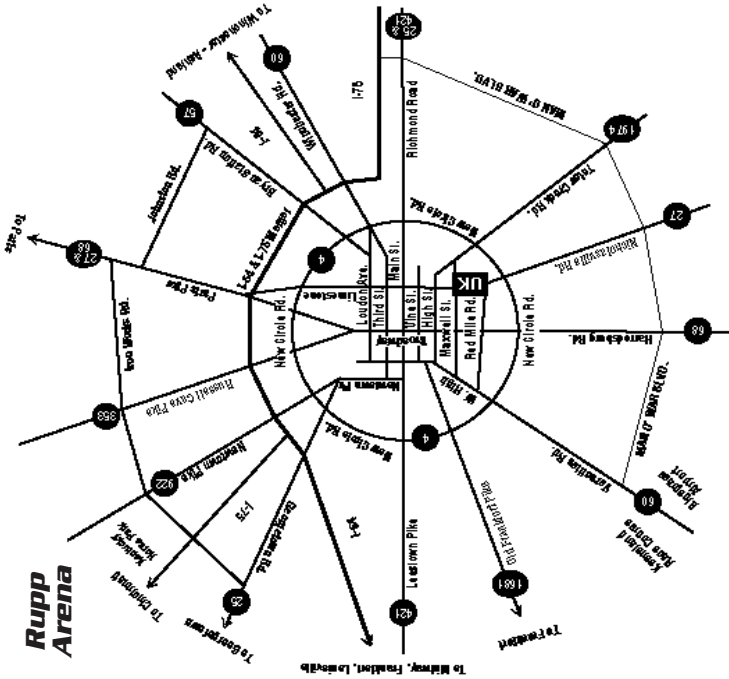
(Ken Broo, George Vogel, Dave
 Lapham)
 1700 Young St.
 Cincinnati, OH 45202
 (513) 412-5089
 Email: Kenbroo@wlwt.com

WXIX-TV

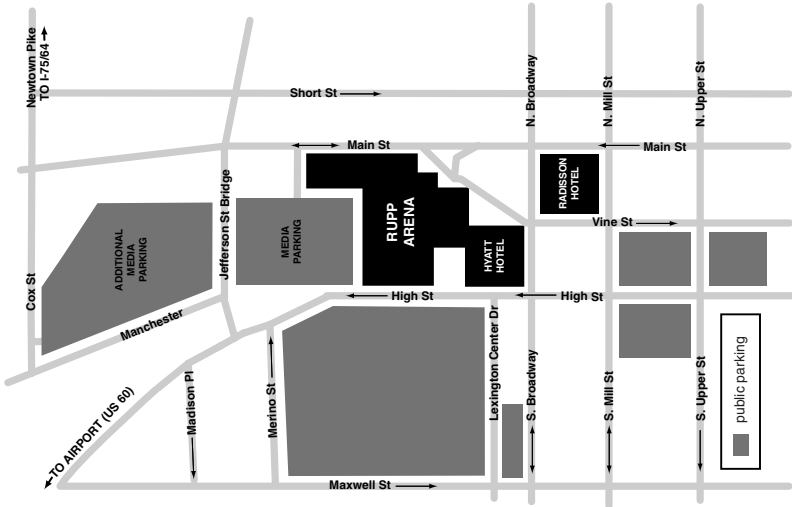
(Brian Giesenschlag, Joe
 Danneman, Zach Wells, Ron
 Millenor)
 635 W. 7th St.
 Cincinnati, OH 45203
 (513) 562-3727
 19sports@fox19.com

LEXINGTON AREA MAPS

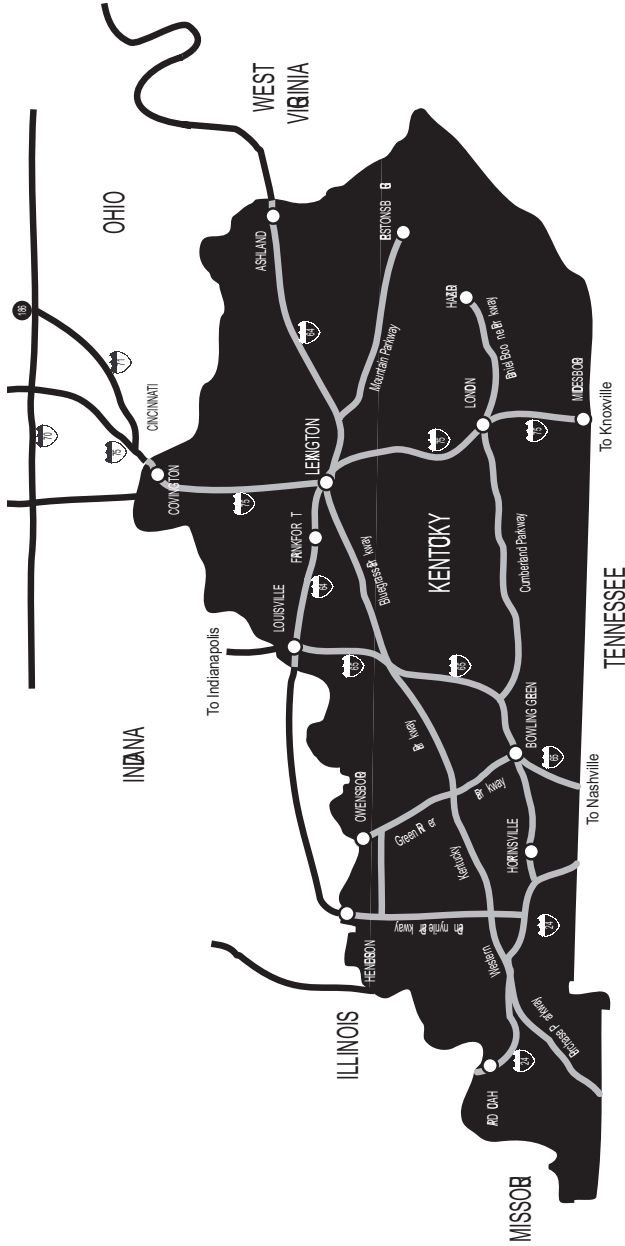
LEXINGTON CITY MAP



DOWNTOWN LEXINGTON MAP



KENTUCKY STATE MAP



DISTANCE TABLE (LEXINGTON TO...)

Frankfort, Ky.....	26 miles	Bowling Green, Ky.....	155 miles	Charleston, W.Va.....	176 miles	St. Louis, Mo.....	334 miles
Louisville, Ky.....	71 miles	Indianapolis, Ind.....	167 miles	Columbus, Ohio.....	191 miles	Atlanta, Ga.....	360 miles
Cincinnati, Ohio.....	82 miles	Owensboro, Ky.....	170 miles	Evansville, Ind.....	196 miles	Chicago, Ill.....	363 miles
Huntington, W.Va.....	122 miles	Knoxville, Tenn.....	174 miles	Nashville, Tenn.....	221 miles		

48	49	51	58
78	96	98	

A pattern of
EXCELLENCE



2008-09
WILDCATS

2008-09 ROSTER**NUMERICAL**

No.	Name	Ht.	Wt.	Cl.	Exp.	Hometown/High School
1	Darius Miller	6-7	223	Fr.	HS	Maysville, Ky. (Mason County)
2	Matt Scherbenske	6-1	180	Jr.	TR	Lexington, Ky. (Oak Hill Academy)
3	Kevin Galloway	6-7	215	Jr.	TR	Sacramento, Calif. (College of Southern Idaho)
10	Landon Stone	6-3	189	Fr.	HS	Paintsville, Ky. (Paintsville)
11	Adam Delph	6-1	161	Fr.	HS	Louisville, Ky. (Pleasure Ridge Park)
12	Mark Krebs	6-5	207	Jr.	1L	Newport, Ky. (Newport Central Catholic)
13	Michael Porter	6-3	198	Jr.	2L	Modesto, Calif. (Modesto Christian)
14	Mark Halsell	5-11	180	Fr.-RS	TR	St. Charles, Mo. (SW Illinois College)
15	A.J. Stewart	6-7	218	So.	1L	Jacksonville, Fla. (Arlington Country Day)
20	Jarvis Walker	6-4	215	Jr.	TR	Chicago, Ill. (John A. Logan CC)
21	Perry Stevenson	6-9	207	Jr.	2L	Lafayette, La. (Northside)
22	Ramon Harris	6-7	218	Jr.	2L	Anchorage, Alaska (West Anchorage)
23	Jodie Meeks	6-4	208	Jr.	2L	Norcross, Ga. (Norcross)
25	Donald Williams	6-3	205	Fr.	HS	Baton Rouge, La. (Progressive Christian Acad.)
28	Dwight Perry	6-1	178	Jr.	2L	Durham, N.C. (Southern)
30	*Matt Pilgrim	6-8	233	So.	TR	Cincinnati, OH (Hampton)
34	DeAndre Liggins	6-6	202	Fr.	HS	Chicago, Ill.(Findlay Prep)
43	Jared Carter	7-2	270	Sr.	2L	Georgetown, Ky. (Scott Co.)
54	Patrick Patterson	6-9	235	So.	1L	Huntington, W.Va. (Huntington)
55	Josh Harrellson	6-10	265	So.	TR	St. Charles, Mo. (SW Illinois College)

ALPHABETICAL

No.	Name	Ht.	Wt.	Cl.	Exp.	Hometown (High School)
43	Jared Carter	7-2	270	Sr.	2L	Georgetown, Ky. (Scott Co.)
11	Adam Delph	6-1	161	Fr.	HS	Louisville, Ky. (Pleasure Ridge Park)
3	Kevin Galloway	6-7	215	Jr.	TR	Sacramento, Calif. (College of Southern Idaho)
14	Mark Halsell	5-11	180	Fr.-RS	TR	St. Charles, Mo. (SW Illinois College)
55	Josh Harrellson	6-10	265	So.	TR	St. Charles, Mo. (SW Illinois College)
22	Ramon Harris	6-7	218	Jr.	2L	Anchorage, Alaska (West Anchorage)
12	Mark Krebs	6-5	207	Jr.	1L	Newport, Ky. (Newport Central Catholic)
34	DeAndre Liggins	6-6	202	Fr.	HS	Chicago, Ill.(Findlay Prep)
23	Jodie Meeks	6-4	208	Jr.	2L	Norcross, Ga. (Norcross)
1	Darius Miller	6-7	223	Fr.	HS	Maysville, Ky. (Mason County)
54	Patrick Patterson	6-9	235	So.	1L	Huntington, W.Va. (Huntington)
30	Dwight Perry	6-1	178	Jr.	2L	Durham, N.C. (Southern)
33	*Matt Pilgrim	6-8	233	So.	TR	Cincinnati, OH (Hampton)
13	Michael Porter	6-3	198	Jr.	2L	Modesto, Calif. (Modesto Christian)
2	Matt Scherbenske	6-1	180	Jr.	TR	Lexington, Ky. (Oak Hill Academy)
10	Landon Stone	6-3	189	Fr.	HS	Paintsville, Ky. (Paintsville)
21	Perry Stevenson	6-9	207	Jr.	2L	Lafayette, La. (Northside)
15	A.J. Stewart	6-7	218	So.	1L	Jacksonville, Fla. (Arlington Country Day)
20	Jarvis Walker	6-4	215	Jr.	TR	Chicago, Ill. (John A. Logan CC)
25	Donald Williams	6-3	205	Fr.	HS	Baton Rouge, La. (Progressive Christian Acad.)

* - Must sit out the 2008-09 season due to NCAA transfer rule

COACHING STAFF

Head Coach: Billy Gillispie (Texas State, 1983)
Asst. Coach: Jeremy Cox (Mesa State College, 1991)
Asst. Coach: Glynn Cyprien (Texas-San Antonio, 2004)
Asst. Coach: Tracy Webster (Wisconsin, 1995)
Strength Coach: Todd Forcier (Washington State, 1999)

PRONUNCIATION GUIDE

RAMON Harris (RUH-moan)
DEANDRE Liggins (DEE-andre)
 Billy **GILLISPIE** (Gill-LISS-pee)
 Glynn **CYPRIEN** (SIP-ree-in)

MISCELLANEOUS ROSTER NOTES

Wildcats by Class

Seniors (1)
Jared Carter

Juniors (8)
Kevin Galloway
Ramon Harris
Mark Krebs
Jodie Meeks
Dwight Perry
Michael Porter
Matt Scherbenske
Perry Stevenson

Sophomores (5)
Josh Harrellson
Patrick Patterson
Matt Pilgrim*
A.J. Stewart

Freshmen (6)
Adam Delph
Mark Halsell
DeAndre Liggins
Darius Miller
Landon Slone
Jarvis Walker
Donald Williams

Wildcats by State

Kentucky (6)
Jared Carter (Georgetown)
Adam Delph (Louisville)
Mark Krebs (Newport)
Darius Miller (Maysville)
Matt Scherbenske (Lexington)
Landon Slone (Paintsville)

California (2)
Kevin Galloway (Sacramento)
Michael Porter (Modesto)

Illinois (2)
DeAndre Liggins (Chicago)
Jarvis Walker (Chicago)

Louisiana (2)
Perry Stevenson (Lafayette)
Donald Williams (Baton Rouge)

Missouri (2)
Mark Halsell (St. Charles)
Josh Harrellson (St. Charles)

Alaska (1)
Ramon Harris (Anchorage)

Florida (1)
A.J. Stewart (Jacksonville)

Georgia (1)
Jodie Meeks (Norcross)

North Carolina (1)
Dwight Perry (Durham)

Ohio (1)
Matt Pilgrim* (Cincinnati)

West Virginia (1)
Patrick Patterson (Huntington)

Wildcats by Height

Jared Carter	.7-2
Josh Harrellson	.6-10
Perry Stevenson	.6-9
Patrick Patterson	.6-9
Matt Pilgrim*	.6-8
A.J. Stewart	.6-7
Darius Miller	.6-7
Kevin Galloway	.6-7
Ramon Harris	.6-7
DeAndrew Liggins	.6-6
Mark Krebs	.6-5
Jodie Meeks	.6-4
Jarvis Walker	.6-4
Landon Slone	.6-3
Michael Porter	.6-3
Donald Williams	.6-3
Dwight Perry	.6-1
Adam Delph	.6-1
Matt Scherbenske	.6-1
Mark Halsell	.5-11

*-must sit out 2008-09 season due to NCAA transfer rules



JARED CARTER

43

7-2 • 270 • Senior • Georgetown, Ky. • Scott County HS

2007-08

Played in five of last 10 games ... Played in 12 total games ... Scored two points in a first-half minute at LSU ... Saw first action since Dec. 31 with three minutes at Vanderbilt ... Set career highs for points (6), and minutes (16) at Houston ... Played four minutes at Indiana ... Saw two minutes against Central Arkansas, Liberty and Texas Southern.

2006-07

Sophomore played in only three games prior to dislocating his right shoulder in practice prior to the Indiana game ... Underwent reconstructive surgery on the shoulder Dec. 22 ... Missed first five games after dislocating his shoulder during Nov. 11 practice ... Reinjured his right shoulder in June and underwent surgery over the summer ... Saw first action of the season against College of Charleston, grabbing four boards and scoring a point in eight minutes of play ... Had a season-high nine minutes in win over Chattanooga ... Played three minutes at North Carolina ... Averaged 13.5 minutes and 6.0 points in UK's two exhibition games.

2005-06

True freshman center played in 17 games averaging over five minutes a game (5.1) ... Played a career-high 13 minutes against UCF while recording a season best three blocks ... Saw 10 minutes and grabbed three rebounds vs. Ole Miss ... Followed that outing with four points and a season-high five rebounds in 11 minutes at Kansas ... Scored a bucket in a minute of action against Iona ... Grabbed four boards against both Liberty and High Point ... Also had two blocks and scored two points against Liberty ... Scored a season-best five points in 10 minutes in win over West Virginia ... Also grabbed two rebounds and made lone free-throw attempt against the Mountaineers ... Played five minutes and recorded a blocked shot in season opener against South Dakota St.

High School

Was a first-team All-State selection in 2005 after guiding Scott County to a 27-4 record and the 32nd District title ... Averaged 16.3 ppg and 9.8 rpg during his senior season ... Also averaged 6.4 bpg and totaled a state-record 200 blocks in 2004-05 ... As a junior, helped the Cardinals to the Kentucky Sweet 16 semifinals, where they lost in overtime to defending state champion Mason County ... Posted a 28-7 overall record and claimed the 8th Region title as a junior ... Was coached at Scott County by Billy Hicks.

Personal

Born Sept. 20, 1986 ... Son of Jeff and Kathy Carter ... Chose UK over North Carolina, Illinois and Georgia Tech.

CAT SCRATCHES

Full Name: Jared Jeff Carter
Parents: Jeff and Kathy Carter
Siblings: Randy
Date of Birth: Sept. 20, 1986
Place of Birth: Fountain Valley, Calif.
High School Coach: Billy Hicks
High School Mascot: Cardinals
Major: Community Comm. & Leadership Development

CARTER'S CAREER GAME-BY-GAME STATISTICS

2005-06

Date	Opponent	Min	FG-A	3PT-A	FT-A	O-D-T	PF	A	TO	Blk	Stl	Pts
N. 13	S. DAKOTA ST.	5	0-0	0-0	0-1	0-0-0	2	0	1	1	0	0
N. 14	LIPSCOMB	DNP										
N. 21	vs Iowa	2	0-1	0-0	0-0	0-0-0	1	0	0	0	0	0
N. 22	vs West Virginia	10	2-3	0-0	1-1	2-0-2	2	0	1	0	0	5
N. 25	LIBERTY	10	1-5	0-0	0-0	3-1-4	3	0	0	2	0	2
N. 29	HIGH POINT	12	0-0	0-0	0-2	0-4-4	3	0	0	1	0	0

CARTER'S CAREER GAME-BY-GAME STATISTICS

D. 3	N. CAROLINA	3	1-1	0-0	0-0	0-0-0	2	0	0	0	0	2
D. 6	at Georgia State	4	0-1	0-0	0-0	0-0-0	1	0	2	0	0	0
D. 10	vs Indiana	DNP										
D. 17	LOUISVILLE	DNP										
D. 23	vs Iona	1	1-1	0-0	0-1	1-0-1	0	0	0	0	0	2
D. 30	vs Ohio	DNP										
J. 3	UCF	13	0-0	0-0	2-2	1-1-2	2	0	2	3	0	2
J. 7	at Kansas	11	2-3	0-0	0-3	3-2-5	1	0	0	1	0	4
J. 10	VANDERBILT	1	0-1	0-0	0-0	0-0-0	2	0	0	0	0	0
J. 14	ALABAMA	DNP										
J. 17	at Georgia	1	0-0	0-0	0-0	0-1-1	0	0	0	0	0	0
J. 21	SOUTH CAROLINA	DNP										
J. 24	at Auburn	DNP										
J. 29	ARKANSAS	DNP										
F. 1	at Mississippi State	DNP										
F. 4	at Florida	1	0-1	0-0	0-0	0-1-1	0	0	0	0	0	0
F. 7	TENNESSEE	DNP										
F. 11	at Vanderbilt	DNP										
F. 15	GEORGIA	DNP										
F. 18	at South Carolina	1	0-0	0-0	0-0	0-0-0	0	0	0	0	0	0
F. 22	OLE MISS	10	1-4	0-0	0-0	1-2-3	3	0	1	2	0	2
F. 25	at LSU	DNP										
M. 1	at Tennessee	DNP										
M. 5	FLORIDA	1	0-0	0-0	0-0	0-0-0	0	0	0	0	0	0
M. 9	vs Ole Miss [SEC]	0	0-0	0-0	0-0	0-1-1	0	0	0	0	0	0
M. 10	vs Alabama [SEC]	DNP										
M. 11	vs South Carolina [SEC]	DNP										
M. 17	vs UAB [NCAA]	DNP										
M. 19	vs UConn [NCAA]	DNP										

2006-07

Date	Opponent	Min	FG-A	3PT-A	FT-A	O-D-T	PF	A	TO	Blk	StIPts	
N. 15	MIAMI (OHIO)	DNP										
N. 17	MISS. VALLEY STATE	DNP										
N. 20	DePaul [Maui]	DNP										
N. 21	UCLA [Maui]	DNP										
N. 22	Memphis [Maui]	DNP										
N. 28	COL. of CHARLESTON	8	0-2	0-0	1-2	1-3-4	1	0	2	0	0	1
D. 2	at North Carolina	3	0-1	0-0	0-0	0-0-0	1	0	0	0	0	0
D. 5	vs. Chattanooga	9	0-1	0-0	0-0	1-2-3	2	1	2	0	0	0

Carter missed the remainder of the season due to a shoulder injury

2007-08

Date	Opponent	Min	FG-A	3PT-A	FT-A	O-D-T	PF	A	TO	BS	ST	Pts
N. 6	CENTRAL ARK. (2K)	2	0-0	0-0	0-0	0-0-0	1	0	1	0	0	0
N. 7	GARDNER-WEBB (2K)			DNP								
N. 21	LIBERTY	2	0-0	0-0	0-0	0-0-0	0	0	0	1	0	0
N. 24	TEXAS SOUTHERN	2	0-1	0-0	0-0	0-0-0	0	0	0	0	0	0
N. 27	STONY BROOK			DNP								
D. 1	NORTH CAROLINA			DNP								
D. 8	at Indiana	4	0-0	0-0	0-0	0-0-0	0	0	0	0	0	0
D. 15	vs. UAB			DNP								
D. 18	at Houston	16	3-5	0-0	0-0	1-3-4	2	0	1	2	0	6
D. 22	TENNESSEE TECH	6	0-0	0-0	2-2	0-2-2	1	1	1	0	0	2
SAN DIEGO				DNP								
D. 31	FIU	9	0-0	0-0	0-0	0-2-2	2	1	3	1	0	0
J. 5	LOUISVILLE			DNP								
J. 12	VANDERBILT			DNP								
J. 15	at Mississippi State			DNP								
J. 19	at Florida			DNP								
J. 22	TENNESSEE			DNP								
J. 26	SOUTH CAROLINA			DNP								

CARTER'S CAREER GAME-BY-GAME STATISTICS

F. 2	at Georgia															DNP
F. 6	at Auburn															DNP
F. 9	ALABAMA															DNP
F. 12	at Vanderbilt	3	0-0	0-0	0-0	0-0-0	2	0	0	0	0	0	0	0	0	
F. 16	at LSU	1	1-1	0-0	0-0	0-0-0	0	0	0	0	0	0	0	0	2	
F. 19	GEORGIA	+0	0-0	0-0	0-0	0-0-0	1	0	0	0	0	0	0	0	0	
F. 23	ARKANSAS															DNP
F. 27	OLE MISS	1	0-0	0-0	0-0	0-0-0	0	0	0	0	0	0	0	0	0	
M. 2	at Tennessee	+0	0-0	0-0	0-0	0-0-0	1	0	0	0	0	0	0	0	0	
M. 5	at South Carolina															DNP
M. 9	FLORIDA															DNP
M. 15	Georgia [SEC]															DNP
M. 20	Marquette [NCAA]															DNP

CARTER'S CAREER HIGHS

Points	6	at Houston	12/18/07	FT Atts	3	at Kansas	1/7/06
FG Made	3	at Houston	12/18/07	Rebounds	5	at Kansas	1/7/06
FG Atts	5	Two times		Assists	1	Three times	
3FG Made	0			Steals	0		
3FG Atts	0			Blocks	3	vs. Central Florida	1/3/06
FT Made	2	Two times		Minutes	16	at Houston	1/3/06

CARTER'S STATISTICS

Year	G-S	Min.-Avg.	FG-A/Pct.	3FG-A/Pct.	FT-A/Pct.	Reb.-Avg.	PF-D	AT	TO	BS	St	TP-Avg.
2005-06	17-0	86-5.1	8-21/.381	0-0/.000	3-10/.300	24-1.4	22-0	0	7	10	0	19-1.1
2006-07	3-0	20-6.7	0-4/.000	0-0/.000	1-2/.500	7-2.3	4-0	1	4	0	0	1-0.3
2007-08	12-0	46-3.8	4-7/.571	0-0/.000	2-2/1.000	8-0.7	10-0	2	6	4	0	10-0.8
TOTAL	32-0	152-4.8	12-32/.375	0-0/.000	6-14/.429	39-1.2	36-0	3	17	14	0	30-0.9



RAMON HARRIS

22

6-7 • 218 • Junior • Anchorage, Alaska • West Anchorage HS

2007-08

Started 25 games, including last 24 ... Grabbed at least four rebounds in six of last eight games, including 10 boards vs. Georgia in SEC Tournament ... Also had eight points and three blocks against UGA ... Scored nine points in win over Florida ... Had a career-high 12 points, to go along with five boards and three steals, at Tennessee ... Recorded six points and four assists in home win over Georgia ... Dished out a career-high five assists to go along with four points and five rebounds against Alabama, although he left the game in the second half after injuring his hip ... Shot 4-of-5 from the field at Georgia and Tennessee ... Had career highs in rebounds (10) and minutes (40) against Tennessee Tech ... Sophomore wing started both exhibition games,

CAT SCRATCHES

Full Name: Ramon Jamaal Harris
Nickname: "King"/ "Da Truth"
Parents: Carmen and Bryant Bowles
Siblings: Alecia, Keith, Corey, Devin, SheAyre
Date of Birth: May 26, 1988
Place of Birth: Anchorage, Alaska
High School Coach: Chuck White
High School Mascot: Eagles
Major: Community Comm. & Leadership Development

but suffered a stress fracture in left foot and missed first four games ... Played 18 minutes in two exhibitions ... Returned to action against Stony Brook, scoring four points and grabbing three boards in 21 minutes ... Scored five points and grabbed eight rebounds in 25 minutes at Indiana ... Earned first career start against North Carolina

2006-07

Athletic wing player signed with UK in the fall of the 2006 season and joined the team at semester break ... Began practicing Dec. 15, 2006 ... Played in 12 games ... Scored UK's first basket at Alabama ... Had two assists, a steal and a point in a season-high eight minutes at South Carolina ... Saw first game action Dec. 19 against Santa Clara ... Scored two points in a couple minutes against UMass ... Grabbed a pair of rebounds in SEC debut at Ole Miss ... Scored a bucket against Auburn

High School

As a senior, Harris was named Class 4A Alaska player of the year after putting up 16.3 points, 13.1 rebounds and 3.0 blocked shots per game ... Gatorade Player of the Year, 2006 ... State Finals MVP, 2005 and 2006 ... Regional Player MVP, 2006 ... Arby's Classic All-Tournament team, 2006 ... Played on four consecutive championship teams in his hometown Anchorage ... After winning an initial title as a freshman at Bartlett High School, he won three more to cap his career at West High School ... Participated in NBA Players Camp during summer of 2006 ... Was coached at West Anchorage High School by Chuck White.

Personal

Born May 26, 1988 in Anchorage, Alaska ... Major is Business Management ... Parents are Carmen and Bryant Bowles.

HARRIS' CAREER GAME-BY-GAME STATISTICS

2006-07

Date	Opponent	Min	FG-A	3PT-A	FT-A	O-D-T	PF	A	TO	Blk	StIPts
N. 15	MIAMI (OHIO)	DNP									
N. 17	MISS. VALLEY STATE	DNP									
N. 20	DePaul [Maui]	DNP									
N. 21	UCLA [Maui]	DNP									
N. 22	Memphis [Maui]	DNP									
N. 28	COL. of CHARLESTON	DNP									
D. 2	at North Carolina	DNP									
D. 5	vs. Chattanooga	DNP									
D. 9	INDIANA	DNP									
D. 16	at Louisville	DNP									
D. 19	SANTA CLARA	1	0-0	0-0	0-0	0-0-0	0	0	0	0	0
D. 22	MASSACHUSETTS	2	1-2	0-0	0-2	0-0-0	0	0	0	0	2
D. 30	EASTERN KY.	DNP									
J. 3	HOUSTON	DNP									
J. 6	at Ole Miss	3	0-0	0-0	0-0	0-2-2	0	0	0	0	0
J. 10	AUBURN	5	1-1	0-0	0-0	1-0-1	1	1	0	0	2
J. 13	MISSISSIPPI STATE	3	0-1	0-0	0-0	0-0-0	0	0	0	0	0
J. 16	at South Carolina	8	0-0	0-0	1-2	0-1-1	1	2	2	0	1
J. 20	VANDERBILT	2	0-0	0-0	0-0	0-0-0	0	0	0	0	0
J. 24	at Georgia	DNP									
J. 28	TENNESSEE	1	0-1	0-0	0-0	0-0-0	1	0	0	0	0
F. 3	at Arkansas	DNP									
F. 7	SOUTH CAROLINA	DNP									
F. 10	FLORIDA	DNP									
F. 13	at Tennessee	DNP									
F. 17	at Alabama	4	1-1	0-0	0-0	0-0-0	0	0	1	0	2
F. 20	LSU	2	0-0	0-0	0-0	0-1-1	0	0	0	0	0
F. 25	at Vanderbilt	DNP									
F. 28	GEORGIA	1	0-0	0-0	0-0	0-1-1	0	1	0	0	0
M. 4	at Florida	DNP									
M. 8	Alabama [SEC]	DNP									
M.9	Mississippi State [SEC]	DNP									
M. 16	Villanova [NCAA]	DNP									
M. 17	Kansas [NCAA]	+0	1-1	0-0	0-0	0-0-0	0	0	0	0	2

2007-08


Date	Opponent	Min	FG-A	3PT-A	FT-A	O-D-T	PF	A	TO	BS	ST	Pts
N. 6	CENTRAL ARK. (2K)						DNP					
N. 7	GARDNER-WEBB (2K)						DNP					
N. 21	LIBERTY						DNP					
N. 24	TEXAS SOUTHERN						DNP					
N. 27	STONY BROOK	21	1-1	0-0	2-3	0-3-3	2	1	4	0	2	4
D. 1	NORTH CAROLINA	start 10	0-1	0-0	0-0	0-0-0	2	0	2	0	3	0
D. 8	at Indiana	25	2-6	1-3	0-1	2-6-8	3	2	2	1	0	5
D. 15	vs. UAB	start 12	0-2	0-2	2-2	0-2-2	0	1	5	0	0	2
D. 18	at Houston	start 14	2-3	0-1	0-0	1-3-4	2	0	0	0	0	4
D. 22	TENNESSEE TECH	start 40	3-6	2-5	0-0	1-9-10	2	2	2	0	0	8
D. 29	SAN DIEGO	start 26	3-7	0-3	0-1	1-1-2	1	2	2	2	1	6
D. 31	FIU	start 13	0-0	0-0	3-4	1-0-1	0	0	1	0	2	3
J. 5	LOUISVILLE	start 14	3-3	1-1	1-2	1-3-4	3	0	0	0	0	8
J. 12	VANDERBILT	start 25	1-3	0-1	2-4	2-3-5	2	0	1	1	0	4
J. 15	at Mississippi State	start 38	1-3	0-1	0-0	2-2-4	3	1	3	2	2	2
J. 19	at Florida	start 17	0-2	0-1	0-0	0-1-1	0	1	1	0	1	0
J. 22	TENNESSEE	start 18	0-2	0-1	1-2	1-2-3	2	1	0	0	0	1
J. 26	SOUTH CAROLINA	start 11	0-1	0-0	0-0	0-1-1	2	2	0	0	0	0
F. 2	at Georgia	start 24	4-5	0-0	1-2	0-3-3	1	0	3	1	0	9
F. 6	at Auburn	start 39	3-6	1-2	2-4	2-2-4	1	2	2	0	3	9
F. 9	ALABAMA	start 24	1-1	0-0	2-2	0-5-5	0	5	2	0	2	4
F. 12	at Vanderbilt	start 12	0-3	0-0	0-1	0-1-1	1	0	2	1	0	0
F. 16	at LSU	start 4	0-0	0-0	0-0	1-0-1	0	0	0	0	0	0
F. 19	GEORGIA	start 20	2-3	0-0	2-2	0-4-4	1	4	1	0	1	6
F. 23	ARKANSAS	start 17	0-0	0-0	0-0	3-1-4	0	1	2	0	0	0
F. 27	OLE MISS	start 15	1-1	1-1	0-0	1-3-4	1	0	3	1	0	3
M. 2	at Tennessee	start 40	4-5	1-1	3-3	0-5-5	4	1	3	1	3	12
M. 5	at South Carolina	start 38	2-2	0-0	2-6	2-2-4	4	2	4	1	0	6
M. 9	FLORIDA	start 25	3-5	2-2	1-1	0-1-1	5	2	1	0	1	9
M. 15	Georgia [SEC]	start 45	1-2	0-0	6-10	3-7-10	3	1	2	3	2	8
M. 20	Marquette [NCAA]	START 22	0-0	0-0	4-8	0-0-0	5	1	2	0	3	0

HARRIS' CAREER HIGHS

Points	12	at Tennessee	Date	3/2/08	FT Atts	10	vs. Georgia	Date	3/15/08
FG Made	4	Two times	Rebounds	10	Two times	Assists	5	vs. Alabama	2/9/08
FG Atts	7	vs. San Diego	12/19/07	Steals	3	Four times	Blocks	3	vs. Georgia
3FG Made	2	Two times	3FG Atts	5	vs. Tennessee Tech	12/22/07	Minutes	45	vs. Georgia
3FG Atts	5	vs. Tennessee Tech	12/22/07	Minutes	45	vs. Georgia	3/15/08		
FT Made	6	vs. Georgia	3/15/08						

HARRIS' STATISTICS

Year	G-S	Min.-Avg.	FG-A/Pct.	3FG-A/Pct.	FT-A/Pct.	Reb.-Avg.	PF-D	AT	TO	BS	St	TP-Avg.
2006-07	12-0	32-2.7	4-7/.571	0-0/.000	1-4/.250	6-0.5	3-0	4	3	0	1	9-0.8
2007-08	27-25	609-22.6	37-73/.507	9-25/.360	30-50/.600	94-3.5	50-2	32	50	14	26	113-4.2
TOTAL	39-25	641-16.4	41-80/.513	9-25/.360	34-54/.574	100-2.6	53-2	36	53	14	27	122-3.1



JODIE MEEKS

23

6-4 • 208 • Junior • Norcross, Ga. • Norcross HS

2007-08:

Missed 20 games, including the last eight ... Missed six weeks after suffering a stress fracture in the pelvic area in early November ... Missed 13 other games, including 12 SEC contests, due to a strained hip flexor ... Had a pair of 20-point outings (at Houston and vs. FIU) ... Started five games ... Knocked down a pair of threes in road win at LSU ... Scored 13 points and grabbed five rebounds in a season-high 38 minutes against South Carolina ... Saw first SEC action at Florida, scoring five points and grabbing four boards in 25 minutes ... Returned to action from stress fracture by scoring a career-high 21 points at Houston (17 in the first half) ... Had 21 points and went 5-of-9 from behind the arc against FIU ... Scored a game-high 34 and shot 7-of-9 from three-point range in first exhibition against Pikeville College.

CAT SCRATCHES

Full name: Jodie Meeks
Nickname: "J-Meeks"
Birth Date: August 21, 1987
Place of Birth: Nashville, Tennessee
Parents: Orestes and Margaret Meeks
Siblings: Brianna, Kolby
High School Coach: Eddie Martin
High School Mascot: Blue Devils
Major: Business Marketing

2006-07:

Named Freshman All-American by Collegeinsider.com ... Averaged 22.1 minutes and 8.7 points ... Fourth on the team in scoring ... Was usually the first reserve off the bench ... Reached double figures 16 times, including 14 of last 18 games and eight straight ... Averaged 12.8 points in last 8 contests ... Made 52 of his last 54 free throw attempts, which included a streak of 25 made FTs ... Played a team season-high 41 minutes in SEC Tournament quarterfinal loss against Mississippi State ... Earned first career start at Vanderbilt, responding with 15 points ... Matched season high with 18 points in win over LSU ... Scored 15 points (13 in the second half) in UK's win at Arkansas ... Sparked UK to home win over Tennessee with 16 points and five boards in 30 minutes ... Went 4-of-5 from long range against Vols ... Matched season-high with nine rebounds in 25 minutes against Auburn ... Had a game-high 18 points on 4-of-7 three-point shooting in win at Louisville ... Sealed UK win over Indiana with two free throws in the final seconds ... Recorded first collegiate double-digit game with 13 points in win over Mississippi Valley State.

High School

Led Norcross High School to Class AAAAA state championship, the first in school history, scoring 32 points and pulling down six rebounds in final game ... 2006 AJC Player of the Year ... Gwinnett Daily Post Player of the Year ... Atlanta Tipoff Club Metro Player of the Year and Player of the Month (February) ... Named to the GUSA All-Star Team and led the North Team to it's first victory in over three years ... Averaged 23.7 ppg, 6.0 rpg, 4.2 apg his senior season ... Coached at Norcross by Eddie Martin.

Personal

Born on August 21, 1987 ... Parents are Orestes and Margaret Meeks ... Chose Kentucky over Alabama, Florida, Illinois, Notre Dame and Oklahoma St.

MEEKS' CAREER GAME-BY-GAME STATISTICS

2006-07

Date	Opponent	Min	FG-A	3PT-A	FT-A	O-D-T	PF	A	TO	Blk	Stl	Pts
N. 15	MIAMI (OHIO)	24	2-8	1-2	2-4	2-2-4	1	1	0	0	2	7
N. 17	MISS. VALLEY STATE	21	5-11	1-6	2-3	0-2-2	0	1	2	0	0	13
N. 20	DePaul [Mau]	15	3-4	1-2	0-0	0-0-0	1	2	0	0	0	7
N. 21	UCLA [Mau]	15	2-6	0-1	0-0	0-0-0	3	0	1	0	0	4

KENTUCKY WILDCAT BASKETBALL

2008-09 WILDCATS

N. 22	Memphis [Mau]	19	1-1	1-1	1-2	0-1-1	0	3	3	0	1	4
N. 28	COL. of CHARLESTON	21	2-5	0-2	2-2	1-2-3	0	5	1	0	0	6
D. 2	at North Carolina	10	1-6	0-1	0-0	0-2-2	3	4	3	0	2	1
D. 5	vs. Chattanooga	8	1-4	0-1	0-0	1-1-2	0	0	1	0	0	2
D. 9	INDIANA	12	1-3	1-2	2-2	0-1-1	0	0	0	1	0	5
D. 16	at Louisville	21	5-10	4-7	4-5	0-3-3	2	2	1	0	1	18
D. 19	SANTA CLARA	16	4-9	1-4	0-0	0-2-2	0	1	1	0	1	9
D. 22	MASSACHUSETTS	24	2-4	1-3	5-5	1-2-3	1	3	0	0	3	10
D. 30	EASTERN KY.	12	2-5	0-2	1-1	1-0-1	1	0	0	0	1	5
J. 3	HOUSTON	22	3-8	1-4	1-1	6-3-9	0	1	1	0	0	8
J. 6	at Ole Miss	20	1-3	1-3	0-0	0-0-0	2	0	2	0	0	3
J. 10	AUBURN	25	0-3	0-2	4-4	3-6-9	0	2	1	0	0	4
J. 13	MISSISSIPPI STATE	15	0-3	0-3	0-0	0-4-4	0	0	0	0	0	0
J. 16	at South Carolina	15	4-7	2-4	2-2	1-0-1	1	1	0	0	1	12
J. 20	VANDERBILT	17	1-6	0-3	1-1	0-1-1	4	1	1	0	0	3
J. 24	at Georgia	28	3-6	2-4	2-2	0-4-4	2	1	2	0	2	10
J. 28	TENNESSEE	30	5-8	4-5	2-2	1-4-5	2	2	1	0	0	16
F. 3	at Arkansas	25	6-7	1-2	2-2	0-4-4	1	1	2	0	3	15
F. 7	SOUTH CAROLINA	20	1-5	1-4	3-4	0-0-0	2	1	0	1	0	6
F. 10	FLORIDA	25	3-6	0-1	0-0	1-1-2	2	0	2	0	1	6
F. 13	at Tennessee	28	3-5	2-4	2-2	1-1-2	3	4	4	0	1	10
F. 17	at Alabama	27	2-7	1-4	3-3	1-1-2	3	2	1	0	1	8
F. 20	LSU	27	6-10	3-5	3-3	0-1-1	3	1	0	0	1	18
F. 25	at Vanderbilt	^{stat} 36	5-9	3-6	2-3	0-2-2	2	2	3	0	2	15
F. 28	GEORGIA	19	4-7	3-6	0-0	0-1-1	0	1	4	0	0	11
M. 4	at Florida	24	3-9	2-4	2-2	3-1-4	2	1	0	0	3	10
M. 8	Alabama [SEC]	24	4-6	2-3	2-2	2-2-4	2	4	1	0	1	12
M. 9	Mississippi State [SEC]	41	4-14	1-6	5-5	2-6-8	1	3	1	0	6	14
M. 16	Villanova [NCAA]	29	3-9	2-8	4-4	0-5-5	2	3	1	0	0	12
M. 18	Kansas [NCAA]	36	3-13	2-6	2-2	2-2-4	1	2	1	0	1	10

2007-08

Date	Opponent	Min	FG-A	3PT-A	FT-A	O-D-T	PF	A	TO	BS	ST	Pts
N. 6	CENTRAL ARK. (2K)	^{stat} 18	0-3	0-0	5-6	2-1-3	2	1	0	0	0	5
N. 7	GARDNER-WEBB (2K)	^{stat} 30	4-15	1-6	0-0	1-1-2	1	1	1	0	0	9
N. 21	LIBERTY				DNP							
N. 24	TEXAS SOUTHERN				DNP							
N. 27	STONY BROOK				DNP							
D. 1	NORTH CAROLINA				DNP							
D. 8	at Indiana				DNP							
D. 15	vs. UAB				DNP							
D. 18	at Houston	35	7-14	4-9	3-7	0-5-5	1	1	3	0	1	21
D. 22	TENNESSEE TECH				DNP							
D. 29	SAN DIEGO	12	1-4	0-2	0-0	1-1-2	4	0	1	0	0	2
D. 31	FIU	^{stat} 30	5-10	5-9	6-6	0-4-4	2	3	1	0	1	21
J. 5	LOUISVILLE	^{stat} 31	1-8	1-5	4-4	0-1-1	2	2	1	0	3	7
J. 12	VANDERBILT				DNP							
J. 15	at Mississippi State				DNP							
J. 19	at Florida	25	1-6	1-5	2-2	2-2-4	5	1	1	1	0	5
J. 22	TENNESSEE	18	3-8	0-3	2-2	0-0-0	0	2	1	0	1	8
J. 26	SOUTH CAROLINA	^{stat} 38	3-12	2-6	5-7	2-3-5	2	3	3	0	0	13
F. 2	at Georgia				DNP							
F. 6	at Auburn				DNP							
F. 9	ALABAMA				DNP							
F. 12	at Vanderbilt	6	0-3	0-2	0-0	0-2-2	0	0	0	0	0	0
F. 16	at LSU	12	2-5	2-3	0-0	0-1-1	0	2	0	0	0	6
F. 19	GEORGIA				DNP							
F. 23	ARKANSAS				DNP							
F. 27	OLE MISS				DNP							
M. 2	at Tennessee				DNP							
M. 5	at South Carolina				DNP							
M. 9	FLORIDA				DNP							
M. 15	Georgia [SEC]				DNP							
M. 20	Marquette [NCAA]				DNP							

MEEK'S CAREER HIGHS

Points	21	Opponent	Two times	Date		FT Atts	7	Opponent	Two times	Date	
FG Made	7	at Houston		12/18/07		Rebounds	9	Two times			
FG Atts	15	vs. Gardner-Webb		11/7/07		Assists	5	College of Charleston		11/28/06	
3FG Made	5	vs. Florida International		12/29/07		Steals	6	vs. Mississippi State		3/9/07	
3FG Atts	9	Two times				Blocks	1	Three times			
FT Made	6	vs. Florida International		12/29/07		Minutes	41	vs. Mississippi State		3/9/07	

MEEK'S STATISTICS

Year	G-S	Min.-Avg.	FG-A/Pct.	3FG-A/Pct.	FT-A/Pct.	Reb.-Avg.	PF-D	AT	TO	BS	St	TP-Avg.
2006-07	34-1	751-22.1	95-227/.419	44-121/.364	61-68/.897	96-2.8	44-0	51	40	2	32	295-8.7
2007-08	11-5	255-23.2	27-88/.307	16-50/.320	27-34/.794	29-2.6	19-1	16	12	1	6	97-8.7
TOTALS	45-6	1006-22.4	122-315/.387	60-171/.351	88-102/.863	125-2.8	63-1	67	52	3	38	392-8.7



PATRICK PATTERSON 54

6-9 • 235 • Sophomore • Huntington, W.Va. • Huntington HS

2007-08:

Suffered season ending stress fracture in left ankle, missing final five games ... Named SEC Co-Freshman of the Year by league coaches ... Also named second-team All-SEC ... Second-team all-district by NABC ... Was on pace to become first league freshman in 10 years to rank among the SEC's top 10 in both scoring and rebounding ... Second on the team in points (16.4, 9th in SEC) and led club in rebounds (7.7, 6th in SEC) ... Finished year 54 points shy of Rex Chapman's UK freshman scoring record (464) ... Made 57 percent of his field goal attempts (5th in SEC) ... Ninth in the SEC in free throw percentage (.731) ... Started 25 games, reaching double figures in 22 of those ... Missed Houston game with a bad ankle ... Nine 20-point games ... Had six double-doubles, the most for a UK freshman since Jamal Mashburn had six in 1990-91 ... Has been named SEC Freshman of the Week three times ... Had 20 points/8 rebounds/3 blocks in win over No. 3 Tennessee ... Had 23 points and 12 rebounds while playing 50 minutes of UK's double-OT win over Vanderbilt ... Recorded 19 points and nine rebounds against North Carolina ... Became the first UK freshman since 2001 to score 20 points and grab 10 rebounds in the same game

CAT SCRATCHES

Full name: Patrick Davell Patterson
Nickname: "Beans, Pat, P Double"
Parents: Buster and Tywana Patterson
Date of Birth: March 14, 1989
Place of Birth: Washington D.C.
High School Coach: Lloyd McGuffin
High School Mascot: Highlanders
Major: Communications

High School

2007 McDonald's All-American ... Rated the No. 2 power forward and No. 15 prospect overall in the Class of 2007 by Rivals.com ... Named to the 2007 USA Basketball Junior National Select Team ... 2007 Mountain State Athletic Conference Player of the Year, 2007 All-MSAC first team selection ... Runner-up for the 2007 Bill Evans West Virginia Player of the Year ... 2007 Nike Brand All-America Team and selected to play in the 2007 Jordan Classic ... As a senior at Huntington High, averaged 17.0 points, 12.0 rebounds and 4.0 blocks per game ... 2006 Bill Evans West Virginia Player of the Year ... 2006 West Virginia Gatorade State Player of the Year ... 2006 3A State Player of the Year ... 2006 All-state and All- Mountain State Athletic Conference (MSAC)

first team selection ... 2006, 2005 and 2004 3A All-State Tournament Team ... MVP of the 2006 National Basketball Players Association Top 100 Camp ... 2005 all-state and All-MSAC first team selection ... 2004 all-state second team and All-MSAC first team as a freshman ... Coached in high school by Lloyd McGuffin

Personal

Born on March 14, 1989 ... Parents are Buster Jr. and Tywana Patterson ... Chose Kentucky over Duke, Florida, Virginia, Wake Forest and West Virginia

2007-08

Date	Opponent	Min	FG-A	3PT-A	FT-A	O-D-T	PF	A	TO	Blk	Stl	Pts
N. 6	CENTRAL ARK. (2K)	start33	2-4	0-0	0-2	0-3-3	4	1	2	0	1	4
N. 7	GARDNER-WEBB (2K)	start32	5-9	0-0	2-2	4-8-12	1	1	2	2	1	12
N. 21	LIBERTY	start32	8-13	0-0	7-8	5-5-10	1	2	0	0	1	23
N. 24	TEXAS SOUTHERN	start35	10-12	0-0	1-2	1-6-7	2	5	0	2	5	21
N. 27	STONY BROOK	start40	9-13	0-0	1-1	6-6-12	2	1	1	2	3	19
D. 1	NORTH CAROLINA	start33	6-12	0-0	7-9	4-5-9	5	2	3	0	0	19
D. 8	at Indiana	start36	6-9	0-0	3-5	2-3-5	2	2	5	0	0	15
D. 15	vs. UAB	start33	8-9	0-0	2-2	3-4-7	5	3	4	2	0	18
D. 18	at Houston				DNP							
D. 22	TENNESSEE TECH	start39	11-14	0-0	2-4	2-13-15	3	0	2	3	1	24
D. 29	SAN DIEGO	start36	7-12	0-0	6-6	2-3-5	4	4	4	1	2	20
D. 31	FIU	start26	7-11	0-0	6-8	4-1-5	2	1	1	3	0	20
J. 5	LOUISVILLE	start32	3-14	0-2	0-0	2-5-7	5	0	6	2	1	6
J. 12	VANDERBILT	start50	7-12	0-0	9-13	6-6-12	4	1	3	2	1	23
J. 15	at Mississippi State	start36	4-11	0-0	2-2	1-2-3	3	0	0	1	0	10
J. 19	at Florida	start44	5-14	0-0	5-6	5-3-8	5	3	0	1	0	15
J. 22	TENNESSEE	start39	6-11	0-0	8-9	3-5-8	4	3	4	3	0	20
J. 26	SOUTH CAROLINA	start40	10-14	0-0	2-4	6-3-9	1	2	1	2	2	22
F. 2	at Georgia	start40	8-13	0-0	0-1	2-4-6	2	2	1	0	1	16
F. 6	at Auburn	start40	8-10	0-0	3-4	1-7-8	1	3	4	1	0	19
F. 9	ALABAMA	start39	5-11	0-0	2-3	1-6-7	1	2	3	1	0	12
F. 12	at Vanderbilt	start28	3-9	0-0	4-8	3-2-5	4	1	1	0	0	10
F. 16	at LSU	start33	7-10	0-0	0-1	2-3-5	3	1	3	0	0	14
F. 19	GEORGIA	start40	8-15	0-1	4-4	3-6-9	2	1	0	2	0	20
F. 23	ARKANSAS	start40	5-11	0-0	4-6	2-9-11	1	0	2	0	1	14
F. 27	OLE MISS	start37	4-9	0-0	7-9	1-3-4	2	2	0	1	1	15
M. 2	at Tennessee				DNP							
M. 5	at South Carolina				DNP							
M. 9	FLORIDA				DNP							
M. 15	Georgia [SEC]				DNP							
M. 20	Marquette [NCAA]											

PATTERSON'S CAREER HIGHS

Points	24	vs. Tennessee Tech	12/22/07	FT Atts	13	vs. Vanderbilt	1/12/08
FG Made	11	vs. Tennessee Tech	12/22/07	Rebounds	15	vs. Tennessee Tech	12/22/07
FG Atts	14	Four times		Assists	5	vs. Texas Southern	11/24/07
3FG Made				Steals	5	vs. Texas Southern	11/24/07
3FG Atts	2	vs. Louisville	1/5/08	Blocks	3	Three times	
FT Made	9	vs. Vanderbilt	1/12/08	Minutes	50	vs. Vanderbilt	1/12/08

PATTERSON'S STATISTICS

Year	G-S	Min.-Avg.	FG-A/Pct.	3FG-A/Pct.	FT-A/Pct.	Reb.-Avg.	PF-D	AT	TO	BS	St	TP-Avg.
2007-08	25-25	893-35.7	162-282/.574	0-3/.000	87-119/.731	192-7.7	69-4	43	52	31	21	411-16.4



MICHAEL PORTER

13

6-3 • 198 • Junior • Modesto, Calif. • Modesto Christian

2007-08

Played in 25 games receiving starts in nine ... Shot 46 percent (12-of-26) from three-point range in last 16 games ... Averaged 15 minutes ... Knocked down a pair of three-pointers in 20 minutes at Auburn ... Scored four points in 18 minutes at Georgia ... Had career highs in points (9), assists (7), three-pointers (3) and minutes (39) against UAB ... Started and led team with four assists against North Carolina ... Played 34 minutes off the bench against Stony Brook ... Scored five points against Liberty ... Fouled out of losses to Gardner-Webb, Indiana and Houston.

CAT SCRATCHES	
Full name:	Michael James Porter
Parents:	Gary and Pam Porter
Siblings:	Jeff, Katie and Jessica
Wife:	Bryana Malone
Date of Birth:	May 10, 1987
Place of Birth:	Bartlesville, Oklahoma
High School Coach:	Gary Porter
High School Mascot:	Crusaders
Major:	Business – Finance

2006-07

True freshman saw action in all but five games this season ... Averaged 6.7 minutes ... Shot 35 percent (9-of-26) from long range, but was just 3-of-14 in last 16 games ... Had season-high four assists in 14 minutes against Georgia ... Scored five points on four occasions (DePaul, UCLA, Santa Clara and Georgia) ... Scored four points and grabbed five rebounds in win at Louisville ... Played a season-high 16 minutes against Chattanooga ... Had three points, three assists and three rebounds in 11 minutes against College of Charleston ... Scored five points and grabbed three rebounds in 12 minutes against UCLA ... Scored first collegiate points on a three-pointer in win over DePaul ... Finished the game with five points, a rebound and a steal in four minutes ... In 12 minutes, grabbed a rebound and handed out two assists vs. Mississippi Valley State ... Grabbed a rebound in two minutes in win over Miami (OH).

High School

Averaged 16 ppg, 8 apg, 5 rpg, 4 spg and 41% from three-point range during high school ... Four year started at Modesto Christian amassing a 115-23 record ... Three-time all-state ... Four-time All-District ... Led Modesto Christian to 2004 state championship and a 2003 runner-up finish ... Four-time Holiday Hoops All-Tournament Team ... Six Counties All-Star Game MVP, 2006 ... Also played football, was selected two-time all-state ... Coached at Modesto Christian by Gary Porter.

Personal

Born May 10, 1987 ... Parents are Gary and Pam Porter ... Married the former Bryana Malone on May 19, 2007 ... Coached by his father Gary in high school ... Attended same high school as former Wildcat standout Chuck Hayes.

PORTER'S CAREER GAME-BY-GAME STATISTICS

2006-07

Date	Opponent	Min	FG-A	3PT-A	FT-A	O-D-T	PF	A	TO	Blk	Stl	Pts
N. 15	MIAMI (OHIO)	2	0-0	0-0	0-0	0-1-1	0	0	0	0	0	0
N. 17	MISS. VALLEY STATE	12	0-0	0-0	0-0	1-0-1	1	2	2	0	0	0
N. 20	DePaul [Maui]	4	2-2	1-1	0-0	1-0-1	0	0	2	0	1	5
N. 21	UCLA [Maui]	12	1-2	1-1	2-2	1-2-3	3	0	0	0	0	5
N. 22	Memphis [Maui]	11	1-4	1-2	0-0	0-1-1	3	1	1	0	1	3
N. 28	COL. of CHARLESTON	11	1-3	1-1	0-0	1-2-3	1	3	2	0	1	3
D. 2	at North Carolina	6	1-1	0-0	0-0	0-1-1	1	0	0	0	0	2
D. 5	vs. Chattanooga	16	0-5	0-3	0-0	0-1-1	1	2	1	1	0	0
D. 9	INDIANA	3	0-0	0-0	0-0	0-0-0	0	0	0	0	0	0
D. 16	at Louisville	15	1-2	1-2	1-2	1-4-5	1	1	2	0	0	4
D. 19	SANTA CLARA	12	2-4	1-2	0-0	0-1-1	0	2	0	0	0	5

KENTUCKY WILDCAT BASKETBALL

D. 22	MASSACHUSETTS	4	0-0	0-0	0-0	0-0-0	0	0	2	0	0	0
D. 30	EASTERN KY.	6	0-1	0-1	0-0	0-1-1	0	1	0	0	0	0
J. 3	HOUSTON	2	0-1	0-1	0-0	0-0-0	0	0	0	0	0	0
J. 6	at Ole Miss	3	0-1	0-1	0-0	0-0-0	0	0	0	0	0	0
J. 10	AUBURN	4	1-1	1-1	0-0	0-1-1	0	1	0	0	0	3
J. 13	MISSISSIPPI STATE	8	1-2	1-2	0-0	0-1-1	0	1	1	0	0	3
J. 16	at South Carolina	11	1-5	0-3	0-0	0-1-1	1	1	1	0	0	2
J. 20	VANDERBILT	+0	0-0	0-0	0-0	0-0-0	0	0	0	0	0	0
J. 24	at Georgia	8	2-4	1-3	0-0	0-1-1	1	1	1	1	1	5
J. 28	TENNESSEE	4	0-1	0-0	0-0	0-0-0	1	0	1	0	0	0
F. 3	at Arkansas	6	0-1	0-0	0-0	0-0-0	0	1	0	0	0	0
F. 7	SOUTH CAROLINA	10	1-2	0-1	0-0	0-0-0	1	1	0	1	0	2
F. 10	FLORIDA	DNP										
F. 13	at Tennessee	1	0-0	0-0	0-0	0-0-0	0	1	0	0	0	0
F. 17	at Alabama	1	0-0	0-0	0-0	0-0-0	0	0	0	0	0	0
F. 20	LSU	5	0-0	0-0	0-0	0-0-0	1	1	1	0	0	0
F. 25	at Vanderbilt	DNP										
F. 28	GEORGIA	14	1-2	0-0	0-0	0-2-2	2	4	5	0	0	2
M. 4	at Florida	4	0-1	0-1	0-0	0-0-0	0	0	0	0	0	0
M. 8	Alabama [SEC]	DNP										
M. 9	Mississippi State [SEC]	DNP										
M. 16	Villanova [NCAA]	DNP										
M. 18	Kansas [NCAA]	+0	0-0	0-0	0-0	0-0-0	0	0	0	0	0	0

2007-08

Date	Opponent	Min	FG-A	3PT-A	FT-A	O-D-T	PF	A	TO	BS	ST	Pts
N. 6	CENTRAL ARK. (2K)	start24	0-3	0-0	0-0	1-3-4	0	2	2	0	3	0
N. 7	GARDNER-WEBB (2K)	start9	0-1	0-1	0-0	0-0-0	5	0	0	0	2	0
N. 21	LIBERTY	start14	1-1	1-1	2-2	1-2-3	1	2	0	0	1	5
N. 24	TEXAS SOUTHERN	14	1-3	0-1	0-0	0-2-2	2	2	0	0	0	2
N. 27	STONY BROOK	34	0-4	0-2	0-0	0-3-3	4	4	5	1	2	0
D. 1	NORTH CAROLINA	start28	1-3	1-2	0-0	1-3-4	2	4	2	0	0	3
D. 8	at Indiana	start21	1-4	1-2	0-0	1-0-1	5	0	3	0	0	3
D. 15	vs. UAB	start39	3-6	3-5	0-0	0-2-2	2	7	3	0	0	9
D. 18	at Houston	start33	2-2	2-2	0-0	0-1-1	5	1	6	0	0	6
D. 22	TENNESSEE TECH	start28	2-8	1-3	0-0	1-1-2	2	3	5	0	2	5
D. 29	SAN DIEGO	start7	0-1	0-0	0-0	0-0-0	1	0	0	0	2	0
D. 31	FIU	13	0-2	0-2	2-2	0-1-1	0	1	2	0	1	2
J. 5	LOUISVILLE					DNP						
J. 12	VANDERBILT	1	0-0	0-0	0-0	0-0-0	0	0	0	0	0	0
J. 15	at Mississippi State	1	1-1	1-1	0-0	0-0-0	1	0	1	0	0	3
J. 19	at Florida	+0	0-0	0-0	0-0	0-0-0	1	0	0	0	0	0
J. 22	TENNESSEE					DNP						
J. 26	SOUTH CAROLINA					DNP						
F. 2	at Georgia	18	1-2	1-2	1-2	0-0-0	2	0	1	0	2	4
F. 6	at Auburn	20	2-3	.667	2-3	.667	0-0	.000	0-1-1	4	0	4
0	1	6										
F. 9	ALABAMA	8	0-3	.000	0-3	.000	0-0	.000	0-0-0	0	0	0
0	1	0										
F. 12	at Vanderbilt					DNP						
F. 16	at LSU					DNP						
F. 19	GEORGIA					DNP						
F. 23	ARKANSAS	1	0-0	0-0	0-0	0-0-0	0	0	0	0	1	0
F. 27	OLE MISS	6	0-0	0-0	0-0	0-0-0	1	0	2	0	2	0
M. 2	at Tennessee	16	0-1	0-0	0-0	0-1-1	1	0	1	0	0	0
M. 5	at South Carolina	11	0-0	0-0	0-0	0-0-0	2	0	1	0	0	0
M. 9	FLORIDA	15	0-0	0-0	0-0	0-1-1	1	1	0	0	0	0
M. 15	Georgia [SEC]	1	0-0	0-0	0-0	0-0-0	0	0	1	0	1	0
M. 20	Marquette [NCAA]	22	0-1	0-1	2-2	3-0-3	2	0	0	1	0	2

PORTER'S CAREER HIGHS

	Opponent	Date		Opponent	Date
Points	9 vs. UAB	12/15/07	FT Atts	2 Six times	
FG Made	3 vs. UAB	12/15/07	Rebounds	5 at Louisville	12/16/06
FG Atts	8 vs. Tennessee Tech	12/22/07	Assists	7 vs. UAB	12/15/07
3FG Made	3 vs. UAB	12/15/07	Steals	3 vs. Central Arkansas	11/6/07
3FG Atts	5 vs. UAB	12/15/07	Blocks	1 Five times	
FT Made	2 Three times		Minutes	39 vs. UAB	12/15/07

PORTER'S STATISTICS

Year	G-S	Min.-Avg.	FG-A/Pct.	3FG-A/Pct.	FT-A/Pct.	Reb.-Avg.	PF-D	AT	TO	BS	St	TP-Avg.
2006-07	29-0	195-6.7	16-45/.356	9-26/.346	3-4/.750	25-0.9	18-0	24	22	3	4	44-1.5
2007-08	25-9	385-15.4	15-49/.306	13-31/.419	7-8/.875	29-1.2	44-3	27	39	2	21	50-2.0
TOTAL	54-9	580-10.7	31-94/.330	22-57/.386	10-12/.833	54-1.0	62-3	51	61	5	25	94-1.7



PERRY STEVENSON

21

6-9 • 207 • Junior • Lafayette, La. • Northside HS

2007-08

Averaged 9.4 points, 9.0 boards, 2.2 blocks and 35.4 minutes in five games since teammate Patrick Patterson was lost for the season ... Led Kentucky with 46 blocks, and had 36 in last 15 games ... Shot 58 percent from the field ... Made 24 of his last 28 free throws (.857) ... Grabbed double-figure rebounds in three of last five games ... Recorded 18 points, 10 rebounds and five blocks in Senior Day win over Florida ... Had 13 points and a career-high 14 rebounds at Tennessee ... Had seven points, five rebounds and six blocks vs. Ole Miss ... Posted eight points and seven rebounds against Arkansas ... Contributed eight points, nine rebounds and two blocks in win over Alabama ... Recorded 14 points, seven rebounds and a season-high five blocks in win over Tennessee ... Collected a career-high five steals in UK's double-overtime win over Vanderbilt ... Earned first start of the season and played 34 minutes against Tennessee Tech ... Scored 10 points and grabbed six rebounds at Indiana ... Recorded first career double-double against Stony Brook, setting career highs in points (18), rebounds (10) and steals (3)

CAT SCRATCHES

Full name: Perry George Stevenson
Nickname: "P"
Parents: Renee Stevenson
Siblings: Taylor Lewis
Date of Birth: January 23, 1987
Place of Birth: Lafayette, Louisiana
High School Coach: Rick Lebato
High School Mascot: Vikings
Major: Community Comm. & Leadership Development

2006-07

True freshman started first five games ... Among SEC freshmen leaders with 26 blocks ... Shot .656 from the field ... Second on the team with 19 dunks ... Scored eight points at South Carolina ... Had six points and two blocks in 10 minutes at Georgia ... Scored six points and had three rebounds in win over Indiana ... Came off the bench against College of Charleston and responded with 14 points on 7-of-7 shooting ... Grabbed a season-high seven rebounds at North Carolina ... Scored 10 points against UCLA ... Blocked four shots against Mississippi Valley State ... Scored eight points and pulled down two rebounds against Delta Devils ... Was 4-of-4 from the free throw line ... Set record for most blocks by a Wildcat freshman and most blocks by any UK player in his first game, swatting seven Miami (Ohio) shots in season opener ... Started and played 35 minutes against the RedHawks, scoring two points and grabbing six boards ... First UK true freshman since Rajon Rondo and Randolph Morris (2004-05) to start very first game as a Wildcat.

High School

2005 Hall of Fame Game MVP ... 2005 Conference MVP ... Two-time all-state and three-time All-District ... Two-time ABCD Camp All-Star ... Averaged a triple-double his junior and senior years in high school, with 15 point, 11 rebounds, 10 blocks and four assists his senior year and 13 points per game, 10 rebounds, and 10 blocked shots his junior year ... Coached at Northside by Rick Lebatto.

Personal

Born January 23, 1987 ... Son of Renee Stevenson ... Chose Kentucky over Georgia Tech, LSU, Miami (Fla.), Texas, Texas Tech and Wake Forest.

STEVENSON'S CAREER GAME-BY-GAME STATISTICS

2006-07

Date	Opponent	Min	FG-A	3PT-A	FT-A	O-D-T	PF	A	TO	Blk	Stl	Pts
N. 15	MIAMI (OHIO)	35	1-3	0-0	0-0	1-5-6	1	0	1	7	0	2
N. 17	MISS. VALLEY STATE	23	2-3	0-0	4-4	0-2-2	0	0	1	4	0	8
N. 20	DePaul [Maui]	12	1-2	0-0	0-0	1-2-3	2	1	1	1	0	2
N. 21	UCLA [Maui]	17	3-3	0-0	4-6	0-4-4	0	0	1	1	0	10
N. 22	Memphis [Maui]	11	0-2	0-0	0-0	1-2-3	1	1	1	1	0	0
N. 28	COL. of CHARLESTON	16	7-7	0-0	0-3	4-0-4	0	0	3	1	1	14
D. 2	at North Carolina	12	0-1	0-0	0-0	3-4-7	0	0	0	1	0	0
D. 5	vs. Chattanooga	10	0-1	0-0	0-0	1-0-1	0	0	1	0	0	0
D. 9	INDIANA	9	3-3	0-0	0-2	1-2-3	0	0	1	1	0	6
D. 16	at Louisville	10	1-1	0-0	0-0	0-0-0	1	1	1	0	0	2
D. 19	SANTA CLARA	12	0-2	0-0	2-2	3-2-5	0	0	0	1	0	2
D. 22	MASSACHUSETTS	13	2-3	0-0	0-0	0-4-4	0	1	0	0	0	4
D. 30	EASTERN KY.	4	0-0	0-0	0-0	0-2-2	0	0	2	1	0	0
J. 3	HOUSTON	3	0-0	0-0	0-2	0-0-0	0	1	1	0	0	0
J. 6	at Ole Miss	7	1-1	0-0	0-2	0-1-1	0	1	0	0	0	2
J. 10	AUBURN	12	2-2	0-0	0-1	0-1-1	2	0	0	1	0	4
J. 13	MISSISSIPPI STATE	11	2-3	0-0	0-0	1-1-2	2	0	0	1	0	4
J. 16	at South Carolina	14	4-6	0-0	0-0	3-1-4	3	1	1	2	0	8
J. 20	VANDERBILT	2	0-0	0-0	0-0	0-0-0	1	0	1	0	0	0
J. 24	at Georgia	10	3-4	0-0	0-0	1-1-2	0	1	0	2	0	6
J. 28	TENNESSEE	11	1-3	0-0	2-2	1-1-2	0	0	0	0	1	4
F. 3	at Arkansas	5	1-2	0-0	0-0	0-0-0	1	0	1	0	0	2
F. 7	SOUTH CAROLINA	12	1-2	0-0	2-2	0-2-2	1	0	0	0	0	4
F. 10	FLORIDA	2	0-0	0-0	1-2	1-0-1	0	0	0	0	0	1
F. 13	at Tennessee	5	1-2	0-0	0-0	1-3-4	0	0	0	0	0	2
F. 17	at Alabama	9	1-1	0-0	0-0	0-3-3	1	0	1	0	0	2
F. 20	LSU	6	0-2	0-0	0-0	0-1-1	2	0	0	0	0	0
F. 25	at Vanderbilt	DNP										
F. 28	GEORGIA	9	0-0	0-0	0-0	0-0-0	1	2	2	0	0	0
M. 4	at Florida	2	0-0	0-0	1-2	0-0-0	1	0	0	0	0	1
M. 8	Alabama [SEC]	10	0-0	0-0	0-0	0-1-1	1	0	1	1	0	0
M. 9	Mississippi State [SEC]	10	2-2	0-0	0-0	1-1-2	0	1	0	0	1	4
M. 16	Villanova [NCAA]	3	1-1	0-0	0-0	0-0-0	1	0	0	0	0	2
M. 18	Kansas [NCAA]	3	0-0	0-0	0-0	1-0-1	0	0	1	0	0	0

2007-08

Date	Opponent	Min	FG-A	3PT-A	FT-A	O-D-T	PF	A	TO	BS	ST	Pts
N. 6	CENTRAL ARK. (2K)	11	1-3	0-0	0-0	1-0-1	0	0	0	1	1	2
N. 7	GARDNER-WEBB (2K)	20	2-4	0-0	0-0	0-3-3	2	0	2	0	0	4
N. 21	LIBERTY	12	1-1	0-0	0-1	2-2-4	1	0	2	0	0	2
N. 24	TEXAS SOUTHERN	3	0-0	0-0	0-0	0-1-1	0	0	3	0	0	0
N. 27	STONY BROOK	27	8-11	0-0	2-4	7-3-10	2	2	4	1	3	18
D. 1	NORTH CAROLINA	8	1-1	0-0	0-0	1-2-3	5	0	0	1	0	2
D. 8	at Indiana	26	3-5	0-0	4-4	2-4-6	3	2	2	0	1	10
D. 15	vs. UAB	28	2-3	0-0	0-0	2-3-5	0	1	1	0	1	4
D. 18	at Houston	6	0-0	0-0	0-0	0-0-0	1	0	0	2	0	0
D. 22	TENNESSEE TECH	34	2-3	0-0	0-2	2-6-8	1	3	4	2	2	4
D. 29	SAN DIEGO	18	2-4	0-0	2-3	0-5-5	2	0	1	1	0	6
D. 31	FIU	5	0-0	0-0	0-0	0-0-0	0	0	0	0	0	0

J. 5	LOUISVILLE	8	1-1	0-0	0-0	1-0-1	4	0	1	0	1	2
J. 12	VANDERBILT	33	0-3	0-0	0-0	1-2-3	4	0	3	0	5	0
J. 15	at Mississippi State	23	2-3	0-0	0-0	3-4-7	5	1	0	2	0	4
J. 19	at Florida	15	2-3	0-0	0-0	1-1-2	5	0	1	0	1	4
J. 22	TENNESSEE	37	6-7	0-0	2-3	3-4-7	4	2	2	5	0	14
J. 26	SOUTH CAROLINA	36	3-8	0-0	6-6	2-3-5	1	1	3	1	1	12
F. 2	at Georgia	31	1-3	0-0	4-6	1-2-3	3	1	0	2	0	6
F. 6	at Auburn	35	4-5	0-0	2-2	1-3-4	5	2	2	1	2	10
F. 9	ALABAMA	33	3-4	0-0	2-2	3-6-9	3	1	1	2	1	8
F. 12	at Vanderbilt	12	2-2	0-0	1-1	1-2-3	5	0	1	1	0	5
F. 16	at LSU	27	1-5	0-0	0-0	2-2-4	4	2	1	3	0	2
F. 19	GEORGIA	28	0-4	0-0	2-2	1-6-7	1	1	1	4	0	2
F. 23	ARKANSAS	32	3-6	0-0	2-2	4-3-7	4	0	2	0	1	8
F. 27	OLE MISS	31	3-5	0-0	1-2	0-5-5	2	2	2	6	2	7
M. 2	at Tennessee	37	4-8	0-0	5-6	6-8-14	1	1	1	2	0	13
M. 5	at South Carolina	33	1-3	0-0	0-0	0-6-6	4	1	1	2	1	2
M. 9	FLORIDA	36	6-6	0-0	6-8	4-6-10	3	0	2	5	2	18
M. 15	Georgia [SEC]	37	1-3	0-0	2-2	3-7-10	4	2	1	1	3	4
M. 20	Marquette [NCAA]	34	4-6	0-0	2-2	1-4-5	2	2	1	1	0	10

STEVENSON'S CAREER HIGHS

Points	18	Opponent	Two times	Date		FT Atts	8	Opponent	Florida	Date	3/9/08
FG Made	8	vs. Stony Brook		11/27/07		Rebounds	14	at Tennessee		3/2/08	
FG Atts	11	vs. Stony Brook		11/27/07		Assists	3	vs. Tennessee Tech		12/22/07	
3FG Made	0					Steals	5	vs. Vanderbilt		1/12/08	
3FG Atts	0					Blocks	7	Miami (OH)		11/15/06	
FT Made	6	Two times				Minutes	37	Three times			

STEVENSON'S STATISTICS

Year	G-S	Min.-Avg.	FG-A/Pct.	3FG-A/Pct.	FT-A/Pct.	Reb.-Avg.	PF-D	AT	TO	BS	St	TP-Avg.
2006-07	33-5	330-10.0	40-61/.656	0-0/.000	16-30/.533	71-2.2	22-0	11	22	26	3	96-2.9
2007-08	31-2	756-24.4	69-120/.575	0-0/.000	45-58/.776	158-5.1	81-5	27	45	46	28	193-5.9
TOTAL	64-7	1086-17.0	109-181/.602	0-0/.000	61-88/.693	229-3.6	103-5	38	67	72	31	279-4.4



A.J. STEWART

15

6-7 • 218 • Sophomore • Jacksonville, Fla. • Arlington Country Day

2007-08

True freshman earned first career start against San Diego ... Averaged nine minutes a game in 22 contests ... Played in 11-straight games ... Scored four points and grabbed three boards in 11 minutes against Florida ... Had a key block late in the game at Tennessee ... Played nine first-half minutes at LSU ... Had three points and a team-high six rebounds in 21 minutes at Vanderbilt ... Scored nine points to go along with five rebounds in win over Tennessee Tech ... Scored six points and grabbed four boards in 18 minutes against North Carolina ... Earned first start against Texas

CAT SCRATCHES

Full name: A.J. Stewart
Nickname: "A.J."
Parents: Anthony and Dinah Stewart
Siblings: Destiny
Date of Birth: November 14, 1988
Place of Birth: Jacksonville, Florida
High School Coach: Rex Morgan
High School Mascot: Apaches
Major: Communications

Southern ... Scored five points and grabbed six boards against TSU ... Did not play against Stony Brook ... Played 29 minutes against Liberty, scoring 10 points to go along with four rebounds and three blocks ... Also had an assist and two steals against the Flames ... Saw five minutes of action against Gardner-Webb.

High School

Helped lead Arlington Country Day to three straight state championships ... 2006 and 2007 Florida All-State selection ... 2007 All-Tournament team Florida State finals ... 2007 Beach Ball Classic All-Tournament team ... 2007 Malando All-Tournament team ... 2007 Prime-Time Shoot Out All-Tournament team ... 2007 Derby Classic Slam Dunk champion ... 2006 Class 2A Florida State tournament MVP ... 2006 Marshall County Shoot Out MVP ... 2006 Beach Ball Classic and Prime Time Shoot-Out Slam Dunk Champion.

Personal

Born November 14, 1988 ... Son of Anthony and Dinah Stewart ... Chose UK over Clemson, Florida State, Illinois and Jacksonville.

STEWART'S CAREER GAME-BY-GAME STATISTICS

2007-08

Date	Opponent	Min	FG-A	3PT-A	FT-A	O-D-T	PF	A	TO	BS	ST	Pts
N. 6	CENTRAL ARK. (2K)			DNP								
N. 7	GARDNER-WEBB (2K)	5	0-3	0-0	0-0	0-0-0	0	0	0	0	0	0
N. 21	LIBERTY	29	5-7	0-0	0-0	0-4-4	3	1	1	3	2	10
N. 24	TEXAS SOUTHERN	start 23	2-2	0-0	1-3	3-3-6	1	1	5	1	0	5
N. 27	STONY BROOK			DNP								
D. 1	NORTH CAROLINA	18	3-3	0-0	0-0	1-3-4	3	1	1	2	1	6
D. 8	at Indiana	12	0-2	0-0	1-2	0-0-0	2	1	2	0	0	1
D. 15	vs. UAB			DNP								
D. 18	at Houston	15	1-1	0-0	0-0	1-3-4	2	1	2	0	0	2
D. 22	TENNESSEE TECH	20	4-7	0-0	1-2	1-4-5	3	1	2	0	2	9
D. 29	SAN DIEGO	start 5	0-0	0-0	2-2	1-1-2	0	0	1	0	0	2
D. 31	FIU			DNP								
J. 5	LOUISVILLE	3	0-0	0-0	0-0	1-1-2	3	0	0	0	0	0
J. 12	VANDERBILT			DNP								
J. 15	at Mississippi State	1	0-0	0-0	0-0	0-1-1	0	0	0	0	0	0
J. 19	at Florida	+0	0-0	0-0	0-0	0-0-0	0	0	0	0	0	0
J. 22	TENNESSEE			DNP								
J. 26	SOUTH CAROLINA			DNP								
F. 2	at Georgia			DNP								
F. 6	at Auburn			DNP								
F. 9	ALABAMA	+0	0-0	0-0	0-0	0-0-0	1	0	0	0	0	0
F. 12	at Vanderbilt	21	1-3	0-0	1-2	1-5-6	2	0	3	2	1	3
F. 16	at LSU	9	0-0	0-0	0-0	0-1-1	0	0	0	0	0	0
F. 19	GEORGIA	1	0-0	0-0	0-0	0-0-0	0	0	0	0	0	0
F. 23	ARKANSAS	2	0-1	0-0	0-0	0-0-0	1	0	0	0	0	0
F. 27	OLE MISS	4	1-1	0-0	0-0	0-0-0	0	0	1	0	0	2
M. 2	at Tennessee	+0	0-0	0-0	0-0	0-0-0	0	0	0	1	0	0
M. 5	at South Carolina	3	1-1	0-0	0-0	0-0-0	1	0	2	0	0	2
M. 9	FLORIDA	11	2-3	0-0	0-2	1-2-3	1	0	0	0	0	4
M. 15	Georgia [SEC]	5	0-0	0-0	0-0	0-2-2	2	0	1	0	0	0
M. 20	Marquette [NCAA]	2	0-1	0-0	0-0	0-0-0	0	0	1	0	0	0

STEWART'S CAREER HIGHS

Points	10	Opponent vs. Liberty	Date 11/21/07	FT Atts	3	Opponent vs. Texas Southern	Date 11/24/07
FG Made	5	vs. Liberty	11/21/07	Rebounds	6	Two times	
FG Atts	7	Two times		Assists	1	Six times	
3FG Made	0			Steals	2	Two times	
3FG Atts	0			Blocks	3	vs. Liberty	11/21/07
FT Made	2	vs. San Diego	12/29/07	Minutes	29	vs. Liberty	11/21/07

STEWART'S STATISTICS

Year	G-S	Min.-Avg.	FG-A/Pct.	3FG-A/Pct.	FT-A/Pct.	Reb.-Avg.	PF-D	AT	TO	BS	St	TP-Avg.
2007-08	22-2	189-8.6	20-35/.571	0-0/0.00	6-13/.462	40-1.8	25-0	6	22	9	6	46-2.1



**KEVIN
GALLOWAY**

3

6-7 • 215 • Junior • Sacramento, Calif. • College of Southern Idaho

Junior College

Spent sophomore season at College of Southern Idaho ... Ranked fourth in the nation in assists (8.6) ... Averaged 8.4 points and 4.1 rebounds in helping lead the Golden Eagles to a 30-2 record ... Attended Southern Cal out of high school ... Played in 13 games in 2007, averaging 2.0 rebounds, 2.8 points and 2.0 assists per game for the Trojans ... Shot 52 percent from the field

CAT SCRATCHES

Full name: Kevin Dwayne Galloway
Nickname: KG
Parents: Catherine Terrell
Date of Birth: May 23, 1988
Place of Birth: Fresno, Calif.
High School Coach: Derek Swafford
High School Mascot: Dragon
Major: Community Comm. & Leadership Development

High School

Galloway averaged 17.4 points and 8.0 rebounds per game as a senior and led Sacramento High to a 29-6 record and a No. 17 ranking in the state of California ... He led the Dragons in points (591), three-point baskets (22), rebounds (272), blocks (93), steals (100) and assists (179) ... Made 67.9 percent of his free throws (91-for-134) ... Recorded 10 double-doubles in points and rebounds during the year and scored a season-high 34 points on Dec. 6 against Foothill ... Was rated the 88th best prospect in the 2006 recruiting class by Scout.com ... Named to the 2006 Long Beach Press Telegram Best in the West first team ... As a junior, he averaged 11.9 points and led Sacramento High in rebounds (300), blocks (70) and assists (322) ... His 10.7 assists a game was tops in the state. Was named the Sacramento Bee Player of the Year.

Personal

Born May 23, 1988 ... Son of Catherine Terrell ... Chose Kentucky over Memphis, Oklahoma, Oklahoma State, Tennessee and UNLV



JOSH HARRELLSON 55

6-10 • 265 • Sophomore • St. Charles, Mo. • SW Illinois College

Junior College


Spent his freshman season at Southwestern Illinois College ... Averaged 14.8 points and eight rebounds per game ... Led the Blue Storm to the Region XXIV Championship game ... Selected to the NJCAA All-Region XXIV team as well as being named a First Team All-Great Rivers Athletic Conference (GRAC) performer.

Prep

2007 Class Four First Team All-State ... Averaged a double-double in points and rebounds in both his junior and senior years ... Averaged 18.1 points, 11.0 rebounds and 3.4 blocks per game as a senior at St. Charles High School ... Averaged 19.7 ppg and 11.6 rpg as a junior and 10.1 ppg and 7.6 rpg as a sophomore in high school ... 2006 Class Four First Team All-State ... McDonald's All-America nomination ... St. Charles HS MVP two straight years

Personal

Born on February 12, 1989 ... Son of Doug and Karen Harrellson ... Chose Kentucky over Indiana, Iowa, Iowa State, Missouri, Ohio State, Purdue, St. Louis



DEANDRE LIGGINS 34

6-6 • 202 • Freshman • Chicago, Ill. • Findlay Prep

Prep

Attended Findlay Prep (Henderson, Nev.) his senior season ... Averaged 13.6 ppg, 7.6 rpg and 5.6 apg ... Scored in double figures in 26 of 33 games ... Recorded 12 double-doubles ... Finished his junior year at George Washington High School in Chicago averaging a triple-double: 14 points, 10 rebounds, 10 assists ... Ranked as the fifth-best point guard in the country and 21st overall according to

Rivals.com ... Helped his AAU team, the prestigious Indiana Elite, to the 2007 Kingwood Classic championship ... Scored 11 points and pulled down 11 rebounds in the championship game.

Personal

Born on March 31, 1988 ... Son of Tammi Liggins ... Chose Kentucky over Memphis, Illinois and Kansas

CAT SCRATCHES

Full name: Josh Harrellson
Nickname: Big White, Big Nasty, Too Tall, Fatboi
Parents: Doug and Karen Harrellson
Date of Birth: February 12, 1989
Place of Birth: St. Charles, Mo.
High School Coach: Gary Wacker
High School Mascot: Pirates
Major: Communications

CAT SCRATCHES

Full name: DeAndre Desmond Liggins
Nickname: Big Ticket
Parents: Tammi Liggins
Date of Birth: March 31, 1988
Place of Birth: Chicago, Ill.
High School Coach: Michael Peck
High School Mascot: Pilots
Major: Undergraduate Studies



DARIUS MILLER

1

6-7 • 223 • Freshman • Maysville, Ky. • Mason County

Prep

Averaged 19.9 points per game, grabbing 7.9 boards 3.6 assists 2.9 steals and shooting 51 percent in his senior ... Shot 34 percent from three-point range....

Helped lead Mason County to 2008 State

Championship ... Named 2008 Mr. Basketball ...

Scored over 2,000 points in high school career ...

Ranked the seventh best small forward in the country

and 38th overall by Scout.com ... Averaged 20 points, nine rebounds, four assists and four blocked shots his junior season.

CAT SCRATCHES

Full name: Darius Tiyon Miller

Parents: Brian and Nicole Miller

Date of Birth: March 21, 1990

Place of Birth: Maysville, Ky.


High School Coach: Chris O'Hearn

High School Mascot: Royals

Major: Psychology

Personal

Born March 21, 1990 ... Son of Brian and Nicole Miller ... Chose Kentucky over Cincinnati, Florida, Illinois, Indiana, Kansas State, Louisville, Miami, Tennessee, Xavier



MATT PILGRIM

33

6-8 • 233 • Sophomore • Cincinnati, Ohio • Hampton

Must sit out 2008-09 season due to NCAA transfer rule*

College

Hampton: Started in 19 of the Pirates' 31 games after missing the first nine with a broken foot ... Averaged 11 points, 5.3 rebounds and 1.4 steals per game ... Four-time MEAC Rookie of the Week ... Had 11 double digit scoring games, including three 20-point efforts ...

Poured in 13 points on 6-of-8 shooting in his first collegiate game against the University of Virginia ... Had a breakout game at North Carolina A&T scoring 20 of his 24 points in the first half, finishing the night 10-of-15 from the field and 3-of-4 from behind the arc, earning Rookie of the Week honors from NBADraft.net ... In his first career MEAC contest Pilgrim registered a double-double with 15 points and 10 rebounds at Bethune-Cookman ... Turned in one of his best performances of the season with 24 points (17 in first half), four rebounds, three blocks and three steals in a home loss to Delaware State, getting to the line a season-high 12 times ... Opened the MEAC Tournament with a 21-point, eight rebound effort in a won over Howard ... Third on the team with 16 blocked shots ... Led the Pirates in scoring four times and in rebounding five times

CAT SCRATCHES

Full name: Matthew Pilgrim

Nickname: Mayy P, Pil

Parents: James and Deborah Pilgrim

Date of Birth: July 17, 1987

Place of Birth: Cincinnati, Ohio

High School Coach: Steve Grady

High School Mascot: Tigers

Major: Community Comm. & Leadership Development

Prep

Spent the 2005-06 season playing for Bridgton Academy in North Bridgton, Maine where he helped guide the Wolverines to a record of 22-9, winning the NEPSAC championship... prior to that Pilgrim starred at Withrow High School in Cincinnati... in his final season at WHS Pilgrim led coach Steve Gentry and the Tigers to a mark of 23-2, finishing as the league and district runner-up

Personal

Born on July 17, 1987 in Cincinnati ... Son of James and Deborah Pilgrim



**DONALD
WILLIAMS**

25

6-3 • 205 • Freshman • Baton Rouge, La. • Progressive Christian

Prep

Averaged 25 ppg at Progressive Christian Academy ... Prior to attending Progressive Christian, attended Southern Lab High School in Baton Rouge ... Two-time Louisiana All-State ... Four-time all-district ... High School All-Star ... Two-time team MVP ... Louisiana All-Metro

Personal

Born on July 31, 1988 ... Son of Donald and Gilda Williams ... Chose Kentucky over Marquette, St. John's, New Orleans and UAB

CAT SCRATCHES
Full name: Donald Williams
Nickname: D-Will
Parents: Donald Sr. and Gilda Williams
Date of Birth: July 31, 1988
Place of Birth: New Orleans, La.
High School Coach: Joel Hawkins
High School Mascot: Kittens
Major: Undergraduate Studies



ADAM DELPH

11

6-1 • 161 • Freshman • Louisville, Ky. • Pleasure Ridge Park

High School

Played high school ball at Pleasure Ridge Park ... Had a high school career record of 108-23 ... Won the Louisville scoring title in 2008 averaging 28 ppg ... 2008 Sixth Region Player of the Year ... Named to the 2008 22nd District All-Tournament team ... Named to 2008 Hoptown Classic All-Tournament team ... 2008 Las Vegas Classic MVP ... 2007 All-State Honorable Mention ... 2007 AllRegion ... Named to the Sixth Region and 22nd District All-Tournament teams ... 2007 Hoop It Up Classic MVP ... 2007 Rim Rockers All-Tournament team in New York ... 2006 All-District

Personal

Born May 28, 1990 ... Son of David Delph and Connie Hopper ... Played his high school ball for Dale Mabrey



MARK HALSELL

14

5-11 • 180 • Freshman • St. Charles, Mo. • SW Illinois College

Junior College


Redshirted freshman season

High School

National Honors Society ... All-Academic team ... State competitor in basketball and track and field ... Averaged eight points, three assists, one steal and three rebounds per game in his senior season at St. Charles High School ... Attended high school with fellow Wildcat Josh Harrellson

Personal

Born July 2, 1988 ... Son of Mark and Vicki Halsell ... Played his high school ball for Gary Wacker ... Cousin, Tray Allen, plays football at the University of Texas



MARK KREBS

12

6-5 • 207 • Junior • Newport, Ky. • Newport Central Catholic

College

Saw action in four games for the Wildcats in 2007-08 ... Scored first points as a Wildcat on a three-pointer against Florida International ... Transfer from Thomas More College ... Named to the 2005 Anderson University tournament all-tournament team.

High School

Played high school ball at Newport Central Catholic ... All-State, 2005 ... Ninth Region Division 2 Player of the Year, 2005 ... Two-time Kentucky Post All-Star, 2004-05 ... NKY Coaches Association Player of the Year, 2005 ... Ninth Region Student-Athlete Award, 2005 ... Two-time All-A Classic State All-Tournament team, 2004-05 ... Two-time All-A Classic Ninth Region MVP, 2004-05 ... Two-time All-District, 2004-05.

Personal

Born October 10, 1986 ... Son of Mark and Terri Krebs ... Played his high school ball for Rob Detzel.



DWIGHT PERRY

30

6-1 • 178 • Junior • Durham, N.C. • Southern High School

College

Played in eight games in the 2007-08 season ... Scored his first points as a Wildcat against FIU, converting two of three free throw attempts ... Recorded a career-high five minutes against Texas Southern and had four minutes at Indiana ... Played two minutes against Liberty and Tennessee Tech ... Saw action in four games in the 2006-07 season, receiving a start in Kentucky's NCAA tournament game against Villanova.

High School

Played high school ball at Southern High School ... All-Area Honorable Mention, 2006 ... Two-time team captain, 2005-06 ... SHS Spartan Club Student-Athlete of the Year, 2006 ... PAC-6 Conference Paul Williamson Student-Athlete of the Year, 2006 ... Watauga Holiday Invitational All-Tournament team, 2005 ... All-Conference Cross Country, 2003.

Personal

Born November 9, 1987 ... Son of Dwight Sr. and Veronica Perry ... Played his high school ball for Levi Beckwith ... Cousin Bobby was a four-year basketball letterwinner for Kentucky (2004-07).



MATT SCHERBENSKE

2

6-1 • 180 • Junior • Lexington, Ky. • Oak Hill Academy

College


Redshirted freshman season at Oral Roberts ... Saw action in three games in the 2007-08 season including games against Liberty, Texas Southern and Florida International ... Played a career high two minutes against Liberty, during which he recorded a rebound ... Took a career high two shots against FIU while also pulling down a rebound

High School

Played senior season at Oak Hill Academy where he shot 47% from three-point line and helped lead the Warriors to 40-1 record and No. 2 national ranking ... Played sophomore and junior seasons at Lexington Christian.

Personal

Born October 14, 1987 ... Son of Jim and Suzie Scherbenske ... Played his high school ball for Steve Smith.



LANDON SLONE

10

6-3 • 189 • Freshman • Paintsville, Ky. • Paintsville

High School

2008 First Team All-State ... Averaged 25.1 points and 7.2 rebounds as a senior and helped Paintsville to the 2008 15th Region title ... 2008 Region 15 Player of the Year ... 2008 Adidas Appalachian Player of the Year ... 2008 WYMT First Team All-Mountains ... 2008 Lexington Catholic 5/3 All-Tournament ... 2007 Second Team All-State ... 2007 All-A State Tournament team ... 2006 All-State Honorable Mention ... 2005 Third Team All-State

Personal

Born January 14, 1990 ... Son of Phil Slone and Toby Spradlin ... Played high school ball for Bill Mike Runyon ... Cousin, J.R. VanHoose played basketball at Marshall



JARVIS WALKER

20

6-4 • 215 • Junior • Chicago, Ill. • John A. Logan CC

Junior College

Transfer from John A. Logan CC ... Averaged 15.2 points, 6.4 rebounds and 3.7 assists per game last season at John A. Logan ... Recorded 10 double-doubles his sophomore season while helping lead John A. Logan to the semifinals of the Region 24 Conference championship ... Averaged 8.2 ppg, 4.3 rpg and 2.6 apg his freshman season, while helping lead John A. Logan to Region 24 Conference championship and a No. 6 national ranking

Prep

Received All-State, All-Area and All-Conference honors while prepping at Rich Central High School ... Honorable mention McDonald's All-American ... Named team captain his senior year averaging 18 points and nine rebounds

Personal

Born February 19, 1987 ... Son of Diane Walker ... Played high school ball at Rich Central in Chicago ... Brother of former Kentucky All-SEC player Antoine Walker



48	49	51	58
78	96	98	

48

49

51

58

78

96

98

A pattern of
EXCELLENCE

2008-09
STAFF



BILLY GILLISPIE

Texas State, 1983

After some of the most dramatic single-season turnarounds in NCAA history at Texas-El Paso and Texas A&M, Billy Gillispie became the 21st coach of the Kentucky Wildcats on April 6, 2007.

He continued his magic in his first season in Lexington. After starting out 6-7 in pre-conference action, the Wildcats caught fire and posted a 12-4 mark in league play, including wins over No. 3 Tennessee and No. 12 Vanderbilt resulting in Gillispie being named SEC co-Coach of the Year by league coaches. The honor marked the fifth straight season, Gillispie received his league's coach of the year award. The Cats in-conference heroics helped them secure their NCAA record 49th NCAA Tournament berth while keeping their string of 17 straight tournament appearances, the third-longest active streak, alive.

Prior to coming to Lexington, Gillispie spent three seasons as the head coach of the Texas A&M Aggies. While in College Station, the three-time Big 12 Coach of the Year, engineered one of the most amazing turnarounds in college basketball history, leading ESPN's Steve Lavin, among others, to christen him a "miracle worker."

In the 2006-07 season, Gillispie, who was a finalist for the 2007 Naismith National Coach of the Year, and Jim Phelan National Coach of the Year led the Aggies to a school record 27-7 record which included a school best No. 3 seed in the NCAA's, in which they advanced to the Sweet 16 for the first time since 1980.

In addition to leading the Aggies to a final No. 9 ranking in 2007, he led A&M to a top 10 ranking in both polls for 11 straight weeks. Before the 2007 season, the last time A&M was ranked in the top 10 in either poll was Jan. 3, 1979, when the Aggies were ranked 10th by the AP. The only other time A&M was ranked in the top 10 was a four-week run in the AP poll in 1959-60. That team was ranked No. 8 one week and 10th the following three weeks.

In Gillispie's first season in College Station in 2004-05, the Aggies were picked to finish last in the rugged Big 12, but shot out to a perfect 11-0 start and went on to finish 21-10, earning accolades as the country's most improved team. Gillispie became the only coach in history to lead the most improved team in consecutive seasons.

Even more impressive, A&M went 8-8 in Big

THE GILLISPIE FILE

Personal

Birth Date: November 7, 1959
Hometown: Grafrod, Texas
Parents: Clyde and Winifred "Wimpy" Gillispie
Date Hired at UK: April 6, 2007

Education

High School: Grafrod High School, 1978
College: Texas State, 1983
 • Bachelor's Degree in Education
 Ranger (Texas) Junior College
 • Two-sport athlete in basketball and baseball

Coaching Career:

Texas State, graduate assistant	1982-85
Killeen (Texas) HS, assistant coach	1985-87
Copperas Cove (Texas) HS, head coach	1987-88
New Braunfels (Texas) Canyon HS, head coach.....	1988-90
Killeen (Texas) Ellison HS, head coach	1990-93
South Plains JC, assistant coach/recruiting coordinator	1993-94
Baylor, assistant coach/recruiting coordinator	1994-97
Tulsa, assistant coach	1997-00
Illinois, assistant coach, recruiting coordinator	2000-02

UTER, head coach

2002-03	6-24
2003-04	(NCAA, 0-1) 24-8
Totals	30-32

Texas A&M, head coach

2004-05	(NIT) 21-10
2005-06	(NCAA, 1-1) 22-9
2006-07	(NCAA, 2-1) 27-7
Totals	70-26

Kentucky, head coach

2007-08	(NCAA, 0-1) 18-13
Totals	18-13

12 play, including victories against No. 9-ranked Texas and No. 25-ranked Texas Tech, to become only the third college team ever to finish .500 in league play after going winless the previous season. The Aggies won two games in the National Invitation Tournament, A&M's first postseason appearance in 11 years.

The following season in 2005-06, A&M finished 22-9 and placed fourth in the Big 12 with a 10-6 mark, its best finish in the league's 10-year history. In addition, A&M advanced to the NCAA Tournament for the first time in 19 years.

But Gillispie was not finished yet as the Aggies pulled off a stunning first-round upset of national

power Syracuse, then took LSU to the wire in the second round before losing on a three-point basket in the final seconds. The Tigers went on to the Final Four.

Gillispie was honored as Big 12 Coach of the Year by several major newspapers and was selected Texas College Coach of the Year by the TABC.

A native of the tiny West Texas town of Grafrod, Gillispie began his Division I career at Baylor in the mid-1990s. He went on to successful assistant coaching stints at Tulsa and Illinois before becoming UTEP's head coach in 2002.

The Miners finished 6-24 in his first season, but went 24-8 and advanced to the NCAA Tournament in 2004, an incredible 18-win improvement that ranks among the best in history. As a result, Gillispie was named district coach of the year by the USBWA, Texas coach of the year by the TABC, and was a finalist for national coach of the year honors.

The Miners captured the 2004 Western Athletic Conference title, its first in 12 years, after being picked to finish ninth in the preseason poll. UTEP became only the third WAC team in history — and the first in 35 years — to win a league title after finishing last the previous year. In the exhibition season, the Miners ended the Harlem Globetrotters' 288-game winning streak with an 89-88 victory.

The Miners completed a 16-1 home ledger and built a huge following in El Paso, averaging 10,282 fans per game and ranking first in the NCAA in increased attendance. UTEP had eight sellout crowds of more than 12,000.

A tireless worker, the 48-year-old Gillispie has built a deserved reputation as one of the country's best recruiters. His prowess was reflected in his first recruiting class at UTEP, which featured a pair of first-team junior college All-Americans — Filiberto Rivera and Omar Thomas — and earned a top 25 ranking.

Rivera was the 2003 national junior college player of the year, while Thomas was the all-time leading scorer in junior college basketball and was the only JUCO player ever to score 2,000 points with 1,000 rebounds.

At A&M, Gillispie signed three straight top-25 recruiting classes.

Prior to being hired at UTEP in 2002, Gillispie served eight years as an assistant coach at Baylor, Tulsa and Illinois. He was a member of Bill Self's staffs at Tulsa from 1997-00 and at Illinois from 2000-02. Self is now the head coach at Kansas.

Gillispie was part of a coaching unit that recorded 85 wins over three years, the second-highest total in the nation in that period, and captured four consecutive conference championships — two in the Big Ten and two in the Western Athletic Conference.

When the WAC title at UTEP is included, Gillispie was a part of conference championship teams

in five of six years, a record matched by few others.

In addition, Gillispie was a member of the only coaching staff in NCAA history to lead two different schools to the Elite Eight in successive seasons — Tulsa in 2000 and Illinois in 2001.

Tulsa registered a 32-5 mark in 1999-00 and Illinois fashioned a composite mark of 53-17 in 2000-01 and 2001-02, winning back-to-back Big Ten titles for the first time in 50 years. The Illinois staff became the first since 1913 to win Big Ten titles in each of its first two seasons in the league. Illinois advanced to the Sweet 16 in the 2002 NCAA Tournament.

Tulsa earned a No. 9 national ranking in the final coaches' poll in 2000, while Illinois was rated No. 6 in 2001 and No. 11 in 2002.

His efforts on the recruiting trail helped Illinois land one of the nation's top 10 classes in 2002, featuring All-American Dee Brown, James Augustine, Aaron Spears, Deron Williams and Kyle Wilson.

Gillispie was the top assistant and recruiting coordinator at Baylor from 1994-97 under head coach Harry Miller. The Bears notched 18 victories in 1996-97 after consecutive nine-win seasons the previous two years. Baylor's 1996 recruiting class was ranked as high as No. 6 in the country.

A 1983 graduate of Southwest Texas State with a bachelor's degree in Education, Gillispie got his start in coaching as a graduate assistant at his alma mater from 1982-85.

From 1987-93, Gillispie served as head coach at three different high schools in Texas — Copperas Cove, New Braunfels Canyon and Killeen Ellison. His last prep team at Killeen Ellison recorded a 32-6 record in 1992-93 and set school records for winning percentage and points scored while finishing the year ranked No. 4 in the state.

Gillispie joined the JUCO ranks from 1993-94 as an assistant and recruiting coordinator at South Plains Junior College in Levelland, Texas.

Born in Abilene on Nov. 7, 1959, Gillispie was the middle of five children and the only boy. When he was in second grade, the family moved to Grafrod (pop. 578), located 65 miles northwest of Fort Worth.

He played point guard at Grafrod High School and was a two-sport athlete in basketball and baseball at Ranger (Texas) Junior College from 1978-80.

Gillispie attended Sam Houston State for one year, where he was a student assistant under coach Bob Derryberry, then transferred to Texas State, where he served three years as a graduate assistant for Derryberry. He received a degree in education from Texas State in 1983.

Gillispie is a member of the NABC, TABC, Texas High School Coaches Association and the Fellowship of Christian Athletes.

GILLISPIE BY SEASON

1982-83	Southwest Texas State, Grad. Asst. Coach.....	18-10
1983-84	Southwest Texas State, Grad. Asst. Coach.....	14-12
1984-85	Southwest Texas State, Grad. Asst. Coach.....	6-20
1985-86	Killeen (TX) HS, Asst. Coach	20-9 (playoffs)
1986-87	Killeen (TX) HS, Asst. Coach	30-6 (playoffs)
1987-88	Copperas Cove (TX) HS, Head Coach	15-15
1988-89	New Braunfels (TX) Canyon HS, Head Coach	15-15
1989-90	New Braunfels (TX) Canyon HS, Head Coach	18-13
1990-91	Killeen (TX) Ellison HS, Head Coach	13-18
1991-92	Killeen (TX) Ellison HS, Head Coach	21-11
1992-93	Killeen (TX) Ellison HS, Head Coach	32-6 (final four)
1993-94	South Plains JC, Asst. Coach/Rec. Coord.	20-9 (playoffs)
1994-95	Baylor, Asst. Coach/Rec. Coord.	9-19
1995-96	Baylor, Asst. Coach/Rec. Coord.	9-18
1996-97	Baylor, Asst. Coach/Rec. Coord.	18-12
1997-98	Tulsa, Asst. Coach	19-12
1998-99	Tulsa, Asst. Coach	23-10 (NCAA)
1999-00	Tulsa, Asst. Coach	32-5 (NCAA)
2000-01	Illinois, Asst. Coach/Rec. Coord.	27-8 (NCAA)
2001-02	Illinois, Asst. Coach/Rec. Coord.	26-9 (NCAA)
2002-03	UTEP, Head Coach	6-24
2003-04	UTEP, Head Coach	24-8 (NCAA)
2004-05	Texas A&M, Head Coach.....	21-10 (NIT)
2005-06	Texas A&M, Head Coach.....	22-9 (NCAA)
2006-07	Texas A&M, Head Coach.....	27-7 (NCAA)
2007-08	Kentucky, Head Coach.....	18-13 (NCAA)

GILLISPIE GAME-BY-GAME

2002-03 UTEP

Overall: 6-24

Conference: 3-15

N. M. Highlands	W	75-66
Alcorn State	L	67-53
Texas Tech	L	83-60
at Houston	L	56-47
New Mexico State	L	78-65
at New Mexico St.	L	80-58
Tennessee State	W	91-72
*Columbia	L	55-54
*Air Force	L	63-45
Hawaii	L	64-52
San Jose State	W	80-68
at Nevada	L	78-66
at Fresno State	L	84-58
Tulsa	L	79-65
Rice	L	91-63
Boise State	W(ot)	85-78
at SMU	L	80-56
at Louisiana Tech	L	73-57
Fresno State	L	76-63

Nevada	L	71-64
at Rice	L	72-66
Texas A&M-CC	L	77-72
at Boise State	L	69-52
Louisiana Tech	W	75-57
SMU	L	65-53
at San Jose State	L(ot)	74-73
at Hawaii	L	77-63
#vs. San Jose State	W	86-80
#at Tulsa	L	81-47
*Sierra Providence SunClassic (El Paso)		
#Williams WAC Tournament (Tulsa, Okla.)		

2003-04 UTEP

Overall: 24-8

Conference: 13-5

UT-Permian Basin	W	109-49
Sul Ross	W	98-76
Portland State	W	70-57
at Texas Tech	L	70-57

at New Mexico State	W	83-74
Houston	W	88-61
New Mexico State	W	85-60
Arkansas-Pine Bluff	W	103-60
*Mississippi Valley St.	W	84-63
*Rutgers	W	94-68
Boise State	L	98-94
at Tulsa	W	59-56
at Rice	L	84-68
Nevada	W	79-76
Fresno State	W	72-58
at Hawaii	L	85-63
at San Jose State	W	82-72
SMU	W	88-62
Louisiana Tech	W	71-68
Rice	W	105-62
Tulsa	W	78-66
at Fresno State	W	58-55
at Nevada	L	92-63
San Jose State	W	65-52
Hawaii	W	71-62
at Louisiana Tech	W	76-65
at SMU	W	81-71

at Boise State	L	59-45
#vs. Louisiana Tech	W	62-55
#vs. Boise State	W	85-73
#at Nevada	L	66-60
\$vs. Maryland (#21)	L	86-83
*Sierra Providence SunClassic (El Paso)		
#WAC Tournament (Fresno, Calif.)		
\$NCAA Tournament (Denver, Colo.)		

2004-05 Texas

A&M

Overall: 21-10

Conference: 8-8

North Carolina A&T	W	89-56
Trinity	W	67-48
UT-Permian Basin	W	98-36
Oakland	W	81-63
Prairie View A&M	W	82-40
Alabama A&M	W	71-68
Louisiana-Monroe	W	78-36
Chicago State	W	90-70
Grambling State	W	97-66
Houston	W	93-80
at Penn State	W	62-60
at Kansas (#2)	L	65-60
Texas (#9)	W	74-63
at Texas Tech	L	70-56
Oklahoma (#18)	L	70-54
Kansas State	W	65-51
at Nebraska	L	77-67
Baylor	W	74-62
at Oklahoma (#14)	L	69-65
Missouri	W	91-63
Oklahoma State (#10)	L	66-59
at Texas	L	75-40
at Colorado	W	92-77
Iowa State	W	75-59
Texas Tech (#25)	W	85-63
at Oklahoma St. (#8)	L	67-63
at Baylor	W	84-76
#vs. Kansas State	L	68-62
Clemson	W	82-74
*at DePaul	W	75-72
*St. Joseph's	L	58-51

*National Invitation Tournament (NIT)

#Big 12 Tournament (Kansas City)

2005-06 Texas

A&M

Overall: 22-9

Conference: 10-6

Southern	W	88-44
Miss. Valley St.	W	84-53
Tulane	W	83-57
Penn State	W	60-55
North Texas	W	72-70
Grambling St.	W	101-71
Savannah St.	W	67-34
Auburn	W	72-67
Texas Southern	W	81-56
Northwestern St.	W	73-61
at Pacific	L	63-56
Texas Tech	W	63-55
at Oklahoma State	L	79-77
Oklahoma (#22)	L	45-44
at Kansas State	L	58-54
at Iowa State	W(ot)	86-81
Kansas	L	83-73
Baylor	W	72-70
at Oklahoma (#18)	L	71-63
at Texas (#7)	L	83-70
Colorado (#25)	W	61-58
Oklahoma State	W	46-44
at Baylor	W	64-60
at Missouri	W	54-51
Nebraska	W	66-55
Texas (#6)	W	46-43
at Texas Tech	W	75-59
#vs. Colorado	W	86-53
#vs. Texas (#8)	L	74-70
*vs. Syracuse (#21)	W	66-58
*vs. LSU (#18)	L	58-57

*NCAA Tournament (Jacksonville, Fla.)

#Big 12 Championship (Dallas)

2006-07 Texas

A&M

Overall: 27-7

Conference: 13-3

Prairie View A&M	W	81-49
*Lamar	W	94-60
*Louisiana Tech	W	75-59
*Saint Louis	W	69-33
Idaho State	W	74-44
Arkansas-Little Rock	W	75-35
Pacific	W	74-62
LSU (#9)	L	64-52
UCLA (#1)	L	65-62
Fordham	W	84-61
Jacksonville	W	97-58
at Auburn	W	87-58
Grambling State	W	101-27

Winthrop	W	71-51
Kansas State	W	69-65
at Baylor	W	61-51
at Colorado	W	87-69
Oklahoma State (#12)	W	67-49
at Texas Tech	L	70-68
Oklahoma	W	70-61
Iowa State	W	73-49
at Kansas (#6)	W	69-66
Texas (#25)	W	100-82
at Nebraska	W	66-55
Texas Tech	L	77-75
at Oklahoma	W	56-49
at Oklahoma State	W	66-46
Baylor	W	97-87
at Texas (#15)	L(2ot)	98-96
Missouri	W	94-78
^Oklahoma St.	L	57-56
%Penn	W	68-52
%Louisville (#16)	W	72-69
\$Memphis (#5)	L	65-64
*Metcalf Classic (College Station, Texas)		
^Phillips 66 Big 12 Championship (Oklahoma City)		
%NCAA First & Second Rounds (Lexington, Ky.)		
\$NCAA South Regional (San Antonio, Texas)		

2007-08 Kentucky

Overall: 18-13

Conference: 12-4

^Central Arkansas	W	67-40
^Gardner-Webb	L	84-68
Liberty	W	80-54
Texas Southern	W	83-35
Stony Brook	W	62-52
North Carolina (#1)	L	86-77
at Indiana (#15)	L	70-51
^vs. UAB	L	79-76
at Houston	L	83-69
Tennessee Tech	W	69-47
San Diego	W	81-72
Florida International	W	92-49
Louisville	L	89-75
Vanderbilt (#13)	W(2ot)	79-73
at Mississippi State	L	69-64
at Florida	Lot	81-70
Tennessee (#3)	W	72-66
South Carolina	W	78-70
at Georgia	W	63-58
at Auburn	W	66-63

Alabama	W	62-52
Vanderbilt (#24)	L	93-52
at LSU	W	67-63
Georgia	W	61-55
Arkansas	W	63-58
Ole Miss	W	58-54
at Tennessee (#1)	L	63-60
at South Carolina	W	71-63
Florida	W	75-70
³ Georgia	Lot	60-56
⁴ Marquette	L	74-66
¹ 2K Sports College Hoops Classic (Rupp Arena)		
² Freedom Hall (Louisville, Ky.)		
³ SEC Tournament (Atlanta, Ga.)		
⁴ NCAA Tournament (Anaheim, Calif.)		



Gilli i

Opponent	Overall	TAMU	UTEP
Air Force	0-1	--	0-1
Alabama A&M	1-0	1-0	--
Alcorn State	0-1	--	0-1
Arkansas-Little Rock	1-0	1-0	--
Arkansas-Pine Bluff	1-0	--	1-0
Auburn	2-0	2-0	--
Baylor	6-0	6-0	--
Boise State	2-3	--	2-3
Chicago State	1-0	1-0	--
Clemson	1-0	1-0	--
Colorado	4-0	4-0	--
Columbia	0-1	--	0-1
DePaul	1-0	1-0	--
Fordham	1-0	1-0	--
Fresno State	2-2	--	2-2
Grambling State	3-0	3-0	--
Hawaii	1-3	--	1-3
Houston	2-1	1-0	1-1
Idaho State	1-0	1-0	--
Iowa State	3-0	3-0	--
Jacksonville	1-0	1-0	--
Kansas	1-2	1-2	--
Kansas State	2-2	2-2	--
Lamar	1-0	1-0	--
Louisiana-Monroe	1-0	1-0	--
Louisville	1-0	1-0	--
LSU	0-2	0-2	--
Louisiana Tech	5-1	1-0	4-1
Maryland	0-1	--	0-1
Memphis	0-1	0-1	--
Mississippi Valley St.	2-0	1-0	1-0
Missouri	3-0	3-0	--
Nebraska	2-1	2-1	--
Nevada	1-4	1-4	--
New Mexico Highlands	1-0	--	1-0

Opponent	Overall	TAMU	UTEP
New Mexico State	2-2	--	2-2
North Carolina A&T	1-0	1-0	--
North Texas	1-0	1-0	--
Northwestern State	1-0	1-0	--
Oakland	1-0	1-0	--
Oklahoma	2-4	2-4	--
Oklahoma State	3-4	3-4	--
Pacific	1-1	1-1	--
Penn	1-0	1-0	--
Penn State	2-0	2-0	--
Portland State	1-0	--	1-0
Prairie View A&M	2-0	2-0	--
Rice	1-3	--	1-3
Rutgers	1-0	--	1-0
Saint Louis	1-0	1-0	--
San Jose State	4-1	--	4-1
Savannah State	1-0	1-0	--
Southern	1-0	1-0	--
SMU	2-2	--	2-2
St. Joseph's (Pa.)	0-1	0-1	--
Sul Ross	1-0	--	1-0
Syracuse	1-0	1-0	--
Tennessee State	1-0	--	1-0
Texas	3-4	3-4	--
TAMU-Corpus Christi	0-1	--	0-1
Texas-Permian Basin	2-0	--	1-0
Texas Southern	1-0	1-0	--
Texas Tech	3-5	3-3	0-2
Trinity	1-0	1-0	--
Tulane	1-0	1-0	--
Tulsa	2-3	0-1	2-2
UCLA	0-1	0-1	--
Winthrop	1-0	1-0	--
Totals	100-58	70-26	30-32



COACHING HONORS

2003-04 (UTEP) *Finalist, Naismith National Coach of the Year • Western Athletic Conference Coach of the Year • *TABC Texas College Coach of the Year
*USBWA District Coach of the Year

2004-05 (Texas A&M) *Finalist, Naismith National Coach of the Year • *Consensus Big 12 Coach of the Year • *USBWA District Coach of the Year • *NABC District Coach of the Year • *TABC Texas College Coach of the Year

2005-06 (Texas A&M) *TABC Texas College Coach of the Year • *Big 12 Coach of the Year: *Austin American-Statesman*; *The Dallas Morning News*; *San Antonio Express-News*; *Fort Worth Star-Telegram*

2006-07 (Texas A&M) *Finalist, Naismith National Coach of the Year • *Finalist, Jim Phelan National Coach of the Year • *Big 12 Coach of the Year (Coaches' poll)
• *NABC District 9 Coach of the Year

2007-08 (Kentucky) SEC Coach of the Year (Coaches)

MISCELLANEOUS STATS

Overall Record.....	118-71
Conference Record	59-41
Home Record	86-23
Road Record	23-35
Neutral Site Record	7-10
vs. Top 25 Teams	11-20
vs. Top 10 Teams	4-10
Scoring 100+ Points	6-0
Scoring 90+ Points	20-2
Opponent Scores Under 70.....	90-26



**JEREMY
Cox**

Mesa State, 1991

Jeremy Cox is in his second year at Kentucky, after serving under Gillispie as an assistant coach at Texas A&M in 2006-07 where he helped lead the Aggies to a spot in the Sweet 16, and a school best final ranking of ninth in both the Associated Press and Coaches' polls.

Prior to his time in College Station, he was the head coach at Arkansas-Fort Smith for three seasons, guiding the Lions to the 2006 national junior college championship while also being named the NJCAA Coach of the Year.

Cox began his coaching career as a graduate assistant coach at the University of Wyoming (1991-92) and later was an assistant at the University of Texas-San Antonio for four seasons (1993-97).

As a part of former Lions coach Doc Sadler's staff at Arkansas-Fort Smith in 2002-03, Cox helped the Lions to a 20-8 finish and the Bi-State Conference East Division title. He was promoted to head coach the next season after Sadler became an assistant coach on Billy Gillispie's staff at University of Texas-El Paso. Sadler was later promoted to head coach at UTEP after Gillispie was hired at Texas A&M.

As head coach, Cox guided the Lions to an 84-17 record, three consecutive 20-win seasons and two Bi-State Conference East Division championships.

In the 2006 season, UAFS was the unanimous preseason No. 1-ranked team in the nation for the first time in recent history and won its first NJCAA Region II championship since 2002 and its first national championship since 1981.

Cox arrived in Fort Smith after serving four years (1998-99 through 2001-02) as head coach at Garden City College (Kan.), where his teams amassed a 93-36 slate (.721 winning percentage). He got his first head

The Cox File

Coaching Career

Wyoming, Graduate Assistant	1991-92
Paris (Texas), Assistant Coach	1992-93
Texas-San Antonio, Assistant Coach	1993-97
North Dakota State, Head Coach	1997-98
Garden City (Kan.), Head Coach	1998-02
Arkansas-Fort Smith, Assistant Coach	2002-03
Arkansas-Fort Smith, Head Coach	2003-06
Texas A&M, Assistant Coach	2006-07
Kentucky,	2007-08

coaching position at North Dakota State College of Science, where he led his team in 1997-98 to a 19-9 record, the NJCAA Region XIII championship, and was tagged 1998 NJCAA Region XIII Coach of the Year for his efforts.

In eight years as a head coach, Cox's teams compiled a 197-62 record.

Cox got his coaching start as an assistant at the University of Wyoming during the 1991-92 season and saw three Cowboys from that squad go on to play in the NBA, including Tim Breaux, Theo Ratliff and Reggie Slater. Following a stint as an assistant at Paris College (Texas) in 1992-93, Cox spent four years (1993-94 through 1996-97) on the sidelines as an assistant at the University of Texas at San Antonio.

Cox graduated cum laude in 1991 from Mesa State College (Colo.) and received his master's degree in sports management from the United States Sports Academy (Ala.) in 1999. He and his wife, Cindy, have a son (Austin, 15) and daughter (Kaili, 9).



**GLYNN
CYPRIEN**

Texas-San Antonio, 2004

Glynn Cyprien, in his second season in Lexington, is no stranger to the SEC or the state of Kentucky, having served as an assistant coach at Arkansas in the 2006-07 season and an associate head coach at Western Kentucky in 1995.

Prior to his stop in Fayetteville, Cyprien was an associate head coach at New Mexico State where he helped the Aggies improve from 6-24 in 2005 to 16-14 in 2006, the second-best turnaround in the country that season.

Before going to New Mexico State, Cyprien served as an assistant coach under Eddie Sutton at Oklahoma State from 2000-2004. In his four seasons at OSU, the Cowboys were a combined 97-32. All four teams earned NCAA Tournament bids with the 2004 squad going 31-4 and reaching the Final Four. The 2003 club was 23-10 and reached the second round of the tournament. The 2002 team went 23-9 and lost to Stan Heath's Kent State club in the first round. The 2001 team was 20-10.

Prior to working at OSU, the New Orleans, La., native was associate head coach at UNLV for five years from 1996-2000 where he oversaw UNLV's recruiting. UNLV's 1997 recruiting class was rated best in the nation by The Sporting News and Basketball Times, and the 1999 class second-best by Hoop Scoop. While at UNLV, the '96 club was 10-16, but the Rebels were in the post-season each of the next four years. The 1997 team was 22-10 and lost at Arkansas in the first round of the NIT. The '98 team was 20-13 and earned an NCAA Tournament bid, the '99 club went 16-13 and played in the NIT, and the 2000 Rebels were 23-8 and played in the NCAA Tournament.

In 1995, he was associate head coach at Western Kentucky when the Hilltoppers won Sun Belt Conference regular-season and tournament titles, advanced to the second

The Cyprien File

Coaching Career

Louisiana Junior Olympic Team, Head Coach1987
Texas-San Antonio, Asst. Coach1987-90
Lamar, Assistant Coach1990-91
Jacksonville, Associate Head Coach1991-94
Western Kentucky, Associate Head Coach1994-95
UNLV, Associate Head Coach1995-20
Oklahoma State, Assistant Coach2000-04
New Mexico State, Associate Head Coach2005-06
Arkansas, Assistant Coach2006-07
Kentucky, Assistant Coach2007-08

round of the NCAA Tournament and ended the year ranked No. 21 with a 27-4 record. WKU's .871 winning percentage was second-best in the nation that season while the recruiting class was ranked No. 10.

Cyprien was also associate head coach at Jacksonville University from 1991-94. The Dolphins recorded the most improved winning percentage in the nation, going from .222 (6-21) to .607 (17-11).

A former assistant at Lamar and Texas-San Antonio, he helped Lamar improve from 7-20 to 15-12 in 1991. At UTSA, he helped the Roadrunners earn their first ever bid to the NCAA Tournament in 1988 (22-9) and followed with records of 21-8 in 1989 and 22-7 in 1990.

Cyprien lettered two seasons as a player at Southern University-New Orleans. In 2004, he earned his bachelor's degree in physical education from Texas-San Antonio.

He has been a member of the National Association of Basketball Coaches (NABC) for 19 years and the Black Coaches Association (BCA) for 14 years.

Cyprien is married to the former Monique Bouldin and they are the parents of Asia (14) and Karter (6).



TRACY WEBSTER

Wisconsin, 1995

A native of Harvey, Ill., Webster is in his second season with the Wildcats. Webster came to Kentucky following a three-year run as an assistant coach at Illinois after serving as an assistant at Purdue in 2003-04.

Prior to coaching in the Big Ten Conference, Webster spent three seasons as an assistant at Ball State from 2001-03. While in Muncie, Ind., he helped Ball State to the school's first outright Mid-American Conference West Division Championships and the Elite Eight of the National Invitational Tournament in 2002.

Webster was a three-year letterwinner and three-time team captain at the University of Wisconsin from 1992-94. He was team MVP and earned second-team All-Big Ten honors in 1992, was a third-team all-conference pick in '93 and earned honorable mention honors in '94.

Webster is the Wisconsin school record holder for career assists (501) and ranks second in career steals (183). He also stands 12th on the Badgers' career scoring chart with 1,264 points. He owns two Wisconsin season records, setting marks for 3-point percentage (.490 in 1991-92) and assists (179 in 1992-93).

The Webster File

Coaching Career

Verona (Wis.) High School, Assistant Coach	1997-98
University of Wis.-Parkside, Assistant Coach	1998-99
Ball State University, Assistant Coach	2001-03
Purdue University, Assistant Coach	2003-04
University of Illinois, Assistant Coach	2004-07
Kentucky, Assistant Coach	2007-08

After wrapping up his playing career, Webster served as the coordinator of community outreach programs at Wisconsin from 1994-97.

He began his coaching career as the head freshman and varsity assistant coach at Verona High School in Wisconsin from 1997-98. He then served as an assistant at the Division II level at Wisconsin-Parkside during the 1998-99 season.

Prior to his tenure at Ball State, Webster spent 1999-2000 as the director of Webster Extramural Basketball Productions and as a care coordinator at Willowglen Academy in Milwaukee.

Webster earned his bachelor's degree from Wisconsin in 1995. He is married to the former Shenetta Richardson.



TIM ASHER

Basketball Video
Coordinator (7th Season)

Tim Asher is in his seventh year as the Wildcats' Basketball Video Coordinator after serving the 12 previous seasons as the team's traveling videographer. In addition, he has worked on the UK football team video staff for the past 21 years. In his role, Asher oversees all of the basketball program's video needs, including maintaining the Wildcats' sophisticated editing system. He was heavily involved in the design & integration of video throughout the Joe Craft Center.

Asher, 48, started his own company, Idle Minds Productions, in 1987, which provides video services for various networks, documentaries and commercials. He's been employed as a free-lance trainer and demo artist on non-linear video systems for Sony Corporation since 1995, served as a field production specialist for WLEX-TV and as a producer/director then production manager for WDKY-TV.

Asher earned his bachelor's degree in communications from Morehead State University. A native of Olive Hill, Ky., he and his wife Cindy have a 10-year-old daughter, Laura.



JEFF BERGSTROM

(2nd Season)

Jeff Bergstrom enters his second season as a member of the UK basketball administrative staff.

His primary responsibilities include film exchange, film preparation and he acts as a liaison to the video department.

A 2007 graduate of Iowa State with a degree in Finance, Bergstrom was a walk-on with the Cyclone basketball program from 2003-07 playing under the tutelage of Coaches Wayne Morgan and Greg McDermott.

During his playing career, Bergstrom enjoyed a trip to the 2004 NIT Final Four and the second round of the 2005 NCAA Tournament. He won the Pete Taylor Mr. Hustle award his first three years on the squad and was named first team Academic All-Big 12 in his senior season.

All four years at Iowa State, Bergstrom was on the All-Big 12 Commissioner's Academic list as well as being an Iowa State scholar.

Originally from Houston, Texas, Bergstrom graduated from Kingwood High School in Houston where he helped lead his team to the Class 5A regional semifinals his senior year.



ALVIN BROOKS

Director of Operations
(2nd Season)

Former Texas A&M assistant coach and University of Houston head coach, and current Director of Operations, Alvin Brooks is in his second season with the Kentucky basketball program.

Brooks, a three-year assistant at Texas A&M under coach Billy Gillispie, was also on Gillispie's staff at UTEP in 2003-04. Brooks has helped Gillispie engineer two of the best single-season turnarounds in college basketball history.

The Miners went 24-8 in 2003-04, won a share of the Western Athletic Conference championship and advanced to the NCAA Tournament for the first time in 12 years.

Brooks, 49, served as head coach at Houston from 1993-1998. The Cougars went 17-10 and placed second in the Southwest Conference in 1996. Houston posted wins over No. 3-ranked Memphis and No. 19 Tulsa in his tenure.

Brooks has 27 years of college coaching experience and has been affiliated with 16 postseason tournament teams as a coach and player. He has tutored 12 players who went on to play in the NBA.

A 1992 graduate of Lamar, he was a two-year letterwinner for the Cardinals (1979-81), averaging 10.4 points and 6.9 assists per game in his career.

He earned second-team All-Southland Conference honors in 1981 and was the starting point guard on the 1980 team that reached the Sweet 16 in the NCAA Tournament. He was drafted by the San Antonio Spurs in 1981.

In the late 1970s, Brooks was a standout player at powerful Wheatley High School in Houston, where he averaged 25.9 points and nine assists per game and earned all-city recognition.

Brooks and his wife, Richelle, have five children -- Alvin III, Andree, Vincent, Julian and Casey. Alvin III is an assistant basketball coach at Bradley University.



TODD FORCIER

Strength & Conditioning
(2nd Season)

Todd Forcier enters his second year as the head strength and conditioning coach for the Kentucky men's basketball program.

Forcier came to UK after spending five seasons at Syracuse, where he was the strength and conditioning coach for the 2003 National Champion men's basketball program. Additionally, he worked with the women's basketball, men's soccer, women's rowing and women's volleyball teams while at Syracuse.

"Kentucky is fortunate to be able to attract the very best, and Todd Forcier is one of the very best in the business," head coach Billy Gillispie said of Forcier. "Todd has helped his players achieve a great deal while also making sure they are physically prepared for any professional opportunities they may have when they leave school. We're excited to have him at UK."

Prior to his time with the Orange, Forcier served as the basketball strength coach at Dayton for four years. He also spent a year (1997-98) as assistant strength coach at UNLV and three years (1993-96) as assistant strength coach with the NBA's Seattle SuperSonics.

Forcier is a licensed massage therapist (LMT), Certified Strength and Conditioning Specialist (CSCS) and Performance Enhancement Specialist (PES).

The Rainier, Washington native graduated from Washington State in 1999 with a degree in kinesiology.

His brother, Chad, is an assistant coach for the NBA's San Antonio Spurs, while his sister, Jade Hayes, is the girl's basketball coach at Bellevue Christian High School in Bellevue, Washington.

Forcier and his wife Shannon have a daughter, Emma Jean.



ERIC FRY

Head Athletic Trainer
(2nd Season)

Eric Fry enters in his second season with the Kentucky basketball program after serving as an assistant athletic trainer for three years with the Colorado men's basketball and football teams. Prior to his time at Colorado, Fry spent two years at the University of Denver overseeing the volleyball, men's lacrosse, and men's and women's ski teams.

Fry was a graduate assistant athletic trainer for the University of Wisconsin before joining the Pioneer athletic training staff. He worked primarily with the Badger men's and women's swimming and diving teams along with the men's and women's soccer teams. He traveled to Europe with the women's soccer team just before moving to Denver in 2002.

He completed his undergraduate studies at Purdue University in 2000 and received a bachelor's degree in athletic training followed by earning a master's degree in Higher Education Administration in May of 2002. While at Purdue he worked as a student athletic trainer with the football, baseball, and basketball teams. During his time there he had the opportunity to work as an intern athletic trainer with the Kenai Peninsula Oilers, a summer baseball team located in Kenai, Alaska.

Fry is a certified member of the National Athletic Trainers' Association and College Athletic Trainers' Society. Fry volunteers for the U.S. Olympic Committee's Sports Medicine Department and was in Bangkok, Thailand for the 2007 World University Games as the athletic trainer for the U.S. Tae Kwon Do and golf teams.



LOGAN LEE

(1st Season)

Logan Lee is in his inaugural season with the Kentucky basketball program. However, it is not his first experience with UK head coach Billy Gillispie.

The San Antonio, Texas native finished his collegiate playing career at Texas A&M under Gillispie, where the Aggies tallied a 70-19 record with Lee as a walk-on.

Upon graduating from John Marshall High School in San Antonio, Lee attended South Plains College where he started 33 of 34 games his freshman season. He was named team offensive Player of the Year and team MVP while leading the Texans to the WJCAC Conference championship as well as the NJCAA Region V Championship.

Lee transferred to Hawaii for his sophomore season where started 26 games and led the team in assists while helping the Warriors to a third round appearance in the 2004 NIT.

After a year away, it was time for Lee to return to the Lonestar State where he walked on for Gillispie and A&M.

After graduating with a degree in Agricultural Leadership and Development in 2006, Lee stayed on with Texas A&M basketball where he worked as an Administrative Assistant in the 2007-08 season.

He earned a Master of Sciences degree from A&M in 2008 and then made the trek north to Lexington to rejoin his old college coach. As a member of Gillispie's staff, Lee assists with administrative responsibilities, academic achievements for the players, as well as off-court player development.



LEON SMITH

(8th Season)

Leon Smith is in his eighth season at his alma mater and his third as the Assistant Athletics Director. Smith serves primarily as the team administrator. His duties include managing and overseeing the annual budget, supervising all non-coaching staff and office supervisor, coordinating and negotiating all team travel, serving as staff liaison with all other departments and coordinating and directing any special projects assigned by the head coach and the athletic director. He also shares the responsibility of all on-campus recruiting.

Prior to returning to Lexington, Smith spent two years as an Assistant Director of Championships for the National Collegiate Athletic Association, overseeing management of several NCAA Division I, II and III Championships and serving as the national office liaison to those championship committees. Before joining the NCAA, he worked one year for USA Basketball, serving as the assistant director for men's programs. His duties included organizing men's national team trials, coordinating squad travel, serving as liaison to several committees and handling all arrangements for various collegiate and high school teams that were selected to compete internationally by USA Basketball.

As a Wildcat, the Louisville native lettered three seasons as a wide receiver for the UK football team (1993-95). His best season was his junior year when he led the team in receiving with 27 catches for 375 yards. Smith received numerous awards, including the CFA and "SEC Good Works Team" honors. At Trinity High School, he was a three-year starter in football during the team's state-record 50 consecutive victories, which included three Class 4A State Championships during his career.

Smith graduated from UK in 1995, and graduated from the NCAA Leadership Institute for Ethnic Minority Males last year. He has an 11-year-old son, Tucker, and married the former Margaret Ekins. The couple gave birth to Margaret Elise Smith on September 5.



CHRIS WALKER

(2nd Season)

Chris Walker enters his second season with the Kentucky basketball program.

In addition to day-to-day administrative responsibilities, Walker assists players with academic responsibilities, coordinates scouting and film preparation and acts as the liaison to the video department.

A two-year letterman at Texas A&M, Walker's association with coach Billy Gillispie is one for the ages. The night before Gillispie was hired as Texas A&M's basketball coach, prior to the 2004-05 season, Chris Walker's team won the school's intramural championship; a year later he was starting in the Big 12 Conference for the new coach. He walked-on to the team in the fall and quickly gained Gillispie's attention with his grit and determination.

Walker played in 31 games, starting in 26 — including 15 Big 12 games. He averaged 4.5 points and 3.1 rebounds, despite being a 6-5 forward in a league of talented giants. Consequently, he was named to the Big 12 All-Bench and All-Walkon Teams by The Daily Oklahoman.

Along the way, he earned his degree in computer science, graduating magna cum laude in December of 2005 with a 3.7 GPA.

Walker did not play organized basketball for two years after playing the 2001-02 season at UT-Dallas, a Division III school where he was named the conference's Freshman of the Year. He averaged 11.9 points and 5.3 rebounds and earned a spot on the Freshman All-America Team. He was a second-team all-region pick as a senior at Grapevine High School and was named the district's offensive player of the year.



PETER WARDEN

(2nd Season)

Peter Warden is in his second season with the Kentucky basketball program, working with internal operations.

Warden spent five seasons at Texas A&M as a student manager, including two years as head manager prior to serving the 2006-07 season on Gillispie's administrative staff at Texas A&M.

He has served as an administrator for three foreign summer tours with Athletes in Action. AIA toured Australia in 2007 and played in the William Jones Cup in Taiwan in 2006. AIA also toured East Asia in 2005. The American team captured the Jones Cup in 2006.

A native of Houston, Texas, Warden received his undergraduate and master's degree in accounting from A&M's prestigious Professional Program in Accounting (PPA) in 2006. He was named the 2006 Outstanding PPA Student. In 2005, Warden spent a 10-week internship with the accounting firm BDO Seidman.

In high school, Warden attended Second Baptist and helped the school win TAPPS Class 4A state basketball and football championships. He also was a cross country runner and earned all-district honors as a distance runner in track.

Warden was co-founder of TXPrivatesports.com, a website devoted to coverage of private high school sports.

At A&M, he was active in Breakaway Ministries for five years and served the organization as an intern in 2005-06.



2008-09 Kentucky Medical Staff

(From left) Dr. James Jagger, Head athletic trainer Eric Fry, Dr. Scott Mair, Student athletic trainer Jeff Sturm.



2008-09 Managers

(Front from left) Peter Warden, Jeremy French, Luke Mason, Will Campbell, (Back from left) Chad Sanders, Craig Callihan, Will Herschelmann, Will Martin, Jerrel Howard



Linda Carmack
Men's Basketball



Terrance Commodore
Men's Basketball



John Hayden
Assistant Media Relations Contact



Meredith Nelson
Media Relations Office Coordinator



DeWayne Peevy
Associate AD/ Media Relations

GAMEDAY STAFF



Van Florence
Committee of 101 President



Patrick Whitmer
Public Address Announcer



Marcia Stone
Statistics Director



Kenny Bourne
Official Scorer



Donnie Adkins
Shot Clock



Mike Rogers
Scoreboard Operator

UK ATHLETICS MEDICAL TEAM



Christian Latterman, M.D.
Orthopaedic Team Physician



Darren Johnson, M.D.
Orthopaedic Team Physician



Scott Mair, M.D.
Orthopaedic Team Physician



James Jagger, M.D.
Head Team Physician



Rob Hosey, M.D.
Associate Head Team Physician



DR. LEE T. TODD, JR.

University President (Seventh Year)
Kentucky, 1968

Lee T. Todd, Jr. became the 11th president of the University of Kentucky on July 1, 2001, after serving as senior vice president of IBM's Lotus Development Corp. President Todd is the sixth UK alumnus to hold the presidency.

President Todd has concentrated his efforts and energies on helping his alma mater achieve a greater level of national prominence. He launched the University of Kentucky's Top 20 Business Plan in December 2005. The plan is a quantitative analysis highlighting what it will take for UK to achieve its state-mandated goal of building a Top 20 public research university. Widely hailed as the first business plan by a public university in the nation, UK's plan garnered widespread national attention. It has been featured by national media outlets and recognized by peer institutions, as several higher education leaders have visited UK's campus to learn more about the Business Plan approach.

He continues to champion UK's outreach efforts. President Todd launched a university-funded research program called the Commonwealth Collaboratives. The initiative features 36 of UK's top research teams, who are focused on solving the intrinsic problems that have held the state back from reaching its full potential. It is part of UK's effort to ensure that its research hits the ground in Kentucky and changes lives throughout the Commonwealth.

President Todd has spearheaded an effort to revitalize health care in Kentucky. In June 2006, UK unveiled the Commonwealth's Medical Campus of the Future, a multi-phased project aimed at providing Kentuckians with cutting-edge, 21st century health care. As part of the revamped academic medical campus, UK will construct a new, one million square foot University of Kentucky Albert B. Chandler Hospital and a new College of Pharmacy.

President Todd is currently a member of the Board of Directors and Vice Chair of the Executive Committee for the National

Association of State Universities and Land-Grant Colleges (NASULGC). He is President of the Southeastern Conference (SEC) Executive Committee. President Todd serves on the Equitable Resources Board of Directors and is chair of the Kentucky Council on Postsecondary Education's STEM (Science, Technology, Engineering, and Mathematics) Task Force. He is chair of the National Consortium for Continuous Improvement in Higher Education's (NCCI) Leveraging Excellence Award selection panel. President Todd also is a member of the Business Higher Education Forum and the Council on Competitiveness.

He is married to the former Patricia Brantley, a UK graduate who earned her master's degree from Simmons College in Boston. They have two adult children, UK graduates Troy and Kathryn.

UK BOARD OF TRUSTEES AND ATHLETIC BOARD

UK Board of Trustees

(as of July 14, 2008)

Mira S. Ball, Chair
Stephen P. Branscum, Vice Chair
Pamela Robinette May, Secretary
Edward Britt Brockman
Penelope A. Brown
Jo Hern Curriss
Dermontti F. Dawson
Ann Brand Haney
James F. Hardymon
Everett McCorvey
Billy Joe Miles
Tyler Montell
Sandy Bugie Patterson
Phillip R. Patton
Erwin Roberts
Charles R. Sachatello
C. Frank Shoop
JoEtta Y. Wickliffe
Russ Williams
Ernest J. Yanarella

UK Athletic Board

(as of July 1, 2008)

Charles W. Arnold
Frank Butler
Charles Cassis
Dermontti F. Dawson
Luther Deaton
Alan DeSantis
C. M. Gatton
Scott Kelley
Kathi Kern
Frank Shoop
Gerald Smith
William B. Sturgill
Kumble Subbaswamy
Patricia Terrell
Lee T. Todd, Jr.
Bruce Walcott

Emeritus Member

S. T. Roach



MITCH BARNHART

Director of Athletics (Seventh Year)
Ottawa University, 1981

Mitch Barnhart is in his seventh year as Director of Athletics for the University of Kentucky, having set a clear course for making Kentucky one of the top athletics programs in the country.

Hired July 15, 2002, Barnhart has made the desire for overall excellence the cornerstone of Wildcat Athletics. His decision to fully fund all 22 varsity sports has produced a wave of firsts in a number of programs, while also allowing UK to achieve at a consistently high level.

Numerous sports have reached never-before-seen levels of success. Baseball won the school's first-ever Southeastern Conference title in 2006, following in the SEC championship footsteps of women's tennis, men's golf and men's basketball from 2005. Four Wildcat coaches earned SEC Coach of the Year honors in 2005-06.

The women's soccer and rifle teams added league titles in 2006-07, with conference Coach of the Year honors going to Warren Lipka and Harry Mullins, respectively.

Perhaps the biggest on-field turnaround besides baseball has been in football, where Rich Brooks has led the Wildcats to back-to-back bowl wins (2006 and 2007) for the first time in more than 50 years. Barnhart's support of Brooks and his staff has manifested itself in a string of wins over traditional football powers, including a victory over top-ranked LSU in October 2007.

Financially, Barnhart instructed his staff to seek out new revenue streams, and that resulted in a record \$80 million multimedia rights agreement with Host Communications (now IMG College). The additional resources allow UK to continue its commitment to its student-athletes, a commitment Barnhart takes personally. Athletics spends \$1.5 million annually on its nationally-renowned CATS Academic Center

and each spring hosts the CATSPYs, an awards program designed to recognize the very best in UK Athletics.

Other initiatives begun under Barnhart's leadership include the Big Blue Caravan, which connects UK to its vast fan base, the UK Athletics Hall of Fame, which honors past greats across all sports, a revamping of UK's donor program that has resulted in record K Fund dollars, and a 10-year, \$10-million commitment to help fund the University's general scholarship program. UK also completed the Joe Craft Center, a \$30 million expansion of Memorial Coliseum that includes new practice and office space for a variety of sports.

Barnhart's connection to UK's student-athlete is evident by his personal interaction and commitment to provide all support services necessary to meet the needs of these students.

Barnhart arrived at Kentucky from Oregon State, where he served four successful years (1998-2002) as athletics director. Before his tenure at OSU, he worked at Tennessee for 12 years (1986-98); served as assistant executive director of the SMU Mustang Club (1983-86); regional director for the Duck Athletic Fund at Oregon (1983); and was an intern for the Aztec Athletic Foundation at San Diego State (1982-1983). Barnhart, 49, is a native of Kansas City, Kan. He received his bachelor degree from Ottawa University (Kansas) in 1981 and a masters in sports administration from Ohio University in 1982. He and his wife, the former Connie Brown, have three children, Kirby, 21, Blaire, 17, and Scott, 15.

A black and white photograph of two basketball players in white jerseys embracing on a court. The player on the right is looking towards the other player with a joyful expression, his mouth open as if shouting or cheering. The background is a blurred crowd of spectators.

48	49	51	58
78	96	98	

A pattern of
EXCELLENCE

2007-08
REVIEW

2007-08 Final Stats

#	Player	GP-CS	Min/Avg	FG-FGA	Pct	3FG-FGA	Pct	FT-FTA	Pct	I-REBOUNDS-I		PF-FO	A	TO	Blk	Stl	Pts/Avg
										Off-Def-Tot-Avg	Off-Def-Tot-Avg						
32	Crawford, Joe	30-22	1009/33.6	188-401	.469	63-173	.364	99-130	.762	31-78-109-3.6	81-2	64	83	5	17	538/17.9	
54	Patterson, Patrick	25-25	893/35.7	162-282	.574	0-3	.000	87-119	.731	71-121-192-7.7	69-4	43	52	31	21	411/16.4	
3	Bradley, Ramel	30-28	1052/35.1	139-330	.421	58-153	.379	142-171	.830	17-109-126-4.2	81-1	101	100	6	48	478/15.9	
23	Meeks, Jodie	11-5	255/23.2	27-88	.307	16-50	.320	27-34	.794	8-21-29-2.6	19-1	16	12	1	6	97/8.8	
1	Legion, Alex	6-2	105/17.5	15-36	.417	5-15	.333	5-9	.556	2-9-11-1.8	11-0	8	10	1	9	40/6.7	
21	Stevenson, Perry	31-2	756/24.4	69-120	.575	0-0	.000	45-58	.776	55-103-168-5.1	81-5	27	45	46	28	183/5.9	
34	Harris, Ramon	27-25	609/22.6	37-73	.507	9-25	.360	30-50	.600	24-70-94-3.5	50-2	32	50	14	26	113/4.2	
5	Jaspet, Derrick	20-6	588/29.4	29-68	.426	16-37	.432	9-25	.360	16-93-109-5.5	54-0	47	36	17	13	83/4.2	
20	Jaspet, Kerry	2-0	23/11.5	1-3	.333	1-2	.500	2-2	1.000	1-1-2-1.0	4-0	0	2	0	0	5/2.5	
15	Stewart, A.J.	22-2	189/8.6	20-35	.571	0-0	.000	6-13	.462	10-30-40-1.8	25-0	6	22	9	6	46/2.1	
13	Porter, Michael	25-9	385/15.4	15-49	.306	13-31	.419	7-8	.875	8-21-29-1.2	44-3	27	39	2	21	50/2.0	
42	Coury, Mark	31-29	331/10.7	26-60	.433	0-0	.000	9-18	.500	21-33-54-1.7	50-0	19	20	10	11	61/2.0	
43	Carter, Jared	12-0	46/3.8	4-7	.571	0-0	.000	2-2	1.000	1-7-8-0.7	10-0	2	6	4	0	10/0.8	
25	Williams, Morakinyo	5-0	30/6.0	2-6	.333	0-0	.000	0-0	.000	2-3-5-1.0	3-0	1	2	0	0	4/0.8	
12	Krebs, Mark	4-0	30/8	1-1	1.000	1-1	1.000	0-2	.000	0-1-1-0.3	0-0	0	0	1	0	3/0.8	
30	Perry, Dwight	8-0	17/2.1	0-3	1.000	0-2	.000	2-3	.667	0-0-0-0.0	0-0	0	1	0	0	2/0.3	
02	Scherbenske, Matt	3-0	4/1.3	0-3	.000	0-1	.000	0-0	.000	1-1-2-0.7	0-0	0	0	0	0	0/0.0	
04	Millis, Dusty	4-0	5/1.3	0-1	.000	0-0	.000	0-0	.000	0-0-0-0.0	2-0	2	0	0	0	0/0.0	
TM	TEAM.....									33-36-69-2.3	2	12					
	Total.....	31	735-1566	469	182-493	.369	472-644	.733	301-737-1038-33.5	586-18	395	490	149	206	2124/68.5		
	Opponents.....	31	671-1695	.396	184-565	.326	508-719	.707	377-613-990-31.9	587--	340	406	111	191	2034/65.6		

SCORE BY PERIODS:	1st	2nd	OT	OT2	Total
Kentucky	959	1136	22	7	2124
Opponents	891	1105	37	1	2034

DEADBALL REBOUNDS:	OFF	DEF	TOTAL
Kentucky	83	12	95
Opponents	109	6	115

2007-08 FINAL SEC STATS

-----TOTAL----- | -----3-PTS----- |-----REBOUNDS-----

#	Player	GP-CS	Min/Avg	FG-FGA	Pct	3FG-FGA	Pct	FT-FTA	Pct	Off-Def	Tot-Avg	PF-FO	A	TO	Blk	Stl	Pts/Avg			
32	Crawford, Joe	15-15	539/35.9	93-200	.465	35-86	.407	49-65	.754	15-36	51-3.4	36-0	30	41	1	9	270/18.0			
3	Bradley, Ramel	15-15	570/38.0	76-182	.418	26-77	.338	76-94	.809	11-62	73-4.9	38-0	56	59	0	28	254/16.9			
54	Patterson, Patrick	13-13	506/38.9	80-150	.533	0-1	.000	50-70	.714	36-59	95-7.3	33-1	21	22	14	6	210/16.2			
21	Stevenson, Perry	16-0	479/29.9	41-75	.547	0-0	.000	33-40	.825	33-63	96-6.0	54-4	15	23	36	16	115/7.2			
23	Meeks, Jodie	5-1	99/19.8	9-34	.265	5-19	.263	9-11	.818	4-8	12-2.4	7-1	8	5	1	1	32/6.4			
5	Jasper, Derrick	15-4	431/28.7	22-50	.440	13-26	.500	8-19	.421	11-66	77-5.1	40-0	31	30	13	9	65/4.3			
34	Harris, Ramon	16-16	367/22.9	22-42	.524	5-10	.500	16-27	.593	14-36	50-3.1	27-1	22	28	8	13	65/4.1			
42	Coury, Mark	16-16	127/7.9	9-25	.360	0-0	.000	6-11	.545	6-12	18-1.1	18-0	8	5	3	4	24/1.5			
13	Porter, Michael	11-0	98/8.9	4-10	.400	4-9	.444	1-2	.500	0-3	3-0.3	13-0	1	10	0	7	13/1.2			
15	Stewart, A.J.	11-0	52/4.7	5-9	.556	0-0	.000	1-4	.250	2-9	11-1.0	6-0	0	6	3	1	11/1.0			
43	Carter, Jared	5-0	5/1.0	1-1	1.000	0-0	.000	0-0	.000	0-0	0-0.0	4-0	0	0	0	0	2/0.4			
12	Krebs, Mark	3-0	2/0.7	0-0	.000	0-0	.000	0-2	.000	0-1	1-0.3	0-0	0	0	0	0	0/0.0			
TM TEAM.....											16-25-41-2.6								2	8
Total.....		16	362-778		.465	88-228		.386	249-345		.722	148-380-528-33.0		278-7	192	237	79	94	1061/66.3	
Opponents.....		16	369-902		.409	100-305		.328	213-313		.681	193-310-503-31.4		302--	178	187	71	83	1051/65.7	

SCORE BY PERIODS:

	1st	2nd	OT	OT2	Total
Kentucky	473	565	16	7	1061
Opponents	471	552	27	1	1051

DEADBALL REBS:

	OFF	DEF	TOTAL
Kentucky	51	6	57
Opponents	54	3	57

2007-08 TEAM HIGH & LOWS

KENTUCKY - GAME HIGHS

POINTS	92.....vs. Florida International (12/31/07)
	83.....vs. Texas Southern (11/24/07)
	80.....vs. Liberty (11/21/07)
	79.....vs. Vanderbilt (01/12/08)
	78.....vs. South Carolina (01/26/08)
FG MADE	33.....vs. Texas Southern (11/24/07)
	29.....vs. Liberty (11/21/07)
FG ATT.	62.....vs Gardner-Webb (11/07/07)
	60.....at Mississippi State (01/15/08)
FG PCT.	.667 (26-39).....at Auburn (02/06/08)
	.611 (33-54).....vs. Texas Southern (11/24/07)
3-PT FG	12.....vs. UAB (12/15/07)
	11.....vs. Florida International (12/31/07)
3-PT FG ATT	25.....vs. UAB (12/15/07)
	23.....vs. Florida (01/19/08)
3-PT FG PCT	.615 (8-13).....vs. South Carolina (01/26/08)
	.600 (6-10).....at Auburn (02/06/08)
FT MADE	31.....vs. Florida International (12/31/07)
	24.....vs. Tennessee (01/22/08)
	24.....vs. Vanderbilt (01/12/08)
FT ATT	40.....vs. Florida International (12/31/07)
	36.....vs. Vanderbilt (01/12/08)
FT PCT	1.000 (8-8).....vs. UAB (12/15/07)
	.917 (11-12).....at Mississippi State (01/15/08)
REBOUNDS	46.....vs. Tennessee Tech (12/22/07)
	45.....vs. Vanderbilt (01/12/08)
ASSISTS	21.....vs. Texas Southern (11/24/07)
	20.....vs. UAB (12/15/07)
STEALS	12.....vs. Vanderbilt (01/12/08)
	11.....vs. Stony Brook (11/27/07)
BLOCKS	11.....vs. Ole Miss (02/27/08)
	9.....vs. Tennessee (01/22/08)
TURNOVERS	24.....at Auburn (02/06/08)
	23.....vs. Vanderbilt (01/12/08)
	23.....vs. Stony Brook (11/27/08)
FOULS	31.....vs. Louisville (01/05/08)
	29.....at Florida (01/19/08)

OPPONENT - GAME HIGHS

POINTS	93.....at Vanderbilt (02/12/08)
	89.....vs. Louisville (01/05/08)
	86.....vs. North Carolina (12/01/07)
	84.....vs. Gardner-Webb (11/07/08)
	83.....at Houston (12/18/07)
FG MADE	31.....at Vanderbilt (02/12/08)
	28.....vs. South Carolina (01/26/08)
	28.....vs. UAB (12/15/07)
FG ATT	65.....vs. Georgia (02/19/08)
	65.....vs. South Carolina (01/26/08)
FG PCT	.554 (31-56).....at Vanderbilt (02/12/08)
	.531 (26-49).....vs. Gardner-Webb (11/07/07)
3-PT FG	12.....vs South Carolina (01/26/08)
	11.....at Houston (12/18/07)
3-PT FG ATT	30.....vs. South Carolina (01/26/08)
	29.....at Houston (12/18/07)
3-PT FG PCT	.563 (9-16).....vs. San Diego (12/29/07)
	.500 (7-14).....vs. North Carolina (12/01/07)
	.500 (5-10).....at Florida (01/19/08)
FT MADE	33.....vs. Louisville (01/05/08)
	32.....vs. San Diego (12/29/07)
FT ATT	46.....vs. Louisville (01/05/08)

FT PCT	.889 (32-36).....vs. San Diego (12/29/07)
	.833 (10-12).....at Georgia (02/02/08)
REBOUNDS	42.....vs. Ole Miss (02/27/08)
	42.....vs. North Carolina (12/01/07)
ASSISTS	20.....at Vanderbilt (02/12/08)
	20.....vs. UAB (12/15/08)
STEALS	15.....vs. Auburn (02/06/08)
	12.....vs. North Carolina (12/01/07)
BLOCKS	15.....at Mississippi State (01/15/08)
	7.....vs. Louisville (01/05/08)
TURNOVERS	23.....vs. Texas Southern (11/24/07)
	22.....vs. Vanderbilt (01/12/08)
FOULS	27.....vs Florida International (12/31/07)
	25.....vs. Vanderbilt (01/12/08)
	25.....vs. Louisville (01/05/08)

KENTUCKY - GAME LOWS

POINTS	51.....at Indiana (12/08/07)
	52.....at Vanderbilt (02/12/08)
	56.....vs. Georgia (03/15/08)
	58.....vs. Ole Miss (02/27/08)
	60.....at Tennessee (03/02/08)
FG MADE	17.....at Vanderbilt (02/12/08)
	17.....vs. Ole Miss (02/27/08)
FG ATT	39.....at Auburn (02/06/08)
	39.....vs. Alabama (02/09/08)
	39.....at South Carolina (03/05/08)
FG PCT	.327 (17-52).....at Vanderbilt (02/12/08)
	.353 (18-51).....vs. Georgia (03/15/08)
3-PT FG MADE	1.....vs. Stony Brook (11/27/07)
	1.....at Vanderbilt (02/12/08)
3-PT FG ATT	9.....vs. Arkansas (02/23/08)
	10.....vs. Central Arkansas (11/06/07)
	10.....vs. Stony Brook (11/27/07)
	10.....at Auburn (02/06/08)
	10.....at Vanderbilt (02/12/08)
3-PT FG PCT	.100 (1-10).....vs. Stony Brook (11/27/07)
	.100 (1-10).....at Vanderbilt (02/12/08)
FT MADE	7.....vs. Texas Southern (11/24/07)
	8.....vs. UAB (12/15/07)
	8.....at Auburn (02/06/08)
	8.....at LSU (02/16/08)
FT ATT	8.....vs. UAB (12/15/07)
	10.....at LSU (02/16/08)
	11.....at Vanderbilt (02/25/07)
FT PCT	.450 (9-20).....vs. Florida (03/09/08)
	.529 (9-17).....at Georgia (02/02/08)
REBOUNDS	23.....vs. Florida (03/09/08)
	25.....vs. San Diego (12/29/07)
ASSISTS	5.....at Vanderbilt (02/12/08)
	7.....vs. Arkansas (02/23/08)
STEALS	2.....at Houston (12/18/07)
	3.....vs. Tennessee (01/22/08)
	3.....at LSU (02/16/08)
	3.....vs. Georgia (02/19/08)
BLOCKS	0.....vs. Arkansas (02/23/08)
	2.....at Indiana (12/08/07)
	2.....vs. Louisville (01/05/08)
	2.....at Florida (01/19/08)
TURNOVERS	8.....at Georgia (02/19/08)
	8.....vs. Georgia (02/19/08)

FOULS 10vs. South Carolina (01/26/08)
 10vs. Arkansas (02/23/08)

OPPONENT - GAME LOWS

POINTS 35vs Texas Southern(11/24/07)
 40vs Central Arkansas (11/06/07)
 47vs Tennessee Tech (12/22/07)
 49vs Florida International (12/31/07)
 52vs Stony Brook(11/27/07)
 52.....vs Alabama (02/09/08)
 FG MADE 10vs Central Arkansas (11/06/07)
 10vs Texas Southern(11/24/07)
 FG ATT 47at Indiana (12/08/07)
 48vs Texas Southern (11/24/07)
 48.....vs San Diego (12/29/07)
 48.....vs Arkansas (02/23/08)
 FG PCT .200 (10-50).....vs Central Arkansas (11/06/07)
 .208 (10-48).....vs Texas Southern (11/24/07)
 3-PT FG 2vs Texas Southern (11/24/07)
 3vs Central Arkansas (11/06/07)
 3.....vs Stony Brook (11/27/07)
 3.....vs Florida International(12/31/07)
 3.....at Tennessee (03/02/08)
 3-PT FG ATT 7vs Stony Brook (11/27/07)
 9at Indiana (12/08/07)
 3-PT FG PCT .100 (2-20).....vs Texas Southern (11/24/07)
 .136 (3-22)vs Central Arkansas (11/06/07)
 FT MADE 2vs South Carolina (01/26/08)
 6vs Georgia (02/19/08)
 FT ATT 3vs South Carolina (01/26/08)
 8vs Georgia (02/19/08)
 FT PCT .515 (17-33)at Mississippi State (01/15/08)
 .550 (11-20)vs Stony Brook (11/27/07)
 REBOUNDS 20at Auburn (02/06/08)
 23vs UAB (12/15/07)
 23vs Vanderbilt (01/12/08)
 23.....vs Arkansas (02/23/08)
 ASSISTS 4vs Texas Southern(11/24/07)
 5vs Central Arkansas (11/06/07)
 5vs Stony Brook (11/27/07)
 STEALS 1vs Georgia (02/19/08)
 2at Mississippi State (01/15/08)
 BLOCKS 0vs Texas Southern (11/24/07)
 0vs Stony Brook (11/27/07)
 TURNOVERS 6at Vanderbilt (02/12/08)
 7at Georgia (02/02/08)
 7vs Marquette (03/20/08)
 FOULS 13vs Texas Southern (11/24/07)
 13vs UAB (12/15/07)
 13at Mississippi State (01/15/08)

FG PCT (min 5 made).....
1.000 (6-6), Stevenson, Perry vs Florida (03/09/08)
1.000 (5-5), Jasper, Derrick vs Florida (03/09/08)
 3 PT FG5, Crawford, Joe vs Marquette (03/20/08)
5, Crawford, Joe at Georgia (02/02/08)
5, Bradley, Ramel vs South Carolina (01/26/08)
5, Meeks, Jodie vs Florida International (12/31/07)
5, Bradley, Ramel vs UAB (12/15/07)
5, Bradley, Ramel vs Texas Southern (11/24/07)
 3 PT FG ATT....10, Bradley, Ramel at Mississippi St (01/15/08)
10, Bradley, Ramel vs UAB (12/15/07)
 3-PT FG PCT (min 2 made).....
1.000 (5-5), Bradley, Ramel vs South Carolina (01/26/08)
1.000 (4-4), Jasper, Derrick vs Florida (03/09/08)
1.000 (2-2), Harris, Ramon vs Florida (03/09/08)
1.000 (2-2), Porter, Michael at Houston (12/18/07)
 FT MADE14, Bradley, Ramel vs Gardner-Webb (11/07/07)
11, Crawford, Joe at South Carolina (03/05/08)
 FREE THROW ATT....14, Bradley vs Gardner-Webb (11/07/07)
13, Patterson, Patrick vs Vanderbilt (01/12/08)
 FT PCT (min 3 made)
1.000 (14-14), Bradley, Ramel vs Gardner-Webb (11/07/07)
1.000 (10-10), Bradley, Ramel vs Tennessee (01/22/08)
1.000 (8-8), Bradley, Ramel at Mississippi State (01/15/08)
1.000 (6-6), Stevenson, Perry vs South Carolina (01/26/08)
1.000 (6-6), Meeks, Jodie vs Florida International (12/31/07)
1.000 (6-6), Patterson, Patrick vs San Diego (12/29/07)
1.000 (6-6), Bradley, Ramel vs San Diego (12/29/07)
1.000 (5-5), Crawford, Joe at Florida (01/19/08)
1.000 (5-5), Crawford, Joe vs Central Arkansas (11/06/07)
1.000 (4-4), Bradley, Ramel vs Marquette (03/20/08)
1.000 (4-4), Patterson, Patrick vs Georgia (02/19/08)
1.000 (4-4), Bradley, Ramel at LSU (02/16/08)
1.000 (4-4), Bradley, Ramel at Vanderbilt (02/12/08)
1.000 (4-4), Bradley, Ramel at Florida (01/19/08)
1.000 (4-4), Meeks, Jodie vs Louisville (01/05/08)
1.000 (4-4), Stevenson, Perry at Indiana (12/08/07)
1.000 (4-4), Crawford, Joe vs Texas Southern (11/24/07)
1.000 (4-4), Bradley, Ramel vs Liberty (11/21/07)
1.000 (3-3), Harris, Ramon at Tennessee (03/02/08)
 REBOUNDS15, Patterson vs Tennessee Tech (12/22/07)
14, Stevenson at Tennessee (03/02/08)
 ASSISTS.....9, Bradley, Ramel vs Texas Southern (11/24/07)
8, Jasper, Derrick at Tennessee (03/02/08)
 STEALS5, Stevenson, Perry vs Vanderbilt (01/12/08)
5, Patterson, Patrick vs Texas Southern (11/24/07)
 BLOCKED SHOTS.....6, Stevenson vs Ole Miss(02/07/08)
5, Stevenson vs Florida (03/09/08)
5, Stevenson vs Tennessee (01/22/08)
 TURNOVERS7, Crawford, Joe vs Louisville (01/05/08)
6, Crawford, Joe at Auburn (02/06/08)
6, Bradley, Ramel vs Vanderbilt (01/12/08)
6, Patterson, Patrick vs Louisville (01/05/08)
6, Porter, Michael at Houston (12/18/07)
 FOULS5, Crawford, Joe vs Marquette (03/20/08)
5, Harris, Ramon vs Marquette (03/20/08)
5, Harris, Ramon vs Florida (03/09/08)
5, Stevenson, Perry at Vanderbilt (02/12/08)
5, Stevenson, Perry at Auburn (02/06/08)
5, Meeks, Jodie at Florida (01/19/08)
5, Stevenson, Perry at Florida (01/19/08)
5, Patterson, Patrick at Florida (01/19/08)
5, Stevenson, Perry at Mississippi State (01/15/08)
5, Patterson, Patrick at Florida (01/15/08)

KENTUCKY - INDIVIDUAL GAME HIGHS

POINTS.....35Crawford, Joe vs Marquette (03/20/08)
35, Crawford, Joe at South Carolina (03/05/08)
32, Crawford, Joe vs Texas Southern(11/24/07)
28, Crawford, Joe at Houston (12/18/07)
27, Bradley, Ramel vs Louisville (01/05/08)
 FG13 Crawford, Joe vs Marquette (03/20/08)
12, Crawford, Joe vs Texas Southern (11/24/07)
 FG ATT22, Crawford, Joe vs Marquette (03/20/08)
19, Crawford, Joe vs Georgia (03/15/08)
19, Crawford, Joe at South Carolina (03/05/08)
19, Bradley, Ramel at Vanderbilt (02/12/08)
19, Crawford, Joe at Mississippi State (01/15/08)

.....5, Stevenson, Perry at Mississippi State (01/15/08)
 ASSISTS.....9, Bradshaw at Tennessee (02/13/07)
5, Patterson, Patrick vs Louisville (01/05/08)
5, Crawford, Joe vs San Diego (12/29/07)
5, Porter, Michael at Houston (12/18/07)
5, Patterson, Patrick vs UAB (12/15/07)
5, Porter, Michael at Indiana (12/08/07)
5, Bradley, Ramel at Indiana (12/08/07)
5, Patterson, Patrick vs North Carolina (12/01/07)
5, Stevenson, Perry vs North Carolina (12/01/07)
5, Porter, Michael vs Gardner-Webb (11/07/07)

OPPONENT - INDIVIDUAL GAME HIGHS

POINTS.....33, Vaden, Robert vs UAB (12/15/07)
27, Johnson, Brandon vs San Diego (12/29/07)
26, Weems, Sonny vs Arkansas (02/23/08)
25, Warren, Chris vs Ole Miss (02/27/08)
24, Randolph, Anthony at LSU (02/16/08)
24, Downey, Devan vs South Carolina (01/26/08)
24, Calathes, Nick at Florida (01/19/08)
24, Gordon, Jamont at Mississippi State (01/15/08)
 FG MADE.....10, Weems, Sonny vs Arkansas (02/23/08)
10, Downey, Devan vs South Carolina (01/26/08)
10, Vaden, Robert vs UAB (12/15/07)
10, Beauford, Mitchell vs Stony Brook (11/27/07)
 FG ATT.....22, Beauford, Mitchell vs Stony Brook (11/27/07)
21, Warren, Chris vs Ole Miss (02/27/08)
 FG PCT (min 5 made).....
1.000 (5-5), Ginty, Devin vs San Diego (12/29/07)
0.800 (8-10), Foster, Shan at Vanderbilt (02/12/08)
 3 PT FG MADE.....7, Vaden, Robert vs UAB (12/15/07)
5, Warren, Chris vs Ole Miss (02/27/08)
5, Lofton, Chris vs Tennessee (01/22/08)
5, Gordon, Jamont at Mississippi State (01/15/08)
 3 PT FG ATT.....12, Warren, Chris vs Ole Miss (02/27/08)
11, Vaden, Robert vs UAB (12/15/07)
 3-PT FG PCT (min 2 made).....
1.000 (4-4), Ginty, Devin vs San Diego (12/29/07)
1.000 (2-2), Ervin, Gary vs Arkansas (02/23/08)
 FT MADE.....13, Calathes, Nick at Florida (01/19/08)
10, Johnson, Brandon vs San Diego (12/29/07)
10, Hansbrough, Tyler vs North Carolina (12/01/07)
 FREE THROW ATT.....17, Calathes, Nick at Florida (01/19/08)
12, Johnson, Brandon vs San Diego (12/29/07)
12, Hansbrough, Tyler vs North Carolina (12/01/07)
 FT PCT (min 6 made).....
1.000 (8-8), Jackson, DeJon vs San Diego (12/29/07)
1.000 (6-6), Dowell, Dion at Houston (12/18/07)
1.000 (6-6), Vaden, Robert vs UAB (12/15/07)
1.000 (4-4), Butler, Coery vs Georgia (03/15/08)
1.000 (4-4), Townes, Darian vs Arkansas (02/23/08)
1.000 (4-4), Riley, Mykal vs Alabama (02/09/08)
1.000 (4-4), Robertson, Quantez at Auburn (02/06/08)
1.000 (4-4), Ginty, Devin vs San Diego (12/29/07)
1.000 (4-4), White, D.J. at Indiana (12/08/07)
1.000 (4-4), Ellington, Wayne vs North Carolina (12/01/07)
1.000 (4-4), Neto, Emanuel vs Stony Brook (11/27/07)
1.000 (4-4), Norwood, Sollie vs Texas Southern (11/24/07)
1.000 (3-3), Smith, Tyler at Tennessee (03/02/08)
1.000 (3-3), Woodbury, Terrance at Georgia (02/02/08)
1.000 (3-3), Lofton, Chris vs Tennessee (01/22/08)
1.000 (3-3), Lewis, Kelvin at Houston (12/18/07)
1.000 (3-3), Nevels, Durrell vs Central Arkansas (11/06/07)
 REBOUNDS.....15, Curtis, Dwayne vs Ole Miss (02/27/08)
14, Randolph, Anthony at LSU (02/16/08)

ASSISTS.....9, Bannister, TeeJay vs Liberty (11/21/07)
8, Calathes, Nick at Florida (01/19/08)
8, Smith, Lanny at Houston (12/18/07)
8, Johnson, Aaron vs UAB (12/15/07)
 STEALS.....5, Reed, DeWayne at Auburn (02/06/08)
4, Randolph, Anthony at LSU (02/16/08)
4, Robertson, Quantez at Auburn (02/06/08)
4, Malone, Marcus at Houston (12/18/07)
4, Vaden, Robert vs UAB (12/15/07)
 BLOCKED SHOTS.....
10, Varnado, Jarvis at Mississippi State (01/15/08)
5, Oglivy, A.J. vs Vanderbilt (01/12/08)
 TURNOVERS.....7, Neltner, Ross vs Vanderbilt (01/12/08)
7, Johnson, Brandon vs San Diego (12/29/07)
7, Lucas, Ricky vs Stony Brook (11/27/07)
7, Pillow, Marcus vs Central Arkansas (11/06/07)
 FOULS.....5, Gaines, Sundiata vs Georgia (03/15/08)
5, Downey, Devan at South Carolina (03/05/08)
5, Tolbert, Frank at Auburn (02/06/08)
5, Werner, Dan at Florida (01/19/08)
5, Neltner, Ross vs Vanderbilt (01/12/08)
5, Character, Derrick vs Louisville (01/05/08)
5, Palacios, Juan vs Louisville (01/05/08)
5, Russell, Tremayne vs Florida International (12/31/07)
5, Galindo, Alex vs Florida International (12/31/07)
5, Ellis, Jamarcus at Indiana (12/08/07)
5, Porter, Rell vs Liberty (11/21/07)
5, Linn, Aaron vs Gardner-Webb (11/07/07)

2007-08 POINTS-REBOUNDS-ASSISTS

Opponent	Date	Score	WL	1	2	3	4	5	12	13	15	20
				LEGION	SCHERBENSKE	BRADLEY	MILLS	JASPER	KREBS	PORTER	STEWART	BERNSON
				6-2-2	DNP	10-6-0	DNP	DNP	DNP	0-4-2	DNP	3-1-0
CENTRAL ARKANSAS	11/07/07	68-84	L	13-2-1	DNP	24-4-3	DNP	DNP	DNP	0-0-0	0-0-0	DNP
GARDNER-WEBB	11/21/07	80-54	W	4-3-3	0-1-0	10-5-6	DNP	DNP	DNP	5-3-2	10-4-1	2-1-0
TEXAS SOUTHERN	11/24/07	83-35	W	4-1-1	0-0-0	17-7-9	0-0-0	DNP	DNP	2-2-2	5-6-1	DNP
STONY BROOK	11/27/07	62-52	W	6-3-1	DNP	4-1-2	DNP	DNP	DNP	0-3-4	DNP	DNP
NORTH CAROLINA	12/01/07	77-86	L	7-0-0	DNP	19-3-2	DNP	DNP	DNP	3-4-4	6-4-1	DNP
at Indiana	12/08/07	51-70	L	DNP	DNP	5-1-0	DNP	DNP	DNP	3-1-0	1-0-1	DNP
vs UAB	12/15/07	76-79	L	DNP	DNP	23-6-2	DNP	DNP	DNP	9-2-7	DNP	DNP
at Houston	12/18/07	69-83	L	DNP	DNP	0-4-5	0-0-1	DNP	DNP	6-1-1	2-4-1	DNP
TENNESSEE TECH	12/22/07	69-47	W	DNP	DNP	12-1-1	0-0-0	DNP	DNP	5-2-3	9-5-1	DNP
SAN DIEGO	12/29/07	72-81	L	DNP	DNP	20-2-1	DNP	0-2-4	DNP	0-0-0	2-2-0	DNP
FLA INTERNATIONAL	12/31/07	92-49	W	DNP	0-1-0	22-5-4	0-0-1	4-10-5	3-0-0	2-1-1	DNP	DNP
LOUISVILLE	01/05/08	75-89	L	DNP	DNP	27-2-5	DNP	6-7-0	DNP	DNP	0-2-0	DNP
VANDERBILT	01/12/08	79-73	WOT	DNP	DNP	20-6-5	DNP	6-7-1	DNP	0-0-0	DNP	DNP
at Mississippi State	01/15/08	64-69	L	DNP	DNP	22-4-4	DNP	DNP	0-1-0	3-0-0	0-1-0	DNP
at Florida	01/19/08	70-81	LOT	DNP	DNP	23-4-2	DNP	3-10-0	0-0-0	0-0-0	0-0-0	DNP
TENNESSEE	01/22/08	72-66	W	DNP	DNP	16-6-5	DNP	3-6-1	DNP	DNP	DNP	DNP
SOUTH CAROLINA	01/26/08	78-70	W	DNP	DNP	26-10-4	DNP	5-5-2	DNP	DNP	DNP	DNP
at Georgia	02/02/08	63-58	W	DNP	DNP	0-3-3	DNP	2-6-5	0-0-0	4-0-0	DNP	DNP
at Auburn	02/06/08	66-63	W	DNP	DNP	DNP	DNP	2-2-4	DNP	6-1-0	DNP	DNP
ALABAMA	02/09/08	62-52	W	DNP	DNP	19-2-1	DNP	3-3-0	DNP	0-0-0	0-0-0	DNP
at Vanderbilt	02/12/08	52-93	L	DNP	DNP	21-4-2	DNP	2-3-1	DNP	DNP	3-6-0	DNP
at LSU	02/16/08	67-63	W	DNP	DNP	16-7-6	DNP	6-7-3	DNP	DNP	0-1-0	DNP
GEORGIA	02/19/08	61-55	W	DNP	DNP	8-12-3	DNP	1-1-0	DNP	DNP	0-0-0	DNP
ARKANSAS	02/23/08	63-58	W	DNP	DNP	18-4-5	DNP	5-5-1	DNP	0-0-0	0-0-0	DNP
OLE MISS	02/27/08	58-54	W	DNP	DNP	14-5-2	DNP	2-4-2	DNP	0-0-0	2-0-0	DNP
at Tennessee	03/02/08	60-63	L	DNP	DNP	17-2-4	DNP	9-8-8	DNP	0-1-0	0-0-0	DNP
at South Carolina	03/05/08	71-63	W	DNP	DNP	20-2-3	DNP	2-7-2	DNP	0-0-0	2-0-0	DNP
FLORIDA	03/09/08	75-70	W	DNP	DNP	14-2-7	DNP	14-3-1	DNP	0-1-1	4-3-0	DNP
vs Georgia	03/15/08	56-60	LOT	DNP	DNP	12-3-1	DNP	8-6-3	DNP	0-0-0	0-2-0	DNP
vs Marquette	03/20/08	66-74	L	DNP	DNP	19-3-4	DNP	0-7-4	DNP	2-3-0	0-0-0	DNP

2007-08 POINTS-REBOUNDS-ASSISTS

Opponent	Date	Score	WL	21 STEVENSON	23 MEEKS	25 WILLIAMS	30 PERRY	32 CRAWFORD	34 HARRIS	42 COURTY	43 CARTER	54 PATTERSON
CENTRAL ARKANSAS	11/06/07	67-84	W	2-1-0	5-3-1	4-5-1	0-0-0	20-2-1	DNP	13-10-3	0-0-0	4-3-1
GARDNER-WEBB	11/07/07	68-84	L	4-3-0	9-2-1	DNP	DNP	4-1-2	DNP	2-4-0	DNP	12-12-1
LIBERTY	11/21/07	80-84	W	2-4-0	DNP	0-0-0	0-0-0	22-7-4	DNP	2-0-0	0-0-0	23-10-2
TEXAS SOUTHERN	11/24/07	83-35	W	0-1-0	DNP	0-0-0	0-0-0	32-6-1	DNP	2-1-2	0-0-0	21-7-5
STONY BROOK	11/27/07	62-52	W	18-10-2	DNP	DNP	DNP	11-6-0	4-3-1	0-2-0	DNP	19-12-1
NORTH CAROLINA	12/01/07	77-86	L	2-3-0	DNP	DNP	DNP	21-3-2	0-0-0	0-4-0	DNP	19-9-2
at Indiana	12/08/07	51-70	L	10-6-2	DNP	DNP	0-0-0	10-2-2	5-8-2	2-3-0	0-0-0	15-5-2
vs UAB	12/15/07	76-79	L	4-5-1	DNP	DNP	DNP	16-4-3	2-2-1	4-2-3	DNP	18-7-3
at Houston	12/18/07	69-83	L	0-0-0	21-5-1	DNP	0-0-0	28-6-4	4-4-0	2-4-2	6-4-0	DNP
TENNESSEE TECH	12/22/07	69-47	W	4-8-3	DNP	0-0-0	0-0-0	5-1-5	8-10-2	0-0-0	2-2-1	24-15-0
SAN DIEGO	12/29/07	72-81	L	6-5-0	2-2-0	DNP	DNP	10-0-3	6-2-2	6-4-0	DNP	20-5-4
FLA INTERNATIONAL	12/31/07	92-49	W	0-0-0	21-4-3	0-0-0	2-0-0	11-1-1	3-1-0	4-2-0	0-2-1	20-5-1
LOUISVILLE	01/05/08	75-89	L	2-1-0	7-1-2	DNP	DNP	19-8-3	8-4-0	0-0-1	DNP	6-7-0
VANDERBILT	01/12/08	79-73	WOT	0-3-0	DNP	DNP	DNP	17-4-3	4-5-0	9-5-1	DNP	23-12-1
at Mississippi State	01/15/08	64-69	L	4-7-1	DNP	DNP	DNP	20-5-5	2-4-1	3-3-1	DNP	10-3-0
at Florida	01/19/08	70-81	LOT	4-2-0	5-4-1	DNP	DNP	16-2-4	0-1-1	4-1-1	DNP	15-8-3
TENNESSEE	01/22/08	72-66	W	14-7-2	8-0-2	DNP	DNP	10-3-2	1-3-1	0-2-0	DNP	20-8-3
SOUTH CAROLINA	01/26/08	78-70	W	12-5-1	13-5-3	DNP	DNP	DNP	0-1-2	0-0-0	DNP	22-9-2
at Georgia	02/02/08	63-58	W	6-3-1	DNP	DNP	DNP	26-5-1	9-3-0	0-2-1	DNP	16-6-2
at Auburn	02/06/08	66-63	W	10-4-2	DNP	DNP	DNP	20-5-2	9-4-2	0-0-0	DNP	19-8-3
ALABAMA	02/09/08	62-52	W	8-9-1	DNP	DNP	DNP	13-3-2	4-5-5	3-0-1	DNP	12-7-2
at Vanderbilt	02/12/08	52-93	L	5-3-0	0-2-0	DNP	DNP	11-3-0	0-1-0	0-1-1	0-0-0	10-5-1
at LSU	02/16/08	67-63	W	2-4-2	6-1-2	DNP	DNP	21-2-2	0-1-0	0-1-0	2-0-0	14-5-1
GEORGIA	02/19/08	61-55	W	2-7-1	DNP	DNP	DNP	23-5-2	6-4-4	1-1-1	0-0-0	20-9-1
ARKANSAS	02/23/08	63-58	W	8-7-0	DNP	DNP	DNP	18-3-0	0-4-1	0-0-0	DNP	14-11-0
OLE MISS	02/27/08	58-54	W	7-5-2	DNP	DNP	DNP	15-4-4	3-4-0	0-0-0	0-0-0	15-4-2
at Tennessee	03/02/08	60-63	L	13-14-1	DNP	DNP	DNP	9-2-0	12-5-1	0-0-0	0-0-0	DNP
at South Carolina	03/05/08	71-63	W	2-6-1	DNP	DNP	DNP	35-3-1	6-4-2	4-2-1	DNP	DNP
FLORIDA	03/09/08	75-70	W	18-10-0	DNP	DNP	DNP	16-2-2	9-1-2	0-0-0	DNP	DNP
vs Georgia	03/15/08	56-60	LOT	4-10-2	DNP	DNP	DNP	24-6-1	8-10-1	0-0-0	DNP	DNP
vs Marquette	03/20/08	66-74	L	10-5-2	DNP	DNP	0-0-0	35-5-2	0-0-1	0-0-0	DNP	DNP

2007-08 RESULTS

Overall 18-13 • Home 14-4 • Away 4-6 • Neutral 0-3

Date	Opponent	W/L	Result	High Scorer	High Rebounder
11/06/07	*Central Arkansas	W	67-40	(20) Crawford, Joe	(10) Coury, Mark
11/07/07	*Gardner-Webb	L	68-84	(24) Bradley, Ramel	(12) Patterson, Patrick
11/21/07	Liberty	W	80-54	(23) Patterson, Patrick	(10) Patterson, Patrick
11/24/07	Texas Southern	W	83-35	(32) Crawford, Joe	(7) Bradley, Ramel
11/27/07	Stony Brook	W	62-52	(19) Patterson, Patrick	(12) Patterson, Patrick
12/01/07	North Carolina	L	77-86	(21) Crawford, Joe	(9) Patterson, Patrick
12/08/07	at Indiana	L	51-70	(15) Patterson, Patrick	(8) Harris, Ramon
12/15/07	@ vs UAB	L	76-79	(23) Bradley, Ramel	(7) Patterson, Patrick
12/18/07	at Houston	L	69-83	(28) Crawford, Joe	(6) Crawford, Joe
12/22/07	Tennessee Tech	W	69-47	(24) Patterson, Patrick	(15) Patterson, Patrick
12/29/07	San Diego	L	72-81	(20) Bradley, Ramel	(5) Patterson, Patrick
12/31/07	Florida International	W	92-49	(22) Bradley, Ramel	(10) Jasper, Derrick
1/05/08	Louisville	L	75-89	(27) Bradley, Ramel	(8) Crawford, Joe
1/12/08	*Vanderbilt	W	79-73 OT	(23) Patterson, Patrick	(12) Patterson, Patrick
1/15/08	*at Mississippi State	L	69-64	(22) Bradley, Ramel	(7) Stevenson, Perry
1/19/08	*at Florida	L	70-81 OT	(23) Bradley, Ramel	(10) Jasper, Derrick
1/22/08	*Tennessee	W	72-66	(20) Patterson, Patrick	(8) Patterson, Patrick
1/26/08	*South Carolina	W	78-70	(26) Bradley, Ramel	(10) Bradley, Ramel
2/2/08	*at Georgia	W	63-58	(26) Crawford, Joe	(6) Jasper, Derrick
2/6/08	*at Auburn	W	66-63	(20) Crawford, Joe	(8) Patterson, Patrick
2/9/08	*Alabama	W	62-52	(19) Bradley, Ramel	(9) Stevenson, Perry
2/12/08	*at Vanderbilt	L	52-93	(21) Bradley, Ramel	(6) Stewart, A.J.
2/16/08	*at LSU	W	67-63	(21) Crawford, Joe	(7) Bradley, Ramel
2/19/08	*Georgia	W	61-55	(23) Crawford, Joe	(12) Bradley, Ramel
2/23/08	*Arkansas	W	63-58	(18) Crawford, Joe	(11) Patterson, Patrick
2/27/08	*Ole Miss	W	58-54	(15) Patterson, Patrick	(5) Bradley, Ramel
3/02/08	*at Tennessee	L	60-63	(17) Bradley, Ramel	(14) Stevenson, Perry
3/05/08	*at South Carolina	W	71-63	(35) Crawford, Joe	(7) Jasper, Derrick
3/09/08	*Florida	W	75-70	(18) Stevenson, Perry	(10) Stevenson, Perry
3/15/08	# vs Georgia	L	56-60 OT	(24) Crawford, Joe	(10) Stevenson, Harris
3/20/08	\$ vs Marquette	L	66-74	(35) Crawford, Joe	(7) Jasper, Derrick

* = Conference game;

^ = 2K Sports College Hoops Classic (Rupp Arena)

@ = Freedom Hall (Louisville, Ky);

= SEC Tournament (Alexander Memorial Col. - Ga. Tech);

\$ = NCAA Tournament (Honda Center - Anaheim, Calif.)

ATTENDANCE

Site	Games	Total	Avg/Game
Home	18	405,964	*22,554
Away	10	122,823	12,282
Neutral	3	15,699	5,233
*Led NCAA			

UK IN THE WEEKLY POLLS

Date	AP/USA	Date	AP/USA	Date	AP/USA
Preseason	20/22	Dec. 24	nr/nr	Feb. 11	nr/nr
Nov. 12	rv/rv	Dec. 31	nr/nr	Feb. 18	nr/nr
Nov. 19	rv/nr	Jan. 7	nr/nr	Feb. 25	rv/rv
Nov. 26	rv/nr	Jan. 14	nr/nr	March 3	nr/rv
Dec. 3	nr/nr	Jan. 21	nr/nr	March 10	rv/rv
Dec. 10	nr/nr	Jan. 28	nr/nr	March 17	nr/rv
Dec. 17	nr/nr	Feb. 4	nr/nr	Final	--/nr

2007-08 GAME-BY-GAME STATISTICS

Opponent	Date	Score	W/L	FG-FGA	Pct	3FG-FGA	Pct	FT-FTA	Pct	Rebounds			PF	A	TO	Blk	Stl	Pts
										Off	Def	Tot						
UK	11/6/07	67-40	W	26-55	.473	4-10	.400	11-16	.688	18-26-44	20	11	16	3	1067			
CENTRAL ARKANSAS				10-50	.200	3-22	.136	17-21	.810	15-14-29	18	5	18	4	5	40		
UK	11/6/07	68-84	L	22-62	.355	6-19	.316	18-20	.900	11-18-29	22	8	12	3	768			
GARDNER-WEBB				26-49	.531	8-17	.471	24-31	.774	6-31-37	20	16	17	1	3	84		
UK	11/21/07	80-54	W	29-53	.547	5-17	.294	17-20	.850	11-27-38	17	18	13	6	8	80		
LIBERTY				19-57	.333	6-28	.214	10-17	.588	15-15-30	21	15	14	2	7	54		
UK	11/24/07	83-35	W	33-54	.611	10/22	.455	7-13	.538	8-25-33	15	21	15	4	1083			
TEXAS SOUTHERN				10-48	.208	2-20	.100	13-19	.684	13-17-340	13	4	23	0	6	35		
UK	11/27/07	62-52	W	25-52	.481	1-10	.100	11-16	.688	14-26-40	17	11	23	7	1162			
STONY BROOK				19-55	.345	3-7	.429	11-20	.550	15-16-31	17	5	19	0	8	52		
UK	12/1/07	77-86	L	26-58	.448	7-17	.412	18-22	.818	10-21-31	25	11	19	5	777			
NORTH CAROLINA				26-61	.426	7-14	.500	27-34	.794	16-26-42	19	13	13	5	12	86		
UK	12/8/07	51-70	L	19-49	.388	4-16	.250	9-16	.563	9-20-29	25	9	19	2	451			
at Indiana				22-47	.468	4-9	.444	22-32	.688	11-26-37	19	10	15	2	8	70		
UK	12/15/07	76-79	L	28-49	.571	12-25	.480	8-8	1,000	6-22-28	17	20	18	4	476			
vs. UAB				28-53	.528	9-22	.409	14-23	.609	8-15-23	13	20	9	2	79			
UK	12/18/07	69-83	L	25-50	.500	8-20	.400	11-16	.688	6-27-33	23	15	18	6	269			
at Houston				22-61	.361	11-29	.379	28-35	.800	16-22-38	18	13	9	2	8	83		
UK	12/22/07	69-47	W	26-49	.531	4-13	.308	13-19	.684	8-38-46	16	16	21	5	1069			
TENNESSEE TECH				14-53	.264	4-17	.235	15-25	.600	8-17-25	18	7	13	2	8	47		
UK	12/29/07	72-81	L	25-50	.500	8-20	.400	11-16	.688	7-18-25	25	14	16	6	1072			
SAN DIEGO				20-48	.417	9-16	.563	32-36	.889	13-21-34	17	11	16	4	10	81		
UK	12/31/07	92-49	W	25-52	.481	11-22	.500	31-40	.775	12-25-37	16	17	14	7	1082			
FLORIDA INTERNATIONAL				17-55	.309	3-13	.231	12-17	.706	12-15-27	27	10	17	4	5	49		
UK	1/5/08	75-89	L	23-56	.411	7-22	.318	22-27	.815	9-25-34	31	11	22	2	675			
LOUISVILLE				25-52	.481	6-20	.300	33-46	.717	8-27-35	25	15	14	7	8	89		
UK	1/12/08	79-73	W	25-57	.439	5-15	.333	24-36	.667	17-28-45	21	11	23	3	1279			
VANDERBILT				24-54	.444	9-24	.375	16-25	.640	4-19-23	25	18	22	6	6	73		
UK	1/15/08	64-69	L	23-60	.383	7-20	.350	11-12	.917	11-22-33	20	12	10	5	764			
at Mississippi State				22-51	.431	8-23	.364	17-33	.515	14-26-40	13	13	15	2	69			
UK	1/19/08	70-81	Lot	24-59	.407	6-23	.261	16-18	.889	15-22-37	29	12	15	2	870			
at Florida				24-50	.480	5-10	.500	28-40	.700	13-22-35	18	18	14	5	81			
UK	1/22/08	72-66	W	22-45	.489	4-15	.267	24-28	.857	9-27-36	19	16	12	9	372			

2007-08 GAME-BY-GAME STATISTICS

TENNESSEE		22-57	386	7-26	269	15-21	714	12-15-27	24	8	9	5	6	66		
UK	1/26/08	78-70	W	26-51	510	8-13	615	18-23	783	14-23-37	10	14	15	5	578	
SOUTH CAROLINA		28-65	431	12-30	400	2-3	.667	14-14-28	21	9	9	4	705			
Opponent	Date	Score	W/L	FG-FGA	Pct	3FG-FGA	Pct	FT-FTA	Pct	Off-Def-Tot	PF	A	TO	Blk	Pts	
UK	2/2/08	63-58	W	24-47	511	6-12	.500	9-17	.259	5-26-31	14	13	8	4	463	
at Georgia	22-61	344	4-19	211	10-12	.833	17-23-40	17	6	7	1	4	58			
UK	2/6/08	66-63	W	26-39	.667	6-10	.600	8-12	.667	6-21-27	20	13	24	3	866	
at Auburn	20-49	408	5-18	.278	18-25	.780	11-9-20	14	9	12	4	15	63			
UK	2/9/08	62-52	W	19-39	.487	4-13	.308	20-26	.769	6-25-31	15	12	18	5	862	
ALABAMA	19-51	.373	4-17	.235	10-15	.667	8-17-25	21	8	13	2	4	52			
UK	2/12/08	52-93	L	17-52	.327	1-10	.100	17-25	.680	10-20-30	26	5	17	5	552	
at Vanderbilt	31-56	.554	7-16	.438	2-35	.686	7-28-35	23	20	6	2	4	93			
UK	2/16/08	67-63	W	26-51	.510	7-14	.500	8-10	.800	8-23-31	13	16	13	3	3	67
at LSU	25-62	.403	5-18	.278	8-10	.800	15-18-33	16	7	10	3	8	63			
UK	2/19/08	61-55	W	22-54	.407	4-14	.286	13-18	.722	10-30-40	13	12	8	8	361	
GEORGIA	21-65	.323	7-20	.350	6-8	.750	15-23-38	16	13	10	3	1	55			
UK	2/23/08	63-58	W	20-50	.400	3-9	.333	20-27	.741	13-25-38	10	7	12	0	663	
ARKANSAS	20-48	.417	8-18	.444	10-14	.714	3-20-23	21	10	11	6	4	58			
UK	2/27/08	58-54	W	17-41	.415	4-14	.286	20-26	.769	2-24-26	15	12	18	11	958	
OLE MISS	20-64	.313	5-22	.227	9-13	.692	2022-42	17	7	19	4	5	54			
UK	3/2/08	60-63	L	21-46	.457	6-15	.400	12-19	.632	10-23-33	19	14	17	4	460	
at Tennessee	22-54	.407	3-12	.250	16-22	.727	13-18-31	16	13	10	5	5	63			
UK	3/5/08	71-63	W	22-39	.564	7-13	.538	20-28	.714	6-24-30	17	10	18	7	571	
at South Carolina	24-60	.400	5-16	.313	10-15	.667	12-16-28	19	6	10	4	5	63			
UK	3/9/08	75-70	W	28-48	.583	10-18	.556	9-20	.450	6-17-23	17	13	9	5	475	
FLORIDA	25-52	.481	6-17	.353	14-22	.636	15-20-35	21	13	12	2	4	70			
UK	3/15/08	56-60	Lot	18-51	.353	4-19	.211	16-25	.640	15-2237	17	8	15	5	966	
vs. Georgia (SEC)	21-52	.404	4-13	.308	14-21	.667	13-22-35	22	8	15	2	6	60			
UK	3/20/08	66-74	L	23-48	.479	8-20	.400	12-17	.706	9-17-26	22	13	12	5	466	
vs. Marquette (NCAA)	23-52	.442	5-13	.385	23-29	.793	15-19-34	18	10	7	3	5	74			
Kentucky	2124	182-493	.469	472-644	.733	301-737-1038	586	395	490	149	206	2124				
Opponents	2034	671-1695	.396	184-565	.326	508-719	.707	377-613-990	587	340	406	111	191	2034		

Home games in all CAPS.

ADDITIONAL STATS

KENTUCKY RECORD WHEN...

	ALL SEC	ALL SEC
Leading or tied at halftime:	16-3	10-0
Trailing at halftime:	2-10	2-4
Shoot 50% or higher:	9-3	5-0
Shoot less than 50%:	9-10	7-4
Shoot higher % than opp.:	17-6	11-1
Shoot lower % than opp.:	1-7	1-3
Opp. shoot worse than 50%:	18-10	12-3
Opp. shoot 50% or higher:	0-3	0-1
Score less than 60 points:	1-3	1-1
Score 60-69 points:	9-5	6-2
Score 70-79 points:	5-5	5-1
Score 80-89 points:	2-0	--
Score 90+ points:	1-0	--
Opp. score less than 50 pts.:	4-0	--
Opp. score 50-59 pts.:	7-0	5-0
Opp. score 60-69 pts.:	4-3	4-2
Opp. score 70-79 pts.:	3-3	3-0
Opp. score 80-89 pts:	0-6	0-1
Opp. score 90+ points:	0-1	0-1
Outrebounded opponent:	14-4	8-2
Outrebounded by opponent:	4-9	4-2
Equal number of rebounds:	--	--

	ALL SEC	ALL SEC
Fewer or same turnovers as opp.:	7-4	3-1
More turnovers than opp.:	11-9	9-3
Make 8 or more 3-pointers:	4-3	2-0
Make 7 or fewer 3-pointers:	14-10	10-4
Games decided by 5 or fewer:	6-4	6-2
Overtime games:	1-2	1-1
On CBS:	4-4	4-1
On ESPN/ESPN2/ESPNU:	3-8	2-3
On Raycom:	6-1	6-0
On FSN South:	5-0	--
Games vs. ranked opp.:	2-5	2-2
Games following a loss:	7-5	3-1
Games following a win:	10-8	8-3
More points in the paint:	12-8	6-2
Fewer or same pts in the paint:	6-5	6-2
More bench points than opp.:	11-9	7-3
Fewer or same bench pts.:	7-4	5-1
More 2nd-chance points:	7-3	3-1
Fewer or same 2nd chance pts.:	11-10	9-3
More points off turnovers:	8-3	4-2
Fewer or same pts off turnovers:	10-10	8-2

WILDCATS VS. CONFERENCES

0-1 vs. ACC	1-0 vs. OVC
1-0 vs. America East	12-5 vs. SEC
0-1 vs. Atlantic Sun	1-0 vs. Southland
0-2 vs. Big East	1-0 vs. Sun Belt
1-0 vs. Big South	1-0 vs. SWAC
0-1 vs. Big Ten	0-1 vs. West Coast
0-2 vs. Conference USA	

DOUBLE FIGURE GAMES

POINTS
Crawford (27), Bradley (25), Patterson (23), Stevenson (8), Harris (1), Meeks (3), Coury (1), Jasper (1), Legion (1), Stewart (1)

REBOUNDS	DOUBLE-DOUBLES
Patterson (6)	Patterson (6)
Stevenson (4)	Stevenson (3)
Bradley (2)	Bradley (1)
Harris (2)	Coury (1)
Jasper (2)	
Coury (1)	

RECORD BY LINEUPS

Bradley, Coury, Crawford, Harris, Patterson	8-3
Bradley, Coury, Harris, Meeks, Patterson	2-1
Bradley, Coury, Legion, Porter, Patterson	1-0
Bradley, Coury, Crawford, Patterson, Stewart	1-0
Bradley, Coury, Crawford, Legion, Patterson	1-0
Coury, Harris, Patterson, Porter, Stevenson	1-0
Coury, Crawford, Harris, Jasper, Patterson	1-0
Bradley, Coury, Crawford, Harris, Jasper	2-2
Bradley, Coury, Meeks, Patterson, Porter	1-1
Coury, Crawford, Harris, Porter, Patterson	0-1
Bradley, Coury, Crawford, Porter, Patterson	0-1
Bradley, Coury, Harris, Patterson, Porter	0-1
Bradley, Coury, Crawford, Harris, Porter	0-1
Bradley, Harris, Patterson, Porter, Stewart	0-1
Bradley, Crawford, Harris, Jasper, Stevenson	0-1

FINAL STATS RANKINGS

Team

Category	[national] Rank (Stat)
Scoring	11th (68.5)
Scoring Defense	[99th] 2nd (65.6)
Scoring Margin	7th (+2.9)
Free Throw %	[39th] 3rd (.733)
Field Goal %	[36th] 2nd (.469)
Field Goal % Def.	[19th] 2nd (.396)
3-Pt. Field Goal %	[74th] 2nd (.369)
3-Pt. FG % Def.	4th (.326)
Rebounding Offense	10th (33.5)
Rebounding Defense	2nd (31.9)
Rebounding Margin	7th (+1.5)
Blocked Shots	[38th] 4th (4.81)
Assists	10th (12.74)
Steals	8th (6.65)
Turnover Margin	12th (-2.71)
Assist/TO Ratio	11th (0.81)
Offensive Rebounds	12th (9.71)
Defensive Rebounds	9th (23.77)
3-Point FG Made	12th (5.87)

Individual

Player	All
Scoring	
Joe Crawford	[93rd] 4th (17.9)
Patrick Patterson	9th (16.4)
Ramel Bradley	10th (15.9)
Rebounding	
Patrick Patterson	[90th] 7th (7.7)
Perry Stevenson	30th (5.1)
FG %	
Patrick Patterson	[28th] 5th (.574)
Joe Crawford	10th (.469)
Assists	
Ramel Bradley	13th (3.37)
Free Throw %	
Ramel Bradley	[77th] 2nd (.830)
Joe Crawford	5th (.760)
Patrick Patterson	8th (.731)
Steals	
Ramel Bradley	8th (1.60)
3-point Field Goal Percentage	
Joe Crawford	9th (.364)
3-Point Field Goals Made	
Joe Crawford	11th (2.10)
Ramel Bradley	13th (1.90)
Blocked Shots	
Perry Stevenson	[96th] 6th (1.48)
Patrick Patterson	12th (1.24)
Offensive Rebounds	
Patrick Patterson	5th (2.84)
Defensive Rebounds	
Patrick Patterson	9th (4.84)
Minutes	
Patrick Patterson	3rd (35.72)
Ramel Bradley	6th (35.07)
Joe Crawford	13th (33.63)

NCAA rankings shown in [brackets]

SEC ONLY

Team

Category	Rank (Stat)
Scoring	10th (66.3)
Scoring Defense	1st (65.7)
Scoring Margin	5th (+0.6)
Free Throw %	3rd (.722)
Field Goal %	3rd (.465)
Field Goal % Def.	2nd (.409)
3-Pt. Field Goal %	1st (.386)
3-Pt. FG % Def.	4th (.328)
Rebounding Offense	10th (33.0)
Rebounding Defense	1st (31.4)
Rebounding Margin	5th (+1.6)
Blocked Shots	13rd (4.94)
Assists	9th (12.00)
Steals	8th (5.88)
Turnover Margin	11th (-3.12)
Assist/TO Ratio	11th (0.81)
Offensive Rebounds	12th (9.25)
Defensive Rebounds	7th (23.75)
3-Point FG Made	12th (5.50)

Individual

Player	All
Scoring	
Joe Crawford	4th (18.0)
Ramel Bradley	11th (16.9)
Patrick Patterson	14th (16.2)
Rebounding	
Patrick Patterson	9th (7.3)
Perry Stevenson	17th (6.0)
Derrick Jasper	25th (5.1)
FG %	
Patrick Patterson	5th (.533)
Joe Crawford	10th (.465)
Assists	
Ramel Bradley	8th (3.73)
Free Throw %	
Ramel Bradley	2nd (.809)
Joe Crawford	7th (.754)
Patrick Patterson	8th (.714)
Steals	
Ramel Bradley	3rd (1.87)
3-Point Field Goal %	
Joe Crawford	7th (.407)
3-Point Field Goals Made	
Joe Crawford	11th (2.33)
Blocked Shots	
Perry Stevenson	3rd (2.25)
Patrick Patterson	11th (1.08)
Derrick Jasper	14th (0.87)
Offensive Rebounds	
Patrick Patterson	6th (2.77)
Minutes	
Patrick Patterson	1st (38.92)
Ramel Bradley	3rd (38.00)
Joe Crawford	7th (35.93)

DEPARTED LETTERWINNERS

RAMEL BRADLEY • 6-2 • 191 • SR. • NEW YORK, N.Y. (IMG ACADEMY)

Season	G-S	Min-Avg	FG-A	Pct	3PT-A	Pct	FT-A	Pct	Reb-Avg	PF-D	A	TO	BS	ST	Pts-Avg
2004-05	34-0	418-12.3	51-134	.381	22-65	.338	3144	.705	60-1.8	34-1	48	42	0	12	155-4.6
2005-06	30-0	532-17.7	81-201	.403	28-93	.301	46-59	.780	52-137	32-0	38	40	9	13	236-7.9
2006-07	34-34	1107-32.6	141-336	.420	69-188	.367	106-130	.815	127-3.7	711	129	91	9	44	457-13.4
2007-08	30-28	1052-35.1	139-330	.421	58-153	.379	142-171	.830	126-4.2	81-1	101	100	6	48	478-15.9
Total	128-62	3109-24.3	412-1001	.412	177-499	.355	325-404	.804	365-2.9	218-3	316	273	24	117	1326-10.4

MARK COURY • 6-8 • 238 • So. • WEST BLOOMFIELD, MICH. (DETROIT COUNTRY DAY)

Season	G-S	Min-Avg	FG-A	Pct	3PT-A	Pct	FT-A	Pct	Reb-Avg	PF-D	A	TO	BS	ST	Pts-Avg
2006-07	10-0	20-2.0	2-3	.667	0-0	.000	0-0	.000	3-0.3	5-0	2	1	1	1	4-0.4
2007-08	31-29	331-10.7	26-60	.433	0-0	.000	9-18	.500	54-1.7	50-0	19	20	10	11	61-2.0
Total	41-29	351-8.6	28-63	.444	0-0	.000	9-18	.500	57-1.4	55-0	21	21	11	12	65-1.6

JOE CRAWFORD • 6-5 • 207 • SR. • DETROIT, MICH. (RENAISSANCE)

Season	G-S	Min-Avg	FG-A	Pct	3PT-A	Pct	FT-A	Pct	Reb-Avg	PF-D	A	TO	BS	ST	Pts-Avg
2004-05	31-0	347-11.2	35-97	.361	13-49	.265	15-26	.577	56-1.8	31-0	9	20	1	6	98-3.2
2005-06	32-22	760-23.8	111-270	.411	47-130	.362	56-78	.718	124-3.9	61-0	35	31	10	11	325-10.2
2006-07	34-32	1097-32.3	178-401	.444	63-180	.350	58-91	.637	137-4.0	65-0	83	64	10	27	477-14.0
2007-08	30-22	1009-33.6	188-401	.469	63-173	.364	99-130	.762	109-3.6	81-2	64	83	5	17	538-17.9
Total	127-76	3213-25.3	512-1169	.438	186-532	.350	228-325	.702	426-3.4	238-2	191	198	26	61	1438-11.3

DERRICK JASPER • 6-6 • 209 • So. • PASO ROBLES, CALIF. (PASO ROBLES)

Season	G-S	Min-Avg	FG-A	Pct	3PT-A	Pct	FT-A	Pct	Reb-Avg	PF-D	A	TO	BS	ST	Pts-Avg
2006-07	34-27	691-20.3	49-80	.613	3-14	.214	31-59	.525	122-3.6	82-1	100	71	8	30	132-3.9
2007-08	20-6	588-29.4	29-68	.426	16-37	.432	9-25	.360	109-5.5	54-0	47	36	17	13	83-4.2
Total	54-33	1279-23.7	78-148	.527	19-51	.373	40-84	.476	231-4.3	136-1	147	107	25	43	215-4.0

MORAKINYO WILLIAMS • 6-11 • 260 • Fr. • SOLIHULL, ENGLAND (BISHOP IRETON)

Season	G-S	Min-Avg	FG-A	Pct	3PT-A	Pct	FT-A	Pct	Reb-Avg	PF-D	A	TO	BS	ST	Pts-Avg
2007-08	5-0	30-6.0	2-6	.333	0-0	.000	0-0	.000	5-1.0	3-0	1	2	0	0	4-0.8
Total	5-0	30-6.0	2-6	.333	0-0	.000	0-0	.000	5-1.0	3-0	1	2	0	0	4-0.8

2007-08 KENTUCKY BASKETBALL

KENTUCKY CATEGORY LEADERS

ALL-GAMES

Points	G	Pts	Pts/G
Crawford, Joe	30	538	17.9
Bradley, Ramel	30	478	15.9
Patterson, Patrick	25	411	16.4
Stevenson, Perry	31	183	5.9
Harris, Ramon	27	113	4.2
Meeks, Jodie	11	97	8.8
Jasper, Derrick	20	83	4.2
Coury, Mark	31	61	2.0
Porter, Michael	25	50	2.0
Stewart, A.J.	22	46	2.1
Legion, Alex	6	40	6.7
Carter, Jared	12	10	0.8

FG Percentage	FG	Att	Pct
Krebs, Mark	1	1	1.000
Stevenson, Perry	69	120	.575
Patterson, Patrick	162	282	.574
Stewart, A.J.	20	35	.571
Carter, Jared	4	7	.571
Harris, Ramon	37	73	.507
Crawford, Joe	188	401	.469
Coury, Mark	26	60	.433
Jasper, Derrick	29	68	.426
Bradley, Ramel	139	330	.421
Legion, Alex	15	36	.417
Benson, Kerry	1	3	.333
Williams, Morakinyo	2	6	.333

3-Point Percentage	3FG	Att	Pct
Krebs, Mark	1	1	1.000
Benson, Kerry	1	2	.500
Jasper, Derrick	16	37	.432
Porter, Michael	13	31	.419
Bradley, Ramel	58	153	.379
Crawford, Joe	63	173	.364
Harris, Ramon	9	25	.360
Legion, Alex	5	15	.333
Meeks, Jodie	16	50	.320
Patterson, Patrick	0	3	.000
Scherbenske, Matt	0	1	.000
Perry, Dwight	0	2	.000

Free Throw Percent	FG	Att	Pct
Benson, Kerry	2	2	1.000
Carter, Jared	2	2	1.000
Porter, Michael	7	8	.875
Bradley, Ramel	142	171	.830
Meeks, Jodie	27	34	.794
Stevenson, Perry	45	58	.776
Crawford, Joe	99	130	.762
Patterson, Patrick	87	119	.731
Perry, Dwight	2	3	.667
Harris, Ramon	30	50	.600
Legion, Alex	5	9	.556
Coury, Mark	9	18	.500

Scoring Average	G	Pts	Avg/G
Crawford, Joe	30	538	17.9
Patterson, Patrick	25	411	16.4
Bradley, Ramel	30	478	15.9
Meeks, Jodie	11	97	8.8
Legion, Alex	6	40	6.7
Stevenson, Perry	31	183	5.9
Harris, Ramon	27	113	4.2
Jasper, Derrick	20	83	4.2
Benson, Kerry	2	5	2.5
Stewart, A.J.	22	46	2.1
Porter, Michael	25	50	2.0
Coury, Mark	31	61	2.0

Field Goal Attempts	G	Att	Att/G
Crawford, Joe	30	401	13.4
Bradley, Ramel	30	330	11.0
Patterson, Patrick	25	282	11.3
Stevenson, Perry	31	120	3.9
Meeks, Jodie	11	88	8.0

Field Goals Made	G	Made	Made/G
Crawford, Joe	30	188	6.3
Patterson, Patrick	25	162	6.5
Bradley, Ramel	30	139	4.6
Stevenson, Perry	31	69	2.2
Harris, Ramon	27	37	1.4

3-Point FG Attempts	G	Att	Att/G
Crawford, Joe	30	173	5.8
Bradley, Ramel	30	153	5.1
Meeks, Jodie	11	50	4.5
Jasper, Derrick	20	37	1.9
Porter, Michael	25	31	1.2

3-Point FG Made	G	Made	Made/G
Crawford, Joe	30	63	2.1
Bradley, Ramel	30	58	1.9
Jasper, Derrick	20	16	0.8
Meeks, Jodie	11	16	1.5
Porter, Michael	25	13	0.5

Free Throw Attempts	G	Att	Att/G
Bradley, Ramel	30	171	5.7
Crawford, Joe	30	130	4.3
Patterson, Patrick	25	119	4.8
Stevenson, Perry	31	58	1.9
Harris, Ramon	27	50	1.9

Free Throws Made	G	Made	Made/G
Bradley, Ramel	30	142	4.7
Crawford, Joe	30	99	3.3
Patterson, Patrick	25	87	3.5
Stevenson, Perry	31	45	1.5
Harris, Ramon	27	30	1.1

2007-08 GAME REVIEWS

2007-08 REVIEW

1

Rupp Arena (20,335)
Lexington, Ky. • Nov. 6, 2007

Central Arkansas 40 Kentucky No. 20/22 67

Joe Crawford scored 20 points and No. 20 Kentucky began the Billy Gillispie era with a 67-40 victory over Central Arkansas in the opening round of the 2K Sports College Hoops Classic.

The Wildcats advanced to the second round against Gardner-Webb, which defeated Alabama A&M 69-55.

Crawford, a senior guard who started most of the previous year, was among the last players on the team to see action, not appearing until 13 minutes in.

He was promptly whistled for palming but then started taking over the offense, going 7-of-11 from the field - including two dunks.

Sophomore forward Mark Coury cracked Gillispie's first starting lineup and needed less than 90 seconds to match his career high of four points as Kentucky got off to an 8-0 lead. Coury used a combination of jumpers and layups to account for 10 of Kentucky's first 12 points.

Coury finished with 13 points and 10 rebounds.

The Bears missed their first nine shots, including five from 3-point range, and didn't score until junior center Landrell Brewer hit two free throws more than five minutes in.

Central Arkansas's shooting fortunes didn't improve much as Kentucky held the Bears to 20 percent shooting, including only 12 points in the paint compared to 38 for the Wildcats.

Kentucky led 34-20 at halftime despite shooting just 40 percent. The Wildcats picked up the pace in the second half with 56 percent.

Durrell Nevels led Central Arkansas (0-1) with 10 points.

After point guard Ramel Bradley was called for a technical foul early in the second half to give him four personals in the game, Gillispie spent nearly an entire timeout screaming at the referee. The fans, slow to notice the coach's tirade, roared approval when they finally did.

Gillispie also made substitutions on virtually every dead ball, often bringing in players for just one offensive or defensive play.

The winner of the four-team Lexington regional of the tournament benefiting Coaches vs. Cancer advances to the semifinals on Oct. 15 at Madison Square Garden in New York. No. 3 Memphis, Oklahoma and Connecticut are hosting regionals.

Central Ark. (0-2)	FG	3FG	FT	R	F	Pts	A	T	B	S	M
01 Sims	* 2-9	1-4	2-2	5	2	7	0	3	0	0	24
10 Bowie	* 1-7	0-4	6-10	0	2	8	1	4	0	1	31
22 Pillow	* 3-17	1-9	2-2	2	1	9	3	7	0	1	34
31 Nevels	* 3-7	1-1	3-3	6	3	10	0	2	3	1	32
32 Marks	* 0-0	0-0	0-0	1	4	0	0	0	0	0	12
03 Silverman	0-0	0-0	0-0	0	0	0	0	0	0	0	1
20 Qahwash	0-2	0-1	0-0	1	0	0	0	0	0	0	3
21 Brewer	1-2	0-0	2-2	7	2	4	0	1	1	1	23
24 Cannon	0-0	0-0	0-0	1	1	0	0	0	0	0	6
25 Haymaker	0-0	0-0	0-0	0	2	0	0	0	0	1	7
34 Ruetter	0-6	0-3	2-2	2	1	2	1	1	0	0	26
44 Harding	0-0	0-0	0-0	0	0	0	0	0	0	0	1
TEAM	4										
Totals.....	10-50	3-22	17-21	29	18	40	5	18	4	5	200

Kentucky (1-0)	FG	3FG	FT	R	F	Pts	A	T	B	S	M
03 Bradley	* 4-8	2-5	0-1	6	4	10	0	3	0	0	30
13 Porter	* 0-3	0-0	0-0	4	0	0	2	2	0	3	24
23 Meeks	* 0-3	0-0	5-6	3	2	5	1	0	0	0	18
42 Coury	* 6-10	0-0	1-2	10	4	13	3	1	1	1	36
54 Patterson	* 2-4	0-0	0-2	3	4	4	1	2	0	1	13
01 Legion	3-7	0-1	0-0	2	0	6	2	1	0	2	14
20 Benson	1-2	1-1	0-0	1	1	3	0	0	1	0	14
21 Stevenson	1-3	0-0	0-0	1	0	2	0	0	1	1	11
25 Williams	2-3	0-0	0-0	5	1	4	1	2	0	0	19
30 Perry	0-1	0-0	0-0	0	0	0	0	0	0	0	1

32 Crawford	7-11	1-3	5-5	2	3	20	1	4	0	2	18
43 Carter	0-0	0-0	0-0	0	1	0	0	1	0	0	2
TEAM	7										
Totals.....	26-55	4-10	11-16	44	20	67	11	16	3	10	200

	1st	2nd	Tot	FG%	3FG%	FT%	Paint	P-TO	2nd	Bnch
Central Ark.	20	40	.200	.136	.810	12	10	9	6	
Kentucky	34	33	.67	.473	.400	.688	38	24	18	35

Officials: Jamie Luckie, Jerry Heater, Nathan Quick; Technical: UK - Bradley.

Grayson Fittner scored 22 points to help Gardner-Webb beat No. 20 Kentucky 84-68 in the 2K Sports College Hoops Classic.

2

Rupp Arena (19,845)
Lexington, Ky. • Nov. 7, 2007

Gardner-Webb 84 Kentucky No. 22/22 68

Kentucky, Division I's winningest program, hadn't lost a regular-season game to a mid-major since falling to Western Kentucky on Nov. 15, 2001, in that season's opener. It lost to UAB in 2004 in the first round of the NCAA Tournament.

Kentucky's last home loss to an unranked nonconference foe was Dec. 3, 2005, against North Carolina.

The tournament, benefiting Coaches vs. Cancer, had been set up to send four top programs -- No. 3 Memphis, Connecticut, Oklahoma and Kentucky -- to New York next week to play in the semifinals.

However, instead of the Wildcats, Gardner-Webb, which finished 9-21 last season and tied for seventh in the Atlantic Sun Conference, will play the winner of Thursday night's game between Buffalo and Connecticut.

As it turned out, the Wildcats never had control of this game, trailing 14-0 just four minutes in, missing its first four shots and turning the ball over four times during that span.

Fittner hit a critical 3 midway through the first half that opened the Bulldogs' lead to 26-10.

Kentucky cut the deficit to seven less than three minutes later on a long jumper by Joe Crawford but would get no closer.

Crawford, a senior guard and regular starter last year, didn't crack the starting lineup for the second consecutive game under Billy Gillispie despite leading the team with 20 points Tuesday against Central Arkansas.

Gardner-Webb led 38-27 at halftime, and Sanders began the second half with a three-point play to put the Wildcats deeper into a hole.

Among the lone bright spots for Kentucky were its two blue chip freshmen, power forward Patrick Patterson and guard Alex Legion.

Legion tried to single-handedly carry the Wildcats midway through the second half, hitting three 3-pointers and making a key steal just over two minutes.

Patterson had 12 points and a game-high 12 rebounds, including 10 in the first half that accounted for half the Wildcats' total.

"They came to play," Patterson said of Gardner-Webb. "Obviously we didn't."

A night after holding Central Arkansas to 20 percent shooting -- the Wildcats' best defensive performance since 1995 -- Kentucky allowed the Bulldogs to make 53 percent.

Kentucky was ice cold shooting, hitting just 36 percent. Ramel Bradley led all scorers by tying a career high with 24 points and going 14-for-14 from the foul line.

But every time Kentucky made a basket, the Bulldogs seemed to make a bigger one.

Gardner-Webb (2-0)	FG	3FG	FT	R	F	Pts	A	T	B	S	M
04 Fittner	* 7-10	3-6	5-6	3	3	22	5	4	0	0	32
10 Sanders	* 6-15	1-2	8-9	10	2	21	2	2	0	1	33
23 Linn	* 5-8	2-3	3-4	8	5	15	3	3	0	2	26
25 Blank	* 5-8	2-4	0-0	2	3	12	1	3	1	0	31
42 MacMillan	* 0-2	0-0	4-6	8	4	4	1	0	0	0	31
5 Sarpy	0-0	0-0	0-0	1	0	0	1	0	0	0	2
24 Siddle	2-4	0-1	4-6	2	0	8	3	2	0	0	28
30 Downou	0-1	0-1	0-0	1	3	0	0	2	0	0	7
33 Boggs	0-0	0-0	0-0	0	0	0	0	0	0	0	1

Table with columns for player names and statistics (13 Porter, 21 Stevenson, 25 Williams, 30 Perry, 43 Carter).

Summary table for 1st 2nd Tot FG% 3FG% FT% Paint P-T0 2nd Bnch. Includes Texas So. and Kentucky data.

Table with columns for player names and statistics (21 Stevenson, 34 Harris).

Summary table for 1st 2nd Tot FG% 3FG% FT% Paint P-T0 2nd Bnch. Includes Stony Brook and Kentucky data.

2007-08 REVIEW

5 Rupp Arena (19,269) Lexington, Ky. • No. 27, 2007. Stony Brook 52 Kentucky 62

Patrick Patterson had 19 points and matched his career-high 12 rebounds as Kentucky survived a sloppy start and pulled away from Stony Brook 62-52.

Stony Brook trailed by 19 points in the second half but clawed back to cut the lead to 43-37 with less than seven minutes left on a 3-pointer by Michael Tyree. Perry Stevenson dunked home a missed shot seconds later, as the Wildcats padded the lead.

At least for one game, Stevenson -- a specialist at blocking shots -- provided Kentucky a scorer in the post alongside Patterson. He recorded his first career double-double with personal bests of 18 points and 10 rebounds.

Both teams were ice-cold out of the gate, combining for just 10 points in the first 10 minutes.

Kentucky misfired on 12 of its first 13 shots in that span, connecting only on Patterson's put-back of Joe Crawford's missed 3-pointer. Kentucky didn't score again from the field until Patterson's dunk with 9:32 left in the half.

Stony Brook couldn't take advantage of Kentucky's early shooting woes. The Wildcats trailed by just two points after Patterson's dunk and took the lead for good at 14-12 four minutes later on Stevenson's jumper from the free-throw line.

Kentucky went on an 8-0 run the last two minutes of the first half and led 26-14 at the break.

But if Kentucky's offense was poor, Stony Brook's was worse. The Seawolves didn't get their first assist until four minutes into the second half and finished with just five in the game.

Defensively, the Seawolves were outmached by the bigger Wildcats. Seven different Kentucky players blocked shots, compared with none for Stony Brook.

Stony Brook's Mitchell Beauford led all scorers with 20 points.

Stony Brook (0-6) FG 3FG FT R F Pts A TO B S M. Includes player stats for Lucas, Beauford, Young, Martin, Neto, Cox, Castellanos, Tyree, Pitt, Paul.

Kentucky (4-1) FG 3FG FT R F Pts A TO B S M. Includes player stats for Legion, Bradley, Crawford, Coury, Patterson, Porter.

6 Rupp Arena (24,252) Lexington, Ky. • Dec. 1, 2007. North Carolina No. 1/2 86 Kentucky 77

Tyler Hansbrough made 10 of 12 free throws as top-ranked North Carolina capitalized on Kentucky's 25 fouls and beat the Wildcats 86-77.

With Hansbrough closely guarded, reserve Danny Green lead the Tar Heels with a career-high 20 points.

Hansbrough finished with 14 points and a game-high 11 rebounds, his third double-double of the season.

Patrick Patterson, Kentucky's blue-chip freshman power forward, held his own against North Carolina's tough frontcourt.

Billy Gillispie said he was pleased with the effort. He surprisingly even labeled Perry Stevenson's performance the best of the year, despite scoring only two points and playing just eight minutes.

Hansbrough said Patterson did provide a challenge. "He's a solid big man," Hansbrough said. "He's very physical and he can get you into weird positions because they run so many things to him."

Up 44-39 early in the second half, the Tar Heels went on a 13-0 run to put the game out of reach. Bobby Frasor finished the streak with two 3-pointers, the last one silencing the Rupp Arena crowd as he pumped his fist.

Patterson ended the Kentucky drought by drawing a foul and hitting one of two free throws, but that was Kentucky's first trip to the line. By then, North Carolina had taken 14 free throws, making 13.

Kentucky's defense helped the Wildcats play with North Carolina early, but every time the Wildcats made a big basket, Green, a junior swingman, seemed to have an answer.

He scored North Carolina's last 10 points of the first half, eight of them in a span of just over a minute, using 3-pointers to answer a 3 by Joe Crawford and a dunk by A.J. Stewart, then a layup to answer Crawford's layup.

It was Green's sixth straight game scoring in double digits, all as a reserve. Kentucky's regular point guard, Rameel Bradley, was not in the lineup for the tipoff. Bradley entered less than two minutes in, but had only two assists. He did score 19 points, as did Patterson. Crawford led the team with 21.

The Tar Heels led 37-32 at halftime. Patterson scored the first bucket of the second half to cut the deficit to three points, but the Wildcats would get no closer.

Kentucky leads all Division I programs with 1,952 wins, while North Carolina is second at 1,921.

UNC (7-0) FG 3FG FT R F Pts A TO B S M. Includes player stats for Ginyard, Lawson, Thompson, Ellington, Hansbrough, Frasor, Thomas, Graves, Green, Stepheson, Coppeland.

Kentucky (4-2) FG 3FG FT R F Pts A TO B S M. Includes player stats for Porter, Crawford.

34 Harris	*	0-1	0-0	0-0	0	2	0	0	2	0	3	10
42 Coury	*	0-4	0-0	0-0	4	2	0	0	3	2	1	21
54 Patterson	*	6-12	0-0	7-9	9	5	19	2	3	0	0	33
01 Legion		2-3	1-2	2-2	0	1	7	0	1	0	1	6
03 Bradley		6-13	2-5	5-6	3	2	19	2	2	0	1	37
15 Stewart		3-3	0-0	0-0	4	3	6	1	1	2	1	18
21 Stevenson		1-1	0-0	0-0	3	5	2	0	0	1	0	8
TEAM		1										
Totals.....		26-58	7-17	18-22	31	25	77	11	19	5	7	200

		1st	2nd	Tot	FG%	3FG%	FT%	Paint	P-TO	2nd	Bnch	
UNC		37	49	86	.426	.500	.794	24	33	14	33	
Kentucky		32	45	77	.448	.412	.818	32	16	15	34	

Officials: Mike Stuart, Tom Eades, Karl Hess; Technicals: None.

7

Assembly Hall (17,41)
Bloomington, Ind. • Dec. 8, 2007

Kentucky	51
Indiana	70

No. 15/15

Freshman Jordan Crawford scored 20 points in his first career start and led 15th-ranked Indiana to a 70-51 win over border rival Kentucky.

Kentucky shot poorly, turned the ball over too much and had two starters foul out in the first 10:02 of the second half. Even Joe Crawford, who joined Kentucky's 1,000-point club last week, couldn't get his team righted.

Patrick Patterson led the Wildcats with 15 points in a second straight loss to a traditional power, and for only the third time in the last 14 games of this passionate series.

"They whipped us in every aspect and they did it with a short-handed team," Kentucky coach Billy Gillispie said. "We're not happy about that."

The Hoosiers have won 23 straight home games, and coach Kelvin Sampson is a perfect 21-0 at Assembly Hall since taking over as Indiana's coach last season.

This victory, however, deviated from the Hoosiers' usual script.

Freshman Eric Gordon, the nation's second-leading scorer entering the week, was a late scratch because of a bruised lower back. Sophomore Armon Bassett missed the game because of a suspension for violating team rules, and Sampson said afterward he hasn't yet decided whether Bassett's suspension will be for more games.

Worse yet was losing senior forward D.J. White for most of the last 10 minutes of the first half because of foul trouble. White finished with 16 points and 13 rebounds, joining the Hoosiers' 1,000-point club.

"We've got to figure out what the problem is," Joe Crawford said. "I'm just kind of hurt right now. The most frustrating thing about it was we just not fighting. It's hard to go down like that when we're not making any runs or just not fighting at any time."

Indiana took control midway through the first half with a 15-5 run that expanded the lead to 29-15 with 6:11 left in the first half.

Kentucky closed to 31-23 when Joe Crawford stole the ball from his brother and drove in for a layup. But Jordan Crawford made three of four free throws in the final 90 seconds, during a five-point flurry that gave Indiana a 37-25 halftime lead.

The second half was all Hoosiers.

Indiana scored the first nine points in the second half, building a 46-25 lead, and then things turned ugly for the Wildcats. Bradley fouled out with 13:51 left, and Michael Porter fouled out with 9:58 to go.

The result: Kentucky never got closer than 17 points the rest of the way, and Jordan Crawford walked away with a win and family bragging rights.

Kentucky (4-3)	FG	3FG	FT	R	F	P	A	T	B	S	M	
03 Bradley	*	2-5	1-4	0-1	1	5	5	0	2	1	1	23
13 Porter	*	1-4	1-2	0-0	1	5	3	0	3	0	0	21
32 Crawford	*	4-15	1-6	1-3	2	2	10	2	2	0	1	37
42 Coury	*	1-2	0-0	0-0	3	3	2	0	1	0	1	12
54 Patterson	*	6-9	0-0	3-5	5	2	15	2	5	0	0	36
15 Stewart		0-2	0-0	1-2	0	2	1	1	2	0	0	12
21 Stevenson		3-5	0-0	4-4	6	3	10	2	2	0	1	26
30 Perry		0-1	0-1	0-0	0	0	0	0	0	0	0	4
34 Harris		2-6	1-3	0-1	8	3	5	2	2	1	0	25
43 Carter		0-0	0-0	0-0	0	0	0	0	0	0	0	4

TEAM	3											
Totals.....	19-49	4-16	9-16	29	25	51	9	19	2	4	200	

Indiana (8-1)	FG	3FG	FT	R	F	P	A	T	B	S	M	
03 White	*	6-11	0-0	4-4	13	3	16	1	5	2	0	29
05 Crawford	*	5-10	3-5	7-10	2	2	2	3	0	2	3	39
13 Ellis	*	4-8	1-2	3-5	5	5	12	5	2	0	2	35
22 Stemler	*	1-3	0-2	2-2	3	3	4	1	1	0	1	36
30 White	*	1-4	0-0	5-6	3	4	7	1	1	0	1	29
02 Thomas		5-10	0-0	1-5	5	2	11	0	3	0	1	22
24 McGee		0-0	0-0	0-0	1	0	0	0	0	0	1	6
32 Holman		0-1	0-0	0-0	1	0	0	0	0	0	0	2
34 Ahlfeld		0-0	0-0	0-0	0	0	0	0	0	0	0	1
44 Taber		0-0	0-0	0-0	0	0	0	0	0	0	0	1
TEAM	4											
Totals.....	22-47	4-9	22-32	37	19	70	10	15	2	8	200	

		1st	2nd	Tot	FG%	3FG%	FT%	Paint	P-TO	2nd	Bnch	
Kentucky		25	26	51	.388	.250	.563	26	9	6	16	
Indiana		37	33	70	.468	.444	.688	24	14	13	11	

Officials: Ed Hightower, Zelon Steed, Eugene Crawford; Technicals: UK - Crawford.

8

Freedom Hall (14,241)
Louisville, Ky. • Dec. 15, 2007

UAB	79
Kentucky	76

Robert Vaden scored a career-high 33 points including the go-ahead 3-pointer with 1:15 to play as UAB rallied past Kentucky 79-76.

Walter Sharpe added 16 points and Reggie Huffman had 10 points and 12 rebounds as the Blazers ruined Kentucky's annual visit to Freedom Hall.

The Blazers trailed by 14 but surged ahead on a 16-0 run fueled by Vaden as the Wildcats finally cooled off. UAB held Kentucky scoreless for more than five minutes, eventually taking a 66-64 lead with 5:22 remaining.

Though the Wildcats managed to tie the game four times in the final minutes, the red-hot shooting that carried them to the lead abandoned them in the end.

Ramel Bradley led Kentucky with 23 points and six rebounds and Patrick Patterson added 18 points and seven rebounds, but Kentucky couldn't overcome 18 turnovers and the scintillating play of Vaden.

The Indiana transfer scored 28 points in the second half as UAB coach Mike Davis was able to do something he rarely did while coaching at Indiana: beat the Wildcats.

After a sluggish first half, the Blazers shot 70 percent from the floor in the second half. Vaden led the way, hitting from all over the floor no matter how the Wildcats tried to guard him. Kentucky's Michael Porter was the primary defender, but Vaden simply shot over the smaller Porter, hitting on an array of jumpers.

Still, Kentucky had its chances. Joe Crawford hit a difficult reverse layup to pull the Wildcats to 77-76 with 37 seconds left. Aaron Johnson hit two free throws for UAB, but Crawford's awkward 3-point attempt clanged off the rim with 5 seconds left and the Blazers were able to run out the clock.

The rally seemed unlikely for the game's first 30 minutes. The Wildcats, who had struggled all season shooting from the perimeter, couldn't miss early.

Kentucky built a 12-point halftime lead behind Bradley and some torrid shooting, a welcome development for a team that has struggled from 3-point range all season.

Bradley hit a pair of 3-pointers during a 9-0 run that gave the Wildcats an early 17-9 edge, and they got hot again late in the half. Porter finished the half with a running 3-pointer at the buzzer, the crowd roaring in its approval as Porter leapt in the air before sprinting to the locker room.

The Wildcats were able to hold off an early second-half surge, expanding the lead to 64-50 on a 3-pointer by Crawford with 10:49 remaining.

After a difficult stretch in losses to North Carolina and Indiana, the Wildcats seemed to finally develop the rhythm they've been lacking. But Vaden simply wouldn't let the Wildcats run away. He hit back-to-back 3-pointers -- both with hands in his face -- during the 16-0 run that gave the Blazers their first lead since the opening minutes.

UAB (8-4)	FG	3FG	FT	R	F	Pts	A TO	B	S	M
01 Johnson	* 3-5	0-1	2-2	1	2	8	8 4	0	0	33
15 Holmes	* 2-2	0-0	0-0	2	3	4	1 0	1	1	19
21 Kinnard	* 1-10	1-8	0-0	3	1	3	1 1	0	0	28
24 Vaden	* 10-18	7-11	6-6	1	1	33	3 2	0	4	37
51 Huffman	* 4-5	0-0	2-5	12	1	10	2 1	0	1	27
10 Bernios	0-1	0-0	2-2	0	0	2	2 0	0	2	9
22 Davis	1-2	1-2	0-0	1	1	3	0 0	0	0	19
42 Sharpe	7-10	0-0	2-8	1	4	16	3 1	1	1	28
TEAM				2						
Totals.....	28-53	9-22	14-23	23	13	79	20 9	2	9	200

Kentucky (4-4)	FG	3FG	FT	R	F	Pts	A TO	B	S	M
03 Bradley	* 8-16	5-10	2-2	6	2	23	2 1	0	2	40
13 Porter	* 3-6	3-5	0-0	2	2	9	7 3	0	0	39
34 Harris	* 0-2	0-2	2-2	2	0	2	1 5	0	0	12
42 Coury	* 2-4	0-0	0-0	2	4	4	3 2	1	0	19
54 Patterson	* 8-9	0-0	2-2	7	5	18	3 4	2	0	33
21 Stevenson	2-3	0-0	0-0	5	0	4	1 1	0	1	28
32 Crawford	5-9	4-8	2-2	4	4	16	3 2	1	1	29
Totals.....	28-49	12-25	8-8	28	17	76	20 18	4	2	200

	1st	2nd	Tot	FG%	3FG%	FT%	Paint	P-TO	2nd	Bnch
UAB	28	51	79	.528	.409	.609	26	25	9	21
Kentucky	40	36	76	.571	.480	1.000	29	11	4	20

Officials: Tony Greene, Antinio Petty, Mike Eades; Technicals: None.

9 Hofheinz Pavilion (8,517)
Houston, Texas • Dec. 18, 2007

Kentucky 69
Houston 83

Dion Dowell scored 19 points and Robert McIver added 18 as Houston matched its best start since the days of Phi Slama Jama with an 83-69 victory against Kentucky.

Joe Crawford scored 28 points and Jodie Meeks had 21 in his return from an injury for the Wildcats, who have lost four straight for the first time since 1989-90, when Rick Pitino's first Kentucky team dropped five in a row.

The offense looked better than it has most of the season, with the sharp-shooting Meeks back after missing the previous six games with a stress fracture in his pelvic area. But just as he got healthy, the Cats lost leading rebounder Patrick Patterson to an ankle injury.

Gillispie said Patterson twisted his ankle on Monday and the freshman was ready to play until moments before tipoff.

Tafari Toney had nine points and eight rebounds and Lanny Smith had eight assists for the Cougars, who are off to their best start since the 1983-84 team won 10 of its first 11.

The Cougars outrebounded Kentucky 38-33 and forced 18 turnovers to overcome 36 percent shooting.

Houston led 45-33 at halftime, then pulled away with defense and rebounding.

The Wildcats went the final 6:21 of the first half without a field goal, missing four shots and committing four turnovers. Michael Porter hit a 3-pointer from the corner 17 seconds into the second half to snap Kentucky's field goal drought.

But the Cougars went back to the smothering zone defense they used in the first half, and the Wildcats promptly committed two turnovers and lost their shooting touch again.

Toney hit a free throw and McIver made a 3-pointer from the wing to start a decisive 16-5 run. Toney scored twice on putbacks to extend the lead to 53-37.

Crawford picked off a steal, drove for a layup and converted a three-point play for the Wildcats with 14:36 left. But the 6-foot-8 Toney turned another offensive rebound into a three-point play at the other end.

Kentucky made a mild run too late. Crawford converted a three-point play with 2:52 left to cut Houston's lead to 74-64. The Cougars broke the Wildcats' full-court press and Kelvin Lewis finished the fast break with an alley-oop pass to Dowell for a dunk.

Meeks carried Kentucky's offense in the first half, scoring 17 points.

Kentucky (4-5)	FG	3FG	FT	R	F	Pts	A TO	B	S	M
03 Bradley	* 0-4	0-1	0-0	4	2	0	5 1	0	0	26
13 Porter	* 2-2	2-2	0-0	1	5	6	1 6	0	0	33
32 Crawford	* 2-7	2-7	8-9	6	4	28	4 4	1	1	40
34 Harris	* 2-3	0-1	0-0	4	2	4	0 0	0	0	14
42 Coury	* 1-2	0-0	0-0	4	2	2	2 1	1	0	14
15 Stewart	1-1	0-0	0-0	4	2	2	1 2	0	0	15
21 Stevenson	0-0	0-0	0-0	0	1	0	0 0	0	2	6
23 Meeks	7-14	4-9	3-7	5	1	21	1 3	0	1	35
30 Perry	0-0	0-0	0-0	0	0	0	0 0	0	0	0
40 Mills	0-1	0-0	0-0	0	2	0	1 0	0	0	1
43 Carter	3-5	0-0	0-0	4	2	6	0 1	2	0	16
TEAM				1						
Totals.....	25-50	8-20	11-16	33	23	69	15 18	6	2	200

Houston (10-1)	FG	3FG	FT	R	F	Pts	A TO	B	S	M
00 Lewis	* 2-6	1-4	3-3	5	4	8	2 1	0	1	35
01 Dowell	* 5-12	3-6	6-6	9	3	19	1 1	2	0	40
03 McKiver	* 4-11	3-5	7-9	4	1	18	0 1	0	2	37
23 Smith	* 2-10	1-4	6-8	0	3	11	8 3	0	0	31
42 Toney	* 3-6	0-1	3-5	8	3	9	0 1	0	0	9
02 Nixon	0-0	0-0	0-0	0	0	0	0 0	0	1	3
04 Mosley	2-2	0-0	0-0	4	0	4	0 0	0	0	10
05 Malone	2-8	2-6	3-4	3	1	9	2 1	0	0	20
24 Moukoury	0-0	0-0	0-0	1	1	0	0 0	0	0	4
32 Pane	2-6	1-3	0-0	2	2	5	0 1	0	0	11
TEAM				2						
Totals.....	22-61	11-29	28-35	38	18	83	13 9	2	8	200

	1st	2nd	Tot	FG%	3FG%	FT%	Paint	P-TO	2nd	Bnch
Kentucky	33	36	69	.500	.400	.688	30	10	7	29
Houston	45	38	83	.361	.379	.800	20	24	28	18

Officials: Tony Greene, Pat Adams, Doug Shows; Technicals: UK - Gillispie.

10 Rupp Arena (22,371)
Lexington, Ky. • Dec. 22, 2007

Tennessee Tech 47
Kentucky 69

Patrick Patterson posted season-highs with 24 points and 15 rebounds as Kentucky snapped its longest losing streak in 17 years with a 69-47 win over Tennessee Tech.

Ramel Bradley added 12 points and A.J. Stewart scored nine points for the Wildcats.

Bradley and fellow senior guard Joe Crawford started the day on the bench but combined for 17 points, all in the second half as the Wildcats quickly pulled away after they entered the game.

For a day at least, the Wildcats were able to restore a bit of swagger, if not polish. Kentucky held Tennessee Tech to 26 percent shooting and had 10 steals and five blocks while playing with the kind of intensity it has lacked much of the season.

Patterson led the way, dominating at both ends of the floor while collecting his fourth double-double of the season. The freshman was 11-of-14 from the field and showed no ill effects from an ankle injury that kept him out of Tuesday's loss at Houston.

At times, however, it wasn't pretty. The Wildcats turned the ball over 21 times and got off to another sluggish start with their two senior leaders on the bench.

Still, even with a makeshift starting lineup, Patterson made sure the Wildcats snapped out of their weeklong swoon. Kentucky built a 29-21 halftime lead thanks to its defense even as it struggled to hold onto the ball.

It wasn't until the two seniors entered the game early in the second half that the Wildcats were able to take control. Both received ovations from the Rupp Arena crowd upon entering, and they responded by spearheading a 20-7 run that broke the game open.

Bradley had five points during the run while Crawford found open teammates, collecting five assists in his short stint on the floor.

Kentucky held Tennessee Tech scoreless for more than six minutes

late in the first half, and didn't back down when challenged. Normally placid forward Perry Stevenson mixed it up briefly with Tennessee Tech's Rashaud Nixon, and teammate A.J. Stewart quickly rose to his defense.

Anthony Fisher led Tennessee Tech with 12 points and Frank Davis added nine, but the Golden Eagles couldn't find the magic that led them to a 17-point road win at Oregon State last Sunday.

The Wildcats played without guard Jodie Meeks, who sat out with a hip flexor strain. Meeks played his first game in six weeks during the loss to Houston, scoring 21 points.

Tenn. Tech (4-8)	FG	3FG	FT	R	F	Pts	A TO	B	S	M	
02 Fisher	* 2-9	0-3	8-11	2	2	12	2	4	0	0	33
05 Moore	* 0-1	0-0	0-0	1	1	0	1	1	0	1	18
10 McKenzie	* 1-5	0-2	1-4	2	3	3	0	1	0	1	25
24 Nixon	* 1-4	0-0	0-0	2	2	2	1	2	0	0	16
30 Davis	* 3-10	2-5	1-1	4	2	9	0	1	0	2	32
03 Smiley	0-0	0-0	2-4	1	0	2	0	0	0	0	3
04 Stowers	1-1	1-1	0-0	2	1	3	0	0	0	0	6
12 Walker	0-1	0-1	0-0	0	0	0	0	0	0	0	2
20 Northern	2-8	0-0	1-2	6	0	5	0	0	1	2	29
21 Barnes	1-5	1-2	0-0	1	1	3	1	1	0	1	15
34 Minaya	3-9	0-3	2-3	3	4	8	0	1	0	1	13
45 Bryant	0-0	0-0	0-0	1	2	0	2	2	1	0	8
TEAM											
Totals.....	14-53	4-17	15-25	25	18	47	7	13	2	8	200

Kentucky (5-5)	FG	3FG	FT	R	F	Pts	A TO	B	S	M	
13 Porter	* 2-8	1-3	0-0	2	2	5	3	5	0	2	28
21 Stevenson	* 2-3	0-0	0-2	8	1	4	3	4	2	2	34
34 Harris	* 3-6	2-5	0-0	10	2	8	2	2	0	0	40
42 Coury	* 0-1	0-0	0-0	0	1	0	0	2	0	0	4
54 Patterson	* 11-14	0-0	2-4	15	3	24	0	2	3	1	39
03 Bradley	2-3	1-2	7-8	1	2	12	1	3	0	2	13
04 Mills	0-0	0-0	0-0	0	0	0	0	0	0	0	1
15 Stewart	4-7	0-0	1-2	5	3	9	1	2	0	2	20
25 Williams	0-1	0-0	0-0	0	0	0	0	0	0	0	3
30 Perry	0-0	0-0	0-0	0	0	0	0	0	0	0	2
32 Crawford	2-6	0-3	1-1	1	1	5	5	0	0	1	10
43 Carter	0-0	0-0	2-2	2	1	2	1	1	0	0	6
TEAM											
Totals.....	26-49	4-13	13-19	46	16	69	16	21	5	10	200

	1st	2nd	Tot	FG%	3FG%	FT%	Paint	P-TO	2nd	Bnch
Tenn. Tech	21	26	47	.263	.235	.600	16	16	5	21
Kentucky	29	40	69	.531	.308	.684	32	7	9	28

Officials: Doug Shows, Mike Nance, Patrick Evans; Technicals: None.

11 Rupp Arena (21,961)
Lexington, Ky. • Dec. 19, 2006

San Diego **81**
Kentucky **72**

Brandon Johnson led San Diego with a career-high 27 points to stun Kentucky 81-72 on the Wildcats' home floor.

The Wildcats were led by freshman forward Patrick Patterson, and Ramel Bradley who had 20 points each.

Rupp Arena was the biggest venue Johnson has ever played in he said. "It was intimidating (Friday), with no one in the stands," he said.

Johnson may have still been jittery in the first half when he made one field goal and had five turnovers.

But it was Johnson who hurt the Wildcats in the second half though, scoring 22.

The Wildcats allowed Johnson to "totally control the game," coach Billy Gillispie said.

"They ran the game they way they wanted to and we didn't make them do anything different on defense," Gillispie said. "We're not getting any loose balls. We're not getting any rebounds."

San Diego out rebounded Kentucky, 34-25, and Gillispie estimated that they got eight of 10 loose balls in the first half.

Patterson and Perry Stevenson led the Wildcats with five rebounds each.

"I'm just furious," Patterson said. "It's just an awful feeling to prepare for this game, coming off a win and everything clicking together."

The Wildcats had lost four in a row before beating Tennessee Tech last weekend.

Gillispie was asked during the post-game media conference what he had to say to fans who don't think the Wildcats are very good this season.

"I couldn't disagree with them very much with the way we're playing," he said.

They did cheer when guards Jodie Meeks and Derrick Jasper were sent into the game. The two sophomores had missed time this season after injuries.

Jasper had not played this season and Meeks had played in one of Kentucky's last eight games. Jasper had knee surgery during the off-season, and still limped a little, but had four assists. Meeks had two points and two rebounds.

The Toreros and Wildcats traded leads twice early in the second half but San Diego took the lead for good on a free throw by Gyno Pomare, making the score 44-43 with 13:49 to play in the game. Pomare led San Diego with 12 rebounds.

The Toreros led most of the first half and led at the break, 35-33. Kentucky tied the game at 31 and 33 but a pair of free throws by Pomare with 3.7 seconds to play gave the Toreros their halftime margin.

The Wildcats' only lead of the first half was 3-2 after a 3-pointer by Ramel Bradley.

San Diego (7-8)	FG	3FG	FT	R	F	Pts	A TO	B	S	M	
01 Johnson, B.	* 7-15	3-5	10-12	8	2	27	3	7	0	3	35
03 Ginty	* 5-5	4-4	4-4	1	1	18	1	1	0	0	29
21 Pomare	* 3-8	0-0	7-8	12	3	13	0	2	1	1	34
22 Jones	* 3-6	1-1	1-2	3	2	8	4	4	3	3	33
23 Jackson	* 0-7	0-3	8-8	3	1	8	0	0	0	2	36
11 Johnson, T.	2-6	1-3	0-0	0	4	5	2	0	0	0	17
12 Lewis	0-0	0-0	2-2	2	1	2	1	0	0	0	6
13 Brown	0-1	0-0	0-0	1	0	0	0	0	0	0	3
33 Houston	0-0	0-0	0-0	3	2	0	0	2	0	1	7
TEAM											
Totals.....	20-48	9-16	32-36	34	17	81	11	16	4	10	200

Kentucky (5-6)	FG	3FG	FT	R	F	Pts	A TO	B	S	M	
03 Bradley	* 6-14	2-6	6-6	2	4	20	1	3	1	1	31
13 Porter	* 0-1	0-0	0-0	0	1	0	0	0	0	2	7
15 Stewart	* 0-0	0-0	2-2	2	0	2	0	1	0	0	5
34 Harris	* 3-7	0-3	0-1	1	2	6	2	2	2	1	26
54 Patterson	* 7-12	0-0	6-6	5	4	20	4	4	1	2	36
05 Jasper	0-1	0-1	0-0	2	2	0	4	1	0	1	14
21 Stevenson	2-4	0-0	2-3	5	2	6	0	1	1	0	18
23 Meeks	1-4	0-2	0-0	2	4	2	0	1	0	0	12
32 Crawford	4-4	1-1	1-2	0	5	10	3	3	0	1	32
42 Coury	2-3	0-0	2-4	4	2	6	0	0	1	2	19
TEAM											
Totals.....	25-50	3-13	19-24	25	25	72	14	16	6	10	200

	1st	2nd	Tot	FG%	3FG%	FT%	Paint	P-TO	2nd	Bnch
San Diego	35	46	81	.417	.563	.889	22	21	14	7
Kentucky	33	39	72	.500	.231	.792	32	12	6	24

Officials: Rick Crawford, Antinio Petty, Lee Cassell; Technicals: None.

12 Rupp Arena (19,184)
Lexington, Ky. • Dec. 31, 2007

FIU **49**
Kentucky **92**

It was a meaningless free throw in a game long since decided, but the Rupp Arena crowd rose to cheer on Derrick Jasper anyway.

The Kentucky guard had missed his three previous free throws badly, but this time, bending his surgically repaired left knee, the ball fell through.

The shot was the last of Jasper's four points in Kentucky's 92-49 romp over Florida International on Monday, but for a player who wondered if he'd

ever play again after having off-season microfracture surgery, it may as well have been a game-winner.

Jasper ran the offense crisply and didn't hesitate to get in the lane and rebound, a sign that he's getting used to playing with the cumbersome brace that protects his left knee.

Ramel Bradley scored 22 points while becoming the 55th player in school history to top 1,000 career points. Jodie Meeks added 21 and Patrick Patterson chipped in with 20 for the Wildcats, the first time three Cats scored 20 points in the same game since 2002.

Russell Hicks led FIU with 17 points and 11 rebounds, but the Golden Panthers couldn't keep up while losing their sixth straight.

The Wildcats began the game with their 11th different starting lineup of the season, but it didn't take long for familiar faces to come off the bench.

When Joe Crawford and Jasper entered the game less than two minutes in, it marked just the second time this season the Wildcats put their best five players on the floor at the same time.

Kentucky reeled off 10 quick points, spreading the floor with the four guards while Patterson worked the middle.

FIU managed to briefly make it competitive, but the Wildcats broke it open with a 15-3 run fueled by some hot 3-point shooting. The Wildcats made five of their first seven 3-pointers, and the energy translated at the other end of the floor.

A steal by Meeks led to a layup by Mark Coury. Seconds later Coury stepped in front of a pass, leading to a 3-pointer by Crawford. A 3-pointer by Meeks pushed the lead to 21, and Kentucky ended the half with a flourish as Bradley hit an acrobatic layup in the lane and added another one at the first half buzzer after the Golden Panthers threw it away while trying to deal with the Wildcat press.

The second half brought more of the same, as the Wildcats withstood a brief flurry by the Golden Panthers, putting them away with a 14-2 run that gave Kentucky a 59-32 lead.

FIU (3-9)	FG	3FG	FT	R	F	Pts	A	T	B	S	M
00 Fuller	* 2-8	1-2	0-0	1	2	5	2	0	0	0	33
02 Galindo	* 0-6	0-4	0-0	2	5	0	2	2	0	1	35
05 James	* 0-0	0-0	0-0	0	2	0	1	3	1	0	10
30 Gacasa	* 1-3	1-1	2-2	2	1	5	0	1	0	0	14
32 Hicks	* 7-12	0-0	3-6	11	4	17	1	2	2	1	29
01 White	2-7	1-4	7-8	2	2	12	2	5	1	0	23
03 Russell	0-2	0-0	0-0	0	5	0	0	1	0	0	7
11 Nsangou	4-8	0-1	0-1	4	2	8	1	2	0	1	20
13 Essola	1-4	0-1	0-0	0	1	2	1	0	0	0	12
23 Taylor	0-2	0-0	0-0	0	0	0	0	0	0	0	6
31 Ndiaye	0-3	0-0	0-0	3	2	0	0	1	0	2	11
TEAM				2	2						
Totals.....	17-55	3-13	12-17	27	49	10	17	4	5	20	

Kentucky (6-6)	FG	3FG	FT	R	F	Pts	A	T	B	S	M
03 Bradley	* 5-13	3-4	9-11	5	2	22	4	1	1	4	31
23 Meeks	* 5-10	5-9	6-6	4	2	21	3	1	0	1	30
34 Harris	* 0-0	0-0	3-4	1	0	3	0	1	0	2	13
42 Coury	* 2-2	0-0	0-0	2	2	4	0	1	0	1	12
54 Patterson	* 7-11	0-0	6-8	5	2	20	1	1	3	0	26
02 Scherbenske	0-2	0-0	0-0	1	0	0	0	0	0	0	1
04 Mills	0-0	0-0	0-0	0	0	0	1	0	0	0	1
05 Jasper	1-1	1-1	1-4	10	3	4	5	2	1	1	28
12 Krebs	1-1	1-1	0-0	0	0	3	0	0	1	0	1
13 Porter	0-2	0-2	2-2	1	0	2	1	2	0	1	13
21 Stevenson	0-0	0-0	0-0	0	0	0	0	0	0	0	5
25 Williams	0-1	0-0	0-0	0	0	0	0	0	0	0	2
30 Perry	0-0	0-0	2-3	0	0	2	0	0	0	0	3
32 Crawford	4-9	1-5	2-2	1	3	11	1	2	0	0	25
43 Carter	0-0	0-0	0-0	2	2	0	1	3	1	0	9
TEAM				5							
Totals.....	25-52	11-22	31-40	37	16	92	17	14	7	10	20

FIU	1st	2nd	Tot	FG%	3FG%	FT%	Paint	P-TO	2nd	Bnch
	21	28	49	.309	.231	.706	20	5	13	22
Kentucky	43	49	92	.481	.500	.775	26	27	8	22

Officials: Doug Simmons, Tim Gattis, Gary Maxwell; Technicals: FIU-Galindo; Bench:

13 Rupp Arena (24,386)
Lexington, Ky. • Jan. 5, 2008

Louisville 89
Kentucky 75

Using a myriad of defenses that rattled Kentucky and silenced raucous Rupp Arena, Louisville raced to an 89-75 win to snap a three-game losing streak against its biggest rival.

"Our guys played a good, smart basketball game," Rick Pitino said.

Smart enough to extend Kentucky's misery and give the Cardinals a much-needed boost heading into the rugged Big East schedule.

It's a stretch the Cardinals appeared to be ready for after forcing 22 turnovers and playing with the kind of intensity and cohesion they have lacked at times this season.

Senior forward Juan Palacios -- who missed the first 9 games with a knee injury -- scored 17 points to go with six rebounds and four assists, ending three years of frustration against the Wildcats.

"No senior wants to leave Louisville without beating Kentucky," said Palacios, who limped so painfully through practice all week that Pitino wondered if he would even play. "This is big for us. It gives us confidence."

The Wildcats had hoped an upset of their rivals would help erase the memory of stunning home losses to Gardner-Webb and San Diego.

"We have to become a much tougher team," Gillispie said. "We have to become a much better defensive team."

Ramel Bradley led Kentucky with 27 points and Joe Crawford added 19 in his final game against Louisville, but the Wildcats shot just 41 percent and wore down in the second half against the bigger, deeper and more experienced Cardinals.

Jerry Smith had 17 points and Terrence Williams added 15 points and six rebounds for Louisville, which had five players in double figures and received significant contributions from whomever Pitino called off the bench.

Louisville harassed Kentucky freshman forward Patrick Patterson all game, blocking several of his shots and muscling him out of the lane. Patterson finished with six points on 3-of-14 shooting and turned the ball over six times.

The Cardinals trailed by one at the break, but took control with a dizzying 11 minutes at the start of the second half. Louisville reeled off eight straight points to grab the lead, forcing the Wildcats into turnovers and then racing the other way down the floor.

After settling for jumpers in the first half, the Cardinals attacked the basket in the second. The result was easier shots or free throws, and the lead eventually ballooned to 62-40 with just over nine minutes left.

Kentucky frantically trimmed the margin to 10 with 1:22 remaining, but Louisville made enough free throws down the stretch to put it away.

Louisville (10-4)	FG	3FG	FT	R	F	Pts	A	T	B	S	M
01 Williams	* 4-11	1-4	6-7	6	1	15	3	5	3	0	40
03 Palacios	* 5-9	1-4	6-7	6	5	17	4	1	0	1	34
32 Character	* 2-5	0-0	2-4	5	5	6	0	2	1	3	19
33 McGee	* 3-6	1-3	4-6	1	2	11	4	1	0	1	21
34 Smith	* 4-7	1-4	8-9	4	4	17	2	2	1	1	23
02 Knowles	1-4	0-2	0-0	2	1	2	0	0	0	2	17
04 Padgett	2-3	0-0	5-11	5	4	9	1	2	2	0	15
10 Sosa	3-6	2-3	2-2	3	0	10	1	1	0	0	23
15 Chichester	1-1	0-0	0-0	0	1	2	0	0	0	0	4
43 Farley	0-0	0-0	0-0	0	2	0	0	0	0	0	4
TEAM				3							
Totals.....	25-52	6-20	33-46	35	25	89	15	14	7	8	20

Kentucky (6-7)	FG	3FG	FT	R	F	Pts	A	T	B	S	M
03 Bradley	* 8-12	3-6	8-9	2	4	27	5	4	0	1	40
23 Meeks	* 1-8	1-5	4-4	1	2	7	2	1	0	3	31
34 Harris	* 3-3	1-1	1-2	4	3	8	0	0	0	0	14
42 Coury	* 0-1	0-0	0-0	0	4	0	1	0	0	0	6
54 Patterson	* 3-14	0-2	0-0	7	5	6	0	6	2	1	32
05 Jasper	2-4	2-3	0-0	7	3	6	0	2	0	0	31
15 Stewart	0-0	0-0	0-0	2	3	0	0	0	0	0	3
21 Stevenson	1-1	0-0	0-0	1	4	2	0	1	0	1	8
32 Crawford	5-13	0-5	9-12	8	3	19	3	7	0	0	35
TEAM				2	1						

Totals..... 23-56 7-22 22-27 34 31 75 11 22 2 6 200

	1st	2nd	Tot	FG%	3FG%	FT%	Paint	P-TO	2nd	Bnch
Louisville	30	59	89	.481	.300	.717	30	25	5	23
Kentucky	31	44	75	.411	.318	.815	30	18	5	27

Officials: Mike Stuart, Jim Burr, Doug Simons; Technicals: UL - Williams.

14

Rupp Arena (23,965)
Lexington, Ky. • Jan. 12, 2008

Vanderbilt 73

Kentucky 20_T 79

No. 13/12

Freshman Patrick Patterson had 23 points and 12 rebounds to lift Kentucky to a 79-73 double-overtime win over No. 13 Vanderbilt.

Ramel Bradley added 20 points, and Joe Crawford had 17 for Kentucky, which gave Billy Gillispie his first win against a ranked opponent this season.

The Wildcats allowed Vanderbilt to crawl back from 16-point second half deficit, then blew an overtime lead before mounting a comeback.

But the hustle and effort that Gillispie has chastised his team for not having returned, and finally the Wildcats have a win they hope can spark their season.

"When you win a game like that it says a lot about the toughness of your team," Gillispie said. "They didn't give up and we wouldn't give up either. That's what made me most proud."

Shan Foster had 20 points for Vanderbilt, which started the day as one of five unbeaten teams in Division I. A.J. Ogilvy struggled early for the Commodores, but ended with 16 points and five rebounds.

Still, Ogilvy admitted the 23,965 fans at Rupp Arena -- the largest crowd he's played in front of with Vanderbilt -- had him rattled.

"I think we got taken out of our game a little bit at the start," Ogilvy said. "We just tried to recover, but never could."

Bradley's jumper in the second overtime put Kentucky ahead 77-73, clinching the first win over a ranked opponent this season.

For a team that had seemed to lose confidence under Gillispie, Kentucky got a much needed boost that comes with an exhausting win over a ranked SEC East opponent.

"We wanted this one, we needed this one and we got this one," Bradley said. "There's a whole new season ahead, and now we need to go out and keep getting more wins."

Ogilvy's putback with 1.8 seconds left in the first overtime tied it at 72, sending a once blowout game into a second overtime.

After Vanderbilt took a 69-68 lead in the first overtime on a layup by Alan Metcalfe, Bradley answered with a layup for Kentucky. Patterson would put the Wildcats ahead 72-69 on a tip-in, pumping his fist in a premature celebration.

Foster hit a 3-pointer with 14 seconds left in regulation that tied the game at 65, one possession after the Commodores forced Crawford into a turnover.

But it was the slow start that Vanderbilt coach Kevin Stallings said led to the loss.

Derrick Jasper hit two 3-pointers to cap a 10-0 run that gave the Wildcats a 23-10 lead with 9:36 to play in the opening half. Kentucky then built a 46-30 with 15 minutes to play in regulation.

Vanderbilt tried to creep back, but Foster and Ogilvy couldn't get free from Kentucky's smothering defense, which held them to a season-low five points at halftime.

Vandy (16-1, 1-1)	FG	3FG	FT	R	F	Pts	A TO	B	S	M	
00 Beal	* 2-5	1-4	1-2	2	3	6	5	1	0	1 37	
03 Gordon	* 3-9	3-8	3-4	3	3	12	4	4	0	0 46	
04 Ogilvy	* 6-11	0-0	4-7	5	4	16	2	5	1	1 34	
32 Foster	* 6-12	4-8	4-7	3	3	20	3	5	0	1 47	
41 Neltner	* 1-2	0-1	0-0	3	5	2	0	7	0	2 24	
11 Metcalfe	2-5	0-1	0-0	1	3	4	0	0	0	1 19	
13 Bell	1-2	1-2	0-0	1	1	3	1	1	0	0 16	
21 McClellan	3-5	0-0	4-5	3	2	10	3	2	0	0 22	
24 Walker	0-1	0-0	0-0	0	0	0	0	0	0	0 3	
34 Drake	0-2	0-0	0-0	0	1	0	0	0	1	0 2	
TEAM	2										
Totals.....	24-54	9-24	16-25	23	25	73	18	22	6	6 250	

Kentucky (7-7, 1-0)	FG	3FG	FT	R	F	Pts	A TO	B	S	M	
03 Bradley	* 6-15	1-7	7-10	6	4	20	5	6	0	3 50	
32 Crawford	* 5-13	2-4	5-6	4	2	17	3	5	0	1 48	
34 Harris	* 1-3	0-1	2-4	5	2	4	0	1	1	0 25	
42 Coury	* 4-8	0-0	1-2	5	3	9	1	1	0	2 17	
54 Patterson	* 7-12	0-0	9-13	12	4	23	1	3	2	1 50	
05 Jasper	2-3	2-3	0-1	7	2	6	1	4	0	0 26	
13 Porter	0-0	0-0	0-0	0	0	0	0	0	0	0 1	
21 Stevenson	0-3	0-0	0-0	3	4	0	0	3	0	5 33	
TEAM	3										
Totals.....	25-57	5-15	24-36	45	21	79	11	23	3	12 250	

1st	2nd	Tot	Tot	Tot	FG%	3FG%	FT%	Paint	P-TO	2nd	Bnch
VU	22	43	7	1	73	.444	.375	.640	22	24	2 17
UK	32	33	7	7	79	.439	.333	.667	30	27	18 6

Officials: Tony Greene, Bert Smith, Mike Nance; Technicals: None.

15

Humphrey Coliseum
Starkville, Miss. • Jan. 15, 2008

Kentucky 64

Mississippi State 69

With a seven-game winning streak in jeopardy, Kentucky delivered defensively when the Wildcats needed it most.

Kentucky limited Ole Miss to 2-of-13 from the field over the last 12 minutes as it beat Mississippi 68-58 in the SEC opener for both schools.

"That was our best defensive effort of the year," Kentucky coach Tubby Smith said. "That's what won it for us. We really defended the perimeter."

Mississippi State's Jarvis Varnado finished with a triple-double that included 10 blocked shots in a 69-64 victory over Kentucky in Starkville.

Varnado, the nation's leading shot blocker, finished with 10 points and 12 rebounds. It was just the third triple-double in school history and the first to include blocks. Varnado has had 10 or more blocks three times this season.

"He changes that game around the rim," Mississippi State coach Rick Stansbury said. "That is for sure. Any time you earn a triple-double is impressive, and to do that with blocked shots is even more impressive."

Mississippi State came up with just enough stops to edge past Kentucky after the Wildcats cut the Bulldogs' lead to as little as two points late. The win gave Mississippi State two straight wins over Kentucky for just the second time.

"Any time you can beat a Kentucky team it's special," Stansbury said. "We have had to make some adjustments, but we are finding ways to win as a team."

The Bulldogs, who came into the game as the nation's leader in field goal percentage defense and No. 2 in blocks, are doing it with defense.

They built an 12-point lead early in the second half, but had to hold on late when Kentucky held them without a field goal in the final 6:26.

Kentucky cut the lead to two in the final 3:08, but Mississippi State made 13 of 18 free throws over the final 3:10 to seal the game.

Jamont Gordon finished with 24 points for the Bulldogs while Charles Rhodes added 12 and Turner 11.

Mississippi State pulled away from Kentucky in the first half with a 20-8 run that made it 32-27 at halftime. But the Wildcats rallied late behind Joey Crawford and Ramel Bradley.

Kentucky got as close as 66-64 on Crawford's 3-pointer in the final seconds. But Barry Stewart sealed the game with two free throws.

Bradley finished with 22 points and Crawford had 20. But Varnado was instrumental in shutting down Kentucky's leading scorer, Patrick Patterson, who finished with 10 points and was ineffective under the basket.

Kentucky (7-8, 1-1)	FG	3FG	FT	R	F	Pts	A TO	B	S	M
03 Bradley	* 6-17	2-10	8-8	4	2	22	4	5	0	4 40
32 Crawford	* 8-19	4-8	0-0	5	4	20	5	1	0	1 39
34 Harris	* 1-3	0-1	0-0	4	3	2	1	3	2	2 38
42 Coury	* 1-6	0-0	1-2	3	2	3	1	0	0	0 20
54 Patterson	* 4-11	0-0	2-2	3	3	10	0	0	1	0 36
12 Krebs	0-0	0-0	0-0	1	0	0	0	0	0	0 1
13 Porter	1-1	1-1	0-0	0	1	3	0	1	0	0 2
15 Stewart	0-0	0-0	0-0	1	0	0	0	0	0	0 1
21 Stevenson	2-3	0-0	0-0	7	5	4	1	0	2	0 23

TEAM	5										
Totals.....	23-60	7-20	11-12	33	20	64	12	10	5	7	200
MSU (12-5, 3-0)	FG	3FG	FT	R	F	Pts	A	T	B	S	M
22 Stewart *	2-11	0-5	5-8	4	3	9	4	5	0	1	35
23 Rhodes *	5-8	0-0	2-4	3	0	12	2	3	1	1	30
25 Turner *	4-10	3-8	0-0	4	1	11	1	0	0	0	33
32 Varnado *	3-5	0-0	4-10	12	2	10	1	1	10	0	36
44 Gordon *	7-11	5-7	5-9	9	3	24	5	2	1	0	36
02 Johnson, R.	0-3	0-2	0-0	1	0	0	0	0	1	0	6
03 Begley	0-0	0-0	0-0	0	0	0	0	0	0	0	1
15 Benock	0-0	0-0	0-0	1	1	0	0	1	1	0	11
21 Johnson, B.	1-2	0-0	0-0	2	1	2	0	1	1	0	9
45 Bailey	0-1	0-0	1-2	1	2	1	0	0	0	0	3
0 TEAM	-	-	-	3							
0 Totals.....	22-51	8-22	17-33	40	13	69	13	13	15	2	200

	1st	2nd	Tot	FG%	3FG%	FT%	Paint	P-T	2nd	Bnch
Kentucky	27	37	64	.383	.350	.917	26	13	6	7
Miss. State	32	37	69	.431	.364	.515	24	9	13	3

Officials: Doug Shows, Anthony Jordan, Rick Crawford; Technicals: UK - Gillispie.

16

O'Connell Center (12,222)

Gainesville, Fla. • Jan. 19, 2008

Kentucky	70
Florida	81

Nick Calathes had 24 points and made several clutch free throws, Walter Hodge hit a huge 3-pointer in overtime and Florida extended its winning streak over SEC rival Kentucky to seven games with a 81-70 victory.

The Gators became the second team in history to win seven in a row against the Wildcats, joining Notre Dame.

Florida missed seven of nine free throws during a four-minute span in the second half, then Kentucky's Ramel Bradley hit a 3-pointer with 2.5 seconds to play to send the game into overtime.

Calathes, Marreese Speights and Hodge bailed the Gators out in the extra frame. Calathes hit a 3, then made two free throws to give Florida a 68-67 lead with 2:03 to play. Speights and Hodge made consecutive baskets that gave the Gators cushion.

Speights sank a one-hander in the lane, then Hodge drained a 3 from the corner to make it 73-68 with 57.8 remaining.

Calathes made eight more free throws in the final 43 seconds to seal the victory. He also had eight assists and eight rebounds. He finished 13-of-17 from the free throw line.

Bradley led the Wildcats with 23 points, his sixth consecutive game with at least 20 points.

Jai Lucas ended UF's free throw woes by making a pair with 1:57 to play in regulation and pushing the lead the 58-53.

The Wildcats stayed in it with Derrick Jasper's 3-pointer from the corner. But Speights answered with a dunk on the other end, making it 60-56 with 19.7 seconds remaining.

Bradley made two free throws for Kentucky with 16.6 seconds to play. His 3-pointer was even bigger -- at least in regulation.

The Wildcats went cold in overtime.

The Gators were up 42-30 early in the second half, getting six points from Speights in a 12-5 spurt coming out of the locker room.

But Kentucky went inside -- attacking Florida's interior defense that has been the team's biggest weakness this season -- and scored nine consecutive points to make it 42-39 with about 12 minutes to play.

Joe Crawford converted a three-point play, Bradley hit a driving basket and freshman Patrick Patterson added two easy buckets.

The Wildcats got even closer when Chandler Parsons missed a dunk on one end and Bradley drained a 3-pointer on the other, making it 46-44.

Jodie Meeks' two free throws tied the game on Kentucky's next possession.

Kentucky led 19-16 with about 5 minutes to play in the opening period, but Florida used a full-court press to force some turnovers that sparked a 14-6 run to end the half.

Kentucky (7-8, 1-2)	FG	3FG	FT	R	F	Pts	A	T	B	S	M
03 Bradley *	8-16	3-7	4-4	4	4	23	2	3	0	1	45
32 Crawford *	5-13	1-8	5-5	2	3	16	4	5	0	2	42
34 Harris *	0-2	0-1	0-0	1	0	0	1	1	0	1	17
42 Coury *	2-2	0-0	0-0	1	2	4	1	1	0	1	13
54 Patterson *	5-14	0-0	5-6	8	5	15	3	0	1	0	44
05 Jasper	1-3	1-2	0-1	10	4	3	0	3	0	0	24
12 Krebs	0-0	0-0	0-0	0	0	0	0	0	0	0	0
13 Porter	0-0	0-0	0-0	0	1	0	0	0	0	0	0
15 Stewart	0-0	0-0	0-0	0	0	0	0	0	0	0	0
21 Stevenson	2-3	0-0	0-0	2	5	4	0	1	0	1	15
23 Meeks	1-6	1-5	2-2	4	5	5	1	1	1	0	25
TEAM						5					
Totals.....	24-59	6-23	16-18	37	29	70	12	15	2	8	225

Florida (16-3, 2-1)	FG	3FG	FT	R	F	Pts	A	T	B	S	M
05 Lucas *	2-8	0-1	3-5	3	2	7	1	0	0	1	38
15 Hodge *	3-6	2-3	2-2	3	2	10	5	5	0	1	42
21 Werner *	3-4	0-1	3-4	3	5	9	0	3	0	0	14
33 Calathes *	5-11	1-2	13-17	8	2	24	8	2	0	1	42
34 Speights *	8-12	0-0	4-8	8	4	20	0	2	4	0	31
00 Mitchell	0-0	0-0	0-0	1	0	0	0	1	0	0	4
14 Allen	1-1	1-1	0-0	0	1	3	0	0	0	0	13
23 Tyus	1-3	0-0	0-0	1	0	2	1	1	0	0	12
25 Parsons	1-5	1-2	3-4	4	2	6	3	0	1	2	29
TEAM						4					
Totals.....	24-50	5-10	28-40	35	18	81	18	14	5	5	225

	1st	2nd	OT	Tot	FG%	3FG%	FT%	Paint	P-T	2nd	Bnch
Kentucky	25	36	9	70	.407	.261	.889	36	14	20	12
Florida	30	31	20	81	.480	.500	.700	34	9	7	11

Officials: Tony Greene, Mike Kitts, Anthony Jordan; Technicals: None.

17

Rupp Arena (23,443)

Lexington, Ky. • Jan. 22, 2008

Tennessee	No. 3/5	66
Kentucky		72

Even Billy Gillispie smiled about this one. Playing the kind of gritty defense that was the first-year Kentucky coach's trademark during his days at Texas A&M, the Wildcats smothered No. 3 Tennessee 72-66.

"We're really getting tough," Gillispie said. "I'm telling you they were tired going into the game (but) our guys really fought hard. They dug as deep as they possibly could."

Patrick Patterson led Kentucky with 20 points and eight rebounds. Ramel Bradley had 16 points and Perry Stevenson added 14 points and seven rebounds for the Wildcats, who were 24-of-28 from the free throw line and shot 49 percent from the field.

But it was Kentucky's defense that pushed the Wildcats to their first win over a top five team since beating then-No. 4 Louisville in December 2005.

Kentucky held the Volunteers to just three field goals over the final 10 minutes to snap their 11-game winning streak. Tennessee's 66 points were the fewest the Volunteers have scored this season and nearly 20 points below their average.

Though Tennessee's Chris Lofton scored 22 points, knocking down five 3-pointers to set the SEC record for career 3s with 367 to break the mark held by former Arkansas guard Pat Bradley, Kentucky did an excellent job shutting down the rest of the Volunteers.

Tennessee shot just 39 percent from the field, including 7-of-26 on 3-pointers. Take out Lofton's 5-of-10 effort from behind the arc, and the rest of the Volunteers were 2-of-16. Rather than try to exploit its size advantage in the lane, Tennessee settled for 3-pointers down the stretch, with disastrous results.

The win was Kentucky's second over a ranked opponent at Rupp Arena in less than two weeks. They showed more grit in this one, rallying from 10 points down early in the second half, eventually tying the game at 50 with 11 minutes left on Joe Crawford's second consecutive 3-pointer.

The teams spent the next 9 minutes trading the lead before the Wildcats went ahead for good, 62-60, on two free throws by Bradley with 1:30 left.

Tyler Smith missed a 3-pointer -- a common refrain for the Volunteers in the final minutes -- and Bradley hit two more free throws to push the lead to four. Lofton then missed a rushed 3-pointer and Jodie Meeks hit two free throws to put it away.

Lofton hit a 3-pointer 2 minutes in, then took advantage of some overaggressive Kentucky defense by faking the jumper then slicing through the lane for two layups. He ended the half in style, giving the Volunteers a 36-30 lead with a fallaway 3-pointer just before the horn sounded.

Lofton disappeared for long stretches in the second half and was held without a field goal until the final 12 seconds, likely ending the highest ranking in Tennessee history.

Tenn. (16-2, 3-1)	FG	3FG	FT	R	F	Pts	A	T	B	S	M
01 Smith, T.	* 2-9	0-2	1-2	6	3	5	0	0	0	0	33
02 Smith, J.	* 3-9	1-6	0-0	2	2	7	1	1	0	0	32
04 Chism *	3-8	1-3	5-6	6	3	12	0	0	3	1	26
05 Lofton *	7-14	5-10	3-3	2	4	22	0	1	0	0	30
15 Howell *	0-3	0-3	0-0	1	1	0	0	0	0	0	15
12 Smith, R.	4-7	0-1	2-3	1	4	10	2	3	0	3	25
30 Prince	3-4	0-0	3-5	2	2	9	0	3	2	1	18
33 Williams	0-2	0-0	1-2	2	3	1	0	0	0	1	7
34 Childress	0-1	0-1	0-0	2	2	0	0	1	0	0	14
TEAM	3										
Totals.....	22-57	7-26	15-21	27	24	66	8	9	5	6	200

Kentucky (8-9, 2-2)	FG	3FG	FT	R	F	Pts	A	T	B	S	M
03 Bradley *	3-9	0-4	10-10	6	3	16	5	4	0	0	39
32 Crawford *	3-5	3-5	1-2	3	4	10	2	1	0	0	24
34 Harris *	0-2	0-1	1-2	3	2	1	1	0	0	0	18
42 Coury *	0-1	0-0	0-0	2	1	0	0	0	0	0	3
54 Patterson *	6-11	0-0	8-9	8	4	20	3	4	3	0	39
05 Jasper	1-2	1-2	0-0	6	1	3	1	0	1	2	22
21 Stevenson	6-7	0-0	2-3	7	4	14	2	2	5	0	37
23 Meeks	3-8	0-3	2-2	0	0	8	2	1	0	1	18
TEAM	1										
Totals.....	22-45	4-15	24-28	36	19	72	16	12	9	3	200

	1st	2nd	Tot	FG%	3FG%	FT%	Paint	P-T	2nd	Bnch
Tennessee	36	30	66	.386	.269	.714	28	12	14	20
Kentucky	30	42	72	.489	.267	.857	28	7	9	25

Officials: Tim Higgins, Ed Corbett, J.B. Caldwell; Technicals: None.

18

Rupp Arena (23,996)
Lexington, Ky. • Jan. 26, 2008

South Carolina	70
Kentucky	78

Ramel Bradley had 26 points and 10 rebounds for his second career double-double as Kentucky returned to .500 with a 78-70 victory over South Carolina.

Although the Gamecocks knocked down 12 3-pointers -- a season high in the conference -- Bradley had the accuracy advantage. He was a perfect 5-for-5 from long-range, one shy of his career high.

Kentucky needed the production out of its spirited senior point guard, whose lone previous double-double came last year against Auburn. Freshman center Patrick Patterson nearly joined him, with 22 points and 9 rebounds.

The Wildcats got all but five of their points from four scorers -- Bradley, Patterson, Jodie Meeks and Perry Stevenson. Derrick Jasper got the rest, including a wide-open 3 with five minutes left that gave Kentucky the lead for good.

Until the end, the Gamecocks presented a major threat, particularly the way Devin Downey was shooting. He led South Carolina with 24 points.

South Carolina got a layup from Dwayne Day just before halftime to pull to within 39-34. That began a 14-0 run that included three consecutive 3s early in the second half -- two from Zam Fredrick and one from Evaldas Baniulis that gave the Gamecocks their first lead.

Fredrick added another 3-pointer with 16 minutes to go, pushing the Wildcats' deficit to 46-39 -- their largest of the game.

That's when Kentucky's slumping shooters reawakened.

The Wildcats got three drunks from Stevenson, another from Patrick Patterson and a critical 3 from Ramel Bradley during a key stretch to tie the score.

USC (9-10, 1-4)	FG	3FG	FT	R	F	Pts	A	T	B	S	M
02 Downey *	10-20	2-4	2-3	1	4	24	7	2	0	3	40
20 Fredrick *	5-14	3-9	0-0	3	2	13	1	1	0	0	38
21 Archie *	5-12	2-6	0-0	5	4	12	0	2	2	1	26
23 Day *	3-7	1-4	0-0	3	2	7	1	0	0	0	32
31 Baniulis *	4-9	4-7	0-0	7	4	12	0	2	0	0	36
05 Raley-Ross	0-1	0-0	0-0	1	0	0	0	0	0	0	8
10 Gray	0-0	0-0	0-0	0	0	0	0	0	0	0	0
24 Holmes	0-1	0-0	0-0	0	0	0	0	0	0	0	4
44 Muldrow	1-1	0-0	0-0	3	4	2	0	1	2	1	15
55 Carter	0-0	0-0	0-0	0	1	0	0	0	0	0	1
TEAM	5										
Totals.....	28-65	12-30	2-3	28	21	70	9	9	4	5	200

Kentucky (9-9, 3-2)	FG	3FG	FT	R	F	Pts	A	T	B	S	M
03 Bradley *	8-13	5-5	5-6	10	3	26	4	5	0	2	40
23 Meeks *	3-12	2-6	5-7	5	2	13	3	3	0	0	38
34 Harris *	0-1	0-0	0-0	1	2	0	2	0	0	0	11
42 Coury *	0-0	0-0	0-0	0	0	0	0	1	0	0	4
54 Patterson *	10-14	0-0	2-4	9	1	22	2	1	2	2	40
05 Jasper	2-3	1-2	0-0	5	1	5	2	2	2	0	31
21 Stevenson	3-8	0-0	6-6	5	1	12	1	3	1	1	36
TEAM	2										
Totals.....	26-51	8-13	18-23	37	10	78	14	15	5	5	200

	1st	2nd	Tot	FG%	3FG%	FT%	Paint	P-T	2nd	Bnch
S. Carolina	34	36	70	.431	.400	.667	26	20	15	2
Kentucky	39	39	78	.570	.615	.783	34	11	15	17

Officials: Tony Greene, Karl Hess, Ron Groover; Technicals: None.

19

Stegeman Coliseum (10,313)
Athens, Ga. • Feb. 2, 2008

Kentucky	63
Georgia	58

Joe Crawford scored 26 points, including a 3-pointer to start a 10-0 run to open the second half, and Kentucky overcame the loss of Ramel Bradley to beat Georgia 63-58.

Freshman Patrick Patterson added 16 points for Kentucky, which has won three straight Southeastern Conference games. The Wildcats moved over .500 for the first time since December.

Kentucky lost guard Bradley with 8:44 left in the first half when the senior, attempting a fast-break layup, was knocked to the ground from behind by Georgia's Dave Bliss. Bradley landed hard and appeared groggy when he left the court.

Bradley, who did not return to the bench for the second half, suffered a concussion and a cut on his chin. Kentucky's medical staff was able to close the cut without stitches, contrary to the initial report that Bradley required stitches.

Sundiata Gaines hit a 3-pointer with 5:19 left to give Georgia its last lead at 54-53, but the Bulldogs managed only one more field goal the rest of the game. Troy Brewer sank a 3-pointer with 25 seconds left.

Georgia suffered its third straight loss and had its 11-game home winning streak end, including 10 wins in Athens this season.

Kentucky led only 30-29 at halftime but stretched the lead to 40-29 with the 10-0 run. After Crawford's 3-pointer, Michael Porter's steal set up a basket by Ramon Harris.

Patterson capped the run with a jam.

Georgia, led by Gaines' 15 points, recovered with a 9-0 run and regained the lead at 48-47 on a baseline drive by Terrance Woodbury, who had 12 points.

After Gaines gave Georgia its last lead at 54-53, Crawford answered with his fifth 3-pointer.

Georgia trailed 58-55 when Woodbury committed a turnover which led to an alley-oop jam by Patterson, giving Kentucky a 60-55 lead with 56 seconds left.

Bliss had 10 points and 8 rebounds, helping Georgia take a 40-31 advantage in rebounds.

Kentucky (10-9, 4-2)	FG	3FG	FT	R	F	Pts	A	TO	B	S	M
03 Bradley	* 0-3	0-2	0-0	3	0	0	3	0	0	1	11
32 Crawford	* 9-15	5-6	3-4	5	2	26	1	2	0	0	31
34 Harris	* 4-5	0-0	1-2	3	1	9	0	3	1	0	24
42 Coury	* 0-1	0-0	0-0	2	1	0	1	0	1	0	9
54 Patterson	* 8-13	0-0	0-1	6	2	16	2	1	0	1	40
05 Jasper	1-5	0-0	0-0	6	3	2	5	1	0	0	35
12 Krebs	0-0	0-0	0-2	0	0	0	0	0	0	0	1
13 Porter	1-2	1-2	1-2	0	2	4	0	1	0	2	18
21 Stevenson	1-3	0-0	4-6	3	3	6	1	0	2	0	31
TEAM				3							
Totals.....	24-47	6-12	9-17	31	14	63	13	8	4		4200

Georgia (11-8, 2-4)	FG	3FG	FT	R	F	Pts	A	TO	B	S	M
02 Gaines	* 7-15	0-2	1-3	7	4	15	1	1	0	0	31
23 Butler	* 1-6	0-2	0-0	3	1	2	1	1	0	1	26
30 Woodbury	* 4-16	1-2	3-3	3	3	12	0	3	0	1	29
31 Humphrey	* 2-9	2-8	2-2	3	3	8	1	1	0	0	36
44 Bliss	* 4-6	0-0	2-2	8	2	10	0	1	0	1	30
04 Barnes	1-1	0-0	2-2	4	0	4	0	0	0	0	11
05 Swansey	2-6	0-2	0-0	5	1	4	2	0	0	1	18
20 Brewer	1-3	1-3	0-0	0	1	3	0	0	0	0	4
34 Jackson	0-2	0-0	0-0	2	2	0	0	0	1	0	12
50 Price	0-0	0-0	0-0	1	0	0	1	0	0	0	3
TEAM				4							
Totals.....	22-64	4-19	10-12	40	17	58	6	7	1		4200

	1st	2nd	Tot	FG%	3FG%	FT%	Paint	P-TO	2nd	Bnch
Kentucky	30	33	63	.511	.500	.529	26	11	4	12
Georgia	29	29	58	.344	.211	.833	24	2	14	11

Officials: Ted Valentine, J.B. Caldwell, Antinio Petty; Technicals: None.

20 Bear-Eaves Coliseum (5,352)
Auburn, Ala. • Feb. 6, 2008

Kentucky	66
Auburn	63

The Kentucky Wildcats survived the battle of teams whittled down to little more than their starting lineups.

Patrick Patterson hit 3-of-4 free throws over the final 45 seconds and Kentucky shot a season-high 67 percent to hold on for a 66-63 win over Auburn, despite the absence of star guard Ramel Bradley.

The Wildcats sorely missed him when Auburn started aggressively trapping on defense and forcing mistakes to cut down a 10-point lead over the final six minutes. They committed 24 turnovers.

"If you play the way we did (in the SEC), you usually lose," Kentucky coach Billy Gillispie said. "We played pretty ugly tonight but pulled it together so I am happy about that. It's no easy task to do something like that."

The Tigers played only six players while Kentucky played a season for just three minutes of the game between two injury-depleted teams.

Joe Crawford scored 20 points and Patterson had 19 points and eight rebounds for Kentucky, which held on for a fourth consecutive SEC win.

Bradley missed the game with a virus. Guard Jodie Meeks remained out with a hip injury.

A 58-48 lead all but disappeared, and Auburn closed to within 64-63 with five quick points. Rasheem Barrett hit a 3-pointer with 30 seconds remaining and DeWayne Reed then had a steal and layup.

Crawford saved the Wildcats from serious trouble with a long hove across midcourt to Michael Porter when Auburn nearly forced a 10-second violation with a full-court press.

The Tigers were forced to foul Ramon Harris, who made 1-of-2 free throws with 14 seconds to play. Reed then tried a long 3-pointer that missed badly, and Patterson grabbed the rebound.

Patterson made one of two free throws with 3 seconds left and Lucas Hargrove rebounded the miss and threw up a desperation shot from before midcourt that went wide right. The result was the ninth straight win in the series for Kentucky, which has won 23 of the last 24 meetings.

Patterson and Crawford fueled Kentucky's hot shooting performance. Barrett had 8-of-10 baskets. Crawford was 8-for-12 and made three 3-pointers for the short-handed Wildcats. Perry Stevenson scored 10 points before fouling out late.

Quan Prozell led Auburn with 20 points and nine rebounds. Rasheem Barrett had 12 points, Quantez Robertson 11 and Frank Tolbert 10.

The Wildcats took advantage of a stretch when Auburn missed eight straight shots to build the 58-48 lead on Patterson's short jumper with 6:22 left.

The Tigers then started to force mistakes.

Tolbert got a steal and then hit two free throws with 2:06 to play to cut it to 62-57 and make it a tight game.

Tolbert stole the ball near midcourt and forced Stevenson to commit his fifth foul to prevent an easy layup.

Kentucky (15-5, 4-2)	FG	3FG	FT	R	F	Pts	A	TO	B	S	M
05 Jasper	* 1-3	0-1	0-0	2	4	2	4	5	1	0	32
32 Crawford	* 8-12	3-4	1-2	5	4	20	2	6	0	2	31
34 Harris	* 3-6	1-2	2-4	4	1	9	2	2	0	3	39
42 Coury	* 0-0	0-0	0-0	0	0	0	0	1	0	0	3
54 Patterson	* 8-10	0-0	3-4	8	1	19	3	4	1	0	40
13 Porter	2-3	2-3	0-0	1	4	6	0	4	0	1	20
21 Stevenson	4-5	0-0	2-2	4	5	10	2	2	1	2	35
TEAM				3	1						
Totals.....	26-39	6-10	8-12	27	20	66	13	24	3		8200

Auburn (12-8, 2-6)	FG	3FG	FT	R	F	Pts	A	TO	B	S	M
01 Tolbert	* 2-7	0-4	6-8	3	5	10	3	3	1	2	31
12 Reed	* 2-8	0-3	1-2	2	3	5	1	2	0	5	31
21 Barrett	* 5-9	1-2	1-2	1	2	12	0	2	1	0	35
23 Robertson	* 3-7	1-1	4-4	4	4	11	2	2	1	4	40
24 Prozell	* 6-14	2-6	6-9	9	0	20	3	2	1	3	40
04 Hargrove	2-4	1-2	0-0	1	0	5	0	1	0	1	23
TEAM											
Totals.....	20-49	5-18	18-25	20	14	63	9	12	4		15200

	1st	2nd	Tot	FG%	3FG%	FT%	Paint	P-TO	2nd	Bnch
Kentucky	34	32	66	.667	.600	.667	36	11	6	16
Auburn	34	29	63	.408	.278	.720	20	24	12	5

Officials: Doug Simmons, Gary Maxwell, Mark Whitehead; Technicals: UK - Gillispie.

21 Rupp Arena (24,190)
Lexington, Ky. • Feb. 9, 2008

Alabama	52
Kentucky	62

Ramel Bradley had 19 points - including three clutch 3-pointers - in his return to the lineup as the Wildcats secured 62-52 over an Alabama team playing without leading scorer and rebounder Richard Hendrix, who had the flu.

Kentucky has been rolling in Southeastern Conference play, winning five straight games and lurking just behind Tennessee for first place in the East. The Crimson Tide has now lost seven of its last nine.

Bradley, the spark plug senior guard who seldom misses a minute of a game, let alone an entire one as he did earlier this week against Auburn, had spent most of the week in bed recovering from a concussion and stomach virus.

His return to good health was just what the doctor ordered for Kentucky. He led the team with 19 points.

In two key stretches - first when Alabama was building its own early lead, then later when it was trying to cut into Kentucky's advantage - Bradley's 3-pointers gave the Wildcats a boost.

The Crimson Tide had led by eight points early as Kentucky missed its first seven 3-point attempts. That immediately changed when Bradley nailed two in the span of 40 seconds to cut the Kentucky deficit to 23-21.

Midway through the second half, when Alabama pulled to within three points, Bradley came to the rescue again with a long-range bucket.

Derrick Jasper gave Kentucky its only non-Bradley 3-pointer moments later as the Wildcats were on their way to what turned into a relatively easy victory.

In the absence of Hendrix, who made the trip to Kentucky but stayed

behind at the team hotel rather than go to the game, guard Mykal Riley led the Crimson Tide with 19 points.

Hendrix's replacement, sophomore Yamene Coleman, did admirably in Hendrix's absence with 10 points. He also largely contained Kentucky's star freshman center, Patrick Patterson, who had 12 points - one of his lowest outputs of the season.

Alabama (13-11, 2-7)	FG	3FG	FT	R	F	Pts	A	T	O	B	S	M
01 Riley	* 6-14	3-9	4-4	4	4	19	2	4	0	1	35	
04 Hollinger	* 1-5	1-4	0-0	4	1	3	3	4	0	1	35	
12 Gee	* 1-9	0-2	3-7	3	3	5	0	2	1	1	25	
23 Jemison	* 1-4	0-0	2-2	5	0	4	0	0	0	0	22	
34 Coleman	* 5-7	0-0	0-0	2	2	10	1	1	0	0	13	
02 Torrance	1-2	0-0	1-2	1	0	3	0	1	0	0	8	
03 Tubbs	0-1	0-1	0-0	1	3	0	0	0	0	0	20	
11 Pickett	0-2	0-1	0-0	0	1	0	0	0	0	0	4	
21 Hillman	1-1	0-0	0-0	0	2	2	1	1	0	0	8	
40 Knox	3-6	0-0	0-0	3	4	6	1	0	1	0	20	
TEAM				2	1							
Totals.....	19-51	4-17	10-15	25	21	52	8	13	2	4	200	

UK (12-9, 6-2)	FG	3FG	FT	R	F	Pts	A	T	O	B	S	M
03 Bradley	* 4-8	3-6	8-10	2	3	19	1	4	0	3	29	
32 Crawford	* 4-10	0-3	5-8	3	2	13	2	3	0	0	36	
34 Harris	* 1-1	0-0	2-2	5	0	4	5	2	0	2	24	
42 Coury	* 1-1	0-0	1-1	0	2	3	1	1	0	1	8	
54 Patterson	* 5-11	0-0	2-3	7	1	12	2	3	1	0	39	
5 Jasper	1-1	1-1	0-0	3	3	3	0	3	1	1	23	
13 Porter	0-3	0-3	0-0	0	0	0	0	0	0	1	8	
15 Stewart	0-0	0-0	0-0	0	1	0	0	0	0	0	+0	
21 Stevenson	3-4	0-0	2-2	9	3	8	1	1	2	1	33	
TEAM				2	1							
Totals.....	19-39	4-13	20-26	31	15	62	12	18	5	8	200	

	1st	2nd	Tot	FG%	3FG%	FT%	Paint	P-TO	2nd	Bnch
Alabama	27	25	52	.373	.235	.667	26	16	8	11
Kentucky	28	34	62	.487	.308	.769	24	11	7	11

Officials: Doug Shows, Doug Simmons, Tim Clougherty; Technicals: UA - Gottfried.

22 Memorial Gymnasium (14,325)

Nashville, Tenn. • Feb. 12, 2008

Kentucky

52

No. 24/19

93

Shan Foster scored 20 points and A.J. Ogilvy added 19 points and 12 rebounds as No. 24 Vanderbilt beat the NCAA's winningest program 93-52.

Kentucky thought it had fixed the problems that led to a 6-5 start under first-year coach Billy Gillespie. They had won five straight, including a victory against Tennessee, before this blowout.

The Commodores started a four-game homestand by winning their fourth straight. The only SEC team to open league play with six of their first nine away from home had lost 79-73 in double-overtime at Kentucky on Jan. 12.

It was the worst loss for Kentucky since losing by 55 to Kansas on Dec. 9, 1989.

Vanderbilt had never beaten Kentucky by this big a margin. The Commodores' previous best was an 81-51 victory Feb. 8, 1989, and now they have won three straight in Memorial Gym and five of the past six in this series.

Ramel Bradley, who had 18 of his 21 in the second half, said it felt pretty bad.

"Nobody wants to lose like this, on the road, at home regardless. This is just embarrassing," Bradley said.

Kentucky native Ross Neltner added 15 points for Vanderbilt, and Jermaine Beal had 10.

The Commodores led 41-11 at halftime and led by as much as 43 several times, the first when Ogilvy hit two free throws with 11:36 left at 66-23.

Kentucky had held its previous eight SEC opponents below 70 points in regulation. The Commodores hit that on a free throw by George Drake

with 9:27 left -- 10 seconds after Vanderbilt coach Kevin Stallings subbed out all five of his starters leading 69-30.

The Wildcats looked lost from the start. Kentucky struggled to find the basket, hitting only three of 15 from the floor with more turnovers (12 than points (11) in the first half. It was their fewest points by halftime since scoring 11 against Cincinnati on Dec. 20, 1983.

Patterson, the freshman who had been averaging 17.2 points, struggled in his first visit to Memorial Gym. He missed his only shot of the first half, turned it over under the basket and picked up two fouls within 50 seconds. His third came with 6:34 left in the first half.

The Wildcats finished with more fouls (26) than made shots (17).

UK (12-10, 6-3)	FG	3FG	FT	R	F	Pts	A	T	O	B	S	M
03 Bradley	* 8-19	1-5	4-4	4	1	21	2	5	0	2	40	
32 Crawford	* 3-11	0-2	5-7	3	2	11	0	1	0	1	38	
34 Harris	* 0-3	0-0	0-1	1	1	0	0	2	1	0	12	
42 Coury	* 0-0	0-0	0-0	1	4	0	1	0	0	0	11	
54 Patterson	* 3-9	0-0	4-8	5	4	10	1	1	0	0	28	
05 Jasper	0-2	0-1	2-2	3	4	2	1	2	1	1	29	
15 Stewart	1-3	0-0	1-2	6	2	3	2	3	2	1	21	
21 Stevenson	2-2	0-0	1-1	3	5	5	0	1	1	0	12	
23 Meeks	0-3	0-2	0-0	2	0	0	0	0	0	0	6	
43 Carter	0-0	0-0	0-0	0	2	0	0	0	0	0	3	
TEAM				2	1							
Totals.....	17-52	1-10	17-25	30	26	52	5	17	5	5	200	

VU (21-4, 6-4)	FG	3FG	FT	R	F	Pts	A	T	O	B	S	M
00 Beal	* 2-7	2-5	4-6	1	1	10	5	0	0	0	27	
03 Gordon	* 1-2	1-2	1-2	1	3	4	2	0	0	0	17	
04 Ogilvy	* 5-10	0-0	9-11	12	1	19	1	1	0	0	24	
32 Foster	* 8-10	2-3	2-2	2	1	20	2	0	0	0	26	
41 Neltner	* 6-10	1-2	2-2	8	4	15	2	0	1	2	26	
11 Metcalfe	2-5	0-0	2-2	2	4	6	0	0	0	0	13	
13 Bell	0-0	0-0	0-0	1	2	0	3	3	0	0	15	
15 Cole	0-1	0-0	0-0	1	0	0	0	0	0	0	1	
21 McClellan	1-3	0-1	0-0	2	3	2	0	0	0	0	14	
22 Graham	2-2	1-1	0-0	1	0	5	1	0	0	0	3	
24 Walker	1-2	0-1	3-8	3	3	5	2	1	1	0	18	
34 Drake	2-2	0-0	1-2	0	1	5	2	1	0	2	13	
50 Duffy	1-2	0-1	0-0	0	2	0	0	0	0	0	3	
TEAM				1								
Totals.....	31-56	7-16	24-35	35	23	93	20	6	2	4	200	

	1st	2nd	Tot	FG%	3FG%	FT%	Paint	P-TO	2nd	Bnch
Kentucky	11	41	52	.327	.100	.680	28	6	6	10
Vanderbilt	41	52	93	.554	.438	.686	34	25	12	25

Officials: Mike Stuart, Rick Crawford, Rick Hartzell; Technicals: UK - Gillispie.

23 Maravich Center (9,870)

Baton Rouge, La. • Feb. 16, 2008

Kentucky

67

LSU

63

Joe Crawford scored 21 points to lead Kentucky over LSU, 67-63.

Kentucky squandered an 8-point lead in the second half before taking the lead for good, at 54-51, on a 3-pointer by Ramel Bradley with 6:36 left.

The Wildcats had some anxious moments, coming up empty down the stretch on three straight possessions after a Crawford field goal put Kentucky up 61-57. But LSU, which started the game strong and led for much of the first half, couldn't capitalize.

After coming to within two points, 61-59, Terry Martin missed a 3-point shot, one possession later, Anthony Randolph made one-of-two free throws to leave the Tigers back by one.

Kentucky's Derrick Jasper extended the Wildcats' lead back to three points, 63-60, with two free throws with 27 seconds left.

The final 10 seconds featured a flurry of scoring, including four free throws by Bradley. Martin knocked down a 3-pointer in between.

Bradley finished with 16 points, seven rebounds and six assists.

Randolph led LSU 24 points, matching his season high. He also had

14 rebounds. Martin scored 12 off the bench.

UK (13-10, 7-3)	FG	3FG	FT	R	F	Pts	A TO	B	S	M
03 Bradley	* 5-11	2-3	4-4	7	2	16	6 5	0	3	40
32 Crawford	* 8-14	3-7	2-3	2	1	21	2 2	0	0	37
34 Harris	* 0-0	0-0	0-0	1	0	0	0 0	0	0	4
42 Coury	* 0-1	0-0	0-0	1	0	0	0 0	0	0	3
54 Patterson	* 7-10	0-0	0-1	5	3	14	1 3	0	0	33
05 Jasper	2-4	0-1	2-2	7	3	6	3 2	0	0	34
15 Stewart	0-0	0-0	0-0	1	0	0	0 0	0	0	9
21 Stevenson	1-5	0-0	0-0	4	4	2	1 3	0	0	27
23 Meeks	2-5	2-3	0-0	1	0	6	2 0	0	0	12
43 Carter	1-1	0-0	0-0	0	0	2	0 0	0	0	1
TEAM	2									
Totals.....	26-51	7-14	8-10	31	13	67	16 13	3	3	200

LSU (9-15, 2-8)	FG	3FG	FT	R	F	Pts	A TO	B	S	M
03 Randolph	* 9-16	0-0	6-8	14	3	24	0 4	1	4	38
05 Thornton, M.	* 4-14	1-4	0-0	5	3	9	1 1	0	1	36
14 Temple	* 2-6	2-5	2-2	5	3	8	2 2	0	3	38
21 Johnson	* 2-9	0-3	0-0	4	3	4	1 2	1	0	32
30 Farrer	* 3-6	0-2	0-0	2	1	6	1 0	1	0	21
11 Spencer	0-0	0-0	0-0	0	2	0	0 0	0	0	5
13 Martin	5-10	2-4	0-0	0	0	12	2 0	0	0	21
20 Green	0-1	0-0	0-0	1	0	0	0 0	0	0	4
32 Thornton, Q.	0-0	0-0	0-0	1	0	0	1 0	0	0	5
TEAM	2									
Totals.....	25-62	5-18	8-10	33	16	63	7 10	3	8	200

	1st	2nd	Tot	FG%	3FG%	FT%	Paint	P-TO	2nd	Bnch
Kentucky	28	39	67	.510	.300	.800	28	7	8	16
LSU	30	33	63	.403	.278	.800	32	20	18	12

Officials: Karl Hess, Rick Crawford, Roger Ayers; Technicals: None.

24 Rupp Arena (22,271)
Lexington, Ky. • Feb. 19, 2008

Georgia 55
Kentucky 61

Joe Crawford scored 23 points and Patrick Patterson added 20 points and nine rebounds as Kentucky held off Georgia 61-55.

Ramel Bradley had eight points and 12 rebounds for the Wildcats, who swept the season series from the Bulldogs to keep a firm grip on second-place in the SEC's Eastern Division.

Terrance Woodbury led Georgia with 15 points and Sundiata Gaines had 10 points, 10 rebounds and six assists, but the Bulldogs shot just 32 percent from the floor and made just one field goal over the game's final six minutes.

Kentucky led by as many as 16, but the Bulldogs managed to hang around and got within three at 55-52 on a 3-pointer by Gaines with 6:22 to play. But Georgia couldn't quite make it all the way back. Six straight possessions the Bulldogs had the ball with a chance to cut the lead to one or tie.

It never happened. Bradley ended a four-minute drought for the Wildcats with a putback off a Patterson miss to push the lead to 57-52, and Kentucky's aggressive defense kept the Bulldogs from getting any closer.

Georgia center Dave Bliss, who knocked Bradley out of the game with a hard foul during Kentucky's win at Georgia on Feb. 2, was booted lustily by the crowd each time he touched the ball. Bradley said before the game that he was over the incident, claiming it was just something that happens during the course of a game.

Bradley's patience was tested again late, when he took an elbow from Billy Humphrey in the game's final minutes. Bradley went sprawling to the floor after the foul but popped back up and collected himself as Rupp Arena roared.

Kentucky's second half didn't seem like it would be necessary during a dizzying opening eight minutes.

Crawford wasted little time heating up, knocking down three 3-pointers in the game's first three minutes as Kentucky roared to a 20-4 lead and seemed ready to do to the Bulldogs what Vanderbilt did to the Wildcats in a 41-point rout last week.

Crawford, however, cooled off while Georgia steadied itself behind a

steady dose of Woodbury. The Bulldogs eventually cut the gap to 33-30 before two free throws by Patterson and a layup by Bradley pushed the Wildcats to a 37-30 lead at the break.

Kentucky played without guard Jodie Meeks, who continues to struggle with a strained hip flexor.

Georgia (12-12, 3-8)	FG	3FG	FT	R	F	Pts	A TO	B	S	M
02 Gaines	* 4-14	1-6	1-2	10	4	10	6 3	0	0	39
05 Swansey	* 2-10	1-3	1-1	6	0	6	3 1	0	0	37
30 Woodbury	* 5-15	3-9	2-2	5	3	15	1 1	0	0	33
44 Bliss	* 5-12	0-0	1-2	2	3	11	0 0	2	0	28
50 Price	* 2-8	0-0	0-0	4	2	4	1 3	0	0	21
20 Brewer	0-0	0-0	0-0	0	0	0	0 0	0	0	0+
23 Butler	1-2	1-1	1-1	0	0	4	1 1	0	0	10
31 Humphrey	1-3	1-1	0-0	1	1	3	1 0	0	1	20
34 Jackson	1-1	0-0	0-0	4	3	2	0 0	1	0	12
TEAM	6									
Totals.....	21-65	7-20	6-8	38	16	55	13 10	3	1	200

UK (14-10, 8-3)	FG	3FG	FT	R	F	Pts	A TO	B	S	M
03 Bradley	* 4-13	0-3	0-2	12	2	8	3 3	0	1	40
32 Crawford	* 8-15	4-9	3-4	5	2	23	2 2	1	1	39
34 Harris	* 2-3	0-0	2-2	4	1	6	4 1	0	1	20
42 Coury	* 0-2	0-0	1-2	1	2	1	1 0	0	1	11
54 Patterson	* 8-15	0-1	4-4	9	2	20	1 0	2	0	40
5 Jasper	0-2	0-1	1-2	1	2	1	0 0	1	0	21
15 Stewart	0-0	0-0	0-0	0	0	0	0 0	0	0	1
21 Stevenson	0-4	0-0	2-2	7	1	2	1 1	4	0	28
43 Carter	0-0	0-0	0-0	0	1	0	0 0	0	0	0+
TEAM	1									
Totals.....	22-54	4-14	13-18	40	13	61	12 8	8 8	3	200

	1st	2nd	Tot	FG%	3FG%	FT%	Paint	P-TO	2nd	Bnch
Georgia	30	25	55	.323	.350	.750	22	13	12	9
Kentucky	37	24	61	.407	.286	.722	34	10	16	3

Officials: Karl Hess, Jim Burr, Ed Corbett; Technicals: None.

25 Rupp Arena (24,371)
Lexington, Ky. • Feb. 23, 2008

Arkansas 58
Kentucky 63

Joe Crawford and Ramel Bradley had 18 points apiece as Kentucky spoiled the homecoming of Arkansas coach and former Wildcats standout John Pelphrey with a 63-58 victory over the Razorbacks.

Kentucky remained a perfect six-for-six in Southeastern Conference home games and sits two games behind No. 2 Tennessee for the top record in the East. Arkansas failed to make up ground on West-leading Mississippi State.

Pelphrey, a Kentucky native who was a fan favorite as a member of the "Unforgettables" team that lost to Christian Laettner and Duke in the 1992 NCAA regional final, returned to Rupp for the first time as a visiting head coach.

Moments after his players took the court to a scattering of boos, Pelphrey, wearing a Razorback red tie, received a standing ovation from the crowd as he made his entrance through the tunnel.

During team introductions, Pelphrey got an even more boisterous reception, with his retired No. 34 from his Kentucky playing days shown on the video screen.

And the Arkansas players nearly pulled this one out for their first-year coach.

Midway through the second half, Kentucky had trailed by as many as seven points, but the Wildcats clawed back to regain the lead over the stretch.

First, a fade jumper by Crawford tied the game at 55-55 with just over two minutes left. Then, another fade by Bradley a minute later gave the Wildcats the lead for good.

During long stretches, it seemed the Razorbacks' only hope was SEC player of the year candidate Sonny Weems, who had 26 points -- two shy of his career high.

Down 29-28 early in the second half, Arkansas regained the lead with a 3-pointer by Weems, and he wasn't finished there. He chased down a loose ball just before it bounced out of bounds, then tiptoed the sideline and sprinted to the basket for a fastbreak dunk.

The Wildcats dominated the rebounding battle 37-24 behind freshman Patrick Patterson, who had 11 rebounds to go along with his 14 points for his sixth double-double of the season.

Table with columns: Arkansas (18-8, 7-5), FG, 3FG, FT, R, F, Pts, A TO, B S M. Rows include Ervin, Weems, Washington, Beverley, Hill, Thomas, Townes, Welsh, Hunter, TEAM, and Totals.

Table with columns: UK (15-10, 9-3), FG, 3FG, FT, R, F, Pts, A TO, B S M. Rows include Bradley, Crawford, Harris, Coury, Patterson, Jasper, Porter, Stewart, Stevenson, TEAM, and Totals.

Summary table with columns: 1st, 2nd, Tot, FG%, 3FG%, FT%, Paint, P-TO, 2nd, Bnch. Rows for Arkansas and Kentucky, plus Officials and Technicals.

rare breather.

Table with columns: Ole Miss (18-9, 4-9), FG, 3FG, FT, R, F, Pts, A TO, B S M. Rows include Smith, Warren, Huertas, Curtis, Williams, Parnell, Polynice, White, Gaskins, Graham, TEAM, and Totals.

Table with columns: UK (16-10, 10-3), FG, 3FG, FT, R, F, Pts, A TO, B S M. Rows include Bradley, Crawford, Harris, Coury, Patterson, Jasper, Porter, Stewart, Stevenson, TEAM, and Totals.

Summary table with columns: 1st, 2nd, Tot, FG%, 3FG%, FT%, Paint, P-TO, 2nd, Bnch. Rows for Ole Miss and Kentucky, plus Officials and Technicals.

26 Rupp Arena (23,330) Lexington, Ky. • Feb. 27, 2008. Ole Miss 54, Kentucky 58.

Joe Crawford and Patrick Patterson scored 15 points apiece as Kentucky held off Mississippi 58-54.

Ramel Bradley added 14 points and five rebounds for Kentucky, which moved to within one game of No. 1 Tennessee for first place in the SEC's Eastern Division.

Chris Warren led Ole Miss with 25 points and Dwayne Curtis had 12 points and 15 rebounds, but the Rebels remained winless on the road in the SEC and continued their precipitous fall from the Top 25 last month.

Ole Miss shot just 31 percent from the floor and turned the ball over 19 times. Still, the Rebels had a chance to win it after whittling a 23-point deficit to two in the final seconds.

Bradley missed a pair of free throws with the Wildcats up 56-54, and Warren raced up the floor. He missed a contested layup, but Curtis grabbed the rebound and threw it out to a wide-open Trevor Gaskins.

Gaskins' 3-pointer, however, was long. Kentucky's Perry Stevenson collected the rebound and handed it to Bradley, who sank two free throws with 7.6 seconds remaining to seal it.

The last-second scare seemed improbable during a sloppy first half. Kentucky wasted little time taking control, racing to a 22-4 lead as the Wildcats easily disrupted one of the SEC's most potent offenses.

Perplexed and harried by Kentucky's halfcourt trap, the Rebels went through a seven-minute scoreless drought in which the simple act of getting off a shot proved troublesome.

Even when it was easy, it wasn't easy. Ole Miss' David Huertas seemed to have an easy layup after swiping the ball from Bradley but threw up a brick. Jeremey Parnell grabbed the rebound but was so flustered he quickly shoveled the ball back to Huertas, who desperately dropped in a layup.

It didn't get much prettier from there for Ole Miss, who needed a late first-half run to end the half with more points (14) than turnovers (12). By then the Wildcats were in control 31-14 and appeared on their way to a

Chris Lofton scored 14 points, including a jump shot with 1:15 left, and the Vols beat Kentucky 63-60 to stay atop the Southeastern Conference.

The Vols squandered a big early lead in this one, then hung on to avoid consecutive losses for the first time this season.

Derrick Jasper hit a 3-pointer to cut the Vols' lead to 63-60, but Jasper and Joe Crawford both missed 3-point shots in the final 20 seconds that would have sent the game to overtime.

Tennessee held a 34-27 halftime advantage after leading the entire first half, but Kentucky tied it at 41 when Ramon Harris hit a jumper while being fouled by Duke Crews.

Harris hit the free throw to put the Wildcats up 42-41 with 13:54 left.

The teams then traded the lead until Ramar Smith dunked the ball to put Tennessee up 58-57 with 4:24 left. The Vols held on to the lead for the rest of the game.

Tyler Smith finished with 15 points for the Vols. Ramel Bradley led Kentucky with 17 points. Perry Stevenson added 13 points and grabbed 14 rebounds, and Harris finished with 12 points.

Always a bitter rivalry between bordering states, Tennessee added pomp and circumstance by honoring former All-American Ernie Grunfeld and retiring his No. 22 at halftime.

The rivalry between the Vols and Wildcats thrived when Grunfeld and fellow All-American Bernard King played in the late '70s, during the days of the so-called "Ernie & Bernie Show."

The Vols also dubbed the Sunday game Lofton's senior night, and hung 408 tiny "3" signs around the rim of the upper deck at Thompson-Boling Arena to represent each of his career 3-pointers entering the game.

He hit his only 3 of the game on two attempts with 13:38 left in the first half. Tennessee jumped out to a quick 11-2 lead, and the Vols built the advantage to 20-5 on a putback shot by Ramar Smith with 11:22 left before halftime.

Tennessee managed only two free throws in 3 1/2 minutes as Kentucky scored nine points.

Bradley hit a jumper with the shot clock expiring to cut Tennessee's lead to 32-27 with 1:16 left in the half.

The Wildcats were playing without freshman phenom Patrick Patterson, who scored 20 points in their 72-66 win over Tennessee in January.

X-rays revealed Friday that Patterson, who was averaging more than 16 points a game, had a stress fracture in his left ankle and will miss the rest of the season.

UK (16-11, 10-4)	FG	3FG	FT	R	F	Pts	A	T	B	S	M
03 Bradley	* 6-14	2-6	3-5	2	3	17	4	4	0	0	40
05 Jasper	* 3-8	2-3	1-3	8	4	9	8	5	0	1	40
32 Crawford	* 4-10	1-5	0-0	2	4	9	0	1	0	0	24
34 Harris	* 4-5	1-1	3-3	5	4	12	1	3	1	3	40
42 Coury	* 0-0	0-0	0-2	0	1	0	0	0	0	0	3
13 Porter	0-1	0-0	0-0	1	1	0	0	0	1	0	16
15 Stewart	0-0	0-0	0-0	0	0	0	0	0	1	0	+0
21 Stevenson	4-8	0-0	5-6	14	1	13	1	1	2	0	37
43 Carter	0-0	0-0	0-0	0	1	0	0	0	0	0	+0
TEAM				1					2		
Totals.....	21-46	6-15	12-19	33	19	60	14	17	4	4	200

UT (26-3, 12-2)	FG	3FG	FT	R	F	Pts	A	T	B	S	M
01 Smith, T.	* 6-14	0-1	3-3	5	2	15	2	0	2	1	34
02 Smith, J.	* 2-8	1-4	4-6	5	0	9	0	1	0	2	32
04 Chism	* 4-6	1-1	0-0	8	3	9	0	3	1	1	27
05 Lofton	* 3-5	1-2	7-8	1	3	14	1	3	1	0	25
12 Smith, R.	* 3-8	0-1	0-1	5	3	6	6	1	0	1	32
15 Howell	0-1	0-1	0-1	1	0	0	0	0	0	0	5
25 Tabb	0-3	0-1	0-0	1	1	0	1	1	0	0	10
30 Prince	1-5	0-1	1-2	4	0	3	2	1	1	0	16
32 Crews	2-2	0-0	0-0	4	4	4	0	0	0	0	10
33 Williams	1-2	0-0	1-1	1	0	3	1	0	0	0	9
TEAM											
Totals.....	22-54	3-12	16-22	31	16	63	13	10	5	5	200

	1st	2nd	Tot	FG%	3FG%	FT%	Paint	P-T	2nd	Bnch
Kentucky	27	33	60	.457	.400	.632	26	10	8	13
Tennessee	34	29	63	.407	.250	.727	36	21	11	10

Officials: Doug Shows, Anthony Jordan, J.B. Caldwell; Technicals: None.

28 Colonial Center (13,324)

Columbia, S.C. • Mar. 5, 2008

Kentucky		71
South Carolina		63

Joe Crawford had a career-high 35 points as Kentucky continued its late charge to the NCAA tournament with a 71-63 victory over South Carolina.

The Wildcats have won 10 of their past 12 games after a 7-9 start under first-year coach Billy Gillispie left many in the Bluegrass State in shock. Since late January, though, Kentucky has played more like the team that takes a spot in the NCAA tournament for granted.

The win solidified the final home game for South Carolina's retiring coach Dave Odum.

Kentucky seemed to have the game locked up with about 10 minutes left. Crawford hit two straight 3-pointers - one swished in from about 30 feet away - and followed with a jumper. When Ramel Bradley hit two foul shots with 9:09 left, the Wildcats were ahead 56-40.

The Gamecocks rallied to tighten things up. Brandis Raley-Ross and Zam Fredrick had 3s as South Carolina used a 17-6 run to trail 62-57 with 3:52 remaining.

But Bradley hit a 3-pointer, then broke free for a layup to restore control for Kentucky.

Bradley added 20 points for the Wildcats, who finish the regular season at home against defending national champion Florida.

Crawford surpassed his previous career best of 32 set in November against Texas Southern.

Fredrick led the way for the Gamecocks with 19 points.

Before the game, South Carolina honored Odum, who announced in January he would retire at season's end. Odum's wife, Lynn, his family and Terry Holland, his former boss at Virginia, joined the coach on court for a two-minute video tribute.

Afterward, the crowd at the Carolina Coliseum gave the seven-year coach a standing ovation. Two fans held up a simple sign, "Thanks Dave."

Neither team looked particularly crisp at the beginning, each committing a shot-clock violation before the game was two minutes old.

But after Devon Downey's foul shot put the Gamecocks up 8-7, Kentucky went on a 12-3 run the next nine minutes to take control.

It didn't hurt that South Carolina went 8:42 seconds between field goals, enduring an 0-for-12 stretch before Dwayne Day's bucket ended the drought with 7:21 left in the half.

UK (17-11, 11-4)	FG	3FG	FT	R	F	Pts	A	T	B	S	M
03 Bradley	* 6-11	3-6	5-6	2	2	20	3	4	0	3	40
05 Jasper	* 1-1	0-0	0-2	7	4	2	2	0	3	0	30
32 Crawford	* 10-19	4-7	11-12	3	0	35	1	5	0	1	39
34 Harris	* 2-2	0-0	2-6	4	6	2	4	1	0	1	38
42 Coury	* 1-2	0-0	2-2	2	0	4	1	0	1	0	6
13 Porter	0-0	0-0	0-0	0	2	0	0	1	0	0	11
15 Stewart	1-1	0-0	0-0	1	2	0	2	0	0	0	3
21 Stevenson	1-3	0-0	0-0	6	4	2	1	1	2	1	33
TEAM				6					1		
Totals.....	22-39	7-13	20-28	30	17	71	10	18	7	5	200

USC (13-16, 5-10)	FG	3FG	FT	R	F	Pts	A	T	B	S	M
02 Downey	* 3-9	1-2	2-3	2	5	9	3	4	0	1	37
20 Fredrick	* 7-13	3-6	2-4	1	2	19	1	3	0	1	36
21 Archie	* 0-8	0-2	3-4	3	3	3	2	1	2	1	29
23 Day	* 1-3	0-2	0-0	2	3	2	0	0	0	0	21
24 Holmes	* 7-15	0-0	2-2	10	2	16	0	1	0	1	34
5 Raley-Ross	3-7	1-4	1-2	0	1	8	0	0	0	0	21
12 Conrad	0-0	0-0	0-0	0	0	0	0	0	0	0	1
31 Baniulis	0-0	0-0	0-0	0	0	0	0	0	1	0	0
44 Muldrow	3-5	0-0	0-0	6	3	6	0	0	1	0	18
TEAM				4					1		
Totals.....	24-60	5-16	10-15	28	19	63	6	10	4	5	200

	1st	2nd	Tot	FG%	3FG%	FT%	Paint	P-T	2nd	Bnch
Kentucky	34	37	71	.564	.538	.714	26	8	7	4
S. Carolina	25	38	63	.400	.313	.667	36	28	11	11

Officials: Doug Simons, John Cahill, Anthony Jordan; Technicals: None.

29 Rupp Arena (24,257)

Lexington, Ky. • Mar. 9, 2008

Florida		70
Kentucky		75

Kentucky snapped one streak in hopes of keeping alive another. Perry Stevenson had 18 points - including the game-clinching free throws with 9.6 seconds remaining - and 10 rebounds as the surging Wildcats held off Florida 75-70, bolstering Kentucky's once fading NCAA tournament hopes.

Joe Crawford added 16 points and fellow senior Ramel Bradley had 11 points and seven assists in their final game at Rupp Arena as Kentucky won for the sixth time in seven games and ended a seven-game losing streak to the Gators.

Marreese Speights led Florida with 20 points and eight rebounds and Nick Calathes had 16 points and six assists, but the two-time defending national champions lost for the seventh time in 10 games.

The Wildcats took control during a nine-minute barrage early in the second half in which they hardly resembled the offensively challenged squad that has risen from the ashes of a poor nonconference schedule on the strength of a suffocating defense.

Kentucky seemed to put the game away during the 27-11 deluge that featured six 3-pointers, a few of them coming from unlikely places.

Derrick Jasper (14 points), hardly the most confident 3-point shooter on the team, knocked down three triples during the run. The first was an

awkward bank shot from the corner and the second a line-drive dagger from the top of the key, the result of a desperate heave as the shot clock expired.

By the time Jasper knocked down his third, a more conventional swish from the corner, Kentucky led 60-44 with 8:41 remaining.

Yet nothing has come easy for the Wildcats this season, who have made a habit of throwing away sizable leads at home. Sunday was no different, as Calathes and Speights brought the Gators back. Using foulcourt pressure to fluster the Wildcats, the Gators got to within 73-70 on a layup by Jai Lucas with 23 seconds remaining.

Kentucky burned two timeouts trying to inbound the ball and needed the Gators to knock a couple of balls out of bounds just to get to halfcourt. The ball eventually ended up in Stevenson's hands, and the sophomore who has played well in the absence of injured star Patrick Patterson calmly knocked down two free throws to seal it.

Florida (21-10, 8-8)	FG	3FG	FT	R	F	Pts	A	T	B	S	M
05 Lucas	* 4-9	2-5	3-5	4	2	13	0	0	0	0	35
15 Hodge	* 2-6	1-1	0-0	2	3	5	2	0	0	1	31
21 Werner	* 3-7	1-4	2-2	8	3	9	3	3	1	1	35
33 Calathes	* 5-7	2-4	4-7	0	4	16	6	2	0	1	23
34 Speights	* 8-11	0-0	4-5	8	4	20	0	2	1	0	29
00 Mitchell	2-3	0-1	0-1	3	3	4	0	1	0	0	12
14 Allen	0-1	0-1	0-0	1	0	0	0	0	0	0	7
23 Tyus	0-2	0-0	0-0	1	0	0	0	0	0	0	5
25 Parsons	1-6	0-1	1-2	6	2	3	2	4	0	1	23
TEAM				2							
Totals.....	25-52	6-17	14-22	35	21	70	13	12	2	4	200

UK (18-11, 12-4)	FG	3FG	FT	R	F	Pts	A	T	B	S	M
03 Bradley	* 5-12	2-5	2-2	2	4	14	7	4	0	1	40
05 Jasper	* 5-5	4-4	0-3	3	3	14	1	0	0	0	31
32 Crawford	* 7-17	2-7	0-1	2	0	16	2	1	0	0	38
34 Harris	* 3-5	2-2	1-1	1	5	9	2	1	0	1	25
42 Coury	* 0-0	0-0	0-0	0	0	0	0	0	0	0	4
13 Porter	0-0	0-0	0-0	1	1	0	1	0	0	0	15
15 Stewart	2-3	0-0	0-2	3	1	4	0	0	0	0	11
21 Stevenson	6-6	0-0	6-8	10	3	18	0	2	5	2	36
TEAM				1							1
Totals.....	28-48	10-18	9-20	23	17	75	13	9	5	4	200

Florida	1st	2nd	Tot	FG%	3FG%	FT%	Paint	P-T	2nd	Bnch
Florida	31	39	70	.481	.353	.636	32	15	17	7
Kentucky	33	42	75	.583	.556	.450	30	19	9	22

Officials: Mike Stuart, Joe Lindsay, Tom Eades; Technicals: None.

could so. I told Sundiata I wasn't going to let his career end like this."

Ramel Bradley's jumper with 8.8 seconds left in overtime bounded around the rim before finally falling to give Kentucky a 56-54 lead.

It was the third overtime of the tournament and the second for Georgia, which beat Mississippi 97-95 in overtime in its opener Thursday night.

Joe Crawford led the Wildcats with 24 points. Bradley added 12.

Bliss made two free throws with 40.9 seconds left for a 50-50 tie. Bradley had three misses on Kentucky's final possession in regulation.

Approximately 1,000 Kentucky fans and about 100 Georgia fans were joined by each team's pep band, cheerleaders and dance teams in the unusually intimate setting.

The tornado also caused damage to other hotels and buildings in downtown Atlanta. One Kentucky fan held a sign "Send car. Mine is crushed."

Kentucky made only one of its first nine shots as Georgia took early leads of 8-0 and 14-3.

Kentucky's man-to-man defense began to wear on the Bulldogs, who committed eight turnovers in the half as the Wildcats rallied. Kentucky closed the half with a 21-6 run to lead 25-22 at the break.

Georgia (15-16)	FG	3FG	FT	R	F	Pts	A	T	B	S	M
02 Gaines	* 5-9	0-1	6-10	4	5	16	2	4	0	1	33
30 Woodbury	* 7-12	3-5	0-0	6	3	17	1	4	1	1	33
31 Humphrey	* 0-6	0-2	1-2	4	1	1	2	1	0	3	40
34 Jackson	* 0-2	0-0	0-0	5	2	0	1	2	0	0	26
44 Bliss	* 3-6	0-0	2-3	7	3	8	2	2	1	0	28
5 Swansea	2-6	1-3	0-0	0	1	5	0	2	0	0	19
20 Brewer	0-0	0-0	0-0	0	1	0	0	0	0	0	0
23 Butler	2-5	0-2	4-4	4	3	8	0	0	0	1	30
50 Price	2-6	0-0	1-2	2	3	5	0	0	0	0	16
TEAM				3							
Totals.....	21-52	4-13	14-21	35	22	60	8	15	2	6	225

Kentucky (18-12)	FG	3FG	FT	R	F	Pts	A	T	B	S	M
03 Bradley	* 4-17	1-6	3-4	3	2	12	1	5	1	1	45
05 Jasper	* 4-9	0-4	0-2	6	3	8	3	1	0	2	44
32 Crawford	* 8-19	3-9	5-7	6	3	24	1	3	0	0	44
34 Harris	* 1-2	0-0	6-10	10	3	8	1	2	3	2	45
42 Coury	* 0-1	0-0	0-0	0	0	0	0	0	0	0	4
13 Porter	0-0	0-0	0-0	0	0	0	0	1	0	1	1
15 Stewart	0-0	0-0	0-0	2	2	0	0	1	0	0	5
21 Stevenson	1-3	0-0	2-2	10	4	4	2	1	1	3	37
TEAM				1							1
Totals.....	18-51	4-19	16-25	37	17	56	8	15	5	9	225

UGA	1st	2nd	Tot	FG%	3FG%	FT%	Paint	P-T	2nd	Bnch
UGA	22	28	10	60	.404	.308	.667	24	12	14
UK	25	25	6	56	.353	.211	.640	24	15	13

Officials: Tom Eades, Rick Crawford, Doug Simmons; Technicals: UK-Stevenson.

30

Alexander Mem. Col. (1,458)
Atlanta, Ga. • Mar. 15, 2008

Georgia

60

Kentucky

OT 56

Zac Swaney scored five points in overtime, including an unlikely turnaround 3-pointer with 1.2 seconds left, and Georgia upset Kentucky to 60-56 to continue its surprising SEC tournament run.

The game was originally scheduled for late Friday night at the Georgia Dome. It was postponed after a tornado damaged the facility during Mississippi State's overtime win over Alabama Friday night.

The Southeastern Conference tournament shifted to Alexander Memorial Coliseum on the campus of Georgia Tech. The game was played before an estimated crowd of 1,500, as only a limited number of friends, family and school officials were allowed to attend.

Terrance Woodbury scored 17 points and Sundiata Gaines had 16 as Georgia took its first SEC tournament victory over Kentucky in nine tries.

Swaney, a freshman who averages 4.2 points, was guarded by Ramon Harris as he drove the court before stopping, spinning and launching the 3-pointer in front of the Georgia bench, giving the Bulldogs a 57-56 lead.

Swaney, who did not score in regulation, had his chance after Gaines, a senior, fouled out with 1:33 left in regulation.

"It's something I dream for," Swaney said. "With Sundiata out of the game, it was an opportunity for me to come in the game and show what I

31

Honda Center (17,600)
Anaheim, Calif. • Mar. 20, 2008

Kentucky

66

Marquette

74

Jerel McNeal and Marquette cut short Kentucky's record 49th NCAA tournament appearance.

McNeal scored 20 points and Wesley Matthews hit eight free throws in the final 31 seconds to help the Golden Eagles beat the Wildcats 74-66 in the first round of the South Regional on Thursday.

Marquette overcame 35 points by Kentucky senior Joe Crawford, who matched a career high before fouling out. Ramel Bradley added 19 for the Wildcats.

Sixth-seeded Marquette (25-9) earned its first NCAA tournament victory since 2003, when it beat Kentucky in the regional final to go to the Final Four.

Marquette had too many weapons against the outmanned Wildcats (18-13), who played without leading rebounder and No. 2 scorer Patrick

Patterson. Kentucky went 2-3 after losing the star freshman to a season-ending ankle injury.

As it turned out, Crawford was almost enough for the Wildcats.

Kentucky cut it to 66-63 on Crawford's 3-pointer from the top of the key with 38 seconds left.

After Matthews hit two free throws, Bradley hit a 3-pointer from the corner to get the Wildcats within two with 22 seconds remaining.

Matthews made two more free throws, then stole the ball and hit two more from the line to ice the game.

Crawford hit 13 of 22 shots from the floor while his teammates went 10-for-26. He hit 5-of-8 from beyond the arc and 4-of-8 at the line.

Kentucky trailed 33-29 at halftime, but Crawford opened the second half by scoring the Wildcats' first seven points, on a 3-pointer, a putback and a layup to tie it at 36-36.

That's when the Golden Eagles awoke.

They went on a 9-2 run, sparked by Lazar Hayward's thunderous dunk off a feed from McNeal.

Six minutes into the half, Marquette took its biggest lead - 45-38 - when McNeal scooped up a blocked shot and raced the length of the court for a layup.

Kentucky trailed 54-43 midway through the second half when Crawford went on a personal 6-0 run, scoring on a three-point play and then hitting from beyond the arc to pull the Wildcats within five points.

The Wildcats and Golden Eagles met for the 10th time in the NCAA tourney's most-played matchup. Marquette is 6-4 in the series.

Both tradition-laden teams were hitting their stride as the postseason began.

Marquette opened 6-5 in the Big East but went 8-3 overall down the stretch, losing to eventual champion Pittsburgh in the Big East semifinals. Kentucky overcame a 7-9 start, including a loss to Gardner-Webb, and won 11 of its last 14 to slip into the bracket.

Bradley and Crawford combined to score 21 of Kentucky's 29 first-half points.

Patterson's loss was most evident under the boards. He led Kentucky in rebounding, and Marquette exploited his absence, outrebounding Kentucky 21-15 in the first half.

Marquette attacked the basket from the start, scoring 14 of its first 17 points in the paint.

Marquette went on a 12-0 run midway through the first half to take a 16-10 lead. But the Wildcats rallied to tie it at 23 on a fastbreak dunk by Crawford off an alley-oop pass from Bradley.

Kentucky (16-13)	FG	3FG	FT	R	F	Pts	A	TO	B	S	M
21 Stevenson *	4-6	0-0	2-2	5	2	10	2	1	1	0	34
32 Crawford *	13-22	5-8	4-8	5	5	35	2	4	0	0	39
34 Harris *	0-0	0-0	0-0	0	5	0	1	2	0	3	22
03 Bradley *	6-15	3-9	4-4	3	4	19	4	3	0	0	37
05 Jasper *	0-3	0-2	0-0	7	3	0	4	0	3	0	40
13 Porter	0-1	0-1	2-2	3	2	2	0	0	1	0	22
15 Stewart	0-1	0-0	0-0	0	0	0	0	1	0	0	2
30 Perry	0-0	0-0	0-0	0	0	0	0	0	0	0	0+
42 Coury	0-0	0-0	0-1	0	1	0	0	0	0	1	4
TEAM	3 1										
Totals.....	23-48	8-20	12-17	26	22	66	13	12	5	4	200
Marquette (25-9)	FG	3FG	FT	R	F	Pts	A	TO	B	S	M
32 HAYWARD *	7-11	2-4	0-0	7	3	16	0	2	0	1	35
41 BARRO *	1-3	0-0	2-2	5	3	4	1	1	2	0	25
01 JAMES *	3-9	1-3	8-10	1	3	15	3	0	0	1	29
22 MCNEAL *	8-15	2-5	2-2	5	1	20	2	4	0	2	34
23 MATTHEWS *	2-10	0-1	9-10	4	1	13	1	0	0	0	31
02 ACKER	1-3	0-0	0-0	1	1	2	2	0	0	1	15
05 FITZGERALD	1-1	0-0	0-0	2	2	2	0	0	0	0	9
10 CUBILLAN	0-0	0-0	1-2	0	0	1	1	0	0	0	8
12 BURKE	0-0	0-0	1-3	5	4	1	0	0	1	0	14
TEAM	4										
Totals.....	23-52	5-13	23-29	34	18	74	10	7	3	5	200

	1st	2nd	Tot	FG%	3FG%	FT%	Paint	P-TO	2nd	Bnch
Kentucky	29	37	66	.479	.400	.706	30	6	16	2
Marquette	33	41	74	.442	.385	.793	28	20	16	6

Officials: David Hall, Edwin Edsall, Larry Spaulding; Technicals: None.



SEC FINAL STANDINGS

East	SEC	Pct.	All	Pct.	Post
Tennessee#	14-2	.874	31-5	.861	NCAA Regional SF
Kentucky	12-4	.750	18-13	.581	NCAA First Round
Vanderbilt	10-6	.625	26-8	.765	NCAA First Round
Florida	8-8	.500	24-12	.667	NIT Final Four
South Carolina	5-11	.313	14-18	.438	
Georgia!	4-12	.250	17-17	.500	NCAA First Round
# Eastern Division Champions		! SEC Tournament Champions			

West	SEC	Pct.	All	Pct.	Post
Mississippi St.#	12-4	.750	23-11	.676	NCAA Second Round
Arkansas	9-7	.563	23-12	.657	NCAA Second Round
Ole Miss	7-9	.438	24-11	.686	NIT Final Four
LSU	6-10	.375	13-18	.419	
Alabama	5-11	.313	17-16	.515	
Auburn	4-12	.250	14-16	.467	
# SEC West Champion					

2008 SEC TOUR. RESULTS

MARCH 13-14 GEORGIA DOME • ATLANTA, GA.
 MARCH 15-16 ALEXANDER MEMORIAL COLISEUM

First Round — March 13

[E5] South Carolina 77, [W4] LSU 73
 [E3] Vanderbilt 93, [W6] Auburn 82
 [W5] Alabama 80, [E4] Florida 69
 [E6] Georgia 97, [W3] Ole Miss 95 (ot)

Second Round — March 14

[E1] Tennessee 89, [E5] South Carolina 87
 [W2] Arkansas 81, [E3] Vanderbilt 75
 [W1] Mississippi State 69, [W5] Alabama 67 (ot)

March 15

[E6] Georgia 60, [E2] Kentucky 56 (ot)

Semifinals — March 15

[W2] Arkansas 92, [E1] Tennessee 91
 [E6] Georgia 64, [W1] Mississippi State 60

Finals — March 16

[E6] Georgia 66, [W2] Arkansas 57

SEC ALL-TOURNAMENT TEAM

Sundiata Gaines, Georgia (MVP)
 Terrance Woodbury, Georgia
 Charles Thomas, Arkansas
 Darian Townes, Arkansas
 Mykal Riley, Alabama

UK'S SEC PLAYERS OF THE WEEK

Ramel Bradley - Player of the Week (1/28)
 Patrick Patterson - Freshman of the Week (11/26)
 Patrick Patterson - Freshman of the Week (1/28)
 Patrick Patterson - Freshman of the Week (2/25)

ASSOCIATED PRESS ALL-SEC

First Team

Richard Hendrix, Alabama
 Jamon Gordon, Mississippi State#
 Devan Downey, South Carolina
 Chris Lofton, Tennessee
 Tyler Smith, Tennessee
 Shan Foster, Vanderbilt#

Second Team

Sonny Weems, Arkansas
 Nick Calathes, Florida
Ramel Bradley, Kentucky
Patrick Patterson, Kentucky
 Marcus Thornton, LSU
 Dwayne Curtis, Ole Miss
 Charles Rhodes, Mississippi State

Honorable Mention

Sundiata Gaines, Georgia
Joe Crawford, Kentucky
 Anthony Randolph, LSU
 Jarvis Varnado, Mississippi State
 JaJuan Smith, Tennessee
 A.J. Ogilvy, Vanderbilt

SEC Coach of the Year

Bruce Pearl, Tennessee

SEC Player of the Year

Shan Foster, Vanderbilt

SEC Newcomer of the Year

Nick Calathes, Florida

* Ties
 # Unanimous

COACHES ALL-SEC

First Team

Richard Hendrix, Alabama*
 Sonny Weems, Arkansas
Ramel Bradley, Kentucky
 Jamont Gordon, Mississippi State#
 Charles Rhodes, Mississippi State
 Devan Downey, South Carolina
 Chris Lofton, Tennessee*
 Tyler Smith, Tennessee
 Shan Foster, Vanderbilt#

Second Team

Nick Calathes, Florida
 Sundiata Gaines, Georgia
Joe Crawford, Kentucky
Patrick Patterson, Kentucky
 Marcus Thornton, LSU
 Dwayne Curtis, Ole Miss
 JaJuan Smith, Tennessee
 A.J. Ogilvy, Vanderbilt

All-Freshman Team

Nick Calathes, Florida#
 Jai Lucas, Florida#
 Chandler Parsons, Florida*
 Jeremy Price, Georgia
Patrick Patterson, Kentucky#
 Anthony Randolph, LSU#
 Trevor Gaskins, Ole Miss*
 Chris Warren, Ole Miss#
 Mike Holmes, South Carolina*
 A.J. Ogilvy, Vanderbilt#

Coach of the Year

Billy Gillispie, Kentucky
 Bruce Pearl, Tennessee

Player of the Year

Shan Foster, Vanderbilt

Freshman of the Year

Patrick Patterson, Kentucky
 Nick Calathes, Florida

Scholar-Athlete of the Year

Dave Bliss, Georgia

Sixth Man of the Year

J.P. Prince, Tennessee

Defensive Player of the Year

Jarvis Varnado, Mississippi State

2008 SEC MEN'S BASKETBALL TOURNAMENT

March 13-16 • Georgia Dome/*Alexander Memorial Coliseum • Atlanta, Ga.

Thursday, March 13

Friday-Saturday, March 14-15

Saturday, March 16

[E5] S. CAROLINA 77

Game 1 1:00 p.m. [RS]

[E5] S. CAROLINA 87**[W4] LSU 73**

Game 5 1:00 p.m. [RS]

[E1] TENNESSEE 91**[W6] AUBURN 82**

Game 2 3:15 p.m. [RS]

[E3] VANDERBILT 75**[E3] VANDERBILT 93**

Game 6 3:15 p.m. [RS]

[W2] ARKANSAS 92**[W2] ARKANSAS 81****[W2] ARKANSAS 57**

Game 9* 1:00 p.m. [RS]

[W5] ALABAMA 80

Game 3 7:30 p.m. [RS]

[W5] ALABAMA 67**[E4] FLORIDA 69**Game 7 7:30 p.m. [RS]
OVERTIME**[W1] MISS. STATE 60****[E6] GEORGIA 97**Game 4 9:45 p.m. [RS]
OVERTIME**[E6] GEORGIA 60**

Game 10* 3:15 p.m. [RS]

[E6] GEORGIA 66**[W3] OLE MISS 95**Game 8* 9:45 p.m. [RS]
OVERTIME**[E6] GEORGIA 64****[E6] GEORGIA 64****[E2] KENTUCKY 56****[E6] GEORGIA**

CHAMPIONSHIP

Game 11*

1:00 p.m. [CBS]

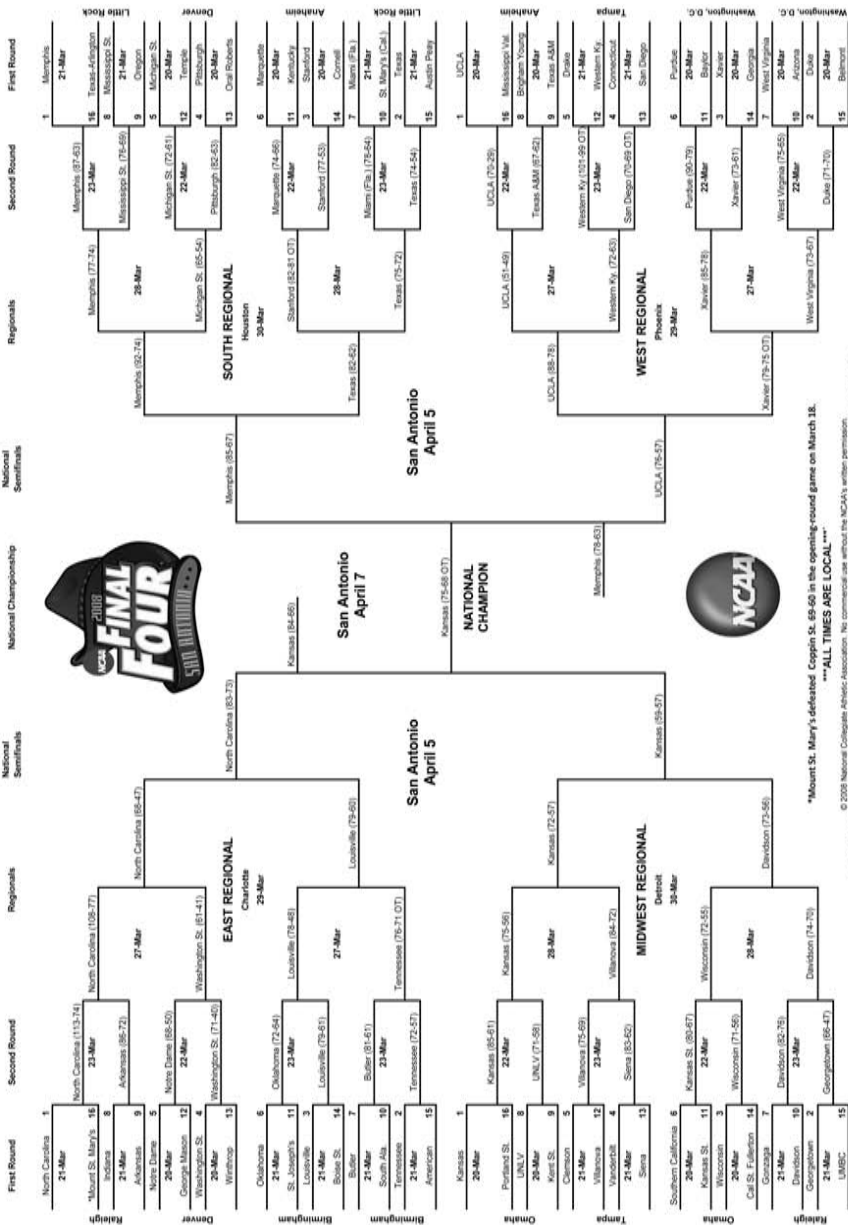
SEC Tournament Champion

NCAA Tournament Automatic Qualifier

ALL TIMES EASTERN

KEY: RS-Roycom Sports

2008 NCAA Division I Men's Basketball Championship




*Mount St. Mary's defeated Coppin St. 69-60 in the opening-round game on March 18.
 ALL TIMES ARE LOCAL

© 2008 National Collegiate Athletic Association. No commercial use without the NCAA's written permission. The NCAA approves all sports equipment. This bracket should not be used to transport, collect, or place bets at other gambling parlors.

48	49	51	58
78	96	98	

A pattern of
EXCELLENCE



2008-09
OPPONENTS

2008-09 OPPONENTS

ALABAMA CRIMSON TIDE

Location.....Tuscaloosa, Ala.
 Enrollment.....23,878
 Conference.....SEC (West)
 Colors.....Crimson and White
 Arena.....Coleman Coliseum (15,316)
 Head Coach.....Mark Gottfried
 Record at School/Yrs.....198-124 (.615)/10
 Overall Record/Yrs.....266-148 (.643)/13
 2007-08 Record (Conference).....17-16 (5-11)
 2008 Postseason.....None
 SID.....Becky Hopf
 SID Phone.....205.348.6084
 SID Email.....bhopf@ja.ua.edu
 Press Row Phone.....205.348.6084
 Website.....www.rolltide.com
 Series.....UK leads 97-35

In Lexington.....UK leads 51-10
 In Tuscaloosa.....UK leads 27-21
 At Neutral sites.....UK leads 19-4
 Current Win Streak.....UK, Two games
 Longest UK Win Streak.....15 games
 Longest UA Win Streak.....Two (Seven times)
 Largest UK Win.....(42) 74-32 (2/14/49)
 Largest UA Win.....(24) 101-77 (2/25/56)
 Billy Gillispie vs. Alabama.....1-0
 Last Meeting.....UK, 62-52 (2/9/07)

Saturday, Jan. 24.....3:00 p.m. (Raycom)
 Tuscaloosa, AL.....Coleman Coliseum

APPALACHIAN STATE MOUNTAINEERS

Location.....Boone, N.C.
 Enrollment.....16,600
 Conference.....Southern
 Colors.....Black and Gold
 Arena.....Holmes Center (8,325)
 Head Coach.....Houston Fancher
 Record at School.....124-118 (.512)/8
 Overall Record.....168-159 (.514)/11
 2007-08 Record (Conference).....18-13 (13-7)
 2008 Postseason.....None
 SID.....Ty Patton
 SID Phone.....828.964.6409
 SID Email.....pattonts@appstate.edu
 Press Row Phone.....828.262.7060
 Website.....www.GoASU.com
 Series.....First Meeting

In Lexington.....n/a
 In Boone.....n/a
 At Neutral sites.....n/a
 Current Win Streak.....n/a
 Longest UK Win Streak.....n/a
 Longest ASU Win Streak.....n/a
 Largest UK Win.....n/a
 Largest ASU Win.....n/a
 Billy Gillispie vs. ASU.....First Meeting
 Last Meeting.....n/a

Saturday, Dec. 20.....Noon (FSNS)
 Louisville, KY.....Freedom Hall

ARKANSAS RAZORBACKS

Location.....Fayetteville, Ark.
 Enrollment.....18,647
 Conference.....SEC (West)
 Colors.....Cardinal and White
 Arena.....Bud Walton Arena (19,200)
 Head Coach.....John Pelphrey
 Record at School.....23-12 (.657)
 Overall Record.....103-79 (.566)/6
 2007-08 Record (Conference).....23-12 (9-7)
 2008 Postseason.....NCAA, 2nd Round
 SID.....Robby Edwards
 SID Phone.....479.575.2751
 SID Email.....robbye@uark.edu
 Press Row Phone.....479.575.6622
 Website.....www.hogwired.com
 Series.....UK leads 22-7

In Lexington.....UK leads 10-2
 In Fayetteville.....UK leads 5-4
 At Neutral sites.....UK leads 7-1
 Current Win Streak.....UK, Eight games
 Longest UK Win Streak.....Eight games
 Longest UA Win Streak.....Two (Two times)
 Largest UK Win.....(37) 76-39 (12/13/48)
 Largest UA Win.....(17) 105-88 (1/25/92)
 Billy Gillispie vs. Arkansas.....1-0
 Last Meeting.....UK, 63-58 (2/23/08)

Saturday, Feb. 14.....1:00 p.m. (CBS)
 Fayetteville, AR.....Bud Walton Arena

AUBURN TIGERS

Location Auburn, Ala.
 Enrollment 23,547
 Conference SEC (West)
 Colors Burnt Orange and Blue
 Arena Beard-Eaves Memorial Coliseum (10,500)
 Head Coach Jeff Lebo
 Record at School/Yrs 57-64 (.471)/4
 Overall Record/Yrs 172-127 (.575)/10
 2007-08 Record (Conference) 14-16 (4-12)
 2008 Postseason None
 SID Chuck Gallina
 SID Phone 334.844.9800
 SID Email gallica@auburn.edu
 Press Row Phone 334.844.1933/1935
 Website www.auburntigers.com
 Series UK leads 82-17

In Lexington UK leads 42-2
 In Auburn UK leads 26-13
 At Neutral sites UK leads 14-2
 Current Win Streak UK, Nine games
 Longest UK Win Streak 14 games
 Longest AU Win Streak Two (Four times)
 Largest UK Win (66) 84-18 (2/28/47)
 Largest AU Win (19) 88-69 (2/20/65)
 82-63 (1/13/94)
 Billy Gillispie vs. Auburn 3-0
 Last Meeting UK, 66-63 (2/6/08)

Wednesday, Jan. 21 9:00 p.m. (Raycom)
 Lexington, KY Rupp Arena

CENTRAL MICHIGAN CHIPPEWAS

Location Mount Pleasant, Mich.
 Enrollment 26,787
 Conference Mid-American
 Colors Maroon and Gold
 Arena Rose Arena (5,200)
 Head Coach Ernie Zeigler
 Record at School 27-35 (.435)/2
 Overall Record 27-35 (.435)/2
 2007-08 Record (Conference) 14-17 (8-8)
 2008 Postseason None
 SID Don Helinski
 SID Phone 989-774-1763
 SID Email donald.helinski@cmich.edu
 Press Row Phone 989.774.3579
 Website www.cmichippewas.com
 Series UK leads 1-0

In Lexington n/a
 In Mount Pleasant n/a
 At Neutral sites UK leads 1-0
 Current Win Streak UK, One game
 Longest UK Win Streak One game
 Longest CMU Win Streak n/a
 Largest UK Win (17) 90-73 (2/30/75)
 Largest CMU Win n/a
 Billy Gillispie vs. C. Michigan First Meeting
 Last Meeting 90-73 (2/30/75)

Monday, Dec. 29 7:00 p.m. (FSNS)
 Lexington, KY Rupp Arena

DELAWARE STATE HORNETS

Location Dover, Del.
 Enrollment 3,800
 Conference MEAC
 Colors Columbia Blue and Red
 Arena Memorial Hall Gym (2,000)
 Head Coach Greg Jackson
 Record at School/Yrs 132-112 (.541)/8
 Overall Record/Yrs 295-189 (.610)/17
 2007-08 Record (Conference) 14-16 (10-6)
 2008 Postseason None
 SID Dennis Jones
 SID Phone 302.857.6068
 SID Email djones@desu.edu
 Press Row Phone 302.857.7112
 Website www.dsuhornets.com
 Series First meeting

In Lexington n/a
 In Dover n/a
 At Neutral sites n/a
 Current Win Streak n/a
 Longest UK Win Streak n/a
 Longest DSU Win Streak n/a
 Largest UK Win n/a
 Largest DSU Win n/a
 Billy Gillispie vs. Delaware State First Meeting
 Last Meeting n/a

Saturday, Nov. 22 Noon (BBSN)
 Lexington, KY Rupp Arena

FLORIDA GATORS

LocationGainesville, Fla.
 Enrollment51,520
 ConferenceSEC (East)
 ColorsOrange and Blue
 Arena Stephen C. O'Connell Center (12,000)
 Head CoachBilly Donovan
 Record at School/Yrs285-115 (.713)/11
 Overall Record/Yrs320-135 (.703)/14
 2007-08 Record (Conference).....24-12 (8-8)
 2008 PostseasonNIT, Final Four
 SIDFred Demarest
 SID Phone352.375.4683 Ext. 6119
 SID Emailfredd@gators.uaa.ufl.edu
 Press Row Phone352.371.0281
 Websitewww.gatorzone.com
 SeriesUK leads 85-31

In LexingtonUK leads 43-8
 In GainesvilleUK leads 31-20
 At Neutral sites.....UK leads 11-3
 Current Win StreakUK, One game
 Longest UK Win Streak18 games
 Longest UF Win StreakSix games
 Largest UK Win(56) 87-31 (3/4/48)
 Largest UF Win(18) 96-78 (1/13/68)
 Billy Gillispie vs. Florida1-1
 Last MeetingU5, 75-70 (3/9/08)

Tuesday, Feb. 109:00 p.m. (ESPN)
 Lexington, KYRupp Arena
 Saturday, March 72:00 p.m. (CBS)
 Gainesville, FLO'Connell Center

FLORIDA ATLANTIC OWLS

LocationBoca Raton, Fla.
 Enrollment26,000
 ConferenceSun Belt
 ColorsBlue and Red
 ArenaFAU Arena (5,000)
 Head CoachMike Jarvis
 Record at School.....First season
 Overall Record363-202
 2007-08 Record (Conference).....15-18 (8-10)
 2008 Postseasonn/a
 SIDNick Mirkovich
 SID Phone561.756.0653
 SID Emailnmirkovi@fau.edu
 Press Row Phone561.297.4092
 Websitewww.FAUSPORTS.com
 SeriesFirst Meeting

In Lexingtonn/a
 In Boca Ratonn/a
 At Neutral sitesn/a
 Current Win Streakn/a
 Longest UK Win Streakn/a
 Longest FAU Win Streakn/a
 Largest UK Winn/a
 Largest FAU Winn/a
 Billy Gillispie vs. Florida AtlanticFirst Meeting
 Last Meetingn/a

Saturday, Dec. 273:00 p.m. (FNSN)
 Lexington, KYRupp Arena

GEORGIA BULLDOGS

LocationAthens, Ga.
 Enrollment33,405
 ConferenceSEC (East)
 ColorsRed and Black
 ArenaStegeman Coliseum (10,523)
 Head CoachDennis Felton
 Record at School75-80 (.484)/5
 Overall Record175-134 (.566)/10
 2007-08 Record (Conference).....17-17 (4-12)
 2008 Postseason.....NCAA, 1st Round
 SIDTim Hix
 SID Phone706.542.1621
 SID Emailthix@sports.uga.edu
 Press Row Phone706.542.8052
 Websitewww.georgiadogs.com
 SeriesUK leads 109-23

In LexingtonUK leads 53-4
 In AthensUK leads 37-15
 At Neutral sites.....UK leads 19-4
 Current Win StreakUGA, One game
 Longest UK Win Streak20 games
 Longest UGA Win StreakThree games
 Largest UK Win(77) 143-66 (2/27/56)
 Largest UGA Win(15) 106-91 (1/3/90)
 Billy Gillispie vs. Georgia2-1
 Last MeetingUGA, 60-56 (ot) (3/15/08)

Sunday, Jan. 18Noon (Raycom)
 Athens, GAStegeman Coliseum
 Wednesday, March 48:00 p.m. (Raycom)
 Lexington, KYRupp Arena

INDIANA HOOSIERS

LocationBloomington, Ind.
 Enrollment38,247
 ConferenceBig 10
 ColorsRed and White
 ArenaAssembly Hall (17,357)
 Head CoachTom Crean
 Record at School/YrsFirst season
 Overall Record/Yrs190-96 (.664)/9
 2007-08 Record (Conference)25-8 (14-4)
 2008 PostseasonNCAA, 1st Round
 SIDJ.D. Campbell
 SID Phone812.855.9794
 SID Emailjc56@indiana.edu
 Press Row Phone812.855.2754
 WebsiteIUHoosiers.com
 SeriesUK leads 28-23

In LexingtonUK leads 8-3
 In BloomingtonIU leads 10-3
 At Neutral sitesUK leads 17-10
 Current Win StreakIU, One game
 Longest UK Win StreakFive games (three times)
 Longest IU Win StreakSix games
 Largest UK Win(35) 91-56 (12/18/65)
 Largest IU Win(26) 79-53 (12/10/05)
 Billy Gillispie vs. Indiana0-1
 Last MeetingIU, 70-51 (12/8/07)

Saturday, Dec. 13 4:00 p.m. (CBS)
 Lexington, KY Rupp Arena

***IOWA HAWKEYES**

LocationIowa City, Iowa
 Enrollment30,409
 ConferenceBig 10
 ColorsGold and Black
 ArenaCarver-Hawkeye Arena (15,500)
 Head CoachTodd Lickliter
 Record at School/Yrs13-19 (.406)/1
 Overall Record/Yrs144-80 (.643)/7
 2007-08 Record (Conference)13-19 (6-12)
 2008 PostseasonNone
 SIDSteve Roe
 SID Phone319.339.0980
 SID Emailsteven-roe@uiowa.edu
 Press Row Phone319.335.7284
 Websitewww.hawkeyesports.com
 SeriesUK leads 5-3

In LexingtonUK leads 2-1
 In Iowa CitySeries tied 1-1
 At Neutral sitesUK leads 2-1
 Current Win StreakUI, One game
 Longest UK Win StreakThree games
 Longest UI Win StreakOne game
 Largest UK Win(25) 94-69 (12/21/62)
 Largest UI Win(13) 79-66 (12/4/72)
 Billy Gillispie vs. IowaFirst Meeting
 Last MeetingUI, 67-63 (11/21/05)

Saturday, Nov. 29 7:30/10:30 p.m. (TBA)
 Las Vegas, NV Orleans Arena

*-possible tournament opponent for UK; the winner of the UK/Kansas St. game plays the winner of WVU/Iowa

KANSAS STATE WILDCATS

LocationManhattan, Kan.
 Enrollment23,332
 ConferenceBig 12
 ColorsPurple and White
 ArenaBramlage Coliseum (12,528)
 Head CoachFrank Martin
 Record at School21-12 (.636)/1
 Overall Record21-12 (.636)/1
 2007-08 Record (Conference)21-12 (10-6)
 2008 PostseasonNCAA, 2nd Round
 SIDTom Gilbert
 SID Phone785.532.7979
 SID Emailtgilbert@k-state.edu
 Press Row Phone785.539.3423
 Websitewww.k-statesports.com
 SeriesUK leads 7-0

In LexingtonUK leads 3-0
 In ManhattanUK leads 2-0
 At Neutral sitesUK leads 2-0
 Current Win StreakUK, seven games
 Longest UK Win StreakSeven games
 Longest KSU Win Streakn/a
 Largest UK Win(27) UK, 53-26 (11/1/40)
 Largest KSU Winn/a
 Billy Gillispie vs. Liberty2-2
 Last MeetingUK, 81-78 (3/16/76)

Friday, Nov. 28 11:59 p.m. (ESPNU)
 Las Vegas, NV Orleans Arena

LAMAR CARDINALS

Location Beaumont, Texas
 Enrollment 14,000
 Conference Southland
 Colors Red and White
 Arena Montagne Center (10,080)
 Head Coach Steve Roccaforte
 Record at School/Yrs 34-28 (.548)/2
 Overall Record/Yrs 34-28 (.548)/2
 2007-08 Record (Conference) 19-11 (13-3)
 2007 Postseason None
 SID Brian Henry
 SID Phone 409.880.8329
 SID Email brian.henry@lamar.edu
 Press Row Phone 409.880.2343
 Website lamarcardinals.com
 Series UK leads 1-0

In Lexington UK leads 1-0
 In Beaumont n/a
 At Neutral sites n/a
 Current Win Streak UK, One game
 Longest UK Win Streak One game
 Longest UL Win Streak n/a
 Largest UK Win (15) 71-56 (12/13/87)
 Largest UL Win n/a
 Billy Gillispie vs. Lamar 1-0
 Last Meeting UK, 71-56 (12/13/87)

Wednesday, Dec. 3 7:00 p.m. (FSNS)
 Lexington, KY Rupp Arena

LONGWOOD LANCERS

Location Farmville, Va.
 Enrollment 4,500
 Conference Independent
 Colors Blue and White
 Arena Willett Hall (1,729)
 Head Coach Mike Gillian
 Record at School/Yrs 34-116 (.227)/5
 Overall Record/Yrs 34-116 (.227)/5
 2007-08 Record (Conference) 9-22 (n/a)
 2008 Postseason n/a
 SID Greg Prouty
 SID Phone 434.395.2097
 SID Email proutygd@longwood.edu
 Press Row Phone 434.395.2871
 Website www.longwoodlancers.com
 Series First meeting

In Lexington n/a
 In Farmville n/a
 At Neutral sites n/a
 Current Win Streak n/a
 Longest UK Win Streak n/a
 Longest LU Win Streak n/a
 Largest UK Win n/a
 Largest LU Win n/a
 Billy Gillispie vs. Longwood First meeting
 Last Meeting n/a

Monday, Nov. 24 7:00 p.m. (BBSN)
 Lexington, KY Rupp Arena

LOUISVILLE CARDINALS

Location Louisville, Ky.
 Enrollment 22,000
 Conference Big East
 Colors Red and Black
 Arena Freedom Hall (18,865)
 Head Coach Rick Pitino
 Record at School/Yrs 169-67 (.716)/6
 Overall Record/Yrs 521-191 (.732)/21
 2007-08 Record (Conference) 27-9 (14-4)
 2008 Postseason NCAA, Elite Eight
 SID Kenny Klein
 SID Phone 502.852.6651
 SID Email kenny.klein@louisville.edu
 Press Row Phone 502.852.5567
 Website www.UofLsports.com
 Series UK leads 26-13

In Lexington UK leads 14-5
 In Louisville UK leads 10-6
 At Neutral sites UK leads 2-2
 Current Win Streak UL, One game
 Longest UK Win Streak Five games
 Longest UL Win Streak Two (Five times)
 Largest UK Win (34) 91-57 (3/27/48)
 Largest UL Win 85-51 (12/27/86)
 Largest UL Win (18) 97-75 (12/31/88)
 Billy Gillispie vs. Louisville 1-1
 Last Meeting UL, 89-75 (1/5/08)

Sunday, Jan. 4 1:30/4:30 p.m. (CBS)
 Louisville, KY Freedom Hall

LSU TIGERS

Location Baton Rouge, La.
 Enrollment 29,815
 Conference SEC (West)
 Colors Purple and Gold
 Arena Pete Maravich Assembly Center (13,215)
 Head Coach Trent Johnson
 Record at School/Yrs First season
 Overall Record/Yrs 159-121 (.568)/9
 2007-08 Record (Conference) 13-18 (6-10)
 2008 Postseason None
 SID Kent Lowe
 SID Phone 225.578.8226
 SID Email clowe@lsu.edu
 Press Row Phone 225.578.8226
 Website www.LSUsports.net
 Series UK leads 78-22

In Lexington UK leads 39-4
 In Baton Rouge UK leads 27-16
 At Neutral sites UK leads 12-2
 Current Win Streak UK, Two games
 Longest UK Win Streak 19 games
 Longest LSU Win Streak Three (Four times)
 Largest UK Win (47) 127-80 (3/4/95)
 Largest LSU Win (35) 76-41 (1/18/87)
 Billy Gillispie vs. LSU 1-2
 Last Meeting UK, 67-63 (2/16/08)

Saturday, Feb. 28 4:00 p.m. (CBS)
 Lexington, KY Rupp Arena

MIAMI HURRICANES

Location Miami, Fla.
 Enrollment 15,449
 Conference ACC
 Colors Orange, Green and White
 Arena BankUnited Center (7,200)
 Head Coach Frank Haith
 Record at School 69-60 (.535)/4
 Overall Record 69-60 (.535)/4
 2007-08 Record (Conference) 23-11 (8-8)
 2008 Postseason NCAA, 2nd Round
 SID Margaret Belch
 SID Phone 305.915.0588
 SID Email mbelch@miami.edu
 Press Row Phone 305.284.2111
 Website www.hurricanesports.com
 Series UK leads 3-0

In Lexington UK leads 2-0
 In Miami UK leads 1-0
 At Neutral sites n/a
 Current Win Streak UK, 3 games
 Longest UK Win Streak Three games
 Longest UM Win Streak n/a
 Largest UK Win (39) 114-75 (12/3/56)
 Largest UM Win n/a
 Billy Gillispie vs. Mississippi St. First Meeting
 Last Meeting UK, 60-57 (1/29/00)

Saturday, Dec. 6 5:30 p.m. (ESPN)
 Lexington, KY Rupp Arena

MISSISSIPPI STATE BULLDOGS

Location Starkville, Miss.
 Enrollment 17,039
 Conference SEC (West)
 Colors Maroon and White
 Arena Humphrey Coliseum (10,500)
 Head Coach Rick Stansbury
 Record at School 231-125 (.649)/10
 Overall Record 231-125 (.649)/10
 2007-08 Record (Conference) 23-11 (12-3)
 2008 Postseason NCAA, 2nd Round
 SID Gregg Ellis
 SID Phone 662.325.3595
 SID Email gellis@athletics.msstate.edu
 Press Row Phone 662.325.3776
 Website www.MStateathletics.com
 Series UK leads 84-19

In Lexington UK leads 43-4
 In Starkville UK leads 30-12
 At Neutral sites UK leads 11-3
 Current Win Streak MSU, Two games
 Longest UK Win Streak 17 games (Two times)
 Longest MSU Win Streak Two games
 Largest UK Win (44) 110-66 (2/11/52)
 Largest MSU Win (13) 82-69 (2/16/85)
 Billy Gillispie vs. Mississippi St. 0-1
 Last Meeting MSU, 69-64 (1/15/08)

Tuesday, Feb. 3 7:00 p.m. (Raycom)
 Lexington, KY Rupp Arena

MISSISSIPPI VALLEY STATE DELTA DEVILS

LocationItta Bena, Miss.
 Enrollment3,767
 ConferenceSWAC
 ColorsForest Green and White, Red
 ArenaR.W. Harrison HPER Complex (10,000)
 Head CoachSean Woods
 Record at School/YrsFirst Year
 Overall Record/YrsFirst Year
 2007-08 Record (Conference).....17-16 (12-5)
 2008 PostseasonNone
 SIDRoderick Mosley
 SID Phone662.254.3011
 SID Emailrwmosley@mvsu.edu
 Press Row Phonen/a
 Websitewww.mvsu.edu
 SeriesUK leads 1-0

In LexingtonUK leads 1-0
 In Ittabenan/a
 At Neutral sitesn/a
 Current Win StreakUK, One game
 Longest UK Win StreakOne game
 Longest MVSU Win Streakn/a
 Largest UK Win(23) 79-56 (11/17/06)
 Largest MVSU Winn/a
 Billy Gillispie vs. MVSU.....2-0
 Last Meeting79-56 (11/17/06)

Sunday, Dec. 7 4:00 p.m. (FSNS)
 Lexington, KY Rupp Arena

MISSOURI-ST. LOUIS TRITONS (EXH.)

LocationSt. Louis, Mo.
 Enrollment15,500
 ConferenceGreat Lakes Valley
 ColorsRed and Gold
 ArenaMark Twain Building (4,736)
 Head CoachChris Pilz
 Record at School/Yrs51-85 (.375)/5
 Overall Record/Yrs51-85 (.375)/5
 2007-08 Record (Conference).....10-17 (5-14)
 2008 PostseasonNone
 SIDMary Ann Mitchell
 SID Phone618.560.9271
 SID Emailtierneym@umsl.edu
 Press Row Phonen/a
 Websitewww.umsltritons.com
 SeriesFirst meeting

In Lexingtonn/a
 In St. Louisn/a
 At Neutral sitesn/a
 Current Win Streakn/a
 Longest UK Win Streakn/a
 Longest MSL Win Streakn/a
 Largest UK Winn/a
 Largest MSL Winn/a
 Billy Gillispie vs. Mo.-St. LouisFirst Meeting
 Last Meetingn/a

Monday, Nov. 3 (Exh) 7:00 p.m. (BBSN)
 Lexington, KY Rupp Arena

NORTH CAROLINA TAR HEELS

LocationChapel Hill, N.C.
 Enrollment27,700
 ConferenceACC
 ColorsCarolina Blue and White
 ArenaDean E. Smith Center (21,750)
 Head CoachRoy Williams
 Record at School/Yrs142-33 (.811)/5
 Overall Record/Yrs560-134 (.807)/20
 2007-08 Record (Conference).....36-3 (14-2)
 2008 PostseasonNCAA, Final Four
 SIDSteve Kirschner
 SID Phone919.962.7258
 SID Emailstevekirschner@unc.edu
 Press Row Phone919.962.8815
 WebsiteTarheelblue.com
 SeriesUNC leads 20-10

In LexingtonUNC leads 6-5
 In Chapel HillUNC leads 3-2
 At Neutral sitesUNC leads 11-3
 Current Win StreakUNC, 4 games
 Longest UK Win Streak4 games
 Longest UNC Win StreakSix games
 Largest UK Win(39) 83-44 (1/9/50)
 Largest UNC Win(21) 41-20 (2/29/24)
 Billy Gillispie vs. UNC0-1
 Last MeetingUNC, 86-77 (12/1/07)

Tuesday, Nov. 18 9:00 p.m. (ESPN)
 Chapel Hill, N.C. Dean E. Smith Center

OLE MISS REBELS

Location Oxford, Miss.
 Enrollment 17,325
 Conference SEC (West)
 Colors Cardinal Red and Navy Blue
 Arena Tad Smith Coliseum (8,700)
 Head Coach Andy Kennedy
 Record at School/Yrs 45-24 (.652)/2
 Overall Record/Yrs 66-37 (.641)/3
 2007-08 Record (Conference) 24-11 (7-9)
 2008 Postseason NIT, Final Four
 SID Joey Jones
 SID Phone 662.915.7526
 SID Email joeyj@olemiss.com
 Press Row Phone 662.236.1931
 Website www.OleMisssports.com
 Series UK leads 95-11

In Lexington UK leads 48-2
 In Oxford UK leads 25-8
 At Neutral sites UK leads 22-1
 Current Win Streak UK, Nine games
 Longest UK Win Streak 39 games
 Longest OM Win Streak Two games
 Largest UK Win (58) 116-58 (1/3/52)
 Largest OM Win (20) 37-17 (2/11/27)
 Billy Gillispie vs. Alabama 1-0
 Last Meeting UK, 58-54 (2/27/08)

Tuesday, Jan. 27 7:00 p.m. (ESPN)
 Oxford, MS Tad Smith Coliseum

OUACHITA BAPTIST TIGERS (EXH.)

Location Arkadelphia, Ark.
 Enrollment 1,500
 Conference Gulf South (West)
 Colors Purple and Gold
 Arena Bill Vining Arena (2,500)
 Head Coach Charlie Schaefer
 Record at School 113-85 (.571)/7
 Overall Record 143-109 (.567)/8
 2007-08 Record (Conference) 20-10 (10-4)
 2008 Postseason None
 SID Brian Howard
 SID Phone 404.695.0556
 SID Email howardb@obu.edu
 Press Row Phone n/a
 Website www.obutigers.com
 Series First meeting

In Lexington n/a
 In Arkadelphia n/a
 At Neutral sites n/a
 Current Win Streak n/a
 Longest UK Win Streak n/a
 Longest OBU Win Streak n/a
 Largest UK Win n/a
 Largest OBU Win n/a
 Billy Gillispie vs. OBU n/a
 Last Meeting n/a

Friday, Nov. 7 7:00 p.m. (BBSN)
 Lexington, KY Rupp Arena

SOUTH CAROLINA GAMECOCKS

Location Columbia, S.C.
 Enrollment 27,065
 Conference SEC (East)
 Colors Garnet and Black
 Arena The Colonial Center (18,000)
 Head Coach Darrin Horn
 Record at School First season
 Overall Record 111-48 (.698)/5
 2007-08 Record (Conference) 14-18 (5-11)
 2008 Postseason None
 SID Emily Feeney
 SID Phone 803.727.3284
 SID Email efeeney@sc.edu
 Press Row Phone 803.777.6182
 Website www.uscsports.com
 Series UK leads 41-7

In Lexington UK leads 21-1
 In Columbia UK leads 16-4
 At Neutral sites UK leads 4-2
 Current Win Streak UK, Four games
 Longest UK Win Streak 12 games
 Longest USC Win Streak Two games
 Largest UK Win (45) 126-81 (12/10/79)
 Largest USC Win (13) 70-57 (3/8/02)
 Billy Gillispie vs. USC 2-0
 Last Meeting UK, 71-63 (3/5/08)

Saturday, Jan. 31 3:00 p.m. (Raycom)
 Lexington, KY Rupp Arena
 Wednesday, Feb. 25 7:00 p.m. (Raycom)
 Columbia, S.C. The Colonial Center

TENNESSEE VOLUNTEERS

LocationKnoxville, Tenn.
 Enrollment25,244,400
 ConferenceSEC (East)
 ColorsOrange and White
 ArenaThompson-Boling Arena (21,758)
 Head CoachBruce Pearl
 Record at School/Yrs77-24 (.762)/3
 Overall Record/Yrs394-108 (.784)/21
 2007-08 Record (Conference).....31-5 (14-2)
 2008 Postseason.....NCAA, Third round
 SIDTBA
 SID Phone.....TBA
 SID EmailTBA
 Press Row Phone865.544.0789
 Websitewww.utsports.com
 SeriesUK leads 140-65

In LexingtonUK leads 84-16
 In Knoxville.....UK leads 50-46
 At Neutral sites.....UK leads 6-3
 Current Win Streak.....UT, 1 game
 Longest UK Win Streak20 games
 Longest UT Win StreakFive (Two times)
 Largest UK Win(61) 101-40 (3/12/93)
 Largest UT Win(28) 87-59 (1/22/68)
 Billy Gillispie vs. Tennessee.....1-1
 Last MeetingUT, 63-60 (3/2/07)

Tuesday, Jan. 139:00 p.m. (ESPN)
 Knoxville, TNThompson-Boling Arena
 Saturday, Feb. 211:00 (CBS)
 Lexington, KYRupp Arena

TENNESSEE STATE TIGERS

LocationNashville, Tenn.
 Enrollment9,024
 ConferenceOVC
 ColorsRoyal Blue and White
 ArenaGentry Center (10,500)
 Head CoachCy Alexander
 Record at School/Yrs61-89 (.407)/5
 Overall Record/Yrs338-290 (.538)/22
 2007-08 Record (Conference).....15-17 (10-10)
 2008 PostseasonNone
 SIDWallace Dooley Jr.
 SID Phone615.566.5026
 SID Emailwdooley@tnstate.edu
 Press Row Phone(615) 963-7616
 Websitewww.tsutigers.com
 SeriesUK leads 3-0

In LexingtonUK leads 2-0
 In Nashville.....n/a
 At Neutral sites.....UK leads 1-0
 Current Win StreakUK, Three games
 Longest UK Win StreakThree games
 Longest TSU Win Streakn/a
 Largest UK Win(50) 97-47 (12/29/98)
 Largest TSU Winn/a
 Billy Gillispie vs. Texas Southern1-0
 Last MeetingUK 115-87 (12/30/02)

Monday, Dec. 227:00 p.m. (BBSN)
 Lexington, KYRupp Arena

VANDERBILT COMMODORES

LocationNashville, Tenn.
 Enrollment6,378
 ConferenceSEC (East)
 ColorsBlack and Gold
 ArenaMemorial Gymnasium (14,316)
 Head CoachKevin Stallings
 Record at School170-116 (.594)/9
 Overall Record293-179 (.621)/15
 2007-08 Record (Conference).....26-8 (10-6)
 2008 Postseason.....NCAA, 1st Round
 SIDAndy Boggs
 SID Phone615.322.4121
 SID Emailandy.boggs@vanderbilt.edu
 Press Row Phone615.320.0436
 WebsiteVUCommodores.com
 SeriesUK leads 130-42

In LexingtonUK leads 72-14
 In Nashville51-25
 At Neutral sites.....UK leads 7-3
 Current Win StreakVU, One game
 Longest UK Win Streak19 games
 Longest VU Win StreakFour (Two times)
 Largest UK Win(69) 98-29 (2/27/47)
 Largest VU Win(41) 93-52 (2/12/08)
 Billy Gillispie vs. Vandy1-1
 Last MeetingVU, 93-52 (2/12/08)

Saturday, Jan. 102:00 p.m. (Raycom)
 Lexington, KYRupp Arena
 Tuesday, Feb. 179:00 p.m. (ESPN)
 Nashville, TNMemorial Gym

VMI KEYDETS

Location Lexington, Va.
 Enrollment 1,300
 Conference Big South
 Colors Red, Yellow and White
 Arena Cameron Hall (5,300)
 Head Coach Duggar Baucom
 Record at School/Yrs 35-54 (.393)/3
 2007-08 Record (Conference) 14-15 (6-8)
 2008 Postseason None
 SID Wade Branner
 SID Phone 540-464-7515
 SID Email brannerwh@vmi.edu
 Press Row Phone 540-463-6725
 Website www.vmikeydets.com
 Series UK leads 5-2

In Lexington, Ky. UK leads 2-0
 In Lexington, Va. VMI leads 2-0
 At Neutral sites UK leads 3-0
 Current Win Streak UK, 4 games
 Longest UK Win Streak Four games
 Longest VMI Win Streak Two games
 Largest UK Win (42) 99-57 (12/5/01)
 Largest VMI Win (14) 32-18 (1/24/14)
 Billy Gillispie vs. VMI First Meeting
 Last Meeting UK, 99-57 (12/5/01)

Friday, Nov. 14 7:00 p.m. (BBSN)
 Lexington, KY Rupp Arena

***WEST VIRGINIA MOUNTAINEERS**

Location Morgantown, W.Va.
 Enrollment 28,113
 Conference Big East
 Colors Old Gold and Blue
 Arena WVU Coliseum (14,000)
 Head Coach Bob Huggins
 Record at School/Yrs 26-11 (.703)/1
 Overall Record/Yrs 616-222 (.735)/26
 2007-08 Record (Conference) 26-11 (11-7)
 2007 Postseason NCAA, Sweet 16
 SID Bryan Messerly
 SID Phone 304.293.2821
 SID Email bryan.messerly@mail.wvu.edu
 Press Row Phone 304.293.2821
 Website www.MSNsportsNET.com
 Series UK leads 12-4

In Lexington UK leads 9-3
 In Morgantown Series tied 1-1
 At Neutral sites UK leads 2-0
 Current Win Streak UK, 6 games
 Longest UK Win Streak Six games
 Longest WVU Win Streak One game
 Largest UK Win (26) 106-80 (11/20/91)
 Largest WVU Win (13) 56-43 (1/11/41)
 Billy Gillispie vs. West Virginia First Meeting
 Last Meeting UK, 80-66 (11/22/05)

Saturday, Nov. 29 7:30/10:30 p.m. (TBA)
 Las Vegas, NV Orleans Arena

*-possible tournament opponent for UK; the winner of the UK/Kansas St. game plays the winner of WVU/Iowa

SOUTHEASTERN CONFERENCE

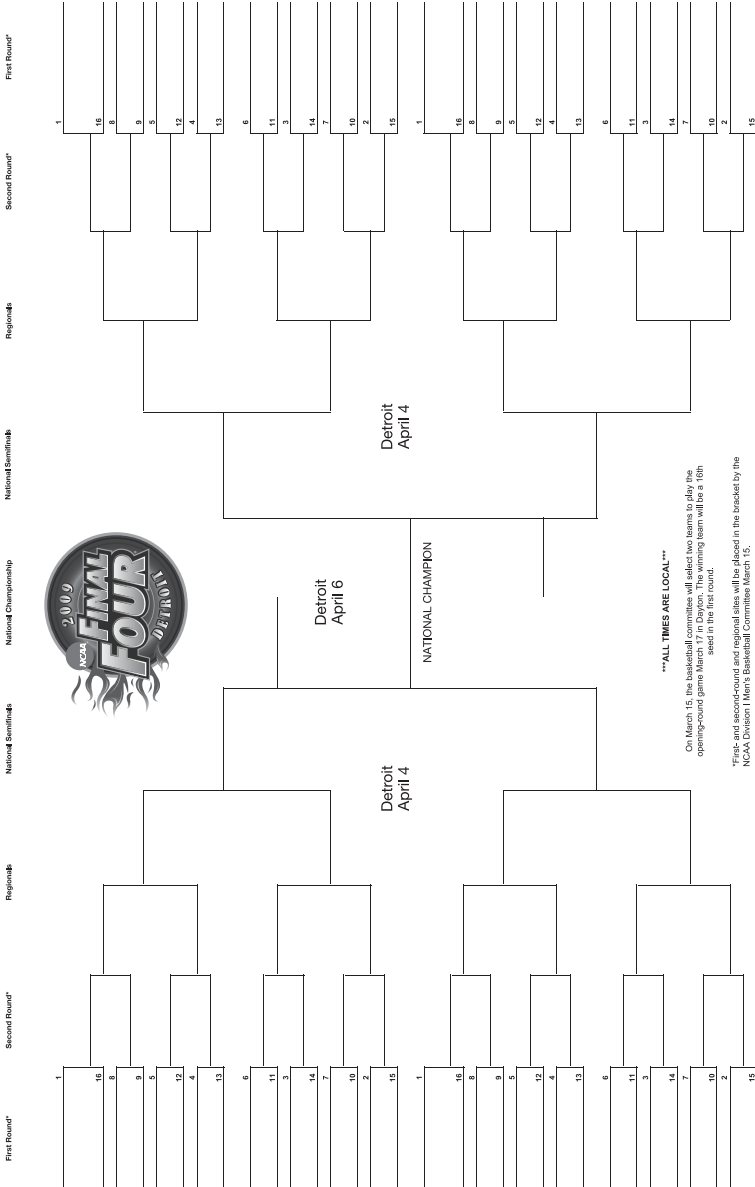
Location Birmingham, Ala.
 Founded 1933
 SID Craig Pinkerton
 SID Phone 205.458.3000
 SID Email cpinkerton@sec.org
 Website www.secsports.com
 SEC Alignment SEC East: Florida, Georgia
 Kentucky, South Carolina, Tennessee Vanderbilt
 SEC West: Alabama, Arkansas, Auburn,
 LSU, Mississippi State, Ole Miss

2008 SEC Champion Tennessee
 2008 SEC Tournament Champion Georgia
 UK SEC Championships 43
 UK SEC Tournament Championships 25
 Last UK SEC Championship 2005
 Last UK SEC Tournament Championship 2004

2009 SEC Tournament Mar. 12-15 (Raycom/CBS)
 Tampa, FL St. Pete Times Forum



2009 NCAA Division I Men's Basketball Championship



©2008 National Collegiate Athletic Association. All rights reserved. Use without the permission of the NCAA is prohibited. The NCAA reserves all other rights. This information is provided for informational purposes only and does not constitute an offer.

TOURNAMENT INFORMATION

2008 FINDLAY TOYOTA LAS VEGAS INVITATIONAL

Date

November 22-24 (Campus Sites)
 November 28-29 (Las Vegas, Nev.)

First & Second Round Match-Ups

Lexington • Nov. 22-24 • Rupp Arena
 Nov. 22 • Kentucky vs. Delaware State7:00 p.m.
 Nov. 24 • Kentucky vs. Longwood7:00 p.m.

Semifinal Match-ups

Las Vegas • Nov. 28 • Orleans Arena
 West Virginia vs. Iowa9:00 p.m.
 Kentucky vs. Kansas State (ESPNU).....11:59 p.m.

Championship Doubleheader (ESPN2)

Las Vegas • Nov. 29 • Orleans Arena
 Consolation Game.....7:30 pm
 Championship Game (ESPN2).....10:30 pm



2009 SEC TOURNAMENT

Dates

March 12-15 (St. Pete Times Forum • Tampa, Fla.)

First Round • Thursday, March 12

Game 1 - Western #5 vs. Eastern #41:00 p.m.
 Game 2 - Eastern #6 vs. Western #33:15 p.m.
 Game 3 - Eastern #5 vs. Western #47:30 p.m.
 Game 4 - Western #6 vs. Eastern #39:45 p.m.

Quarterfinals • Friday, March 13

Game 5 - Gm. 1 Winner vs. Western #11:00 p.m.
 Game 6 - Gm. 2 Winner vs. Eastern #23:15 p.m.
 Game 7 - Gm. 3 Winner vs. Eastern #17:30 p.m.
 Game 8 - Gm. 4 Winner vs. Western #29:45 p.m.

Semifinals • Saturday, March 14

Game 9 - Gm. 5 Winner vs. Gm. 6 Winner1:00 p.m.
 Game 10 - Gm. 7 Winner vs. Gm. 8 Winner3:15 p.m.

Championship • Sunday, March 15

Game 11 - Gm. 9 Winner vs. Gm. 10 Winner1:00 p.m.

Games 1-10 will all be televised live on Raycom Sports
 The championship game will be televised live on CBS Sports.

2009 NCAA TOURNAMENT

Opening Round

March 17 (Univ. of Dayton Arena, Dayton, Ohio)

NCAA First & Second Rounds

March 19-21 (Greensboro Coliseum, Greensboro, N.C.)
 March 19-21 (Sprint Center, Kansas City, Mo.)
 March 19-21 (Wachovia Center, Philadelphia, Pa.)
 March 19-21 (Rose Garden, Portland, Ore.)
 March 20-22 (Taco Bell Arena, Boise, Idaho)
 March 20-22 (UD Arena, Dayton, Ohio)
 March 20-22 (American Airlines Arena, Miami, Fla.)
 March 20-22 (HHH Metrodome, Minneapolis, Minn.)

NCAA Regionals

March 26-28 (TD Banknorth, Boston, Mass.)
 March 26-28 (University of Phoenix Stadium, Glendale, Ariz.)
 March 27-29 (Lucas Oil Stadium, Indianapolis, Ind.)
 March 27-29 (FedEx Forum, Memphis, Tenn.)

NCAA Final Four

April 4-6 (Ford Field, Detroit Mich.)

Future Final Four Sites

April 3-5, 2010 (Lucas Oil Stadium, Indianapolis, Ind.)
 April 2-4, 2011 (Reliant Stadium, Houston, Texas)

2008-09 TRAVEL HEADQUARTERS

NORTH CAROLINA

The Franklin Hotel
311 W Franklin St
Chapel Hill, NC 27516
(919) 442-9000

LAS VEGAS

Las Vegas Renaissance Marriott
3400 Paradise Rd
Las Vegas, NV 89169
(702) 733-6533

APPALACHIAN STATE (IN LOUISVILLE)

Louisville Marriott Downtown
280 West Jefferson Street
Louisville, KY 40202
(502) 627-5045

LOUISVILLE

Louisville Marriott Downtown
280 West Jefferson Street
Louisville, KY 40202
(502) 627-5045

KNOXVILLE

Knoxville Marriott
500 Hill Ave SE
Knoxville, TN 37915
(865) 637-1234

ATHENS

Foundry Park Inn and Spa
295 East Dougherty Street
Athens, GA 30601
(706) 549-7020

TUSCALOOSA

Hilton Garden Inn Tuscaloosa
800 Hollywood Drive
Tuscaloosa, AL 35405
(205) 722-0360

OXFORD

Downtown Oxford Inn and Suites
400 North Lamar Boulevard
Oxford, MS 38655
(662) 234-3031

FAYETTEVILLE

The Cosmopolitan Hotel
70 North East Avenue
Fayetteville, AR 72701
(479) 442-5555

NASHVILLE

Loews Vanderbilt Hotel
2100 West End Ave.
Nashville, TN 37203
(615) 320-1700

COLUMBIA

Columbia Marriott
1200 Hampton Street
Columbia, SC 29201
(803) 771-7000

GAINESVILLE

Hilton University of Florida Conference Center
1714 SW 34th Street
Gainesville, FL 32607
(352) 371-3600

SEC

Tampa Marriott Westshore
1001 North Westshore Boulevard
Tampa, FL 33607
(813) 287-2555

2008-09 SEC COMPOSITE SCHEDULE

OCTOBER

31 (Friday)

North Alabama at Mississippi (exh.) 4:00 p.m. CT

NOVEMBER

1 (Saturday)

Montevallo at Mississippi State (exh.) TBA

3 (Monday)

Campbellsville at Arkansas (exh.) 7:00 p.m. CT
Warner Southern College at Florida (exh.) 7:00 p.m. ET
Missouri-St Louis at Kentucky (exh.) [FSNS/BBSN] 7:00 p.m. ET
Indianapolis at Tennessee (exh.) 7:30 p.m. ET

6 (Thursday)

Faulkner at Alabama (exh.) 7:00 p.m. CT
Rollins College at Florida (exh.) 7:00 p.m. ET
Dillard at Arkansas (exh.) 7:00 p.m. CT

7 (Friday)

Morehouse College at Auburn (exh.) 6:00 p.m. CT
Ouachita Baptist at Kentucky (exh.) [BBSN] 7:00 p.m. ET
Albany State at Georgia (exh.) 7:30 p.m. ET

Tusculum at Tennessee (exh.) 7:30 p.m. ET

8 (Saturday)

Oklahoma City at Mississippi State (exh.) 2:00 p.m. CT

9 (Sunday)

Ala.-Huntsville at Vanderbilt (exh.) 4:00 p.m. CT

13 (Thursday)

TBA at Alabama (exh.) 7:00 p.m. CT

14 (Friday)

1-Toledo at Florida [ESPNU] 6:00 p.m. ET
Missouri State at Auburn 7:00 p.m. CT
VMI at Kentucky [FSNS/BBSN] 7:00 p.m. ET
Southeastern Louisiana at Arkansas 7:00 p.m. CT
USC Upstate at Georgia 7:30 p.m. ET
Arkansas State at Mississippi TBA
Jacksonville State at South Carolina TBA

15 (Saturday)

Jackson State at LSU 1:00 p.m. CT
UT-Chattanooga at Tennessee [SS] 7:00 p.m. ET
Centenary at Mississippi State TBA

16 (Sunday)

1-Bradley at Florida [ESPNU] 2:00 p.m. ET
 2-Morehead State at Vanderbilt 4:00 p.m. CT
 Winthrop at South Carolina 4:00 p.m. ET
 Mercer at Alabama 6:00 p.m. CT
17 (Monday)
 Louisiana-Monroe at Mississippi State 7:00 p.m. CT
 3-Georgia vs. Loyola-Chicago 8:30 p.m. CT
18 (Tuesday)
 UT-Martin at Tennessee [SS] 7:00 p.m. ET
 Kentucky at North Carolina [ESPN] 9:00 p.m. ET
 South Alabama at Mississippi TBA
 3-Georgia vs. TBA TBA
19 (Wednesday)
 5-Mercer at Auburn 7:00 p.m. CT
 4-North Alabama at Mississippi State 7:00 p.m. CT
 Florida A&M at Alabama [CSS] 8:00 p.m. CT
20 (Thursday)
 UC-Davis at Arkansas 7:00 p.m. CT
 6-Alcorn State at LSU 7:00 p.m. CT
 Illinois at Vanderbilt [FSN] 7:00 p.m. CT
 Southern Utah at Florida [SUN] 8:00 p.m. ET
21 (Friday)
 7-Mississippi vs. Utah 6:30 p.m. ET
 Tennessee at Middle Tennessee 7:00 p.m. CT
 Presbyterian College at Georgia 7:30 p.m. ET
22 (Saturday)
 George Washington at Auburn 1:00 p.m. CT
 Arkansas at Missouri State 7:00 p.m. CT
 Delaware State at Kentucky [FNS/BBSN] Noon ET
 USC-Upstate at South Carolina TBA
 4-Fairleigh Dickinson at Mississippi State TBA
23 (Sunday)
 6-Northwestern State at LSU 2:00 p.m. CT
 7-Mississippi vs. Marshall 4:00 p.m. ET
24 (Monday)
 8-Florida vs. Syracuse 6:30 p.m. CT
 Longwood University at Kentucky [FNS/BBSN] 7:00 p.m. ET
 Middle Tennessee at Vanderbilt 7:00 p.m. ET
 10-Alabama vs. Oregon [ESPN2] 7:00 p.m. HT
 9-Georgia vs. TBA TBA
25 (Tuesday)
 10-Alabama vs. UNC or Chaminade [ESPN/ESPN2] 4:30 p.m. HT
 5-Bethune Cookman at Auburn 7:00 p.m. CT
 Mississippi State at St. Bonaventure 7:00 p.m. ET
 8-Florida vs. Washington or Kansas TBA
 9-Georgia vs. TBA TBA
 Gardner-Webb at South Carolina TBA
26 (Wednesday)
 Central Florida at Mississippi 7:00 p.m. CT
 2-Central Arkansas at Vanderbilt 7:00 p.m. CT
 11-Georgia vs. TBA TBA
 Arkansas at South Alabama TBA
 10-Alabama vs. TBA TBA
27 (Thursday)
 12-Tennessee vs. Siena [ESPN2] Noon ET
28 (Friday)
 13-Auburn vs. Dayton 5:00 p.m. CT
 6-Centenary at LSU 7:00 p.m. CT
 15-Kentucky vs. Kansas State [ESPN9] 9:00 p.m. PT
 South Carolina at College of Charleston TBA

11-Georgia vs. TBA TBA
 12-Tennessee vs. Wichita State or Georgetown TBA
 14-Mississippi State vs. Washington State TBA
29 (Saturday)
 Morgan State at Mississippi 1:00 p.m. CT
 Florida A&M at Arkansas 2:00 p.m. CT
 13-Auburn vs. Northern Iowa 4:30 p.m. CT
 15-Kentucky vs. West Virginia or Iowa [BBSN/ESPN2] TBA
 16-Vanderbilt vs. Drake TBA
 14-Mississippi State vs. Pittsburgh or Texas Tech TBA
30 (Sunday)
 17-Florida vs. Missouri-Kansas City [SUN] 1:00 p.m. ET
 6-Troy at LSU 6:00 p.m. CT
 12-Tennessee vs. TBA TBA
 16-Vanderbilt vs. New Mexico or VCU TBA

DECEMBER

2 (Tuesday)
 Alabama A&M at Alabama 7:00 p.m. CT
 Cal State Fullerton at LSU [FSN] 7:00 p.m. CT
 Florida A&M at Florida [SUN] 7:00 p.m. ET
 Georgia at Western Kentucky 7:00 p.m. ET
 South Carolina at Princeton 7:30 p.m. ET
3 (Wednesday)
 Texas Southern at Arkansas [ARSN] 7:00 p.m. CT
 Illinois-Chicago at Vanderbilt 7:00 p.m. CT
 Lamar at Kentucky [FNS] 7:00 p.m. ET
 UNC-Asheville at Tennessee [SS] 7:00 p.m. ET
 West Virginia at Mississippi [FSN] 8:00 p.m. CT
 Auburn at Xavier [CBSCS] 8:00 p.m. ET
6 (Saturday)
 Louisiana-Monroe at Auburn 1:00 p.m. CT
 Georgia at Illinois [ESPNU/360.com] 11:00 AM CT
 Vanderbilt at Georgia Tech [FSN] 2:00 p.m. ET
 Miami at Kentucky [ESPN] 5:30 p.m. ET
 Louisiana-Lafayette at Alabama 6:00 p.m. ET
 Alabama State at Mississippi State TBA
 Mississippi at New Orleans TBA
7 (Sunday)
 Mississippi Valley State at Kentucky [FNS] 4:00 p.m. ET
 Florida at Florida State [FSN] 6:00 p.m. ET
9 (Tuesday)
 Virginia Tech at Georgia [FSN] 7:00 p.m. ET
10 (Wednesday)
 Charlotte at Mississippi State 7:00 p.m. CT
 Alabama A&M at Vanderbilt 7:00 p.m. CT
 North Carolina Central at Arkansas [ARSN] 7:00 p.m. CT
 Florida Gulf Coast at Florida [FSN-FL] 8:00 p.m. ET
13 (Saturday)
 Indiana at Kentucky [CBS] 4:00 p.m. ET
 Texas A&M at Alabama [CSS] 7:00 p.m. CT
 Grambling State at LSU 7:00 p.m. CT
 Tennessee at Temple [ESPN] Noon ET
 South Alabama at Mississippi State TBA
 Mississippi at New Mexico TBA
15 (Monday)
 Alabama State at Mississippi TBA
16 (Tuesday)
 18-Vanderbilt vs. South Florida [ESPN2] 6:00 p.m. CT
 18-Tennessee vs. Marquette [ESPN] 8:30 p.m. CT

North Carolina Central at South Carolina TBA

17 (Wednesday)

Tennessee State at Alabama [CSS] 7:00 p.m. CT

19-Austin Peay at Arkansas [ARSN] 7:00 p.m. CT

Tuskegee at Auburn 7:00 p.m. CT

Nicholls State at LSU [CST] 7:00 p.m. CT

18 (Thursday)

20-Mississippi State vs. Cincinnati [ESPN2] 6:30 p.m. ET

20-Mississippi vs. Louisville [ESPN] 9:00 p.m. ET

20 (Saturday)

Belmont at Tennessee [SS] 3:00 p.m. ET

22-LSU vs. Texas A&M 3:30 p.m. CT

Wofford at Georgia 4:00 p.m. ET

Auburn at Virginia [FSN] 4:00 p.m. ET

23-Florida vs. Central Florida [FSN-FL] 6:30 p.m. ET

Tennessee Tech at Vanderbilt 7:00 p.m. CT

19-Stephen F. Austin at Arkansas [ARSN] 7:00 p.m. CT

21-Kentucky vs. Appalachian State [FSNS] Noon ET

The Citadel at South Carolina TBA

22 (Monday)

UT-Chattanooga at Alabama 7:00 p.m. CT

Alabama State at Auburn 7:00 p.m. CT

Nicholls State at Mississippi State 7:00 p.m. CT

Furman at Vanderbilt 7:00 p.m. CT

Georgia Southern at Florida [FSN-FL] 7:00 p.m. ET

Tennessee State at Kentucky [FSNS/BBSN] 7:00 p.m. ET

McNeese State at LSU [CST] 7:00 p.m. ET

Texas A&M-Corpus Christi at Georgia 7:30 p.m. ET

Florida A&M at Mississippi TBA

23 (Tuesday)

Presbyterian College at South Carolina TBA

27 (Saturday)

Washington State at LSU [ESPN2] 1:00 p.m. CT

Florida Atlantic at Kentucky [FSNS] 3:00 p.m. ET

Northwestern State at Arkansas [ESPN2] 5:00 p.m. CT

28 (Sunday)

North Carolina A&T at Georgia 2:30 p.m. ET

Yale at Alabama 6:00 p.m. CT

24-Florida vs. Winthrop [FSN-FL] 6:30 p.m. ET

29 (Monday)

Alabama A&M at Auburn 7:00 p.m. CT

Central Michigan at Kentucky [FSNS] 7:00 p.m. ET

Louisiana-Lafayette at Tennessee 7:30 p.m. ET

30 (Tuesday)

Stetson at Florida [FSN-FL] 1:00 p.m. ET

Oklahoma at Arkansas [ARSN] 7:00 p.m. CT

Quincy University at Alabama 7:00 p.m. CT

Clemson at South Carolina [FSN] 7:00 p.m. ET

San Diego at Mississippi State [FSN] 8:00 p.m. CT

25-Mississippi vs. Southern Miss TBA

31 (Wednesday)

Southeastern Louisiana at Auburn 3:00 p.m. CT

Louisiana-Lafayette at LSU [CST] 4:00 p.m. CT

Kennesaw State at Georgia 4:00 p.m. ET

Saint Francis at Vanderbilt 6:00 p.m. CT

2008-2009 SEC Men's Basketball Composite Schedule

JANUARY**2 (Friday)**

South Carolina at Baylor TBA

3 (Saturday)

Missouri at Georgia [FSN] 1:00 p.m. ET

Georgia Tech at Alabama [FSN] 2:00 p.m. CT

Nicholls State at Mississippi 2:00 p.m. CT

Tennessee at Kansas [ESPN] 2:00 p.m. ET

26-Arkansas North Texas [ARSN] 2:00 p.m. CT

N.C. State at Florida [CBS] 4:00 p.m. ET

Tulane at Auburn 4:30 p.m. CT

Vanderbilt at Massachusetts [CBCS] 5:00 p.m. ET

Southeastern Louisiana at LSU 7:00 p.m. CT

Houston at Mississippi State TBA

4 (Sunday)

Kentucky at Louisville [CBS] 1:30 or 4:30 p.m. ET

5 (Monday)

Western Kentucky at Mississippi State 7:00 p.m. CT

Wofford at South Carolina TBA

6 (Tuesday)

Longwood University at Florida [SUN] 7:00 p.m. ET

Georgia at Georgia Tech [FSN] 7:00 p.m. ET

LSU at Utah 7:00 p.m. MT

Texas at Arkansas [ESPN2] 8:00 p.m. CT

Alabama at Clemson [FSN] 9:00 p.m. ET

7 (Wednesday)

Gonzaga at Tennessee [ESPN2] 9:00 p.m. ET

10 (Saturday)

Vanderbilt at Kentucky [Raycom] 2:00 p.m. ET

Mississippi at Florida [FSN] 6:00 p.m. ET

Mississippi State at Arkansas [FSN] 7:00 p.m. CT

Tennessee at Georgia [Raycom] Noon ET

Auburn at South Carolina TBA

11 (Sunday)

LSU at Alabama [Raycom] 12:30 or 3:00 p.m. CT

13 (Tuesday)

Kentucky at Tennessee [ESPN] 9:00 p.m. ET

14 (Wednesday)

Florida at Auburn [Raycom] 7:00 p.m. CT

South Carolina at LSU [CST#] 7:00 p.m. CT

Alabama at Mississippi State 7:00 p.m. CT

Georgia at Vanderbilt 7:00 p.m. CT

Arkansas at Mississippi TBA

17 (Saturday)

Alabama at Auburn 1:00 p.m. CT

Arkansas at Florida [Raycom] 2:00 p.m. ET

LSU at Mississippi [Raycom] 3:00 p.m. CT

South Carolina at Tennessee [FSN] 6:00 p.m. ET

Vanderbilt at Mississippi State [FSN] 7:00 p.m. CT

18 (Sunday)

Kentucky at Georgia [Raycom] Noon ET

20 (Tuesday)

Tennessee at Vanderbilt [ESPN] 8:00 p.m. CT

21 (Wednesday)

Mississippi at Alabama 7:00 p.m. CT

Mississippi State at LSU 7:00 p.m. CT

Florida at South Carolina [Raycom] 7:00 p.m. ET

Auburn at Kentucky [Raycom] 9:00 p.m. ET

24 (Saturday)

Kentucky at Alabama [Raycom] 2:00 p.m. CT

Memphis at Tennessee [CBS] 3:30 p.m. ET

Mississippi State at Georgia [ESPN2] 6:00 p.m. ET

Xavier at LSU [ESPN2] 7:00 p.m. CT

Mississippi at South Carolina [FSN] 8:00 p.m. ET
 Auburn at Arkansas [Raycom] Noon CT
25 (Sunday)
 Florida at Vanderbilt [CBS] 12:30 p.m. CT
27 (Tuesday)
 Kentucky at Mississippi [ESPN] 6:00 p.m. CT
 Texas-Pan American at Auburn 7:00 p.m. CT
28 (Wednesday)
 Georgia at Florida [Raycom] 8:00 p.m. ET
 LSU at Tennessee [Raycom] 8:00 p.m. ET
 Vanderbilt at South Carolina TBA
29 (Thursday)
 Alabama at Arkansas [ESPN/ESPN2] 8:00 p.m. CT
31 (Saturday)
 Vanderbilt at Auburn 1:00 p.m. CT
 South Carolina at Kentucky [Raycom] 3:00 p.m. ET
 Arkansas at LSU [FSN] 4:00 p.m. CT
 Georgia at Alabama [FSN] 6:00 p.m. CT
 Florida at Tennessee [ESPN] 9:00 p.m. ET
 Mississippi at Mississippi State [Raycom] Noon CT

FEBRUARY

3 (Tuesday)
 Mississippi State at Kentucky [Raycom] 7:00 p.m. ET
 South Carolina at Florida [ESPN] 9:00 p.m. ET
4 (Wednesday)
 Tennessee at Arkansas [Raycom] 7:00 p.m. CT
 Auburn at Mississippi 7:00 p.m. CT
 LSU at Georgia 7:30 p.m. ET
5 (Thursday)
 Alabama at Vanderbilt [ESPN/ESPN2] 6:00 p.m. CT
7 (Saturday)
 Arkansas at Mississippi State [Raycom] 2:00 p.m. CT
 Georgia at South Carolina [FSN] 5:00 p.m. ET
 Tennessee at Auburn [Raycom] Noon CT
 Mississippi at Vanderbilt [CBS] Noon CT
8 (Sunday)
 Alabama at LSU [Raycom] Noon CT
10 (Tuesday)
 Florida at Kentucky [ESPN] 9:00 p.m. ET
11 (Wednesday)
 Arkansas at Auburn 7:00 p.m. CT
 LSU at Mississippi State 7:00 p.m. CT
 Georgia at Tennessee [Raycom] 8:00 p.m. ET
14 (Saturday)
 South Carolina at Alabama [Raycom] 2:00 p.m. CT
 Vanderbilt at Tennessee [Raycom] 3:00 p.m. ET
 Florida at Georgia [ABC Sports] 3:30 p.m. ET
 Mississippi State at Auburn [FSN] 4:00 p.m. CT
 Mississippi at LSU [FSN] 6:00 p.m. CT
 Kentucky at Arkansas [CBS] Noon CT
17 (Tuesday)
 Kentucky at Vanderbilt [ESPN] 8:00 p.m. CT
18 (Wednesday)
 LSU at Arkansas [Raycom] 7:00 p.m. CT
 Tennessee at Mississippi [Raycom] 7:00 p.m. CT
 Alabama at Florida [SUN#] 7:00 p.m. ET
 Auburn at Georgia 7:30 p.m. ET
 South Carolina at Mississippi State TBA
21 (Saturday)

Tennessee at Kentucky [CBS] 1:00 p.m. ET
 Mississippi State at Alabama [Raycom] 2:00 p.m. CT
 Vanderbilt at Florida [Raycom] 3:00 p.m. ET
 Georgia at Mississippi [FSN] 4:00 p.m. CT
 Auburn at LSU 7:00 p.m. CT
 Arkansas at South Carolina TBA
24 (Tuesday)
 Florida at LSU [ESPN] 8:00 p.m. CT
25 (Wednesday)
 Arkansas at Alabama 7:00 p.m. CT
 Mississippi at Auburn 7:00 p.m. CT
 Kentucky at South Carolina [Raycom] 7:00 p.m. ET
 Vanderbilt at Georgia 7:30 p.m. ET
 Mississippi State at Tennessee [Raycom] 9:00 p.m. ET
28 (Saturday)
 South Carolina at Vanderbilt [Raycom] 3:00 p.m. CT
 Alabama at Mississippi [Raycom] 3:00 p.m. CT
 LSU at Kentucky [CBS] 4:00 p.m. ET
 Auburn at Mississippi State [FSN] 5:00 p.m. CT
1 (Sunday)
 Tennessee at Florida [CBS] 2:00 p.m. ET
 Georgia at Arkansas [Raycom] 3:00 p.m. CT
3 (Tuesday)
 Auburn at Alabama [ESPN] 8:00 p.m. CT
4 (Wednesday)
 Vanderbilt at LSU [CST#] 7:00 p.m. CT
 Florida at Mississippi State [Raycom] 7:00 p.m. CT
 Mississippi at Arkansas 7:00 p.m. CT
 Georgia at Kentucky [Raycom] 8:00 p.m. ET
5 (Thursday)
 Tennessee at South Carolina [ESPN/ESPN2] 7:00 p.m. ET
7 (Saturday)
 Kentucky at Florida [CBS] 2:00 p.m. ET
 South Carolina at Georgia 4:00 p.m. ET
 LSU at Auburn TBA
 Mississippi State at Mississippi TBA
8 (Sunday)
 Arkansas at Vanderbilt [Raycom] 1:00 p.m. CT
 Alabama at Tennessee [CBS] Noon ET
 2009 SEC Men's Basketball Tournament
 St. Pete Times Forum, Tampa, Florida
12 (Thursday)
 SEC Tournament Game 1 [Raycom] 1:00 p.m. ET
 SEC Tournament Game 2 [Raycom] 3:15 p.m. ET
 SEC Tournament Game 3 [Raycom] 7:30 p.m. ET
 SEC Tournament Game 4 [Raycom] 9:45 p.m. ET
13 (Friday)
 SEC Tournament Game 5 [Raycom] 1:00 p.m. ET
 SEC Tournament Game 6 [Raycom] 3:15 p.m. ET
 SEC Tournament Game 7 [Raycom] 7:30 p.m. ET
 SEC Tournament Game 8 [Raycom] 9:45 p.m. ET
14 (Saturday)
 SEC Tournament Game 9 [Raycom] 1:00 p.m. ET
 SEC Tournament Game 10 [Raycom] 3:15 p.m. ET
15 (Sunday)
 Championship Game (Game 11) [CBS] 1:00 p.m. ET
ALL TIMES LOCAL
 Game Times and Dates are subject to change.

KEY

*SEC Game; [] TV Game; #Tape Delayed; FSN includes FSN South, FSN Southwest and SUN Sports; ARSN - Arkansas Razorback Sports Network BBSN: Big Blue Sports Network; CSS: Comcast Sports Southeast; CST: Cox Sports Television; FSN: Fox Sports Net; FSNS: FSN South; FSN Fla.: FSN Florida; Raycom: Raycom Sports; SS: SportSouth; SUN: Sun Sports; CBSCS: CBS College Sports. 1-O'Reilly Auto Parts CBE Classic, O'Connell Center, Gainesville, Fla.; 2-Cancun Challenge, Memorial Gym, Nashville, Tenn.; 3-NIT Season Tip-Off, Mackey Arena, West Lafayette, Ind.; 4-Legends Classic, Humphrey Coliseum, Starkville, Miss.; 5-Chicago Invitational, Beard-Eaves Memorial Coliseum, Auburn, Ala.; 6-LSU Invitational, Maravich Assembly Center, Baton Rouge, La.; 7-Glenn Wilkes Classic, Daytona Beach, Fla.; 8-O'Reilly Auto Parts CBE Classic, Sprint Center, Kansas City, Mo.; 9-NIT Season Tip-Off, location TBA; 10-EA Sports Maui Invitational, Lahaina Civic Center, Maui, Hawaii; 11-NIT Season Tip-Off, Madison Square Garden, New York, N.Y.; 12-Old Spice Classic, Milkhouse at Disney's Wide World of Sports, Orlando, Fla.; 13-Chicago Invitational, Hoffman Estates, Ill.; 14-Legends Classic, Prudential Center, Newark, N.J.; 15-Findlay Toyota Las Vegas Invitational, Orleans Arena, Las Vegas, Nev.; 16-Cancun Challenge, Moon Palace Resort, Cancun, Mexico; 17-Gator Jam, Amway Arena, Orlando, Fla.; 18-SEC/Big East Invitational, Sommet Center, Nashville, Tenn.; 19-Jim Thorpe Classic, Fayetteville, Ark.; 20-SEC/Big East Invitational, U.S. Bank Arena, Cincinnati, Ohio; 21-Freedom Hall, Louisville, Ky.; 22-Toyota Center, Houston, Texas; 23-Jax Veterans Arena, Jacksonville, Fla.; 24-MetroPCS Orange Bowl Classic, BankAtlantic Arena, Sunrise, Fla.; 25-Mississippi Coast Coliseum, Biloxi, Miss. 26-Alltel Arena, Little Rock, Ark.

2008-2009 SEC Men's Basketball Composite Schedule

48

49

51


58

78

96

98

A pattern of
EXCELLENCE



WILDCATS
TRADITION

1947-48 NATIONAL CHAMPIONS

GAME REVIEW

KENTUCKY

PLAYER	FG	FTM	FTA	PF	TP
Jones	4	1	1	3	9
Barker	2	1	3	4	5
Line	3	1	1	3	7
Groza	6	2	4	4	14
Holland	1	0	0	1	2
Beard	4	4	4	1	12
Rollins	3	3	5	3	9
Barnstable	0	0	1	0	0
Totals	23	12	19	19	58

BAYLOR

PLAYER	FG	FTM	FTA	PF	TP
Owen	2	1	2	0	5
DeWitt	3	2	4	3	8
Hickman	1	0	0	0	2
Pulley	0	1	1	0	1
Heathington	3	2	4	5	8
Preston	0	0	2	2	0
Johnson	3	4	7	5	10
Robinson	3	2	4	4	8
Brack	0	0	0	0	0
Totals	15	12	24	19	42

SEASON RECAP

Behind the Fabulous Five of Ralph Beard, Wah Wah Jones, Alex Groza, Kenny Rollins, and Cliff Barker, the 1947-48 Kentucky men's basketball team went 36-3 enroute to win the school's first national championship.

Kentucky got off to a quick start winning its first seven games before falling to Temple in a one-point buzzer-beater. The Wildcats, however, won 26 of their next 29 games including a 58-38 victory retribution matchup over the Temple Owls. All five of the Wildcat starters were recognized by the Southeastern Conference with Jones, Beard and Rollins being named to the first team. Beard was also named the True Magazine Player-of-the-Year for the second consecutive season.

Following the regular season, the Wildcats breezed through the SEC Tournament, winning the four games by a total of 111 points, including a narrow 54-53 victory over Georgia Tech in the championship game. The NCAA Tournament went much as the conference tourney did. Jones scored 19 points in the opener over Columbia and then UK won an eight-point decision over Holy Cross in the second round to advance to the championship game against Baylor. Groza poured in 23 points for the 58-42 victory over the Bears.

KENTUCKY 58, BAYLOR 42



MARCH 23, 1948 • NEW YORK

Alex Groza and Ralph Beard combined for 26 points and the Wildcats' defense held the Bears to 16 first-half points to capture UK's first NCAA title.

The title victory enabled the Wildcats to become only the second team ever to win both the NIT and NCAA titles. UK, which finished the season at 34-2, won the NIT title in 1946.

Paced by Groza and Beard, the Wildcats turned a 29-16 halftime lead into a 44-28 bulge midway through the second half. After Baylor rallied to cut the lead to 11, UK put the game out of reach as Wallace "Wah Wah" Jones scored four points to give the Wildcats a 15-point lead.

In addition to Groza and Beard, the Wildcats also got nine points apiece from Jones and Kenneth Rollins.



Front Row: Coach Adolph Rupp, Johnny Stough, Ralph Beard, Kenneth Rollins, Cliff Barker, Jr., Dale Barnstable, Asst. Coach Harry Lancaster.
Second Row: Manager Humzey Yessin, Garland Townes, Jim Jordan, Joe Holland, Alex Groza, Wallace Jones, Jim Line, Roger Day, Trainer Wilbert Bud Berger.

1948-49 NATIONAL CHAMPIONS

KENTUCKY 46, OKLAHOMA A&M 36



MARCH 26, 1949 • SEATTLE

Paced by Alex Groza's 25 points and a defense that limited the Aggies to a mere nine field goals, the Wildcats were crowned NCAA Champions for the second straight year.

Groza, a unanimous selection as the "Player of the Tournament," scored more than twice as many points as any other player. A&M's Jack Shelton was the game's only other player to score in double figures. He finished with 12 points.

The Aggies, coached by Hank Iba, led 5-2, but the Wildcats scored seven straight points, five by Groza, and never trailed again as they took a 25-20 first-half lead.

UK extended the lead to 31-21 early in the second half and coasted the rest of the way.



Front Row: Coach Adolph Rupp, Jim Line, Cliff Barker, John Stough, Ralph Beard, Joe Hall, Garland Townes, Assistant Coach Harry Lancaster.

Back Row: Dale Barnstable, Walt Hirsch, Wallace Jones, Alex Groza, Bob Henne, Roger Day, Mgr. Humzey Yessin.

GAME REVIEW

KENTUCKY

PLAYER	FG	FTM	FTA	PF	TP
Jones	1	1	3	3	3
Line	2	1	2	3	5
Groza	9	7	8	5	25
Beard	1	1	2	4	3
Barker	1	3	3	4	5
Barnstable	1	1	1	1	3
Hirsch	1	0	0	1	2
Totals	16	14	19	21	46

OKLAHOMA A&M

PLAYER	FG	FTM	FTA	PF	TP
Yates	1	0	0	1	2
Bradley	0	3	5	3	3
Harris	3	1	1	5	7
Parks	2	3	4	5	7
Shelton	3	6	7	4	12
Jaquet	0	1	2	0	1
McArthur	0	2	2	1	2
Pilgrim	0	2	2	1	2
Smith	0	0	0	1	0
Totals	9	18	23	21	36

Halftime: UK 25, Oklahoma A&M 20

SEASON RECAP

With a familiar four starters returning from the Fabulous Five, the 1948-49 Kentucky men's basketball team appeared poised to make a second consecutive title run. The Wildcats raced through the regular season with only one loss and only three teams throughout the year came within even 10 points of Kentucky. Alex Groza led the team in scoring in 13 of its last 15 games and he broke a UK and SEC record with 38 points in a 95-40 win over Georgia on Feb. 21.

The team concluded the regular season with a 70-37 win over Vanderbilt at Alumni Gym, including a last-second 65-foot shot by Cliff Barker. The Cats again swept through the SEC Tournament in nearby Louisville, winning their opening-round game over Florida, 73-36. Kentucky outscored its SEC Tournament opponents by a total of 123 points in a four-game span, including a 68-52 win over Tulane in the conference final.

After being surprisingly upset in the first round of the NIT Tournament, the Wildcats had no trouble in NCAA play. Kentucky defeated Villanova, 85-72, and Illinois, 76-47, to advance to the national title game. Groza, Ralph Beard and Wah Jones were all named All-America and Groza was named the tournament's MVP.

It was no surprise that when the first-ever Associated Press poll was released the following year, the Cats were ranked pre-season No. 1.

1950-51 NATIONAL CHAMPIONS

GAME REVIEW

KENTUCKY

PLAYER	FG	FTM	FTA	PF	TP
Whitaker	4	1	0	2	9
Linville	2	4	8	5	8
Spivey	9	4	6	2	22
Ramsey	4	1	3	5	9
Watson	3	2	4	3	8
Hagan	5	0	2	5	10
Tsioropoulos	1	0	0	1	2
Newton	0	0	0	0	0
Totals	28	12	23	23	68

KANSAS STATE

PLAYER	FG	FTM	FTA	PF	TP
Head	3	2	2	5	8
Stone	3	6	8	5	12
Hitch	6	1	1	5	13
Barrett	2	0	2	1	4
Iverson	3	1	2	3	7
Housey	2	0	0	3	4
Gibson	0	1	1	5	1
Upson	0	0	0	1	0
Knotsman	1	1	2	1	3
Peck	2	0	1	1	4
Schuyler	1	0	1	1	2
Totals	23	12	20	31	58

Halftime: Kansas State 29, UK 27

SEASON RECAP

Kentucky opened the 1950-51 season on an 84-game home win streak and they began the year by moving from the antiquated Alumni Gym to the new 11,500 seat Memorial Coliseum that was designed to commemorate the Kentuckians who died in World War II and the Korean War.

Though illness plagued the team and its coach throughout the season, Kentucky compiled a 32-2 record and its third national title in four years. UK defeated arch-rival Louisville by 11 points, 79-68, in the opening round of the NCAA Tournament before breezing by St. John's in the next round. After posting a narrow 76-74 victory over Illinois in the East Regional championship, the Cats toppled Kansas State, 68-58, in the championship game.

Seven-foot center Bill Spivey led Kentucky, scoring 19.2 points per game during the season. He was followed by the junior duo of Shelby Linville and Bobby Watson, who each averaged 10.4 ppg. The Cats outscored their opponents by 757 points in UK's third championship season.

KENTUCKY 68, KANSAS STATE 58



MARCH 27, 1951 • MINNEAPOLIS

Bill Spivey scored 22 points and an ailing Cliff Hagan sparked the Wildcats to their third NCAA title.

With a squad consisting of only six healthy players — Walt Hirsch was ineligible and Hagan was plagued by an infected throat — the Wildcats hardly looked like championship material as Kansas State broke out to a 20-12 lead.

It was then that Rupp inserted the ailing Hagan. It was a move that may have proved the difference as the sophomore forward sparked a rally that saw UK cut the Kansas State lead to 29-27 at the half.

Led by Hagan and Spivey, who dominated the boards, UK outscored Kansas State 41-29 in the second half to complete the come-from-behind victory.



Standing: Frank Ramsey, Shelby Linville, Bill Spivey, Roger Layne, Lou Tsioropoulos, Read Morgan. **Seated:** Coach Adolph Rupp, Cliff Hagan, C.M. Newton, Walt Hirsch, Paul Lansaw, Dwight Price, Assistant Coach Harry Lancaster. **Bottom Row:** Lindle Castle, Lucian Whitaker, Bobby Watson, Guy Strong, T. Riddle.

1957-58 NATIONAL CHAMPIONS

KENTUCKY 84, SEATTLE 72



MARCH 22, 1958 • LOUISVILLE

Senior Vernon Hatton scored 30 points and the Wildcats overcame a 25-point, 19-rebound performance by Elgin Baylor to capture their fourth NCAA championship.

Led by Hatton and Johnny Cox, who finished with 24 points, the Wildcats twice battled back from 11-point deficits to gain the victory.

Trailing for much of the game, UK grabbed its first lead with 6:08 left when Don Mills hit a hook shot to give the Wildcats a 61-60 lead. Moments later, Cox hit a jump shot to make it 63-60 and UK never trailed again.

John Crigler added 14 points and 14 rebounds for the victors. Mills and Adrian Smith finished with nine and seven points, respectively.

Aside from Baylor, Seattle received 17 points from Charley Brown and 16 from Jerry Frizzell.



Front Row: Coach Adolph Rupp, Adrian Smith, John Crigler, Ed Beck, Don Mills, Johnny Cox, Vernon Hatton, Assistant Coach Harry Lancaster. **Second Row:** Student Manager Jay Atkerson, Earl Adkins, Billy Smith, Phil Johnson, Bill Cassady, Lincoln Collinsworth and Harold Ross.

GAME REVIEW

KENTUCKY

PLAYER	FGM	FGA	FTM	FTA	REB	PF	TP
Crigler	5	12	4	7	14	4	14
Cox	10	23	4	4	16	3	24
Beck	0	1	0	1	3	4	0
A. Smith	2	8	3	5	6	4	7
Hatton	9	20	12	15	3	3	30
Mills	4	9	1	4	5	3	9
Totals	30	73	24	36	47	21	84

SEATTLE

PLAYER	FGM	FGA	FTM	FTA	REB	PF	TP
Frizzell	4	6	8	11	5	3	16
Brown	6	17	5	7	5	5	17
Baylor	9	32	7	9	19	4	25
Harney	2	5	0	1	1	1	4
Saunders	0	2	0	0	2	3	0
Ogorek	4	7	2	2	11	5	10
Plasecki	0	0	0	0	0	0	0
Totals	25	69	22	30	43	21	72

Halftime: Seattle 39, UK 36

SEASON RECAP

After finishing the previous year with a second-round NCAA tournament loss on their home court, the 1957-58 Kentucky Wildcats, behind the starting lineup of Vernon Hatton, Johnny Cox, John Crigler, Adrian Smith and Ed Beck, lost two of its final five games and appeared an unlikely contender for the national championship.

The Cats were led by Hatton's 17.1 points per game and Cox's 14.9 points per game. Hatton proved his effectiveness as a clutch player by sinking a 47-foot shot at the end of regulation to send UK into a overtime against Temple, a game that the Wildcats would win 85-83 after three extra periods. Kentucky breezed past the first two rounds of the NCAA Tournament, held in Lexington, with wins over Miami of Ohio and Notre Dame. UK then faced Temple in the next round and again won a close 61-60 decision.

The Wildcats defeated Seattle 84-72 in an anti-climactic national title tilt, the fourth and final national championship for Adolph Rupp.

1977-78 NATIONAL CHAMPIONS

GAME REVIEW

KENTUCKY

PLAYER	MIN	FG	FT	REB	A	PF	TP
Givens	37	18-27	5-8	8	3	4	41
Robey	32	8-11	4-6	11	0	2	20
Phillips	11	1-4	2-2	2	1	5	4
Macy	38	3-3	3-4	0	8	1	9
Claytor	24	3-5	2-4	0	3	2	8
Lee	20	4-8	0-0	4	2	4	8
Shidler	16	1-5	0-1	1	3	3	2
Aleksinas	1	0-0	0-0	0	0	1	0
Williams	10	1-3	0-0	4	0	2	2
Cowan	8	0-2	0-0	2	0	1	0
Stephens	1	0-0	0-0	0	0	0	0
Courts	1	0-0	0-0	0	0	0	0
Gettelfinger	1	0-0	0-0	0	0	0	0
Casey	1	0-0	0-0	0	0	1	0
Team							0
Totals	200	39-68	16-25	32	20	26	94

DUKE

PLAYER	MIN	FG	FT	REB	A	PF	TP
Banks	37	6-12	1-12	8	2	2	22
Dennard	30	5-7	0-0	8	2	5	12
Gminski	37	6-16	8-8	12	2	3	20
Harrell	24	2-2	0-0	0	1	3	4
Spanarkel	40	8-16	5-6	2	3	4	21
Suddath	9	1-3	2-3	2	0	1	2
Bender	17	1-2	5-5	1	4	3	7
Goetsch	6	0-1	0-0	1	0	1	0
Team							0
Totals	200	29-59	30-34	35	14	22	88

Technical — Duke bench; **Halftime:** UK 45, Duke 38

SEASON RECAP

Regular-season losses to Alabama and LSU were the only blemishes on Kentucky's 1977-78 record, as UK and senior Jack Givens, who averaged 18.1 ppg, went 30-2 for their first NCAA title in 20 years. UK outscored its opponents by 459 points during the season and were aided by 14.4 points per game from 6-foot-10 center Rick Robey.

Originally hailed as an underachieving team, Kentucky overcame obstacles to win the SEC Championship and the first NCAA title under head coach Joe B. Hall. The Cats won their last eight regular-season games, including a 92-70 win over UNLV in the home finale, led by 26 points from Robey, and a 78-68 win over Vanderbilt in Nashville, Tenn.

Characteristically, the Cats had no trouble with their early-round competition in the NCAA Tournament, as Florida State, Miami of Ohio and Michigan State fell along the way. UK met up with Arkansas in the national semifinal game, which they won 64-59 before defeating Duke, 94-88, in the championship final.

KENTUCKY 94, DUKE 88




MARCH 27, 1978 • ST. LOUIS

Senior Jack Givens put on one of the finest individual performances in NCAA Championship history in leading the Wildcats past the Blue Devils.

With many Kentucky fans among the crowd of 18,271 chanting "Goose, Goose," Givens scored 41 points, three short of the record for a championship game, to help the Wildcats to their fifth NCAA title and first in 20 years.

Givens' dominance was clearly evident in the first half as he scored 23 points, including UK's last 16 of the half, to turn a 29-28 UK lead into a 45-38 cushion. It was a deficit from which the Blue Devils would not recover.

Overall, Givens made 18 of 27 field goal attempts, five of eight free throws and added eight rebounds and three assists.



Front Row: Coach Joe Hall, Jay Shidler, Dwane Casey, Kyle Macy, Jack Givens, Tim Stephens, Chris Gettelfinger, Truman Claytor, Assistant Coach Dick Parsons. **Second Row:** Assistant Trainer Walt McCombs, Manager Don Sullivan, LaVon Williams, Scott Courts, Mike Phillips, Rick Robey, Chuck Aleksinas, Fred Cowan, James Lee, Assistant Coach Leonard Hamilton, Assistant Coach Joe Dean Jr.

1995-96 NATIONAL CHAMPIONS

KENTUCKY 76, SYRACUSE 67



APRIL 1, 1996 • EAST

RUTHERFORD, N.J.

Tony Delk tied a championship game record with seven three-pointers and the Wildcats withstood a late Orangemen rally to win UK's sixth national title before a capacity crowd of 19,229 in the Continental Airlines Arena at the Meadowlands.

Delk, the Final Four's Most Outstanding Player, canned seven of 12 three-pointers to lead the Cats with 24 points. But after Syracuse had cut the lead to two, 64-62, with 4:46 remaining, a Delk misfire was tipped in by Walter McCarty to extend UK's lead to four. After holding the Orangemen on the next possession, Derek Anderson drained a three to push the lead to seven. SU would get no closer than five in the final minutes.

Delk was joined on the Final Four All-Tournament team by freshman Ron Mercer, who was sensational off the bench, scoring a career-high 20 points on 8-12 shooting from the field, including 3-4 from three-point range.



Front Row: Assistant Coach Delray Brooks, Head Coach Rick Pitino, Allen Edwards, Derek Anderson, Jeff Sheppard, Tony Delk, Anthony Epps, Cameron Mills, Wayne Turner, Associate Coach Jim O'Brien, Assistant Coach Winston Bennett.

Back Row: Equipment Manager Bill Keightley, Administrative Assistant George Barber, Jason Lathrem, Oliver Simmons, Nazr Mohammed, Mark Pope, Walter McCarty, Antoine Walker, Jared Prickett, Ron Mercer, Trainer Eddie Jamiel, Assistant Strength Coach Layne Kaufman, Strength Coach Shaun Brown.

GAME REVIEW

KENTUCKY

Player	MIN	FG	3FG	FT	R	F	A	TO	B	S	TP
Anderson	16	4-8	2-3	1-1	4	2	1	2	0	3	11
Walker	32	4-12	0-1	3-6	9	2	4	0	0	4	11
McCarty	19	2-6	0-0	0-0	7	3	3	1	0	0	4
Delk	37	8-20	7-12	1-2	7	2	2	3	1	2	24
Epps	35	0-6	0-3	0-0	4	1	7	1	0	0	0
Pope	27	1-6	0-2	2-2	3	3	2	4	0	1	4
Mercer	24	8-12	3-4	1-1	2	3	2	0	0	1	20
Sheppard	7	1-2	0-1	0-1	2	3	0	3	0	0	2
Edwards	3	0-1	0-1	0-0	0	0	1	1	0	0	0
Team								2			
Totals	200	28-73	12-27	8-13	40	19	22	15	1	11	76

SYRACUSE

Player	MIN	FG	3FG	FT	R	F	A	TO	B	S	TP
Burgan	39	7-10	3-5	2-5	8	5	1	5	0	1	19
Wallace	38	11-19	2-3	5-5	10	5	1	6	1	0	29
Hill	28	3-9	0-0	1-1	10	2	1	3	1	0	7
Sims	39	2-5	1-4	1-2	2	2	7	7	0	1	6
Cipolla	35	3-8	0-3	0-0	1	1	2	2	0	4	6
Reafsnnyder	13	0-1	0-0	0-0	4	0	0	1	0	0	0
Janulis	8	0-0	0-0	0-0	2	2	0	0	0	0	0
Nelson	0	0-0	0-0	0-0	0	0	0	0	0	0	0
Team								1			
Totals	200	26-52	6-15	9-13	38	17	12	24	2	6	67

Halftime: UK 42, Syracuse 33

SEASON RECAP

Kentucky strung together 25 consecutive wins, including a 16-0 mark in Southeastern Conference play, midway through the 1995-96 season and rolled to its sixth national championship and the first under head coach Rick Pitino. The dynamic duo of Tony Delk (17.8 ppg) and Antoine Walker (15.2 ppg) led the Wildcats' team dubbed "The Untouchables" by Pitino.

A 10-point loss to UMass in the second game of the season would be the only smudge on the Wildcats' schedule as they entered SEC Tournament play. UK posted dominating wins over Florida (100-76) and Arkansas (95-75) in the first two rounds of the tournament, but an up-start Mississippi State team shot 60 percent from the three-point arc to hand UK a shocking 84-73 loss in the title game.

Kentucky still earned a No. 1 seed in the NCAA Tournament's Dallas Regional and the stomped San Jose State and Virginia Tech to easily advance to the Sweet Sixteen. The competition proved no tougher in the next two rounds as the Wildcats outscored Utah and Wake Forest by a combined 62 points. A rematch with UMass awaited in the national semifinal, but Kentucky had no trouble with John Calipari's Minutemen, surpassing them 81-74. The Wildcats, behind six first-half three-pointers by Delk, defeated Syracuse, 76-67, in the national title game.

1997-98 NATIONAL CHAMPIONS

GAME REVIEW

KENTUCKY

Player	MIN	FG	3FG	FT	R	F	A	TO	B	S	TP
Edwards	24	2-7	0-3	0-0	1	0	5	0	0	1	4
Padgett	33	6-11	1-5	4-4	5	4	1	0	0	0	17
Mohammed	13	5-9	0-0	0-0	2	4	0	1	2	0	10
Turner	27	2-5	0-1	2-4	2	0	4	5	0	3	6
Sheppard	34	7-14	0-2	2-2	4	1	3	2	0	2	16
Magloire	22	2-3	0-0	3-3	2	4	1	0	3	0	7
Evans	23	3-4	2-2	2-2	6	1	0	3	1	1	10
Mills	12	2-4	2-4	2-2	0	0	1	0	0	0	8
Smith	7	0-0	0-0	0-0	0	0	0	0	0	0	0
Bradley	5	0-0	0-0	0-0	1	1	0	0	0	0	0
Team					1						
Totals	200	29-57	15-17	17-24	15	15	11	6	7	78	

UTAH

Player	MIN	FG	3FG	FT	R	F	A	TO	B	S	TP
Mottola	28	4-10	1-3	6-6	8	4	0	3	0	0	15
Jensen	35	5-6	1-1	3-3	2	2	2	1	0	0	14
Doleac	34	5-12	1-1	4-6	10	2	1	1	2	3	15
Miller	37	6-15	0-3	4-7	6	5	5	8	0	2	16
Hansen	32	1-6	0-2	0-0	5	2	1	2	0	3	2
Johnsen	16	3-4	1-2	0-0	4	0	0	3	0	0	7
McTavish	3	0-0	0-0	0-0	0	1	2	0	0	0	0
Jackson	10	0-1	0-1	0-0	0	2	1	0	0	0	0
Caton	5	0-1	0-1	0-0	0	0	0	0	0	0	0
Team					4						
Totals	200	24-55	4-14	17-22	39	18	12	18	2	8	69

Halftime: Utah 41, UK 31

SEASON RECAP

The team that came to be known as the "Comeback Cats," the 1997-98 Kentucky Wildcats captured their second NCAA title in three years after overcoming a 10-point halftime deficit against Utah in the national championship game. UK was 10-3 in games decided by 10 points or less and 7-1 in games decided by three points or less during the season.

Kentucky's players provided a balanced attack, as all five starters averaged over nine points per game with senior guard Jeff Sheppard averaging 13.7 points per game and junior center Nazr Mohammed averaging 12.0 points per game. The Wildcats rolled to an 86-56 victory over South Carolina in the SEC Tournament final and then sprinted past South Carolina State, St. Louis and UCLA in the first three rounds of the NCAA Tournament.

KENTUCKY 78, UTAH 69



MARCH 30, 1998 • SAN ANTONIO

Kentucky battled back from a 41-31 halftime deficit to Utah — the largest halftime margin ever overtake in an NCAA title game — to claim the school's seventh national championship before 40,509 fans in the Alamodome.

Utah was propelled to the early lead thanks to a 24-6 rebounding advantage in the first half. But Heshimu Evans sparked the "Comeback Cats" off the bench with seven straight points early in the second half. Later, Final Four Most Outstanding Player Jeff Sheppard canned a baseline jumper with 4:54 remaining to give UK a 65-64 lead. The exhausted Utes then missed 11 consecutive field goals as the Wildcats claimed their second NCAA Championship in three years.

Scott Padgett joined Sheppard on the All-Final Four team after scoring 17 points. UK outrebounded the Utes 18-15 in the second half.



Front Row: (L-R) Assistant Coach Mike Sutton, Head Coach Orlando "Tubby" Smith, Saul Smith, Cameron Mills, Jeff Sheppard, Wayne Turner, Steve Masiello, Assistant Coach George Felton, Assistant Coach Shawn Finney. **Standing:** Special Assistant Leon Smith, Administrative Assistant Simeon Mars, Equipment Manager Bill Keightley, Ryan Hogan, Heshimu Evans, Scott Padgett, Nazr Mohammed, Jamaal Magloire, Michael Bradley, Myron Anthony, Allen Edwards, Trainer Eddie Jamiel, Strength Coach Tom Boyd.

HELMS NATIONAL CHAMPIONS

HISTORY AND TRADITION

1933 HELMS NATIONAL CHAMPIONS



Front Row: Biggerstaff, Settle, Gates, Nugent, Tucker, Jackson, Lawrence.

Middle Row: Coach Rupp, Boles, Kercheval, Davis, Johnson, Darby, Mann, Asst. Coach Miller.

Back Row: Blair, Davis, Morris, Sale, DeMoisey, Yates, Kreuter, Maxson.

1954 HELMS NATIONAL CHAMPIONS



Front Row: Coach Adolph Rupp, Linville Puckett, Jess Curry, Gayle Rose, Clay Evans, Willie Rouse, Dan Chandler, Pete Grigsby, Assistant Coach Harry Lancaster.

Back Row: Student Manager Mike Dolan, Hugh Coy, Cliff Hagan, Lou Tsiropoulos, Jerry Bird, Phil Grawemeyer, Harold Hurst, Bill Bibb, Frank Ramsey, Bill Evans.

THE HELMS ATHLETIC FOUNDATION

Founded in Los Angeles in the mid-1930s by Bill Schroeder and Paul Helms, the Helms Foundation researched records to rank the nation's top teams dating back to 1901. From 1939, when the NCAA Tournament started, the Helms and NCAA champions were the same, except for 1939-40-44-54. In addition to its NCAA Championship years of 1948, '49, '51, '58, '78, '96 and '98, Kentucky was named the Helms National Champion in 1933 (20-3) and 1954 (25-0).

Kentucky players Forest Sale (1933) and Leroy Edwards (1935) were named Helms National Players of the Year.

HELMS NATIONAL PLAYER OF THE YEAR



Forest Sale, 1933



Leroy Edwards, 1935

HISTORIC KENTUCKY COACHES**ADOLPH RUPP**

UK Record: 876-190 (82.2%), 41 years • 1931-72
Alma Mater (Year): Kansas (1923)
Hometown: Halstead, Kan.
Born: Sept. 2, 1901 • **Died:** Dec. 10, 1977 (age 76)

A former UK Media Guide began, “In the storied land of Kentucky Colonels, there dwelled but one Baron, a man of consummate pride and a moldier of powerful teams which for more than four decades made the name University of Kentucky synonymous with the game of basketball.”

Tutored by the great Phog Allen at Kansas and a student of the game under Dr. James Naismith, Rupp learned his craft at an early age. After leaving the high school ranks in Freeport, Ill., to take the UK job in 1930, the “man in the brown suit” became the winningest coach in all of college basketball. He was an innovator of the fast break, a trademark of the Wildcats even today.

To become the winningest coach in his sport, Rupp passed his mentor, Coach Allen, on March 12, 1966, with his 747th victory against Dayton in the Mideast Regional. He achieved the top ranking when he passed Western Kentucky’s E.A. Diddle with victory No. 760 on Feb. 18, 1967, at Mississippi State.

He finished with 876 wins when he retired in 1972, a mark that stood for 25 years until North Carolina’s Dean Smith moved ahead in 1997.

Among the many UK victories were four NCAA titles (1948, ’49, ’51 and ’58), one Olympic Gold Medal (1948), one NIT Championship (1946), 27 Southeastern Conference titles and his Wildcats were voted No. 1 in the final polls on six different occasions.

Rupp coached some of America’s best – Sale, Beard, Groza, Hagan, Ramsey, Cox, Hatton, Nash, Riley and Issel. Twenty-four of his Cats were voted All-Americans 35 times and 52 players were honored 91 times as All-SEC performers.

His teams were unmatched in league play, earning a 400-74 (84.4%) record against SEC competition. In the conference tournament, Rupp’s Wildcats were 57-6, winning 13 titles in 19 appearances.

Before the end of his 42-year career, the four-time National Coach of the Year was inducted into the Naismith Hall of Fame in 1969. Rupp also earned SEC Coach of the Year honors on seven occasions.

**JOE B. HALL**

UK Record: 297-100 (74.8%), 13 years • 1973-85
Overall Record: 373-156 (70.5%), 19 years
Alma Mater (Year): Kentucky (1955)
Hometown: Cynthiana, Ky. • **Born:** Nov. 30, 1928

Joe B. Hall, who grew up just 20 minutes north of the University of Kentucky campus in Cynthiana, had the unenviable task of following the legendary Adolph Rupp, who was forced to retire at age 70. But Hall, the former Rupp assistant, met the challenge head on, coaching three teams to the Final Four (1975, ’78 and ’84) and winning the 1978 NCAA Championship, the school’s fifth title and first in 20 seasons.

Hall began his association with Kentucky as a student-athlete during the “Fabulous Five era.” He played one year of junior varsity and one year of varsity basketball before transferring to the University of the South in Sewanee, Tenn., where he finished his eligibility and set a single-game scoring record. Following his college career, Hall toured Europe with the Harlem Globetrotters in 1951, but later returned to UK and completed his degree requirements.

His coaching career began at Shepherdsville (Ky.) High School in 1956. It continued on to Regis College in Denver, where he spent five years (57-50 record), and Central Missouri State, where he recorded a 19-6 mark in one season before returning to UK as an assistant to Rupp on July 1, 1965.


As the UK head coach, Hall won National Coach of the Year honors in 1978 and four SEC Coach of the

Year awards. He had seven players win All-America honors 11 times and nine Wildcats were voted All-SEC on 18 occasions.

Hall's squads recorded a 172-62 (73.5%) record vs. SEC competition during the regular season, winning eight SEC titles in 13 seasons and one league tournament championship in six tries.

While Coach Rupp witnessed 37 of his players drafted by the NBA, Hall saw 23 players drafted during his 13-year tenure, five in the first round.

Retired, Hall still resides in Lexington.


	<i>Eddie Sutton</i>
	UK Record: 88-39 (69.3%), 4 years • 1986-89
	Alma Mater (Year): Oklahoma A&M (1958)
	Hometown: Bucklin, Kan. Born: March 12, 1936

Known for his reputation of building teams from scratch, Eddie Sutton left Arkansas and came to Kentucky with the cupboard far from empty. With returning All-American Kenny Walker anchoring the paint, Sutton's first Wildcats team was his best, rolling to a 32-4 record in 1985-86 and a berth in the Elite Eight. His Wildcats were third in the final polls, finished 17-1 in SEC play and rolled to the school's 36th league championship. All this after most prognosticators picked the Cats for a third-place conference finish.

For UK's performance, Sutton was named National Coach of the Year and SEC Coach of the Year in 1986.

Sutton battled through the 1987 season, as injuries depleted the Wildcats' roster to only seven scholarship athletes. But in his third year, UK bolted to a 10-0 start with wins over Indiana and Louisville to earn a No. 1 ranking. The Cats were crowned SEC champs in both the regular season and postseason but fell to Villanova in the Southeast Regional final, 80-74.

Following the 1988 season, Sutton's reign came under siege as rules violations were discovered in the Kentucky basketball program. The embattled coach completed his UK career with a 13-19 record in 1989, the school's first losing season since 1927. He resigned his post following the season, and after leaving basketball for a year, returned to Oklahoma State.

	<i>Rick Pitino</i>
	UK Record: 219-50 (81.4%), 8 years • 1990-97
	Alma Mater (Year): Massachusetts (1974)
	Hometown: New York, N.Y. Born: Sept. 18, 1952

Promising to win right away, the 36-year-old coach from the New York Knicks accepted the challenge of rebuilding the Kentucky basketball dynasty.

Pitino came to UK with impressive credentials, having rebuilt Boston U., Providence and the Knicks. His first UK team, "Pitino's Bombinos," shocked the college basketball world by defeating Shaquille O'Neal, Chris Jackson and the No. 9-ranked LSU Tigers in Lexington en route to a surprising 14-14 record in 1989-90.

It was a glimpse into the future. The following year, UK finished with the best record in the SEC. Then in 1992, fresh off NCAA probation, the "Unforgettables" took eventual national champion Duke into overtime of the East Regional final before falling 104-103 in what many have labeled "the greatest college basketball game ever played."

In 1993, with Jamal Mashburn leading the charge, UK advanced to the Final Four for the first time in nine years, losing to Michigan in overtime. After an Elite Eight finish in '95, Pitino's squad became the team to beat in '96. Highlights included the school's first league championship in 10 seasons, a 27-game win streak, a top-three ranking nearly the entire season, and the crowning jewel, the school's sixth NCAA title.

After UK lost four players to the NBA Draft, Pitino's task of defending the national championship became more difficult after star-guard Derek Anderson severely injured his knee during the '97 season. But the Cats wouldn't fold, rolling to the title game before losing to Arizona in overtime.

Along the way, Pitino won five of six SEC Tournament Championships, two ECAC Holiday Classics, the Maui Invitational and the Great Alaska Shootout. He had a 104-28 record vs. SEC teams, winning two league crowns, and an amazing 17-1 record in the SEC tourney.

He coached three All-Americans and eight All-SEC performers. The NBA drafted eight of his Wildcats, six in the first round, including three lottery picks.

Following the national runner-up trophy in 1997, the former point guard at UMass left UK for the challenge of rebuilding the NBA's Boston Celtics.



Orlando "Tubby" Smith

UK Record: 263-83 (76.0%), 10 years • 1998-2007

Alma Mater (Year): High Point (N.C.) (1973)

Hometown: Scotland, Md.

Born: June 30, 1951

As Kentucky made its run to the NCAA's 2005 Elite Eight, national media members began to notice unusual traits about Tubby Smith's latest group of Wildcats. For instance, no player scored 15 or more points a game. No one averaged eight rebounds. As many as 13 players routinely saw action, often in the first half alone.

This team was selfless and versatile, yet extremely competitive. Just like its coach, Orlando "Tubby" Smith.

In his 10 seasons in the Bluegrass, Smith won with McDonald's All-Americans and with unheralded prep talent. He won with future NBA stars and with walk-ons from within the Commonwealth. He won with experience and with new players.

In a nutshell, he won.

Since arriving in Lexington in 1997, Smith led Kentucky to one national championship, five SEC crowns and five SEC Tournament titles, with six Sweet 16 finishes in his 10 seasons.

He totaled 100 wins quicker than any other Wildcat coach except Hall of Famer Adolph Rupp, reaching the plateau in 130 games. Since taking over the UK program, he won 76 percent of his games despite playing a schedule that annually ranked among the nation's best.

In NCAA Tournament play, Smith finished his career at UK with the sixth-best winning percentage (.690) among active coaches, trailing Duke's Mike Krzyzewski and Michigan State's Tom Izzo, among others, with a sterling 29-13 record.

Even more impressive, Smith averaged nearly 26 wins per season at Kentucky. In the SEC Tournament, he was 20-5 at UK, and he won a league championship seven times in his 10 years as head coach.

COACHING SUMMARY

Years	Name	Tenure	Won	Lost	Pct.	Best Season
1903-09	W.W.H. Mustaine and Others	7	21	35	.375	
1910	E.R. Sweetland & R.E. Spahr	1	4	8	.333	
1911	H.J. Iddings	1	5	6	.454	5-6 in 1911
1912	E.R. Sweetland	1	9	0	1.000	9-0 in 1912
1913	J.J. Tigert	1	5	3	.625	5-3 in 1913
1914-15	Alpha Brumage	2	19	7	.731	12-2 in 1914
1916	James Park	1	8	6	.571	8-6 in 1916
1917	W.P. Tuttle	1	4	6	.400	4-6 in 1917
1918	S.A. Boles	1	9	+2-1	.792	9-2-1 in 1918
1919	Andrew Gill	1	6	8	.428	6-8 in 1919
1920-24	George Buchheit	5	44	27	.619	13-1 in 1921
1925	C.O. Applegran	1	13	8	.619	13-8 in 1925
1926	Ray Eklund	1	15	3	.833	15-3 in 1926
1927	Basil Hayden	1	3	13	.187	3-13 in 1927
1929-30	John Mauer	3	40	14	.740	16-3 in 1930
1931-72	Adolph Rupp	+42	876	190	.822	25-0 in 1954
1973-85	Joe B. Hall	13	297	100	.748	30-2 in 1978
1986-89	Eddie Sutton	4	# 88	39	.693	32-4 in 1986
1990-97	Rick Pitino	8	219	50	.814	34-2 in 1996
1998-07	Orlando "Tubby" Smith	10	263	83	.760	35-4 in 1998
2008-Present	Billy Gillispie	1	18	13	.581	18-13 in 2008

21 Coaches In 105 Seasons

Games Won—1966, Lost—617, Tied—1

- Unique tie game resulted from scorer's error discovered after game.
- + No schedule played in 1953 — Rupp's record for 41 seasons. Five wins in 1966 International Universities Tournament in Israel not included in team totals.
- « Basketball at UK reportedly started when W.W.H. Mustaine called together some students, took up a collection totaling \$3 for a ball and told them to start playing. There was no official coach from 1903 until 1910. Managers ran the team.
- # Three games from 1988 NCAA Tournament vacated by decree of NCAA.

SOUTHEASTERN CONFERENCE COACH OF THE YEAR

	Associated Press	UPI	Coaches
Adolph Rupp	1964, 1966, 1968, 1969, 1970	1968, 1969, 1970, 1971	1964, 1966, 1968, 1969, 1970, 1971, 1972
Joe B. Hall	1975		1973, 1975, 1978, 1983
Eddie Sutton	1986	1986	
Rick Pitino	1991, 1996	1990	1996
Tubby Smith	1998, 2003, 2005		2003, 2005
Billy Gillispie			2008

WINGED FOOT AWARD

(Given annually since 1996 by the New York Athletic Club to the coach of the NCAA Champions)

Rick Pitino - 1996

Tubby Smith - 1998

NATIONAL COACH OF THE YEAR

Adolph Rupp - 1959
(UPI)

Adolph Rupp - 1966
(UPI, USBWA)

Joe B. Hall - 1978
(Kellogg's)

Eddie Sutton - 1986
(AP, NABC)

Rick Pitino - 1990
(Basketball Times)

Rick Pitino - 1991
(Sporting News)

Tubby Smith - 1998
(Basketball Weekly)

Tubby Smith - 2003
(AP, NABC, USBWA, Naismith, Sporting News,
CBS/Chevrolet, Basketball Times)

Tubby Smith - 2005
(Jim Phelan Award)



Joe B. Hall had the unenviable task of succeeding Coach Rupp. Yet, he won 297 games, an NIT title and an NCAA title.



Coach Adolph Rupp diagrammed plays for his team en route to his first NCAA Championship in 1948.



Tubby Smith was named National Coach of the Year by nine organizations in 2003, including all seven that the NCAA officially recognizes.

ALL-TIME LETTERMEN**A**

Allan Abramson (Mgr.) (44)
 John Adams (63, 64, 65)
 Don Adkins (63, 64, 65)
 Earl Adkins (55, 57, 58)
 Paul Adkins (21, 22)
 Marvin Akers (41, 42, 43)
 Charles Alberts (25, 26)
 Charles Aleksinas (78)
 Ermal Allen (40, 41, 42)
 Shagari Alleyne (2004, 05, 06)
 Ed Allin (45)
 Desmond Allison (99, 00)
 Sean Alteri (Mgr.) (97)
 Carl Althaus (43)
 H.M. Amoss (04)
 Derek Anderson (96, 97)
 Dwight Anderson (79)
 Milerd Anderson (34, 35, 36)
 Jim Andrews (71, 72, 73)
 Paul Andrews (84, 85, 86, 87)
 Lee Andrus (03, 04)
 Myron Anthony (98)
 Phil Argento (67, 68, 69)
 R.H. Arnett (04)
 Jay Atkerson (Mgr.) (57, 58, 59)
 Randy Azbill (Mgr.) (84, 85)
 Kelenna Azubuike (2003, 04, 05)

B

H.A. Babb (Mgr.) (11)
 Adrian Back (42)
 Stanley Baer (05, 06, 07)
 Scotty Baesler (62, 63)
 Mike Ballenger (82)
 R.C. Barbee (06, 07, 09)
 Antwain Barbour (2003, 04)
 Cliff Barker (47, 48, 49)
 Bill Barlow (43)
 B. Barnett (11, 12, 13)
 Dale Barnstable (47, 48, 49, 50)
 Bobby Barton (Mgr.) (67)
 Arthur Bash (18)
 Arthur Bastin (18)
 Dickey Beal (81, 82, 83, 84)
 Ralph Beard (46, 47, 48, 49)
 Bret Bearup (81, 83, 84, 85)
 Todd Bearup (91)
 Ed Beck (56, 57, 58)
 Cecil Bell (31)
 Winston Bennett (84, 85, 86, 88)
 Cliff Berger (66, 67, 68)

Henry Besuden (26)
 Bill Bibb (54)
 Arthur Bicknell (40)
 Doug Billips (Mgr.) (69, 70)
 Jerry Bird (54, 55, 56)
 James Blackmon (84, 85, 86, 87)
 Crittenden Blair (34)
 J.P. Blevins (99, 00, 01, 02)
 Harry Bliss (35)
 Keith Bogans (00, 01, 02, 03)
 J. David Bolen (Mgr.) (96, 97, 98)
 Ralph Boren (24)
 Brad Bounds (66, 67)
 Sam Bowie (80, 81, 84)
 Junior Braddy (90, 91, 92, 93)
 Michael Bradley (98, 99)
 Ramel Bradley (2005, 06, 07, 08)
 Bob Brannum (44, 47)
 Jeff Brassow (90, 91, 93, 94)
 D.P. Branson (05, 06)
 Wayne Breeden (Mgr.) (83)
 John Brewer (55, 56, 57)
 Leo Brewer (08)
 Melvin Brewer (41, 42, 43)
 G.C. Bridges (10)
 Chris Briggs (Mgr.) (02, 03, 04)
 Jake Bronston (30, 31)
 Dale Brown (92, 93)
 Steve Bruce (87)
 T.R. Bryant (05, 06, 07)
 Nathaniel Buis (44)
 Carey Burchett (Mgr.) (34)
 Carroll Burchett (60, 61, 62)
 L.S. Burham (19, 20, 22, 23)
 Bob Burrow (55, 56)
 Bill Busey (68)
 Kirk Byars (Mgr.) (63)
 Leroy Byrd (84, 85, 86)

C

Craig Callihan (Mgr.) (08)
 Gerry Calvert (55, 56, 57)
 Jules Camara (99, 00, 02, 03)
 George Campbell (Mgr.) (35)
 Kenton Campbell (45, 46)
 Patrick Campbell (17, 18)
 Will Campbell (Mgr.) (07, 08)
 Burgess Carey (25, 26)
 Ralph Carlisle (35, 36, 37)
 Armiel Carman (Mgr.) (16)
 Josh Carrier (02, 03, 04, 05)
 Rashaad Carruth (02)

Jared Carter (2006, 08)

Dwane Casey (76, 77, 78, 79)
 Mike Casey (68, 69, 71)
 Billy Ray Cassady (56, 57, 58)
 J.S. Chambers (Mgr.) (09)
 Rex Chapman (87, 88)
 Truman Claytor (76, 77, 78, 79)
 Steve Clevenger (66, 67, 68)
 Marion Cluggish (38, 39, 40)
 Bennie Coffman (59, 60)
 Sid Cohen (59, 60)
 L. Collinsworth (56, 57, 58)
 Carl Combs (40)
 Cecil Combs (28, 29, 30)
 Charles Combs (38)
 Larry Conley (64, 65, 66)
 Jimmy Dan Conner (73, 74, 75)
 Joe Coons (05)
 Anthony Cooper (90)
 Bernard Cot (2003, 04)
 Mark Coury (2007, 08)
 Fred Cowan (78, 79, 80, 81)
 Jeremiah Cox (Mgr.) (2004, 05, 06)
 Johnny Cox (57, 58, 59)
 Hugh Coy (54)
 Joe Crawford (2005, 06, 07, 08)
 John Crigler (56, 57, 58)
 George Critz (64)
 Larry Crosby (Mgr.) (65)
 John S. Crosthwaite (10)
 Albert Cummins (47)
 Fred Curtis (37, 38, 39)

D

Louie Dampier (65, 66, 67)
 Erik Daniels (2001, 02, 03, 04)
 Darrell Darby (31, 32, 33)
 Howard Dardeen (59)
 Ed Davender (85, 86, 87, 88)
 A.J. Davis (Mgr.) (06)
 Berkeley Davis (34)
 Bruce Davis (36)
 Johnathon Davis (89, 90, 91)
 Mulford Davis (43, 46, 47)
 Robert Davis (37)
 William Davis (33, 34)
 David Deaton (Mgr.) (89)
 Ted Deeken (62, 63, 64)
 Claire Dees (27, 28, 29)
 Tony Delk (93, 94, 95, 96)
 John "Frenchy" DeMoisey (32, 33, 34)

Truitt DeMoisey (44)
 Harry Denham (39)
 Rodney Dent (93, 94)
 Jim Dinwiddie (69, 70, 71)
 J.A. Dishman (18, 19)
 A.L. Dolan (06)
 Mike Dolan (Mgr.) (52, 54)
 Warfield Donohue (35, 36, 37)
 H.H. Downing (08)
 Pat Doyle (63)
 Rick Drewitz (72, 73, 74)
 Hunter Durham (Mgr.) (61, 62)
 James Durham (45)

E

Ray Edelman (72, 73, 74)
 Allen Edwards (95, 96, 97, 98)
 Leroy Edwards (35)
 Russell Ellington (35, 36)
 LeRon Ellis (88, 89)
 Randy Embry (63, 64, 65)
 Kenneth England (41, 42)
 Anthony Epps (94, 95, 96, 97)
 Marquis Estill (01, 02, 03)
 Bill Evans (52, 54, 55)
 Heshimu Evans (98, 99)
 William Evans (Mgr.) (42)
 J.C. Everett (19, 20)

F

H.L. Farmer (12, 13)
 Richie Farmer (89, 90, 91, 92)
 Keith Farnsely (39, 40, 41)
 John Farris (Mgr.) (92, 94, 95)
 J.B. Faulconer (Mgr.) (39)
 Allen Feldhaus (60, 61, 62)
 Deron Feldhaus (89, 90, 91, 92)
 John Ferguson (Mgr.) (71)
 Fred Fest (23)
 Gerald Fitch (2001, 02, 03, 04)
 Garrett Fitzpatrick (Mgr.) (41)
 George Fletcher (Mgr.) (80, 81)
 Chigger Flynn (Mgr.) (56)
 Mike Flynn (73, 74, 75)
 Bob Fowler (76)
 Travis Ford (92, 93, 94)
 W.C. Fox (07, 08, 09)
 Jeremy French (Mgr.) (07, 08)

G

J.H. Gaiser (10, 11, 12)
 Gary Gamble (66, 67, 68)
 Kenneth Gayheart (Mgr.)
 (90, 91, 92, 94)

Robert Gayheart (Mgr.) (89)
 D.J. Geddes (Mgr.) (01, 02, 03, 04, 05)
 Chris Gettelfinger (80, 81)
 Elmer Gibb (29)
 Jeff Ginnan (89)
 Jack Givens (75, 76, 77, 78)
 Max Glickman (18)
 James Goforth (35, 36, 37)
 Zach Goines (Mgr.) (96, 97, 98, 99)
 James Goodman (38, 39)
 Steve Goodson (Mgr.) (02, 03, 04, 05)
 Phil Grawemeyer (54, 55, 56)
 Sean Gray (Mgr.) (94, 95, 96, 97)
 Kevin Grevey (73, 74, 75)
 William Griffith (Mgr.) (29)
 Alex Groza (45, 47, 48, 49)
 George Gumbert (14, 15, 16)
 Bob Guyette (73, 74, 75)
 J. White Guyn (04)

H

Cliff Hagan (51, 52, 54)
 Joseph Hagan (36, 37, 38)
 Jerry Hale (73, 74, 75)
 Dan Hall (75)
 Reggie Hanson (88, 89, 90, 91)
 Roger Harden (83, 84, 85, 86)
 Philip Haring (Mgr.) (36, 38)
 Sam Harper (63, 64)
 Tom Harper (64)
 Carson Harreld (Mgr.) (65, 66)
Ramon Harris (2007, 08)
 Chris Harrison (92, 93, 94, 95)
 W.C. Harrison (11, 12)
 D.W. Hart (11, 12, 16)
 Merion Haskins (75, 76, 77)
 Vernon Hatton (56, 57, 58)
 Cliff Hawkins (2001, 02, 03, 04)
 Basil Hayden (20, 21, 22)
 Chuck Hayes (02, 03, 04, 05)
 Elmo Head (37, 38, 39)
 Matt Heissenbuttel (2001, 02, 03, 04)
 Tom Heitz (80, 82, 83, 84)
 G. Foster Helm (25, 27)
 J.H. Herman (06)
 Will Herschelman (Mgr.) (06,07,08)
 Walter Hirsch (49, 50, 51)
 Walter Hodge (37)
 Ryan Hogan (98, 99)
 Joe Holland (46, 47, 48)
 Joey Holland (76)
 Kent Hollenbeck (70, 71, 72)
 Derrick Hord (80, 81, 82, 83)
 Aaron Howard (Mgr.)

(98, 99, 00, 01, 02)
 Mike Howard (Mgr.) (96, 97, 98)
 Dick Howe (57, 58)
 Lee Huber (39, 40, 41)
 C.T. Hughes (24, 25)
 Lowell Hughes (58, 59)
 Harry Hurd (62)
 Charles Hurt (80, 81, 82, 83)

I

R.Y. Ireland (16, 17)
 Charles Ishmael (63, 64)
 Dan Issel (68, 69, 70)

J

Ralph Jackowski (38)
 Thad Jaracz (66, 67, 68)
 Derrick Jasper (2007, 08)
 Irvine Jeffries (28)
 Cedric Jenkins (85, 86, 87, 88)
 Paul Jenkins (26, 27, 28)
 Ned Jennings (59, 60, 61)
 Herbert Jerome (34)
 Danny Jett (Mgr.) (2003)
 Ellis Johnson (31, 32, 33)
 Larry Johnson (74, 75, 76, 77)
 Phil Johnson (56, 58, 59)
 Walter Johnson (44)
 Chris Jones (89)
 Wallace Jones (46, 47, 48, 49)
 James Jordan (47, 48)
 David Judy (Mgr.) (00, 01 02)

K

Pat Kelly (05)
 William P. Kemper (Mgr.) (05)
 Ron Kennett (64)
 Stan Key (70, 71, 72)
 Jeff Kidder (Mgr.) (89)
 James King (40, 41, 42)
 William King (21, 22, 24)
 A.M. Kirby (07)
 William Kleiser (32)
 Edwin Knadler (27)
Mark Krebs (2008)
 Howard Kreuter (32, 33)
 Tommy Kron (64, 65, 66)

L

Art Laib (68)
 Ed Lander (42, 43)
 Bo Lanter (80, 81, 82)
 Jason Lathrem (96)
 Bob Lavin (20, 21, 22)

Dave Lawrence (33, 34, 35)
 Roger Layne (51)
 James Lee (75, 76, 77, 78)
 Ken Lehkamp (Mgr.) (56, 57)
 Jim LeMaster (66, 67, 68)
 Preston LeMaster (2003, 04, 05, 06)
 Larry Lentz (66)
 Morris Levin (Mgr.) (31)
 Garland Lewis (34, 35, 36)
 Billy Ray Lickert (59, 60, 61)
 James Line (47, 48, 49, 50)
 Shelby Linville (50, 51, 52)
 Ercel Little (32)
 Steve Lochmueller (73, 74)
 Robert Lock (85, 86, 87, 88)
 Dutch Longworth (17)
 Ronnie Lyons (72, 73, 74)

M

Kyle Macy (78, 79, 80)
 Richard Madison (85, 86, 87, 88)
 Jamaal Magloire (97, 98, 99, 00)
 Eric Manuel (88)
 Dustin Marr (Mgr.) (06, 07, 08)
 B.G. Marsh (18)
 Gimel Martinez (91, 92, 93, 94)
 F.L. Marx (10, 11)
 Jamal Mashburn (91, 92, 93)
 Steve Masiello (97, 98, 99, 00)
 Luke Mason (Mgr.) (07, 08)
 Jim Master (81, 82, 83, 84)
 James Mathewson (42)
 Charles Maxson (Mgr.) (33)
 Jack May (Mgr.) (35, 36)
 John McAdam (Mgr.) (70)
 Paul McBrayer (28, 29, 30)
 Walter McCarty (94, 95, 96)
 Bob McCowan (69, 72)
 Jim McDonald (60, 61, 62)
 James McFarland (24, 25, 26)
 Skip McGaw (90)
 Lawrence McGinnis (28, 29, 30)
 Louis McGinnis (29, 30, 31)
 Dan McHale (Mgr.) (98, 99, 00, 01)
 James McIntosh (37)
 Troy McKinley (82, 83, 84, 85)
 J. McKinney (Mgr.) (36, 37)
 C.F. Meadors (12)
Jodie Meeks (2007, 08)
 Ron Mercer (96, 97)
 Hub Metry (Mgr.) (64, 65)
 Derrick Miller (87, 88, 89, 90)
 Cameron Mills (95, 96, 97, 98)
 Chris Mills (89)

Don Mills (58, 59, 60)
 Ray Mills (55, 56, 57)
 Terry Mills (69, 70, 71)
 Stanley Milward (28, 29, 30)
 Will Milward (24, 25)
 Dirk Minniefield (80, 81, 82, 83)
 Terry Mobley (63, 64, 65)
 Nazr Mohammed (96, 97, 98)
 Gayle Mohney (26)
 Bob Moore (Mgr.) (50, 51, 52)
 Caleb Moore (Mgr.) (00, 01, 02, 03)
 Eric Moore (Mgr.) (89)
 Ralph Morgan (13, 14, 15)
 Jonathan Morris (Mgr.) (2005)
 Randolph Morris (2005, 06, 07)
 Jeff Morrow (Mgr.) (89, 90, 91, 92)
 Tom Moseley (44)
 Ravi Moss (2003, 04, 05, 06)
 Kevin Murphy (Mgr.) (98, 99, 00)
 Zach Murphy (Mgr.) (05,06,07,08)

N

Cotton Nash (62, 63, 64)
 Alonzo Nelson (45)
 Roger Newman (61)
 C.M. Newton (51)
 Tommy Nichols (36)
 Brad Noe (Mgr.) (06)
 Paul Noel (43)
 Randy Noll (70)

O

Lukasz Obrzut (2004, 05, 06, 07)
 Dan Omlor (Mgr.) (64)
 Bernard Opper (37, 38, 39)
 Hays Owens (28, 29, 30)

P

Scott Padgett (95, 97, 98, 99)
 Harold Park (Mgr.) (45)
 James Park (14)
 Clyde Parker (43)
 Ed Parker (Mgr.) (19)
 J. Ed Parker (45, 46, 47)
 Jason Parker (01)
 Tom Parker (70, 71, 72)
 Jack Parkinson (44, 45, 46, 48)
 Michael Parks (90)
 Dick Parsons (59, 60, 61)
Patrick Patterson (2008)
 Tom Payne (71)
 Bart Peak (17)
 Leonard Pearson (50)
 John Pelphrey (89, 90, 91, 92)

Doug Pendencygraft (62)
 E.S. Penick (43)
 Bobby Perry (2004, 05, 06, 07)
Dwight Perry (2007, 08)
 Dan Perry (72)
 George Perry (Mgr.) (54)
 Mike Phillips (75, 76, 77, 78)
 Frank Phipps (27)
 Wayne Plummer (09)
 Randy Pool (68, 69)
 Mark Pope (95, 96)
Michael Porter (2007, 08)
 Tommy Porter (66, 67, 68)
 Shelby Post (08, 09)
 Sam Potter (34)
 William Poynz (21, 23)
 Mike Pratt (68, 69, 70)
 R.C. Preston (11, 12, 13, 14)
 Jared Prickett (93, 94, 95, 97)
 Tayshaun Prince (99, 00, 01, 02)
 Linville Puckett (54)
 Larry Pursiful (60, 61, 62)

R

Frank Ramsey (51, 52, 54)
 Lloyd Ramsey (41, 42)
 Tripp Ramsey (Mgr.) (76, 77)
 Robert Reynolds (32)
 Rodrick Rhodes (93, 94, 95)
 A.T. Rice (23, 24)
 S.H. Ridgeway (20, 21)
 Andre Riddick (92, 93, 94, 95)
 Carl Riefkin (23, 24)
 Pat Riley (65, 66, 67)
 R.N. Roark (04)
 Roy Roberts (62, 63)
 Rick Robey (75, 76, 77, 78)
 Al Robinson (59)
 William "Doc" Rodes (17)
 William Rodes (09, 10)
 Karl Rohs (25)
 Don Rolfes (63)
 Kenneth Rollins (43, 47, 48)
 Rajon Rondo (2005, 06)
 Van Buren Ropke (27)
 Gayle Rose (52, 54, 55)
 Harold Ross (56, 57, 58)
 Ben Roth (Mgr.) (15)
 Layton Rouse (38, 39, 40)
 Willie Rouse (54)
 Herky Rupp (61)
 Tony Russell (Mgr.) (94, 95, 96, 97)

S

Forest Sale (31, 32, 33)
 Chad Sanders (Mgr.) (07, 08)
Matt Scherbenske (2008)
 Charles Schrader (14, 17)
 Wilber Schu (44, 45, 46)
 Herschel Scott (13, 14, 15)
 Mike Scott (87, 88, 89)
 Jason Seamonds (Mgr.) (98, 99)
 Cory Sears (01, 02)
 Jim Server (15, 16)
 Evan Settle (33, 34)
 A.P. Shanklin (18)
 Shelby Shanklin (08)
 James Sharpe (27)
 Jeff Sheppard (94, 95, 96, 98)
 Jay Shidler (77, 78, 79, 80)
 Terry Shigg (87)
 Oliver Simmons (96)
 Glenn Sims (Mgr.) (73)
 Rekalin Sims (2006)
 George Skinner (33)
 Bobby Slusher (59)
 Adrian Smith (57, 58)
 Bill Smith (56, 57, 58)
 Doug Smith (Mgr.) (06)
 G.J. Smith (73, 74, 75)
 G.K. Smith (21, 23)
 Saul Smith (98, 99, 00, 01)
 Mark Soderberg (70)
 Patrick Sparks (2005, 06)
 Carey Spicer (29, 30, 31)
 Bill Spivey (50, 51)
 Vincent Splane (42)
 Carl Staker (40, 41, 42)
 Larry Stamper (71, 72, 73)
 Larry Steele (69, 70, 71)
 Tim Stephens (77, 78)
Perry Stevenson (2007, 08)
A.J. Stewart (2008)
 Gene Stewart (67)
 Bobby Stiliz (67)
 C.P. St. John (04)
 Brian Stocker (Mgr.) (94, 95, 96, 97)
 Brandon Stockton (2003, 04, 05, 06)
 Marvin Stone (00, 01)
 N. Stone (08)
 John Strogh (45, 48)
 Guy Strong (50)
 William Sturgill (45, 46)
 Don Sullivan (Mgr.) (78, 79)
 Anthony Summers (Mgr.)
 (98, 99, 00)
 Bill Surface (Mgr.) (55)

Sean Sutton (88, 89)
 Todd Svoboda (93)

T

Todd Tackett (99, 00)
 Bob Tallent (66)
 Spencer Tatum (Mgr.)
 (89, 90, 91, 92)
 Vincent Tatum (Mgr.) (91, 92)
 Bob Taylor (35)
 Alan Theobald (Mgr.) (68)
 H.C. Thomas (18, 19)
 Henry Thomas (91, 92)
 Irving Thomas (86, 87)
 Roger Thomas (Mgr.) (82, 83)
 Sheray Thomas (2004, 05, 06, 07)
 Homer Thompson (37, 38, 39)
 Tommy Thompson (Mgr.) (60)
 Milton Ticco (41, 42, 43)
 E.J. Tierney (35)
 Clarence Tillman (79)
 Aminu Timberlake (92, 93)
 Jack Tingle (44, 45, 46, 47)
 Carlos Toomer (91, 92)
 Garland Townes (50)
 Bill Trott (31)
 Lou Tsioropoulos (51, 52, 54)
 Jack Tucker (33, 34, 35)
 Wayne Turner (96, 97, 98, 99)
 Melvin Turpin (81, 82, 83, 84)
 Paul Turrell (35)
 William P. Tuttle (12, 13, 14, 15)

U

Eiki Umezaki (Mgr.) (89)
 Lovell Underwood (24, 25, 26)

V

Chuck Verderber (79, 80, 81, 82)
 Frank Vogel (Mgr.) (96)
 George Vulich (44, 45)

W

Antoine Walker (95, 96)
 J. Rice Walker (36, 37, 38)
 Kenny Walker (83, 84, 85, 86)
 Peter Warden (Mgr.) (08)
 Reggie Warford (76)
 L.B. Waters (05)
 Robert Watson (50, 51, 52)
 A.J. Weisenberger (11, 13)
 Wylie B. Wendt (06)
 Leo Wenkley (Mgr.) (30)
 Clint Wheeler (71)

Lucian Whitaker (50, 51, 52)
 Waller White (40, 41, 42)
 Don Whitehead (44)
 James Wilhelm (21)
 W.G. Wilkinson (23)
 Adam Williams (2006)
 LaVon Williams (77, 78, 79, 80)
 Morakinyo Williams (2008)
 Maury Wilson (06, 07, 08)
 W.C. Wilson (13)
 Phil Whitt (Trn.) (77)
 Sean Woods (90, 91, 92)
 Charles Worthington (31, 32)
 H.J. Wurtele (04)

Y

George Yates (30, 31, 33)
 Humzey Yessin (Mgr.) (46, 47, 48, 49)
 Rudy Yessin (44)

Z

George Zerfoss (16, 18)
 Karl Zerfoss (13, 15, 16)
 Tom Zerfoss (14)
 Todd Ziegler (85, 86)

ACADEMIC & ATHLETIC SUCCESS

John Adams - (1965) A retired Fayette County circuit judge living in Lexington.

Earl Adkins - (1958) Retired from the Union County school system.

Marvin Akers - (1943) Retired mechanical construction manager living in Indianapolis, Ind.

Ed Allin - (1945) Retired school administrator.

Derek Anderson - (1997) Was a second-team All-Rookie performer for the Cleveland Cavaliers in 1998. Played for the Houston Rockets before signing as a free agent with Miami prior to the 2005-06 season and helping lead the Heat to their first NBA Championship. Currently plays for the Charlotte Bobcats.

Jim Andrews - (1973) Drafted by the NBA; played professional ball in Italy and Sweden. Is now a vice president and director of marketing living in Lexington.

Paul Andrews - (1987) CEO of Ten Broeck Hospital in Jacksonville, Fla.

Phil Argento - (1969) Drafted by the old ABA's Kentucky Colonels and the NBA's L.A. Lakers. Currently owns a consulting company for new home builders in Cleveland.

George Atkins - (1963) Former director of public relations at Humana Corporation. Has served as state auditor, secretary of cabinet, secretary of finance and state auditor for public accounts.

Adrian Back, Jr. - (1942) Chairman, President and C.E.O. of a bank in Hodgenville.

Kelenna Azubuike - (2005) Plays for the Golden State Warriors.

Scotty Baesler - (1963) Formerly the popular mayor of Lexington and member of the U.S. House of Representatives. A practicing attorney, he's still active in politics.

Antwain Barbour - (2004) Currently playing professional basketball in Spain.

Dale Barnstable - (1950) Earned eight varsity letters at UK in hoops, track and golf. Served in WWII. Won the Kentucky Senior State Am in golf in '86 and '94. Currently, president of Barnstable Enterprises and spending time in Florida and Louisville.

Dickey Beal - (1984) Drafted in the fourth round of the NBA by the Atlanta Hawks. Working in Northern Kentucky in pharmaceutical sales.

Ralph Beard - (1949) Played two years of pro basketball with the Indianapolis Olympians. Is a retired vice president of a wholesale drug company and living in Louisville.

Bret Bearup - (1985) Played one year of professional ball in Europe. Currently working for the NBA's Denver Nuggets.

Ed Beck - (1958) Is currently a minister in Sun City West, Ariz.

Winston Bennett - (1988) Drafted in the third round of the NBA draft by the Cleveland Cavaliers. Played one year in the CBA, two with the Cavs and finished his pro career with the Miami Heat. Was an assistant coach with UK and the Boston Celtics and head coach of Kentucky State. Now head coach at Mid-Continent.

Clifford Berger - (1968) Drafted by the NBA's Milwaukee Bucks. Currently an oral and maxillofacial surgeon in Savannah, Ga.

Bill Bibb - (1954) Is currently the commissioner of the Atlantic Sun Conference.

Jerry Bird - (1956) Retired as the human resources administrator from the American Greetings Corporation in Corbin.

James Blackmon - (1987) Drafted in the fifth round of the NBA draft by New Jersey. Currently a teacher and assistant basketball coach in Marion, Ind.

J.P. Blevins - (2002) Is currently working for the Kentucky State Parks and Recreation department.

Harry Bliss - (1935) Retired GE sales representative in Wilmington, Del.

Keith Bogans - (2003) Drafted 43rd overall in the 2003 NBA Draft. Currently playing for the Orlando Magic.

Sam Bowie - (1984) Retired after an 11-year NBA career with the Portland Trailblazers and the LA Lakers. Now lives in Lexington and is involved in the standardbred horse industry.

Brad Bounds - (1967) Educator in Frankfort, Ill.

Ramel Bradley - (2008) Currently playing over seas in Europe.

Bob Brannum - (1947) Retired golf coach at Brandeis University. Now lives in Marshfield, Mass.

Jeff Brassow - (1994) Working in the banking industry in Lexington.

John Brewer - (1957) Is now senior vice president of Motal Exchange Corporation in St. Louis.

Charles J. Bronston - (1931) Retired Greyhound Lines executive living in Englewood, Fla., and working at a local golf course.

Dale Brown - (1993) Head coach at Moss Point (Miss.) High School.

Stephen Bruce - (1987) Currently a minister at Southern Baptist Church in Lexington.

Carroll Burchett - (1962) Recently retired as the Commissioner of the Kentucky Department of Vocational Rehabilitation in Frankfort.

Bob Burrow - (1955) Retired as the assistant superintendent for the Ft. Knox, Ky, schools.

Bill Busey - (1968) Farmer in Bagdad, Ky.

Leroy Byrd - (1986) Currently works for the Lexington-Fayette Urban County Government.

Gerry Calvert - (1957) Drafted by the St. Louis Hawks. Currently an attorney at law in Lexington.

Jules Camara - (2003) Graduated with a degree in economics. Currently playing pro basketball in France.

Josh Carrier - (2005) Currently pursuing his MBA at Bellarmine College.

Dwane Casey - (1979) - Has spent over a decade coaching in the NBA.

Mike Casey - (1971) Drafted by the NBA. Is now a sales representative for the L.G. Balfour Company and living in Shelbyville.

Lindle Castle - (1951)
Retired basketball coach of Clinton County High School in Albany, Ky.

Rex Chapman - (1988)
Drafted in the first round by the Charlotte Hornets. Retired in 2000 from a 12-year NBA career with Charlotte, Washington, Miami and Phoenix. Currently serves as Vice President of Player Personnel for the Denver Nuggets.

Kirk Chiles - (1972)
Recently retired from being the head basketball coach at Henry Clay High School in Lexington.

Truman Claytor - (1979)
Drafted in the sixth round of the NBA draft by the Detroit Pistons. Currently an alcoholism counselor in Toledo, Ohio.

Steve Clevenger - (1968)
Currently superintendent of the Allen Construction Company.

Marion Cluggish - (1940)
Retired coach-educator living in Florida.

Bennie Coffman - (1960)
Businessman in Huntington, W.V.

Sid Cohen - (1960)
Businessman in Jacksonville, Fla.

Lincoln Collinsworth - (1958)
Retired school official living in Orlando, Fla.

Carl Combs - (1940)
Retired attorney living in Lexington. Was a sports information director at the University of Kentucky.

Charles Combs - (1938)
Is retired from the Daviess County School System and living in Hilton Head, S.C.

Larry Conley - (1966)
This member of "Rupp's Runts" played one season with the Kentucky Colonels of the old ABA. Now serves as a basketball color analyst for several networks.

Jimmy Dan Conner - (1975)
Drafted by the Virginia Squires of the old ABA. Played one year in the ABA with the Kentucky Colonels. Is currently an executive and partner with a financial corporation in Louisville.

Fred Cowan - (1982)
Drafted in the sixth round by the NBA's Houston Rockets. After playing professionally in Japan, is now an entrepreneur in Madisonville.

Johnny Cox - (1959)
Played two seasons with the Cleveland Cavaliers and one with the Chicago Bulls. Is now an insurance agent in Hazard.

Hugh Coy - (1954)
Played four years of professional baseball for the St. Louis Cardinals organization. Retired pharmaceutical representative living in Fruitland Park, Fla.

Joe Crawford - (2008)
Drafted in the second round of the 2008 NBA Draft by the Los Angeles Lakers.

John Crigler - (1958)
This member of the 1958 national championship team retired as Athletics Director from Scott County High School.

George Critz - (1964)
Retired high school principal in Columbia, Ky.

Al Cummins - (1947)
Owns a financial planning company and is a real estate broker in Lexington.

Jess Curry - (1956)
Retired businessman living in Danville, Va.

Louie Dampier - (1967)
Retired after playing and coaching in professional basketball. Also owned an audio-visual company in Louisville.

Ed Davender - (1988)
Drafted in the third round by the Washington Bullets. Currently working in advertising sales in Kentucky.

Jonathan Davis - (1991)
Works as a businessman in Lexington.

Erik Daniels - (2004)
Currently playing professional ball in Italy for Lottomatica Roma.

Mulford Davis - (1947)
A retired school principal in Frankfort, Ind. Inducted into Indiana High School Basketball Hall of Fame in 1989.

Ted Deeken - (1964)
Currently working in the cellular phones industry in Louisville.

Tony Delk - (1996)
First-round draft pick by the Charlotte Hornets, he spent a decade playing in the NBA before recently retiring.

Truett DeMoisey - (1944)
Retired coach-educator and state government administrator living in Walton, Ky.

Dick Derrickson - (1945)
A retired postal worker in Lexington.

James F. Dinwiddie - (1971)
Currently an attorney at law in Leitchfield.

Rick Drewitz - (1974)
School teacher in Louisville, Ky.

Ray Edelman - (1974)
Is an attorney in Lawrenceburg, Ky. while currently residing in Lexington.

Allen Edwards - (1998)
Completed his degree requirements on the Cawood Ledford Scholarship Fund in May 2003. Was named assistant coach at Morehead State in 2003 and currently serves in same position at VCU.

Randy Embry - (1965)
Retired teacher and basketball coach at Owensboro (Ky.) Senior High School.

Anthony Epps - (1997)
Played the 1999 season in the CBA. Now living in Lebanon, Ky.

Marquis Estill - (2003)
Currently playing professional basketball in Italy.

Bill Evans - (1955)
Retired as a senior vice president of Kentucky Fried Chicken Corporation in Louisville.

Heshimu Evans - (1999)
Currently playing professional basketball overseas.

Richie Farmer - (1992)
After working in the insurance business in Manchester, Ky., for several years, was elected the Commissioner of Agriculture in Kentucky in 2003.

Allen Feldhaus - (1962)
Retired teacher and coach. Won 512 basketball games and led his '81 Mason County team to the state championship game. Currently in the golf course business.

Deron Feldhaus - (1992)
After a career in professional basketball in Japan, is now living in Maysville, Ky. Owns and operates a golf course.

Gerald Fitch - (2004)
Played for the Miami Heat in the 2005-2006 season.

Mike Flynn - (1975)
Was drafted by the Indiana Pacers of the NBA and played three years. Is currently a bank executive in Jeffersonville, Ind.

Travis Ford - (1994)
Is the head coach at UMass.

Gary Gamble - (1968)
Owns a painting company in Madisonville, Ky.

Chris Gettlefinger - (1981)
Currently dealing in real estate in Tennessee.

Jack Givens - (1978)
Drafted in the first round of the NBA draft by the Atlanta Hawks and played two years with Atlanta. Most recently served as the TV color commentator for the NBA's Orlando Magic and TNT Sports.

Phil Grawemeyer - (1956) A real estate developer in Louisville.

Kevin Grevey - (1975) Drafted in the first round of the NBA draft by the Washington Bullets. Played several years there before moving on to Milwaukee to play with the Bucks. Currently operates "Grevey's," a popular restaurant near Washington, D.C., and works as a radio broadcaster.

Pete Grigsby - (1954) Is now the assistant superintendent of Floyd County Schools in Prestonsburg, Ky.

Bob Guyette - (1975) Drafted in the third round by the NBA's Kansas City Kings. Played several years of professional ball in Spain. Currently a facial surgeon in Scottsdale, Ariz.

Cliff Hagan - (1954) Spent several years in the NBA after graduation. Served as Athletics Director at UK from 1975-1988. Now retired.

Jerry Hale - (1975) Director of human resources for the Keeneland Association in Lexington, Ky.

Reggie Hanson - (1991) Assistant coach at the University of South Florida.

Roger Harden - (1986) Was drafted in the fifth round by the NBA's Los Angeles Lakers. Works for an apparel company in Louisville.

Tom Harper - (1964) Is currently a realtor and sales developer in Richmond, Ky.

Chris Harrison - (1995) Businessman in Lexington, Ky.

Merion Haskins - (1977) Is currently manager of leaf purchases for Phillip Morris Tobacco Company in Richmond, Va.

Vernon Hatton - (1958) A realtor and auctioneer in Lexington.

Cliff Hawkins - (2004) Currently playing professional ball in Europe.

Chuck Hayes - (2005) Currently playing in the NBA for the Houston Rockets.

Matt Heissenbuttel - (2001) Currently working in business in Louisville.

Tom Heitz - (1984) Drafted in the eighth round of the NBA draft by the Indiana Pacers. Is currently working in the commodities markets in Lexington and Chicago.

Walt Hirsch - (1951) Sales manager in Davenport, Iowa.

Joe Holland - (1948) Owns two automobile dealerships, Joe Holland Chevrolet in Lexington and Holland Chevrolet in Charleston, W.Va.

Joey Holland - (1973) Is now the general sales manager for his father's car dealership, Holland Chevrolet, in Charleston, W.Va.

Kent Hollenbeck - (1973) Businessman in Fincastle, Va.

Derrick Hord - (1983) Drafted in the third round of the NBA draft by the Cleveland Cavaliers. Is currently a pharmaceutical sales representative in Lexington.

Jim Howe - (1950) Vice-president of sales for a Cincinnati company.

Lee Huber - (1941) Former All-American, retired to Orlando, Fla. and passed away in September 2005.

Lowell T. Hughes - (1959) Retired Ashland attorney and member of General Assembly now living in Ocala, Fla.

Harry Hurd - (1962) Currently president and founder of an engineering research company in Raleigh, N.C.

Harold Hurst - (1956) Is now a real estate agent and broker in Stanton, Ky.

Charles Hurt - (1983) Drafted in the sixth round of the NBA draft by the Milwaukee Bucks. Is currently serving in the armed forces.

Charles Ishmael - (1964) Retired from coaching at Montgomery County (Ky.) High School and living in Mt. Sterling, Ky.

Dan Issel - (1970) Enjoyed a successful pro career playing for the Kentucky Colonels of the old ABA and with the Denver Nuggets. Most recently, he coached and served as general manager of the Nuggets.

Thad Jaracz - (1968) Retired Air Force Lieutenant Colonel and lives in LaGrange, Ky.

Cedric Jenkins - (1981) A banker in Lexington.

Ned Jennings - (1963) Employed by the Lexington-Fayette Urban County Government.

Larry Johnson - (1977) Drafted in the second round of the NBA draft by the Buffalo Braves (now the Los Angeles Clippers) and played one season with the Braves. After a career as a player/coach in a professional league in Japan, he's employed by UPS.

Phil Johnson - (1959) Works as an executive for a grocery chain in Louisville.

Wallace "Wah Wah" Jones - (1949) This member of the "Fabulous Five" currently owns Bluegrass Charters.

Ron Kennett - (1964) Currently a teacher in Georgia.

Stan Key - (1972) Currently the Director of the UK Alumni Association.

Tommy Kron - (1966) Businessman in Louisville, Ky.

Roger Layne - (1951) Businessman in McKamie, Ark.

James Lee - (1978) Drafted in the second round of the NBA by the Seattle Superonics. After a journey in the pro leagues, is currently working as a mortgage broker in Lexington.

Ken Lehkamp - (1957) Retired as a teacher and head baseball coach at Highlands High School in Ft. Thomas, Ky.

Jim LeMaster - (1968) President of Anthem Blue Cross/Blue Shield in Lexington and President of the UK Basketball Museum.

Preston LeMaster - (2006) Finishing his undergrad work while also serving as asst. basketball coach at his high school alma mater, Bourbon Co. High School.

Larry Lentz - (1966) Currently a pharmacist in Lexington.

Garland Lewis - (1936) A retired teacher/coach in Lagunda Hills, Calif.

Billy Ray Lickert - (1961) Retired treasurer of Mason and Hanger-Silas Mason Co. in Lexington.

Jim Line - (1950) Currently an oil company executive in Russell, Kan.

Shelby Linville - (1952) Currently a pastor in Middleton, Ohio.

Steve Lochmueller - (1975) President and CEO of Somerset Houseboats.

Rob Lock - (1988) Drafted in the third round by the L.A. Clippers. Signed with a professional team in Italy. Played the last half of the 1988-89 season with the Clippers. Now operates a charter bi-plane company.

Ronnie Lyons - (1974) Is currently employed by LexMark in Lexington.

Kyle Macy - (1980) Played seven seasons in the NBA with Phoenix, Chicago and Indiana. After four seasons with the UK basketball broadcast team, he served as the head basketball coach at Morehead State for nine years.

Jamaal Magloire - (2000) The 19th pick of the NBA draft by the Charlotte Hornets. Currently playing for the Dallas Mavericks.

Jamal Mashburn - (1993) Picked fourth overall by Dallas Mavericks in 1993 NBA draft. Donated \$500,000 to establish scholarship program at UK. Owns an auto dealership in Lexington and is currently a host on ESPN's NBA show Fastbreak.

Jim Master - (1984) Drafted in the sixth round of the NBA draft by the Atlanta Hawks. Is currently working as a financial advisor for Hilliard & Lyons in Lexington.

James Mathewson - (1942) Retired. Now living in Richmond, Ind.

Walter McCarty - (1996) A first-round selection in the 1996 NBA Draft by the New York Knicks. Currently serving as an assistant coach at Louisville.

Bob McCowan - (1972) Owns a sports fishing company in Honolulu.

Jim McDonald - (1962) CEO of a billion dollar cable equipment company in Atlanta.

Troy McKinley - (1985) Now a police officer with the

Lexington-Fayette Urban County Government.

Ron Mercer - (1997) Was the sixth pick in the 1997 NBA Draft by the Boston Celtics. Made first-team All-Rookie team in 1998. Played in 2004-05 for New Jersey. Recently retired.

Derrick Miller - (1990) Recently earned his social work degree on the Cawood Ledford Scholarship Fund.

Cameron Mills - (1998) Is working in the Christian ministry. Also started a "Filthy Rags" clothing line.

Don Mills - (1960) State Farm Insurance agent in Richmond, Ky.

Ray Mills - (1957) Is a retired teacher. Resides in Monticello, Ky.

Terry Mills - (1971) Currently an agent and unit manager with Massachusetts Mutual Life Insurance in Lexington.

Dirk Minniefield - (1983) Works for the NBA Players' Association in New York.

Terry Mobley - (1965) Is the Vice President for Institutional Advancement at UK. Served as UK's Interim Athletics Director for five months in 2002.

Nazr Mohammed - (1998) Was the last pick of the first round in the NBA Draft by Utah. Signed a multi-year contract with the Atlanta Hawks in 2001. Helped San Antonio to the 2005 NBA Championship after joining the Spurs mid-season. Currently playing with the Charlotte Bobcats. Calls Lexington home in the off-season.

Read Morgan - (1951) An actor in California.

Randolph Morris - (2007) - Signed as a free agent

with the New York Knicks at the conclusion of the 2007 season.

Cotton Nash - (1964) Owns a real estate and investment company in Lexington.

Alonzo Nelson - (1945) Is a retired employee development specialist with the Lexington Bluegrass Army Depot.

Roger Newman - (1961) Engineer in Lake Forest, Ill.

C.M. Newton - (1952) A successful coach with more than 500 victories; retired in June 2000 as UK Athletics Director. Enshrined in the National Basketball Hall of Fame in the Class of 2000. Working as a consultant with the NCAA, SEC, and USA Basketball.

Paul Noel - (1943) Played three years with the New York Knicks. Retired wholesale drug salesman who served two years as mayor of Versailles, Ky.

Scott Padgett - (1999) A first-round pick by the Utah Jazz in the '99 NBA Draft.

Tom Parker - (1972) Now a special education teacher at Dunbar High School in Lexington.

Dick Parsons - (1961) Spent several years as an assistant basketball coach at the University of Kentucky. Retired in 1999 as the director of planned giving at UK.

John Pelphrey - (1992) Played professionally in France. Was an assistant at Oklahoma State, Marshall, and Florida. Currently head coach at Arkansas.

Doug Pendergraft - (1962) Educator in Danville, Ky.

Bobby Perry - (2007) Working in business in Lexington

Mike Phillips - (1978) Drafted in the second round of the NBA draft by the Seattle

Supersonics. Currently owns a home health business in Madisonville.

Randy Poole - (1969) Businessman in Winchester, Tenn.

Mark Pope - (1996) A 10-year NBA veteran, he is currently in medical school at Columbia

Tommy Porter - (1968) Is currently a dentist in Hopkinsville, Ky.

Mike Pratt - (1970) Played in the old ABA for the Kentucky Colonels. Coached UNC Charlotte and served as an assistant for the Charlotte Hornets. Currently a Louisville businessman and member of the UK Radio Network.

Dwight Price - (1951) Is now retired from the Fayette County School System in Lexington.

Jared Prickett - (1997) Currently playing pro basketball overseas.

Tayshaun Prince - (2002) The 23rd pick in the '02 NBA Draft by the Detroit Pistons, where he was an important part of the Pistons NBA title run in 2004.

Larry Pursiful - (1962) Currently the minister of outreach for the Westport Road Baptist Church in Louisville.

Linville Puckett - (1956) Employed by the Dept. of Transportation in Frankfort, Ky.

Frank Ramsey - (1954) Played 10 years with the NBA's Boston Celtics. Currently president of Dixon Bank in Dixon, Ky.

Lloyd Ramsey - (1942) Now a doctor in Nashville, Tenn.

Andre Riddick - (1995) After one year of pro basketball in Japan, playing professionally in Europe.

Pat Riley - (1967)

Drafted in the first round by San Diego. Coached the L.A. Lakers to four NBA titles. Served as an NBC broadcaster for one season before returning to coaching with the New York Knicks. Is now the president of the Miami Heat, who he led to the 2006 NBA title. Member of the 2008 class inducted into the Basketball Hall of Fame.

Roy Roberts - (1963)

Operates Nunnally Farms in Monroe, Ga.

Louis Robertson -

(1942) Retired insurance man in Muncie, Ind.

Rick Robey - (1978)

Drafted in the first round of the NBA draft by the Indiana Pacers. Currently in private business in Louisville.

Alford Robinson -

(1959) Is in private business in Lexington.

Kenny Rollins - (1948)

This member of the "Fabulous Five" is now retired from a national container company and living in Florida.

Rajon Rondo - (2006)

Picked 21st in the 2006 NBA draft by the Phoenix Suns and was then traded to the Boston Celtics. Was the starting point guard on the Celtics' 2008 NBA Championship squad.

Gayle Rose - (1955) Is

semi-retired after selling his pharmacy operation in Olive Hill, Ky.

Harold Ross - (1958)

Is a retired high school principal in Elkton, Ky.

Layton Rouse - (1940)

Is a retired dentist in Carrollton, Ky.

Willie Rouse - (1954)

Retired president of First Security Bank and Trust Co., in Lexington. Currently involved with his son in private business.

Herky Rupp - (1961)

Retired cattleman, resides in Lexington.

Evan Settle - (1934)

Retired basketball, baseball, and golf coach at Shelbyville High School.

Jeff Sheppard - (1998)

After playing the 1999 season with the Atlanta Hawks, played professionally in Italy. Now living in London, Ky., and operating an apparel company. Married former UK women's basketball player Stacey Reed.

Jay Shidler - (1978)

Drafted by the Chicago Bulls. Is now in the service industry in Lexington.

Adrian Smith - (1958)

Gold medal winner in 1960 Olympic Games. NBA All-Star Game MVP in 1966. Works in the banking industry in Cincinnati.

G.J. Smith - (1975) Is

currently Athletics Director at South Laurel High School in London, Ky.

Saul Smith - (2001)

Member of the 1998 NCAA Champions, enjoyed a two-year career in the NBDL. Now an assistant coach at Minnesota.

William Smith - (1958)

Member of 1958 national championship team. Retired and living in Northern Kentucky.

Larry Stamper - (1973)

Is currently teaching at Morgan County High School in West Liberty, Ky.

Larry Steele - (1971)

After outstanding pro career with the Portland Trail Blazers, served as coach of Portland City College. Now President of Hoops, Inc. in Portland.

Tim Stephens - (1978)

Currently a high school teacher and coach in McCreary County.

Gene Stewart - (1967) Is

currently an attorney in Brookville, Ind.

Brandon Stockton -

(2006) Currently pursuing a pro career.

John Stough - (1949)

Currently Senior V.P. for Neace Lunkens in Louisville.

Guy Strong - (1950)

Coached basketball at high school and collegiate levels. Served as principal at George Rogers Clark High School in Winchester. Retired from coaching in 2001, but still serves as Director of Pupil Personnel for Clark County Schools.

Bill Sturgill - (1946)

Eastern Kentucky coal operator and Lexington businessman.

Todd Svoboda - (1993)

Now living in Winchester and employed at Lexmark.

Henry Thomas - (1993)

Currently a pharmaceutical sales representative in Lexington, Ky.

Garland Townes -

(1950) A retired businessman and radio personality living in Hazard, Ky.

Lou Tsiropoulos -

(1954) Retired principal of Jefferson County High School in Louisville currently living in Florida

Wayne Turner - (1999)

Played with the Harlem Globetrotters. Finished the 2002 season in Australia's NBL.

Melvin Turpin - (1984)

Drafted in the first round of the NBA Draft by the Washington Bullets, then traded to the Cleveland Cavaliers. Is currently living in Lexington.

Chuck Verderber -

(1982) Drafted in the second round of the NBA draft by the Chicago Bulls. Is now practicing dentistry in Vermont.

Antoine Walker -

(1996) Picked sixth in the 1996 NBA Draft by the Boston Celtics and was selected an NBA All-Star in 1998. Was traded to Miami prior to the 2005-06 season and helped lead the Heat to their first NBA Championship. Currently playing for Memphis Grizzlies.

Kenny Walker - (1986)

First round draft pick by New York Knicks where he played five seasons with the Knicks. NBA's slam dunk champion in 1993. Lives in Lexington.

Reggie Warford -

(1976) After serving as an assistant basketball coach at Long Beach State, is now living in Pittsburgh.

Bobby Watson -

(1952) Coached Owensboro High to state basketball titles in 1972 and '80. Now a real estate agent in Owensboro.

Clint Wheeler - (1971)

Currently a pharmaceutical sales representative.

Walt Whittaker -

(1950) Currently a bank executive in Wilmington, Del.

Waller White - (1942)

Retired marketer for the Gulf Oil Co. (now BP).

LaVon Williams -

(1980) Drafted in the fifth round of the NBA draft by the Cleveland Cavaliers. Played one year of professional basketball in Italy. Currently living in Lexington, practicing his art and working at Morton Middle School.

Sean Woods - (1992)

Head coach at Mississippi Valley State.

Rudy Yessin - (1944)


Currently an attorney at law, residing in Florida.

Todd Ziegler - (1986) Is

now a bank officer in Lexington.

WILDCATS IN THE NBA

Former Wildcat
Rajon Rondo
helped lead the
Boston Celtics to
the 2008 NBA
Championship.



The following listing contains Kentucky players who have been on the roster of an NBA [and ABA] team through the 2007-08 season.

ANDERSON, Derek – Cleveland Cavaliers (1998-99), Los Angeles Clippers (2000), San Antonio Spurs (2001), Portland Trail Blazers (2002-05), Houston Rockets (2006), Miami Heat (2006), Charlotte Bobcats (2007-08)
AZUBUIKE, Kelenna – Golden State Warriors (2007-08)

BARKER, Cliff – Indianapolis Olympians (1950-52)
BEARD, Ralph – Indianapolis Olympians (1950-51)
BENNETT, Winston – Cleveland Cavaliers (1990-92), Miami Heat (1992)
BIRD, Jerry – New York Knicks (1959)
BOGANS, Keith – Orlando Magic (2004), Charlotte Bobcats (2005-06), Houston Rockets (2006), Orlando Magic (2007-08)
BOWIE, Sam – Portland Trail Blazers (1985-89), New Jersey Nets (1990-93), Los Angeles Lakers (1994-95)
BURROW, Bob – Rochester Royals (1957), Minneapolis Lakers (1958)

CHAPMAN, Rex – Charlotte Hornets (1989-92), Washington Bullets (1992-95), Miami Heat (1996), Phoenix Suns (1997-2000)
CLUGGISH, Bob – New York Knicks (1947)
CONLEY, Larry – Kentucky Colonels [ABA] (1968)
CONNER, Jimmy Dan – Kentucky Colonels [ABA] (1976)
COX, Johnny – Chicago Zephyrs (1963)

DAMPIER, Louie – Kentucky Colonels [ABA] (1968-76), San Antonio Spurs (1977-79)
DANIELS, Erik – Sacramento Kings (2005)
DELK, Tony – Charlotte Hornets (1997-98), Golden State Warriors (1998-99), Sacramento Kings (2000), Phoenix Suns (2000-01), Boston Celtics (2002-03), Dallas Mavericks (2004), Atlanta Hawks (2005-06), Detroit Pistons (2006)

FEIGENBAUM, George – Baltimore Bullets (1950), Milwaukee Hawks (1953)
 FITCH, Gerald – Miami Heat (2006)
 FLYNN, Mike – Indiana Pacers (1976-78) [ABA in 1976]

GIVENS, Jack – Atlanta Hawks (1979-80)
 GREVEY, Kevin – Washington Bullets (1976-83), Milwaukee Bucks (1984-85)
 GROZA, Alex – Indianapolis Olympians (1950-51)

HAGAN, Cliff – St. Louis Hawks (1957-66), Dallas Chaparrals [ABA] (1968-70)
 HANSON, Reggie – Boston Celtics (1998)
 HATTON, Vernon – Cincinnati Royals (1959), Philadelphia Warriors (1959-61), St. Louis Hawks (1962)
HAYES, Chuck – Houston Rockets (2005-08)
 HOLLAND, Joe – Indianapolis Olympians (1950-52)

ISSEL, Dan – Kentucky Colonels [ABA] (1971-75), Denver Nuggets (1976-85) [ABA in 1976]

JOHNSON, Larry – Buffalo Braves (1978)
 JONES, Wah Wah – Indianapolis Olympians (1950-52)

KRON, Tommy – St. Louis Hawks (1967), Seattle Supersonics (1968-69), Kentucky Colonels [ABA] (1970)

LOCK, Rob – Los Angeles Clippers (1989)

MACY, Kyle – Phoenix Suns (1981-85), Chicago Bulls (1986), Indiana Pacers (1987)
MAGLOIRE, Jamaal – Charlotte/New Orleans Hornets (2001-05), Milwaukee Bucks (2006), Portland Trailblazers (2007), Dallas Mavericks (2008)
 MASHBURN, Jamal – Dallas Mavericks (1994-97), Miami Heat (1997-2000), Charlotte/New Orleans Hornets (2001-04)
 McCARTY, Walter – New York Knicks (1997), Boston Celtics (1998-2005), Phoenix Suns (2005), Los Angeles Clippers (2006)
 MERCER, Ron – Boston Celtics (1998-99), Denver Nuggets (2000), Orlando Magic (2000), Chicago Bulls (2001-02), Indiana Pacers (2002-03), San Antonio Spurs (2004), New Jersey Nets (2005)
 MINNIEFIELD, Dirk – Cleveland Cavaliers (1986-87), Houston Rockets (1987), Golden State Warriors (1988), Boston Celtics (1988)
MOHAMMED, Nazr – Philadelphia 76ers (1999-2001), Atlanta Hawks (2001-04), New York Knicks (2004-05), San Antonio Spurs (2005-06), Detroit Pistons (2007), Charlotte Bobcats (2008)
MORRIS, Randolph – New York Knicks (2007-08)

NASH, Cotton – Los Angeles Lakers (1965), San Francisco Warriors (1965), Kentucky Colonels

[ABA] (1968)
 NOEL, Paul – New York Knicks (1948-50), Rochester Royals (1951-52)

PADGETT, Scott – Utah Jazz (2000-03), Houston Rockets (2004-05), New Jersey Nets (2006)
 PARKINSON, Jack – Indianapolis Olympians (1950)
 PAYNE, Tom – Atlanta Hawks (1972)
 POPE, Mark – Indiana Pacers (1998-99), Milwaukee Bucks (2001-02), Denver Nuggets (2004-05)
 PRATT, Mike – Kentucky Colonels [ABA] (1971-72)
PRINCE, Tayshaun – Detroit Pistons (2003-08)

RAMSEY, Frank – Boston Celtics (1955-64)
 RILEY, Pat – San Diego Rockets (1968-70), Los Angeles Lakers (1971-76), Phoenix Suns (1976)
 ROBEY, Rick – Indiana Pacers (1979), Boston Celtics (1979-83), Phoenix Suns (1984-86)
 ROLLINS, Kenny – Chicago Stags (1949-50), Boston Celtics (1953)
RONDO, Rajon – Boston Celtics (2007-08)

SHEPPARD, Jeff – Atlanta Hawks (1999)
 SMITH, Adrian – Cincinnati Royals (1962-70), San Francisco Warriors (1970-71), Virginia Squires [ABA] (1972)
 STEELE, Larry – Portland Trail Blazers (1972-80)

TINGLE, Jack – Washington Capitols (1948), Minneapolis Lakers (1949)
 TSIOROPOULOS, Lou – Boston Celtics (1957-59)
 TURNER, Wayne – Boston Celtics (2000)
 TURPIN, Melvin – Cleveland Cavaliers (1985-87), Utah Jazz (1988), Washington Bullets (1990)

WALKER, Antoine – Boston Celtics (1997-2003, 2005), Dallas Mavericks (2004), Atlanta Hawks (2005), Miami Heat (2006-07), Minneapolis Timberwolves (2008)
 WALKER, Kenny – New York Knicks (1987-91), Washington Bullets (1994-95)
 WATSON, Bobby – Milwaukee Hawks (1955)
 WHITAKER, Lucian – Boston Celtics (1955)

Wildcat NBA Champions

NOEL, Paul – Rochester Royals (1951)
 TSIOROPOULOS, Lou – Boston Celtics (1957, '59)
 RAMSEY, Frank – Boston Celtics (1957, '59, '60-'64)
 HAGAN, Cliff – St. Louis Hawks (1958)
 RILEY, Pat – Los Angeles Laker (1972; Coach - 1982, '85, '87, '88); Miami Heat (2006)
 STEELE, Larry – Portland Trailblazers (1977)
 GREVEY, Kevin – Washington Bullets (1978)
 ROBEY, Rick – Boston Celtics (1981)
 PRINCE, Tayshaun – Detroit Pistons (2004)
 MOHAMMED, Nazr – San Antonio Spurs (2005)
 ANDERSON, Derek – Miami Heat (2006)
 WALKER, Antoine – Miami Heat (2006)
 RONDO, Rajon – Boston Celtics (2008)

KENTUCKY IN THE NBA DRAFT

Year	Rnd	Pick	Name	Team
1947			Jack Tingle	Washington Capitols
1948			Joe Holland	Baltimore Bullets
			Jack Parkinson	Washington Capitols
			Kenny Rollins	Fort Wayne Pistons
1949			Cliff Barker	Indianapolis Olympians
			Ralph Beard	Chicago Stags
			Alex Groza	Indianapolis Olympians
			Wah Wah Jones	Washington Capitols
1950			Dale Barnstable	Boston Celtics
			Jim Line	Indianapolis Olympians
1952			Bobby Watson	Milwaukee Hawks
			Lucian Whitaker	Indianapolis Olympians
1953			Cliff Hagan	Boston Celtics
			Frank Ramsey	Boston Celtics
			Lou Tsioropoulos	Boston Celtics
1955	5	34	Bill Evans	Rochester Royals
1956			Jerry Bird	Minneapolis Lakers
			Bob Burrow	Rochester Royals
			Phil Grawemeyer	Minneapolis Lakers
1957	10	73	Jerry Calvert	Philadelphia Warriors
1958	2	10	Vernon Hatton	Cincinnati Royals
	4	37	Johnny Cox	New York Knicks
	15	86	Adrian Smith	Cincinnati Royals
1959	4	30	Johnny Cox	New York Knicks
1960	4	32	Sid Cohen	Boston Celtics
	6	48	George Newman	Boston Celtics
	7	53	Bennie Coffman	Syracuse Nationals
	18	92	Don Mills	Cincinnati Royals
1961	5	45	Billy Ray Lickert	Los Angeles Lakers
	5	64	Roger Newman	Syracuse Nationals
	13	102	Ned Jennings	New York Knicks
1962	8	61	Larry Pursiful	Chicago Zephyrs
1964	2	12	Cotton Nash	Los Angeles Lakers
1966	3	24	Tommy Kron	St. Louis Hawks
1967	1	7	Pat Riley	San Diego Rockets
	4	38	Louie Dampier	Cincinnati Royals
1968	5	60	Thad Jaracz	Boston Celtics
	9	119	Cliff Berger	Milwaukee Bucks
1969	10	139	Phil Argento	Los Angeles Lakers
1970	8	122	Dan Issel	Detroit Pistons
	8	130	Mike Casey	Chicago Bulls
1971	3	37	Larry Steele	Portland Trail Blazers
	10	163	Jim Dinwiddie	Philadelphia 76ers
1972	6	83	Tom Parker	Cleveland Cavaliers
	10	146	Kent Hollenbeck	Detroit Pistons
1973	7	107	Jim Andrews	Seattle Supersonics
1975	1	18	Kevin Grevey	Washington Bullets
	2	36	Jimmy Dan Conner	Phoenix Suns
	3	49	Bob Guyette	K.C.-Omaha Kings
	7	113	Mike Flynn	Philadelphia 76ers
1977	2	24	Larry Johnson	Buffalo Braves
1978	1	3	Rick Robey	Indiana Pacers
	1	16	Jack Givens	Atlanta Hawks
	2	39	James Lee	Seattle Supersonics
	3	45	Mike Phillips	New Jersey Nets
1979	1	22	Kyle Macy	Phoenix Suns
	6	111	Truman Clayton	Detroit Pistons
1980	5	101	LaVon Williams	Cleveland Cavaliers
	9	183	Jay Shidler	Chicago Bulls
1981	6	127	Fred Cowan	Houston Rockets

1982	7	145	Chuck Verderber	Chicago Bulls
1983	2	33	Dirk Minniefield	Dallas Mavericks
	3	67	Derrick Hord	Cleveland Cavaliers
	6	134	Charles Hurt	Milwaukee Bucks
1984	1	2	Sam Bowie	Portland Trail Blazers
	1	6	Melvin Turpin	Washington Bullets
	4	81	Dickey Beal	Atlanta Hawks
	6	127	Jim Master	Atlanta Hawks
	8	163	Tom Heitz	Indiana Pacers
1986	1	5	Kenny Walker	New York Knicks
	5	115	Roger Harden	Los Angeles Lakers
1987	5	94	James Blackmon	New Jersey Nets
1988	1	8	Rex Chapman	Charlotte Hornets
	3	51	Rob Lock	Los Angeles Clippers
	3	60	Ed Davender	Washington Bullets
	3	64	Winston Bennett	Cleveland Cavaliers
1993	1	4	Jamal Mashburn	Dallas Mavericks
1994	2	31	Rodney Dent	Orlando Magic
1996	1	6	Antoine Walker	Boston Celtics
	1	16	Tony Delk	Charlotte Hornets
	1	19	Walter McCarty	New York Knicks
	2	52	Mark Pope	Indiana Pacers
1997	1	6	Ron Mercer	Boston Celtics
	1	13	Derek Anderson	Cleveland Cavaliers
1998	1	29	Nazr Mohammed	Utah Jazz
1999	1	28	Scott Padgett	Utah Jazz
2000	1	19	Jamaal Magloire	Charlotte Hornets
2002	1	23	Tayshaun Prince	Detroit Pistons
2003	2	43	Keith Bogans	Milwaukee Bucks
2006	1	21	Rajon Rondo	Phoenix Suns
2008	2	58	Joe Crawford	Los Angeles Lakers



Antoine Walker is congratulated by NBA commissioner David Stern after being selected by the Boston Celtics as the sixth pick in the 1996 NBA draft. Walker was one of three Wildcats drafted in the first round that year.

RETIRED JERSEYS

As the videotape rolls through the 103-year history of the Kentucky basketball program, the highlights are numerous.

Seven national championships... numerous Southeastern Conference titles... last second shots... the trophies... the netcutting... victory upon victory. The pictures and images continue to roll.

Year-after-year, the Wildcats have defended national championships and produced a host of All-Americans. The UK program also has stocked the NBA with top young talent.

But the ultimate honor for a Wildcat player or coach is to have his jersey retired. Through the years, 42 former players, coaches and contributors have received this recognition.

According to former UK sports information director Russell Rice, the first jersey to be retired was Layton "Mickey" Rouse, an All-Southeastern Conference guard who captained the 1940 UK squad. At the annual banquet following the season, Coach Adolph Rupp surprised Rouse when he presented him his entire uniform.

Following the 1949 season, Rupp honored the four seniors from the back-to-back national championship teams — Cliff Barker, Ralph

Beard, Alex Groza and Wallace "Wah, Wah" Jones, along with 1948 team captain Kenny Rollins — by retiring their jerseys and stating that their numbers would never be worn again by a Kentucky player. It was then that they were tagged "the Fabulous Five" after Rupp made mention there would never be another team that "fabulous."

However, with the streamlining of jersey numbers by the NCAA, the jerseys are retired but the numbers remain active.

Two contributors have been selected for the basketball program's highest honor, including the late Cawood Ledford, the radio "Voice of the Wildcats" for 39 years. In 1997, Bill Keightley, the lovable and dedicated equipment manager known as "Mr. Wildcat," also was selected. And the great coaches have been honored as well — Rupp, Hall and Pitino.

Each selection has been presented with a framed jersey and a banner proudly hung from the Rupp Arena rafters.

And as the film clip continues, there's sure to be a sequel in the works.



The late Bill Keightley is one of two non-player/coaches to receive the highest honor as having a jersey retired in Rupp's rafters.

IN RECOGNITION OF OUTSTANDING CONTRIBUTIONS TO THE UNIVERSITY OF KENTUCKY BASKETBALL PROGRAM, THE UK ATHLETICS DEPARTMENT HAS RETIRED JERSEYS HONORING THE FOLLOWING:



Basil Hayden
1920-21-22



56 - Burgess Carey
1925-26



Carey Spicer
1929-30-31



Adolph Rupp
Head Coach -
1931-72



Forest "Aggie" Sale
1931-32-33



7 - John "Franchy" DeMoisey
1932-33-34



4 - Layton "Mickey" Rouse
1938-39-40



★26 - Kenny Rollins
1943-47-48



★15 - Alex Groza
1945-47-48-49



★12 - Ralph Beard
1946-47-48-49



★27 - Wallace Jones
1946-47-48-49



★22 - Cliff Barker
1947-48-49



77 - Bill Spivey
1950-51



★30 - Frank Ramsey
1951-52-54



★6 - Cliff Hagan
1951-52-54



★16 - Lou Tsiropoulos
1951-52-54



★42 - Billy Evans
1952-54-55



★20 - Gayle Rose
1952-54-55



Cawood Ledford
"Voice of the Wildcats"
1953-92



★22 - Jerry Bird
1954-55-56



★44 - Phil Grawemeyer
1954-55-56



50 - Bob Burrow
1955-56



52 - Vernon Hatton
1956-57-58



24 - Johnny Cox
1957-58-59



Bill Keightley
"Mr. Wildcat"
Equipment Manager
1962-2008




44 - Cotton Nash
1962-63-64



10 - Louie Dampier
1965-66-67



42 - Pat Riley
1965-66-67



44 - Dan Issel
1968-69-70
UK's All-Time Leading Scorer



Coach Joe B. Hall
Head Coach -
1973-85




35 - Kevin Grevey
1973-74-75



21 - Jack Givens
1975-76-77-78




53 - Rick Robey
1975-76-77-78



4 - Kyle Macy
1978-79-80



31-Sam Bowie
1980-81, 84



34 - Kenny Walker
1983-84-85-86



32 - Richie Farmer
1989-90-91-92




12 - Deron Feldhaus
1989-90-91-92



34 - John Pelphrey
1989-90-91-92



11 - Sean Woods
1990-91-92



24 - Jamal Mashburn
1991-92-93



Rick Pitino
Head Coach -
1990-97

★Member of "The Fabulous Five," 1948 National Champions & Olympic Gold Medalists *Member of 1954 Undeclared National Champions



Kyle Macy, a two-time All-American, joined the list of distinguished lettermen when his jersey was retired.

ALL-AMERICANS

A total of 46 Wildcats have earned All-America honors. Of those players, 15 were named consensus first-team All-America 20 times, the most of any Division I program. The following is a chronological listing of all 46 UK basketball players who have been named to various All-America teams, beginning with forward Basil Hayden in 1921. The NCAA currently utilizes *The Sporting News*, The Associated Press, the NABC and the U.S. Basketball Writers Association.

Player	Year	Selection Board or Panel
Basil Hayden	1921	HF
Burgess Carey	1925	HF
Carey Spicer	1929	HF
	1931	HF
Paul McBrayer	1930	HF
Forest Sale	1932•	HF, Cv, CH-1st
	1933•	HF, Cv, CH-1st
Ellis Johnson	1933	HF
John DeMoisey	1934	HF
William Davis	1934	Cv-3rd
LeRoy Edwards	1935•	HF, Cv-2nd
Bernard Oppen	1939••	Cv-1st
Lee Huber	1941	HF
Bob Brannum	1944•	HF, SN-1st, Cv-2nd, Pic-2nd
Wilber Schu	1945	DD-2nd
Jack Parkinson	1946••	HF, Cv-1st, Tru-3rd
Jack Tingle	1946	Cv-3rd
	1947	Tru-2nd, NABC-2nd
Ralph Beard	1947•	HF-1st, Cv-1st, Tru-1st, NABC-1st
	1948•	AP-1st, HF-1st, Cv-1st, Tru-1st, NABC-1st
	1949•	AP-1st, UPI-1st, Lk-2nd, Col-1st, Cv-2nd, HF-1st, SN-3rd, NABC-1st
Alex Groza	1947•	HF-2nd, Cv-2nd, Tru-1st, NABC-1st
	1948••	AP-2nd, HF-2nd, Cv-1st, Tru-2nd, NABC-2nd
	1949•	AP-1st, UPI-1st, Lk-1st, Cv-1st, HF-1st, SN-1st
Wah Wah Jones	1947	HF-2nd, Cv-2nd
	1948	Cv-3rd, Tru-3rd
	1949••	AP-2nd, UPI-1st, Cv-1st, SN-2nd
Jim Line	1950	UPI-3rd
Bill Spivey	1950	AP-3rd, UPI-3rd, HF, 3rd
	1951•	AP-1st, UPI-1st, Lk-1st, INS, Col-1st, Cv-1st, HF-1st, SN-1st
Frank Ramsey	1951	AP-3rd, UPI-3rd, Cv-3rd, SN-2nd
	1952	AP-2nd, UPI-2nd, Cv-1st, HF-2nd, Ath-1st
	1954••	AP-2nd, UPI-2nd, Lk-1st, INS-2nd, Cv-1st, HF-2nd, Trm-2nd, NABC-2nd
Cliff Hagan	1952•	AP-1st, UPI-1st, Col-1st, Cv-2nd, HF-1st, Ath-1st
	1954•	AP-1st, UPI-1st, Lk-2nd, INS-1st, NE-1st, Col-1st, Cv-2nd, HF-1st,

		Trm-2nd, NABC-1st
Robert Watson	1952	Ath-3rd
Bob Burrow	1955	AP-3rd, HF-2nd
	1956••	AP-3rd, UPI-3rd, Lk-1st, NE-2nd, Col-2nd, Cv-2nd, HF-2nd, NABC-1st
Johnny Cox	1957	UPI-3rd, HF-3rd
	1959•	AP-1st, UPI-2nd, Lk-1st, NE-2nd, Cv-1st, HF-1st, SN-2nd, NABC-1st
Vernon Hatton	1958	Cv-1st, HF-1st
Billy Ray Lickert	1961	HF-2nd
Cotton Nash	1962••	AP-2nd, UPI-2nd, NABC-3rd, Lk-1st, Cv-2nd, HF-1st, SN-2nd, CA-1st
	1963••	AP-2nd, NABC-2nd, BW-1st, UPI-2nd, Lk-2nd, Cv-2nd, HF
	1964•	AP-1st, NABC-1st, BW-1st, UPI-1st, SN-2nd, Cv-1st, HF
Louie Dampier	1966••	AP-1st, NABC-2nd, UPI-2nd, Cv-1st, HF
	1967••	AP-2nd, NABC-3rd, UPI-3rd, Cv-2nd, HF
Pat Riley	1966	AP-3rd, BW-1st, UPI-3rd, Cv-2nd, HF
Dan Issel	1969••	AP-2nd, NABC-2nd, BW-1st, UPI-3rd, SN-2nd, Cv-1st, HF
	1970•	AP-1st, NABC-1st, BW-1st, UPI-1st, SN-1st, Cv-1st, HF
Mike Pratt	1970	Cv-2nd
Kevin Grevey	1974	NABC-5th, HF
	1975••	AP-2nd, NABC-2nd, BW-1st, UPI-2nd, SN-2nd, Cv-2nd, HF
Jack Givens	1976	HF
	1977	NABC-4th, HF
	1978••	AP-2nd, NABC-2nd, BW-2nd, UPI-2nd, Cv-1st, WA-1st, HF
Rick Robey	1977	NABC-4th, Cv-1st
	1978••	AP-3rd, NABC-1st, UPI-2nd, SN-2nd, Cv-1st, WA-1st, HF
Kyle Macy	1978	UPI-3rd
	1979	NABC-3rd, Cv-2nd
	1980•	AP-1st, NABC-1st, BW-1st, UPI-1st, SN-1st, Cv-1st, WA-1st, HF
Sam Bowie	1981••	AP-3rd, NABC-2nd, BW-2nd, UPI-3rd, SN-2nd, Cv-1st, BT-2nd, HF
	1984	AP-2nd, SN-2nd
Melvin Turpin	1983	HF
	1984••	AP-3rd, NABC-2nd, BW-2nd, UPI-3rd, BT-3rd

Kenny Walker	1985**	AP-2nd, NABC-2nd, BW-2nd, UPI-2nd, BT-2nd, WA-1st
	1986*	AP-1st, NABC-1st, BW-1st, UPI-1st, SN-2nd, BT-1st, WA-1st
Rex Chapman	1988	NABC-3rd, BT-3rd
Jamal Mashburn	1992	BT-2nd
	1993*	AP-1st, NABC-1st, BW-1st, UPI-1st, SN-1st, BT-1st, WA-1st
Tony Delk	1996*	AP-2nd, NABC-2nd, BW-1st, UPI-1st, SN-2nd, BT-2nd, WA-1st

Ron Mercer	1997*	AP-1st, NABC-1st, BW-1st, SN-2nd, BT-2nd, WA-1st
Scott Padgett	1999	WA-1st
Tayshaun Prince	2001**	AP-2nd, NABC-3rd, BW-2nd, BT-2nd, WA-1st
	2002	AP-3rd, NABC-2nd
Keith Bogans	2003	AP-3rd, NABC-2nd, SN-3rd, BT-3rd

Key: * Consensus; **2nd Team Consensus; AP: Associated Press; AM: Argosy Magazine; Ath: Athletic Publications; BT: The Basketball Times; BW: U.S. Basketball Writers Association; CA: Coach and Athlete; CH: College Humor Magazine; Col: Colliers (Basketball Coaches); Cv: Converse Yearbook; DD: Don Dunphy; HF: Helms Foundation; INS: International News Service; Lk: Look Magazine; NABC: National Association of Basketball Coaches; NE: Newspaper Enterprises Assn.; Pic: Pic Magazine; SN: The Sporting News; Tm: Tempo; Tru: True Magazine; UPI: United Press International; WA: John R. Wooden Award



WILDCATS IN THE BASKETBALL HALL OF FAME
ENSHRINED IN SPRINGFIELD, MASS.



Adolph Rupp
Inducted 1969



Cliff Hagan
Inducted 1978



Frank Ramsey
Inducted 1982



Dan Issel
Inducted 1993



C.M. Newton
Inducted 2000



Pat Riley
Inducted 2008

AWARDS AND HONORS

INTERNATIONAL PLAY

OLYMPIC MEDAL WINNERS

(UK LEADS THE NATION WITH SEVEN GOLD MEDAL WINNERS)

PLAYERS

- 1948: Wallace Jones (Gold)
- Cliff Barker (Gold)
- Ralph Beard (Gold)
- Alex Groza (Gold)
- Kenny Rollins (Gold)
- 1956: Billy Evans (Gold)
- 1960: Adrian Smith (Gold)
- 1980: Sam Bowie* (Gold)
- 2008: Tayshaun Prince (Gold)

COACHES

- 1948: Adolph Rupp (Gold)
- 2000: Tubby Smith (Gold)

*United States boycotted the Moscow Games. Bowie awarded a medal by President Carter.

PAN AMERICA MEDAL WINNERS

- 1958: Billy Evans (Gold)
- 1959: Adrian Smith (Gold)
- 1975: Rick Robey (Gold)
- 1979: Kyle Macy (Gold)
- 1983: Jim Master (Gold)
- 1987: Rex Chapman (Silver)

TOURNAMENT OF AMERICAS MEDAL WINNER

- 2000: Tubby Smith (Gold)

SEC PLAYER OF THE YEAR

(SINCE 1965 FOR THE AP AND UPI POLLS, 1987 FOR THE COACHES POLL)

- 1966: Pat Riley (AP)
- 1972: Tom Parker (AP)
- 1973: Kevin Grevey* (AP)
- 1975: Kevin Grevey (AP)
- 1980: Kyle Macy (AP, UPI)
- 1985: Kenny Walker (AP, UPI)
- 1986: Kenny Walker (AP, UPI)
- 1993: Jamal Mashburn# (AP, Coaches)
- 1996: Tony Delk (AP, Coaches)
- 1997: Ron Mercer (AP, Coaches)
- 2001: Tayshaun Prince (AP, Coaches)
- 2003: Keith Bogans (Coaches)

* shared AP's honor with Alabama's Wendell Hudson.
shared AP's honor with Vanderbilt's Billy McCaffrey.

SEC DEFENSIVE PLAYER OF THE YEAR

- 2005: Chuck Hayes Coaches

SEC FRESHMAN OF THE YEAR

- 2008: Patrick Patterson* Coaches
- *shared honor with Florida's Nick Calathes

ALL-SEC

(FROM 1933-48, THE SEC ALL-TOURNAMENT TEAM SERVED AS THE ALL-SEC TEAM)

- 1949: Ralph Beard (1st AP)
- Alex Groza (1st AP)
- Wah Wah Jones (1st AP)
- Cliff Barker (2nd AP)
- Dale Barnstable (3rd AP)
- 1950: Jim Line (1st AP)
- Bill Spivey (1st AP)
- 1949: Ralph Beard (1st AP)
- Alex Groza (1st AP)
- Wah Wah Jones (1st AP)
- Cliff Barker (2nd AP)
- Dale Barnstable (3rd AP)
- 1950: Jim Line (1st AP)
- Bill Spivey (1st AP)
- Bill Spivey (1st AP)
- Walt Hirsch (2nd AP)
- 1951: Frank Ramsey (1st AP)
- Bill Spivey (1st AP)
- Bobby Watson (1st AP)
- Shelby Linville (2nd AP)
- 1952: Cliff Hagan (1st AP)
- Frank Ramsey (1st AP)
- Bobby Watson (1st AP)
- 1954: Cliff Hagan (1st AP)
- Frank Ramsey (1st AP)
- Lou Tsioropoulos (2nd AP)
- 1955: Bob Burrow (1st AP)
- Bill Evans (3rd AP)
- 1956: Bob Burrow (1st AP & Coaches)
- Jerry Bird (2nd AP & Coaches)
- 1957: Johnny Cox (1st AP & Coaches)
- Ed Beck (2nd AP)
- 1958: Johnny Cox (2nd AP/Coaches)
- Vernon Hatton (2nd AP/Coaches)
- 1959: Johnny Cox (1st AP/Coaches)
- Bill Lickert (3rd AP/Coaches)
- 1960: Bill Lickert (2nd AP/Coaches)
- Don Mills (2nd AP/Coaches)
- 1961: Bill Lickert (1st AP/Coaches)
- 1962: Cotton Nash (1st AP/Coaches)
- Larry Pursiful (1st AP/Coaches)
- Caroll Burchett (3rd AP)
- 1963: Cotton Nash (1st AP/Coaches)
- 1964: Cotton Nash (1st AP/Coaches)
- Ted Deeken (2nd AP/Coaches)
- Larry Conley (3rd AP)
- 1965: Louie Dampier (2nd AP & UPI/Coaches)
- Tommy Kron (3rd AP)

	Larry Conley (3rd UPI/Coaches)
1966:	Louie Dampier (1st AP & UPI/Coaches)
	Pat Riley (1st AP & UPI/Coaches)
	Thad Jaracz (2nd AP/3rd UPI)
	Larry Conley (HM AP/3rd UPI/Coaches)
	Tommy Kron (HM AP/3rd UPI)
1967:	Louie Dampier (1st AP & UPI/Coaches)
	Pat Riley (2nd AP & UPI/Coaches)
1968:	Mike Casey (1st AP & UPI/Coaches)
	Dan Issel (2nd AP & UPI/Coaches)
	Thad Jaracz (3rd UPI)
	Mike Pratt (HM AP)
1969:	Dan Issel (1st AP & UPI/Coaches)
	Mike Casey (2nd AP & UPI/Coaches)
	Mike Pratt (2nd AP & UPI/Coaches)
1970:	Dan Issel (1st AP & UPI/Coaches)
	Mike Pratt (1st AP & UPI/Coaches)
	Larry Steele (3rd UPI)
1971:	Tom Payne (1st AP/2nd UPI/Coaches)
	Mike Casey (2nd AP/1st UPI)
	Larry Steele (2nd AP/3rd UPI/Coaches)
	Tom Parker (2nd AP & UPI/Coaches)
	Kent Hollenbeck (3rd UPI)
1972:	Tom Parker (1st AP & UPI/Coaches)
	Jim Andrews (2nd AP/1st UPI/Coaches)
	Ronnie Lyons (3rd AP/2nd UPI)
1973:	Jim Andrews (1st AP & UPI/Coaches)
	Kevin Grevey (1st AP & UPI/Coaches)
	Jimmy Dan Conner (3rd AP)
1974:	Kevin Grevey (1st AP & UPI/Coaches)
1975:	Kevin Grevey (1st AP & UPI/Coaches)
	Jimmy Dan Conner (3rd AP & UPI)
	Rick Robey (3rd AP)
1976:	Jack Givens (2nd AP & UPI/Coaches)
	Mike Phillips (2nd AP & UPI)
1977:	Jack Givens (1st AP & UPI/Coaches)
	Rick Robey (1st AP & UPI/Coaches)
	Larry Johnson (3rd AP)
	Mike Phillips (3rd UPI)
1978:	Jack Givens (1st AP & UPI/Coaches)
	Rick Robey (1st AP & UPI/Coaches)
	Kyle Macy (1st AP/2nd UPI/Coaches)
	James Lee (3rd AP)
	Mike Phillips (3rd UPI)
1979:	Kyle Macy (1st AP & UPI/Coaches)
	Dwight Anderson (3rd AP)
1980:	Kyle Macy (1st AP & UPI/Coaches)
	Sam Bowie (2nd AP/3rd UPI/Coaches)
1981:	Sam Bowie (1st AP & UPI/Coaches)
	Dirk Minniefield (3rd AP & UPI)
1982:	Derrick Hord (1st AP/2nd UPI/Coaches)
	Dirk Minniefield (2nd AP & UPI)
	Jim Master (3rd UPI)
	Melvin Turpin (3rd UPI)
1983:	Melvin Turpin (1st AP & UPI/Coaches)
	Jim Master (3rd UPI)
	Melvin Turpin (3rd UPI)
	Kenny Walker (3rd AP)
1984:	Melvin Turpin (1st AP & UPI/Coaches)
	Kenny Walker (2nd AP/3rd UPI/Coaches)

	Sam Bowie (3rd AP/2nd UPI/Coaches)
1985:	Kenny Walker (1st AP & UPI/Coaches)
1986:	Kenny Walker (1st AP & UPI/Coaches)
	Winston Bennett (2nd AP & UPI/Coaches)
	Roger Harden (3rd AP & UPI)
1987:	Rex Chapman (2nd AP & UPI/Coaches)
	Ed Davender (3rd AP/2nd UPI)
1988:	Rex Chapman (1st AP & UPI/Coaches)
	Winston Bennett (2nd AP & UPI/Coaches)
	Ed Davender (3rd AP/2nd UPI)
1989:	LeRon Ellis (2nd AP & UPI)
	Chris Mills (3rd AP)
1990:	Reggie Hanson (2nd AP/3rd UPI)
	Derrick Miller (2nd AP & UPI/Coaches)
1991:	Reggie Hanson (2nd AP & UPI/Coaches)
	John Pelphrey (2nd AP/1st UPI/Coaches)
	Jamal Mashburn (3rd AP & UPI)
1992:	Jamal Mashburn (1st AP/Coaches)
1993:	Jamal Mashburn (1st AP & Coaches)
	Travis Ford (2nd AP/1st Coaches)
1994:	Travis Ford (2nd AP & Coaches)
	Tony Delk (3rd AP/2nd Coaches)
	Rodrick Rhodes (3rd AP & Coaches)
1995:	Tony Delk (1st AP & Coaches)
	Rodrick Rhodes (3rd AP/2nd Coaches)
	Walter McCarty (3rd AP)
1996:	Tony Delk (1st AP & Coaches)
	Antoine Walker (1st AP & Coaches)
	Walter McCarty (3rd AP/2nd Coaches)
1997:	Ron Mercer (1st AP & Coaches)
	Derek Anderson (3rd AP/2nd Coaches)
	Anthony Epps (3rd Coaches)
1998:	Nazr Mohammed (1st AP & Coaches)
	Scott Padgett (3rd AP/2nd Coaches)
	Jeff Sheppard (3rd AP)
1999:	Scott Padgett (2nd AP/1st Coaches)
	Wayne Turner (3rd Coaches)
2000:	Jamaal Magloire (1st AP & Coaches)
	Tayshaun Prince (2nd Coaches)
2001:	Tayshaun Prince (1st AP & Coaches)
	Keith Bogans (2nd AP & Coaches)
2002:	Tayshaun Prince (1st AP & Coaches)
2003:	Keith Bogans (1st AP & Coaches)
	Marquis Estill (2nd AP & Coaches)
2004:	Erik Daniels (2nd AP/1st Coaches)
	Gerald Fitch (2nd AP/1st Coaches)
	Chuck Hayes (3rd AP/2nd Coaches)
	Cliff Hawkins (3rd AP)
2005:	Kelenna Azubuike (2nd AP & Coaches)
	Chuck Hayes (1st AP & Coaches)
	Patrick Sparks (1st AP/2nd Coaches)
2006:	Rajon Rondo (3rd AP/2nd Coaches)
	Randolph Morris (3rd AP)
2007:	Randolph Morris (1st Coaches)
2008:	Ramel Bradley (2nd AP/1st Coaches)
	Joe Crawford (2nd Coaches)
	Patrick Patterson (2nd AP/2nd Coaches)

SEC ALL-FRESHMAN

1987: Rex Chapman

1988:	Eric Manuel
1989:	Chris Mills
1991:	Jamal Mashburn
1993:	Rodrick Rhodes
1996:	Ron Mercer
1997:	Jamaal Magloire
2000:	Keith Bogans
2001:	Gerald Fitch
	Jason Parker
2002:	Chuck Hayes
2005:	Rajon Rondo
2007:	Jodie Meeks
2008:	Patrick Patterson

ALL-SOUTHERN CONFERENCE

1926:	Paul Jenkins
1929:	Carey Spicer
1930:	Carey Spicer
1931:	Carey Spicer
	Louis McGinnis
	George Yates
1932:	Ellis Johnson

ALL-NCAA TOURNAMENT FINAL FOUR

1948:	Alex Groza (MVP)
1949:	Alex Groza (MVP)
1951:	Bill Spivey
	Shelby Linville
1958:	Vernon Hatton
	Johnny Cox
1966:	Pat Riley
	Louie Dampier
1975:	Kevin Grevey
1978:	Jack Givens (MVP)
	Rick Robey
1993:	Jamal Mashburn
1996:	Tony Delk (MVP)
	Ron Mercer
1997:	Ron Mercer
	Scott Padgett
1998:	Jeff Sheppard (MVP)
	Scott Padgett

NCAA REGIONAL TOURNAMENT

1948:	Alex Groza (MVP)
1949:	Alex Groza (MVP)
1951:	Bill Spivey
1955:	Bob Burrow
1956:	Bob Burrow
	Jerry Bird
1957:	Johnny Cox
	Gerry Calvert
1958:	Vernon Hatton
	Johnny Cox
1959:	Bennie Coffman
1961:	Bill Lickert
1962:	Larry Pursiful
	Cotton Nash
1966:	Pat Riley (MVP)

	Louie Dampier
1968:	Mike Casey
	Dan Issel
1969:	Dan Issel
1970:	Dan Issel
1972:	Jim Andrews
1973:	Jim Andrews
1975:	Jimmy Dan Conner
1977:	Jack Givens
1978:	Kyle Macy (MVP)
	Jack Givens
	Mike Phillips
1980:	Fred Cowan
1983:	Jim Master
	Melvin Turpin
1984:	Dickey Beal (MVP)
	Melvin Turpin
	Sam Bowie
1985:	Kenny Walker
1986:	Kenny Walker
	Winston Bennett
1992:	Jamal Mashburn
	Sean Woods
1993:	Travis Ford (MVP)
	Jamal Mashburn
	Jared Prickett
1995:	Tony Delk
1996:	Tony Delk (MVP)
	Derek Anderson
	Anthony Epps
	Antoine Walker
1997:	Ron Mercer (MVP)
	Wayne Turner
1998:	Wayne Turner (MVP)
	Scott Padgett
	Jeff Sheppard
1999:	Scott Padgett
2003:	Keith Bogans
	Marquis Estill
2005:	Chuck Hayes

ALL-SEC TOURNAMENT

1933:	Ellie Johnson (1st)
	John DeMoisey (1st)
	Aggie Sale (1st)
	Bill Davis (2nd)
1934:	John DeMoisey (1st)
	Bill Davis (1st)
1936:	Ralph Carlisle (1st)
	Whitey Anderson (2nd)
1937:	Ralph Carlisle (1st)
	Warfield Dononue (1st)
	Rice Walker (2nd)
	Walter Hodge (2nd)
1938:	Bernie Oppen (1st)
	Joe Hagan (2nd)
1939:	Bernie Oppen (1st)
	Keith Farnsley (2nd)
1940:	Layton Rouse (1st)
	Keith Farnsley (2nd)

- 1941: Marvin Akers (1st)
- Lee Huber (1st)
- Keith Farnsley (2nd)
- James King (2nd)
- 1942: Ermal Allen (1st)
- James King (2nd)
- Marvin Akers (2nd)
- 1943: Marvin Akers (1st)
- Melvin Brewer (1st)
- Milton Ticco (2nd)
- 1944: Bob Brannum (1st)
- Jack Tingle (1st)
- Jack Parkinson (1st)
- Wilbur Schu (2nd)
- 1945: Ken Campbell (1st)
- Jack Tingle (1st)
- Jack Parkinson (1st)
- 1946: Wah Wah Jones (1st)
- Ralph Beard (1st)
- Jack Tingle (1st)
- Jack Parkinson (1st)
- Wilbur Schu (2nd)
- 1947: Wah Wah Jones (1st)
- Ralph Beard (1st)
- Jack Tingle (1st)
- Joe Holland (1st)
- Ken Rollins (1st)
- Alex Groza (2nd)
- 1948: Wah Wah Jones (1st)
- Ralph Beard (1st)
- Ken Rollins (1st)
- Alex Groza (2nd)
- Cliff Barker (2nd)
- 1949: Wah Wah Jones (1st)
- Ralph Beard (1st)
- Alex Groza (1st)
- Cliff Barker (2nd)
- 1950: Jim Line (1st)
- Bill Spivey (2nd)
- 1951: Walter Hirsch (1st)
- Bill Spivey (1st)
- Cliff Hagan (2nd)
- 1952: Cliff Hagan (1st)
- Frank Ramsey (1st)

- Robert Watson (2nd)
- 1979: Kyle Macy (MVP)
- Truman Claytor
- 1980: Kyle Macy
- Sam Bowie
- 1982: Dirk Minniefield (MVP)
- 1984: Melvin Turpin
- 1986: Roger Harden
- 1988: Rex Chapman (MVP)
- Winston Bennett
- 1992: Jamal Mashburn (MVP)
- John Pelphrey
- 1993: Travis Ford (MVP)
- Andre Riddick
- Jamal Mashburn
- 1994: Travis Ford (MVP)
- Tony Delk
- Jeff Brassow
- 1995: Antoine Walker (MVP)
- Mark Pope
- 1996: Antoine Walker
- Walter McCarty
- 1997: Ron Mercer (MVP)
- Anthony Epps
- Jared Prickett
- 1998: Wayne Turner (MVP)
- Heshimu Evans
- Nazr Mohammed
- Scott Padgett
- 1999: Scott Padgett (MVP)
- Wayne Turner
- 2001: Tayshaun Prince (MVP)
- Keith Bogans
- 2003: Keith Bogans (MVP)
- Marquis Estill
- 2004: Gerald Fitch (MVP)
- Kelenna Azubuike
- Chuck Hayes
- 2005: Kelenna Azubuike

ALL-SIAA TOURNAMENT

- 1921: Paul Adkins
- Bill King
- Bob Lavin

ACADEMIC HONORS

ACADEMIC

ALL-AMERICANS

- 1966: Louie Dampier
- Larry Conley
- 1967: Louie Dampier
- 1970: Dan Issel
- Mike Pratt
- 1971: Mike Casey
- 1975: Bob Guyette
- Jimmy Dan Conner
- 1979: Kyle Macy

ACADEMIC ALL-SEC

- 1962: Roy Roberts
- 1964: Larry Conley
- 1965: Larry Conley
- 1966: Louie Dampier
- Cliff Berger

- 1968: Cliff Berger
- 1970: Mike Pratt
- Dan Issel
- 1971: Mike Casey
- Tom Parker
- 1974: Bob Guyette
- 1975: Jimmy Dan Conner
- 1979: Kyle Macy
- 1980: Chuck Verderber
- 1981: Chuck Verderber
- 1982: Chuck Verderber
- 1985: Winston Bennett
- Bret Bearup
- 1988: Rex Chapman
- Cedric Jenkins
- 1990: John Pelphrey
- 1992: Travis Ford
- 1993: Travis Ford

- 1994: Travis Ford
- 1995: Mark Pope
- Jeff Sheppard
- 1998: Steve Masiello
- Scott Padgett
- 1999: Scott Padgett
- 2000: J.P. Blevins
- 2001: J.P. Blevins
- 2002: J.P. Blevins
- 2006: Rajon Rondo
- 2007: Randolph Morris
- Bobby Perry
- 2008: Mark Coury
- Derrick Jasper
- Mark Krebs
- Jodie Meeks
- Dwight Perry

KENTUCKY IN THE NCAA**KENTUCKY'S NCAA TOURNAMENT TRADITION**

Kentucky has made *49 appearances in the NCAA Tournament — more than any other school. Kentucky has captured the NCAA title seven times. Through the years, the Wildcats have racked up an impressive 98-44 NCAA Tournament record.

TOTALS:

48 appearances, won 98, lost 44; Seven NCAA Championships; Runner-up three times;
13 Final Four appearances; 31 Elite Eight appearances.

YEARS IN NCAA TOURNEY:

1942-45-48-49-51-52-55-56-57-58-59-61-62-64-66-68-69-70-71-72-73-75-77-78-80-81-82-83-84-
85-86-87-*92-93-94-95-96-97-98-99-00-01-02-03-04-05-06-07-08.

*1988 appearance vacated as part of NCAA sanctions.

KENTUCKY IN THE NCAA RECORD BOOK

The Wildcats hold numerous records in NCAA play, both as a team and individually. Here are the NCAA records held by the Wildcats:

FEWEST POINTS ALLOWED (SINGLE GAME, SINCE 1938):

6 — Kentucky (75) vs. Arkansas State, Jan. 8, 1945; and Tennessee (11) vs. Temple, Dec. 15, 1973

FEWEST FIELD GOALS (SINGLE GAME, SINCE 1938):

2 — Arkansas State vs. Kentucky, Jan. 8, 1945; Duke vs. N.C. State, March 8, 1968

MOST REBOUNDS (SINGLE GAME):

108 — Kentucky vs. Ole Miss, Feb. 8, 1964

MOST CONSECUTIVE HOMECOURT VICTORIES:

129 — Kentucky, from Jan. 4, 1943, to Jan. 8, 1955 (ended by Georgia Tech, 59-58)

UNBEATEN TEAMS (SINCE 1938, UK IS ONE OF 12 SCHOOLS):

1954 — Kentucky (25-0)

30-GAME WINNERS (UK HAS REGISTERED MORE 30-GAME WINNING SEASONS THAN ANY OTHER SCHOOL IN THE NCAA):

11; breakdown of 30-game winning seasons below:

36 — KENTUCKY, 1948

34 — KENTUCKY, 1947

30 — KENTUCKY, 1978

KENTUCKY, 1996

KENTUCKY, 1993

35 — KENTUCKY, 1997

32 — KENTUCKY, 1949

KENTUCKY, 1998

KENTUCKY, 1951

KENTUCKY, 1986

KENTUCKY, 2003

MOST WINS BY A COACH IN HIS FIRST YEAR AT A SCHOOL:

35 — Tubby Smith, Kentucky, 1998

MOST CAREER GAMES PLAYED—INDIVIDUAL:

151 — Wayne Turner, Kentucky, 1996-99

NCAA BASKETBALL'S ELITE

NCAA CHAMPIONSHIPS

1. UCLA	11
2. KENTUCKY	7
3. Indiana	5
4. North Carolina	4
5. Duke	3
Kansas	3

NCAA FINAL FOURS

1. North Carolina	17
UCLA	17
3. Duke	14
KENTUCKY	13
Kansas	13

NCAA FINAL FOUR WINS

1. UCLA	25
2. KENTUCKY	17
3. Duke	14
4. North Carolina	13
5. Indiana	12

CURRENT CONSECUTIVE

TOURNAMENT APPEARANCES

1. Arizona	24
2. Kansas	19
3. KENTUCKY	17
4. Duke	13
5. Michigan State	11

NCAA TOURNAMENT APPEARANCES

1. KENTUCKY	48
2. North Carolina	40
UCLA	40
4. Kansas	37
5. Indiana	34
Louisville	34

TOURNAMENT GAMES

1. KENTUCKY	142
2. North Carolina	135
3. UCLA	126
4. Kansas	118
5. Duke	114

TOURNAMENT WINS

1. KENTUCKY	98
2. North Carolina	96
3. UCLA	93
4. Duke	85
5. Kansas	82

TOURNAMENT WINNING PERCENTAGE

1. Duke	.746 (85-29)
2. UCLA	.738 (93-33)
3. North Carolina	.711 (96-39)
4. KENTUCKY	.690 (98-44)
5. UNLV	.688 (33-15)

NCAA SEASONAL STATISTICAL CHAMPIONS — KENTUCKY

WON-LOST PCT.

1954 – 1.000 (25-0)
1978 – .938 (30-2)
2003 – .889 (32-4)

SCORING OFFENSE

1952 – 82.3 ppg

REBOUNDS

1951 – 2,109

SCORING MARGIN

1949 – 24.3 ppg (68.2 – 43.9)
1951 – 22.2 ppg (74.7 – 52.5)
1952 – 26.9 ppg (82.3 – 55.4)
1954 – 27.2 ppg (87.5 – 60.3)
1957 – 14.8 ppg (84.2 – 69.4)
1995 – 18.4 ppg (87.4 – 69.0)
1996 – 22.1 ppg (91.4 – 69.4)
1997 – 20.3 ppg (83.1 – 62.8)

FG PCT.

1983 – .556

3FG MADE

1990 – 10.04 pg

ASSISTS

1996 – 21.8 pg
1997 – 19.4 pg

KENTUCKY IN THE NCAA TOURNAMENT

The Wildcats hold numerous records in NCAA Tournament play.

ALL-TIME

Most Tournament Appearances: 49 – Kentucky
Most Tournament Games: 142 – Kentucky
Most Tournament Wins: 98 – Kentucky

SERIES

Most Assists in a Tournament: 143 – Kentucky, 1996
 (6 games)
Most Blocks in a Tournament: 48 – Kentucky, 1998
 (6 games)

TEAM

Fewest Points in a Final Four Game: 28 – Kentucky
 vs. Dartmouth (47), 1942
Most Blocks in a Tournament Game: 14 – Kentucky
 vs. UCLA, 1998
Most Blocks in a Tournament Game (Two Teams):
 20 – Kentucky (14) vs. UCLA (6), 1998
Most Personal Fouls by Two Final Four Teams: 61
 – Syracuse (30)
 vs. Kentucky (31), 1975

INDIVIDUAL

Highest FG%: 100.0% (Tied) - Kenny Walker (11-11)
 vs. Western Kentucky, 1986

TEAM – CHAMPIONSHIP GAME

Largest Halftime Deficit Overcome: 10 – Kentucky
 (31) vs. Utah (41), 1998
Most Points Scored by Two Teams: 182 – Kentucky
 (94) vs. Duke (88), 1978
Most FG Made by Two Teams: 71 – UCLA (38) vs.
 Kentucky (33), 1975
Lowest FG% by Winner: 38.4% - Kentucky vs.
 Syracuse, 1996 (28-73)
Most 3FG: 12 – Kentucky vs. Syracuse, 1996 (12-27)
Most Blocks: 7 (Tied) – Kentucky vs. Arizona, 1997
Most Disqualifications: 4 – Kentucky vs. Arizona,
 1997

INDIVIDUAL – CHAMPIONSHIP GAME

Most 3FG: 7 (Tied) – Tony Delk (7-12) vs. Syracuse,
 1996



Kenny Walker is among a select group who was perfect from the field (11-11) in an NCAA Tournament game.

ALL-TIME WINNINGEST TEAMS

(MIN. 25 YEARS IN DIVISION I)

School Name	First Year	Yrs.	Won	Lost	Tied	Pct.
1 Kentucky	1903	105	1,966	621	1	0.760
2 North Carolina	1911	98	1,950	699	0	0.736
3 Kansas	1899	110	1,943	785	0	0.712
4 Duke	1906	103	1,846	808	0	0.696
5 Syracuse	1901	107	1,725	796	0	0.684
6 Temple	1895	112	1,689	948	0	0.641
7 St. John's	1908	101	1,670	850	0	0.663
8 Penn	1897	108	1,647	931	2	0.639
9 UCLA	1920	89	1,646	717	0	0.697
10 Indiana	1901	108	1,635	884	0	0.649
11 Notre Dame	1898	103	1,630	893	1	0.646
12 Utah	1909	100	1,613	848	0	0.655
13 Illinois	1906	103	1,585	843	0	0.653
14 Western Kentucky	1915	89	1,577	771	0	0.672
15 Oregon State	1902	107	1,576	1,162	0	0.576
16 Washington	1896	106	1,564	1,038	0	0.601
17 Texas	1906	102	1,563	933	0	0.626
18 Louisville	1912	94	1,556	825	0	0.654
19 BYU	1903	106	1,553	986	0	0.612
20 Arizona	1905	103	1,547	844	1	0.647
21 Princeton	1901	108	1,539	972	0	0.613
22 Purdue	1897	110	1,538	917	0	0.626
23 Cincinnati	1902	107	1,535	901	0	0.630
24 West Virginia	1904	99	1,527	960	0	0.614
25 N.C. State	1913	96	1,518	910	0	0.625

ALL-TIME WINNING PERCENTAGE

(MIN. 25 YEARS IN DIVISION I)

School Name	First Year	Yrs.	Won	Lost	Tied	Pct.
1 Kentucky	1903	105	1,966	621	1	0.760
2 North Carolina	1911	98	1,950	699	0	0.736
3 UNLV	1959	50	1,037	418	0	0.713
4 Kansas	1899	110	1,943	785	0	0.712
5 UCLA	1920	89	1,646	717	0	0.697
6 Duke	1906	103	1,846	808	0	0.696
7 Syracuse	1901	107	1,725	796	0	0.684
8 Western Kentucky	1915	89	1,577	771	0	0.672
9 St. John's	1908	101	1,670	850	0	0.663
10 Utah	1909	100	1,613	848	0	0.655
11 Louisville	1912	94	1,556	825	0	0.654
12 Illinois	1906	103	1,585	843	0	0.653
13 Indiana	1901	108	1,635	884	0	0.649
20 Arizona	1905	103	1,547	844	1	0.647
15 Missouri State	1909	96	1,487	813	0	0.647
11 Notre Dame	1898	103	1,630	893	1	0.646
17 Arkansas	1924	85	1,473	806	0	0.646
6 Temple	1895	112	1,689	948	0	0.641
8 Penn	1897	108	1,647	931	2	0.639
20 Connecticut	1901	105	1,468	834	0	0.638
21 Villanova	1921	88	1,475	842	0	0.637
22 Murray State	1926	83	1,378	794	0	0.634
23 DePaul	1924	85	1,343	785	0	0.631
24 Weber State	1963	46	831	486	0	0.631
25 Cincinnati	1902	107	1,535	901	0	0.630

UK's NCAA Tournament Game Highs

Team Points

- 113, Mount Saint Mary's (1995, 1st Round)
- 110, San Jose State (1996, 1st Round)
- 109, Notre Dame (1970, Sweet 16)
- 106, Florida State (1993, Elite 8)
- 106, Iowa State (1992, 2nd Round)
- 106, Austin Peay (1973, Sweet 16) [OT]

by Opponent

- 107 by Western Kentucky (1971, Sweet 16)
- 106 by Jacksonville (1970, Elite 8)
- 104 by Duke (1992, Elite 8) [OT]

Winning Margin

- +46, Mount St. Mary's, 1995 (1st Round) [113-67]
- +44, Rider, 1993 (1st Round) [96-52]
- +38, Montana, 1997 (1st Round) [92-54]
- +38, San Jose State, 1996 (1st Round) [110-72]
- +34, Wake Forest, 1993 (Sweet 16) [103-69]
- +33, Notre Dame, 1958 (Elite 8) [89-56]

Individual Points

- 44, Dan Issel vs. Notre Dame (1970, Sweet 16)
- 41, Tayshaun Prince vs. Tulsa (2002, 2nd Round)
- 41, Jack Givens vs. Duke (1978, Finals)

- 36, Dan Issel vs. Miami, Ohio (1969, Reg. Cons.)
- 36, Dan Issel vs. Marquette (1968, Sweet 16)

by Opponent

- 52 by Austin Carr, Notre Dame (1970, Sweet 16)
- 36 by Henry Finkel, Dayton (1966, Sweet 16)
- 35 by Jim McDaniels, Western Kentucky (1971, Sweet 16)
- 34 by Carl Cain, Iowa (1956, Elite 8)
- 33 by Kent Benson, Indiana (1975, Elite 8)
- 33 by Jerry Lucas, Ohio State (1962, Elite 8)
- 33 by Jerry Lucas, Ohio State (1961, Elite 8)

Field Goals

- 18, Jack Givens vs. Duke (1978 Championship) [27 attempts]
- 17, Dan Issel vs. Notre Dame (1970 Sweet 16) [28 attempts]
- 15, Jim Andrews vs. Austin Peay (1973 Sweet 16) [19 attempts]
- 14, Tayshaun Prince vs. Tulsa (2002 2nd Round) [21 attempts]
- 14, Dan Issel vs. Marquette (1968 Sweet 16) [18 attempts]
- 14, Louie Dampier vs. Dayton (1966 Sweet 16) [23 attempts]
- 14, Bob Burrow vs. Wayne State (1956 Sweet 16)

by Opponent

- 22 by Austin Carr, Notre Dame (1970, 1st Round) [35 attempts]
- 15 by Henry Finkel, Dayton (1966, Sweet 16) [26 attempts]



1978 Final Four MVP Jack Givens.

Fields Goal Attempts

- 30, Kevin Grevey vs. UCLA (1975 Championship) [13 made]
- 29, Bill Spivey vs. Kansas State (1951 Championship) [9 made]
- 28, Dan Issel vs. Notre Dame (1970 Sweet 16) [17 made]
- 27, Jack Givens vs. Duke (1978 Championship) [18 made]
- 27, Pat Riley vs. Michigan (1966 Elite 8) [13 made]
- 27, Cotton Nash vs. Loyola (1964 Reg. Cons.) [11 made]

by Opponent

- 35 by Austin Carr, Notre Dame (1970, 1st Round) [22 made]
- 32 by Elgin Baylor, Seattle (1958, Nat. Championship) [9 made]
- 31 by James Williams, Austin Peay (1973, Sweet 16) [13 made]
- 29 by Don Hennon, Pittsburgh (1957, Sweet 16) [11 made]
- 26 by Ron Carter, VMI (1977, Sweet 16) [13 made]
- 26 by Henry Finkel, Dayton (1966, Sweet 16) [15 made]
- 26 by Bob Brown, Louisville (1951, 1st Round) [7 made]

Field Goal Percentage (min. 8 attempts)

- 1.000, Kenny Walker vs. W. Kentucky (1986, 2nd Round) [11-of-11]
- .909, Travis Ford vs. Wake Forest (1993, Sweet 16) [10-of-11]
- .867, Truman Claytor vs. VMI (1977, Sweet 16) [13-of-15]
- .846, Mike Phillips vs. Miami, Ohio (1978, Sweet 16) [11-of-13]
- .818, Marquis Estill vs. Iowa (2001, 2nd Round) [9-of-11]

by Opponent

- 1.000 by Christian Laetner, Duke (1992, Elite 8) [10-of-10]
- .900 by Ben Caton, Utah (1996, Sweet 16) [9-of-10]
- .875 by Ric Cobb, Marquette (1969, Sweet 16) [7-of-8]
- .818 by Randy Ayers, Miami, Ohio (1978, Sweet 16) [9-of-11]

3-Point Field Goals

- 7, Tony Delk vs. Syracuse (1996 Championship) [12 attempts]
- 6, Tayshaun Prince vs. Tulsa (2002 2nd Round) [8 attempts]
- 6, Tayshaun Prince vs. Iowa (2001 2nd Round) [8 attempts]
- 5, 11 players (Last Joe Crawford 2008 1st round [8 attempts])

by Opponent

- 6 by David Bluthenthal, USC (2001, Sweet 16) [9 attempts]
- 6 by Dean Oliver, Iowa (2001, 2nd Round) [9 attempts]
- 6 by Jeff Boschee, Kansas (1999, 2nd Round) [18 attempts]
- 6 by Tyler Brown, S. Carolina St. (1998, 1st Round) [10 attempts]

3-Point Field Goals Attempts

- 14, Tony Delk vs. North Carolina (1995 Elite 8) [5 made]
- 12, Scott Padgett vs. Arizona (1997 Championship) [3 made]
- 12, Tony Delk vs. Syracuse (1996 Championship) [7 made]
- 12, Tony Delk vs. Marquette (1994 2nd Round) [5 made]
- 9, seven players (Last Ramel Bradley 2008 1st Round [3 made])

by Opponent

- 18 by Jeff Boschee, Kansas (1999, 2nd Round) [6 made]

3-Point Field Goal Percentage (min. 5 attempts)

- 1.000, Jamal Mashburn vs. Wake Forest (1993, Sweet 16) [5-of-5]
- .833, Cameron Mills vs. St. Joseph's (1997, Sweet 16) [5-of-6]
- .833, Travis Ford vs. Wake Forest (1993, Sweet 16) [5-of-6]
- .800, John Pelphrey vs. Iowa State (1992, 2nd Round) [4-of-5]
- .750, Tayshaun Prince vs. Tulsa (2002, 2nd Round) [6-of-8]
- .750, Tayshaun Prince vs. Iowa (2001, 2nd Round) [6-of-8]

by Opponent

- .833 by Shannon Brown, Michigan State (2005, Elite 8) [5-of-6]
- .714 by Kirk Penney, Wisconsin (2003, Sweet 16) [5-of-7]
- .667, five players

Free Throws

- 17, Roger Newman vs. Ohio State (1961 Elite 8) [22 attempts]
- 13, Scott Padgett vs. Kansas (1999 2nd Round) [17 attempts]
- 13, Rodrick Rhodes vs. Tenn. St. (1994 1st Round) [19 attempts]
- 13, Ed Davender vs. Maryland (1988 2nd Round) [14 attempts]
- 13, Kenny Walker vs. Washington (1985 1st Round) [15 attempts]

by Opponent

- 16 by John Riser, Pittsburgh (1957, Sweet 16) [17 attempts]
- 15 by Ron Bayless, Iowa State (1992, 2nd Round) [16 attempts]
- 14 by Miles Simon, Arizona (1997 Championship) [17 attempts]
- 14 by Dean Meminger, Marquette (1971, Regional Consolation) [17 attempts]
- 14 by Jim Coleman, Loyola (1964, Elite 8) [17 attempts]

Free Throw Attempts

- 22, Roger Newman vs. Ohio State (1961 Elite 8) [17 made]
- 19, Rodrick Rhodes vs. Tenn. St. (1994 1st Round) [13 made]
- 17, Scott Padgett vs. Kansas (1999 2nd Round) [13 made]
- 15, Kenny Walker vs. Washington (1985 1st Round) [13 made]
- 15, Vernon Hatton vs. Seattle (1958 Championship) [12 made]

by Opponent

- 18 by Robert Kendrick, Wayne State (1956 Sweet 16) [10 made]
- 17 by Miles Simon, Arizona (1997 Championship) [14 made]
- 17 by Dean Meminger, Marquette (1971, Reg. Consolation) [14 made]
- 17 by Jim Coleman, Loyola (1964, Elite 8) [14 made]
- 17 by John Riser, Pittsburgh (1957, Sweet 16) [16 made]

Free Throw Percentage (min. 8 attempts)

- 1.000, Dan Issel vs. Miami, Ohio (1969, Reg. Cons.) [12-of-12]
- 1.000, Bobby Perry vs. UAB (2006, 1st Round) [10-of-10]
- 1.000, Mike Casey vs. Marquette (1969, Sweet 16) [10-of-10]
- 1.000, Cliff Hawkins vs. Utah (2003, 2nd Round) [8-of-8]
- 1.000, Nazr Mohammed vs. S. Carolina St. (1998, 1st Round) [8-of-8]
- 1.000, Derek Anderson vs. Utah (1996, Sweet 16) [8-of-8]
- 1.000, Travis Ford vs. Tennessee State (1994, 1st Round) [8-of-8]
- 1.000, Adrian Smith vs. Notre Dame (1958, Elite 8) [8-of-8]

by Opponent

- 1,000 by Jim McDaniels, W. Kentucky (1971 Sweet 16) [11-of-11]
- 1,000 by Christian Laettner, Duke (1992 Elite 8) [10-of-10]
- 1,000 by Justin Thigpen, Iowa State (1992, 2nd round) [9-of-9]
- 1,000 by Arthur Lee, Stanford (1998 Championship) [9-of-9]
- 1,000 by Otto Petty, Florida State (1972, Elite 8) [9-of-9]
- 1,000 by Cazzie Russell, Michigan (1966 Elite 8) [9-of-9]
- 1,000 by Marc Jackson, Utah (2003, 2nd Round) [8-of-8]
- 1,000 by Oliver Robinson, UAB (1981, 2nd Round) [8-of-8]
- 1,000 by Mike Gminski, Duke (1978, Championship) [8-of-8]
- 1,000 by Steve Krafcsin, North Carolina (1977, Sweet 16) [8-of-8]

Rebounds

- 21, Bill Spivey vs. Kansas State (1951, Finals)
- 16, Jim Andrews vs. Marquette (1972, Sweet 16)
- 16, Dan Issel vs. Marquette (1968, Sweet 16)
- 16, Bill Lickert vs. Morehead State (1961, Sweet 16)
- 16, Johnny Cox vs. Seattle (1958, Finals)
- 16, Ed Beck vs. Michigan State (1957, Elite 8)
- 16, Bill Spivey vs. Illinois (1951, Final Four)

by Opponent

- 30 by Jerry Lucas, Ohio State (1961, Elite 8)
- 23 by Kent Benson, Indiana (1975, Elite 8)
- 20 by Artis Gilmore, Jacksonville (1970, Elite 8)
- 19 by Elgin Baylor, Seattle (1958, National Championship)
- 18 by Caswell Cyrus, St. Bonaventure (2000, 1st Round)
- 18 by Howard Jackson, Austin Peay (1973, Sweet 16)
- 18 by Les Hunter, Loyola (1964, Regional Consolation)
- 18 by Johnny Green, Michigan State (1957, Sweet 16)
- 18 by Bob Lochmuller, Louisville (1951, 1st Round)

Assists

- 14, Dicky Beal vs. BYU (1984, 2nd Round)
- 9, Wayne Turner vs. Saint Louis (1998, 2nd Round)
- 9, Sean Woods vs. Duke (1992, Elite 8) [OT]
- 9, Sean Woods vs. Iowa State (1992, 2nd Round)
- 9, Roger Harden vs. Alabama (1986, Sweet 16)
- 9, Dicky Beal vs. Louisville (1984, Sweet 16)
- 9, Scotty Baesler vs. Ohio State (1962, Elite 8)

by Opponent

- 14 by Andre McCarter, UCLA (1975, National Championship)
- 12 by Edgar Padilla, Massachusetts (1996, Final Four)
- 11 by Dwayne Wade, Marquette (2003, Elite 8)
- 11 by Mateen Cleaves, Michigan State (1999, Elite 8)
- 11 by Bruce Douglass, Illinois (1984, Elite 8)

Blocks

- 6, Jamaal Magloire vs. UCLA (1998, Sweet 16)
- 6, Nazr Mohammed vs. UCLA (1998, Sweet 16)
- 4, Jamaal Magloire vs. Saint Louis (1998, 2nd Round)
- 4, Jamaal Magloire vs. Montana (1997, 1st Round)
- 4, Mark Pope vs. San Jose State (1996, 1st Round)
- 4, Andre Riddick vs. Rider (1993, 1st Round)
- 4, Melvin Turpin vs. Middle Tennessee State (1982, 1st Round)

Steals

- 6, Anthony Epps vs. San Jose State (1996, 1st Round)
- 6, Antoine Walker vs. San Jose State (1996, 1st Round)
- 6, Dicky Beal vs. Louisville (1984, Sweet 16)
- 5, Patrick Sparks vs. Connecticut (2006, 2nd Round)
- 5, Rajon Rondo vs. Eastern Kentucky (2005, 1st Round)
- 5, Anthony Epps vs. Minnesota (1997, Final 4)
- 5, Wayne Turner vs. Minnesota (1997, Final 4)
- 5, Wayne Turner vs. Utah (1997, Elite 8)
- 5, Wayne Turner vs. Montana (1997, 1st Round)
- 5, Anthony Epps vs. Tulane (1995, 2nd Round)
- 5, Rodrick Rhodes vs. Tennessee State (1994, 1st Round)

NCAA FINAL FOUR RESULTS

Year	Champion	Score	Runner-up	3rd Place	4th Place	Site of Finals	Coach of Champions	Outstanding Player
1939	Oregon	46-33	Ohio State	*Oklahoma	*Villanova	Evanston, Ill.	Howard Hobson, Oregon	None Selected
1940	Indiana	60-42	Kansas	*Duquesne	*Southern Cal	Kansas City, Mo.	Branch McCracken, Indiana	Marvin Huffman, Indiana
1941	Wisconsin	39-34	Washington State	*Pittsburgh	*Arkansas	Kansas City, Mo.	Harold Foster, Wisconsin	John Koz, Wisconsin
1942	Stanford	53-38	Dartmouth	Kentucky	*Colorado	Kansas City, Mo.	Everett Dean, Stanford	Howard Dallmar, Stanford
1943	Wyoming	46-34	Georgetown	*Texas	*DePaul	New York	Everett Shelton, Wyoming	Ken Sailors, Wyoming
1944	Utah	42-40½	Dartmouth	*Iowa State	*Ohio State	New York	Vaada Peterson, Utah	Arnold Ferrin, Utah
1945	Oklahoma State	49-45	New York U.	*Arkansas	*Ohio State	New York	Henry Iba, Oklahoma State	Bob Kurland, Oklahoma State
1946	Oklahoma State	43-40	North Carolina	Ohio State	California	New York	Henry Iba, Oklahoma State	Bob Kurland, Oklahoma State
1947	Holy Cross	58-47	Oklahoma	Texas	CCNY	New York	Alvin Julian, Holy Cross	George Kattan, Holy Cross
1948	Kentucky	58-42	Baylor	Holy Cross	Kansas State	New York	Adolph Rupp, Kentucky	Alex Groza, Kentucky
1949	Kentucky	46-36	Oklahoma State	Illinois	Oregon State	Seattle, Wash.	Adolph Rupp, Kentucky	Alex Groza, Kentucky
1950	CCNY	71-68	Bradley	N.C. State	Baylor	New York	Nat Holman, CCNY	Irvin Dambrot, CCNY
1951	Kentucky	68-58	Kansas State	Illinois	Oklahoma St.	New York	Adolph Rupp, Kentucky	None Selected
1952	Kansas	80-63	St. John's	Illinois	Santa Clara	Minneapolis, Minn.	Fordor Allen, Kansas	Clyde Lovellette, Kansas
1953	Indiana	69-68	Kansas	Washington	LSU	Seattle, Wash.	Branch McCracken, Indiana	B.H. Born, Kansas
1954	LaSalle	92-76	Bradley	Penn State	Southern Cal	Kansas City, Mo.	Kenneth Loeffler, LaSalle	Tom Gola, LaSalle
1955	San Francisco	77-63	LaSalle	Colorado	Iowa	Kansas City, Mo.	Phil Woolpert, San Francisco	Bill Russell, San Francisco
1956	San Francisco	83-71	Iowa	Temple	SMU	Evanston, Ill.	Phil Woolpert, San Francisco	Hal Lear, Temple
1957	North Carolina	54-53½	Kansas	San Francisco	Michigan State	Kansas City, Mo.	Frank McGuire, North Carolina	Wilt Chamberlain, Kansas
1958	Kentucky	84-72	Seattle	Temple	Kansas State	Louisville, Ky.	Adolph Rupp, Kentucky	Elgin Baylor, Seattle
1959	California	71-70	West Virginia	Cincinnati	Louisville	Louisville, Ky.	Pete Newell, California	Jerry West, West Virginia
1960	Ohio State	75-55	California	Cincinnati	New York U.	San Francisco, Calif.	Fred Taylor, Ohio State	Jerry Lucas, Ohio State
1961	Cincinnati	70-65½	Ohio State	Vacated	Utah	Kansas City, Mo.	Edwin Jucker, Cincinnati	Jerry Lucas, Ohio State
1962	Cincinnati	71-59	Ohio State	Wake Forest	UCLA	Louisville, Ky.	Edwin Jucker, Cincinnati	Paul Hogue, Cincinnati
1963	Loyola (Ill.)	60-58½	Cincinnati	Duke	Oregon State	Louisville, Ky.	George Ireland, Loyola (Ill.)	Art Heyman, Duke
1964	UCLA	98-83	Duke	Michigan	Kansas State	Kansas City, Mo.	John Wooden, UCLA	Walt Hazzard, UCLA
1965	UCLA	91-80	Michigan	Pinceton	Wichita State	Portland, Ore.	John Wooden, UCLA	Bill Bradley, Princeton
1966	Texas Western	72-65	Kentucky	Duke	North Carolina	College Park, Md.	Don Haskins, Texas Western	Jerry Chambers, Utah
1967	UCLA	79-64	Dayton	Houston	Utah	College Park, Md.	John Wooden, UCLA	LeW Alcindor, UCLA
1968	UCLA	78-55	North Carolina	Ohio State	Houston	Louisville, Ky.	John Wooden, UCLA	LeW Alcindor, UCLA
1969	UCLA	92-72	Purdue	Ohio State	North Carolina	Louisville, Ky.	John Wooden, UCLA	LeW Alcindor, UCLA
1970	UCLA	80-69	Jacksonville	New Mexico St.	St. Bonaventure	College Park, Md.	John Wooden, UCLA	Sidney Wicks, UCLA
1971	UCLA	68-62	Vacated **	Kansas	Kansas	Houston, Texas	John Wooden, UCLA	Vacated **
1972	UCLA	81-76	Florida State	North Carolina	Louisville	Louisville, Ky.	John Wooden, UCLA	Bill Walton, UCLA
1973	UCLA	87-66	Memphis State	Indiana	Providence State	St. Louis, Mo.	John Wooden, UCLA	Bill Walton, UCLA
1974	N.C. State	76-64	Marquette	UCLA	Kansas	Greensboro, N.C.	Norman Sloan, N.C. State	David Thompson, N.C. State

Pre-1950

1950s

1960s

HISTORY AND TRADITION

Year	Champion	Score	Runner-up	3rd Place	4th Place	Site of Finals	Coach of Champions	Outstanding Player
1970s	1975	UCLA	Kentucky	Louisville	Syracuse	San Diego, Calif.	John Wooden, UCLA	Richard Washington, UCLA
	1976	Indiana	Michigan	UCLA	Rutgers	Philadelphia, Pa.	Bob Knight, Indiana	Bob Benson, Indiana
	1977	Marquette	North Carolina	UNLV	Charlotte	Atlanta, Ga.	Al McGuire, Marquette	Butch Lee, Marquette
	1978	Kentucky	Duke	Arkansas	Noire Dame	St. Louis, Mo.	Joe B. Hall, Kentucky	Jack Givens, Kentucky
	1979	Michigan State	Indiana State	DePaul	Penn	Salt Lake City, Utah	Jud Heathcote, Michigan State	Earvin Johnson, Michigan St.
	1980	Louisville	Vacated **	Purdue	Iowa	Indianapolis, Ind.	Denny Crum, Louisville	Darrell Griffith, Louisville
	1981	Indiana	North Carolina	Virginia	LSU	Philadelphia, Pa.	Bob Knight, Indiana	Isiah Thomas, Indiana
	1982	North Carolina	Georgetown	*Houston	*Louisville	New Orleans, La.	Dean Smith, North Carolina	James Worthy, UNC
	1983	N.C. State	Houston	*Georgia	*Louisville	Albuquerque, N.M.	Jim Valvano, N.C. State	Akeem Olatuwon, Houston
	1984	Georgetown	Houston	*Kentucky	*Virginia	Seattle, Wash.	John Thompson, Georgetown	Patrick Ewing, Georgetown
1980s	1985	Villanova	Georgetown	*St. John's	*Memphis State	Lexington, Ky.	Rollie Massimino, Villanova	Ed Pinckney, Villanova
	1986	Louisville	Duke	*LSU	*Kansas	Dallas, Texas	Denny Crum, Louisville	Pervis Ellison, Louisville
	1987	Indiana	Syracuse	*Providence	*UNLV	New Orleans, La.	Bob Knight, Indiana	Keith Smart, Indiana
	1988	Kansas	Oklahoma	*Arizona	*Duke	Kansas City, Mo.	Larry Brown, Kansas	Danny Manning, Kansas
	1989	Michigan	Seton Hall	*Duke	*Illinois	Seattle, Wash.	Steve Fisher, Michigan	Glen Rice, Michigan
	1990	UNLV	Duke	*Arkansas	*Georgia Tech	Denver, Colo.	Jerry Tarkanian, UNLV	Anderson Hunt, UNLV
	1991	Duke	Kansas	*UNLV	*North Carolina	Indianapolis, Ind.	Mike Krzyzewski, Duke	Christian Laethner, Duke
	1992	Duke	Michigan	*Cincinnati	*Indiana	Minneapolis, Minn.	Mike Krzyzewski, Duke	Bobby Hurley, Duke
	1993	North Carolina	Michigan	*Kentucky	*Kansas	New Orleans, La.	Dean Smith, North Carolina	Donald Williams, UNC
	1994	Arkansas	Duke	*Florida	*Arizona	Charlotte, N.C.	Nolan Richardson, Arkansas	Corliss Williamson, Arkansas
1990s	1995	UCLA	Arkansas	*Oklahoma State	*North Carolina	Seattle, Wash.	Jim Harrick, UCLA	Ed O'Bannon, UCLA
	1996	Kentucky	Syracuse	*Massachusetts	*Mississippi State	East Rutherford, N.J.	Rick Pitino, Kentucky	Tony Delk, Kentucky
	1997	Arizona	Kentucky	*Minnesota	*North Carolina	Indianapolis, Ind.	Lute Olsen, Arizona	Miles Simon, Arizona
	1998	Kentucky	Utah	*North Carolina	*Stanford	San Antonio, Texas	Jeff Sheppard, Kentucky	Jeff Sheppard, Kentucky
	1999	Connecticut	Duke	*Michigan State	*Ohio State	St. Petersburg, Fla.	Jim Calhoun, Connecticut	Richard Hamilton, UConn
	2000	Michigan State	Florida	*North Carolina	*Wisconsin	Indianapolis, Ind.	Tom Izzo, Michigan State	Mateen Cleaves, Michigan St.
	2001	Duke	Arizona	*Maryland	*Michigan State	Minneapolis, Minn.	Mike Krzyzewski, Duke	Shane Battier, Duke
	2002	Maryland	Indiana	*Kansas	*Oklahoma	Atlanta, Ga.	Gary Williams, Maryland	Juan Dixon, Maryland
	2003	Syracuse	Kansas	*Marquette	*Texas	New Orleans, La.	Jim Boehrm, Syracuse	Carmelo Anthony, Syracuse
	2004	Connecticut	Georgia Tech	*Duke	*Oklahoma State	San Antonio, Texas	Jim Calhoun, Connecticut	Emeka Okafor, Connecticut
2000s	2005	North Carolina	Illinois	*Louisville	*Michigan State	St. Louis, Mo.	Roy Williams, North Carolina	Sean May, North Carolina
	2006	Florida	UCLA	*George Mason	*LSU	Indianapolis, Ind.	Billy Donovan, Florida	Joakim Noah, Florida
	2007	Florida	Ohio State	*Georgetown	*UCLA	Atlanta, Ga.	Billy Donovan, Florida	Corey Brewer, Florida
	2008	Kansas	Memphis	*North Carolina	*UCLA	San Antonio, Ind.	Bill Self, Kansas	Mario Chalmers, Kansas

*Tied for third place & Three Overtimes **Student-athletes representing Villanova (1971), Western Kentucky (1971) and UCLA (1980) were declared ineligible subsequent to the tournament. Under NCAA rules, the teams' and ineligible student-athletes' records were deleted; and the teams' places in the standings were vacated.

YEAR-BY-YEAR IN THE NCAA

1942	New Orleans	Illinois (RS)	46-44	W
		Dartmouth (RF)	28-47	L
1945	New York	Ohio State (RS)	37-45	L
		Tufts (Cons.)	66-56	W
1948	New York	Columbia (RS)	76-53	W
		Holy Cross (RF)	60-52	W
		Baylor (NF)	58-42	W
1949	New York	Villanova (RS)	85-72	W
		Illinois (RF)	76-47	W
		Seattle Oklahoma State (NF)	46-36	W
1951	Raleigh	Louisville (1st)	79-68	W
		New York St. John's (RS)	59-43	W
		Illinois (RF)	76-74	W
1952	Raleigh	Minneapolis Kansas State (NF)	68-58	W
		Penn State (RS)	82-54	W
1955	Evanston	St. John's (RF)	57-64	L
		Marquette (RS)	71-79	L
		Penn State (Cons.)	84-59	W
1956	Iowa City	Wayne State (RS)	84-64	W
		Iowa (RF)	77-89	L
1957	Lexington	Pittsburgh (RS)	98-92	W
		Michigan State (RF)	68-80	L
1958	Lexington	Miami, Ohio (RS)	94-70	W
		Notre Dame (RF)	89-56	W
		Louisville Tempe (NS)	61-60	W
1959	Evanston	Seattle (NF)	84-72	W
		Louisville (RS)	61-76	L
1961	Louisville	Marquette (Cons.)	98-69	W
		Morehead State (RS)	71-64	W
		Ohio State (RF)	74-87	L
1962	Iowa City	Butler (RS)	81-60	W
		Ohio State (RF)	64-74	L
1964	Minneapolis	Ohio (RS)	69-85	L
		Loyola, Chi. (Cons.)	91-100	L
1966	Iowa City	Dayton (RS)	86-79	W
		Michigan (RF)	84-77	W
		College Park Duke (NS)	83-79	W
1968	Lexington	UTEP (NF)	65-72	L
		Marquette (RS)	107-89	W
1969	Madison	Ohio State (RF)	81-82	L
		Marquette (RS)	74-81	L
		Miami, Ohio (Cons.)	72-71	W

1970	Columbus	Notre Dame (RS)	109-99	W
		Jacksonville (RF)	100-106	L
1971	Athens	Western Kentucky (RS)	83-107	L
		Marquette (Cons.)	74-91	L
1972	Dayton	Marquette (RS)	85-69	W
		Florida State (RF)	54-73	L
1973	Nashville	Austin Peay (RS) [OT]	106-100	W
		Indiana (RF)	65-72	L
1975	Tuscaloosa	Marquette (1st)	76-54	W
		Dayton Central Michigan (RS)	90-73	W
		Indiana (RF)	92-90	W
1977	Philadelphia	San Diego Syracuse (NS)	95-79	W
		UCLA (NF)	85-92	L
		Princeton (1st)	72-58	W
1978	Knoxville	College Park VMI (RS)	93-78	W
		North Carolina (RF)	72-79	L
		Florida State (1st)	85-76	W
1980	Bowling Green	Dayton Miami, Ohio (RS)	91-69	W
		Michigan State (RF)	52-49	W
1981	Lexington	St. Louis Arkansas (NS)	64-59	W
		Duke (NF)	94-88	W
1982	Lexington	Duke (NF)	94-88	W
		Bowling Green Florida State ² (2nd)	97-78	W
1983	Tampa	Lexington Duke ⁴ (RS)	54-55	L
		Tuscaloosa UAB ¹ (2nd)	62-69	L
1984	Birmingham	Nashville Middle Tennessee ¹¹ (1st)	44-50	L
		Tampa Ohio ¹¹ (2nd)	57-40	W
1985	Salt Lake City	Knoxville Indiana ² (RS)	64-59	W
		Louisville ¹ (RF) [OT]	68-80	L
		BYU ³ (2nd)	93-68	W
1986	Charlotte	Lexington Louisville ⁶ (RS)	72-67	W
		Illinois ² (RF)	54-51	W
		Seattle Georgetown ¹ (NS)	40-53	L
1987	Atlanta	Washington ² (1st)	66-58	W
		UNLV ⁴ (2nd)	64-61	W
1988	Cincinnati	Denver St. John's ¹ (RS)	70-86	L
		Davidson ¹⁰ (1st)	75-55	W
1989	Birmingham	Western Ky. ⁸ (2nd)	71-64	W
		Atlanta Alabama ² (RS)	68-63	W
		LSU ¹¹ (RF)	57-59	L
1990	Birmingham	Ohio State ⁹ (1st)	77-91	L
		Southern ¹⁰ (1st)	99-84	W
1991	Birmingham	Maryland ⁷ (2nd)	90-81	W
		Villanova ⁸ (RS)	74-80	L

HISTORY AND TRADITION

1992 ²	Worcester	Old Dominion ¹⁵ (1st)	88-69	W
		Iowa State ¹⁰ (2nd)	106-98	W
	Philadelphia	Massachusetts (RS)	87-77	W
		Duke (RF) [OT]	103-104	W
1993 ³	Nashville	Rider ⁸ (1st)	96-52	W
		Utah ² (2nd)	83-62	W
	Charlotte	Wake Forest ² (RS)	103-69	W
		Florida State ² (RF)	106-81	W
	New Orleans	Michigan ¹ (NS) [OT]	78-81	L
1994 ³	St. Petersburg	Tennessee State ⁴ (1st)	83-70	W
		Marquette ² (2nd)	63-75	L
1995 ⁵	Memphis	Mt. St. Mary's ⁹ (1st)	113-67	W
		Tulane ⁹ (2nd)	82-60	W
	Birmingham	Arizona State ² (RS)	97-73	W
		North Carolina ² (RF)	61-74	L
1996 ⁶	Dallas	San Jose State ¹⁰ (1st)	110-72	W
		Virginia Tech ² (2nd)	84-60	W
	Minneapolis	Utah ¹ (RS)	101-70	W
		Wake Forest ² (RF)	83-63	W
	E. Rutherford	Massachusetts ¹ (NS)	81-74	W
		Syracuse ⁴ (NF)	76-67	W
1997 ⁷	Salt Lake City	Montana ¹⁵ (1st)	92-54	W
		Iowa ² (2nd)	75-69	W
	San Jose	St. Joseph's ⁴ (RS)	83-68	W
		Utah ² (RF)	72-59	W
	Indianapolis	Minnesota ¹ (NS)	78-69	W
		Arizona ² (NF) [OT]	79-84	L
1998 ²	Atlanta	S.C. State ¹⁵ (1st)	82-67	W
		Saint Louis ¹⁰ (2nd)	88-61	W
	St. Petersburg	UCLA ⁸ (RS)	94-68	W
		Duke ¹ (RF)	86-84	W
	San Antonio	Stanford ² (NS) [OT]	86-85	W
		Utah ² (NF)	78-69	W

1999 ³	New Orleans	New Mexico State ⁴ (1st)	82-60	W
		Kansas ² (2nd) [OT]	92-88	W
	St. Louis	Miami, Ohio ¹⁰ (RS)	58-43	W
		Michigan State ¹ (RF)	66-73	L
2000 ⁵	Cleveland	St. Bonaventure ¹² (1st) [2OT]	85-80	W
		Syracuse ⁴	50-52	L
2001 ²	Long Island	Holy Cross ¹⁵ (1st)	72-68	W
		Iowa ² (2nd)	92-79	W
	Philadelphia	Southern Cal ² (RS)	76-80	L
2002 ⁴	St. Louis	Valparaiso ¹³ (1st)	83-68	W
		Tulsa ¹² (2nd)	87-82	W
	Syracuse	Maryland ¹ (RS)	68-78	L
2003 ³	Nashville	IUPUI ¹⁸ (1st)	95-64	W
		Utah ² (2nd)	74-54	W
	Minneapolis	Wisconsin ² (RS)	63-57	W
		Marquette ² (RF)	69-83	L
2004 ⁴	Columbus	Florida A&M ¹⁶ (1st)	96-76	W
		UAB ² (2nd)	75-76	L
	2005 ⁵	Indianapolis	Eastern Kentucky ¹⁵ (1st)	72-64
		Cincinnati ¹ (2nd)	69-60	W
Austin		Utah ⁴ (RS)	62-52	W
		Michigan State ² (RF) [2OT]	88-94	L
2006 ⁶	Philadelphia	UAB ² (1st)	69-64	W
		Connecticut ¹ (2nd)	83-87	L
	2007 ⁸	Chicago	Villanova ¹ (1st)	67-58
		Kansas ¹ (2nd)	88-76	L
2008 ¹¹		Anaheim	Marquette (1st)	74-66

• as part of sanctions imposed by the NCAA, UK had to erase from its records the three games played in the NCAA Tournament: a 99-84 win over Southern, a 90-81 win over Maryland and an 80-74 loss to Villanova.

What's what?

UK Seed	Site	Opp. Seed	Round	
↓	↓	↓	↓	
1998 ²	Atlanta	S.C. State ¹⁵ (1st)	82-67	W

UK vs. NCAA OPPONENTS

Opponent	First Meeting	Last Meeting	W-L
Alabama	1986		1-0
UAB	1981	2006	1-2
Arizona	1997		0-1
Arizona State	1995		1-0
Arkansas	1978		1-0
Austin Peay	1973		1-0
Baylor	1948		1-0
BYU	1984		1-0
Butler	1962		1-0
Central Michigan	1975		1-0
Cincinnati	2005		1-0
Columbia	1948		1-0
Connecticut	2006		0-1
Dartmouth	1942		0-1
Davidson	1986		1-0
Dayton	1966		1-0
Duke	1966	1998	3-2
Eastern Kentucky	2005		1-0
Florida A&M	2004		1-0
Florida State	1972	1993	3-1
Georgetown	1984		0-1
Holy Cross	1948	2001	2-0
Illinois	1942	1984	4-0
Indiana	1973	1983	2-1
IUPUI	2003		1-0
Iowa	1956	2001	2-1
Iowa State	1992		1-0
Jacksonville	1970		0-1
Kansas	1999	2007	1-1
Kansas State	1951		1-0
LSU	1986		0-1
Louisville	1951	1984	2-2
Loyola, Ill.	1964		0-1
Marquette	1955	2008	4-6
Maryland	2002		0-1
Massachusetts	1992	1996	2-0
Miami, Ohio	1958	1999	4-0
Michigan	1966	1993	1-1
Michigan State	1957	2005	1-3
Middle Tennessee	1982		0-1
Minnesota	1997		1-0
Montana	1997		1-0

Opponent	First Meeting	Last Meeting	W-L
Morehead State	1961		1-0
Mount St. Mary's	1995		1-0
UNLV	1985		1-0
New Mexico State	1999		1-0
North Carolina	1977	1995	0-2
Notre Dame	1958	1970	2-0
Ohio	1964	1983	1-1
Ohio State	1945	1987	0-5
Oklahoma State	1949		1-0
Old Dominion	1992		1-0
Penn State	1952	1955	2-0
Pittsburgh	1957		1-0
Princeton	1977		1-0
Rider	1993		1-0
St. Bonaventure	2000		1-0
St. John's	1951	1985	1-2
St. Joseph's	1997		1-0
Saint Louis	1998		1-0
San Jose State	1996		1-0
Seattle	1958		1-0
South Carolina St.	1998		1-0
Southern Cal	2001		0-1
Stanford	1998		1-0
Syracuse	1975	2000	2-1
Temple	1958		1-0
Tennessee State	1994		1-0
UTEP	1966		0-1
Tufts	1945		1-0
Tulane	1995		1-0
Tulsa	2002		1-0
UCLA	1975	1998	1-1
Utah	1993	2005	6-0
Valparaiso	2002		1-0
Villanova	1949	2007	2-0
VMI	1977		1-0
Virginia Tech	1996		1-0
Wake Forest	1993	1996	2-0
Washington	1985		1-0
Wayne	1956		1-0
Western Kentucky	1971	1986	1-1
Wisconsin	2003		1-0
Totals			98-44

UK IN THE SOUTHEASTERN CONFERENCE

SEC CHAMPIONSHIPS

Team	Titles	Last Title
KENTUCKY	43	2005
LSU	9	2006
Tennessee	9	2008
Alabama	7	2002
Mississippi State	6	2004
Florida	4	2007
Vanderbilt	3	1993
Arkansas	2	1994
Auburn	2	1999
Georgia	1	1990
South Carolina	1	1997
*Georgia Tech	1	1938

*Former SEC Member

SEC TOURNAMENT CHAMPIONSHIPS

Team	Titles	Last Title
KENTUCKY	25	2004
Alabama	6	1991
Tennessee	4	1979
Florida	3	2007
Georgia	2	2008
Mississippi State	2	2002
Arkansas	1	2000
Auburn	1	1985
*Georgia Tech	1	1938
LSU	1	1980
Ole Miss	1	1981
Vanderbilt	1	1951

*Former SEC Member

SEC ALL-TIME STANDINGS

REGULAR-SEASON GAMES ONLY 1933-2008

Team	Yrs.	Won	Lost	Pct.	Titles
KENTUCKY	75	853	233	.785	43
Alabama	75	696	521	.572	7
Tennessee	75	634	492	.563	9
Arkansas	17	149	119	.556	2
Vanderbilt	76	601	551	.522	3
LSU	76	597	573	.510	9
Florida	75	517	586	.469	3
Auburn	75	536	626	.461	2
Mississippi St.	75	516	668	.436	6
Georgia	76	467	681	.407	1
South Carolina	17	106	166	.390	1
Ole Miss	75	424	739	.365	0

FORMER MEMBERS

Georgia Tech	32	201	207	.493	1
Tulane	34	195	252	.436	0
Sewanee	8	3	76	.038	0

NOTE: Sewanee withdrew after the 1940 season, Georgia Tech after the 1964 season and Tulane after the 1966 campaign. During World War II, Alabama, Auburn, Florida, Ole Miss, Mississippi State and Tennessee suspended intercollegiate basketball for the 1944 season. Kentucky did not compete for the title during the 1953, 1989 and 1990 seasons due to NCAA suspension.

ANNUAL SOUTHEASTERN CONFERENCE CHAMPIONS

Year	Champion (SEC W-L)	East Champ	West Champ	Tourney Champ	Site	Championship Game Result
1933	Kentucky (8-0)			Kentucky	Atlanta	Kentucky 46, Mississippi State 27
1934	Alabama (13-2)			Alabama	Atlanta	Alabama 41, Florida 25
1935	LSU (12-0), Kentucky (11-0)			No Tournament		
1936	Tennessee (8-4)			Tennessee	Knoxville	Tennessee 29, Alabama 25
1937	Kentucky (5-3)			Kentucky	*Knoxville	Kentucky 39, Tennessee 25
1938	Georgia Tech (9-2)			Georgia Tech	Baton Rouge	Georgia Tech 58, Ole Miss 47
1939	Kentucky (5-2)			Kentucky	Knoxville	Kentucky 46, Tennessee 38
1940	Kentucky (4-4)			Kentucky	Knoxville	Kentucky 51, Georgia 43
1941	Tennessee (8-3)			Tennessee	Louisville	Tennessee 36, Kentucky 33
1942	Kentucky (6-2)			Kentucky	Louisville	Kentucky 36, Alabama 34
1943	Tennessee (6-3)			Tennessee	Louisville	Tennessee 33, Kentucky 30
1944	Kentucky (0-0)			Kentucky	**Louisville	Kentucky 62, Tulane 46
1945	Kentucky (4-1)			Kentucky	Louisville	Kentucky 39, Tennessee 35
1946	Kentucky (6-0)			Kentucky	Louisville	Kentucky 59, LSU 36
1947	Kentucky (11-0)			Kentucky	Louisville	Kentucky 55, Tulane 38
1948	Kentucky (9-0)			Kentucky	Louisville	Kentucky 54, Georgia Tech 43
1949	Kentucky (13-0)			Kentucky	Louisville	Kentucky 68, Tulane 52

Year	Champion (SEC W-L)	East Champ	West Champ	Tourney Champ	Site	Championship Game Result
1950	Kentucky (11-2)			Kentucky	Louisville	Kentucky 95, Tennessee 58
1951	Kentucky (14-0)			Vanderbilt	Louisville	Vanderbilt 61, Kentucky 57
1952	Kentucky (14-0)			Kentucky	Louisville	Kentucky 44, LSU 43
1953	LSU (13-0)			No Tournament		
1954	Kentucky/LSU (14-0)			No Tournament		
1955	Kentucky (12-2)			No Tournament		
1956	Alabama (14-0)			No Tournament		
1957	Kentucky (12-2)			No Tournament		
1958	Kentucky (12-2)			No Tournament		
1959	Mississippi State (13-1)			No Tournament		
1960	Auburn (12-2)			No Tournament		
1961	Mississippi State (11-3)			No Tournament		
1962	Kentucky/Mississippi State (13-1)		No Tournament			
1963	Mississippi State (13-1)			No Tournament		
1964	Kentucky (11-3)			No Tournament		
1965	Vanderbilt (15-1)			No Tournament		
1966	Kentucky (15-1)			No Tournament		
1967	Tennessee (15-3)			No Tournament		
1968	Kentucky (15-3)			No Tournament		
1969	Kentucky (16-2)			No Tournament		
1970	Kentucky (17-1)			No Tournament		
1971	Kentucky (16-2)			No Tournament		
1972	Kentucky/Tennessee (14-4)			No Tournament		
1973	Kentucky (14-4)			No Tournament		
1974	Alabama/Vanderbilt (15-3)			No Tournament		
1975	Kentucky/Alabama (15-3)			No Tournament		
1976	Alabama (15-3)			No Tournament		
1977	Kentucky/Tennessee (16-2)			No Tournament		
1978	Kentucky (16-2)			No Tournament		
1979	LSU (14-4)			Tennessee	Birmingham	Tennessee 75, Kentucky 69 (OT)
1980	Kentucky (15-3)			LSU	Birmingham	LSU 80, Kentucky 78
1981	LSU (17-1)			Ole Miss	Birmingham	Ole Miss 66, Georgia 62
1982	Kentucky/Tennessee (13-5)			Alabama	Lexington	Alabama 48, Kentucky 46
1983	Kentucky (13-5)			Georgia	Birmingham	Georgia 86, Alabama 71
1984	Kentucky (14-4)			Kentucky	Nashville	Kentucky 51, Auburn 49
1985	LSU (13-5)			Auburn	Birmingham	Auburn 53, Alabama 49 (OT)

Year	Champion (SEC W-L)	East Champ	West Champ	Tourney Champ	Site	Championship Game Result
1986	Kentucky (17-1)			Kentucky	Lexington	Kentucky 83, Alabama 72
1987	Alabama (16-2)			Alabama	Atlanta	Alabama 69, LSU 62
1988	Vacated			Vacated	Baton Rouge	Kentucky 62, Georgia 57
1989	Florida (13-5)			Alabama	Knoxville	Alabama 72, Florida 60
1990	Georgia (13-5)			Alabama	Orlando	Alabama 70, Ole Miss 51
1991	Mississippi State/LSU (13-5)			Alabama	Nashville	Alabama 88, Tennessee 64
1992	Arkansas (13-3)	Kentucky (12-4)	Arkansas (13-3)	Kentucky	Birmingham	Kentucky 80, Alabama 54
1993	Arkansas (13-3)	Vanderbilt (14-2)	Arkansas (10-6)	Kentucky	Lexington	Kentucky 82, LSU 65
1994	Arkansas (14-2)	Kentucky/Florida (12-4)	Arkansas (14-2)	Kentucky	Memphis	Kentucky 73, Florida 60
1995	Kentucky (14-2)	Kentucky (14-2)	Arkansas/Mississippi St. (12-4)	Kentucky	Atlanta	Kentucky 95, Arkansas 93 (OT)
1996	Kentucky (16-0)	Kentucky (16-0)	Mississippi State (10-6)	Mississippi State	New Orleans	Mississippi State 84, Kentucky 73
1997	South Carolina (15-1)	South Carolina (15-1)	Ole Miss (11-5)	Kentucky	Memphis	Kentucky 95, Georgia 68
1998	Kentucky (14-2)	Kentucky (14-2)	Ole Miss (12-4)	Kentucky	Atlanta	Kentucky 86, South Carolina 56
1999	Auburn (14-2)	Tennessee (12-4)	Auburn (14-2)	Kentucky	Atlanta	Kentucky 76, Arkansas 63
2000	Kentucky/Florida/Tenn./LSU (12-4)	Kentucky/Fla./Tenn. (12-4)	LSU (12-4)	Arkansas	Atlanta	Arkansas 75, Auburn 67
2001	Kentucky/Florida (12-4)	Kentucky/Florida (12-4)	Ole Miss (11-5)	Kentucky	Nashville	Kentucky 77, Ole Miss 55
2002	Alabama (12-4)	Kentucky/Florida (10-6)	Alabama (12-4)	Mississippi State	Atlanta	Mississippi State 61, Alabama 58
2003	Kentucky (16-0)	Kentucky (16-0)	Mississippi State (9-7)	Kentucky	New Orleans	Kentucky 64, Mississippi State 57
2004	Mississippi State (14-2)	Kentucky (13-3)	Mississippi State (14-2)	Kentucky	Atlanta	Kentucky 89, Florida 73
2005	Kentucky (14-2)	Kentucky (14-2)	Alabama/LSU (12-4)	Florida	Atlanta	Florida 70, Kentucky 53
2006	LSU (14-2)	Tennessee (12-4)	LSU (14-2)	Florida	Nashville	Florida 49, South Carolina 47
2007	Florida (13-3)	Florida (13-3)	Ole Miss/Mississippi St. (8-8)	Florida	Atlanta	Florida 77, Arkansas 56
2008	Tennessee (14-2)	Tennessee (14-2)	Mississippi St. (12-4)	Georgia	Atlanta (Alexander Memorial)	Georgia 66, Arkansas 57

NOTES: From 1933-1950 the SEC champion was determined by a tournament, except for 1935. *Only six teams participated due to World War II. Since 1951, when the round-robin schedule was introduced, the title has been decided by a winning percentage on the conference schedule. From 1951-1984 the round-robin schedule was 14 games. From 1965-1966 and since 1992 the round-robin schedule has been 16 games. From 1967-1990 the round-robin schedule was 18 games. In 1979 the SEC Tournament was renewed with the winner receiving an automatic bid to the NCAA Tournament. *In 2008, the tournament was moved to Georgia Tech's Alexander Memorial Coliseum after a tornado hit the Georgia Dome during second round action on Friday, March 14.

UK IN THE SEC TOURNAMENT

The Wildcats have enjoyed unparalleled success in the league's postseason tournament. In the 48 years the event has been held, Kentucky has captured 25 titles and has won 85 percent of its games in the tourney. Next in line among the schools in tournament titles is Alabama with six. Since the tournament was renewed in 1979, 10 different schools have captured the trophy. Only Vanderbilt and South Carolina have failed to win the event. Kentucky is the only team to win the event 12 times since 1979, including titles in seven of the eight years in the 1990s. During that decade, the Wildcats lost only one SEC Tournament game in 24 tries.

SEC TOURNAMENT RECORD

Team	Yrs.	Won	Lost	Pct.	Titles
KENTUCKY	47	110	21	.840	25
Alabama	49	56	42	.571	6
Tennessee	48	55	44	.556	4
Arkansas	17	20	16	.556	1
South Carolina	17	16	17	.485	0
LSU	49	42	48	.467	1
Florida	43	31	40	.437	3
Georgia	48	37	46	.446	2
Vanderbilt	47	29	46	.387	1
Auburn	46	26	45	.366	1
Ole Miss	46	23	45	.338	1
Mississippi St.	48	21	46	.313	2

FORMER MEMBERS

Georgia Tech	19	14	18	.438	1
Tulane	16	12	16	.429	0
Sewanee	2	0	2	.000	0

UK vs. SEC TOURNAMENT FIELD

Team	All	1st Rd	Quarters	Semis	Finals
Alabama	11-2	1-0	3-1	4-0	3-1
Arkansas	7-1	0-0	0-1	5-0	2-0
Auburn	12-1	1-0	7-1	3-0	1-0
Florida	10-3	4-1	3-1	1-0	2-1
Georgia	8-1	0-0	4-1	1-0	3-0
LSU	14-1	0-0	3-0	8-0	3-1
Ole Miss	13-0	4-0	5-0	3-0	1-0
Mississippi State	7-2	1-0	3-1	1-0	2-1
South Carolina	3-2	0-0	1-1	1-1	1-0
Tennessee	10-4	0-0	2-0	4-1	4-3
Vanderbilt	4-3	1-0	3-2	0-0	0-1
Former members	11-1	2-0	2-1	3-0	4-0
Totals	110-21	14-1	36-10	34-2	26-8

KENTUCKY'S SEC TOURNAMENT HISTORY

1933	Atlanta	Ole Miss (1st)	49-31	W	1940	Knoxville	Vanderbilt (QF)	44-34	W		
		Florida (QF)	48-24	W			Tennessee (SF) [2OT]	30-29	W		
		LSU (SF)	51-38	W			Georgia (F)	51-43	W		
		Mississippi State (F)	46-27	W			1941	Louisville	Ole Miss (1st)	62-52	W
1934	Atlanta	Florida (1st)	32-38	L	Tulane (QF)	59-30			W		
		1936	Knoxville	Mississippi State (QF)	41-39	W			Alabama (SF)	39-37	W
Tennessee (SF)	28-39	L		Tennessee (F)	33-36	L					
1937	Knoxville	LSU (QF)	57-37	W	1942	Louisville	Florida (1st)	42-36	W		
		Georgia Tech (SF)	40-30	W			Ole Miss (QF)	59-32	W		
		Tennessee (F)	39-25	W			Auburn (SF)	40-31	W		
Tulane (QF)	36-38	L	Alabama (F)	36-34			W				
1938	Baton Rouge	Tulane (QF)	36-38	L	1943	Louisville	Tulane (1st)	48-31	W		
		1939	Knoxville	Ole Miss (QF)			49-30	W	Georgia (QF)	59-30	W
				LSU (SF)			53-34	W	Mississippi State (SF)	52-43	W
Tennessee (F)	46-38	W									

KENTUCKY WILDCAT BASKETBALL

		Tennessee (F)	30-33	L						
1944	Louisville	Georgia (QF)	57-29	W		1993	Lexington	Tennessee (QF)	101-40	W
		LSU (SF)	55-28	W				Arkansas (SF)	92-81	W
		Tulane (F)	62-46	W				LSU (F)	82-65	W
1945	Louisville	Florida (1st)	57-35	W		1994	Memphis	Mississippi State (QF)	95-76	W
		LSU (QF)	68-37	W				Arkansas (SF)	90-78	W
		Alabama (SF)	52-41	W				Florida (F)	73-60	W
1946	Louisville	Tennessee (F)	39-35	W		1995	Atlanta	Auburn (QF)	93-81	W
		Auburn (1st)	69-24	W				Florida (SF)	86-72	W
		Florida (QF)	69-32	W				Arkansas (F) [OT]	95-93	W
1947	Louisville	Alabama (SF)	59-30	W		1996	New Orleans	Florida (QF)	100-76	W
		LSU (F)	59-36	W				Arkansas (SF)	95-75	W
		Vanderbilt (1st)	98-29	W				Mississippi State (F)	73-84	L
1948	Louisville	Auburn (QF)	84-18	W		1997	Memphis	Auburn (QF)	92-50	W
		Georgia Tech (SF)	75-53	W				Ole Miss (SF)	88-70	W
		Tulane (F)	55-38	W				Georgia (F)	95-68	W
1949	Louisville	Tennessee (SF)	70-47	W		1998	Atlanta	Alabama (QF)	82-71	W
		Georgia Tech (F)	54-43	W				Arkansas (SF)	99-74	W
		Florida (1st)	73-36	W				South Carolina (F)	86-56	W
1950	Louisville	Auburn (QF)	70-39	W		1999	Atlanta	Ole Miss (QF)	83-73	W
		Tennessee (SF)	83-44	W				Auburn (SF)	69-57	W
		Tulane (F)	68-52	W				Arkansas (F)	76-63	W
1951	Louisville	Arkansas (QF)	72-86	L		2000	Atlanta	Arkansas (QF)	72-86	L
		Mississippi State (QF)	56-46	W		2001	Nashville	South Carolina (QF)	78-65	W
		Georgia (SF)	79-63	W				Arkansas (SF)	87-78	W
1952	Louisville	Tennessee (F)	95-58	W				Ole Miss (F)	77-55	W
		Mississippi State (1st)	92-70	W		2002	Atlanta	South Carolina (QF)	57-70	L
		Auburn (QF)	84-54	W		2003	New Orleans	Vanderbilt (QF)	81-63	W
1953	Louisville	Georgia Tech (SF)	82-56	W				Auburn (SF)	78-58	W
		Vanderbilt (F)	57-61	L				Mississippi State (F)	64-57	W
		Georgia Tech (1st)	80-59	W		2004	Atlanta	Georgia (QF)	69-60	W
1954	Louisville	Tulane (QF)	85-61	W				South Carolina (SF)	78-63	W
		Tennessee (SF)	81-66	W				Florida (F)	89-73	W
		LSU (F)	44-43	W		2005	Atlanta	Tennessee (QF)	76-62	W
1955	Birmingham	LSU (SF)	44-43	W				LSU (SF) [OT]	79-78	W
		Ole Miss (1st)	82-77	W				Florida (F)	53-70	L
		Alabama (QF)	101-100	W		2006	Nashville	Ole Miss (1st)	71-57	W
1956	Birmingham	LSU (SF)	80-67	W				Alabama (QF)	68-61	W
		Tennessee (F) [OT]	69-75	L				South Carolina (SF)	61-65	L
		Auburn (QF)	69-61	W		2007	Atlanta	Alabama (1st)	79-67	W
1957	Birmingham	Ole Miss (SF)	70-67	W				Mississippi St. (QF) [OT]	82-84	L
		LSU (F)	78-80	L		2008	Atlanta	Georgia (QF) [OT]	60-56	L
		Vanderbilt (QF)	55-60	L						
1958	Lexington	Auburn (QF)	89-66	W						
		Ole Miss (SF)	62-58	W						
		Alabama (F)	46-48	L						
1959	Birmingham	Alabama (QF)	64-69	L						
		Georgia (QF)	92-79	W						
		Alabama (SF)	48-46	W						
1960	Nashville	Auburn (F)	51-49	W						
		Florida (QF)	55-58	L						
		Ole Miss (QF)	95-69	W						
1961	Lexington	LSU (SF)	61-58	W						
		Alabama (F)	83-72	W						
		Auburn (QF)	72-79	L						
1962	Baton Rouge	Ole Miss (QF)	82-64	W						
		LSU (SF)	86-80	W						
		Georgia (F)	62-57	W						
1963	Knoxville	Vanderbilt (QF)	63-77	L						
		Vanderbilt (QF)	76-57	W						
		LSU (SF)	80-74	W						
1964	Birmingham	Alabama (F)	80-54	W						

KENTUCKY IN THE NATIONAL RANKINGS

KENTUCKY WEEK-BY-WEEK IN THE ASSOCIATED PRESS POLLS

Year	PS	1	2	3	4	5	6	7	8	9	10	11	12	13	14	15	16	17	18	*Dates
1948-49	2	2	1	1	1	1	1	1												1/20-3/8
1949-50	2	2	5	4	6	7	5	5	4	3										1/5-3/7
1950-51	1	1	3	3	2	1	1	1	1	1	1	1	1							12/19-3/7
1951-52	1	2	1	4	3	3	3	3	1	1	1	1	1							12/11-3/4
1952-53	%- Not Applicable																			
1953-54	2	2	2	1	1	1	1	1	1	1	1	2	2	1	1	1				12/8-3/23
1954-55	2	2	1	1	1	1	1	1	1	1	2	2	2	2	2					12/7-3/8
1955-56	2	12	9	13	6	5	4	3	8	7	7	8	12	9						12/6-3/6
1956-57	3	7	3	3	3	4	5	4	3	3	3	3	3	3						12/11-3/12
1957-58	3	5	9	10	9	9	8	12	12	13	12	9	9	3						12/10-3/11
1958-59	2	2	1	1	1	2	1	1	1	1	3	1	1	2						12/9-3/9
1959-60	13	13	-	17	16	15	-	-	-	-	-	-	-	-						12/12-3/8
1960-61	20	-	19	-	-	-	-	-	-	-	-	-	-	-						12/13-3/7
1961-62	-	6	3	3	2	2	2	2	2	3	4	4	3							12/19-3/13
1962-63	3	9	-	9	5	6	-	-	-	-	-	-	-	-	-	-				12/4-3/12
1963-64	9	5	2	2	1	2	4	5	4	3	3	2	3	4						12/10-3/10
1964-65	11	9	8	-	-	-	-	-	-	-	-	-	-	-						12/8-3/9
1965-66	-	-	10	5	2	2	2	2	2	2	1	1	1	1						12/7-3/8
1966-67	3	3	4	-	-	-	-	-	-	-	-	-	-	-						12/6-3/7
1967-68	-	9	4	7	6	5	4	8	9	10	8	8	5	5	4	5				12/5-3/12
1968-69	3	3	4	4	4	3	7	5	5	5	4	4	6	6	7					12/3-3/4
1969-70	2	1	1	1	1	2	2	2	2	3	2	2	1	2						12/9-3/10
1970-71	3	5	3	7	8	11	10	11	8	8	12	10	8	8	8	8				12/8-3/16
1971-72	10	7	7	11	12	19	15	-	-	-	-	17	18	-	18					12/7-3/14
1972-73	13	8	-	-	-	-	-	-	-	-	-	-	-	-	119	17				12/5-3/13
1973-74	10	10	-	-	-	-	-	-	-	-	-	-	-	-	-	-	-	-	-	12/4-3/27
1974-75	16	15	-	20	17	9	7	10	11	5	5	4	7	4	6	6	5	2	2	12/3-4/2
1975-76	6	7	14	20	18	-	-	-	-	-	-	-	-	-	-	-	-	-	-	12/2-3/16
1976-77	6	4	3	7	6	3	2	6	6	3	3	2	2	2	6	3				11/30-3/15
1977-78	2	1	1	1	1u	1u	1u	1u	1u	1	1	3	2	1	1	1				11/29-3/13
1978-79	11	10	10	6	11	13	9	17	-	-	-	-	-	-	-	-	-	-	-	11/28-3/13
1979-80	2	5	5	3	2	2	4	6	5	3	6	5	3	2	4					12/4-3/4
1980-81	1	2	2	2	2	5	4	3	6	7	6	11	10	9	7	8				12/2-3/10
1981-82	3	2	2	2	2	4	3	6	9	7	12	10	7	15	15					12/1-3/9
1982-83	4	3	2	2	2	3	3	6	11	10	15	13	11	10	7	10	12			11/30-3/15
1983-84	2	1	2	2	2	2	2	2	3	3	3	6	6	4	3	3	3			11/29-3/13
1984-85	18	-	-	-	-	-	-	-	-	-	-	-	-	-	-	-	-	-	-	11/27-3/12
1985-86	11	10	9	9	13	13	12	11	11	11	8	12	11	8	5	3	3			11/26-3/11

Year	PS	1	2	3	4	5	6	7	8	9	10	11	12	13	14	15	16	17	18	*Dates
1986-87	11	13	19	18	18	11	9	-	-	-	-	-	-	-	-	-	-	-	-	12/2-3/10
1987-88	5	2	1	2	2	1	5	4	4	9	10	10	9	12	8	6	6	-	-	12/1-3/15
1988-89	Not Ranked																			
1989-90	Not Ranked																			
1990-91	-	-	25	18	18	18	16	11	9	8	10	10	16	12	13	10	9	-	-	11/22-3/14
1991-92	4	13	14	9	8	17	15	10	8	14	19	19	13	11	10	9	6	-	-	11/27-3/12
1992-93	5	5	3	3	3	3	2	1	4	4	2	2	2	2	2	5	4	2	-	11/23-3/15
1993-94	2	2	1	6	5	5	5	4	8	7	9	7	4	11	7	7	10	7	-	11/22-3/14
1994-95	4	4	3	7	6	5	8	7	5	5	6	5	4	6	5	3	2	-	-	11/21-3/13
1995-96	1	1	1	5	5	4	2	2	2	2	2	2	2	2	2	1	1	2	-	11/20-3/12
1996-97	3	8	8	6	3	3	3	3	3	3	3	3	3	4	3	3	6	5	-	11/19-3/11
1997-98	8	9	8	7	4	4	4	6	6	6	7	7	8	7	8	7	7	5	-	11/18-3/10
1998-99	4	4	4	8	5	3	3	7	6	6	7	6	5	8	6	13	14	8	-	11/15-3/8
1999-00	14	14	11	13	23	-	-	-	25	20	18	16	14	11	19	18	22	16	19	11/15-3/13
2000-01	12	20	22	-	-	-	-	-	-	-	-	-	-	-	-	22	13	15	15	9
2001-02	4	-	10	13	11	9	7	6	6	8	12	8	10	7	10	12	11	12	16	11/12-3/11
2002-03	17	17	15	18	12	18	14	20	18	16	8	7	6	3	2	2	2	2	1	11/18-3/17
2003-04	11	10	10	9	8	2	2	8	7	5	9	5	9	8	9	9	8	2	-	11/17-3/15
2004-05	9	9	8	8	10	9	8	8	8	9	8	7	6	5	3	5	3	4	7	11/15-3/14
2005-06	9	8	7	10	15	23	19	18	19	-	-	-	-	-	-	-	-	-	-	11/14-3/13
2006-07	22	22	20	-	-	-	-	-	-	-	25	-	-	-	20	-	-	-	-	11/13-3/12
2007-08	20	-	-	-	-	-	-	-	-	-	-	-	-	-	-	-	-	-	-	11/05-3/31

Note: AP polls were ranked 1-20 until 1989-90, when they were changed to the Top 25. Release dates and the number of weekly rankings per season varied from year-to-year.

AP Top 10 Finishes

1. Kentucky	38
2. North Carolina	31
3. Duke	28
4. UCLA	25
5. Kansas	21
6. Indiana	16
7. Notre Dame	12
Louisville	12
9. Michigan	11
Syracuse	11

AP No. One Finishes

1. Kentucky	8
UCLA	8
3. Duke	7
4. North Carolina	6
5. Indiana	3
6. Cincinnati	2
DePaul	2
Houston	2
Louisville	2
Michigan	2
UNLV	2
Ohio State	2
San Francisco	2

Coaches' Top 10 Finishes

1. Kentucky	34
2. North Carolina	32
3. Kansas	24
UCLA	24
5. Duke	22
6. Indiana	18
7. Louisville	13
8. Marquette	11
9. Michigan	10
Utah	10

Coaches' No. One Finishes

1. Kentucky	7
UCLA	7
3. Indiana	5
4. North Carolina	4
5. Duke	3
6. Nine schools	2

RUPP ARENA



Capacity: 23,000
(1976-Present: Won 415, Lost 54)

Adolph Rupp is synonymous with winning. As coach of Kentucky, he was a pioneer in the Wildcats' fast-break offense while becoming the winningest coach the game had ever seen.

The site that now serves as a tribute to his outstanding coaching accomplishments – Rupp Arena – has become one of the most recognizable gymnasiums in the world while serving as home to college basketball's most storied program.

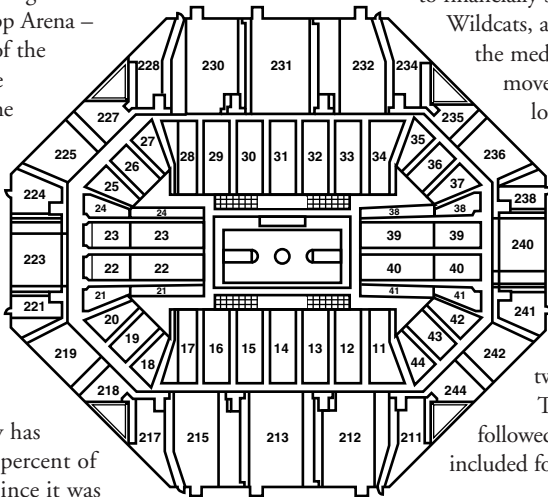
Now in its 33rd season as the Kentucky Wildcats' home court, the facility has seen UK win 88 percent of its home games since it was

opened in 1976.

In recent years, Rupp Arena completed renovations - including the lower arena seats being changed to blue from their previous rainbow colors. In addition, new end-zone seating moved the student section closer to the floor in an intimidating, standing-room only arrangement. While the endowment seats along courtside continue to entice fans

to financially support their Wildcats, a large portion of the media have been moved to a "press box" location between the lower and upper seating areas. And finally, nearly 40 seats were added to each corner, the first additions in seating in nearly two decades.

The improvements followed changes that included four new video



boards, a new playing floor with a striking new design and enhancements to the concourses as well. It was all part of a \$15 million upgrade to what many consider the mecca of college basketball.

Since the fall of 1976, the arena in downtown Lexington has served as home to three national championship teams at Kentucky. Three others have advanced to the Final Four. Eight seasons have witnessed the Cats go unbeaten at home.

It has played host to over 450 UK games, countless KHSAA Sweet 16s, a number of NBA exhibitions, 11 NCAA Tournaments, three SEC Tournaments and two Ohio Valley Conference Tournaments. With so many unforgettable moments, the

Now in its 33rd season as the home court of Kentucky basketball, the facility has seen UK win 88 percent of its home games since it was opened in 1976.

old floor still maintained a value to hoop fans across the Bluegrass and beyond. Therefore, officials made pieces of the relic available for public sale, with proceeds going to the UK Basketball Museum, the Kentucky High School Athletic Association and to help offset the costs of the new playing floor. Thanks to an auction of additional sections, like coaching boxes and lettered end zones, the old floor generated more than \$250,000.

The new portable basketball court, adorned with the official interlocking UK logo at mid-court, was designed by both UK officials and the Lexington Center Corporation. Robbins,

Inc., in Cincinnati constructed it in 2001 at a cost of \$125,000. When assembled, it lies 118 feet below the ceiling and is made of a high-grade northern maple. The floor can be removed and an ice rink can be constructed for ice shows or hockey games thanks to a \$2.5 million renovation during the summer of '96.

But the playing surface is just one aspect of the impressive home of the Cats. Situated in downtown Lexington, Rupp Arena has played host to several premier basketball events. In March of 1985, all roads led to Lexington for the NCAA Final Four as Villanova shocked Georgetown in a memorable finale.

In 1986, Rupp played host to both the Southeastern Conference Tournament and the NCAA Women's Final Four. On numerous other occasions, the arena has served as one stop en route to the NCAA title game.

An awesome structure in sight and scope, the arena is divided into two seating areas. The lower level features 10,000 cushioned theater seats. The upper level has 13,000 seats on epoxy-coated metal bleachers. The latter can be visually isolated to provide more natural setting for small shows.

Built by the city of Lexington, the arena is the major portion of the \$53 million Lexington Center complex, which includes an expanded convention-exhibition hall, a 50-store tri-level enclosed shopping mall and a Hyatt Regency Hotel.

The Wildcats command an exclusive locker room 365 days a year, while other amenities include six team-size dressing rooms and eight smaller units.

In January 2001, the arena unveiled four new video boards, each 12'6" by 20' in size and mounted in each corner. It allowed the Wildcats to utilize a new "lights out" introduction, featuring a video presentation and indoor fireworks.

RUPP ARENA RECORDS

TEAM

	Kentucky	Opponent
Points in a Game	127 vs. LSU (3-4-95)	116, UL Lafayette (12-23-89)
Points in a Half	68 (2nd) vs. Eastern Kentucky (12-8-93)	67, (2nd) UL Lafayette (12-23-89)
	68 (2nd) vs. Tennessee State (12-30-02)	
Margin of Victory	74 vs. Tennessee-Martin (11-26-94)	35, LSU (1-18-87)
Field Goals	49 vs. Kentucky State (12-15-01)	41, UL Lafayette (12-23-89)
Field Goals Attempted	103 vs. UL Lafayette (12-23-89)	89, UL Lafayette (12-23-89)
Field Goal Percentage	.722 vs. Mississippi State (2-15-86)	.650, Northwestern State (11-22-85)
3-Point Goals	20 vs. LSU (3-4-95)	14, Penn State (11-25-00)
3-Point Goals Attempted	53 vs. UL Lafayette (12-23-89)	34, Houston (1-3-07)
3-Point Goal Percentage	.667 vs. Mississippi State (1-6-88)	.714, Austin Peay (11-29-86)
Free Throws	44 vs. Vanderbilt (1-19-80)	41, Arkansas (1-25-92)
Free Throws Attempted	56 vs. Mississippi State (2-28-77)	49, Arkansas (1-25-92)
Free Throw Percentage	.960 vs. Georgia (1-7-92)	1.000, East Tennessee State (12-21-84)
Rebounds	62 vs. Bowling Green (12-17-76)	62, UL Lafayette (12-23-89)
	62 vs. Morehead State (12-16-95)	
Assists	33 vs. Kentucky State (12-15-01)	25, Georgia (2-24-85)
Turnovers	29 vs. Eastern Kentucky (12-5-00)	42, Tennessee-Martin (11-26-94)
Blocked Shots	17 vs. Morehead State (11-20-97)	19, Villanova (12-4-82)
Steals	23 vs. Mississippi State (2-3-91)	19, Villanova (12-4-82)
	23 vs. Tennessee-Martin (11-26-94)	
Personal Fouls	35 vs. Auburn (2-4-81)	36, LSU (1-25-82)

INDIVIDUAL

	Kentucky	Opponent
Points	40, Derrick Miller vs. Vanderbilt (2-7-90)	45, David Robinson, Navy (1-25-87)
Field Goals	15, Derrick Miller vs. Vanderbilt (2-7-90)	17, Freeman Williams, Portland State (1-16-77)
Field Goals Attempted	28, Derrick Miller vs. Vanderbilt (2-7-90)	40, Freeman Williams, Portland State (1-16-77)
3-Point Goals	9, Tony Delk vs. TCU (1-20-96)	7, Chris Jackson, LSU (2-15-90)
		7, D.A. Layne, Georgia (2-17-99)
		7, Joe Crispin, Penn State (11-25-00)
		7, Vincent Yarbrough, Tennessee (2-19-02)
		7, Chris Lofton, Tennessee (2-7-06)
3-Point Goals Attempted	18, Derrick Miller vs. Tennessee Tech (12-6-89)	17, Chris Jackson, LSU (2-15-90)
		17, Vincent Yarbrough, Tennessee (2-19-02)
Free Throws	18, Dwight Anderson vs. Miss.State (2-12-79)	16, Dan Cross, Florida (2-18-95)
Free Throws Attempted	23, Dwight Anderson vs. Miss. State (2-12-79)	18, Ronnie Williams, Florida (1-17-83)
		18, Corliss Williamson, Arkansas (2-9-94)
Rebounds	20, Chris Mills vs. Miami (Ohio) (12-17-88)	19, Bernard King, Tennessee (1-12-77)
	20, Jared Prickett vs. Arkansas (2-9-94)	
Assists	15, Travis Ford vs. Eku (12-8-93)	11, Spud Webb, N.C. State (1-5-85)
Blocked Shots	9, Sam Bowie vs. Vanderbilt (2-21-81)	10, David Robinson, Navy (1-25-87)
	9, Andre Riddick vs. LSU(3-14-93)	
Steals	8, Rajon Rondo vs. Mississippi State (2-19-05)	7, Michael Johnson, Alaska (12-28-87)
		7, Arizona Reid, High Point (11-29-05)

MISCELLANEOUS

Win-Loss	415-54	(.885)
Most Combined Points	229	vs. UL Lafayette, (12-23-89)
Most Wins in a Season	18	1985-86
Most Losses in a Season	6	1988-89
Longest Winning Streak	33	Jan. 29, 1992 to Feb. 9, 1994
Longest Losing Streak	2	Feb. 11, 1989 to Feb. 22, 1989
		Dec. 23, 1989 to Jan. 10, 1990
		Jan. 10, 2006 to Jan. 14, 2006
Number of 100-Point Games by Kentucky	46	
Largest Attendance	24,465	vs. Florida (2-10-07)

KENTUCKY GAME ATTENDANCE

KENTUCKY'S ANNUAL HOME ATTENDANCE

Year	Site	Gms	Att.	Avg.	Year	Site	Gms	Att.	Avg.
2007-08	Rupp	18	405,964	*22,554	1978-79	Rupp	15	•351,042	•23,338
2006-07	Rupp	16	374,737	•23,421	1977-78	Rupp	16	373,403	•23,338
2005-06	Rupp	15	341,445	•22,763	1976-77	Rupp	14	•312,527	•22,323
2004-05	Rupp	15	337,796	22,520	1975-76	Memorial	12	138,135	11,511
2003-04	Rupp	13	295,227	•22,710	1974-75	Memorial	12	138,098	11,539
2002-03	Rupp	13	289,526	•22,271	1973-74	Memorial	12	130,755	10,896
2001-02	Rupp	15	315,203	•21,014	1972-73	Memorial	12	150,856	11,604
2000-01	Rupp	12	261,435	•21,786	1971-72	Memorial	13	150,297	11,561
1999-00	Rupp	14	314,267	•22,448	1970-71	Memorial	13	152,471	11,728
1998-99	Rupp	13	303,771	•23,367	1969-70	Memorial	15	181,295	12,086
1997-98	Rupp	12	287,354	•23,946	1968-69	Memorial	13	165,600	11,821
1996-97	Rupp	13	309,457	•23,804	1967-68	Memorial	16	178,000	11,333
1995-96	Rupp	13	310,633	•23,895	1966-67	Memorial	13	136,588	10,502
1994-95	Rupp	13	309,477	23,806	1965-66	Memorial	13	149,571	11,505
1993-94	Rupp	14	326,474	23,320	1964-65	Memorial	14	151,000	10,786
1992-93	Rupp	16	382,869	23,929	1963-64	Memorial	14	165,650	11,117
1991-92	Rupp	17	403,847	23,755	1962-63	Memorial	15	153,132	10,208
1990-91	Rupp	13	312,329	•••24,025	1961-62	Memorial	16	165,495	10,343
1989-90	Rupp	15	346,869	23,125	1960-61	Memorial	14	129,978	9,284
1988-89	Rupp	14	306,524	21,895	1959-60	Memorial	13	138,995	10,692
1987-88	Rupp	17	393,725	23,160	1958-59	Memorial	15	177,824	11,855
1986-87	Rupp	15	345,718	23,048	1957-58	Memorial	13	124,461	9,574
1985-86	Rupp	••18	•••407,290	22,627	1956-57	Memorial	14	129,733	9,266
1984-85	Rupp	14	320,926	22,923	1955-56	Memorial	13	126,104	9,700
1983-84	Rupp	16	•380,453	•23,778					
1982-83	Rupp	••15	356,766	•23,785					
1981-82	Rupp	16	•371,093	•23,193					
1980-81	Rupp	15	•354,996	•23,666					
1979-80	Rupp	15	•352,511	•23,501					

• Nation's season high

•• Includes 3 SEC Tournament games

••• Rupp Arena Record

LARGEST RUPP ARENA CROWDS (UK GAMES)

No.	Att.	Date	Opponent	Score	W/L
1.	24,465	Feb. 10, 2007	Florida	61-64	L
2.	24,459	Feb. 4, 2003	Florida	70-55	W
3.	24,432	Dec. 17, 2005	Louisville	73-61	W
4.	24,386	Jan. 5, 2008	Louisville	75-89	L
5.	24,371	Feb. 23, 2008	Arkansas	63-58	W
6.	24,367	Jan. 9, 2005	Kansas	59-65	L
7.	24,340	Dec. 23, 1995	Louisville	89-66	W
8.	24,336	Feb. 11, 1996	Arkansas	88-73	W
9.	24,332	Mar. 7, 1992	Tennessee	99-88	W
10.	24,330	Dec. 29, 2001	Louisville	82-62	W
11.	24,329	Mar. 5, 2006	Florida	64-79	L
12.	24,328	Dec. 27, 2003	Louisville	56-65	L
13.	24,327	Nov. 27, 1993	Louisville	78-70	W
14.	24,326	Mar. 2, 1997	South Carolina	66-72	L
	24,326	Feb. 9, 1994	Arkansas	82-90	L
15.	24,325	Mar. 4, 1995	LSU	127-80	W

High School Games

No.	Att.	Date	Game(s)
1.	24,041	Mar. 27, 1987	LaRue Co. vs. Clay Co. Madison Central vs. Oldham Co.
2.	23,965	Mar. 12, 1999	Scott Co. vs. Madison Central Fleming Co. vs. Paducah Tilghman
3.	23,275	Mar. 16, 1991	Lou. Fairdale vs. Lex. Tates Creek
4.	22,344	Mar. 17, 2000	Iroquois vs. Scott Co. Lexington Catholic vs. Male
5.	22,175	Mar. 20, 1993	Marion Co. vs. Paul Dunbar
6.	22,001	Mar. 20, 2004	Mason Co. vs. Warren Central
7.	20,904	Mar. 26, 1982	Laurel Co. vs. Oldham Co. Virgie vs. Mason Co.
8.	20,764	Mar. 21, 1981	Simon Kenton vs. Mason Co.
9.	20,645	Mar. 15, 1995	Scott Co. vs. Breckinridge Co. St. Xavier vs. Marshall Co.
10.	20,325	Mar. 15, 1991	Pad. Tilghman vs. Lex. Tates Creek North Hardin vs. Cov. Holy Cross

Largest Crowds at Any UK Game

No.	Att.	Arena	Date	Game/Score
1.	78,129	Ford Field, Detroit	Dec. 13, 2003	UK 79, Michigan State 74
2.	64,151	Superdome, New Orleans	April 3, 1993	Michigan 81, UK 78 (OT)
3.	47,028	RCA Dome, Indianapolis	Mar. 29, 1997	UK 78, Minnesota 69
	47,028	RCA Dome, Indianapolis	Mar. 31, 1997	Arizona 84, UK 79*
5.	45,217	RCA Dome, Indianapolis	Dec. 3, 1988	Notre Dame 81, UK 65
6.	43,601	RCA Dome, Indianapolis	Dec. 5, 1987	UK 82, Indiana 76
7.	42,519	Edward Jones Dome, St. Louis	Mar. 21, 1999	Michigan St. 73, UK 66
8.	42,440	Edward Jones Dome, St. Louis	Mar. 19, 1999	UK 58, Miami (OH) 43
9.	41,071	RCA Dome, Indianapolis	Dec. 2, 1995	UK 89, Indiana 82
10.	40,589	Tropicana Field, St. Petersburg	Mar. 20, 1998	UK 94, UCLA 68
	40,589	Tropicana Field, St. Petersburg	Mar. 22, 1998	UK 86, Duke 84
12.	40,509	Alamodome, San Antonio	Mar. 28, 1998	UK 86, Stanford 85 (OT)
	40,509	Alamodome, San Antonio	Mar. 30, 1998	UK 78, Utah 69
14.	40,331	RCA Dome, Indianapolis	Mar. 19, 2005	UK 69, Cincinnati 60
15.	40,128	RCA Dome, Indianapolis	Dec. 2, 1989	Indiana 71, UK 69

COLLEGE TOURNAMENTS AT RUPP ARENA**NCAA TOURNAMENTS**

- 1977:** **Midwest Region**
Michigan 86, Detroit 81 (semi)
Charlotte 81, Syracuse 59 (semi)
Charlotte 75, Michigan 68 (final)
- 1980:** **Midwest Region**
Duke 55, Kentucky 54 (semi)
Purdue 76, Indiana 69 (semi)
Purdue 68, Duke 60 (final)
- 1984:** **Midwest Region**
Kentucky 72, Louisville 67 (semi)
Illinois 72, Maryland 70 (semi)
Kentucky 54, Illinois 51 (final)
- 1985:** **NCAA Final Four**
Georgetown 77, St. John's 59 (semi)
Villanova 52, Memphis 45 (semi)
Villanova 66, Georgetown 64 (final)
- 1989:** **Southeast Region**
Virginia 86, Oklahoma 80 (semi)
Michigan 92, North Carolina 87 (semi)
Michigan 102, Virginia 65 (final)
- 1992:** **Southeast Region**
Ohio State 80, North Carolina 73 (semi)
Michigan 75, Oklahoma St. 72 (semi)
Michigan 75, Ohio State 71 (OT) (final)
- 1994:** **Southeast Region**
Purdue 98, Central Florida 67 (1st Rd)
Alabama 76, Providence 70 (1st Rd)
WF 68, Col. Of Charleston 58 (1st Rd)
Kansas 102, Chattanooga 73 (1st Rd)
Purdue 83, Alabama 73 (2nd Rd)
Kansas 69, Wake Forest 58 (2nd Rd)
- 1996:** **Southeast Region**
Mississippi St. 60, UConn 55 (semi)
Cincinnati 87, Georgia Tech 70 (semi)
Mississippi St. 73, Cincinnati 63 (final)
- 1998:** **South Region**
Duke 99, Radford 63 (1st Rd)
Oklahoma St. 74, GW 59 (1st Rd)
Syracuse 63, Iona 61 (1st Rd)
New Mexico 79, Butler 62 (1st Rd)
Duke 79, Oklahoma St. 73 (2nd Rd)
Syracuse 56, New Mexico 62 (2nd Rd)
- 2002:** **South Region**
Indiana 73, Duke, 72 (semi)
Kent State 78, Pittsburgh 73 (semi)
Indiana 81, Kent State 69 (final)
- 2007:** **South Region**
Louisville 78, Stanford 58 (1st Rd)
Texas A&M 68, Penn 52 (1st Rd)
Ohio State 78, C. Conn. St. 57 (1st Rd)

Xavier 79, BYU 77 (1st Rd)
Ohio State 78, Xavier 71 [OT] (2nd Rd)
Texas A&M 72, Louisville 69 (2nd Rd)

OHIO VALLEY CONFERENCE TOURNAMENTS

- 1992:** Tenn. Tech 89, Austin Peay 68 (1st Rd)
Eastern Ky. 88, Tenn. State 67 (1st Rd)
Morehead St. 81, MTSU 80 (1st Rd)
Eastern Ky. 72, Tenn. Tech 67 (semi)
Murray St. 109, Morehead St. 77 (semi)
Murray St. 81, Eastern Ky. 60 (final)
- 1993:** Tenn. Tech 97, Morehead 89 (1st Rd)
Murray St. 82, Austin Peay 66 (1st Rd)
Tenn. State 77, Tenn. Tech 70 (semi)
Murray St. 74, Eastern Ky. 73 (semi)
Tenn. State 82, Murray State 68 (final)

SEC TOURNAMENTS

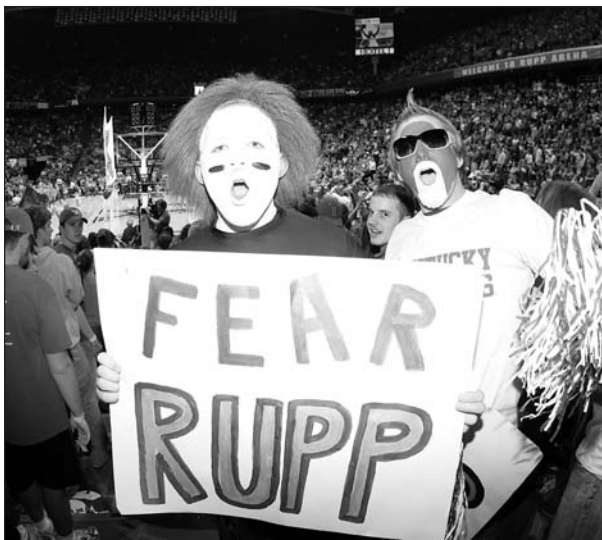
- 1982:** Vanderbilt 47, Florida 46 (2OT) (1st Rd)
Auburn 38, Mississippi 36 (OT) (1st Rd)
Alabama 85, Georgia 74 (2nd Rd)
Ole Miss 59, LSU 52 (2nd Rd)
Tennessee 57, Vanderbilt 54 (2nd Rd)
Kentucky 89, Auburn 66 (2nd Rd)
Alabama 56, Tennessee 50 (semi)
Kentucky 62, Ole Miss 58 (semi)
Alabama 48, Kentucky 46 (final)
- 1986:** Miss. State 62, Vanderbilt 54 (1st Rd)
Ole Miss 73, Tennessee 56 (1st Rd)
Alabama 79, Georgia 59 (2nd Rd)
LSU 72, Florida 66 (2nd Rd)
Miss. State 65, Auburn 63 (2nd Rd)
Kentucky 95, Ole Miss 69 (2nd Rd)
Alabama 77, Mississippi State 65 (semi)
Kentucky 61, LSU 58 (semi)
Kentucky 83, Alabama 72 (final)
- 1993:** Alabama 87, S. Carolina 79 (1st Rd)
Georgia 87, Miss. State 56 (1st Rd)
Ole Miss 67, Florida 62 (1st Rd)
Tennessee 78, Auburn 76 (1st Rd)
Vanderbilt 76, Alabama 59 (2nd Rd)
Arkansas 65, Georgia 60 (2nd Rd)
LSU 89, Ole Miss 70 (2nd Rd)
Kentucky 101, Tennessee 40 (2nd Rd)
LSU 72, Vanderbilt 62 (semi)
Kentucky 92, Arkansas 81 (semi)
Kentucky 82, LSU 65 (final)

YEAR-BY-YEAR

Year	W-L	Pct.
1976-77	12-2	.857
1977-78	16-0	1.000
1978-79	11-4	.733
1979-80	12-3	.800
1980-81	15-0	1.000
1981-82	15-1	.938
1982-83	14-1	.933
1983-84	16-0	1.000
1984-85	11-3	.786
1985-86	18-0	1.000
1986-87	13-2	.867
1987-88	14-2	.875
1988-89	8-6	.571
1989-90	13-2	.867
1990-91	13-0	1.000
1991-92	15-2	.882
1992-93	16-0	1.000
1993-94	13-1	.929
1994-95	12-1	.923
1995-96	13-0	1.000
1996-97	12-1	.923
1997-98	9-3	.750
1998-99	12-1	.923
1999-00	14-0	1.000
2000-01	11-1	.917
2001-02	12-3	.800
2002-03	12-1	.923
2003-04	11-2	.846
2004-05	14-1	.933
2005-06	10-5	.667
2006-07	14-2	.875
2007-2008	14-4	.778
Totals	415-54	.885



Indiana upset Duke in the 2002 South Regional in Lexington.



KENTUCKY AT HOME THROUGH THE YEARS

Home Arena	Seasons	W-L	Pct.
Pre-Alumni Gym (1903 through 1924)	22	91-46	.664
Alumni Gym (1924-25 through 1949-50)	26	247-24	.911
Memorial Coliseum (1950-51 through 1975-76)	25	306-38	.890
Rupp Arena (1976-77 through Present)	32	415-54	.885
Totals	105	1,059-162	.867

ALUMNI GYM

ALUMNI GYM

WON 247. LOST 24

Alumni Gym is actually “the first house that Rupp built.” A house filled with tradition. A house where Kentucky basketball began.

Memorial Coliseum is often referred to as “the house that Rupp built.” The Wildcats’ current home, Rupp Arena, was dedicated to the legendary coach in 1976. But the rich Kentucky basketball tradition began 26 years before the ink was even dry on the Memorial Coliseum plans.

In 1923, the Athletics Council members argued to the Board of Trustees that the old gym in Barker Hall’s Buell Armory was unsafe for even the small number of people it could accommodate. Large crowds that had to be turned away and the probability that the popular state high school tournament would be moved away were two major factors that convinced the Board members that a new gym was in order.

Soon, the 2,800-seat structure was approved and the Alumni Association began efforts to raise the \$100,000 needed for the Wildcats new home — a home critics labeled as a “white elephant.”

Alumni Gym, which was complete for the 1924-25 season, holds claim to the birth of Wildcat basketball mania. The building served as the home floor for Wildcat squads until 1950. During that time, Kentucky lost only 24 of its 271 games, while laying the groundwork to become the winningest college basketball team in the nation.

When Rupp took the reins of the program in 1930, his squads established a home record of 201 victories against just eight losses in 19 seasons. He led the Cats to 84 consecutive wins in the confines of Alumni including 64 consecutive victories in the Southeastern Conference.

During the last 17 seasons in the gym, the Wildcats won 12 conference tournament crowns and three Sugar Bowl championships. Through 26 seasons at the corner of the Avenue of Champions and South Limestone, Kentucky suffered only one losing season, while having 12 campaigns with three or fewer losses.

Kentucky basketball became a dynasty in 1948 after winning the SEC and NCAA cham-



YEAR-BY-YEAR AT ALUMNI GYM

Year	Won	Lost	Pct.
1924-25	8	2	80.0
1925-26	9	1	90.0
1926-27	2	8	25.0
1927-28	6	2	75.0
1928-29	7	2	77.8
1929-30	12	1	92.3
1930-31	9	0	100.0
1931-32	10	1	90.9
1932-33	10	1	90.9
1933-34	10	0	100.0
1934-35	13	0	100.0
1935-36	11	1	91.7
1936-37	9	1	90.0
1937-38	9	0	100.0
1938-39	9	1	90.0
1939-40	8	1	88.9
1940-41	9	1	90.0
1941-42	10	0	100.0
1942-43	8	1	88.9
1943-44	8	0	100.0
1944-45	10	0	100.0
1945-46	12	0	100.0
1946-47	17	0	100.0
1947-48	11	0	100.0
1948-49	10	0	100.0
1949-50	10	0	100.0
Totals	247	24	91.1

pionships and the coveted Olympic gold in London, England. Led by All-Americans Alex Groza, Ralph Beard and Wallace “Wah Wah” Jones, with Rupp coaching from the sidelines, the United States squad soundly defeated France 65-21 in the gold medal game to become the 1948 World Champions.

In 1950, Kentucky’s reign in Alumni Gym came to an end following the completion of the new Memorial Coliseum.

MEMORIAL COLISEUM

MEMORIAL COLISEUM

WON 306. LOST 38

For 26 years, the pulsating cries of “Rip ‘em Up, Tear ‘em Up, Give ‘em Hell Wildcats” rang through one of the grandest and most historic of all basket-ball palaces — UK’s Memorial Coliseum.

In 1941, when Dr. H.L. Donovan became president of the University, one of his first recommendations was for a building “that will properly take care of our athletics, our health service, physical education and recreation.” From this beginning came the plan that culminated in the construction of 11,500-seat Memorial Coliseum, a then-unparalleled edifice costing \$3,925,000 by the time it was completed in 1950.

The Wildcats got off to a fine start in the Coliseum, winning every game played in the building for the first three seasons. When Georgia Tech upset Kentucky 59-58 on Jan. 8, 1955, it marked the first time the Wildcats had lost on their home court since the days of Alumni Gym, dating back more than 12 years to Jan. 2, 1943.

The loss ended a streak of 129 consecutive wins at home for Kentucky, an NCAA record that still stands today. In 26 years, Kentucky came away a loser only 38 times in 344 games.

From the early 1960s on, the sale of UK basketball season tickets was closed to the public with season ticket holders taking all the allotment other than student seating.

The huge building, which serves as a memorial to the nearly 10,000 Kentuckians who lost their lives in World War II and the Korean War, covers an entire city block and contains as much space as a seven-story office building. Situated along the Avenue of Champions, the Coliseum still houses UK Athletics Association offices and is the home to Kentucky women’s basketball, gymnastics and volleyball. The arena’s current capacity is 8,500.



YEAR-BY-YEAR
AT MEMORIAL COLISEUM

Year	Won	Lost	Pct.
1950-51	14	0	100.0
1951-52	12	0	100.0
1952-53#	-	-	-
1953-54	14	0	100.0
1954-55	13	1	92.9
1955-56	11	2	90.9
1956-57*	14	2	87.5
1957-58*	14	1	93.3
1958-59	14	0	100.0
1959-60	10	3	76.9
1960-61	12	2	85.7
1961-62	14	2	87.5
1962-63	10	5	66.7
1963-64	13	1	92.9
1964-65	12	2	85.7
1965-66	13	0	100.0
1966-67	8	7	53.3
1967-68*	14	1	93.3
1968-69	12	1	92.3
1969-70	15	0	100.0
1970-71	12	1	92.3
1971-72	12	1	92.3
1972-73	11	2	84.6
1973-74	9	3	75.0
1974-75	12	0	100.0
1975-76	11	1	91.7
Totals	306	38	89.0

#UK was suspended from play by the NCAA

*Record includes two NCAA Tournament games

FREEDOM HALL - LOUISVILLE**A HOME-AWAY-FROM-HOME
(Won 119, Lost 32, .788)**

The University of Kentucky has built an impressive record playing in Louisville. Besides winning 23 of their last 27 there, the Wildcats have won an NCAA championship (1958), nine Southeastern Conference Tournament

**UK vs. OPPONENTS IN
LOUISVILLE**

School	Won	Lost
Alabama	5	0
Auburn	5	0
Austin Peay	2	0
Centre	0	1
Chattanooga	1	0
DePaul	4	0
Florida	5	0
Florida St.	1	0
Georgia	5	1
Georgia Tech	6	0
Great Lakes	0	2
Illinois	1	0
Indiana	9	4
Iona	1	0
Kansas	3	0
LSU	5	0
Louisville	10	6
Louisville Coliseum	0	1
Marshall	1	0
Mississippi	3	0
Mississippi State	3	0
Morehead	2	0
North Carolina	1	2
Notre Dame	23	9
Ohio State	0	1
Purdue	1	0
Seattle	1	0
St. Andrew's	0	1
Temple	5	0
Tennessee	5	2
Tulane	8	0
UAB	0	1
Vanderbilt	1	1
VMI	1	0
Western Kentucky	1	0
Total	119	32

titles, and have defeated some of the best teams from around the country before Wildcats fans in Louisville.

Kentucky began playing in Louisville in 1908, when the Cats lost to Louisville Coliseum, 30-18. UK defeated the University of Louisville, 26-13 in 1914, lost to the Cards 26-15 the following year, and then defeated them 32-24 in 1916. Two years later, UK lost to Centre, 22-12, in the state championship game played in Louisville. The Cats defeated the Cards there in 1922 and then did not play again in the Derby City until the 1936-37 season, when they dropped a 41-28 decision to Notre Dame.

Most of those early games were played in the Armory downtown before Freedom Hall was opened (1957). The Cats christened the new facility by capturing the 1958 NCAA title with victories over Temple and Seattle. The spacious arena has played host to Kentucky teams every year since. Kentucky's record at Freedom Hall now stands at 56-17.

The Wildcats' overall record in Louisville is 119-32: 71-25 in regular-season play, 43-3 in SEC Tournament play and 5-3 in postseason competition.

Kentucky's most impressive string of victories in Louisville came when the Cats won 32 straight games between 1946 and 1951. Only 12 of the 32 teams Kentucky has faced in Louisville have been able to knock off the Cats. The longest running series has been with Notre Dame, with the Wildcats holding a 23-9 advantage over the Fighting Irish.

Kentucky established a then-Freedom Hall attendance record in 1993 as 20,060 fans jammed the arena to watch the Cats down the Indiana Hoosiers, 81-78. Seven years earlier, 20,053 fans looked on as the Cats faced SEC-rival Georgia, Dec. 30, 1986. UK fans continued a Wildcat tradition as more than 19,000 arrived the night before for a brief Kentucky shooting practice and to catch a glimpse of super-frosh Rex Chapman in December 1986. Three days earlier, the Wildcats had handed Louisville its worst defeat ever at Freedom Hall, 85-51.

KENTUCKY RESULTS IN LOUISVILLE

Year	Opponent	Score	W-L
1907-08	Louisville Coliseum	18-30	L
1913-14	Louisville	26-13	W
1914-15	St. Andrew's	25-50	L
	Louisville	15-26	L
1915-16	Louisville	32-24	W
1917-18	Centre	12-24	L
1921-22	Louisville	38-14	W
1936-37	Notre Dame	28-41	L
1938-39	Notre Dame	37-42	L
1940-41	Notre Dame	47-48	L
	Ole Miss [SEC]	62-52	W
	Tulane [SEC]	59-30	W
	Alabama [SEC]	39-37	W
	Tennessee [SEC]	33-36	L
1941-42	Florida [SEC]	42-36	W
	Ole Miss [SEC]	59-32	W
	Auburn [SEC]	40-31	W
	Alabama [SEC]	36-34	W
	Great Lakes	47-58	L
1942-43	Indiana	52-58	L
	Notre Dame	60-55	W
1942-43	Tulane [SEC]	48-31	W
	Georgia [SEC]	59-30	W
	Miss. State [SEC]	52-43	W
	Tennessee [SEC]	30-33	L
	Great Lakes	39-53	L
1943-44	Indiana	61-41	W
	Notre Dame	55-54	W
	Georgia [SEC]	57-29	W
	LSU [SEC]	55-28	W
	Tulane [SEC]	62-46	W
1944-45	Indiana	61-43	W
	Notre Dame (OT)	58-59	L
	Florida [SEC]	57-35	W
	LSU [SEC]	68-37	W
	Alabama [SEC]	52-41	W
	Tennessee [SEC]	39-35	W
1945-46	Notre Dame	47-56	L
	Auburn [SEC]	69-24	W
	Florida [SEC]	69-32	W
	Alabama [SEC]	59-30	W

	LSU [SEC]	59-36	W
	Temple	54-43	W
1946-47	DePaul	65-45	W
	Notre Dame	60-30	W
	Vanderbilt [SEC]	98-29	W
	Auburn [SEC]	84-18	W
	Georgia Tech [SEC]	75-53	W
	Tulane [SEC]	55-38	W
1946-47	Temple	68-29	W
1947-48	DePaul	74-50	W
	Temple	58-38	W
	Florida [SEC]	87-31	W
	LSU [SEC]	63-47	W
	Tennessee [SEC]	70-47	W
	Georgia Tech [SEC]	54-43	W
1948-49	DePaul	67-36	W
	Tulane	51-47	W
	Notre Dame	62-38	W
	Florida [SEC]	73-36	W
	Auburn [SEC]	70-39	W
	Tennessee [SEC]	83-44	W
	Tulane [SEC]	68-52	W
1949-50	DePaul	49-47	W
	Miss. State [SEC]	56-46	W
	Georgia [SEC]	79-63	W
	Tennessee [SEC]	95-58	W
1950-51	Miss. State [SEC]	92-70	W
	Auburn [SEC]	84-54	W
	Georgia Tech [SEC]	82-56	W
	Vanderbilt [SEC]	57-61	L
1951-52	Georgia	95-55	W
	Georgia Tech [SEC]	80-59	W
	Tulane [SEC]	85-61	W
	Tennessee [SEC]	81-66	W
	LSU [SEC]	44-43	W
1953-54	Georgia Tech	99-48	W
1955-56	Georgia	143-66	W

FREEDOM HALL ERA

Year	Opponent	Score	W-L
1957-58	Temple [NCAA]	61-60	W
	Seattle [NCAA]	84-72	W
1958-59	Illinois	76-75	W
1959-60	Temple	97-92	W

1960-61	Notre Dame	68-62	W
	Morehead [NCAA]	71-64	W
	Ohio State [NCAA]	74-87	L
1961-62	Notre Dame	100-53	W
1962-63	Notre Dame	78-70	W
1963-64	Notre Dame	101-81	W
1964-65	Notre Dame	97-111	L
1965-66	Notre Dame	103-69	W
1966-67	Notre Dame	96-85	W
1967-68	Notre Dame	81-73	W
1968-69	Notre Dame	110-90	W
1969-70	Notre Dame	102-100	W
1970-71	Notre Dame	92-99	L
1971-72	Indiana	(2OT) 89-90	L
	Notre Dame	83-67	W
1972-73	North Carolina	70-78	L
	Notre Dame	65-63	W
1973-74	Indiana	68-77	L
	Notre Dame	79-94	L
1974-75	North Carolina	90-78	W
	Kansas	100-63	W
	Notre Dame	113-96	W
1975-76	Indiana	(OT) 68-77	L
	Notre Dame	79-77	W
1976-77	Notre Dame	102-78	W
	Florida State	97-57	W
1977-78	Notre Dame	73-68	W
1978-79	Notre Dame	81-76	W
1979-80	Notre Dame	86-80	W
1980-81	Notre Dame	61-67	L
1981-82	Notre Dame	(OT) 34-28	W
1982-83	Kansas	83-62	W
1983-84	Purdue	86-67	W
1984-85	Louisville	64-71	L
	Kansas	92-89	W
1985-86	VMI	93-55	W

1986-87	Louisville	85-51	W
	Georgia	65-69	L
1987-88	Notre Dame	78-69	W
1988-89	Austin Peay	85-77	W
	Louisville	75-97	L
1989-90	North Carolina	110-121	L
1990-91	Western Kentucky	84-70	W
	Louisville	93-85	W
1991-92	Morehead State	101-84	W
1992-93	Louisville	88-68	W
	Indiana	81-78	W
1993-94	Ole Miss	98-64	W
1994-95	Indiana	73-70	W
	Louisville	86-88	L
1995-96	Marshall	118-99	W
1996-97	Indiana	99-65	W
	Louisville	74-54	W
1997-98	Alabama	70-67	W
1998-99	Indiana	(OT) 70-61	W
	Louisville	74-83	L
1999-00	Georgia Tech	80-71	W
2000-01	Indiana	88-74	W
	Louisville	64-62	W
2001-02	Tulane	101-67	W
2002-03	Indiana	70-64	W
	Louisville	63-81	L
2003-04	Austin Peay	61-53	W
2004-05	Indiana	73-58	W
	Louisville	60-58	W
2005-06	Iona	73-67	W
2006-07	Chattanooga	79-63	W
	Louisville	61-49	W
2007-08	UAB	76-79	L

Freedom Hall record: 56-17 • UK's record in Louisville: 119-32

UK ATHLETICS HALL OF FAME

UK's Athletic Hall of Fame, organized in 2005, recognizes and honors persons whose participation and contributions enriched and strengthened the university athletic program. Athletes are required to wait five years after completing their Wildcat playing career before being eligible for the honor. The charter class was comprised of those individuals who had previously had their jersey retired at Rupp Arena, Commonwealth Stadium, Memorial Coliseum and Cliff Hagan Stadium.



UK ATHLETICS HALL OF FAME MEMBERS

Member (Sport, Years)

George Adams (FB 1981-84)	Jim Green (Track 1968-71)	Rick Nuzum (FB 1972-74)
Ermal Allen (FB 1939-41)	Kevin Grevey (MBB 1973-75)	Johnny Owens (MGolf 1947-50)
Sam Ball (FB 1963-65)	Alex Groza (MBB 1945, '47-49)	Vito "Babe" Parilli (FB 1949-51)
Cliff Barker (MBB 1947-49)	Cliff Hagan (MBB 1951-52, '54)	John Pelphrey (MBB 1989-92)
Ralph Beard (MBB 1946-49)	Joe B. Hall (MBB Coach 1973-85)	Rick Pitino (MBB Coach 1990-97)
Calvin Bird (FB 1958-60)	Tim Harden (Track 1993-96)	Derrick Ramsey (FB 1975-77)
Jerry Bird (MBB 1954-56)	Jenny Hansen (Gymnastics 1993-96)	Frank Ramsey (MBB 1951-52, '54)
Rodger Bird (FB 1963-65)	Vernon Hatton (MBB 1956-58)	Jay Rhodemyre (FB 1942, '46-47)
George Blanda (FB 1945-48)	Basil Hayden (MBB 1920-22)	Pat Riley (MBB 1965-67)
Marsha Bond (VB 1980-83)	Mark Higgs (FB 1984-87)	Rick Robey (MBB 1975-78)
Sam Bowie (MBB 1980-81, '84)	Tom Hutchinson (FB 1960-62)	Dave Roller (FB 1968-70)
Gay Brewer (MGolf 1952-54)	Dan Issel (MBB 1968-70)	Kenny Rollins (MBB 1943, '47-48)
Al Bruno (FB 1948-50)	Clyde Johnson (FB 1940-42)	Gayle Rose (MBB 1952, '54-55)
Paul "Bear" Bryant	Ellis Johnson	Layton "Mickey" Rouse (MBB 1938-40)
(FB Coach 1946-53)	(MBB, FB, Baseball, Track 1930-33)	Adolph Rupp (MBB Coach 1931-72)
Warren Bryant (FB 1974-76)	Wah Wah Jones	Forest "Aggie" Sale (MBB 1931-33)
Bob Burrow (MBB 1955-56)	(MBB 1946-49, FB 1945-48)	Howard Schnellberger (FB 1952-55)
Burgess Carey (MBB 1925-26)	Bill Keightley	Larry Seiple (FB 1964-66)
Jerry Claiborne (FB Coach 1982-89)	(Equipment Mgr. 1962-2008)	Washington "Wash" Serini
Blanton Collier (FB Coach 1954-61)	John "Shipwreck" Kelly (FB 1929-31)	(FB 1944-47)
Sonny Collins (FB 1972-75)	Ralph Kercheval (FB 1931-33)	Bernie Shively
Larry Conley (MBB 1964-66)	Rick Kestner (FB 1963-65)	(AD '38-67, FB Coach 1945)
Ray Correll (FB 1951-53)	Jim Kovach (FB 1974-76, '78)	Adrian Smith (MBB, 1956-58)
Tim Couch (FB 1996-98)	Harry Lancaster (Director of Athletics,	Carey Spicer (MBB 1929-31)
Johnny Cox (MBB 1957-59)	1968-75; Baseball Head Coach 1947,	Bill Spivey (MBB 1950-51)
Louie Dampier (MBB 1965-67)	1951-65; Assistant Men's Basketball	Art Still (FB 1974-77)
Bob Davis (FB 1935-37)	Coach 1946-70)	Valerie Still (WBB 1980-83)
Dermontti Dawson (FB 1984-87)	Cawood Ledford	Claude Sullivan (Sportscaster 1948-67)
Tony Delk (MBB 1993-96)	(Broadcaster 1953-92)	Lou Tsiropoulos (MBB 1951-54)
John "Frenchy" DeMoisey	Dicky Lyons (FB 1966-68)	Herschel Turner (FB 1961-63)
(MBB 1932-34)	Kyle Macy (MBB 1978-80)	Harry Uliniski (FB 1946-49)
Billy Evans (MBB 1952, '54-55)	Keith Madison (BB Coach 1979-2003)	Jeff Van Note (FB 1966-68)
Richie Farmer (MBB 1989-92)	Jamal Mashburn (MBB 1991-93)	Kenny Walker (MBB 1983-86)
Joe Federspiel (FB 1969-71)	Charlie McClendon (FB 1949-50)	Moe Williams (FB 1993-95)
Deron Feldhaus (MBB 1989-92)	Steve Meilinger (FB 1951-52-53)	Sean Woods (MBB 1990-92)
Dom Fucci (BB 1948-51)	Lou Michaels (FB 1955-56-57)	Tina Johnson Ybarra (Diving 1994-96)
Bob Gain (FB 1947-50)	Doug Moseley (FB 1949-51)	Craig Yeast (FB 1995-98)
Jack Givens (MBB 1975-78)	Cotton Nash (MBB 1962-64)	
Irv Goode (FB 1959-61)	C.M. Newton	
Phil Grawemeyer (MBB 1954-56)	(MBB 1949-51; AD 1989-2000)	
	Rick Norton (FB 1963-65)	

BIGGEST GAMES

KENTUCKY 20, GEORGIA 19

March 1, 1921
ATLANTA — Bill King's free throw with no time left on the clock lifted the Wildcats to the SIAA Championship, the first college basketball tournament ever played.

Georgia	8	11	—	19
Kentucky	7	13	—	20

KENTUCKY 28, CINCINNATI 23

December 13, 1924
LEXINGTON — James McFarland scored 10 points and the Wildcats defeated the Bearcats in the first game played at Alumni Gym.

Cincinnati	9	14	—	23
Kentucky	13	15	—	28

KENTUCKY 67, GEORGETOWN COLL. 19

December 18, 1930
LEXINGTON — The Wildcats pounded the Tigers in Adolph Rupp's debut as coach at Kentucky.

G'town Coll.	9	10	—	19
Kentucky	38	29	—	67

KENTUCKY 35, MARQUETTE 33

February 14, 1938
LEXINGTON — Joe Hagan's 48-foot shot with 12 seconds left lifted the Wildcats over the Warriors. After the game, Gov. Chandler pounded a nail into the floor to mark the spot.

Marquette	18	15	—	33
Kentucky	18	17	—	35

KENTUCKY 60, NOTRE DAME 55

January 23, 1943
LEXINGTON — Marvin Akers and Melvin Ticco combined for 33 points as the Wildcats beat the Fighting Irish for the first time in school history.

Notre Dame	33	22	—	55
Kentucky	27	33	—	60

KENTUCKY 46, RHODE ISLAND 45

March 20, 1946
NEW YORK — Ralph Beard's free throw with 40 seconds left lifted the Wildcats to their first national title in the NIT.

Kentucky	26	20	—	46
Rhode Island	27	18	—	45

UTAH 49, KENTUCKY 45

March 24, 1947
NEW YORK — Wat Misaka, a 5-8 center, held high-scoring Ralph Beard to two points and the Utes won the NIT championship.

Kentucky	21	24	—	45
Utah	27	22	—	49

KENTUCKY 73, WEST TEXAS STATE 43

December 1, 1950
LEXINGTON — The Wildcats made the first game played in Memorial Coliseum a memorable one as they routed the Buffaloes.

W. Texas St.	24	19	—	43
Kentucky	47	26	—	73

GEORGIA TECH 59, KENTUCKY 58

January 8, 1955
LEXINGTON — Joe Helms' 12-foot jump shot with 12 seconds left ended the Wildcats' 129-game home winning streak.

Ga. Tech	26	33	—	59
Kentucky	23	35	—	58

KENTUCKY 85, TEMPLE 83 (3 OT)

December 7, 1957
LEXINGTON — The longest game in UK history proved fruitful for the Wildcats as Vernon Hatton scored UK's final six points to edge the Owls.

Temple	35	30	6	4	8	—	83
Kentucky	34	31	6	4	10	—	85

KENTUCKY 61, TEMPLE 60

March 21, 1958
LOUISVILLE — Vernon Hatton's layup with 17 seconds remaining pushed the Wildcats past the Owls and into the NCAA Championship game.

Temple	33	27	—	60
Kentucky	33	28	—	61

TEXAS WESTERN 72, KENTUCKY 65

March 19, 1966
COLLEGE PARK — Bobby Joe Hill scored 20 points and Texas Western upset the top-ranked Wildcats to win the NCAA title.

Kentucky	28	37	—	65
Texas Western	31	41	—	72

KENTUCKY 69, TENNESSEE 66

January 18, 1969
KNOXVILLE — On the road against its long-time rival, Kentucky became the first team in

college basketball history to win 1,000 games.

Tennessee	36	30	—	66
Kentucky	35	34	—	69

KENTUCKY 109, LSU 96

January 24, 1970
LEXINGTON — "Pistol" Pete Maravich poured in 64 points against the Wildcats, but Dan Issel answered with 51 as the Wildcats topped 100 points en route to victory. At the time, it was the most points ever scored (115) by opposing players in the same game.

Kentucky	56	53	—	109
LSU	48	48	—	96

KENTUCKY 90, VANDERBILT 86

February 28, 1970
LEXINGTON — Dan Issel became the first UK player to score 2,000 career points as the Wildcats avenged their only loss of the season.

Vanderbilt	33	53	—	86
Kentucky	46	44	—	90

FLORIDA STATE 73, KENTUCKY 54

March 18, 1972
DAYTON — The Seminoles won the Mideast Region title by routing the Wildcats in Adolph Rupp's final game as coach.

Kentucky	28	26	—	54
Florida State	34	39	—	73

KENTUCKY 92, INDIANA 90

March 22, 1975
DAYTON — The Wildcats captured the Mideast Region title by handing the Hoosiers their first loss in 34 games.

Kentucky	44	48	—	92
Indiana	44	46	—	90

UCLA 92, KENTUCKY 85

March 31, 1975
SAN DIEGO — Coach John Wooden closed out his coaching career by leading the Bruins to their 10th NCAA title in 12 years.

Kentucky	40	45	—	85
UCLA	43	49	—	92

KENTUCKY 94, MISSISSIPPI ST. 93 (OT)

March 8, 1976
LEXINGTON — Jack Givens keyed a late rally as the Wildcats outlasted the Bulldogs in the last game played at Memorial Coliseum.

Miss. State	50	35	8	—	93
Kentucky	42	43	9	—	94

**KENTUCKY 72,
WISCONSIN 64**

November 27, 1976

LEXINGTON — With Adolph Rupp looking on from the stands, the Wildcats dumped the Badgers in the first game played at Rupp Arena.

Wisconsin	24	40	—	64
Kentucky	34	38	—	72

**KENTUCKY 94,
DUKE 88**

March 27, 1978

ST. LOUIS — Jack Givens scored 41 points as the Wildcats captured their fifth NCAA title.

Kentucky	45	49	—	94
Duke	38	50	—	88

**KENTUCKY 67,
KANSAS 66 (OT)**

December 9, 1978

LEXINGTON — After forcing overtime, the Cats were down 66-60 with 31 seconds to go. Dwight Anderson scored back-to-back baskets then stole the inbounds pass and fed Kyle Macy for the tying jumper. Macy completed the comeback by adding a technical free throw when Kansas called a timeout it didn't have.

Kansas	35	21	10	—	66
Kentucky	28	28	11	—	67

**LOUISVILLE 80,
KENTUCKY 68 (OT)**

March 26, 1983

KNOXVILLE — The first meeting between the two teams in more than 24 years proved memorable as the Cardinals outscored the Wildcats 18-6 in overtime to advance to the Final Four.

Kentucky	37	25	6	—	68
Louisville	30	32	18	—	80

**KENTUCKY 65,
LOUISVILLE 44**

November 26, 1983

LEXINGTON — In the first regular-season meeting in 61 years between the two in-state rivals, the Wildcats employed a swarming defense and balanced offense to roll to victory.

Louisville	20	24	—	44
Kentucky	35	30	—	65

**KENTUCKY 72,
LOUISVILLE 67**

March 22, 1984

LEXINGTON — Winston Bennett's three-point play with 13 seconds left pushed the Wildcats into the Mideast Regional Final.

Louisville	36	31	—	67
Kentucky	32	40	—	72

**GEORGETOWN 53,
KENTUCKY 40**

March 31, 1984

SEATTLE — The Hoyas outscored the Wildcats 23-2 at the start of the second half on their way to the NCAA title game. UK sank only three of 33 field goal attempts in the second half.

Georgetown	22	31	—	53
Kentucky	29	11	—	40

**KENTUCKY 64,
UNLV 61**

March 16, 1985

SALT LAKE CITY — Kenny Walker scored 23 points and provided a key block in the final minutes as the Wildcats advanced to the West Regional final.

Kentucky	30	34	—	64
UNLV	30	31	—	61

**St. JOHN'S 86,
KENTUCKY 70**

March 22, 1985

DENVER — Having announced he would retire following the game, Coach Joe B. Hall watched as the Redmen ended the Wildcats' Final Four hopes.

Kentucky	38	32	—	70
St. John's	39	47	—	86

**KENTUCKY 75,
OKLAHOMA 74**

February 29, 1987

LEXINGTON — Richard Madison's basket with eight seconds left enabled the Wildcats to upset the No. 12 Sooners.

Oklahoma	34	40	—	74
Kentucky	35	40	—	75

**KENTUCKY 76,
OHIO 73**

November 28, 1989

LEXINGTON — The long-awaited debut of Coach Rick Pitino and the Wildcats was worth waiting for as Reggie Hanson scored 24 points and UK held off the Bobcats.

Ohio	30	43	—	73
Kentucky	44	32	—	76

**KENTUCKY 100,
LSU 95**

February 15, 1990

LEXINGTON — Described by many as one of the most exciting games ever played at Rupp Arena, the Wildcats burst out to an early lead and then held off Chris Jackson and the Tigers.

LSU	36	59	—	95
Kentucky	48	52	—	100

**KENTUCKY 79,
ALABAMA 73**

February 26, 1991

LEXINGTON — Kentucky beat the Crimson Tide to win its 200th game in Rupp Arena and became one of two schools (along with North Carolina) to win 1,500 basketball games.

Alabama	43	30	—	73
Kentucky	43	36	—	79

**KENTUCKY 114,
AUBURN 93**

March 2, 1991

LEXINGTON — Before the then-largest crowd in Rupp Arena history, the Wildcats closed out the 1990-91 season with a 22-6 overall record. Although UK was ineligible for the SEC title because of probation, the Wildcats secured the best record in the league (14-4) with the win over Auburn. A ceremony and parade followed.

Auburn	43	50	—	93
Kentucky	65	49	—	114

**KENTUCKY 80,
ALABAMA 54**

March 15, 1992

BIRMINGHAM — Kentucky roared back from a 32-29 halftime deficit to crush Alabama, 80-54, and take the SEC Tournament championship after being banned from the event for two years.

Kentucky	29	51	—	80
Alabama	32	22	—	54

**DUKE 104,
KENTUCKY 103 (OT)**

March 28, 1992

PHILADELPHIA — In what many called the "greatest NCAA Tournament game ever played," Kentucky took top-ranked defending champion Duke to overtime before a desperation shot by Christian Laettner sent the Blue Devils to the Final Four.

Kentucky	45	48	10	—	103
Duke	50	43	11	—	104

**KENTUCKY 106,
FLORIDA STATE 81**

March 27, 1993

CHARLOTTE — Kentucky beat Florida State to advance to the NCAA Final Four in New Orleans. The victory completed a string of four games in which the Wildcats blitzed their Southeast Region opponents by an average of 31.0 points — the largest margin of victory by a team through four games en route to the Final Four.

Florida St.	46	35	—	81
Kentucky	54	52	—	106

**MICHIGAN 81,
KENTUCKY 78 (OT)**

April 3, 1993

NEW ORLEANS — Kentucky faced Michigan in the NCAA semifinals, marking

UK's 10th Final Four appearance. An 81-78 overtime loss to the Wolverines ended the Cats' season at 30-4 and marked All-American Jamal Mashburn's last game in UK blue.

Kentucky	35	36	7	—	78
Michigan	40	31	10	—	81

KENTUCKY 99, LSU 95

February 15, 1994

BATON ROUGE — Trailing by 31 points with 15:34 remaining in the game, the Wildcats went on a tear. They hit 11 three-pointers and outscored the Tigers 62-27 during the final 15:34. UK's 99-95 win marked the greatest comeback in school history.

Kentucky	32	67	—	99
LSU	48	47	—	95

KENTUCKY 73, FLORIDA 60

March 13, 1994

MEMPHIS — Kentucky faced Florida for the second time in 11 days, and for the second time, the Wildcats beat the Gators. The triumph in Memphis gave UK its third consecutive SEC Tournament title and improved the Pitino-era SEC Tourney mark to a perfect 9-0.

Kentucky	33	40	—	73
Florida	27	33	—	60

KENTUCKY 95, ARKANSAS 93 (OT)

March 12, 1995

ATLANTA — Kentucky repeatedly clawed its way back in the SEC Tournament final — finding itself trailing by 19 in the first half, 12 points with nine minutes left in the second half and nine points with 1:33 remaining in overtime.

Kentucky	44	36	15	—	95
Arkansas	50	30	13	—	93

KENTUCKY 81, MASSACHUSETTS 74

March 30, 1996

EAST RUTHERFORD, N.J. — In a rematch from an early season loss, the Wildcats fought off a late rally in the national semifinals to advance to the championship game for the first time in 18 years.

Kentucky	36	45	—	81
UMass	28	46	—	74

KENTUCKY 76, SYRACUSE 67

April 1, 1996

EAST RUTHERFORD, N.J. — Behind an NCAA title game record-tying seven three-pointers from Tony Delk, UK won its sixth national title.

Kentucky	42	34	—	76
Syracuse	33	34	—	67

ARIZONA 84, KENTUCKY 79 (OT)

March 31, 1997

INDIANAPOLIS — Trying to become the second team in 24 years to repeat as national champion, Ron Mercer and Anthony Epps nailed three-pointers inside the last minute to force overtime. But with four Wildcats fouling out, Arizona outscored UK in the extra period in Rick Pitino's final game as coach at Kentucky.

Arizona	33	41	10	—	84
Kentucky	32	42	5	—	79

KENTUCKY 86, DUKE 84

March 22, 1998

ST. PETERSBURG, Fla. — The Wildcats fell behind by 18 points in the first half and by 17 points with 9:38 remaining in the game before avenging a 1992 loss to the Blue Devils. Cameron Mills' three-pointer with 2:15 left gave UK its first lead, 80-79, before Scott Padgett's trey with 39.4 seconds remaining broke an 81-81 tie as Kentucky advanced to the Final Four for the third consecutive year.

Kentucky	39	47	—	86
Duke	49	35	—	84

KENTUCKY 86, STANFORD 85 (OT)

March 28, 1998

SAN ANTONIO — Kentucky rallied from a 10-point second-half deficit, then grabbed a 5-point overtime lead, before fending off the Cardinal to advance to the title game for the third straight season. Jeff Sheppard canned three long-range three-pointers — two in the final three minutes and one in overtime — en route to a career-high 27 points.

Stanford	37	36	12	—	85
Kentucky	32	41	13	—	86

KENTUCKY 78, UTAH 69

March 30, 1998

SAN ANTONIO — After being outrebounded 24-6 in the first half and trailing 41-31 at the break, the "Comeback Cats" charged from behind to win the school's seventh national title, its second in three years. It was the largest halftime deficit overcome in a title game.

Utah	41	28	—	69
Kentucky	31	47	—	78

KENTUCKY 103, MARYLAND 91

December 12, 1998

LEXINGTON — The senior trio of Heshimu Evans, Scott Padgett and Wayne Turner combined to tally 73 points, 22 rebounds and 14 assists as the fifth-ranked Cats knocked off the No. 2 Terrapins, ending their 13-game win streak.

Maryland	41	50	—	91
Kentucky	54	49	—	103

KENTUCKY 82, LOUISVILLE 82

December 29, 2001

LEXINGTON — Rick Pitino returned to Rupp Arena for the first time as coach of archrival Louisville but watched as Tayshaun Prince scored a game-high 18 points as UK won by 20. UK dedicated the new playing floor as "Cawood's Court" before chants of "Tub-by, Tub-by" filled the arena throughout the game.

Kentucky	36	46	—	82
Louisville	32	30	—	62

KENTUCKY 70, FLORIDA 55

February 4, 2003

LEXINGTON — Florida came to Lexington sporting a No. 1 ranking for the first time in school history, but were quickly stifled by UK's defense. The Wildcats were able to jump out to a 23-point lead at halftime, which grew to as much as 29 points during the final half as a Rupp Arena-record crowd of 24,459 watched UK earn the 70-55 victory.

Kentucky	45	23	—	70
Florida	22	33	—	55

KENTUCKY 79, MICHIGAN STATE 74

December 13, 2003

DETROIT — A basketball world-record crowd of 78,129 watch No. 8 Kentucky beat No. 21 Michigan State at Ford Field. Unlike basketball games at domes that have attracted 40,000-plus fans, the court was not tucked into an end zone, but placed on the 50-yard line in the Detroit Lions' home stadium - a true site to see.

Kentucky	49	30	—	79
Michigan St.	43	31	—	74

KENTUCKY 67, CENTRAL ARKANSAS 40

November 6, 2007

LEXINGTON — The Billy Gillispie era opened, as the Grafrod, Texas native made his regular season debut as the 21st coach in Kentucky history. Joe Crawford paced the Cats with 20 points while Mark Coury recorded a double-double, giving Gillispie a successful debut.

C. Arkansas	20	20	—	40
Kentucky	34	33	—	67

BIGGEST SHOTS

A. Ralph Beard

Mar. 20, 1946 vs. Rhode Island
This free throw with 43 seconds left gave Adolph Rupp his first national title, 46-45.

B. Ralph Beard

Feb. 14, 1948 vs. Tennessee
The buzzer-beater is still one of the longest shots (52.5") in UK history.

C. Vernon Hatton

Dec. 7, 1957 vs. Temple
Hatton's 47-foot bomb from midcourt tied the game at the end of the first overtime

D. Terry Mobley

Dec. 31, 1963 vs. Duke
Mobley's shot, with 7 seconds left, propelled UK past No. 1 Duke, 81-79.

E. Kyle Macy

Feb. 24, 1980 vs. LSU
Macy's jumper gave the Cats the 1980 SEC crown, 76-74 in overtime.

F. Kenny Walker

Mar. 10, 1984 vs. Auburn
The sophomore's 15-footer at the buzzer defeated Charles Barkley's squad for the SEC Tourney title.

G. Cedric Jenkins

Dec. 12, 1987 vs. Louisville
Jenkins' tip-in gave UK a 76-75 win against its arch rival.

H. Sean Woods

Mar. 28, 1992 vs. Duke
Woods banked in this 10-footer to give UK the lead with 2.9 seconds left in overtime in the regional final.

I. Jeff Brassow

Dec. 23, 1993 vs. Arizona
Brassow tipped in a Rodrick Rhodes' miss as UK won the Maui Invitational, 93-92.

J. Walter McCarty

Feb. 15, 1994 vs. LSU
McCarty's three capped a 31-point comeback against the Tigers.

K. Tony Delk

April 1, 1996 vs. Syracuse
His three was part of a four-point play that lifted UK to its sixth NCAA title.

L. Nazr Mohammed

Jan. 27, 1998 vs. Vanderbilt
This running bank shot ruined VU's upset bid with a 63-61 win.

M. Scott Padgett

Mar. 22, 1998 vs. Duke
The three-pointer broke an 81-81 tie with 39.4 seconds left and capped a 17-point comeback.

N. Tayshaun Prince

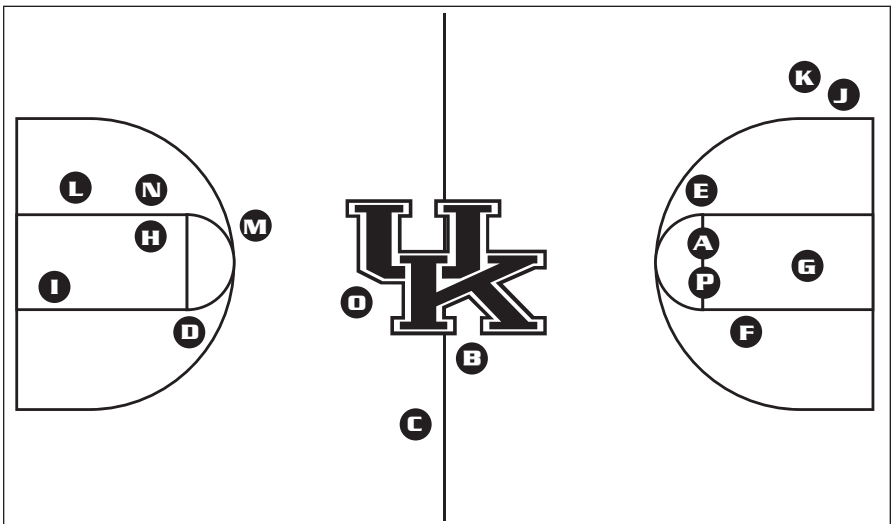
Feb. 6, 2001 vs. Florida
After driving right, slipping, then reversing, this patented left-handed baby hook found the nets with 3.3 seconds remaining as UK escaped with a 71-70 victory.

O. Tayshaun Prince

Dec. 8, 2001 vs. North Carolina
This nearly 30' 3FG from just inside the mid-court logo capped five consecutive threes by Prince to open the game.

P. Patrick Sparks

Dec. 18, 2004 at Louisville
Sparks' three free-throws with no time remaining helped UK overcome a 16-point halftime deficit for a 60-58 win.



YEAR-BY-YEAR TEAM STATISTICS

	G	FG-FGA	FG%	3FG-3FGA	3FG%	FT-FTA	FT%	Reb-Avg	PF-D	A	TO	BS	St	Pts	Avg
1944-45	UK 26	591				282			367					1464	56.3
1945-46	UK 30	725				371-613	.605		469					1821	60.7
(28-2)	Opp 30													1194	39.8
1946-47	UK 37	1011-3232	31.5			500-781	.640		682					2536	68.5
(34-3)	Opp 37													1416	38.3
1947-48	UK 39	1082-3465	31.2			526-841	.625		764					2690	69.0
(36-3)	Opp 39		23.2											1730	44.4
1948-49	UK 34	903-2756	32.8			514-728	70.6		636					2320	68.2
(28-2)	Opp 34	538-2216	24.3			454-756	60.1		635					1530	45.0
1949-50	UK 30	823-2485	33.1			443-673	65.8		604					2089	69.6
(25-5)	Opp 30	625-2270	27.5			446-725	61.5		558					1696	56.5
1950-51	UK 34	1029-3013	34.2			482-744	64.8	2109-62.0	648	471				2540	74.7
(32-2)	Opp 34	656-2422	27.0			471-786	59.9	1357-39.9	623	265				1783	52.4
1951-52	UK 32	1043-2829	36.9			549-865	63.5	1817-56.8	707	497				2635	82.3
(28-2)	Opp 32	658-2219	29.7			458-786	58.3	1164-36.4	731	188				1774	55.4
1952-53	No Schedule (Under Suspension by NCAA)														
1953-54	UK 25	829-2162	38.3			529-780	67.8	1318-52.7	582-35					2187	87.5
(25-0)	Opp 25	481-1574	30.6			546-872	62.6	851-34.0	500-27					1508	60.3
1954-55	UK 26	781-2123	36.8			425-675	63.0	1680-64.6	481					1987	76.4
(23-3)	Opp 26	527-1741	30.3			534-824	64.8	1120-43.1	400					1588	61.1
1955-56	UK 26	826-2078	41.5			473-729	64.9	1502-57.8	490					2197	84.5
(20-6)	Opp 26	628-1750	35.9			546-828	65.9	1094-42.1	548					1802	69.3
1956-57	UK 28	889-2191	40.6			579-829	69.8	1550-55.4	524					2357	84.2
(23-5)	Opp 28	673-1971	34.1			607-883	68.7	1109-39.6	478					1953	69.8
1957-58	UK 29	832-2223	37.3			502-680	73.8	1562-53.9	474					2166	74.7
(23-6)	Opp 29	690-1945	35.5			437-635	68.8	1227-42.3	494					1817	62.7
1958-59	UK 27	778-1922	40.5			570-758	75.2	1361-50.4	513					2126	78.7
(24-3)	Opp 27	623-1687	36.9			491-720	68.2	1117-41.4	539					1737	64.3
1959-60	UK 25	667-1741	38.3			504-700	72.0	1317-52.7	502					1838	73.5
(18-7)	Opp 25	559-1547	36.1			524-725	72.3	1142-45.7	509					1642	65.7

		G	FG-FGA	FG%	3FG-3FGA	3FG%	FT-FTA	FT%	Reb-Avg	PF-D	A	TO	BS	St	PtsAvg	
1960-61	UK	28	726-1928	37.7			575-793	72.5	1438-51.4	551					2027	72.4
(19-9)	Opp	28	663-1665	39.8			532-781	68.1	1233-44.0	546					1858	66.4
1961-62	UK	26	822-1895	43.4			497-666	74.6	1399-53.8	483-16	343				2141	82.3
(23-3)	Opp	26	637-1733	36.8			430-623	69.0	1090-41.9	476-18	168				1704	65.5
1962-63	UK	25	724-1786	40.5			445-638	69.7	1284-51.4	461-13	237				1893	75.7
(16-9)	Opp	25	640-1568	40.8			417-611	68.2	1093-43.7	472-26	119				1697	67.9
1963-64	UK	27	936-2096	44.7			454-605	75.0	1355-50.2	520-20	396				2326	86.1
(21-6)	Opp	27	727-1839	39.5			500-700	71.4	1268-47.0	482-15	141				1954	72.4
1964-65	UK	25	796-1771	49.4			517-675	76.6	1103-44.1	504-27	260				2109	84.4
(15-10)	Opp	25	729-1643	44.4			456-659	69.2	1147-45.9	526-22	153				1914	76.6
1965-66	UK	29	1017-2079	48.9			485-648	74.8	1368-47.2	539-18	293				2519	86.9
(27-2)	Opp	29	770-1916	40.2			488-690	70.7	1205-41.6	515-17	120				2028	69.9
1966-67	UK	26	861-1760	48.9			429-559	76.7	1071-41.2	508-21	270				2151	87.4
(13-13)	Opp	26	775-1698	45.6			462-675	68.4	1105-42.5	430-11	152				2012	77.4
1967-68	UK	27	979-2082	47.0			442-624	70.8	1333-49.4	493-7	331				2400	88.9
(22-5)	Opp	27	831-1903	43.7			443-630	70.3	1212-44.9	518-17	200				2103	77.9
1968-69	UK	28	1015-2071	49.0			512-688	74.4	1374-49.1	528-16	499				2542	90.8
(23-5)	Opp	28	864-1944	44.4			469-685	68.5	1154-41.5	513-17	233				2199	78.5
1969-70	UK	28	1099-2205	49.8			511-686	74.5	1390-49.6	548-16	432				2709	96.8
(26-2)	Opp	28	860-1898	45.3			534-740	72.2	1135-40.5	513-18	215				2254	80.5
1970-71	UK	28	1077-2129	50.6			516-688	75.0	1340-47.9	556-13	425				2670	95.4
(22-6)	Opp	28	915-2080	44.0			543-739	73.5	1245-44.5	537-18	250				2373	84.8
1971-72	UK	28	916-1866	49.1			479-655	73.1	1214-43.4	481-20	392	402			2311	82.5
(21-7)	Opp	28	839-1883	44.6			415-630	65.9	1171-41.8	505-15	275	438			2093	74.8
1972-73	UK	28	1002-2070	48.4			337-484	69.6	1292-46.1	536-18	396	447			2341	83.6
(20-8)	Opp	28	888-1978	45.0			322-491	65.6	1182-42.2	540-24	308	487			2098	78.4
1973-74	UK	26	845-1699	49.7			348-481	72.3	991-38.1	521-17	324	471			2038	74.9
(13-13)	Opp	26	835-1743	47.9			317-455	69.7	990-38.1	523-20	306	332			1987	76.4
1974-75	UK	31	1197-2412	49.6			464-664	69.9	1442-46.5	767-27	479	552			2858	92.2
(26-5)	Opp	31	925-2096	44.1			584-828	70.5	1274-41.1	633-20	367	678			2434	78.5
1975-76	UK	30	981-2027	48.4			453-637	71.1	1250-41.7	632-25	394	539			2415	80.5
(20-10)	Opp	30	938-1998	46.9			469-667	70.3	1098-36.6	625-27	353	511			2345	78.2

	G	FG-FGA	FG%	3FG-3FGA	3FG%	FT-FTA	FT%	Reb-Avg	PF-D	A	TO	BS	St	Pts	Avg
1976-77	UK	30	1009-2015	50.1		491-697	70.5	1249-41.6	648-15	513	480			2509	83.6
(26-4)	Opp	30	818-1828	44.9		434-608	71.4	1036-34.5	682-38	432	595			2070	69.1
1977-78	UK	32	1040-1922	54.1		613-808	75.9	1171-36.6	733-18	554	544			2693	84.2
(30-2)	Opp	32	878-1889	46.5		478-718	66.6	1000-31.3	756-50	512	568			2234	69.8
1978-79	UK	31	890-1799	49.5		666-858	77.6	1034-33.4	715-30	592	464	59	208	2446	78.9
(19-12)	Opp	31	886-1788	49.6		508-719	70.7	995-32.1	838-53	435	532	90	191	2280	73.6
1979-80	UK	35	1038-2022	51.3		609-802	75.9	1265-36.1	755-32	538	564	125	216	2885	76.7
(29-6)	Opp	35	880-1971	44.7		563-794	70.9	1052-30.1	753-33	440	551	77	242	2323	66.4
1980-81	UK	28	781-1602	48.8		478-664	72.0	995-35.5	616-22	402	356	122	143	2040	72.9
(22-6)	Opp	28	651-1494	43.6		458-640	71.6	899-32.1	616-20	333	236	48	154	1760	62.9
1981-82	UK	30	827-1618	51.1		545-727	75.0	940-31.3	571-15	460	403	86	171	2199	73.3
(22-8)	Opp	30	786-1681	46.8		421-604	69.7	926-30.9	639-36	439	272	86	176	1993	66.4
1982-83	UK	31	869-1584	55.6		448-625	71.7	959-30.9	544-10	499	461	124	168	2186	70.5
(23-5)	Opp	31	776-1788	43.4		385-560	68.8	950-30.6	616-28	415	405	63	277	1937	62.5
1983-84	UK	34	900-1749	51.5		518-721	71.8	1157-34.0	618-13	562	495	158	176	2318	68.2
(29-5)	Opp	34	796-1894	42.0		383-576	66.5	1024-30.1	696-32	438	481	61	199	1975	58.1
1984-85	UK	31	773-1693	.457		491-680	.722	1035-33.4	600-23	441	384	78	174	2037	65.7
(18-13)	Opp	31	785-1661	.473		406-579	.701	984-31.7	638-19	474	392	60	179	1976	63.7
1985-86	UK	36	1030-2003	.514		606-841	.721	1191-33.1	642-12	612	442	97	280	2666	74.1
(32-4)	Opp	36	886-1914	.463		432-602	.718	1031-28.6	759-28	442	548	86	192	2210	61.4
1986-87	UK	29	747-1597	.468	.372	319-509	.627	903-31.1	531-16	387	398	77	206	1965	67.8
(18-11)	Opp	29	737-1550	.475	.364	387-545	.710	963-33.2	532-23	381	458	72	183	1944	67.0
1987-88	UK	33	963-1971	.489	.364	604-797	.758	1163-35.2	529-11	502	420	104	246	2628	79.6
(25-5)	Opp	33	883-1947	.454	.355	365-508	.719	1049-31.8	673-23	454	530	68	198	2269	68.8
1988-89	UK	32	856-1791	.478	.358	400-575	.596	1056-33.0	596-22	499	494	110	228	2220	69.4
(13-19)	Opp	32	849-1833	.463	.349	451-645	.699	1079-33.7	569-15	480	454	69	264	2316	72.4
1989-90	UK	28	868-1978	.439	.347	470-644	.730	996-35.6	664-25	489	403	104	309	2487	88.8
(14-14)	Opp	28	868-1763	.492	.383	558-782	.714	1211-43.3	556-11	494	593	96	206	2461	87.9
1990-91	UK	28	834-1888	.442	.338	495-685	.723	1049-37.5	651-18	482	437	120	291	2405	85.9
(22-6)	Opp	28	760-1659	.458	.326	567-805	.704	1126-40.2	580-11	349	563	108	214	2186	78.1
1991-92	UK	36	1062-2222	.478	.357	645-892	.723	1226-34.1	837-30	661	542	121	368	3086	85.7
(29-7)	Opp	36	920-2013	.457	.301	715-1019	.702	1289-35.8	769-28	427	708	148	279	2680	74.4

	G	FG-FGA	FG%	3FG-3FGA	3FG%	FT-FTA	FT%	Reb-Avg	PF-D	A	TO	BS	St	PtsAvg		
1992-93	UK	34	1048-2184	.480	340-862	.394	539-784	.688	1364-40.1	776-20	665	541	160	323	2975	87.5
(30-4)	Opp	34	807-1917	.421	139-420	.331	621-940	.661	1161-34.1	679-16	398	620	116	268	2374	69.8
1993-94	UK	34	1027-2195	.468	301-857	.351	597-875	.682	1303-38.3	762-30	648	533	195	394	2952	86.8
(27-7)	Opp	34	862-2041	.422	189-566	.334	624-917	.680	1326-39.0	721-18	461	695	111	250	2537	74.6
1994-95	UK	33	1016-2211	.460	276-736	.375	576-801	.719	1338-40.5	734-12	647	489	176	347	2884	87.4
(28-5)	Opp	33	764-1889	.404	165-517	.319	585-856	.683	1220-37.0	667-21	418	690	137	220	2278	69.0
1995-96	UK	36	1198-2461	.487	266-670	.397	630-883	.713	1501-41.7	729-10	783	554	176	435	3292	91.4
(34-2)	Opp	36	885-2135	.415	191-569	.336	536-799	.671	1289-35.8	748-30	487	799	141	256	2497	69.4
1996-97	UK	40	1238-2631	.471	287-777	.369	562-824	.682	1575-39.4	802-26	776	589	203	480	3325	83.1
(35-5)	Opp	40	854-2147	.398	185-589	.314	619-922	.671	1367-34.2	731-19	484	907	99	256	2512	62.8
1997-98	UK	39	1161-2409	.482	250-681	.367	551-816	.675	1640-42.1	722-7	691	583	240	341	3123	80.1
(35-4)	Opp	39	892-2324	.384	281-812	.346	547-804	.680	1321-33.9	721-21	485	636	109	271	2612	67.0
1998-99	UK	37	1034-2163	.478	226-676	.334	496-776	.639	1470-39.7	629-6	605	547	199	286	2790	75.4
(28-9)	Opp	37	823-2162	.381	252-764	.330	422-640	.659	1245-33.6	703-17	420	595	103	254	2320	62.7
1999-00	UK	33	793-1873	.423	188-643	.292	506-735	.688	1300-39.4	537-10	427	502	185	201	2280	69.1
(23-10)	Opp	33	757-1941	.390	224-688	.326	336-520	.646	1135-34.4	647-21	352	482	66	227	2074	62.8
2000-01	UK	34	988-2051	.482	245-708	.346	492-751	.655	1311-38.6	631-5	539	513	151	229	2713	79.8
(24-10)	Opp	34	842-2081	.405	244-689	.354	472-689	.685	1214-35.7	659-18	426	551	82	231	2400	70.6
2001-02	UK	32	905-2020	.448	219-691	.317	431-638	.676	1283-40.1	582-6	471	460	153	252	2460	76.9
(22-10)	Opp	32	782-1898	.412	216-641	.337	403-598	.674	1107-34.6	587-8	410	529	100	225	2183	68.2
2002-03	UK	36	1026-2102	.488	208-585	.356	522-742	.704	1324-36.8	625-4	574	501	176	281	2782	77.3
(32-4)	Opp	36	827-1993	.415	211-633	.333	444-647	.686	1114-30.9	664-0	392	592	123	225	2309	64.1
2003-04	UK	32	862-1828	.472	204-572	.357	437-627	.697	1158-36.2	584-4	504	468	110	249	2365	73.9
(27-5)	Opp	32	704-1748	.403	204-622	.328	424-592	.716	1004-31.4	569	357	509	99	229	2036	63.6
2004-05	UK	34	901-1940	.464	218-635	.343	483-728	.663	1197-35.2	582-7	509	445	147	311	2503	73.6
(28-6)	Opp	34	749-1848	.405	224-680	.329	405-587	.690	1155-34.0	631	383	596	111	173	2127	62.6
2005-06	UK	35	903-2020	.447	265-758	.350	406-601	.676	1265-36.1	595-5	495	464	106	206	2477	70.8
(22-13)	Opp	35	829-1953	.424	228-700	.326	428-633	.676	1162-33.2	603	448	472	118	187	2314	66.1
2006-07	UK	34	890-1868	.476	231-650	.355	485-690	.703	1235-36.3	547-4	537	493	161	201	249673.4	
(22-12)	Opp	34	839-2040	.411	256-766	.334	368-568	.648	1125-33.1	609	441	440	109	236	2302	67.7
2007-08	UK	31	735-1566	.469	182-493	.369	472-644	.733	1038-33.5	586-18	395	490	149	206	2124	68.5
(18-13)	Opp	31	671-1695	.396	184-565	.326	508-719	.707	990-31.9	587	340	406	111	191	2034	65.6

SCORING

Team Records

Most Points Scored

Half: 86 at LSU (1-16-96, 1st half)

Game: 143 vs. Georgia (2-27-56)

Game (both teams): 245 at Kansas (12-9-89)
[KU 150, UK 95]

Season: 3,325 (1996-97) [40 games]

Fewest Points Scored

Game: 1 vs. Transylvania (2-5-1905)

Season: 538 (1924-25) [22 games]

Individual Records

Points Scored

Game: 53, Dan Issel at Ole Miss (2-7-70)

Season: 948, Dan Issel (1969-70)

Career: 2,138, Dan Issel (1968-70)

Highest Scoring Average

Season (min. 20 games): 33.9, Dan Issel (1969-70)

Career (min. 40 games): 25.8, Dan Issel (1968-70)

Career Leaders

Scoring Average

Player	Season	G	Pts	Avg
1. Dan Issel	1968-70	83	2,138	25.8
2. Cotton Nash	1962-64	78	1,770	22.7
3. Kevin Grevey	1973-75	84	1,801	21.4
4. Bob Burrow	1955-56	51	1,023	20.1
5. Louie Dampier	1965-67	80	1,575	19.7
6. Bill Spivey	1950-51	63	1,213	19.3
7. Cliff Hagan	1951-52, 54	77	1,475	19.2
8. Jamal Mashburn	1990-93	98	1,843	18.8
9. Mike Casey	1968-70	82	1,535	18.7
10. Pat Riley	1965-67	80	1,464	18.3
11. Rex Chapman	1986-88	61	1,073	17.6
12. Johnny Cox	1957-59	84	1,461	17.3

Season Leaders

Points

Player	Season	G	Avg	Pts
1. Dan Issel	1969-70	28	33.9	948
2. Jamal Mashburn	1991-92	36	21.3	767
3. Dan Issel	1968-69	28	26.6	746
4. Kevin Grevey	1974-75	31	23.5	730

5. Ron Mercer	1996-97	40	18.1	725
6. Kenny Walker	1985-86	36	20.0	721
7. Jamal Mashburn	1992-93	34	21.0	714
8. Kenny Walker	1984-85	31	22.9	710
9. Alex Groza	1948-49	34	20.5	698
10. Cliff Hagan	1951-52	32	21.6	692
11. Cotton Nash	1963-64	27	24.0	648
12. Tony Delk	1995-96	36	17.8	639
13. Pat Riley	1965-66	29	21.9	635
Bill Spivey	1950-51	33	19.2	635
15. Louie Dampier	1965-66	29	21.1	612

By a Freshman —

1. Rex Chapman	1986-87	29	16.0	464
2. Chris Mills	1988-89	32	14.3	459
3. Sam Bowie	1979-80	34	12.9	440
4. Patrick Patterson	2007-08	25	16.4	411
Keith Bogans	1999-00	33	12.5	411

By a Sophomore —

1. Jamal Mashburn	1991-92	36	21.3	767
2. Ron Mercer	1996-97	40	18.1	725
3. Rex Chapman	1987-88	32	19.0	609
4. Cotton Nash	1961-62	26	23.4	608
5. Jack Givens	1975-76	30	20.1	602

By a Junior —

1. Dan Issel	1968-69	28	26.6	746
2. Jamal Mashburn	1992-93	34	21.0	714
3. Kenny Walker	1984-85	31	22.9	710
4. Cliff Hagan	1951-52	32	21.6	692
5. Pat Riley	1965-66	29	21.9	635

By a Senior —

1. Dan Issel	1969-70	28	33.9	948
2. Kevin Grevey	1974-75	31	23.5	730
3. Kenny Walker	1985-86	36	20.0	721
4. Alex Groza	1948-49	34	20.5	698
5. Cotton Nash	1963-64	27	24.0	648

Scoring Average

Player	Season	G	Pts	Avg
1. Dan Issel	1969-70	28	948	33.86
2. Dan Issel	1968-69	28	746	26.64
3. Cotton Nash	1963-64	27	648	24.00
Cliff Hagan	1953-54	25	600	24.00
5. Kevin Grevey	1974-75	31	730	23.55
6. Cotton Nash	1961-62	26	608	23.38
7. Kenny Walker	1984-85	31	710	22.90
8. Pat Riley	1965-66	29	637	21.97
9. Kevin Grevey	1973-74	25	547	21.88
10. Cliff Hagan	1951-52	32	692	21.63

Game Leaders

Points

Player, Opponent (Date)	Pts
1. Dan Issel at Ole Miss (2/7/1970)	53
2. Dan Issel at LSU (2/21/1970)	51
Cliff Hagan vs. Temple (12/5/1953)	51
4. Bob Burrow vs. LSU (1/14/1956)	50
5. Dan Issel at Alabama (2/23/1970)	47
6. Dan Issel vs. Notre Dame (3/12/1970) [NCAA]	44
7. Melvin Turpin vs. Georgia (3/8/1984) [SEC]	42
Melvin Turpin at Tennessee (1/31/1983)	42
Dan Issel vs. Auburn (3/2/1970)	42
Mike Pratt vs. Notre Dame (12/27/1969)	42
Louie Dampier at Vanderbilt (2/2/1966)	42
Cliff Hagan vs. Tennessee (3/1/1952)	42
13. Tayshaun Prince vs. Tulsa (3/16/2002) [NCAA]	41
Jack Givens vs. Duke (3/27/1978) [NCAA]	41
Dan Issel vs. North Carolina (12/8/1969)	41
Dan Issel at Vanderbilt (3/1/1969)	41
17. Derrick Miller vs. Vanderbilt (2/7/1990)	40
Kevin Grevey at Georgia (2/19/1973)	40
Dan Issel vs. Georgia (2/16/1970)	40
Dan Issel vs. Navy (12/19/1969)	40
Louie Dampier vs. Illinois (12/5/1966)	40
Bob Burrow at Saint Louis (12/28/1955)	40
Bill Spivey vs. Xavier (2/13/1951)	40
Bill Spivey vs. Georgia Tech (2/18/1950)	40

By a Freshman —

1. Jamal Mashburn vs. Georgia (2/3/1991)	31
2. Rick Robey vs. Vanderbilt (3/1/1975)	28
3. Rodrick Rhodes vs. Georgia Tech (12/5/1992)	27
Ed Davender vs. East Tennessee St. (12/21/1984)	27
Sam Bowie vs. Ole Miss (2/29/1980)	27
Alex Groza at Temple (12/30/1944)	27
Jack Parkinson vs. Tulane (3/4/1944) [SEC]	27

By a Sophomore —

1. Kevin Grevey at Georgia (2/19/1973)	40
Bill Spivey vs. Georgia Tech (2/18/1950)	40
3. Tom Payne vs. LSU (2/20/1971)	39
4. Cotton Nash vs. Vanderbilt (2/19/1962)	38
5. LeRon Ellis vs. Northwestern State (12/7/1988)	37
Louie Dampier vs. Iowa State (12/9/1964)	37
Bill Spivey vs. Tennessee (3/4/1950) [SEC]	37

By a Junior —

1. Melvin Turpin at Tennessee (1/31/1983)	42
Louie Dampier at Vanderbilt (2/2/1966)	42
Cliff Hagan vs. Tennessee (1/31/1952)	42
4. Dan Issel at Vanderbilt (3/1/1969)	41
5. Bill Spivey vs. Xavier (2/13/1951)	40

By a Senior —

1. Dan Issel at Ole Miss (2/7/1970)	53
2. Dan Issel at LSU (2/21/1970)	51
Cliff Hagan vs. Temple (12/5/1953)	51
4. Bob Burrow vs. LSU (1/14/1956)	50
5. Dan Issel at Alabama (2/23/1970)	47

Most Points in First Varsity Game (Since 1947-48)

Player, Opponent (Date)	Pts
1. Mike Casey vs. Michigan (12/2/1967)	28
2. Cotton Nash vs. Miami, Ohio (12/2/1961)	25
3. Sam Bowie vs. Duke (11/17/1979)	22
4. Roger Newman vs. VMI (12/1/1960)	20
5. Rex Chapman vs. Austin Peay (11/29/1986)	18
Louie Dampier vs. Iowa (12/4/1964)	18
Dan Issel vs. Michigan (12/2/1967)	18
8. Pat Riley vs. Iowa (12/4/1964)	17
9. Rodrick Rhodes vs. Wright State (12/2/1992)	16
Kyle Macy vs. SMU (11/26/1977)	16
Larry Steele vs. Xavier (11/30/1968)	16
Bill Spivey vs. Indiana (12/3/1949)	16
13. Antoine Walker vs. UT Martin (11/26/1994)	15

YEAR-BY-YEAR SCORING - TOTAL POINT LEADERS

Year	Player	Class	G	Pts	Avg.
1922-23	Carl Riefkin	Jr.	13	133	10.2
1923-24	Jim McFarland	So.	16	157	9.8
1924-25	Jim McFarland	Jr.	20	143	7.2
1925-26	Gayle Mohnhey	Jr.	18	200	11.1
1926-27	Paul Jenkins	Jr.	16	98	6.1
1927-28	Cecil Combs	So.	18	186	10.3
1928-29	Stan Milward	So.	17	116	6.8
1929-30	Cecil Combs	Sr.	19	125	6.6
1930-31	Carey Spicer	Sr.	18	190	10.6
1931-32	Aggie Sale	Jr.	17	235	13.8
1932-33	Aggie Sale	Sr.	24	324	13.5
1933-34	John "Frenchy" De Moisey	Sr.	17	212	12.5
1934-35	Leroy Edwards	So.	21	343	16.3
1935-36	Ralph Carlisle	So.	21	241	11.5
1936-37	Ralph Carlisle	Jr.	21	208	9.9
1937-38	Joe Hagan	Sr.	18	184	10.2
1938-39	Fred Curtis	Sr.	20	183	9.2
1939-40	Mickey Rouse	Sr.	21	175	8.3
1940-41	Jim King	Jr.	25	151	6.0
1941-42	Marvin Akers	Jr.	25	190	7.6
1942-43	Milt Ticco	Sr.	23	233	10.1
1943-44	Bob Brannum	Fr.	21	254	12.1
1944-45	Jack Tingle	So.	26	293	11.3
1945-46	Jack Parkinson	Jr.	30	339	11.3
1946-47	Alex Groza	So.	37	393	10.6
1947-48	Ralph Beard	Jr.	38	476	12.5
1948-49	Alex Groza	Sr.	34	698	20.5
1949-50	Bill Spivey	So.	30	578	19.3
1950-51	Bill Spivey	Jr.	33	635	19.2
1951-52	Cliff Hagan	Jr.	32	692	21.6
1953-54	Cliff Hagan	Sr.	25	600	24.0
1954-55	Bob Burrow	Jr.	26	495	19.0
1955-56	Bob Burrow	Sr.	25	528	21.1
1956-57	Johnny Cox	So.	28	544	19.4
1957-58	Vernon Hatton	Sr.	29	496	17.1
1958-59	Johnny Cox	Sr.	27	485	17.9
1959-60	Billy Ray Lickert	Jr.	20	288	14.4
1960-61	Billy Ray Lickert	Sr.	28	450	16.0
1961-62	Cotton Nash	So.	26	608	23.4
1962-63	Cotton Nash	Jr.	25	514	20.6
1963-64	Cotton Nash	Sr.	27	648	24.0
1964-65	Louie Dampier	So.	25	426	17.0
1965-66	Pat Riley	Jr.	29	637	22.0
1966-67	Louie Dampier	Sr.	26	537	20.6
1967-68	Mike Casey	So.	27	541	20.1
1968-69	Dan Issel	Jr.	28	746	26.6
1969-70	Dan Issel	Sr.	28	948	33.9
1970-71	Tom Parker	Jr.	28	492	17.6

Year	Player	Class	G	Pts	Avg.
1971-72	Jim Andrews	Jr.	28	602	21.5
1972-73	Jim Andrews	Sr.	28	562	20.1
1973-74	Kevin Grevey	Jr.	25	547	21.9
1974-75	Kevin Grevey	Sr.	31	730	23.6
1975-76	Jack Givens	So.	30	602	20.1
1976-77	Jack Givens	Jr.	30	566	18.9
1977-78	Jack Givens	Sr.	32	578	18.1
1978-79	Kyle Macy	Jr.	31	470	15.2
1979-80	Kyle Macy	Sr.	35	540	15.4
1980-81	Sam Bowie	So.	28	488	17.4
1981-82	Derrick Hord	Jr.	30	490	16.3
1982-83	Melvin Turpin	Jr.	31	468	15.1
1983-84	Melvin Turpin	Sr.	34	518	15.2
1984-85	Kenny Walker	Jr.	31	710	22.9
1985-86	Kenny Walker	Sr.	36	721	20.0
1986-87	Rex Chapman	Fr.	29	464	16.0
1987-88	Rex Chapman	So.	32	609	19.0
1988-89	LeRon Ellis	So.	32	511	16.0
1989-90	Derrick Miller	Sr.	28	538	19.2
1990-91	John Pelphrey	Jr.	28	404	14.4
1991-92	Jamal Mashburn	So.	36	767	21.3
1992-93	Jamal Mashburn	Jr.	34	714	21.0
1993-94	Tony Delk	So.	34	564	16.6
1994-95	Tony Delk	Jr.	33	551	16.7
1995-96	Tony Delk	Sr.	36	639	17.8
1996-97	Ron Mercer	So.	40	725	18.1
1997-98	Jeff Sheppard	Sr.	39	521	13.7
1998-99	Scott Padgett	Sr.	37	467	12.6
1999-00	Jamaal Magloire	Sr.	33	435	13.2
2000-01	Keith Bogans	So.	34	577	17.0
2001-02	Tayshaun Prince	Sr.	32	560	17.5
2002-03	Keith Bogans	Sr.	36	564	15.7
2003-04	Gerald Fitch	Sr.	29	470	16.2
2004-05	Kelenna Azubuike	Jr.	34	499	14.7
2005-06	Rajon Rondo	So.	34	380	11.2
2006-07	Randolph Morris	Jr.	34	546	16.1
2007-08	Joe Crawford	Sr.	30	538	17.9

Quickest to 1,000 Points

Name (Years)	Games to 1,000	Opp. (Date)
1. Cotton Nash (1962-64)	45	Florida (2-2-63)
2. Dan Issel (1968-70)	49	LSU (2-22-69)
3. Bob Burrow (1955-56)	51	Iowa (3-17-56)
4. Mike Casey (1968-69, 71)	51	Vandy (3-1-69)
5. Kevin Grevey (1973-75)	51	Florida (2-25-74)
6. Bill Spivey (1950-51)	52	Tenn. (2-17-51)
7. Louie Dampier (1965-67)	53	Duke (3-18-66)
8. Pat Riley (1965-67)	54	UTEP (3-19-66)
9. Cliff Hagan (1951-52, 54)	57	Duke (12-21-53)
10. Jamal Mashburn (1991-93)	59	LSU (3-14-92)

ALL-TIME LEADING SCORERS – VARSITY CAREER (THE 1,000-POINT CLUB)

	Player (Position)	Years	Seasons	Points	Games	Average
1.	Dan Isssel (C)	3	1968-70	2,138	83	25.8
2.	Kenny Walker (F)	4	1983-86	2,080	132	15.8
3.	Jack Givens (F)	4	1975-78	2,038	123	16.6
4.	Keith Bogans (G)	4	2000-03	1,923	135	14.2
5.	Tony Delk (G)	4	1993-96	1,890	133	14.2
6.	Jamal Mashburn (F)	3	1991-93	1,843	98	18.8
7.	Kevin Grevey (F)	3	1973-75	1,801	84	21.4
8.	Tayshaun Prince (F)	4	1999-02	1,775	135	13.1
9.	Cotton Nash (C-F)	3	1962-64	1,770	78	22.6
10.	Alex Groza (C)	4	1945-47, 49	1,744	120	14.4
11.	Ed Davender (G)	4	1985-88	1,637	129	12.7
12.	Louie Dampier (G)	3	1965-67	1,575	80	19.7
13.	Mike Casey (G)	3	1968-69, 71	1,535	82	18.7
14.	Ralph Beard (G)	4	1946-49	1,517	139	10.8
15.	Melvin Turpin (C)	4	1981-84	1,509	123	12.3
16.	Cliff Hagan (C)	3	1951-52, 54	1,475	77	19.2
17.	Pat Riley (F)	3	1965-67	1,464	80	18.3
18.	Johnny Cox (F)	3	1957-59	1,461	84	17.3
19.	Joe Crawford (G)	4	2005-08	1,438	127	11.3
20.	Kyle Macy (G)	3	1978-80	1,411	98	14.4
21.	Winston Bennett (F)	4	1984-88	1,399	133	10.5
22.	Rick Robey (F-C)	4	1975-78	1,395	105	13.3
23.	Gerald Fitch (G)	4	2001-04	1,391	127	11.0
24.	Mike Phillips (C)	4	1975-78	1,367	120	11.4
25.	Mike Pratt (F)	3	1968-70	1,359	81	16.8
26.	Frank Ramsey (G)	3	1951-52, 54	1,344	91	14.7
27.	Ramel Bradley	4	2005-08	1,326	128	10.4
28.	Jim Andrews (C)	3	1971-73	1,320	80	16.5
29.	Sam Bowie (C-F)	3	1980-81, 84	1,285	86	14.7
30.	Jim Master (G)	4	1981-84	1,283	121	10.6
31.	John Pelphrey (F)	4	1988-92	1,257	114	11.0
32.	Scott Padgett (F)	4	1995-99	1,252	122	10.3
33.	Tom Parker (F)	3	1970-72	1,238	80	15.5
34.	Deron Feldhaus (F)	4	1988-92	1,232	124	9.6
35.	Derrick Hord (F)	4	1980-83	1,220	124	9.3
36.	Bill Spivey (C)	2	1950-51	1,213	63	19.3
37.	Chuck Hayes (F)	4	2002-05	1,211	134	9.0
38.	Rodrick Rhodes (F)	3	1993-95	1,208	99	12.2
39.	Wayne Turner (G)	4	1996-99	1,170	151	7.7
40.	Reggie Hanson (C)	4	1988-91	1,167	101	11.6
41.	Derrick Miller (G)	4	1987-90	1,156	105	11.0
42.	Vernon Hatton (G)	3	1956-58	1,153	76	15.1
43.	Wallace Jones (F)	4	1946-49	1,151	127	9.0
44.	Randolph Morris (C)	3	2005-07	1,123	89	12.6
45.	Jeff Sheppard (G)	4	1994-96, 98	1,091	134	8.1
46.	Bill Lickert (F-G)	3	1959-61	1,076	73	14.7
47.	Rex Chapman (G)	2	1987-88	1,073	61	17.6
48.	Dirk Minniefield (G)	4	1980-83	1,069	123	8.7
49.	Jamaal Magloire (C)	4	1997-00	1,064	145	7.3
50.	Erik Daniels (F)	4	2001-04	1,053	127	8.3
51.	Jim Line (F)	4	1947-50	1,041	135	7.7
52.	Bob Burrow (C)	2	1955-56	1,023	51	20.0
53.	Ron Mercer (G-F)	2	1996-97	1,013	76	13.3
54.	Jimmy Conner (F-G)	3	1973-75	1,009	85	11.9
55.	Bobby Watson (G)	3	1950-52	1,001	96	10.4

FIELD GOALS

Team Records

Field Goals Made

Game: 60 vs. Georgia Tech (2-27-56)

Season: 1,238 (1996-97)

Field Goals Attempted

Game: 125 vs. Ole Miss (2-8-64)

Season: 3,465 (1947-48)

Highest Field Goal Percentage

First Half: .786 vs. Ole Miss (1-14-81) [11-of-14]

Second Half: .875 at Alabama (2-9-80) [14-of-16]

Game: .765 vs. Notre Dame (12-29-81) [13-of-17]

Season: .556 (1982-83)

Individual Records

Field Goals Made

Game: 23, Dan Issel at Ole Miss (2-7-70)

Season: 369, Dan Issel (1969-70)

Career: 843, Jack Givens (1975-78)

Field Goals Attempted

Game: 42, Bill Spivey (2-18-50)

Season: 667, Dan Issel (1969-70)

Career: 1,638, Jack Givens (1975-78)

Highest Field Goal Percentage

Game (min. 10 made): 1.000, Rodney Dent vs. Morehead State (12-17-93) [12-of-12]; Kenny Walker vs. Western Kentucky (3-16-86) [11-of-11]

Season (min. 100 att.): .657, Michael Bradley (1998-99) [157-of-239]

Career (min. 400 att.): .602, Marquis Estill (2001-03) [365-of-606]

Longest Field Goal Made

Game: 63 feet, 7 inches, Cliff Barker vs. Vanderbilt (2-26-49 in Alumni Gym). (Other long shots on record include 53 ft. 9 in., Ralph Beard vs. Tennessee in 1947-48; 53 ft. 6 in., Linville Puckett vs. Mississippi State in 1953-54; 48 ft. 2 in., Red Hagan vs. Marquette in 1937-38; and 47-feet, Vernon Hatton vs. Temple [12-7-57] that tied the score at the end of the first overtime. UK later won the game in 3 overtimes, 85-83).

Career Leaders

Field Goals Made

Player	Seasons	G	FGA	FGM
1. Jack Givens	1975-78	123	1,683	843
2. Dan Issel	1968-70	83	1,591	825
3. Kevin Grevey	1973-75	84	1,490	771
4. Kenny Walker	1983-86	132	1,339	765
5. Tony Delk	1993-96	133	1,441	683
6. Jamal Mashburn	1990-93	98	1,307	675
7. Keith Bogans	2000-03	135	1,535	671
8. Alex Groza	1947-49	120	1,514	667
9. Tayshaun Prince	1999-02	135	1,419	648
10. Mike Casey	1968-69, 71	82	1,341	647

Field Goals Attempted

Player	Seasons	G	FGM	FGA
1. Jack Givens	1975-78	123	843	1,683
2. Ralph Beard	1946-49	139	606	1,597
3. Dan Issel	1968-70	83	825	1,591
4. Alex Groza	1947-49	120	667	1,514
5. Cotton Nash	1962-64	78	645	1,548
6. Keith Bogans	2000-03	135	671	1,535
7. Kevin Grevey	1973-75	84	771	1,490
8. Tony Delk	1993-96	133	683	1,441
9. Johnny Cox	1957-59	84	564	1,425
10. Tayshaun Prince	1999-02	135	648	1,419

Field Goal Percentage (min. 400 att.)

Player	Seasons	FGM	FGA	Pct
1. Marquis Estill	2001-03	365	607	.6013
2. Charles Hurt	1980-83	303	511	.5930
3. Melvin Turpin	1981-84	626	1,059	.5911
4. Rick Robey	1975-78	533	917	.5812
5. Kenny Walker	1983-86	765	1,339	.5713
6. Andre Riddick	1992-95	265	465	.5699
7. Jim Andrews	1971-73	543	965	.5627
8. Nazr Mohammed	1996-98	335	606	.5528
9. Erik Daniels	2001-04	447	809	.5525
10. Mike Phillips	1975-78	576	1,050	.5486

Single-Season Leaders

Field Goals Made

Player	Season	G	FGA	FGM
1. Dan Issel	1969-70	28	667	369
2. Kevin Grevey	1974-75	31	592	303
3. Ron Mercer	1996-97	40	603	297
4. Dan Issel	1968-69	28	534	285
5. Jamal Mashburn	1991-92	36	492	279
6. Pat Riley	1965-66	29	514	265
7. Cliff Hagan	1951-52	32	633	264
8. Kenny Walker	1985-86	36	447	260
9. Jamal Mashburn	1992-93	34	526	259
Alex Groza	1948-49	34	612	259

By a Freshman —

Player	Season	G	FGA	FGM
1. Chris Mills	1988-89	32	372	180
2. Rex Chapman	1986-87	29	390	173
3. Sam Bowie	1979-80	34	311	165
4. Patrick Patterson	2007-08	25	282	162
5. Keith Bogans	1999-00	33	339	138

By a Sophomore —

Player	Season	G	FGA	FGM
1. Ron Mercer	1996-97	40	603	297
2. Jamal Mashburn	1991-92	36	492	279
3. Jack Givens	1975-76	30	494	243
4. Kevin Grevey	1972-73	28	441	236
5. Rex Chapman	1987-88	32	461	231
Mike Casey	1967-68	27	474	231

By a Junior —

Player	Season	G	FGA	FGM
1. Dan Issel	1968-69	28	534	285
2. Pat Riley	1965-66	29	514	265
3. Cliff Hagan	1951-52	32	633	264
4. Jamal Mashburn	1992-93	34	526	259
5. Bill Spivey	1950-51	33	632	252

By a Senior —

Player	Season	G	FGA	FGM
1. Dan Issel	1969-70	28	667	369
2. Kevin Grevey	1974-75	31	592	303
3. Kenny Walker	1985-86	36	447	260
4. Alex Groza	1948-49	34	612	259
5. Cotton Nash	1963-64	27	588	248

Field Goals Attempted

Player	Season	G	FGM	FGA
1. Dan Issel	1969-70	28	369	667
2. Cliff Hagan	1951-52	32	264	633
3. Bill Spivey	1950-51	33	252	632
4. Bill Spivey	1949-50	30	225	619
5. Alex Groza	1948-49	34	259	612
6. Ron Mercer	1996-97	40	297	603
7. Kevin Grevey	1974-75	31	303	592
8. Cotton Nash	1963-64	27	248	588
9. Ralph Beard	1947-48	38	194	536
10. Dan Issel	1968-69	28	285	534

By a Freshman —

Player	Season	G	FGM	FGA
1. Rex Chapman	1986-87	29	173	390
2. Chris Mills	1988-89	32	180	372
3. Keith Bogans	1999-00	33	138	339
4. Sam Bowie	1979-80	34	165	311
5. Jamal Mashburn	1990-91	28	137	289

By a Sophomore —

Player	Season	G	FGM	FGA
1. Bill Spivey	1949-50	30	225	619
2. Ron Mercer	1996-97	40	297	603
3. Jack Givens	1975-76	30	243	494
4. Jamal Mashburn	1991-92	36	279	492
5. Antoine Walker	1995-96	36	228	492

By a Junior —

Player	Season	G	FGM	FGA
1. Cliff Hagan	1951-52	32	264	633
2. Bill Spivey	1950-51	33	252	632
3. Ralph Beard	1947-48	38	194	536
4. Dan Issel	1968-69	28	285	534
5. Alex Groza	1947-78	39	200	530

By a Senior —

Player	Season	G	FGM	FGA
1. Dan Issel	1969-70	28	369	667
2. Alex Groza	1948-49	34	259	612
3. Kevin Grevey	1974-75	31	303	592
4. Cotton Nash	1963-64	27	248	588
5. Bobby Watson	1951-52	32	184	517

Field Goal Percentage (min. 150 attempts)

Player	Season	FGM	FGA	Pct
1. Michael Bradley	1998-99	157	239	.657
2. Rick Robey	1977-78	167	363	.635
3. Charles Hurt	1982-83	102	162	.630
4. Marquis Estill	2001-02	111	178	.624
5. Melvin Turpin	1982-83	192	311	.617
6. Nazr Mohammed	1997-98	190	318	.597
7. Mike Phillips	1977-78	125	210	.595
8. Melvin Turpin	1983-84	224	378	.593
9. Marquis Estill	2002-03	169	288	.587
10. Melvin Turpin	1981-82	160	275	.582

By a Freshman —

57.4	Patrick Patterson (162-282)	2008
------	-----------------------------	------

By a Sophomore —

65.7	Michael Bradley (157-239)	1999
------	---------------------------	------

By a Junior —

62.4	Marquis Estill (111-178)	2002
------	--------------------------	------

By a Senior —

63.5	Rick Robey (167-363)	1978
------	----------------------	------

Single-Game Leaders

Field Goals Made

Player, Opponent (Date)	FGM
1. Dan Issel at Ole Miss (2-7-70)	23
2. Dan Issel at Alabama (2-23-70)	19
Dan Issel at LSU (2-21-70)	19
Bob Burrow vs. LSU (1-14-56)	19
5. Melvin Turpin vs. Georgia (3-8-84)	18
Melvin Turpin at Tennessee (1-31-84)	18
Jack Givens vs. Duke (3-27-78)	18
Dan Issel at Vanderbilt (3-1-69)	18
Louie Dampier at Vanderbilt (2-2-66)	18
10. nine players with	17

Field Goals Attempted

Player, Opponent (Date)	FGM
1. Bill Spivey vs. Georgia Tech (2-18-50)	42
2. Bill Spivey vs. Xavier (2-13-51)	41

Field Goal Percentage (min. 10 attempts)

Player, Opponent (Date)	FGM
1. Rodney Dent vs. Morehead St. (12-17-93) [12-of-12]	1.000
Kenny Walker vs. Western Ky. (3-16-86) [11-of-11]	1.000
3. Jack Givens at Mississippi State (1-31-77) [11-of-12]	.917
Rick Robey vs. Miami, Ohio (12-10-75) [11-of-12]	.917
5. Jared Prickett vs. UT-Martin (11-26-94) [10-of-11]	.909
Travis Ford vs. Wake Forest (3-25-93) [10-of-11]	.909
LeRon Ellis vs. Austin Peay (12-27-88) [10-of-11]	.909
Bob Guyette at LSU (1-5-74) [10-of-11]	.909
9. Scott Padgett vs. Western Carolina (2-6-97) [9-of-10]	.900
Jack Givens vs. Alabama (2-20-78) [9-of-10]	.900
Mike Phillips vs. LSU (1-14-78) [9-of-10]	.900
Larry Johnson at Florida (1-24-76) [9-of-10]	.900

YEAR-BY-YEAR FIELD GOAL PERCENTAGE

Year	Player	Class	FGM	FGA	Pct.	Year	Player	Class	FGM	FGA	Pct.
1946-47	James Line	Fr.	86	209	.411	1978-79	LaVon Williams	Jr.	119	219	.543
1947-48	Alex Groza	Jr.	200	530	.377	1979-80	Sam Bowie	Fr.	165	311	.531
1948-49	Alex Groza	Sr.	259	612	.423	1980-81	Dirk Minniefield	So.	118	213	.554
1949-50	James Line	Sr.	155	369	.420	1981-82	Melvin Turpin	So.	160	275	.582
1950-51	Bill Spivey	Jr.	252	632	.399	1982-83	Charles Hurt	Sr.	102	162	.630
1951-52	Cliff Hagan	Jr.	264	633	.417	1983-84	Melvin Turpin	Sr.	224	378	.593
1953-54	Cliff Hagan	Sr.	234	514	.455	1984-85	Kenny Walker	Jr.	246	440	.559
1954-55	Bob Burrow	Jr.	198	473	.419	1985-86	Kenny Walker	Sr.	260	447	.582
1955-56	Vernon Hatton	So.	123	249	.494	1986-87	Rob Lock	Jr.	91	161	.565
1956-57	Vernon Hatton	Jr.	112	255	.439	1987-88	Rob Lock	Sr.	123	219	.562
1957-58	Vernon Hatton	Sr.	192	458	.419	1988-89	LeRon Ellis	So.	200	385	.519
1958-59	Bennie Coffman	Jr.	110	216	.509	1989-90	Reggie Hanson	Jr.	165	332	.497
1959-60	Billy Ray Lickert	Jr.	110	274	.401	1990-91	Deron Feldhaus	Jr.	106	203	.522
1960-61	Billy Ray Lickert	Sr.	166	395	.420	1991-92	Jamal Mashburn	So.	279	492	.567
1961-62	Larry Pursifull	Sr.	204	400	.510	1992-93	Travis Ford	Jr.	129	245	.527
1962-63	Don Rolles	So.	68	134	.507	1993-94	Andre Riddick	Jr.	117	207	.565
1963-64	Larry Conley	So.	114	231	.493	1994-95	Andre Riddick	Sr.	68	123	.553
1964-65	Louie Dampier	So.	171	334	.512	1995-96	Walter McCarty	Sr.	152	280	.543
1965-66	Louie Dampier	Jr.	249	482	.516	1996-97	Jared Prickett	Sr.	116	211	.550
1966-67	Cliff Berger	Jr.	98	176	.556	1997-98	Nazr Mohammed	Jr.	190	318	.597
1967-68	Mike Casey	So.	231	474	.489	1998-99	Michael Bradley	So.	157	239	.657
1968-69	Mike Pratt	Jr.	173	321	.539	1999-00	Jamaal Magloire	Sr.	148	296	.500
1969-70	Dan Issel	Sr.	369	667	.553	2000-01	Marquis Estill	So.	85	141	.603
1970-71	Kent Hollenbeck	Jr.	113	212	.533	2001-02	Marquis Estill	Jr.	111	178	.624
1971-72	Jim Andrews	Jr.	236	409	.577	2002-03	Marquis Estill	Sr.	169	288	.587
1972-73	Jim Andrews	Sr.	243	434	.560	2003-04	Erik Daniels	Sr.	201	346	.581
1973-74	Bob Guyette	Jr.	138	248	.557	2004-05	Randolph Morris	Fr.	105	199	.528
1974-75	Rick Robey	Fr.	135	248	.544	2005-06	Randolph Morris	So.	110	181	.608
1975-76	Mike Phillips	So.	199	367	.542	2006-07	Randolph Morris	Jr.	202	341	.592
1976-77	Rick Robey	Jr.	158	276	.573	2007-08	Perry Stevenson	So.	69	120	.575
1977-78	Rick Robey	Sr.	167	263	.635						

FREE THROWS

Team Records

Most Free Throws Made

Game: 46 at Vanderbilt (1-7-63)

Season: 666 (1978-79)

Most Free Throws Attempted

Game: 56 vs. Mississippi State (2-12-79)

Season: 892 (1991-92)

Highest Free Throw Percentage

Game (min. 10 att.): 1.000 vs. Mississippi State (2-8-83) [19-of-19]; vs. Duke (3-3-30) [19-of-19]; at Ole Miss (1-28-89) [13-of-13]; vs. Georgia (3-13-88) [12-of-12]; vs. Auburn (2-27-93) [11-of-11]; at Vanderbilt (3-2-74) [11-of-11]; vs. Alabama (2-1-34) [11-of-11]; at Alabama (1-18-89) [10-of-10]

Season: .776 (1978-79) [666-of-858]

Fewest Free Throws Attempted

Game: 1 vs. Auburn (3-10-84); at Tennessee (1-5-80); vs. Georgia (2-8-75)

Individual Records

Free Throws Made

Game: 18, Dwight Anderson vs. Miss. State (1-15-79)

Season: 218, Kenny Walker (1984-85)

Career: 550, Kenny Walker (1983-86)

Free Throws Attempted

Game: 24, Cliff Hagan vs. Temple (12-18-54)

Season: 284, Kenny Walker (1984-85)

Career: 733, Kenny Walker (1983-86)

Highest Free Throw Percentage

Game (min. 10 att.): 1.000, (26 times), most by Louie Dampier vs. Oregon State (12-22-66); [ast by Ramel Bradley vs. Gardner-Webb (11/07/07) [14-14] and vs. Tennessee (1/22/08) [10-10]

Game (min. 15 att.): .944, Cliff Hagan vs. Ole Miss (1-2-52) [17-of-18]

Season (min. 50 att.): .912, Kyle Macy (1979-80) [104-of-114]

Career (min. 200 att.): .890, Kyle Macy (1978-80) [331-of-372]

Career Leaders

Free Throws Made


Player	Seasons	G	FTA	FTM
1. Kenny Walker	1983-86	132	733	550
2. Dan Issel	1968-70	83	661	488
3. Cotton Nash	1962-64	78	652	480
4. Ed Davender	1985-88	129	553	438
5. Alex Groza	1947-49	120	548	410
6. Winston Bennett	1984-86, 88	133	516	368
7. Rodrick Rhodes	1993-95	99	480	365
8. Jack Givens	1975-78	132	441	352
9. Frank Ramsey	1951-52, 54	91	518	346
10. Jamal Mashburn	1991-93	98	495	345

Free Throws Attempted

Player	Seasons	G	FTM	FTA
1. Kenny Walker	1983-86	132	550	733
2. Dan Issel	1968-70	83	488	661
3. Cotton Nash	1962-64	78	480	652
4. Alex Groza	1947-49	120	410	548
5. Ed Davender	1985-88	129	438	553
6. Frank Ramsey	1951-52, 54	91	346	518
7. Winston Bennett	1984-86, 88	133	368	516
8. Jamal Mashburn	1991-93	98	345	495
9. Ralph Beard	1946-49	139	305	489
10. Cliff Hagan	1951-52, 54	77	341	487



Kenny Walker owns many of Kentucky's free-throw records, including most career free-throws made. Walker made 550 shots from the charity stripe over his four-year career.



Kyle Macy made a school-best 89 percent of his foul shots during his three-year UK career (1978-80).

Free Throw Percentage (min. 200 att.)

Player	Seasons	FTM	FTA	Pct
1. Kyle Macy	1978-80	331	372	.890
2. Travis Ford	1993-94	239	271	.882
3. Jim Master	1981-84	259	305	.849
4. Richie Farmer	1989-92	207	247	.838
5. Louie Dampier	1965-67	297	356	.834
6. Anthony Epps	1994-97	208	254	.819
7. Larry Pursiful	1960-62	214	263	.814
8. Ramel Bradley	2004-08	325	404	.804
9. Tom Parker	1970-72	180	225	.800
10. Jack Givens	1975-78	352	441	.798

Single-Season Leaders

Free Throws Made

Player	Season	G	FTA	FTM
1. Kenny Walker	1984-85	31	284	218
2. Dan Issel	1969-70	28	275	210
3. Kenny Walker	1985-86	36	263	201
4. Alex Groza	1948-49	34	248	180
5. Dan Issel	1968-69	28	232	176

Player	Season	G	FTA	FTM
6. Rodrick Rhodes	1993-94	33	215	167
7. Cotton Nash	1961-62	26	218	166
8. Cliff Hagan	1951-52	32	235	164
9. Cotton Nash	1962-63	25	236	162
10. Cotton Nash	1963-64	27	198	152

Free Throws Attempted

Player	Season	G	FTM	FTA
1. Kenny Walker	1984-85	31	218	284
2. Dan Issel	1969-70	28	210	275
3. Kenny Walker	1985-86	36	201	263
4. Alex Groza	1948-49	34	180	248
5. Cotton Nash	1962-63	25	162	236
6. Cliff Hagan	1951-52	32	164	235
7. Dan Issel	1968-69	28	176	232
8. Cotton Nash	1961-62	26	166	218
9. Rodrick Rhodes	1993-94	33	167	215
10. Frank Ramsey	1951-52	32	139	214

Free Throw Percentage (min. 50 att.)

Player	Season	FTM	FTA	Pct
1. Kyle Macy	1979-80	104	114	.912
2. Travis Ford	1993-94	103	113	.912
3. Jodie Meeks	2006-07	61	68	.897
4. Jim Master	1981-82	95	106	.896
5. Kyle Macy	1977-78	115	129	.892
6. Gimel Martinez	1991-92	68	77	.883
7. Kent Hollenbeck	1970-71	82	93	.882
8. Bennie Coffman	1959-60	67	76	.882
9. Travis Ford	1992-93	104	118	.881
10. Ronnie Lyons	1971-72	70	80	.875

Consecutive Free Throws Made

Player (Seasons)	FT
1. Travis Ford (1992-93 to 1993-94)	50
2. Jim Master (1981-82)	40
3. Ed Davender (1987-88)	33
4. Kyle Macy (1978-79 to 1979-80)	32

Single-Game Leaders

Free Throws Made

Player, Opponent (Date)	FTM
1. Dwight Anderson vs. Mississippi State (2-12-79)	18
2. Cotton Nash at Vanderbilt (1-8-62)	17
Roger Newman vs. Ohio State (3-18-61)	17
Cliff Hagan vs. Temple (12-5-53)	17
Cliff Hagan vs. Ole Miss (1-3-52)	17
6. Rodrick Rhodes vs. Ole Miss (1-18-95)	16
Jamal Mashburn vs. Eastern Kentucky (12-8-92)	16
Kenny Walker vs. Alabama (3-8-86)	16
Scotty Baesler at Vanderbilt (1-7-63)	16
10. seven players with	14

Free Throw Attempted

Player, Opponent (Date)	FTA
1. Cliff Hagan vs. Temple (12-5-53)	24
2. Dwight Anderson vs. Mississippi State (2-12-79)	23
3. Roger Newman vs. Ohio State (3-18-61)	22
4. Alex Groza vs. Tulane (3-5-49)	21
5. Heshimu Evans vs. Ole Miss (3-5-99)	20
Rodrick Rhodes vs. Ole Miss (1-18-95)	20
Kenny Walker vs. Kansas (12-31-84)	20
Jim Andrews vs. Kentucky (1-10-72)	20
Dan Issel vs. Notre Dame (12-27-69)	20
Dan Issel vs. Navy (12-19-69)	20

Free Throw Percentage (min. 10 attempts)

Player, Opponent (Date)	Pct
1. Ramel Bradley vs. Gardner-Webb (11-7-07) [14-of-14]	1.000
Louie Dampier vs. Oregon St. (12-22-66) [14-of-14]	1.000
Travis Ford vs. Ohio State (12-22-93) [13-of-13]	1.000
Louie Dampier vs. Florida (1-30-65) [13-of-13]	1.000
Kyle Macy vs. Vanderbilt (1-19-80) [12-of-12]	1.000
Rick Robey vs. Vanderbilt (3-1-75) [12-of-12]	1.000
Kevin Grevey at Georgia (2-19-73) [12-of-12]	1.000
Dan Issel vs. Miami, Ohio (3-15-69) [12-of-12]	1.000
Cotton Nash vs. Notre Dame (12-29-62) [12-of-12]	1.000
Larry Pursiful vs. Kansas St. (12-23-61) [12-of-12]	1.000
Johnny Cox vs. Maryland (12-15-56) [12-of-12]	1.000
Phil Grawemeyer vs. Florida (2-3-55) [12-of-12]	1.000
Jamaal Magloire vs. S. Carolina (2-5-00) [11-of-11]	1.000
Rick Robey vs. Mississippi State (2-28-77) [11-of-11]	1.000
Don Mills vs. West Virginia (12-28-58) [11-of-11]	1.000
Ramel Bradley vs. Tennessee (1-22-08) [10-of-10]	1.000
Bobby Perry vs. UAB (3-17-06) [10-of-10]	1.000
Richie Farmer vs. UMass (12-4-91) [10-of-10]	1.000
Jim Master at Mississippi State (2-6-84) [10-of-10]	1.000
Dan Issel vs. Auburn (3-2-70) [10-of-10]	1.000
Dan Issel vs. Georgia (2-16-70) [10-of-10]	1.000
Mike Pratt vs. Notre Dame (12-27-69) [10-of-10]	1.000
Mike Casey vs. Marquette (3-13-69) [10-of-10]	1.000
Larry Conley vs. LSU (1-10-64) [10-of-10]	1.000
Bennie Coffman at Tennessee (1-16-60) [10-of-10]	1.000
Johnny Cox at Loyola, Chicago (2-15-57) [10-of-10]	1.000

Yearly Leaders

Free Throw Percentage (min. 50 att.)

Year	Player	CL	FT	FTA	Pct
1945-46	Wilbur Schu	Sr.	58	82	.707
1946-47	Kenneth Rollins	Jr.	86	107	.803
1947-48	Kenneth Rollins	Jr.	67	92	.728
1948-49	Alex Groza	Sr.	180	248	.725
1949-50	Bill Spivey	So.	128	176	.727
1950-51	Shelby Linville	Jr.	53	70	.757
1951-52	Cliff Hagan	Jr.	164	235	.697
1953-54	Bill Evans	Jr.	49	63	.778
1954-55	Bill Evans	Sr.	81	109	.743
1955-56	Bob Burrow	Sr.	114	171	.667

Year	Player	CL	FT	FTA	Pct
	Vernon Hatton	So.	100	150	.667
1956-57	Johnny Cox	So.	138	180	.766
1957-58	Vernon Hatton	Sr.	112	144	.777
1958-59	Don Mills	Jr.	101	122	.827
1959-60	Bennie Coffman	Sr.	67	76	.882
1960-61	Larry Pursiful	Jr.	99	118	.838
1961-62	Larry Pursiful	Sr.	89	109	.816
1962-63	Scotty Baesler	Sr.	59	69	.855
1963-64	Terry Mobley	Jr.	43	56	.767
1964-65	Louie Dampier	So.	84	100	.840
1965-66	Tommy Kron	Sr.	57	67	.851
1966-67	Louie Dampier	Sr.	99	119	.831
1967-68	Mike Casey	So.	79	96	.823
1968-69	Dan Issel	Jr.	176	232	.759
1969-70	Dan Issel	Sr.	210	275	.764
1970-71	Kent Hollenbeck	Jr.	82	93	.882
1971-72	Ronnie Lyons	So.	70	80	.875
1972-73	Mike Flynn	So.	55	75	.733
1973-74	Kevin Grevey	Jr.	83	100	.830
1974-75	Rick Robey	Fr.	51	63	.810
1975-76	Jack Givens	So.	116	140	.829
1976-77	Jack Givens	Jr.	94	113	.832
1977-78	Kyle Macy	So.	115	129	.892
1978-79	Kyle Macy	Jr.	112	129	.868
1979-80	Kyle Macy	Sr.	104	114	.912
1980-81	Dirk Minniefield	So.	55	63	.873
1981-82	Jim Master	So.	95	106	.896
1982-83	Derrick Hord	Sr.	65	79	.823
1983-84	Jim Master	Sr.	60	74	.811
1984-85	Kenny Walker	Jr.	218	284	.768
1985-86	Ed Davender	So.	104	131	.794
1986-87	Ed Davender	Jr.	107	145	.738
1987-88	Ed Davender	Sr.	149	171	.871
1988-89	Reggie Hanson	So.	57	76	.750
1989-90	Richie Farmer	So.	50	59	.847
1990-91	Richie Farmer	Jr.	64	76	.842
1991-92	Gimel Martinez	So.	68	77	.883
1992-93	Travis Ford	Jr.	104	118	.881
1993-94	Travis Ford	Sr.	103	113	.912
1994-95	Anthony Epps	So.	58	80	.850
1995-96	Tony Delk	Sr.	88	110	.800
1996-97	Anthony Epps	Sr.	75	90	.833
1997-98	Scott Padgett	Jr.	87	102	.853
1998-99	Heshimu Evans	Sr.	94	128	.734
1999-00	Desmond Allison	So.	53	68	.779
2000-01	Tayshaun Prince	Jr.	97	115	.843
2001-02	Chuck Hayes	Fr.	48	65	.738
2002-03	Chuck Hayes	So.	82	104	.788
2003-04	Kelenna Azubuike	So.	58	76	.763
2004-05	Chuck Hayes	Sr.	81	111	.730
2005-06	Ramel Bradley	So.	46	59	.780
2006-07	Jodie Meeks	Fr.	61	68	.897
2007-08	Ramel Bradley	Sr.	142	171	.830

THREE-POINT FIELD GOALS

Team Records

Most 3-point Field Goals Made

Game: 21 vs. North Carolina (12-27-89) [21-of-48]

Season: 340, 1992-93 [340-of-862 in 34 games]

Most 3-point Field Goals Attempted

Game: 53 vs. UL Lafayette (12-23-89) [15-of-53]

Season: 888, 1991-92 [317-of-888 in 36 games]

Highest 3-point Field Goal Pct.

Game (min. 10 made): 667 vs. Wake Forest (3-25-93) [16-of-24]

Game (min. 20 made): .571 vs. LSU (3-4-95) [20-of-35]

Season: .397, 1995-96 [317-of-888 in 36 games]

Individual Records

Most 3-point Field Goals Made

Half: 7, Tayshaun Prince vs. North Carolina (12-8-01); Derrick Miller vs. Kansas (12-9-89)

Game: 9, Tony Delk vs. TCU (1-20-96) [9-of-12]

Season: 101, Travis Ford (1992-93) [101-of-191]

Career: 283, Tony Delk (1993-96) [283-of-712]

Most 3-point Field Goals Attempted

Game: 19, Derrick Miller vs. Kansas (12-8-90) [8-of-19]

Season: 289, Derrick Miller (1989-90) [99-of-289]

Career: 712, Tony Delk (1993-96) [283-of-712]

Highest 3-point Field Goal Pct.

Game (min. 5 made): 1,000, Ramel Bradley vs. South Carolina

(1-26-08) [5-of-5]; Keith Bogans vs. Tulane (12-10-02) [5-of-5];

Tayshaun Prince vs. South Carolina (2-3-01) [5-of-5]; Jamal

Mashburn vs. Wake Forest (3-25-93) [5-of-5]

Season (min. 75 att.): 532, Cameron Mills (1996-97) [42-of-79]

Season (min. 100 att.): .529, Travis Ford (1992-93) [101-of-191]

Career (min. 150 att.): .474, Cameron Mills (1995-98) [81-of-171]

Career Leaders

3-point Field Goals Made

Player	Years	Pct	3FGA	3FG
1. Tony Delk	1993-96	.398	712	283
2. Keith Bogans	2000-03	.342	743	254
3. Tayshaun Prince	1999-02	.329	621	204
4. Gerald Fitch	2001-04	.396	502	199
5. Derrick Miller	1986-90	.358	533	191
6. Travis Ford	1992-94	.445	427	190
7. Joe Crawford	2004-08	.350	532	186
8. Ramel Bradley	2004-08	.355	499	177
9. John Pelphey	1989-92	.370	433	160
10. Anthony Epps	1994-97	.396	391	155

3-point Field Goals Attempted

Player	Years	Pct	3FG	3FGA
1. Keith Bogans	2000-03	.342	254	743
2. Tony Delk	1993-96	.398	283	712
3. Tayshaun Prince	1999-02	.329	204	621
4. Derrick Miller	1986-90	.358	191	533

5. Joe Crawford	2004-08	.350	186	532
6. Gerald Fitch	2001-04	.396	199	502
7. Ramel Bradley	2004-08	.355	177	499
8. John Pelphey	1989-92	.370	160	433
9. Jeff Brassow	1990-94	.357	153	428
10. Travis Ford	1992-94	.445	190	427

3-point Field Goals Percentage

(min. 150 att.)

Player	Year	3FG	3FGA	Pct
1. Cameron Mills	1995-98	81	171	.4737
2. Travis Ford	1992-94	190	427	.4450
3. Rex Chapman	1987-88	134	335	.4000
4. Derek Anderson	1994-96	61	153	.3987
5. Tony Delk	1993-96	283	712	.3975
6. Gerald Fitch	2001-04	199	502	.3964
Anthony Epps	1994-97	155	391	.3964
8. Jeff Sheppard	1994-98	128	330	.3879
9. Patrick Sparks	2005-06	151	397	.3804
10. Jamal Mashburn	1991-93	148	394	.3756

Single-Season Leaders

3-point Field Goals Made

Player	Years	Pct	3FGA	3FG
1. Travis Ford	1992-93	.529	191	101
2. Derrick Miller	1989-90	.332	298	99
3. Tony Delk	1993-94	.374	254	95
4. Tony Delk	1995-96	.443	210	93
5. Patrick Sparks	2004-05	.376	218	82
6. Keith Bogans	2002-03	.383	209	80
7. Gerald Fitch	2003-04	.401	197	79
8. Tony Delk	1994-95	.391	197	77
9. Keith Bogans	2000-01	.361	205	74
10. Jeff Sheppard	1997-98	.376	189	71
11. Ramel Bradley	2006-07	.367	188	69
Patrick Sparks	2005-06	.385	179	69
Anthony Epps	1996-97	.388	178	69
14. Rex Chapman	1986-87	.386	176	68
15. Jamal Mashburn	1992-93	.439	180	66
Rex Chapman	1987-88	.415	159	66
17. Tayshaun Prince	2001-02	.340	191	65
18. Tayshaun Prince	2000-01	.358	179	64
Dale Brown	1992-93	.340	188	64
20. Joe Crawford	2007-08	.364	173	63
Joe Crawford	2006-07	.350	180	63
Travis Ford	1993-94	.380	166	63

3-point Field Goals Attempted

Player	Year	Pct	3FG	3FGA
1. Derrick Miller	1989-90	.332	99	298
2. Tony Delk	1993-94	.374	95	254
3. Patrick Sparks	2004-05	.376	82	218

4.	Tony Delk	1995-96	.443	93	210
5.	Keith Bogans	2002-03	.383	80	209
6.	Keith Bogans	2000-01	.361	74	205
7.	Gerald Fitch	2003-04	.401	79	197
8.	Tony Delk	1994-95	.391	77	197
9.	Travis Ford	1992-93	.529	101	191
	Tayshaun Prince	2001-02	.340	65	191
11.	Jeff Sheppard	1997-98	.376	71	189
12.	Ramel Bradley	2006-07	.367	69	188
	Dale Brown	1992-93	.340	64	188
14.	Joe Crawford	2006-07	.350	63	180
	Jamal Mashburn	1992-93	.439	66	180
16.	Patrick Sparks	2005-06	.385	69	179
	Tayshaun Prince	2000-01	.358	64	179
18.	Anthony Epps	1996-97	.388	69	178
19.	Rex Chapman	1986-87	.386	68	176
20.	Joe Crawford	2007-08	.364	63	173

**Highest 3-point Field Goal Percentage
(min. 100 att.)**

Player	Year	3FG	3FGA	Pct	
1.	Travis Ford	1992-93	101	191	.529
2.	Tony Delk	1995-96	93	210	.443
3.	Jamal Mashburn	1991-92	58	132	.439
4.	Rex Chapman	1987-88	66	159	.415
5.	Jeff Brassow	1993-94	46	112	.411
6.	Anthony Epps	1995-96	43	105	.410
7.	Gerald Fitch	2003-04	79	197	.401
8.	Tony Delk	1994-95	77	197	.391
9.	Derrick Miller	1988-89	54	139	.388
10.	Anthony Epps	1996-97	69	178	.388

Single-Game Highs

3-point Field Goals Made

Player	Opp (Date)	3FGA	3FG	
1.	Tony Delk	TCU (1-20-96)	12	9
2.	Cameron Mills	Florida (2-1-98)	14	8
	Derrick Miller	Tennessee (1-20-90)	13	8
	Derrick Miller	N. Carolina (12-27-89)	16	8
	Derrick Miller	Kansas (12-9-89)	19	8

3-point Field Goals Attempted

Player	Opp (Date)	3FG	3FGA	
1.	Derrick Miller	Kansas (12-9-89)	8	19
2.	Derrick Miller	Tenn. Tech (12-6-89)	7	18
3.	Derrick Miller	LSU (2-15-90)	7	16
	Derrick Miller	N. Carolina (12-27-89)	7	16
	Derrick Miller	UL Lafayette (12-23-89)	7	16
6.	Jamal Mashburn	S. Carolina (1-4-92)	5	15
	Derrick Miller	Vanderbilt (2-7-90)	6	15
	Derrick Miller	Ole Miss (1-27-90)	4	15

Consecutive Games with 3-point

Field Goal

Player	Streak	
1.	Tony Delk	34 (32 in 1993-94, 2 in 1994-95)
2.	Travis Ford	32 (27 in 1992-93, 5 in 1993-94)
3.	Keith Bogans	29 (3 in 2001-02, 27 in 2002-03)
4.	Tony Delk	14 (9 in 1994-95, 5 in 1995-96)
	Tony Delk	14 (1994-95)

Yearly Leaders

3-point Field Goals Made

Year	Player	CL	3FG	3FGA	Pct
1986-87	Derrick Miller	Fr.	35	81	.432
1987-88	Rex Chapman	So.	66	159	.415
1988-89	Derrick Miller	Jr.	54	139	.388
1989-90	John Pelphrey	So.	44	120	.367
1990-91	John Pelphrey	Jr.	62	164	.378
1991-92	Jamal Mashburn	So.	58	132	.439
1992-93	Travis Ford	Jr.	101	191	.529
1993-94	Jeff Brassow	Sr.	46	112	.411
1994-95	Tony Delk	Jr.	77	197	.391
1995-96	Tony Delk	Sr.	93	210	.443
1996-97	Cameron Mills	Jr.	42	79	.532
1997-98	Cameron Mills	Sr.	38	87	.437
1998-99	Scott Padgett	Sr.	61	160	.381
1999-00	Tayshaun Prince	So.	46	150	.307
2000-01	Keith Bogans	So.	74	205	.361
2001-02	Tayshaun Prince	Sr.	65	191	.340
2002-03	Gerald Fitch	Jr.	61	147	.415
2003-04	Gerald Fitch	Sr.	79	197	.401
2004-05	Patrick Sparks	Jr.	82	218	.376
2005-06	Patrick Sparks	Sr.	69	179	.385
2006-07	Ramel Bradley	Jr.	69	188	.367
2007-08	Ramel Bradley	Sr.	58	153	.379

REBOUNDING

TEAM RECORDS

Most Rebounds

Game: 108 vs. Ole Miss (2-8-64)
 Season: 2,109 (1950-51)

Highest Rebounding Average

Season: 64.6 (1955-56) [1,680 in 26 games]

Highest Rebounding Margin

Season: 21.5 (1955-56)

Individual Records

Most Rebounds

Game: 34, Bob Burrow vs. Temple (12-10-55);
 Bill Spivey vs. Xavier (2-13-51)
 Season: 567, Bill Spivey (1950-51)
 Career: 1,078, Dan Issel (1968-70)

Highest Rebounding Average

Season: 17.7, Bob Burrow (1954-55) [459 in 26 games]
 Career: 16.1, Bob Burrow (1955-56) [823 in 51 games]

CAREER LEADERS

Rebounds

Player	Seasons	G	Avg	Reb
1. Dan Issel	1968-70	83	12.9	1,078
2. Frank Ramsey	1951-52, 54	91	11.4	1,038
3. Cliff Hagan	1951-52, 54	77	13.4	1,035
4. Johnny Cox	1957-59	84	12.0	1,004
5. Cotton Nash	1962-64	78	12.3	962
6. Kenny Walker	1983-86	132	7.1	942
7. Chuck Hayes	2002-05	134	6.8	910
8. Sam Bowie	1980-81, 84	96	8.8	843
9. Rick Robey	1975-78	105	8.0	838
10. Bob Burrow	1955-56	51	16.1	823

Rebounding Average

Player	Seasons	G	Reb	Avg
1. Bob Burrow	1955-56	51	823	16.1
2. Cliff Hagan	1951-52, 54	77	1,035	13.4
3. Dan Issel	1968-70	83	1,078	12.9
4. Cotton Nash	1962-64	78	962	12.3
5. Johnny Cox	1957-59	84	1,004	12.0
6. Frank Ramsey	1951-52, 54	91	1,038	11.4
7. Don Mills	1957-59	71	669	10.3
8. Ed Beck	1956-58	78	783	10.0
9. Jim Andrews	1971-73	80	783	9.8
10. Mike Pratt	1968-70	81	718	8.9

SINGLE-SEASON LEADERS

Rebounds

Player	Season	G	Avg	Reb
1. Bill Spivey	1950-51	33	17.2	567
2. Cliff Hagan	1951-52	32	16.5	528
3. Bob Burrow	1954-55	26	17.7	459
4. Frank Ramsey	1950-51	34	12.8	434
5. Frank Ramsey	1951-52	32	12.0	383
6. Dan Issel	1968-69	28	13.6	381
7. Ed Beck	1956-57	27	14.1	380
8. Dan Issel	1969-70	28	13.2	369
9. Johnny Cox	1957-58	29	12.6	365
10. Bob Burrow	1955-56	25	14.6	364

Rebounding Average

Player	Season	G	Reb	Avg
1. Bob Burrow	1954-55	26	459	17.7
2. Bill Spivey	1950-51	33	567	17.2
3. Cliff Hagan	1951-52	32	528	16.5
4. Bob Burrow	1955-56	25	364	14.6
5. Ed Beck	1956-57	27	380	14.1
6. Dan Issel	1968-69	28	381	13.6
7. Cliff Hagan	1953-54	25	338	13.5
8. Cotton Nash	1961-62	26	345	13.3
9. Dan Issel	1969-70	28	369	13.2
10. Don Mills	1959-60	25	323	12.9

SINGLE-GAME HIGHS

Rebounds

Player	Opp (Date)	Reb
1. Bob Burrow	Temple (12-10-55)	34
Bill Spivey	Xavier (2-13-51)	34
3. Cotton Nash	Ole Miss (2-8-64)	30
Cotton Nash	Temple (12-18-61)	30
5. Dan Issel	LSU (2-22-69)	29
6. Mike Phillips	Tennessee (1-10-76)	28
7. Dan Issel	Xavier (11-30-68)	24
Dan Issel	Florida (12-4-67)	24
Don Mills	Southern California (12-5-59)	24

YEARLY LEADERS

Rebounding

Year	Player	CL	G	Reb	Avg
1950-51	Bill Spivey	Jr.	33	567	17.2
1951-52	Cliff Hagan	Jr.	32	528	16.5
1953-54	Cliff Hagan	Sr.	25	338	13.5
1954-55	Bob Burrow	Jr.	26	459	17.7
1955-56	Bob Burrow	Sr.	25	364	14.6
1956-57	Ed Beck	Jr.	27	380	14.1
1957-58	Johnny Cox	Jr.	29	365	12.6
1958-59	Johnny Cox	Sr.	27	329	12.2
1959-60	Don Mills	Sr.	25	323	12.9
1960-61	Roger Newman	Sr.	28	265	9.5
1961-62	Cotton Nash	So.	26	345	13.2
1962-63	Cotton Nash	Jr.	25	300	12.0
1963-64	Cotton Nash	Sr.	27	317	11.7
1964-65	John Adams	Sr.	25	214	8.6
1965-66	Pat Riley	Jr.	29	259	8.9
1966-67	Thad Jaracz	Jr.	26	215	8.3
1967-68	Dan Issel	So.	27	328	12.1
1968-69	Dan Issel	Jr.	28	381	13.6
1969-70	Dan Issel	Sr.	28	369	13.2
1970-71	Tom Payne	So.	28	283	10.1
1971-72	Jim Andrews	Jr.	28	315	11.3
1972-73	Jim Andrews	Sr.	28	348	12.4
1973-74	Bob Guyette	Jr.	26	205	7.9
1974-75	Rick Robey	Fr.	31	214	6.9
1975-76	Mike Phillips	So.	30	295	9.8
1976-77	Rick Robey	Jr.	30	273	9.1
1977-78	Rick Robey	Sr.	32	261	8.2
1978-79	LaVon Williams	Jr.	31	213	6.9
1979-80	Sam Bowie	Fr.	34	276	8.1
1980-81	Sam Bowie	So.	28	254	9.1
1981-82	Melvin Turpin	So.	30	212	7.1
1982-83	Melvin Turpin	Jr.	31	195	6.3
1983-84	Sam Bowie	Sr.	34	313	9.2
1984-85	Kenny Walker	Jr.	31	315	10.2
1985-86	Kenny Walker	Sr.	36	276	7.7
1986-87	Richard Madison	Jr.	29	216	7.4
1987-88	Winston Bennett	Sr.	33	258	7.8
1988-89	Chris Mills	Fr.	32	277	8.7
1989-90	Reggie Hanson	Jr.	28	200	7.1
1990-91	Reggie Hanson	Sr.	28	201	7.2
1991-92	Jamal Mashburn	So.	36	281	7.8
1992-93	Jamal Mashburn	Jr.	34	284	8.3
1993-94	Jared Prickett	So.	33	232	7.0
1994-95	Mark Pope	Jr.	33	271	6.3
1995-96	Antoine Walker	So.	36	302	8.4
1996-97	Jared Prickett	Sr.	38	225	5.9

1997-98	Nazr Mohammed	Jr.	39	282	7.2
1998-99	Scott Padgett	Sr.	37	217	5.9
1999-00	Jamaal Magloire	Sr.	33	300	9.1
2000-01	Tayshaun Prince	Jr.	34	221	6.5
2001-02	Tayshaun Prince	Sr.	32	202	6.3
2002-03	Chuck Hayes	So.	36	244	6.8
2003-04	Chuck Hayes	Jr.	32	260	8.1
2004-05	Chuck Hayes	Sr.	34	263	7.7
2005-06	Rajon Rondo	So.	34	209	6.1
2006-07	Randolph Morris	Jr.	34	264	7.8
2007-08	Patrick Patterson	Fr.	25	192	7.7



Despite measuring in at just 6-6, Chuck Hayes led the Cats in rebounding for three consecutive seasons.

ASSISTS

Team Records

Most Assists

Game: 35 vs. San Jose State (3-14-96)

Season: 783 (1995-96)

Individual Records

Most Assists

Game: 15, Travis Ford vs. Eastern Kentucky (12-8-93)

Season: 232, Roger Harden (1985-86)

Career: 646, Dirk Minniefield (1980-83)

Most Assists Per Game

Season: 6.4, Roger Harden (1985-86) [232 in 36 games]

Career: 5.3, Sean Woods (1990-92) [482 in 91 games]

Career Leaders

Assists

Player	Seasons	G	Avg	Asst
1. Dirk Minniefield	1980-83	123	5.3	646
2. Anthony Epps	1994-97	141	3.9	544
3. Roger Harden	1983-86	122	4.1	498
4. Wayne Turner	1996-99	151	3.3	494
5. Sean Woods	1990-92	91	5.3	482
6. Kyle Macy	1978-80	98	4.8	470
7. Cliff Hawkins	2001-04	126	3.7	468
8. Ed Davender	1985-88	129	3.4	436
9. Travis Ford	1992-94	100	4.3	428
10. Saul Smith	1998-01	143	2.5	363
11. John Pelphrey	1989-92	114	2.9	327
12. Larry Johnson	1974-77	112	2.8	319
13. Ramel Bradley	2004-08	128	2.5	316
14. Keith Bogans	2000-03	135	2.3	314
15. Dickey Beal	1981-84	111	2.7	301

Assists Per Game

Player	Seasons	G	Asst	Avg
1. Sean Woods	1990-92	91	482	5.30
2. Dirk Minniefield	1980-83	123	646	5.25
3. Kyle Macy	1978-80	98	470	4.80
4. Travis Ford	1992-94	100	428	4.28
5. Rajon Rondo	2005-06	68	285	4.19
6. Roger Harden	1983-86	122	498	4.08
7. Anthony Epps	1994-97	141	544	3.86
8. Cliff Hawkins	2001-04	126	468	3.71
9. Larry Conley	1964-66	81	293	3.62
10. Ed Davender	1985-88	129	436	3.38

Single-Season Leaders

Assists

Player	Season	G	Avg	Asst
1. Roger Harden	1985-86	36	6.4	232
2. Anthony Epps	1996-97	40	4.8	193
Travis Ford	1993-94	33	5.9	193
4. Dirk Minniefield	1981-82	30	6.3	188
5. Dirk Minniefield	1982-83	31	5.8	181
6. Kyle Macy	1977-78	32	5.6	178
7. Anthony Epps	1995-96	36	4.9	175
8. Wayne Turner	1997-98	39	4.4	173
9. Rajon Rondo	2005-06	34	4.9	167
Sean Woods	1991-92	36	4.6	167
11. Cliff Hawkins	2003-04	32	5.2	166
Travis Ford	1992-93	34	4.9	166
13. Sean Woods	1989-90	28	5.9	164
14. Kyle Macy	1979-80	35	4.7	163
15. Sean Woods	1990-91	27	5.6	151
Dirk Minniefield	1980-81	28	5.4	151
17. Sean Sutton	1988-89	31	4.6	146
18. John Pelphrey	1991-92	36	4.0	145
Wayne Turner	1998-99	37	3.9	145
20. Larry Johnson	1976-77	30	4.8	143

Assists Per Game

Player	Seasons	G	Asst	Avg
1. Roger Harden	1985-86	36	232	6.44
2. Dirk Minniefield	1981-82	30	188	6.27
3. Sean Woods	1989-90	28	164	5.86
4. Travis Ford	1993-94	33	193	5.85
5. Dirk Minniefield	1982-83	31	181	5.84
6. Sean Woods	1990-91	27	151	5.59
7. Kyle Macy	1977-78	32	178	5.56
8. Dirk Minniefield	1980-81	28	151	5.39
9. Cliff Hawkins	2003-04	32	166	5.19
10. Rajon Rondo	2005-06	34	167	4.91

Single-Game Highs

Assists


Player	Opp (Date)	Asst
1. Travis Ford	Eastern Kentucky (12-8-93)	15
2. Dickey Beal	BYU (3-17-84)	14
Dirk Minniefield	Villanova (12-4-82)	14
4. Anthony Epps	LSU (3-4-95)	13
Rodrick Rhodes	Morehead State (12-19-92)	13
Dirk Minniefield	Auburn (2-3-82)	13
Dirk Minniefield	Mississippi State (1-23-80)	13
8. Rajon Rondo	Ole Miss (2-22-06)	12
Allen Edwards	South Carolina (1-13-98)	12
Anthony Epps	Marshall (12-19-95)	12
Anthony Epps	South Carolina (2-1-95)	12
Travis Ford	LSU (2-15-94)	12
Sean Woods	Tennessee Tech (12-6-89)	12
Roger Harden	Tennessee (2-28-85)	12

Single-Season Leaders

Assists

Year	Player	CL	G	Asst	Avg
1961-62	Scotty Baesler	Jr.	26	112	4.3
1962-63	Cotton Nash	Jr.	25	66	2.6
1963-64	Larry Conley	So.	27	112	4.2
1964-65	Larry Conley	Jr.	25	81	3.2
1965-66	Larry Conley	Sr.	29	100	3.4
1966-67	Pat Riley	Sr.	26	68	2.6
1967-68	Mike Pratt	So.	27	82	3.0
1968-69	Mike Casey	Jr.	28	129	4.6
1969-70	Mike Pratt	Sr.	28	99	3.5
1970-71	Larry Steele	Sr.	24	93	3.9
1971-72	Stan Key	Sr.	28	89	3.2
1972-73	Jimmy Dan Conner	So.	28	83	3.0
1973-74	Mike Flynn	Jr.	26	83	3.2
1974-75	Jimmy Dan Conner	Sr.	31	106	3.4
Mike Flynn	Sr.	31	106	3.4	
1975-76	Larry Johnson	Jr.	30	98	3.3
1976-77	Larry Johnson	Sr.	30	143	4.8
1977-78	Kyle Macy	So.	32	178	5.6
1978-79	Kyle Macy	Jr.	31	129	4.2
1979-80	Kyle Macy	Sr.	35	163	4.7
1980-81	Dirk Minniefield	So.	28	151	5.4
1981-82	Dirk Minniefield	Jr.	30	188	6.3
1982-83	Dirk Minniefield	Sr.	31	181	5.8
1983-84	Dickey Beal	Sr.	30	133	4.4
1984-85	Roger Harden	Jr.	30	142	4.7
1985-86	Roger Harden	Sr.	36	232	6.4
1986-87	Rex Chapman	Fr.	29	103	3.6
1987-88	Ed Davender	Sr.	33	131	4.0

1988-89	Sean Sutton	So.	31	146	4.7
1989-90	Sean Woods	So.	28	164	5.9
1990-91	Sean Woods	Jr.	27	151	5.6
1991-92	Sean Woods	Sr.	36	167	4.6
1992-93	Travis Ford	Jr.	34	166	4.9
1993-94	Travis Ford	Sr.	33	193	5.8
1994-95	Anthony Epps	So.	33	138	4.2
1995-96	Anthony Epps	Jr.	36	175	4.9
1996-97	Anthony Epps	Sr.	40	193	4.8
1997-98	Wayne Turner	Jr.	39	173	4.4
1998-99	Wayne Turner	Sr.	37	145	3.9
1999-00	Saul Smith	Jr.	33	115	3.5
2000-01	Saul Smith	Sr.	34	134	3.9
2001-02	Cliff Hawkins	So.	32	136	4.3
2002-03	Cliff Hawkins	Jr.	29	111	3.8
2003-04	Cliff Hawkins	Sr.	32	166	5.2
2004-05	Patrick Sparks	Jr.	34	122	3.6
2005-06	Rajon Rondo	So.	34	167	4.9
2006-07	Ramel Bradley	Jr.	34	129	3.8
2007-08	Ramel Bradley	Sr.	30	101	3.7



Larry Conley became the first Wildcat on record to lead UK in assists three straight years.

BLOCKS

TEAM RECORDS

Most Blocks

Game: 17 vs. Morehead State (11-20-97)

Season: 240 (1997-98)

INDIVIDUAL RECORDS

Most Blocks

Game: 9, Andre Riddick vs. LSU (3-14-93);

Sam Bowie vs. Vanderbilt (2-21-81)

Season: 83, Andre Riddick (1993-94);

Melvin Turpin (1982-83)

Career: 268, Jamaal Magloire (1997-00)

Most Blocks Per Game

Season: 2.86, Sam Bowie (1980-81) [80 in 28 games]

Career: 2.27, Sam Bowie (1980-81, 84) [218 in 96 games]

CAREER LEADERS

Blocks

Player	Seasons	G	Avg	Blks
1. Jamaal Magloire	1997-00	145	1.8	268
2. Melvin Turpin	1981-84	123	1.8	226
3. Sam Bowie	1980-81, 84	96	2.3	218
4. Andre Riddick	1992-95	126	1.7	212
5. Jules Camara	1999-00, 02-03	136	1.1	155
6. Marquis Estill	2001-03	100	1.4	143
7. Tayshaun Prince	1999-02	135	1.1	142
8. Nazr Mohammed	1996-98	94	1.4	135
9. Chuck Hayes	2002-05	134	1.0	128
10. Kenny Walker	1983-86	132	0.9	122

Blocks Per Game (min. 75 blocks)

Player	Seasons	G	Blks	Avg
1. Sam Bowie	1980-81, 84	96	218	2.271
2. Jamaal Magloire	1997-00	145	268	1.848
3. Melvin Turpin	1981-84	123	226	1.837
4. Andre Riddick	1992-95	126	212	1.683
5. Nazr Mohammed	1996-98	94	135	1.436
6. Marquis Estill	2001-03	100	143	1.430
7. Mark Pope	1995-96	69	82	1.188
8. Reggie Hanson	1988-91	101	119	1.178
9. Jules Camara	1999-00, 02-03	136	155	1.140
10. Tayshaun Prince	1999-02	135	142	1.052

SINGLE-SEASON LEADERS

Blocks

Player	Season	G	Avg	Blks
1. Andre Riddick	1993-94	34	2.4	83
Melvin Turpin	1982-83	31	2.7	83
3. Sam Bowie	1980-81	28	2.9	80
4. Jamaal Magloire	1996-97	40	2.0	79
5. Nazr Mohammed	1997-98	39	1.9	75
6. Sam Bowie	1979-80	34	2.1	73
7. Randolph Morris	2006-07	34	2.1	70
8. Melvin Turpin	1981-82	30	2.2	67
9. Jamaal Magloire	1997-98	38	1.7	66
Jamaal Magloire	1998-99	34	1.9	66

Blocks Per Game (min. 30 blocks)

Player	Season	G	Avg	Blks
1. Sam Bowie	1980-81	28	80	2.857
2. Melvin Turpin	1982-83	31	83	2.677
3. Andre Riddick	1993-94	34	83	2.441
4. Melvin Turpin	1981-82	30	67	2.233
5. Sam Bowie	1979-80	34	73	2.147
6. Randolph Morris	2006-07	34	70	2.058
7. Jamaal Magloire	1996-97	40	79	1.975
8. Jamaal Magloire	1998-99	34	66	1.941
9. Nazr Mohammed	1997-98	39	75	1.923
10. Sam Bowie	1983-84	34	65	1.912

SINGLE-GAME HIGHS

Blocks

Player	Opp (Date)	Blks
1. Andre Riddick	LSU (3-14-93)	9
Sam Bowie	Vanderbilt (2-21-81)	9
3. Andre Riddick	Morehead State (12-17-93)	8
4. Perry Stevenson	Miami (OH) (11-15-06)	7
Andre Riddick	Arkansas (3-12-94)	7
Andre Riddick	Ole Miss (1-29-92)	7
Andre Riddick	Eastern Kentucky (1-18-92)	7
8. Perry Stevenson	Ole Miss (2-27-08)	6
Shagari Alleyne	Morehead State (12-8-04)	6
Chuck Hayes	LSU (2-15-03)	6
Tayshaun Prince	LSU (2-9-02)	6
Marquis Estill	Mississippi State (1-5-02)	6
Jamaal Magloire	Maryland (12-12-98)	6
Jamaal Magloire	Wright State (11-23-98)	6
Jamaal Magloire	UCLA (3-20-98)	6
Nazr Mohammed	UCLA (3-20-98)	6
Jamaal Magloire	Alabama (2-19-97)	6

Jamaal Magloire	Wright State (12-6-96)	6
Mark Pope	Georgia (2-14-96)	6
Walter McCarty	TCU (1-20-96)	6
Walter McCarty	Ole Miss (1-6-96)	6
Anthony Epps	Marshall (12-19-95)	6
Andre Riddick	Ole Miss (3-3-93)	6
Reggie Hanson	Auburn (1-24-90)	6
Melvin Turpin	Auburn (2-12-83)	6
Melvin Turpin	Florida (1-17-83)	6

SINGLE-SEASON LEADERS

Blocks

Year	Player	CL	G	Blks	Avg
1978-79	Freddie Cowan	So.	31	36	1.2
1979-80	Sam Bowie	Fr.	34	73	2.1
1980-81	Sam Bowie	So.	28	80	2.9
1981-82	Melvin Turpin	So.	30	67	2.2
1982-83	Melvin Turpin	Jr.	31	83	2.7
1983-84	Sam Bowie	Sr.	34	65	1.9
1984-85	Kenny Walker	Jr.	31	37	1.2
1985-86	Kenny Walker	Sr.	36	43	1.2
1986-87	Rob Lock	Jr.	29	31	1.1
1987-88	Rob Lock	Sr.	33	32	1.0
1988-89	LeRon Ellis	So.	32	35	1.1
1989-90	Reggie Hanson	Jr.	28	40	1.4
1990-91	Reggie Hanson	Sr.	28	53	1.9
1991-92	Andre Riddick	Fr.	28	33	1.2
1992-93	Andre Riddick	So.	31	52	1.7
1993-94	Andre Riddick	Jr.	34	83	2.4
1994-95	Andre Riddick	Sr.	33	44	1.3
1995-96	Walter McCarty	Sr.	36	51	1.4
1996-97	Jamaal Magloire	Fr.	40	79	2.0
1997-98	Nazr Mohammed	Jr.	39	75	1.9
1998-99	Jamaal Magloire	Jr.	34	66	1.9
1999-00	Jamaal Magloire	Sr.	33	57	1.7
2000-01	Tayshaun Prince	Jr.	34	37	1.1
2001-02	Marquis Estill	Jr.	32	43	1.3
	Tayshaun Prince	Sr.	32	43	1.3
2002-03	Marquis Estill	Sr.	36	64	1.8
2003-04	Chuck Hayes	Jr.	32	45	1.4
2004-05	Shagari Alleyne	So.	29	44	1.5
2005-06	Randolph Morris	So.	21	24	1.1
2006-07	Randolph Morris	Jr.	34	70	2.1
2007-08	Perry Stevenson	So.	31	46	1.5



Jamaal Magloire owns the school record for blocks with 268.

STEALS

TEAM RECORDS

Most Steals

Game: 23 vs. Tennessee-Martin (11-26-94);

vs. Mississippi State (1-9-91)

Season: 480 (1996-97)

INDIVIDUAL RECORDS

Most Steals

Game: 8, Rajon Rondo vs. Mississippi State (2-19-05);

Wayne Turner vs. George Washington (11-24-97)

Season: 87, Rajon Rondo (2004-05)

Career: 238, Wayne Turner (1996-99)

Most Steals Per Game

Season: 2.56, Rajon Rondo (2004-05) [87 in 34 games]

Career: 2.29, Rajon Rondo (2005-06) [156 in 68 games]

4. Cliff Hawkins	2003-04	32	2.3	74
5. Rajon Rondo	2005-06	34	2.0	69
Kyle Macy	1978-79	31	2.2	69
7. Anthony Epps	1996-97	40	1.7	68
8. Tony Delk	1995-96	36	1.9	67
9. Jared Prickett	1996-97	38	1.7	66
Ron Mercer	1996-97	40	1.7	66
11. Jamal Mashburn	1991-92	36	1.8	65
John Pelphrey	1991-92	36	1.8	65
13. Tony Delk	1993-94	34	1.9	64
14. Chuck Hayes	2004-05	34	1.8	62
Wayne Turner	1997-98	39	1.6	62

CAREER LEADERS

Steals

Player	Seasons	G	Avg	Stls
1. Wayne Turner	1996-99	151	1.6	238
2. Tony Delk	1993-96	133	1.5	201
3. Cliff Hawkins	2001-04	126	1.6	199
4. Ed Davender	1985-88	129	1.5	191
5. Jared Prickett	1993-97	143	1.3	187
6. Anthony Epps	1994-97	141	1.3	184
7. John Pelphrey	1989-92	114	1.5	173
8. Chuck Hayes	2002-05	134	1.3	170
9. Rodrick Rhodes	1993-95	99	1.6	163
10. Rajon Rondo	2005-06	68	2.3	156
Dirk Minniefield	1980-83	123	1.3	156

Steals Per Game (min. 75 steals)

Player	Seasons	G	Stls	Avg
1. Rajon Rondo	2005-06	68	156	2.294
2. Derek Anderson	1996-97	55	98	1.782
3. Rodrick Rhodes	1993-95	99	163	1.646
4. Sean Woods	1990-92	91	144	1.582
5. Cliff Hawkins	2001-04	126	199	1.579
6. Wayne Turner	1996-99	151	238	1.576
7. Jamal Mashburn	1991-93	98	153	1.561
8. John Pelphrey	1989-92	114	173	1.518
9. Reggie Hanson	1988-91	101	153	1.515
10. Tony Delk	1993-96	133	201	1.511

SINGLE-SEASON LEADERS

Steals

Player	Season	G	Avg	Stls
1. Rajon Rondo	2004-05	34	2.6	87
2. Wayne Turner	1996-97	40	2.0	79
3. Rodrick Rhodes	1993-94	33	2.3	76



Wayne Turner is the Wildcats' career leader with 238 steals.

Steals Per Game (min. 30 steals)

Player	Season	G	Stls	Avg
1. Rajon Rondo	2004-05	34	87	2.559
2. Cliff Hawkins	2003-04	32	74	2.313
3. Rodrick Rhodes	1993-94	33	76	2.303
4. Kyle Macy	1978-79	31	69	2.226
5. Reggie Hanson	1989-90	28	61	2.179
John Pelphrey	1991-92	28	61	2.179
7. Rajon Rondo	2005-06	34	69	2.029
8. Wayne Turner	1996-97	40	79	1.975
9. Tony Delk	1993-94	34	64	1.882
10. Tony Delk	1995-96	36	67	1.861

SINGLE-GAME HIGHS

Steals

Player	Opp (Date)	Stls
1. Rajon Rondo	Mississippi State (2-19-05)	8
Wayne Turner	George Washington (11-24-97)	8
3. Jared Prickett	Tennessee (3-12-93)	7
Reggie Hanson	Ole Miss (2-16-91)	7
John Pelphrey	LSU (2-15-90)	7
Winston Bennett	Mississippi State (1-16-85)	7

SINGLE-SEASON LEADERS

Steals

Year	Player	CL	G	Stls	Avg
1978-79	Kyle Macy	Jr.	31	69	2.2
1979-80	Kyle Macy	Sr.	35	58	1.7
1980-81	Dirk Minniefield	So.	28	35	1.3
1981-82	Dirk Minniefield	Jr.	30	42	1.4

1982-83	Dirk Minniefield	Sr.	31	45	1.5
1983-84	Kenny Walker	So.	34	31	0.9
1984-85	Ed Davender	Fr.	31	33	1.1
1985-86	Ed Davender	So.	36	59	1.6
1986-87	James Blackmon	Sr.	29	50	1.7
1987-88	Rex Chapman	So.	32	53	1.7
1988-89	Reggie Hanson	So.	29	47	1.6
1989-90	Reggie Hanson	Jr.	28	61	2.2
	John Pelphrey	So.	28	61	2.2
1990-91	Sean Woods	Jr.	27	50	1.9
1991-92	Jamal Mashburn	So.	36	61	1.7
	John Pelphrey	Sr.	36	61	1.7
1992-93	Travis Ford	Jr.	34	56	1.6
1993-94	Rodrick Rhodes	So.	33	76	2.3
1994-95	Tony Delk	Jr.	33	53	1.6
1995-96	Tony Delk	Sr.	36	67	1.9
1996-97	Wayne Turner	So.	40	79	2.0
1997-98	Wayne Turner	Jr.	39	62	1.6
1998-99	Wayne Turner	Sr.	37	57	1.5
1999-00	Keith Bogans	Fr.	33	47	1.4
2000-01	Saul Smith	Sr.	34	51	1.5
2001-02	Cliff Hawkins	So.	32	48	1.5
2002-03	Keith Bogans	Sr.	36	42	1.2
	Chuck Hayes	So.	36	42	1.2
	Cliff Hawkins	Jr.	29	42	1.4
2003-04	Cliff Hawkins	Sr.	32	74	2.3
2004-05	Rajon Rondo	Fr.	34	87	2.6
2005-06	Rajon Rondo	So.	34	69	2.0
2006-07	Ramel Bradley	Jr.	34	44	1.3
2007-08	Ramel Bradley	Sr.	31	48	1.5



Rajon Rondo set a new season steals record as a freshman in 2004-05 with 87 grabs.

MISCELLANEOUS

TEAM RECORDS

Most Games Played

Season: 40 (1996-97)

Most Wins

Season: 36 (1947-48) [36-3]

Fewest Wins

Season (20 or more games): 13
(1966-67, 1973-74 and 1988-89)

Longest Win Streak

Overall: 32 (Dec. 5, 1953 to Jan. 8, 1955)
SEC: 51 (Jan. 28, 1950 to Jan. 8, 1955)

Longest Home Win Streak

Overall: 129 (Jan. 4, 1943 to Jan. 8, 1955)
SEC: 70 (Jan. 21, 1939 to Jan. 8, 1955)

Most Losses

Season: 19 (1988-89) [13-19]

Fewest Losses

Season: 0, 1911-12 [9-0] and 1953-54 [25-0]

Longest Losing Streak

Overall: 9 (1922-23)
SEC: 6 (1988-89)

Most Personal Fouls

Game: 41 vs. Tennessee (1-21-92); vs. Ohio (1-12-48)
Season: 837 (1991-92)

Fewest Personal Fouls

Season: 307 (1944-45)

INDIVIDUAL RECORDS

Most Games Played

Season: 40, Anthony Epps, Jamaal Magloire, Ron Mercer and Wayne Turner (1996-97)

Career: 151, Wayne Turner (1996-99)

Career (SEC): 72, Kenny Walker (1983-86)

Most Games Started

Season: 40, Ron Mercer (1996-97)
Career: 136, Ralph Beard (1946-49)

Most Consecutive Games Started

Career: 110, Chuck Hayes (Feb. 19, 2002 to Mar. 27, 2005); Alex Groza (Nov. 28, 1946 to Mar. 26, 1949)

Career (SEC): 54, Dan Issel (1968-70); Mike Pratt (1968-70); Jack Givens (1975-78)

Most Wins

Career: 132, Wayne Turner (1996-99)

CAREER LEADERS

Double-Doubles

Player	Seasons	G	DD
1. Dan Issel	1968-70	83	64
2. Cotton Nash	1962-64	78	44
3. Jim Andrews	1971-73	80	43
4. Kenny Walker	1983-86	132	31
Tom Parker	1970-72	80	31
6. Rick Robey	1975-78	105	30
7. Mike Pratt	1968-70	81	29
8. Sam Bowie	1980-81, 84	96	27
9. Jamal Mashburn	1991-93	98	26
10. Pat Riley	1965-67	80	24

30-Point Games

Player	Seasons	G	30+
1. Dan Issel	1968-70	83	31
2. Cotton Nash	1962-64	78	21
3. Louie Dampier	1965-67	80	12
4. Kevin Grevey	1973-75	84	11
5. Kenny Walker	1983-86	132	9
6. Cliff Hagan	1951-54	77	8
7. Jamal Mashburn	1991-93	98	7
Alex Groza	1945-49	120	7
Bob Burrow	1955-56	51	7
Jim Andrews	1971-73	80	7

Games Played

Player	Seasons	G
1. Wayne Turner	1996-99	151
2. Jamaal Magloire	1997-00	145
3. Saul Smith	1998-01	143
Jared Prickett	1993-97	143
5. Anthony Epps	1994-97	141
6. Ralph Beard	1946-49	139
7. Jules Camara	1999-00, 02-03	136
8. Keith Bogans	2000-03	135
Tayshaun Prince	1999-02	135
Jim Line	1947-50	135

SINGLE-SEASON LEADERS

Double-Doubles

Player	Season	G	DD
1. Dan Issel	1969-70	28	26
2. Dan Issel	1968-69	28	22
3. Jim Andrews	1972-73	28	21
4. Jim Andrews	1971-72	28	19
5. Cotton Nash	1961-62	26	18
6. Dan Issel	1967-68	27	16
7. Jamaal Magloire	1999-00	33	15
Tom Parker	1971-72	27	15
9. Kenny Walker	1984-85	31	14
Mike Phillips	1975-76	30	14

30-Point Games

Player	Season	G	30+
1. Dan Issel	1969-70	28	19
2. Dan Issel	1968-69	28	10
3. Cotton Nash	1963-64	27	9
Cotton Nash	1961-62	26	9
5. Louie Dampier	1966-67	26	6
Bob Burrow	1955-56	25	6
Alex Groza	1948-49	34	6
8. Kenny Walker	1984-85	31	5
Kevin Grevey	1974-75	31	5
Jim Andrews	1971-72	28	5
Cliff Hagan	1951-52	32	5

SINGLE-GAME HIGHS

Triple-Doubles

Player	Opp (Date)	P	R	A
1. Chris Mills	Austin Peay (12-27-88)	19	10	10

GAMES STARTED

Player	Seasons	GS
1. Ralph Beard	1946-49	136
2. Keith Bogans	2000-03	122
3. Chuck Hayes	2002-05	111
4. Alex Groza	1947-49	110
5. Ed Davender	1985-88	109
Tayshaun Prince	1999-02	109
7. Gerald Fitch	2000-03	107
Dirk Minniefield	1980-83	107
9. Tony Delk	1993-96	103
Kenny Walker	1983-86	103



Anthony Epps was one of four players to play in a school-record 40 games in the 1996-97 season.

STREAKS**ALL-TIME WINNING STREAKS****OVERALL**

No.	Began	Ended
32	Dec. 5, 1953 vs. Temple, 86-59	Jan. 8, 1955 vs. Georgia Tech, 58-59
27	Dec. 2, 1995 vs. Indiana, (N) 89-82	Mar. 10, 1996 vs. Mississippi State, (N) 73-84
26	Jan. 28, 1946 vs. Georgia Tech, 54-26	Dec. 30, 1946 vs. Oklahoma State, (N) 31-37
26	Dec. 30, 2002 vs. Tennessee State, 115-87	Mar. 29, 2003 vs. Marquette, (N) 69-83
25	Feb. 27, 1965 vs. Tennessee, 61-60	Mar. 5, 1966 at Tennessee, 62-69
24	Feb. 6, 1933 vs. Mexico, 81-22	Feb. 24, 1934 vs. Florida, (N) 32-38
23	Jan. 2, 1952 vs. Ole Miss, 116-58	Mar. 22, 1952 vs. St. John's, (N) 57-64
21	Jan. 11, 1949 vs. Bowling Green, (N) 63-61	Mar. 31, 1949 vs. Loyola, Chicago, (N) 56-67
21	Dec. 30, 1950 vs. Syracuse, (N) 69-59	Mar. 3, 1951 vs. Vanderbilt, (N) 57-61
18	Feb. 5, 1948 at Alabama, 41-31	Mar. 31, 1948 vs. Phillips Oilers, (N) 49-53
16	Mar. 1, 1958 at Tennessee, 77-66	Jan. 6, 1959 at Vanderbilt, 66-75
16	Dec. 11, 1961 vs. St. Louis, 86-77	Feb. 12, 1962 vs. Mississippi State, 44-49
16	Mar. 15, 1969 vs. Miami, Ohio, (N) 72-71	Jan. 31, 1970 at Vanderbilt, 81-87
16	Feb. 21, 1976 vs. Florida, 96-89	Dec. 18, 1976 vs. Utah, 68-70
16	Feb. 13, 1978 at Ole Miss, 64-52	Dec. 16, 1978 at Indiana, 67-68

SINGLE SEASON

No.	Began	Ended
27	Dec. 2, 1995 vs. Indiana, (N) 89-82	Mar. 10, 1996 vs. Mississippi State, (N) 73-84
26	Dec. 30, 2002 vs. Tennessee State, 115-87	Mar. 29, 2003 vs. Marquette, (N) 69-83
25*	Dec. 5, 1953 vs. Temple, 86-59	Mar. 1, 1954 at Alabama, 68-43
23	Jan. 2, 1952 vs. Ole Miss, (N) 116-58	Mar. 22, 1952 vs. St. John's, (N) 57-64
23	Dec. 1, 1965 vs. Hardin-Simmons, 83-55	Mar. 5, 1966 at Tennessee, 62-69
21	Jan. 11, 1949 vs. Bowling Green, (N) 63-61	Mar. 14, 1949 vs. Loyola, Chicago, (N) 56-67
21	Dec. 30, 1950 vs. Syracuse, (N) 69-59	Mar. 3, 1951 vs. Vanderbilt, (N) 57-61

HOMECOURT

No.	Began	Ended
**129	Jan. 4, 1943 vs. Ft. Knox, 64-30	Jan. 8, 1955 vs. Georgia Tech, 58-59
39	Jan. 10, 1933 vs. South Carolina, 44-36	Feb. 22, 1936 vs. Creighton, 29-31
33	Jan. 29, 1992 vs. Ole Miss, 96-78	Feb. 9, 1994 vs. Arkansas, 82-90
30	Dec. 1, 1980 vs. East Tennessee State, 62-57	Mar. 6, 1982 vs. Alabama, 46-48
28	Dec. 21, 1957 vs. Minnesota, 78-58	Dec. 19, 1959 vs. West Virginia, 70-79
28	Dec. 20, 1968 vs. Michigan, 112-104	Dec. 19, 1970 vs. Purdue, 83-89
27	Jan. 11, 1930 vs. Creighton, 25-21	Feb. 20, 1932 vs. Vanderbilt, 31-32
27	Feb. 18, 1995 vs. Florida, 87-77	Mar. 2, 1997 vs. South Carolina, 66-72
26	Jan. 22, 1977 vs. LSU, 87-72	Dec. 22, 1978 vs. Texas A&M, 69-73
24	Feb. 28, 1985 vs. Tennessee, 92-67	Jan. 7, 1987 vs. Alabama, 55-69

Biggest Wins

	Margin	Score	Opponent	Site	Date
1.	+77	143-66	Georgia	Louisville, Ky.	Feb. 27, 1956
2.	+74	124-50	Tennessee-Martin	Lexington, Ky.	Nov. 26, 1994
3.	+72	90-18	Western Ontario	Lexington, Ky.	Dec. 10, 1949
	+72	96-24	Wabash	Lexington, Ky.	Dec. 28, 1946
5.	+69	98-29	Vanderbilt	Louisville, Ky.	Feb. 27, 1947
	+69	75-6	Arkansas State	Lexington, Ky.	Jan. 8, 1945
	+69	81-12	Oglethorpe	Lexington, Ky.	Dec. 13, 1934
8.	+66	84-18	Auburn	Louisville, Ky.	Feb. 28, 1947
9.	+65	83-18	Texas A&M	Lexington, Ky.	Dec. 14, 1946
10.	+64	96-32	Morehead State	Lexington, Ky.	Dec. 16, 1995
11.	+62	106-44	Vanderbilt	Lexington, Ky.	Mar. 5, 2003
12.	+61	101-40	Tennessee	Lexington, Ky.	Mar. 12, 1993

Biggest Losses

	Margin	Score	Opponent	Site	Date
1.	-70	17-87	Central	Danville, Ky.	Jan. 28, 1910
2.	-55	95-150	Kansas	Lawrence, Kan.	Dec. 9, 1989
3.	-47	10-57	Wabash	Crawfordsville, Ind.	Jan. 6, 1925
4.	-42	9-51	Central	Danville, Ky.	Mar. 11, 1910
5.	-41	52-93	Vanderbilt	Nashville, Tenn.	Feb. 12, 2008
	-41	11-52	Rose Polytechnic	Terre Haute, Ind.	Feb. 10, 1910
7.	-39	50-89	City College of New York	New York, N.Y.	Mar. 14, 1950
8.	-38	10-48	Cincinnati	Lexington, Ky.	Dec. 18, 1926
9.	-37	17-54	Christ Church, Cin.	Cincinnati, Ohio	Feb. 15, 1906
10.	-35	41-76	LSU	Lexington, Ky.	Jan. 18, 1987

**UK registered 25 wins during its undefeated season of 1953-54. The team declined a bid to the NCAA Tournament.*

*** NCAA record*



Cliff Hagan helped the Cats establish a national record 129-game home winning streak.



The Cats' 26-game win streak in 2003 ranks third in school history.

OVERTIME GAMES

Date	Opponent	W/L	Score	OT
2-12-07	at Central	L	23-25	OT
1-8-10	at Kentucky Wesleyan	W	14-12	OT
2-21-18	CENTRE	W	22-20	3OT
3-6-20	at Centre	L	18-20	OT
2-13-22	at Virginia	L	30-32	OT
12-21-28	MIAMI, OHIO	W	43-42	3OT
2-1-29	at Mississippi State	W	25-23	OT
1-31-30	at Tennessee	L	24-29	OT
2-1-30	WASHINGTON & LEE	W	28-26	OT
2-22-30	at Georgia	W	22-21	OT
1-31-31	at Tennessee	W	36-32	OT
12-15-36	at Xavier	W	34-28	OT
2-18-39	at Tennessee	W	36-34	2OT
1-6-40	at Xavier	W	42-41	OT
3-1-40	at Tennessee	W	30-29	OT
12-23-44	OHIO STATE	W	53-48	OT
1-1-45	at Long Island	W	62-52	OT
1-27-45	Notre Dame (Louisville)	L	58-59	OT
12-29-49	Villanova (New Orleans)	W	57-56	OT
12-29-50	St. Louis (New Orleans)	L	42-43	OT
12-7-57	TEMPLE	W	85-83	3OT
2-22-58	Alabama (Montgomery)	W	45-43	OT
12-15-58	MARYLAND	W	58-56	OT
12-14-59	at Kansas	W	77-72	OT
12-22-60	SAINT LOUIS	L	72-74	OT
1-5-63	GEORGIA TECH	L	85-86	2OT
1-19-63	TENNESSEE	L	69-78	OT
1-10-66	at Georgia	W	69-65	2OT
12-5-66	ILLINOIS	L	97-98	OT
1-5-67	VANDERBILT	L	89-91	OT
1-23-67	TENNESSEE	L	50-52	2OT
2-11-67	MISSISSIPPI STATE	L	72-77	OT
1-27-69	at Alabama	W	83-70	OT
12-12-70	at Indiana	W	95-93	OT
12-11-71	Indiana (Louisville)	L	89-90	2OT
2-5-72	at Vanderbilt	W	85-80	OT
2-12-73	MISSISSIPPI STATE	W	100-87	OT
3-15-73	Austin Peay (NCAA)	W	106-100	OT
2-11-74	at Auburn	L	97-99	OT
12-15-75	Indiana (Louisville)	L	68-77	OT
1-10-76	TENNESSEE	L	88-90	OT
1-26-76	at Auburn	L	84-91	OT
3-8-76	MISSISSIPPI STATE	W	94-93	OT
1-3-77	Georgia	W	64-59	OT
1-12-77	TENNESSEE	L	67-71	OT
2-11-78	at LSU	L	94-95	OT

Date	Opponent	W/L	Score	OT
12-9-78	KANSAS	W	67-66	OT
12-16-78	at Indiana	L	67-68	OT
1-25-79	at Auburn	W	86-83	OT
3-3-79	Tennessee (Birmingham)	L	69-75	OT
3-7-79	CLEMSON	L	67-68	OT
11-17-79	Duke (Springfield, Mass.)	L	76-82	OT
2-24-80	at LSU	W	76-74	OT
1-31-81	at Georgia	W	71-68	2OT
12-12-81	at Kansas	W	77-74	OT
12-29-81	Notre Dame (Louisville)	W	34-28	OT
2-3-82	at Auburn	L	81-83	OT
1-10-83	at Mississippi State	W	59-53	OT
1-22-83	at Vanderbilt	W	82-77	OT
3-26-83	Louisville (NCAA)	L	68-80	OT
2-2-85	at Auburn	W	49-47	OT
2-11-87	TENNESSEE	W	91-84	OT
12-5-87	Indiana (Indianapolis)	W	82-76	OT
12-23-89	UL LAFAYETTE	L	113-116	OT
3-28-92	Duke (NCAA)	L	103-104	OT
4-3-93	Michigan (NCAA)	L	78-81	OT
1-8-94	at Georgia	L	90-94	OT
3-12-95	Arkansas (SEC)	W	95-93	OT
11-15-96	Clemson (Indianapolis)	L	71-79	OT
2-4-97	at South Carolina	L	79-84	OT
3-31-97	Arizona (NCAA)	L	79-84	OT
1-17-98	ARKANSAS	W	80-77	OT
3-28-98	Stanford (NCAA)	W	86-85	OT
12-8-98	Indiana (Louisville)	W	70-61	OT
1-26-99	at Georgia	W	91-83	OT
3-14-99	Kansas (NCAA)	W	92-88	OT
1-22-00	at Vanderbilt	W	81-73	OT
3-16-00	St. Bonaventure (NCAA)	W	85-80	2OT
11-10-00	UCLA (New York)	L	92-97	OT
12-18-01	Duke (East Rutherford)	L	91-94	OT
1-5-02	at Mississippi State	L	69-74	OT
2-6-02	at Tennessee	L	74-76	OT
1-20-04	at Tennessee	W	69-68	OT
3-12-05	LSU (SEC)	W	79-78	OT
3-27-05	Michigan State (NCAA)	L	88-94	2OT
1-24-07	at Georgia	L	68-78	OT
3-9-07	Mississippi State (SEC)	L	82-84	OT
1-12-08	VANDERBILT	W	79-73	3OT
1-19-08	at Florida	L	70-81	OT
3-15-08	Georgia (SEC)	L	56-60	OT

Total 90 Games 48-42**Home: 12-11; Away: 24-15; Neutral: 12-16;****SEC: 2-2; NCAA: 4-5**


UK IN EACH STATE

State	Record	Pct.	Nebraska	2-3	.400
Alabama	74-45	.622	Nevada	1-0	1.000
Alaska	8-1	.889	New Hampshire	0-0	.000
Arizona	1-0	1.000	New Jersey	3-3	.500
Arkansas	5-4	.556	New Mexico	0-0	.000
California	5-4	.556	New York	38-16	.704
Colorado	0-1	.000	North Carolina	12-10	.545
Connecticut	0-0	.000	North Dakota	0-0	.000
Delaware	0-0	.000	Ohio	56-21	.727
District of Columbia	0-1	.000	Oklahoma	0-0	.000
Florida	36-21	.632	Oregon	0-0	.000
Georgia	101-46	.687	Pennsylvania	11-6	.647
Hawaii	10-4	.714	Puerto Rico	2-1	.667
Idaho	0-0	.000	Rhode Island	0-0	.000
Illinois	22-12	.647	South Carolina	19-5	.792
Indiana	22-29	.431	South Dakota	0-0	.000
Iowa	5-2	.714	Tennessee	146-76	.658
Kansas	9-4	.692	Texas	6-3	.667
Kentucky	1,214-223-1	.845	Utah	4-0	1.000
Louisiana	60-29	.674	Vermont	0-0	.000
Maine	0-0	.000	Virginia	3-4	.429
Maryland	3-6	.333	Washington	1-1	.500
Massachusetts	3-2	.600	West Virginia	2-1	.667
Michigan	5-7	.417	Wisconsin	2-1	.667
Minnesota	4-4	.500	Wyoming	0-0	.000
Mississippi	59-20	.747	Total	1,966-621-1	.760
Missouri	10-6	.625			
Montana	0-0	.000			

KENTUCKY'S RECORD BY MONTHS

Month	Won	Lost	Tied	Home	Away	Neutral
November	70	19	0	49-3	3-0	21-15
December	456	113	0	287-42	77-40	87-31
January	546	187	0	300-54	218-126	21-7
February	617	194	1	364-50	187-134-1	67-9
March	276	107	0	59-15	27-22	191-71
April	1	1	0	0-0	0-0	1-1
Total	1,966	621	1	1,059-164	512-322-1	388-134

1,000 POINT SCORERS



1 - DAN ISSEEL - 2,138 POINTS

Year	G	FGM	FGA	Pct.	FTM	FTA	Pct.	TP	Avg.
1967-68	27	171	390	43.8	102	154	66.2	444	16.4
1968-69	28	285	534	53.4	176	232	75.9	746	26.6
1969-70	28	369	667	55.3	210	275	76.4	948	33.9
Totals	83	825	1591	51.9	488	661	73.8	2138	25.8




2 - KENNY WALKER - 2,080 POINTS

Year	G	FGM	FGA	Pct.	FTM	FTA	Pct.	TP	Avg.
1982-83	31	88	144	61.1	51	77	66.2	227	7.3
1983-84	34	171	308	55.5	80	109	73.4	422	12.4
1984-85	31	246	440	55.9	218	284	76.8	710	22.9
1985-86	36	260	447	58.2	201	263	76.4	721	20.0
Totals	132	765	1339	57.1	550	733	75.0	2080	15.8




3 - JACK GIVENS - 2,038 POINTS

Year	G	FGM	FGA	Pct.	FTM	FTA	Pct.	TP	Avg.
1974-75	31	126	255	49.4	40	54	74.1	292	9.4
1975-76	30	243	494	49.2	116	140	82.9	602	20.1
1976-77	30	236	459	51.4	94	113	83.2	566	18.9
1977-78	32	238	430	55.4	102	134	76.2	578	18.1
Totals	123	843	1638	51.5	352	441	79.8	2038	16.6



4 - KEITH BOGANS - 1,923 POINTS

Year	G	FGM	FGA	Pct.	3FG	3FGA	Pct.	FTM	FTA	Pct.	TP	Avg.
1999-00	33	138	339	40.7	48	164	29.3	87	135	64.4	411	12.5
2000-01	34	210	444	47.3	74	205	36.1	83	119	69.7	577	17.0
2001-02	32	129	327	39.4	52	165	31.5	61	91	67.0	371	11.6
2002-03	36	194	425	45.6	80	209	38.3	96	130	73.8	564	15.7
Totals	135	671	1535	43.7	254	743	34.2	327	475	68.8	1923	14.2



5 - TONY DELK - 1,890 POINTS

Year	G	FGM	FGA	Pct.	3FG	3FGA	Pct.	FTM	FTA	Pct.	TP	Avg.
1992-93	30	47	104	45.2	18	51	35.3	24	33	72.7	136	4.6
1993-94	34	200	440	45.5	95	254	37.4	69	108	63.9	564	16.6
1994-95	33	207	433	47.8	77	197	39.1	60	89	67.4	551	16.7
1995-96	36	229	464	49.4	93	210	44.3	88	110	80.0	639	17.8
Totals	133	683	1441	47.4	283	712	39.7	241	340	70.9	1890	14.2




6 - JAMAL MASHBURN - 1,843 POINTS

Year	G	FGM	FGA	Pct.	3FG	3FGA	Pct.	FTM	FTA	Pct.	TP	Avg.
1990-91	28	137	289	47.4	24	82	29.3	64	88	72.7	362	12.9
1991-92	36	279	492	56.7	58	132	43.9	151	213	70.9	767	21.3
1992-93	34	259	526	49.2	66	180	36.7	130	194	67.0	714	21.0
Totals	98	675	1307	51.6	148	394	37.6	345	495	69.7	1843	18.8



7 - KEVIN GREVEY - 1,801 POINTS

Year	G	FGM	FGA	Pct.	FTM	FTA	Pct.	TP	Avg.
1972-73	28	236	441	53.5	52	76	68.4	524	18.7
1973-74	25	232	457	50.8	83	100	83.0	547	21.9
1974-75	31	303	592	51.2	124	157	79.0	730	23.6
Totals	84	771	1490	51.7	259	333	77.8	1801	21.4



8 - TAYSHAUN PRINCE - 1,775 POINTS

Year	G	FGM	FGA	Pct.	3FG	3FGA	Pct.	FTM	FTA	Pct.	TP	Avg.
1998-99	37	82	198	41.4	29	101	28.7	21	32	65.6	214	5.8
1999-00	32	153	362	42.3	46	150	30.7	74	105	70.5	426	13.3
2000-01	34	207	418	49.5	64	179	35.8	97	115	84.3	575	16.9
2001-02	32	206	441	46.7	65	191	34.0	83	118	70.3	560	17.5
Totals	135	648	1419	45.7	204	621	32.9	275	370	74.3	1775	13.1




9 - COTTON NASH - 1,770 POINTS

Year	G	FGM	FGA	Pct.	FTM	FTA	Pct.	TP	Avg.
1961-62	26	221	489	45.2	166	218	76.1	608	23.4
1962-63	25	176	471	37.3	162	236	68.6	514	20.6
1963-64	27	248	588	42.1	152	198	76.7	648	24.0
Totals	78	645	1548	41.7	480	652	73.6	1770	22.7



10 - ALEX GROZA - 1,744 POINTS

Year	G	FGM	FGA	Pct.	FTM	FTA	Pct.	TP	Avg.
1944-45	10	62			41	57	71.9	165	16.5
1946-47	37	146	372	38.2	101	160	63.1	393	10.6
1947-48	39	200	530	37.7	88	140	62.9	488	12.5
1948-49	34	259	612	42.3	180	248	72.6	698	20.5
Totals	120	667			410	605	67.8	1744	14.5




11 - ED DAVENDER - 1,637 POINTS

Year	G	FGM	FGA	Pct.	3FG	3FGA	Pct.	FTM	FTA	Pct.	TP	Avg.
1984-85	31	93	226	41.2	-	-	-	78	106	73.6	264	8.5
1985-86	36	155	354	43.8	-	-	-	104	131	79.4	414	11.5
1986-87	29	160	357	44.8	15	59	25.4	107	145	73.8	442	15.2
1987-88	33	173	371	46.6	22	72	30.6	149	171	87.1	517	19.0
Totals	129	581	1308	44.4	37	131	26.0	438	553	79.2	1637	12.7



12 - LOUIE DAMPIER - 1,575 POINTS

Year	G	FGM	FGA	Pct.	FTM	FTA	Pct.	TP	Avg.
1964-65	25	171	334	51.2	84	100	84.0	426	17.0
1965-66	29	249	482	51.6	114	137	83.2	612	21.1
1966-67	26	219	443	49.4	99	119	83.1	537	20.6
Totals	80	639	1259	50.8	297	356	83.4	1575	19.7




13 - MIKE CASEY - 1,535 POINTS

Year	G	FGM	FGA	Pct.	FTM	FTA	Pct.	TP	Avg.
1967-68	27	231	474	48.9	79	96	82.3	541	20.0
1968-69	28	228	494	46.2	78	103	75.7	534	19.1
1970-71	27	188	373	50.4	84	108	77.8	460	17.0
Totals	82	647	1341	48.2	241	307	78.5	1535	18.7



14 - RALPH BEARD - 1,517 POINTS

Year	G	FGM	FGA	Pct.	FTM	FTA	Pct.	TP	Avg.
1945-46	30	111			57	110	51.8	279	9.3
1946-47	37	157	469	33.5	78	115	76.8	392	10.6
1947-48	38	194	536	36.2	88	149	59.1	476	12.5
1948-49	34	144	481	29.9	82	115	71.3	370	10.9
Totals	139	606			305	289	62.4	1517	10.9



15 - MELVIN TURPIN - 1,509 POINTS

Year	G	FGM	FGA	Pct.	FTM	FTA	Pct.	TP	Avg.
1980-81	28	50	95	52.6	31	44	70.5	131	4.7
1981-82	30	160	275	58.2	72	106	67.9	392	13.1
1982-83	31	192	311	61.7	84	125	67.2	468	15.1
1983-84	34	224	378	59.3	70	94	74.5	518	15.2
Totals	123	626	1059	59.1	257	369	69.6	1509	12.3




16 - CLIFF HAGAN - 1,475 POINTS

Year	G	FGM	FGA	Pct.	FTM	FTA	Pct.	TP	Avg.
1950-51	20	69	188	36.7	45	61	73.8	183	9.2
1951-52	32	264	633	41.7	164	235	69.8	692	21.6
1953-54	25	234	514	45.5	132	191	69.1	600	24.0
Totals	77	567	1335	42.5	341	487	70.0	1475	19.2



17 - PAT RILEY - 1,464 POINTS

Year	G	FGM	FGA	Pct.	FTM	FTA	Pct.	TP	Avg.
1964-65	25	160	370	43.2	55	89	61.8	375	15.0
1965-66	29	265	514	51.5	107	153	69.9	637	21.9
1966-67	26	165	373	44.2	122	156	78.2	452	17.4
Totals	80	590	1257	46.9	284	398	71.4	1464	18.3



18 - JOHNNY COX - 1,461 POINTS

Year	G	FGM	FGA	Pct.	FTM	FTA	Pct.	TP	Avg.
1956-57	28	203	490	41.4	138	180	76.7	544	19.4
1957-58	29	173	471	36.7	86	115	74.8	432	14.9
1958-59	27	188	464	40.5	109	146	74.6	485	17.9
Totals	84	564	1425	40.0	333	441	75.5	1461	17.4




19 - JOE CRAWFORD - 1,438 POINTS

Year	G	FGM	FGA	Pct.	3FG	3FGA	Pct.	FTM	FTA	Pct.	TP	Avg.
2004-05	31	35	97	36.1	13	49	26.5	15	26	57.7	98	3.2
2005-06	32	111	270	41.1	47	130	36.2	56	78	71.8	325	10.2
2006-07	34	178	401	44.4	63	180	35.0	58	91	63.7	477	14.0
2007-08	30	188	401	46.9	63	173	36.4	99	130	76.2	538	17.9
Totals	127	512	1169	43.8	186	532	35.0	228	325	70.2	1,438	11.3



20 - KYLE MACY - 1,411 POINTS

Year	G	FGM	FGA	Pct.	FTM	FTA	Pct.	TP	Avg.
1977-78	32	143	267	53.6	115	129	89.2	401	12.5
1978-79	31	179	355	50.4	112	129	86.8	470	15.2
1979-80	35	218	415	52.5	104	114	91.2	540	15.4
Totals	98	540	1037	52.1	331	372	89.0	1411	14.4




21 - WINSTON BENNETT - 1,399 POINTS

Year	G	FGM	FGA	Pct.	3FG	3FGA	Pct.	FTM	FTA	Pct.	TP	Avg.
1983-84	34	67	156	42.9	-	-	-	88	126	69.8	222	6.5
1984-85	30	82	191	42.9	-	-	-	52	77	67.5	216	7.2
1985-86	36	171	338	50.6	-	-	-	115	158	72.8	457	12.7
1987-88	33	195	380	51.3	1	2	50.0	113	155	72.9	504	15.3
Totals	133	515	1065	48.4	1	2	50.0	368	516	71.3	1399	10.5



22 - RICK ROBEY - 1,395 POINTS

Year	G	FGM	FGA	Pct.	FTM	FTA	Pct.	TP	Avg.
1974-75	31	135	248	54.4	51	63	81.0	321	10.4
1975-76	12	73	130	56.2	41	56	73.2	187	15.6
1976-77	30	158	276	57.3	111	161	68.9	427	14.2
1977-78	32	167	263	63.5	126	175	72.0	460	14.4
Totals	105	533	917	58.1	329	455	72.3	1395	13.3



23 - GERALD FITCH - 1,391 POINTS

Year	G	FGM	FGA	Pct.	FTM	FTA	Pct.	TP	Avg.
2000-01	34	76	167	45.5	49	71	69.0	230	6.8
2001-02	28	85	187	45.5	48	69	69.6	248	8.9
2002-03	36	152	322	47.2	78	102	76.5	443	12.3
2003-04	29	148	343	43.1	95	125	76.0	470	16.2
Totals	127	461	1019	45.2	270	367	73.6	1391	11.0



24 - MIKE PHILLIPS - 1,367 POINTS

Year	G	FGM	FGA	Pct.	FTM	FTA	Pct.	TP	Avg.
1974-75	31	108	212	50.9	26	47	55.3	242	7.8
1975-76	30	199	367	54.2	69	117	59.0	467	15.6
1976-77	28	144	261	55.2	54	88	61.4	342	12.2
1977-78	31	125	210	59.5	66	87	75.9	316	10.2
Totals	120	576	1050	54.9	215	339	63.4	1367	11.4



25 - MIKE PRATT - 1,359 POINTS

Year	G	FGM	FGA	Pct.	FTM	FTA	Pct.	TP	Avg.
1967-68	27	152	334	45.5	76	111	68.5	380	14.1
1968-69	26	173	321	53.9	93	132	70.5	439	16.9
1969-70	28	219	470	46.6	102	145	70.3	540	19.3
Totals	81	544	1125	48.4	271	388	69.8	1359	16.8



26 - FRANK RAMSEY - 1,344 POINTS

Year	G	FGM	FGA	Pct.	FTM	FTA	Pct.	TP	Avg.
1950-51	34	135	413	32.7	75	123	60.9	345	10.1
1951-52	32	185	470	39.3	139	214	64.9	509	15.9
1953-54	25	179	430	41.6	132	181	72.9	490	19.6
Totals	91	499	1313	38.0	346	518	66.8	1344	14.8



27 - RAMEL BRADLEY - 1,326 POINTS

Year	G	FGM	FGA	Pct.	3FG	3FGA	Pct.	FTM	FTA	Pct.	TP	Avg.
2004-05	34	51	134	38.1	22	65	33.8	31	44	70.5	155	4.6
2005-06	30	81	201	40.3	28	93	30.1	46	59	78.0	236	7.9
2006-07	34	141	336	42.0	69	188	36.7	106	130	81.5	457	13.4
2007-08	30	139	330	42.1	58	153	37.9	142	171	83.0	478	15.9
Totals	128	412	1001	41.2	177	499	35.5	325	404	80.4	1326	10.4




28 - JIM ANDREWS - 1,320 POINTS

Year	G	FGM	FGA	Pct.	FTM	FTA	Pct.	TP	Avg.
1970-71	24	64	122	52.5	28	45	62.2	156	6.5
1971-72	28	236	409	57.7	130	186	69.9	602	21.5
1972-73	28	243	434	56.0	76	110	69.1	562	20.1
Totals	80	543	965	56.3	234	341	68.6	1320	16.5



29 - SAM BOWIE - 1,285 POINTS

Year	G	FGM	FGA	Pct.	FTM	FTA	Pct.	TP	Avg.
1979-80	34	165	311	53.1	110	144	76.4	440	12.9
1980-81	28	185	356	52.0	118	164	72.0	488	17.4
1983-84	34	133	258	51.6	91	126	72.2	357	10.5
Totals	96	483	925	52.2	319	434	73.5	1285	13.4




30 - JIM MASTER - 1,283 POINTS

Year	G	FGM	FGA	Pct.	FTM	FTA	Pct.	TP	Avg.
1980-81	27	64	142	45.1	48	56	85.7	176	6.5
1981-82	30	153	315	48.1	95	106	89.6	401	13.4
1982-83	31	166	313	53.0	56	69	81.2	388	12.5
1983-84	33	129	284	45.4	60	74	81.1	318	9.6
Totals	121	512	1054	48.6	259	305	84.9	1283	10.6




31 - JOHN PELPHEY - 1,257 POINTS

Year	G	FGM	FGA	Pct.	3FG	3FGA	Pct.	FTM	FTA	Pct.	TP	Avg.
1988-89	22	14	24	40.0	2	5	40.0	8	13	61.5	38	1.7
1989-90	28	112	259	43.2	44	120	36.7	97	129	75.2	365	13.0
1990-91	28	131	303	43.2	62	164	37.8	80	102	78.4	404	14.4
1991-92	36	145	296	49.0	52	144	36.1	108	139	77.7	450	12.5
Totals	114	402	882	45.6	160	433	37.0	293	383	76.5	1257	11.0



32 - SCOTT PADGETT - 1,252 POINTS

Year	G	FGM	FGA	Pct.	3FG	3FGA	Pct.	FTM	FTA	Pct.	TP	Avg.
1994-95	14	7	27	25.9	4	13	30.8	10	12	83.3	28	2.0
1996-97	32	100	244	41.0	47	138	34.1	61	80	76.3	308	9.6
1997-98	39	161	338	47.6	40	107	37.4	87	102	85.3	449	11.5
1998-99	37	156	335	46.6	61	160	38.1	94	138	68.1	467	12.6
Totals	122	424	944	44.9	152	418	36.4	252	332	75.9	1252	10.3



33 - TOM PARKER - 1,238 POINTS

Year	G	FGM	FGA	Pct.	FTM	FTA	Pct.	TP	Avg.
1969-70	25	117	232	50.4	26	35	74.3	260	10.4
1970-71	28	209	413	50.6	74	91	81.3	492	17.6
1971-72	27	203	429	47.3	80	101	79.2	486	18.0
Totals	80	529	1074	49.3	180	227	79.3	1238	15.5



34 - DERON FELDHAUS - 1,231 POINTS

Year	G	FGM	FGA	Pct.	3FG	3FGA	Pct.	FTM	FTA	Pct.	TP	Avg.
1988-89	32	48	100	48.0	2	6	33.3	20	31	64.5	118	3.7
1989-90	28	135	273	49.5	32	88	36.4	101	134	75.4	403	14.4
1990-91	28	106	203	52.2	29	74	39.2	60	88	69.3	301	10.8
1991-92	36	138	290	47.6	48	128	37.5	85	107	79.4	409	11.4
Totals	124	427	866	49.3	111	296	37.5	267	360	74.2	1231	9.6




35 - DERRICK HORD - 1,220 POINTS

Year	G	FGM	FGA	Pct.	FTM	FTA	Pct.	TP	Avg.
1979-80	35	78	166	47.0	49	64	76.6	205	5.9
1980-81	28	97	239	40.6	54	72	75.0	248	8.9
1981-82	30	194	394	49.2	102	131	77.9	490	16.3
1982-83	31	106	211	50.2	65	79	82.3	277	8.9
Totals	124	475	1010	47.0	270	346	78.0	1220	9.8




36 - BILL SPIVEY - 1,213 POINTS

Year	G	FGM	FGA	Pct.	FTM	FTA	Pct.	TP	Avg.
1949-50	30	255	619	36.3	128	176	72.7	578	19.3
1950-51	33	252	632	39.9	131	211	62.0	635	19.2
Totals	63	477	1251	38.1	259	387	66.9	1213	19.3




37 - CHUCK HAYES - 1,211 POINTS

Year	G	FGM	FGA	Pct.	3FG	3FGA	Pct.	FTM	FTA	Pct.	TP	Avg.
2001-02	32	67	145	.462	6	22	.273	48	65	.738	188	5.9
2002-03	36	110	225	.489	8	33	.242	82	104	.788	310	8.6
2003-04	32	131	246	.533	3	12	.250	77	113	.681	342	10.7
2004-05	34	144	283	.509	2	11	.182	81	111	.730	371	10.9
Totals	134	452	899	.503	19	78	.244	288	393	.733	1211	9.0




38 - RODRICK RHODES - 1,209 POINTS

Year	G	FGM	FGA	Pct.	3FG	3FGA	Pct.	FTM	FTA	Pct.	TP	Avg.
1992-93	33	101	224	45.1	27	70	38.6	70	101	69.3	299	9.1
1993-94	33	142	326	43.6	32	117	27.4	167	215	77.7	483	14.6
1994-95	33	130	333	39.0	39	110	35.5	128	164	78.0	427	12.9
Totals	99	373	883	42.2	98	297	32.9	365	480	76.0	1209	12.2



39 - WAYNE TURNER - 1,170 POINTS

Year	G	FGM	FGA	Pct.	3FG	3FGA	Pct.	FTM	FTA	Pct.	TP	Avg.
1995-96	35	65	122	53.3	1	4	25.0	25	40	62.5	156	4.5
1996-97	40	112	240	46.7	4	15	26.7	36	68	52.9	264	6.6
1997-98	39	137	285	48.1	21	57	36.8	67	108	62.0	362	9.3
1998-99	37	141	285	49.5	12	43	27.9	94	137	68.6	388	10.5
Totals	151	455	932	48.8	38	119	31.9	222	353	62.9	1170	7.7



40 - REGGIE HANSON - 1,167 POINTS

Year	G	FGM	FGA	Pct.	3FG	3FGA	Pct.	FTM	FTA	Pct.	TP	Avg.
1987-88	16	6	17	35.3	0	0	0.0	9	10	90.0	21	1.3
1988-89	29	114	222	51.4	0	0	0.0	57	76	75.0	285	9.8
1989-90	28	165	332	49.7	35	96	36.5	94	127	74.0	459	16.4
1990-91	28	142	274	51.8	15	47	31.9	103	145	71.0	402	14.4
Totals	101	427	845	50.5	50	143	34.9	263	357	73.7	1167	11.6



41 - DERRICK MILLER - 1,156 POINTS

Year	G	FGM	FGA	Pct.	3FG	3FGA	Pct.	FTM	FTA	Pct.	TP	Avg.
1986-87	29	55	141	39.0	35	81	43.2	6	14	42.9	151	5.2
1987-88	16	8	38	21.1	3	24	12.5	2	3	66.7	21	1.3
1988-89	32	170	373	45.6	54	139	38.8	52	71	73.2	446	13.9
1989-90	28	198	502	39.4	99	289	34.3	43	57	75.4	538	19.2
Totals	105	431	1054	40.9	191	533	35.8	103	145	71.0	1156	11.0



42 - VERNON HATTON - 1,153 POINTS

Year	G	FGM	FGA	Pct.	FTM	FTA	Pct.	TP	Avg.
1955-56	26	123	249	49.4	100	150	66.7	346	13.3
1956-57	21	112	255	43.9	87	119	73.1	311	14.8
1957-58	29	192	458	41.9	112	144	77.8	496	17.1
Totals	76	427	962	44.4	299	413	72.4	1153	15.2



43 - WALLACE JONES - 1,151 POINTS

Year	G	FGM	FGA	Pct.	FTM	FTA	Pct.	TP	Avg.
1945-46	30	105			80	126	63.5	290	9.7
1946-47	29	87	302	28.8	43	78	55.1	217	7.5
1947-48	36	133	427	31.3	69	103	67.0	335	9.3
1948-49	32	130	440	29.5	49	75	65.3	309	9.7
Totals	127	455			241	382	63.1	1151	9.1



44 - RANDOLPH MORRIS - 1,123 POINTS

Year	G	FGM	FGA	Pct.	OReb	DReb	Reb.	Avg.	Blk	TP	Avg.
2004-05	34	105	199	.528	52	90	142	4.2	31	298	8.8
2005-06	21	110	181	.608	37	88	125	6.0	24	279	13.3
2006-07	34	202	341	.592	67	197	264	7.8	70	546	16.1
Totals	89	417	721	.578	156	375	531	6.0	125	1123	12.6



45 - JEFF SHEPPARD - 1,091 POINTS

Year	G	FGM	FGA	Pct.	3FG	3FGA	Pct.	FTM	FTA	Pct.	TP	Avg.
1993-94	29	40	72	55.6	7	19	36.8	20	31	64.5	107	3.7
1994-95	33	99	225	44.0	28	78	35.9	49	65	75.4	275	8.3
1995-96	34	65	125	52.0	22	44	50.0	36	58	62.1	188	5.5
1997-98	38	186	419	44.4	71	189	37.6	78	111	70.3	521	13.7
Totals	134	390	841	46.4	128	330	38.8	183	265	69.1	1091	8.1




46 - BILLY RAY LICKERT - 1,076 POINTS

Year	G	FGM	FGA	Pct.	FTM	FTA	Pct.	TP	Avg.
1958-59	25	126	291	43.2	86	117	73.5	338	12.5
1959-60	20	110	274	40.1	68	95	71.6	288	14.4
1960-61	28	166	395	42.0	118	152	77.6	450	16.0
Totals	73	402	960	41.9	272	364	74.7	1076	14.7



47 - REX CHAPMAN - 1,073 POINTS

Year	G	FGM	FGA	Pct.	3FG	3FGA	Pct.	FTM	FTA	Pct.	TP	Avg.
1986-87	29	173	390	44.4	68	176	38.6	50	68	73.5	464	16.0
1987-88	32	231	461	50.1	66	159	41.5	81	102	79.4	609	19.0
Totals	61	404	851	47.5	134	335	40.0	131	170	77.1	1073	17.6




48 - DIRK MINNIEFIELD - 1,069 POINTS

Year	G	FGM	FGA	Pct.	FTM	FTA	Pct.	TP	Avg.
1979-80	34	68	142	47.9	35	49	71.4	171	5.0
1980-81	28	118	213	55.4	55	63	87.3	291	10.4
1981-82	30	128	251	51.0	84	111	75.7	340	11.3
1982-83	31	108	199	54.3	51	68	75.0	267	8.6
Totals	123	422	805	52.4	225	291	77.3	1069	8.7




49 - JAMAAL MAGLOIRE - 1,064 POINTS

Year	G	FGM	FGA	Pct.	FTM	FTA	Pct.	TP	Avg.
1996-97	40	75	153	49.0	45	82	54.9	195	4.9
1997-98	38	77	158	48.7	43	64	67.2	197	5.2
1998-99	34	94	177	53.1	49	85	57.6	237	7.0
1999-00	33	148	296	50.0	139	203	68.5	435	13.2
Totals	145	394	784	50.3	276	434	63.6	1064	7.3



50 - ERIK DANIELS - 1,053 POINTS

Year	G	FGM	FGA	Pct.	FTM	FTA	Pct.	TP	Avg.
2000-01	33	64	133	56.6	38	63	60.3	171	5.2
2001-02	30	46	110	41.8	17	31	54.8	112	3.7
2002-03	32	136	240	56.7	29	46	63.0	305	9.5
2003-04	32	201	346	58.1	56	89	62.9	465	14.5
Totals	127	447	809	55.3	140	229	61.1	1053	8.3




51 - JIM LINE - 1,041 POINTS

Year	G	FGM	FGA	Pct.	FTM	FTA	Pct.	TP	Avg.
1946-47	35	86	209	41.1	27	40	67.5	199	5.7
1947-48	38	107	296	36.1	51	62	82.2	265	7.0
1948-49	32	70	195	35.8	43	51	84.3	183	5.7
1949-50	30	155	369	42.0	84	122	69.6	394	13.1
Totals	135	418	1069	39.1	205	275	74.5	1041	7.7



52 - BOB BURROW - 1,023 POINTS

Year	G	FGM	FGA	Pct.	FTM	FTA	Pct.	TP	Avg.
1954-55	26	198	473	41.9	99	159	62.3	495	19.0
1955-56	25	207	463	44.7	114	171	66.7	528	21.1
Totals	51	405	936	43.3	213	330	64.5	1023	20.1



53 - RON MERCER - 1,013 POINTS

Year	G	FGM	FGA	Pct.	3FG	3FGA	Pct.	FTM	FTA	Pct.	TP	Avg.
1995-96	36	107	234	45.7	23	68	33.8	51	65	78.5	288	8.0
1996-97	40	297	603	49.3	49	141	34.8	82	105	78.1	725	18.1
Totals	76	404	837	48.3	72	209	34.4	133	170	78.2	1013	13.3



54 - JIMMY DAN CONNER - 1,009 POINTS

Year	G	FGM	FGA	Pct.	FTM	FTA	Pct.	TP	Avg.
1972-73	28	136	286	47.6	41	66	62.1	313	11.2
1973-74	26	128	246	52.0	56	83	67.5	312	12.0
1974-75	31	171	338	50.6	42	69	60.9	384	12.4
Totals	85	435	870	50.0	139	218	63.8	1009	11.9



55 - BOBBY WATSON - 1,001 POINTS

Year	G	FGM	FGA	Pct.	FTM	FTA	Pct.	TP	Avg.
1949-50	30	84	269	31.2	59	90	65.5	227	7.6
1950-51	34	151	460	32.8	51	68	75.0	353	10.4
1951-52	32	184	517	35.6	53	80	66.2	421	13.1
Totals	96	419	1246	33.6	163	238	68.5	1001	10.4

YEAR-BY-YEAR RESULTS

Year	Final Rank				H	A	N	SEC			SEC TOURNAMENT			NCAA/NIT TOURNAMENT			Coach
	W	L	T	Pct.				W	L	Pct.	W	L	Finish	W	L	Finish	
1903	1	2		.333	1-2												
1904	1	4		.250	1-1	0-3											Andrus
1905	1	4		.250	1-3	0-1											
1906	5	9		.357	2-3	3-6											Wendt
1907	3	6		.333	3-2												Kirby
1908	5	6		.455	4-1	1-5											Chambers
1909	5	4		.556	4-1	1-3											Chambers
1910	4	8		.333	3-2	1-6											Span/
																	Sweetland
1911	5	6		.455	3-2	2-4											Iddings
1912	9	0		1.000	7-0	2-0											Sweetland
1913	5	3		.625	5-3												Tigert
1914	12	2		.857	9-0	3-2											Brumage
1915	7	5		.583	6-1	1-4											Brumage
1916	8	6		.571	4-6	4-0											Park
1917	4	6		.400	3-2	1-4											Tuttle
1918	9	2	1	.792	5-0	4-1-1	0-1										Boles
1919	6	8		.429	3-4	3-4											Gill
1920	5	7		.417	3-2	2-5											Buchheit
1921	13	1		.929	7-0	2-1	4-0					4	0				Buchheit
1922	10	6		.625	5-1	4-4	1-1					1	1				Buchheit
1923	3	10		.231	2-7	1-3						0	5				Buchheit
1924	13	3		.813	10-1	3-2	0-1					6	2				Buchheit
1925	13	8		.619	8-2	4-5	1-1					6	2				Buchheit
1926	15	3		.833	9-1	4-1	2-1					8	0				Applegran
1927	3	13		.188	2-7	1-6						1	6				Eklund
1928	12	6		.667	6-2	4-3	2-1					8	1				Hayden
1929	12	5		.706	7-2	3-2	2-1					7	4				Mauer
1930	16	3		.842	12-1	2-1	2-1					9	1				Mauer
1931	15	3		.833	9-0	3-2	3-1					8	2				Mauer
1932	15	2		.882	10-1	4-0	1-1					9	1				Rupp
1933	21	3		.875	10-1	5-2	6-0					8	0				Rupp
1934	16	1		.941	10-0	5-0	1-1					11	0				Rupp
1935	19	2		.905	13-0	5-2	1-0					11	0				Rupp

Year	Final			H	A	N	SEC			SEC TOURNAMENT			NCAA/NIT TOURNAMENT			Coach		
	W	L	T				Pct.	Rank	W	L	Finish	W	L	Finish	W		L	Finish
1936	15	6		.714	11-1	3-4	1-1	6	2	.750	1st					Rupp		
1937	17	5		.773	9-1	3-3	5-1	5	3	.625	1st	3	0	Champions		Rupp		
1938	13	5		.722	9-0	2-4	2-1	6	0	1.000	2nd	0	1	Quarterfinals		Rupp		
1939	16	4		.800	8-1	5-1	3-2	5	2	.714	1st	3	0	Champions		Rupp		
1940	15	6		.714	8-1	2-4	5-1	4	4	.500	7th	3	0	Champions		Rupp		
1941	17	8		.680	9-1	5-4	3-3	8	1	.889	1st	3	1	Runner-Up		Rupp		
1942	19	6		.760	10-0	4-4	5-2	6	2	.750	3rd	4	0	Champions	1	1	Final Four-3rd	
1943	17	6		.739	8-1	5-2	4-3	8	1	.889	1st	3	1	Runner-Up	2	1		
1944	19	2		.905	8-0	3-1	8-1	0	0	1.000	--	3	0	Champions	2	1	3rd (NIT)	
1945	22	4		.846	9-0	6-2	7-2	4	1	.800	1st	4	0	Champions	1	1	Elite Eight	
1946	28	2		.933	12-0	7-1	9-1	6	0	1.000	1st	4	0	Champions	3	0	Champions (NIT)	
1947	34	3		.919	16-0	8-1	10-2	11	0	1.000	1st	4	0	Champions	2	1	Runner-Up (NIT)	
1948	36	3		.923	11-0	13-2	12-1	9	0	1.000	1st	4	0	Champions	3	0	Final Four-Champions	
<i>Kentucky also won the 1948 World Championships, claiming the gold medal at the 48 Olympic Games in London.</i>																		
1949	32	2		.941	1st/--	10-0	8-0	14-2	13	0	1.000	1st	4	0	Champions	3	0	Final Four-Champions
1950	25	5		.833	3rd/--	10-0	6-4	9-1	11	2	.846	1st	3	0	Champions	0	1	1st Round (NIT)
1951	32	2		.941	1st/1st	14-0	8-1	10-1	14	0	1.000	1st	4	0	Champions	4	0	Final Four-Champions
1952	29	3		.906	1st/1st	12-0	8-1	9-2	14	0	1.000	1st	4	0	Champions	1	1	Elite Eight
1953	<i>Under suspension by NCAA...No official games played</i>																	
1954	25	0		1.000	1st/2nd	16-0	5-0	4-0	14	0	1.000	1st/1st	Declined NCAA berth				Rupp	
1955	23	3		.885	2nd/2nd	13-1	8-1	2-1	12	2	.857	1st	1	1	Sweet 16	1	1	
1956	20	6		.769	9th/NR	11-2	6-2	3-2	12	2	.857	2nd	1	1	Elite Eight	1	1	
1957	23	5		.821	3rd/3rd	14-2	6-3	3-0	12	2	.857	1st	1	1	Elite Eight	1	1	
1958	23	6		.793	9th/14th	14-1	5-4	4-1	12	2	.857	1st	4	0	Final Four-Champions	4	0	
1959	24	3		.889	2nd/2nd	13-0	7-2	4-1	12	2	.857	12nd	1	1	Sweet 16	1	1	
1960	18	7		.720	NR/NR	11-3	4-4	3-0	10	4	.714	3rd					Rupp	
1961	19	9		.679	NR/18th	12-2	2-5	5-2	10	4	.714	12nd	1	1	Elite Eight	1	1	
1962	23	3		.885	3rd/3rd	14-2	6-0	3-1	13	1	.929	11st	1	1	Elite Eight	1	1	
1963	16	9		.640	NR/NR	10-5	4-4	2-0	8	6	.571	5th					Rupp	
1964	21	6		.778	4th/3rd	13-1	4-3	4-2	11	3	.786	1st	0	2	Sweet 16	0	2	
1965	15	10		.600	NR/NR	11-3	4-5	0-2	10	6	.625	5th					Rupp	
1966	27	2		.931	1st/1st	13-0	10-1	4-1	15	1	.938	1st	3	1	Final Four-Runner-Up	3	1	
1967	13	13		.500	NR/NR	8-7	4-6	1-0	8	10	.444	15th					Rupp	
1968	22	5		.815	4th/4th	14-1	7-3	1-1	15	3	.833	1st	1	1	Elite Eight	1	1	

NCAA/NIT TOURNAMENT

SEC TOURNAMENT

SEC

Final

Year	Final			A	H	Rank	Pct.	SEC			SEC TOURNAMENT			NCAA/NIT TOURNAMENT			Coach
	W	L	T					W	L	Pct.	W	L	Finish	W	L	Finish	
1969	23	5	.821	7th/7th	12-1	9-2	2-2	16	2	.889	1st	1	1	Sweet 16	Rupp		
1970	26	2	.929	1st/1st	15-0	8-1	3-1	17	1	.944	1st	1	1	Elite Eight	Rupp		
1971	21	6	.786	10th/-	12-1	10-2	0-3	16	2	.889	1st	0	2	Sweet 16	Rupp		
1972	21	7	.750	18th/14th	12-1	7-4	2-2	14	4	.778	11st	1	1	Elite Eight	Rupp		
1973	20	8	.714	17th/15th	11-2	7-4	2-2	14	4	.889	1st	1	1	Elite Eight	Hall		
1974	13	13	.500	NR/NR	9-3	4-7	0-3	9	9	.500	14th				Hall		
1975	26	5	.839	2nd/4th	12-0	7-4	7-1	15	3	.833	11st	4	1	Final Four-Runner-Up	Hall		
1976	20	10	.667	NR/NR	11-1	4-7	5-2	11	7	.611	14th	4	0	Champion (NIT)	Hall		
1977	26	4	.867	6th/5th	12-2	10-1	4-1	16	2	.889	11st	2	1	Elite Eight			
1978	30	2	.938	1st/1st	16-0	8-2	6-0	16	2	.889	1st	5	0	Final Four-Champion	Hall		
1979	19	12	.613	NR/NR	11-3	4-7	4-2	10	8	.556	6th	3	1	Runner-Up	Hall		
1980	29	6	.829	4th/3rd	12-3	9-1	8-2	15	3	.833	1st	2	1	Semifinals	Hall		
1981	22	6	.786	8th/8th	15-0	7-3	0-3	15	3	.833	2nd	0	1	Quarterfinals	Hall		
1982	22	8	.733	8th/9th	15-1	6-5	1-2	13	5	.722	11st	2	1	Semifinals	Hall		
1983	23	8	.742	12th/12th	14-1	6-5	3-2	13	5	.722	1st	0	1	Quarterfinals	Hall		
1984	29	5	.853	3rd/3rd	16-0	8-4	5-1	14	4	.778	1st	3	1	Champions	Hall		
1985	18	13	.581	NR/NR	11-3	4-8	3-2	11	7	.611	13rd	0	1	Quarterfinals	Hall		
1986	32	4	.889	3rd/3rd	18-0	10-3	4-1	17	1	.944	1st	3	0	Champions	Sutton		
1987	18	11	.621	NR/NR	13-2	5-6	0-3	10	8	.556	13rd	0	1	Quarterfinals	Sutton		
1988	25	5	.833	6th/6th	14-2	6-3	5-0	13	5	.722	1st*	3	0	Champions*	Sutton		
1989	13	19	.406	NR/NR	8-5	2-10	3-4	8	10	.444	16th	0	1	Quarterfinals	Sutton		
1990	14	14	.500	NR/NR	13-2	1-10	0-2	10	8	.556	14th@				Plino		
1991	22	6	.786	9th/-	13-0	7-6	2-0	14	4	.778	2nd SEC/1st East				Plino		
1992	29	7	.806	6th/6th	15-2	5-4	9-1	12	4	.750	2nd SEC/1st East	3	0	Champions	Plino		
1993	30	4	.882	6th/3rd	16-0	7-3	9-1	13	3	.813	2nd SEC/2nd East	3	0	Champions	Plino		
1994	27	7	.794	7th/6th	13-1	5-4	9-2	12	4	.750	2nd SEC/1st East	3	0	Champions	Plino		
1995	25	5	.848	2nd/5th	12-1	7-2	9-2	14	2	.875	1st SEC/1st East	3	0	Champions	Plino		
1996	34	2	.944	1st/2nd	13-0	8-0	13-2	16	0	1.000	1st SEC/1st East	2	1	Runner-Up	Plino		
1997	35	5	.825	2nd/5th	12-1	7-3	16-1	13	3	.813	2nd SEC/2nd East	3	0	Champions	Plino		
1998	35	4	.897	5th/1st	9-3	11-0	15-1	14	2	.875	1st SEC/1st East	3	0	Champions	Plino		
1999	28	9	.757	8th/15th	12-1	4-5	12-3	11	5	.688	3rd SEC/2nd East	3	1	Champions	Smith		
2000	23	10	.757	19th/20th	14-0	5-5	4-5	12	4	.750	11st SEC/1st East	0	1	Quarterfinals	Smith		
2001	24	10	.706	9th/8th	11-1	7-5	6-4	12	4	.750	11st SEC/1st East	3	0	Champions	Smith		
2002	22	10	.688	16th/13th	12-3	5-4	5-3	10	6	.625	12nd SEC/1st East	0	1	Quarterfinals	Smith		

Year	W L T			Pct.	Final Rank			SEC			SEC TOURNAMENT			NCAA/NIT TOURNAMENT			Coach		
	W	L	T		Rank	H	A	N	W	L	Pct.	Finish	W	L	Finish	W		L	Finish
2003	32	4		.889	1st/4th	12-1	10-1	10-2	16	0	1.000	1st SEC/1st East	3	0	Champions	3	1	Elite Eight	Smith
2004	27	5		.844	2nd/8th	11-2	7-2	9-1	13	3	.813	2nd SEC/1st East	3	0	Champions	1	1	2nd Round	Smith
2005	28	6		.824	7th/5th	14-1	7-3	7-2	14	2	.875	1st SEC/1st East	2	1	Runner-Up	3	1	Elite Eight	Smith
2006	22	13		.629	NR/RV	10-5	6-4	6-4	9	7	.563	6th SEC/3rd East	2	1	Semifinals	1	1	2nd Round	Smith
2007	22	12		.647	RV/RV	14-2	4-6	4-4	9	7	.563	4th SEC/4th East	1	1	Quarterfinals	1	1	2nd Round	Smith
2008	18	13		.581	NR/NR	14-4	4-6	0-3	12	4	.750	3rd SEC/2nd East	0	1	Quarterfinals	0	1	First Round	Gillsple

&- Southern Intercollegiate Athletic Association; %-Southern Conference; *-Vacated due to NCAA sanctions; From 1933-50 the SEC Champion was determined by a tournament, except for 1935. Rankings - AP/UIP (Coaches Poll); @-Not eligible for title due to NCAA sanctions

ALL-TIME RESULTS

1903 (1-2)

Coach: Unnamed

Starters: (J. White Guyn & R.H. Arnett, G; Joe Coons, C; H.J. Wurtele & Lee Andrews, F)

F6	GEORGETOWN	6-15	L
F18	LEXINGTON YMCA	11-10	W
F20	TRANSYLVANIA	2-42	L
		19-67	

1904 (1-4)

Coach: Leander E. Andrus, Mgr.

Captain: St. John (Guyn, Arnett, St. John, Wurtele, Coons)

F4	at Georgetown	11-26	L
F12	at Transylvania#	5-12	L
F13	GEORGETOWN	10-22	L
F26	at Transylvania	12-14	L
M.4	CINCINNATI	25-21 W	
		63-95	

#Transylvania (formerly known as Kentucky University) game at UK was called off because of failure to agree on a referee. State College (University of Kentucky) team was present and agreed to play. The offer was accepted and KU won 12-5.

1905 (1-4)

Coach:

Captain: J.M.Coons

J.13	GEORGETOWN	9-14	L
J.21	CINCINNATI YMCA	22-43	L
J.27	TRANSYLVANIA	30-29	W
F4	at Transylvania	1-22	L
F22	TRANSYLVANIA	23-33	L
		85-141	

1906 (5-9)

Coach: W.B. Wendt (Mgr.)

Captain: D.P. Branson (Baer, Donan, Barbee, Wilson, Herman)

J.11	LEXINGTON YMCA#		W
J.12	MIAMI, OHIO	10-15	L
J.19	CENTRAL U.	15-14	W
J.20	at Georgetown	9-34	L
J.26	at Central U.	17-15W	
J.27	CINCINNATI YMCA	16-23	L
F3	Christ Church, Cin.	24-38	L
F9	GEORGETOWN	22-28	L
F12	at New Albany YMCA	12-29	L
F13	at Vernon College	34-14	W
F14	at Moores Hill	32-11	W
F15	at Christ Church, Cin.	17-54	L
F16	at Cincinnati	6-48	L
F17	at Miami, Ohio	19-29	L
		236-348	

#W.B. Wendt on J.9, 1969 verified that State College (UK) opened the 1906 season against Kentucky U. (Transylvania) in the YMCA. Athletic committees of the two schools had cancelled all games after a fight at a football game in November 1905. Wendt and the Kentucky U. manager agreed to play at the YMCA and list the State College foe as YMCA instead of Kentucky U. State College won but Mr. Wendt didn't remember the score, which he hadn't listed.

1907 (3-6)

Coach: A.M. Kirby (Mgr.)

Captain: J.M. Wilson (Shanklin, Baer, Bryant, Barbee)

J.16	LEXINGTON YMCA	17-25	L
J.19	GEORGETOWN	16-15	W
J.25	CENTRAL U.	22-9	W
F12	at Central U.	OT 23-24	
F15	TRANSYLVANIA	16-14	W
F21	at Georgetown	8-19	L
M.1	at Lexington YMCA	22-41	L
M.7	at Transylvania	5-19	L

M.9	CENTRAL U.	13-15	L
		142-182	

1908 (5-6)

Coach: J.S. Chambers (Mgr.)

Captain: Richard Barbee

J.10	at Lexington YMCA	19-29	L
J.21	TRANSYLVANIA	20-15	W
J.25	at Central U.	21-32	L
F4	at Transylvania	20-15	W
F8	LOUISVILLE COLISEUM	29-28	W
F10	at Georgetown	22-30	L
F13	CENTRAL U.	31-20	W
F15	LEXINGTON YMCA	19-23	L
F22	at Louisville Coliseum	18-30	L
M.3	GEORGETOWN	18-13	W
M.7	at Central U.	10-29	L
		227-264	

1909 (5-4)

Mgr: J.S. Chambers

Captain: W.C. Fox

J.9	LEXINGTON HIGH	28-9	W
J.18	at Advent Memorial Club	27-41	L
J.19	at Cincinnati	25-41	L
J.27	CENTRAL U.	24-23	W
F6	at Central U.	20-35	L
F8	GEORGETOWN	43-32	W
F15	at Georgetown	48-19	W
F18	CINCINNATI	28-23W	
F26	CENTRAL U.	20-26	L
		263-249	

1910 (4-8)

Coach: R.E. Spahr and E.R. Sweetland

Captain: Bill Rodes

J.8	at Kentucky Wesleyan	OT 14-12	W
J.22	GEORGETOWN	31-11	W
J.24	DePAUW	11-24	L
J.28	at Central	17-87	L
F4	at Georgetown	16-34	L
F7	at Cincinnati	17-47	L
F9	at DePauw	16-28	L
F10	at Rose Poly Technic	11-52	L
F16	TENNESSEE	26-5	W
M.5	CENTRAL U.	13-31	L
M.8	GEORGETOWN	24-23	W
M.11	at Central	9-51	L
		205-405	

1911 (5-6)

Coach: H.J. Iddings

Captain: J.H. Gaiser

J.13	LEXINGTON HIGH	H	29-36	L
J.20	TRANSYLVANIA	H	18-23	L
J.27	at Kentucky Wesleyan	A	19-25	L
F4	BETHANY	H	24-11	W
F9	at Ohio Wesleyan	A	19-37	L
F10	at Otterbein	A	27-41	L
F11	at Christ Church, Cin.	A	21-32	L
F17	at Georgetown	A	47-22	W
F23	BUTLER	H	21-16	W
F27	at Transylvania	A	22-19	W
M.3	TRANSYLVANIA	H	30-24	W
			277-286	

1912 (9-0)

Southern Champions

Coach: E.R. Sweetland
 Captain: W.C. Harrison

J.5	GEORGETOWN	38-9	W
J.12	at Central U.	32-13W	
J.19	MIAMI, OHIO	31-14	W
J.27	LEXINGTON YMCA	32-20	W
F.1	CENTRAL U.	52-10	W
F.7	TENNESSEE	27-15	W
F.22	VANDERBILT	28-17	W
F.23	VANDERBILT	22-18	W
M.1	at Georgetown	19-18	W
		281-134	

—Leading Scorers—

Binkley Barnett (Jr. F)	7.1
D.W. Hart (Jr. F)	5.4
W.C. Harrison (Sr. C)	4.0
Jake Gaiser (Sr. G)	3.9
R.C. Preston (So. G)	2.7
H.L. Farmer (Jr. F)	2.2

1913 (5-3)

Coach: J.J. Tigert
 Captain: B. Barnett

J.24	LEXINGTON YMCA	25-27	L
F.8	CINCINNATI	20-18	W
F.13	MARIETTA	42-16	W
F.15	LOUISVILLE	34-10	W
F.19	VANDERBILT	17-24	L
F.20	VANDERBILT	42-29	W
F.27	MIAMI, OHIO	24-16	W
M.1	CHRIST CHURCH, CIN.	19-30	L
		223-170	

—Leading Scorers—

R.C. Preston (Jr. C)	9.1
Binkley Barnett (Sr. F)	8.4
Ralph Morgan (So. F)	4.0
H.L. Farmer (Sr. F)	3.9
William Tuttle (So. F)	1.0

1914 (12-2)

Coach: Alpha Brumage
 Captain: William Tuttle

J.10	ASHLAND YMCA	28-15	W
J.17	LOUISVILLE YMCA	30-21	W
J.20	at Ashland YMCA	30-19	W
J.21	at Marshall	46-6W	
J.22	at Virginia	23-39	L
J.24	at VMI	18-82	
J.31	LOUISVILLE YMHA	59-12	W
F.7	LOUISVILLE	22-17	W
F.11	TENNESSEE	21-14	W
F.12	TENNESSEE	20-18	W
F.21	CINCINNATI	20-18	W
F.23	CHATTANOOGA	40-7	W
F.28	MARIETTA	19-17	W
M.3	at Louisville	26-13	W
		402-248	

—Leading Scorers—

R.C. Preston (Sr. F)	6.1
#Tom Zerfoss (Sr. F)	6.0
Karl Zerfoss (So. G)	4.7
William Tuttle (Jr. F)	3.9
Herschel Scott (Jr. G)	3.2

#Only played in first six games.

1915 (7-5)

Coach: Alpha Brumage
 Captain: Ralph Morgan

J.16	MARYVILLE	37-17	W
J.23	LOUISVILLE	18-14	W
J.30	ST. ANDREWS	32-15	W

F.4	at Maryville	23-22	W
F.5	at Tennessee	21-36	L
F.6	at Tennessee	22-27	L
F.12	VANDERBILT	34-39	L
F.13	VANDERBILT	36-24	W
F.17	TENNESSEE	22-13	W
F.18	TENNESSEE	20-18	W
F.26	at St. Andrews	25-50	L
F.27	at Louisville	15-26	L
		305-301	

—Leading Scorers—

Ralph Morgan (Sr. F)	8.3
Jim Server (Jr. C)	5.3
William Tuttle (Sr. F)	3.8
Karl Zerfoss (Jr. F)	3.7
Herschel Scott (Sr. G)	2.9

1916 (8-6)

Coach: James Park
 Captain: K.P. Zerfoss

J.14	at Cincinnati	39-24	W
J.18	at Georgetown	29-22	W
J.31	GEORGETOWN	30-22	W
F.4	VANDERBILT	25-39	L
F.5	VANDERBILT	20-23	L
F.12	LOUISVILLE	22-28	L
F.15	at Centre	38-5	W
F.19	CINCINNATI	34-10	W
F.22	at Louisville	32-24	W
F.23	TENNESSEE	17-28	L
F.26	MARYVILLE	36-25	W
F.29	CENTRE	38-14	W
M.3	MARIETTA	22-27	L
M.4	MARIETTA	23-27	L
		405-318	

—Leading Scorers—

Derrill Hart (Sr. F)	13.3
Jim Server (Sr. C)	5.7
Robert Ireland (Jr. F)	5.6
Karl Zerfoss (Sr. F)	3.3
George Gumbert (Sr. G)	2.4

1917 (4-6)

Coach: W.P. Tuttle Captain: Robert Y. Ireland

J.17	CENTRE	31-21	W
J.27	at Georgetown	19-22	L
J.30	ROSE POLY TECH	33-12	W
F.9	TENNESSEE	20-23	L
F.10	TENNESSEE	19-22	L
F.16	at Centre	24-28	L
F.21	GEORGETOWN	32-18	W
M.1	at Cumberland	48-20	W
M.2	at Tennessee	26-27	L
M.3	at Tennessee	10-30	L
		262-223	

—Leading Scorers—

C.C. Shrader (Sr. F)	7.1
Robert Ireland (Sr. F)	5.4
"Dutch" Longworth (Sr. C-F)	4.4
Pat Campbell (Jr. F)	4.2
William Rodes (Sr. G)	1.3

1918 (9-2-1)

Coach: S.A. Boles

Captain: Patrick Campbell

J.9	KENTUCKY WESLEYAN	23-13	W
J.17	at Centre	21-29	L
J.24	GEORGETOWN	22-18	W
F.7	TENNESSEE	33-26	W
F.8	TENNESSEE	40-12	W
F.9	at Kentucky Wesleyan#	21-21	T
F.14	at Georgetown	25-16	W
F.21	CENTRE	30T 22-20	W
F.28	Cumberland	42-21	W

M.1	at Tennessee	29-18	W
M.2	at Tennessee	32-20	W
State Championship (Louisville, Ky.)			
M.9	Centre	12-24	
		322-238	

This unique tie game resulted from scorer's error which was not discovered until after the teams' departures. The contest was rescheduled, but never played for unknown reasons.

—Leading Scorers—

H.C. Thomas (Jr. C-F)	10.8
Arthur Bastin (Jr. G)	4.0
A.P. Shanklin (Sr. F)	3.5
Pat Campbell (Sr. F)	3.2
George Zerfoss (Jr. F)	2.8

1919 (6-8)

Coach: Andrew Gill

Captain: J.A. Dishman

J.13	KENTUCKY WESLEYAN	46-5	W
J.18	GEORGETOWN	30-32	L
J.25	at Centre	30-38L	
J.31	at Cincinnati	18-28	L
F.6	at Chattanooga	28-25W	
F.7	at Tennessee	22-40	L
F.8	at Cumberland	22-21	W
F.14	VANDERBILT	26-36	L
F.15	at Georgetown	18-22	L
F.21	CINCINNATI	34-21W	
F.22	at Kentucky Wesleyan	18-13	W
F.24	CENTRE	10-21L	
F.28	TENNESSEE	30-14	W
M.8	MIAMI, OHIO	14-38	L
		346-354	

—Leading Scorers—

H.C. Thomas (Sr. F)	7.1
J.C. Everett (Jr. F)	6.6
Bob Lavin (Fr. G)	5.0
Tony Dishman (Sr. G)	3.3
Ed Parker (Sr. F)	3.3

1920 (5-7)

Coach: George C. Buchheit

Captain: J.C. Everett

J.17	at Cincinnati	11-13	L
J.22	MARYVILLE	27-13W	
J.31	GEORGETOWN	25-14	W
F.5	TENNESSEE	24-29	L
F.7	TENNESSEE	26-27	L
F.14	at Centre	15-44L	
F.17	at Georgetown	28-16	W
F.21	KENTUCKY WESLEYAN	43-13	W
F.26	Cumberland	21-30	L
F.27	at Tennessee	25-28	L
F.28	at Tennessee	34-26	W
M.6	at Centre	OT 18-20	
		297-273	

—Leading Scorers—

Basil Hayden (So. F)	10.8
William Blakely (Sr. G)	7.0
J.C. Everett (Sr. C)	5.5
Bob Lavin (So. F)	4.1
Jim Wilhelm (Jr. F)	3.6

1921 (13-1)

Southern Intercollegiate Champions

Coach: George C. Buchheit

Captain: Basil Hayden

J.12	KENTUCKY WESLEYAN	38-13	W
J.15	CUMBERLAND	37-21W	
J.18	GEORGETOWN	38-23	W
J.21	CHATTANOOGA	42-10	W
J.26	at Cincinnati	26-19W	
J.29	AUBURN	40-26L	
F.8	at Centre	27-29L	
F.15	at Georgetown	56-11	W

F.18	CENTRE	20-13	W
F.22	VANDERBILT	37-18	W
SIAA Tournament (Atlanta, Ga.)			
F.25	Tulane	50-28	W
F.26	Mercer	49-25	W
F.28	Mississippi A & M	28-13	W
M.1	Georgia (finals)	20-19	W
		508-267	

—Leading Scorers—

William King (Fr. F)	11.4
Basil Hayden (Jr. F)	9.6
Paul Adkins (Jr. C)	6.5
Bob Lavin (Jr. G)	2.5
Fred Fest (So. C)	1.3

1922 (10-6)

Coach: George C. Buchheit

Captain: R.E. Lavin

J.14	GEORGETOWN	17-26	L
J.17	at Louisville	38-14	W
J.18	at Vanderbilt	12-22	L
J.21	LOUISVILLE	29-22W	
J.26	MISSISSIPPI STATE	28-21	W
J.27	MARSHALL	34-12	W
F.4	at Centre	28-21	W
F.6	at Georgetown	26-17	W
F.8	at Washington & Lee	21-20	W
F.9	at VMI	32-37	L
F.11	at Georgetown U.	23-28	L
F.13	at Virginia	OT 30-32	L
F.16	CLEMSON	38-14	W
F.20	CENTRE	40-23	W

SIAA Tournament (Atlanta, Ga.)

F.24	Georgetown	41-21	W
F.25	Mercer	22-35	L
		459-365	

—Leading Scorers—

Paul Adkins (Sr. C)	8.8
William King (So. F)	8.3
Bob Lavin (Sr. F)	5.2
Basil Hayden (Sr. F)	5.0
William Poyzn (Jr. F)	2.9

1923 (3-10)

Coach: George C. Buchheit

Captain: Fred Fest

J.13	at Georgetown	24-13	W
J.20	at Tennessee	26-30	L
J.22	CHATTANOOGA	25-18	W
J.25	ALABAMA	35-45	L
J.27	CENTRE	14-21	L
F.3	GEORGIA	19-23	L
F.5	at Cincinnati	24-33	L
F.7	CENTENARY	21-28	L
F.10	TENNESSEE	23-28	L
F.14	at Centre	10-17	L
F.15	CLEMSON	13-30	L
F.19	GEORGETOWN	21-45	L
F.23	SEWANEE	30-14	W
		285-349	

—Leading Scorers—

Carl Rietkin (Jr. F)	10.2
Fred Fest (Sr. C)	7.2
William Poyzn (Sr. G)	3.3
Gilbert Smith (Sr. G)	1.5
W.G. Wilkinson (Sr. F)	1.2

1924 (13-3)

Coach: G.C. Buchheit

Captain: A.T. Rice

J.1	VANDERBILT	33-13	W
J.8	MEXICO YMCA	25-14	W
J.12	at Georgetown	32-24	W
J.14	MISSISSIPPI STATE	16-17	L

J.15	SEWANEE	50-15 W
J.18	at Tennessee	13-20 L
J.19	at Chattanooga	24-23 W
F4	WEST VIRGINIA	24-21 W
F9	at Centre	27-10W
F11	GEORGETOWN	39-35 W
F13	CLEMSON	38-13W
F14	VIRGINIA	29-10W
F19	VIRGINIA TECH	36-14 W
F21	CENTRE	38-20W
F23	GEORGIA TECH	33-27 W
SIAA Tournament (Atlanta, Ga.)		
F29	North Carolina	20-41 L
477-335		

—Leading Scorers—

Jim McFarland (So. F)	9.9
Will Milward (Jr. C)	5.3
Lowell Underwood (So. C)	4.9
Carl Riefkin (Sr. F)	4.3
Bill King (Sr. F)	2.9

**ALUMNI GYM ERA
(1924-50)**

1924-25 (13-8)

Coach: C.O. Applegran		
Captain: James McFarland		
D.13	CINCINNATI	28-23 W
D.18	INDIANA	18-20L
D.20	MICHIGAN	11-21 L
J.3	at Cincinnati	20-24 L
J.5	at Illinois	26-36L
J.6	at Wabash	10-57 L
J.9	OLE MISS	26-23W
J.10	GEORGETOWN	25-17 W
J.17	at Centre	33-20W
J.30	WASHINGTON & LEE	28-22 W
F2	WEST VIRGINIA	29-19 W
F5	at Alabama	15-24 L
F6	at Georgia Tech	18-16 W
F7	at Georgia	24-28 L
F9	at Tennessee	35-22 W
F12	TULANE	29-32
F14	at Georgetown	36-21 W
F18	TENNESSEE	26-21 W
F21	CENTRE	39-10W
Southern Conference Tournament (Atlanta, Ga.)		
F27	Mississippi State	31-26 W
F28	Georgia	31-32
538-510		

—Leading Scorers—

Jim McFarland (Jr. F)	7.1
Lowell Underwood (Jr. F)	6.3
Will Milward (Sr. C)	6.2
Foster Helm (So. F)	3.7
Charles Alberts (Jr. G)	2.5

1925-26 (15-3)

Coach: Ray Eklund		
Captain: Burgess Carey		
D.19	DePAUW	29-38L
J.5	at Indiana	23-34 L
J.9	BEREA	37-23
J.12	at Georgetown	36-21 W
J.16	GEORGIA TECH	25-24 W
J.21	CENTRE	45-20W
J.30	GEORGETOWN	25-20 W
F1	ALABAMA	27-18W
F4	at Centre	46-10W
F5	WASHINGTON & LEE	44-34 W
F8	AUBURN	35-20W
F12	at Tennessee	51-17 W
F15	at Georgia	22-10W

F18	TENNESSEE	27-21 W
F20	VANDERBILT	30-20 W
Southern Conference Tournament (Atlanta, Ga.)		
F26	VMI	32-25 W
F27	Georgia	39-34 W
M.1	Mississippi State	26-31 L
599-446		

—Leading Scorers—

Gayle Mohney (Jr. G)	11.1
Paul Jenkins (So. F)	7.3
Jim McFarland (Sr. F)	5.6
Lowell Underwood (Sr. C)	3.7
Henry Besuden (Sr. C)	2.1

1926-27 (13-13)

Coach: Basil Hayden		
Captain: Paul Jenkins		
D.18	CINCINNATI	10-48 L
D.21	INDIANA	19-38 L
D.27	at Cincinnati	22-51 L
D.31	Princeton	26-30 L
J.3	FLORIDA	44-36 W
J.10	at Kentucky Wesleyan	24-31 L
J.15	VANDERBILT	32-48 L
J.21	at Tennessee	14-19 L
J.22	at Georgia Tech	16-48 L
J.29	CENTRE	27-25 W
F1	at Georgetown	19-26 L
F4	WASHINGTON & LEE	34-36 L
F7	WEST VIRGINIA	26-44 L
F11	OLE MISS	17-37 L
F12	at Centre	22-16 W
F19	TENNESSEE	21-30 L
373-563		

—Leading Scorers—

Paul Jenkins (Jr. F)	6.1
Edwin Knadler (Sr. F)	4.4
Van Buren Ropke (Sr. F-C)	4.2
Frank Phipps (Jr. F)	3.4
Foster Helm (Sr. C)	2.5

1927-28 (12-6)

Coach: John Maurer		
Captain: Paul Jenkins		
D.16	CLEMSON	33-17 W
D.20	MIAMI, OHIO	31-36 L
J.4	BEREA	37-16 W
J.9	at Centre	36-23 W
J.14	VANDERBILT	43-23 W
J.16	at Virginia	31-28 W
J.18	at Navy	26-32 L
J.19	at Maryland	7-37 L
J.28	TENNESSEE	48-18 W
F3	WASHINGTON & LEE	34-28 W
F4	at Indiana	29-48 L
F8	at Vanderbilt	54-29W
F9	at Tennessee	43-16 W
F11	GEORGIA TECH	31-35 L
F18	CENTRE	30-20 W
Southern Conference Tournament (Atlanta, Ga.)		
F24	South Carolina	56-40 W
F25	Georgia	33-16 W
F27	Ole Miss	28-41 L
630-503		

—Leading Scorers—

Irvine Jeffries (Sr. G)	11.5
Cecil Combs (So. F)	10.3
Paul McBrayer (So. G-C)	5.5
Hays Owens (So. F)	3.8
Paul Jenkins (Sr. F)	3.3

1928-29 (12-5)

Coach: John Mauer

Captain: Lawrence McGinnis

D.15	EASTERN NORMAL	35-10	W
D.21	MIAMI, OHIO	30T 43-42	
J.4	NORTH CAROLINA	15-26	L
J.12	at Notre Dame	19-16	W
J.16	at Georgia Tech	19-33	L
J.17	at Tennessee	35-29	W
J.19	TENNESSEE	27-22	W
J.26	ALABAMA	26-27	L
F.1	at Mississippi State	OT 25-23	W
F.2	1 Mississippi State	32-14	W
F.3	at Tulane	22-34L	
F.8	WASHINGTON & LEE	31-30	W
F.13	CENTRE	47-1W	
F.22	OLE MISS	35-30W	
F.23	OLE MISS	32-24W	
Southern Conference Tournament (Atlanta, Ga.)			
M.1	Tulane	29W5	
M.2	Georgia	24-26	
496-411			

1 Municipal Auditorium (Jackson, Miss.)

—Leading Scorers—

Stan Milward (So. C)	6.8
Louis McGinnis (So. F)	5.8
Cecil Combs (Jr. G)	5.8
Carey Spicer (So. F)	5.7
Paul McBrayer (Jr. G)	2.9

1929-30 (16-3)

Coach: John Mauer

Captain: Paul McBrayer

D.14	GEORGETOWN	46-9	W
D.20	MIAMI, OHIO	35-20	W
D.31	BEREA	29W6	
J.3	CLEMSON	31-15W	
J.10	CREIGHTON	27-28	L
J.11	CREIGHTON	25-21	W
J.18	TENNESSEE	23-20	W
J.24	MISSISSIPPI STATE	38-17	W
J.25	MISSISSIPPI STATE	20-14	W
J.31	at Tennessee	OT 24-29L	
F.1	at Georgia	OT 20-21	
F.3	at Clemson	34-20	W
F.8	GEORGIA TECH	39-19	W
F.14	GEORGIA	36-23W	
F.18	KENTUCKY WESLEYAN	32-20	W
F.22	WASHINGTON & LEE	OT 28-26	W
Southern Conference Tournament (Atlanta, Ga.)			
F.28	Maryland	26-2W	
M.1	Sewanee	44-20	
M.3	Duke	32-37	
591-408			

—Leading Scorers—

Cecil Combs (Sr. F)	6.6
Carey Spicer (Jr. F)	6.5
Stan Milward (Sr. C)	5.9
Louis McGinnis (So. F)	5.4
Paul McBrayer (Sr. G)	4.8

**ADOLPH RUPP ERA
(1930-71)**

1930-31 (15-3)

Coach: Adolph Rupp

Captain: Carey Spicer

D.18	GEORGETOWN	67-19	W
D.27	MARSHALL	42-26	W
D.31	BEREA	41W5	
J.3	CLEMSON	33-21W	

J.10	TENNESSEE	31-23	W
J.16	CHATTANOOGA	55-18	W
J.21	at Vanderbilt	42-37W	
J.31	at Tennessee	OT 36-32	W
F.6	WASHINGTON & LEE	23-18	W
F.9	GEORGIA TECH	38-34	W
F.13	at Georgia	16-25	L
F.14	at Clemson	26-29	L
F.16	at Georgia Tech	35-16	W
F.20	VANDERBILT	43-23	W
Southern Conference Tournament (Atlanta, Ga.)			
F.27	North Carolina State	33-28	W
F.28	Duke	35-30	W
M.2	Florida	56-35	W
M.3	Maryland	27-29	L
679-469			

—Leading Scorers—

Carey Spicer (Sr. F)	10.6
Louis McGinnis (Sr. F)	9.6
George Yates (Jr. C)	7.0
Aggie Sale (So. C-F)	5.6
Jake Bronston (Jr. G)	3.9

1931-32 (15-2)

Coach: Adolph Rupp

Captain: Ellis Johnson

D.15	GEORGETOWN	66-24	W
D.18	CARNEGIE TECH	36-34	W
D.23	BEREA	52-27	W
D.30	MARSHALL	46-16	W
J.2	CLEMSON	43-24	W
J.14	at Clemson	30-17	W
J.15	at Sewanee	30-20	W
J.16	at Tennessee	29-28	W
J.21	CHATTANOOGA	51-17	W
J.30	WASHINGTON & LEE	48-28	W
F.3	at Vanderbilt	61-37W	
F.6	DUKE	37-30	W
F.8	ALABAMA	50-22	W
F.13	TENNESSEE	41-27	W
F.20	VANDERBILT	31-32	L
Southern Conference Tournament (Atlanta, Ga.)			
F.26	Tulane	50-30	W
F.27	North Carolina	42-43	L
743-456			

—Leading Scorers—

Aggie Sale (Jr. F)	13.6
John DeMoisey (So. C-F)	10.0
Darrell Darby (Jr. F)	8.4
Howard Kreuter (Jr. F)	3.9
Ellis Johnson (Jr. G)	3.6

1932-33 (21-3, 8-0 SEC)

**SEC Champions
SEC Tournament Champions**

Coach: Adolph Rupp

Captain: Forest Sale

D.9	ALUMNI	52-17	W
D.12	GEORGETOWN	62-21	W
D.17	1 Marshall	57-23	W
D.20	TULANE	53-17	W
D.21	TULANE	42-11	W
D.30	at Chicago	58-26	W
J.2	OHIO STATE	30-46	L
J.6	at Creighton	32-26W	
J.7	at Creighton	22-34	L
J.10	SOUTH CAROLINA	44-36	W
J.14	at Tennessee	42-21	W
J.16	CLEMSON	67-18	W
J.28	TENNESSEE	44-23	W
J.31	at Vanderbilt	40-29W	
F.1	at Clemson	42-32	W
F.2	at South Carolina	38-44	L
F.6	MEXICO	81-22	W
F.11	GEORGIA TECH	45-22	W

F13	2	Alabama	35-3W
F18		VANDERBILT	45-28 W
SEC Tournament (Atlanta, Ga.)			
F24	3	Ole Miss	49-3W
F25	3	Florida	48-24
F27	3	LSU	47-38
F28	3	Mississippi State	46-27 W
1125-647			

- 1 Ashland High School Gymnasium (Ashland, Ky.)
- 2 Birmingham Athletic Club (Birmingham, Ala.)
- 3 Atlanta Memorial Auditorium (Atlanta, Ga.)

—Leading Scorers—

Aggie Sale (Sr. C-F)	13.8
John DeMoisey (Jr. C-F)	12.0
Bill Davis (Jr. G)	7.0
Darrell Darby (Sr. F)	4.0
Ellis Johnson (Sr. G)	3.8

1933-34 (16-1, 11-0 SEC)

Coach: Adolph Rupp
 Captain: John DeMoisey

D5		ALUMNI	53-20
D9		GEORGETOWN	41-12 W
D14		MARSHALL	48-26 W
D16		CINCINNATI	31-25 W
D21	*	at Tulane	32-20W
D22	*	at Tulane	42-20W
J12	*	at Sewanee	55-16 W
J13	*	at Tennessee	44-23 W
J19		CHATTANOOGA	47-20 W
J27	*	TENNESSEE	53-26 W
F1	1*	Alabama	33-30W
F2	*	at Vanderbilt	48-26W
F8	*	ALABAMA	26-21W
F10	*	GEORGIA TECH	49-25 W
F15	*	SEWANEE	60-15W
F17	*	VANDERBILT	47-27 W
SEC Tournament (Atlanta, Ga.)			
F24	2	Florida	32-48
741-399			

- 1 Birmingham Athletic Club (Birmingham, Ala.)
- 2 Atlanta Memorial Auditorium (Atlanta, Ga.)

—Leading Scorers—

John "Frenchy" DeMoisey (Sr. C)	12.5
Bill Davis (Sr. G)	8.3
Dave Lawrence (Jr. F)	7.9
Garland Lewis (So. C)	4.9
Jack Tucker (Jr. F)	3.0

1934-35 (19-2, 11-0 SEC)

SEC Co-Champions

Coach: Adolph Rupp
 Captain: Dave Lawrence and Jack Tucker

D10		ALUMNI	55-20W
D13		OGLETHORPE	81-12W
D21	*	at Tulane	38-9W
D22	*	at Tulane	52-10W
J2		CHICAGO	42-18W
J5		at New York U.	22-23 L
J14		CHATTANOOGA	66-19 W
J18	*	TULANE	63-20W
J19	*	TULANE	55-12W
J26	*	TENNESSEE	48-21 W
F1	1*	Alabama	33-20W
F2	*	at Vanderbilt	58-22W
F5		at Xavier	40-20W
F9	*	GEORGIA TECH	57-30 W
F11	*	ALABAMA	25-18W
F13		at Michigan State	26-32 L
F16	*	at Tennessee	38-36 W
F22		CREIGHTON	63-42 W
F23		CREIGHTON	24-13 W
M2	*	VANDERBILT	53-19 W
M7		XAVIER	46-20W
985-446			

1 Birmingham Athletic Club (Birmingham, Ala.)

—Leading Scorers—

Leroy Edwards (So. C)	16.3
Dave Lawrence (Jr. F)	9.1
Garland Lewis (Jr. C-F)	5.8
Jack Tucker (Sr. F)	3.7
Warfield Donohue (So. G)	3.5

1935-36 (15-6, 6-2 SEC)

Coach: Adolph Rupp
 Captain: Mildred Anderson

D6		GEORGETOWN	42-17 W
D17		BEREA	58-30 W
D23		PITTSBURGH	35-17 W
J8		at New York U.	28-41 L
J14		at Xavier	36-32 W
J17	*	TULANE	49-24 W
J18	*	TULANE	39-21 W
J21		MICHIGAN STATE	27-19 W
J25	*	TENNESSEE	40-31 W
F1	*	at Vanderbilt	24-33 L
F3	*	at Alabama	32-30 W
F7	*	ALABAMA	40-34 W
F10		at Notre Dame	20-41 L
F11		at Butler	39-28 W
F15	*	at Tennessee	28-39 L
F18		XAVIER	49-40 W
F21		CREIGHTON	68-38 W
F22		CREIGHTON	29-31 L
F24	*	VANDERBILT	61-41 W
SEC Tournament (Knoxville, Tenn.)			
F28	1	Mississippi State	41-39 W
F29	1	at Tennessee	28-39 L
813-587			

- 1 Alumni Memorial Gymnasium (Knoxville, Tenn.)

—Leading Scorers—

Ralph Carlisle (So. F)	11.5
Joe Hagan (So. F)	8.0
Garland Lewis (Sr. C)	7.5
Warfield Donohue (Jr. G)	3.0
J. Rice Walker (So. C-F)	2.4

1936-37 (17-5, 5-3 SEC)

**SEC Champions
 SEC Tournament Champions**

Coach: Adolph Rupp
 Captain: Warfield Donohue

D9		GEORGETOWN	46-21 W
D12		BEREA	70-26 W
D15		at Xavier	OT 34-28 W
D21		CENTENARY	37-19 W
J2		MICHIGAN STATE	28-21 W
J5	1	Notre Dame	28-41 L
J8		CREIGHTON	59-36 W
J14		at Michigan State	23-24 L
J16	2	Akron	32-22 W
J23	*	TENNESSEE	43-26 W
J30	*	at Vanderbilt	41-26W
F1	3*	Alabama	38-27 W
F3	*	at Tulane	28-35 L
F4	*	at Tulane	28-25 W
F8		MEXICO	58-30 W
F10	*	ALABAMA	31-34 L
F13	*	at Tennessee	24-26 L
F20	*	VANDERBILT	51-19 W
F22		XAVIER	23-15 W
SEC Tournament (Knoxville, Tenn.)			
F26	4	LSU	57-37 W
F27	4	Georgia Tech	40-30 W
M.1	4	at Tennessee	39-25 W
858-593			

- 1 Jefferson County Armory (Louisville, Ky.)
- 2 Schmidt Fieldhouse (Cincinnati, Ohio)
- 3 Birmingham Athletic Club (Birmingham, Ala.)
- 4 Alumni Memorial Gymnasium (Knoxville, Tenn.)

—Leading Scorers—

Ralph Carlisle (Jr. F)	9.9
Joe Hagan (Jr. F)	7.3
Homer Thompson (So. C)	4.9
Walter Hodge (Sr. G)	3.7
Bernie Opper (So. G)	3.5

1937-38 (13-5, 6-0 SEC)

Coach: Adolph Rupp

Captain: J. Rice Walker

D.15	BEREA	69W5
D.18	CINCINNATI	38-21W
D.22	CENTENARY	35-25 W
D.29	1 Pittsburgh	40-29W
J.8	at Michigan State	38-43 L
J.10	at Detroit	26-34L
J.15	at Notre Dame	37-47 L
J.22	* TENNESSEE	52-27 W
J.29	* at Vanderbilt	42-19W
J.31	2* Alabama	57-3W
F.5	at Xavier	32-39L
F.7	MICHIGAN STATE	44-27 W
F.12	* ALABAMA	28-24W
F.14	MARQUETTE	35-33 W
F.17	XAVIER	45-20
F.21	* VANDERBILT	48-24 W
F.26	* at Tennessee	29-26 W

SEC Tournament (Baton Rouge, La.)

M.3	3 Tulane	36-48
		731-512

- 1 Sugar Bowl Classic (Municipal Auditorium, New Orleans, La.)
- 2 Birmingham City Auditorium (Birmingham, Ala.)
- 3 Huey Long Fieldhouse (Baton Rouge, La.)

—Leading Scorers—

Joe Hagan (Sr. F)	10.1
Fred Curtis (Jr. F)	6.3
Bernie Opper (Jr. G)	5.6
Homer Thompson (Jr. C)	4.9
Mickey Rouse (So. G)	4.4

1938-39 (16-4, 5-2 SEC)

SEC Champions
SEC Tournament Champions

Coach: Adolph Rupp

Captain: Bernard Opper

D.2	GEORGETOWN	39-19 W
D.10	KENTUCKY WESLEYAN	57-18 W
D.17	CINCINNATI	44-27W
D.21	WASHINGTON & LEE	67-47 W
J.4	at Long Island	34-52 L
J.6	at St. Joseph's	41-30 W
J.14	1 Notre Dame	37-42L
J.21	* TENNESSEE	29-30 L
J.28	2* Alabama	38-41
J.30	* at Vanderbilt	51-37W
F.4	Marquette	37-31W
F.8	at Xavier	41-3W
F.11	* ALABAMA	45-27W
F.13	* MISSISSIPPI STATE	39-28 W
F.18	* at Tennessee	20T 36W4
F.21	XAVIER	43-20
F.25	* VANDERBILT	52-27 W

SEC Tournament (Knoxville, Tenn.)

M.2	3 Ole Miss	49-30
M.3	3 LSU	W3-34
M.4	3 at Tennessee	46-38 W
		878-646

- 1 Jefferson County Armory (Louisville, Ky.)
- 2 Birmingham City Auditorium (Birmingham, Ala.)
- 3 Alumni Memorial Gymnasium (Knoxville, Tenn.)

—Leading Scorers—

Fred Curtis (Sr. F)	9.2
Homer Thompson (Sr. C)	6.7
Keith Farnsley (So. F)	6.4

Mickey Rouse (Jr. G)	5.4
Marion Cluggish (Jr. C)	5.3

1939-40 (15-6, 4-4 SEC)

SEC Champions
SEC Tournament Champions
Sugar Bowl Champions

Coach: Adolph Rupp

Captain: Layton Rouse

D.9	BEREA	74-24 W
D.16	CINCINNATI	30-39 L
D.21	1 Clemson	55-31 W
D.27	2 Ohio State	36-30 W
J.1	KANSAS STATE	53-26 W
J.6	at Xavier	OT 42-41 W
J.8	WEST VIRGINIA	47-38 W
J.13	at Notre Dame	47-52 L
J.20	* TENNESSEE	35-26 W
J.27	3* Alabama	32-36 L
J.29	* at Vanderbilt	32-40 L
F.3	Marquette	51-45 W
F.10	* ALABAMA	46-18 W
F.12	XAVIER	37-29 W
F.13	* MISSISSIPPI STATE	45-37 W
F.17	* at Tennessee	23-27 L
F.19	* at Georgia Tech	39-44 L
F.24	* VANDERBILT	43-38 W

SEC Tournament (Knoxville, Tenn.)

F.29	4 Vanderbilt	44-34 W
M.1	4 at Tennessee	OT 30-29 W
M.2	4 Georgia	51-43 W
		892-724

- 1 American Enka Gymnasium (Asheville, N.C.)
- 2 Sugar Bowl Classic (Municipal Auditorium, New Orleans, La.)
- 3 Birmingham City Auditorium (Birmingham, Ala.)
- 4 Alumni Memorial Gymnasium (Knoxville, Tenn.)

—Leading Scorers—

Mickey Rouse (Sr. G)	8.3
Keith Farnsley (Jr. F)	7.2
Marion Cluggish (Sr. C)	7.2
Lee Huber (Jr. G)	5.4
Jim King (So. C)	3.9
Carl Combs (Jr. G)	3.9

1940-41 (17-8, 8-1 SEC)

Coach: Adolph Rupp

Captain: Lee Huber

D.7	ALUMNI	62-25 W
D.12	WEST VIRGINIA	46-34 W
D.13	MARYVILLE	53-14W
D.18	at Nebraska	39-40 L
D.19	at Creighton	45-54 L
D.20	at Kansas State	28-25 W
D.27	CENTENARY	70-18 W
D.30	1 Indiana	45-48 L
J.4	2 Notre Dame	47-48 L
J.9	at Xavier	48-43 W
J.11	at West Virginia	43-56 L
J.18	* at Tennessee	22-32 L
J.20	* at Georgia Tech	47-37 W
J.25	XAVIER	44-49 L
F.1	* at Vanderbilt	51-50W
F.3	* at Alabama	38-36 W
F.8	* ALABAMA	46-38 W
F.10	* OLE MISS	60-41 W
F.15	* TENNESSEE	37-28 W
F.17	* GEORGIA TECH	60-41 W
F.24	* VANDERBILT	58-31 W

SEC Tournament (Louisville, Ky.)

F.27	2 Ole Miss	62-52 W
F.28	2 Tulane	59-30 W
M.1	2 Alabama	39-37 W
M.1	2 Tennessee	33-36 L
		1182-943

- 1 Sugar Bowl Classic (Municipal Auditorium, New Orleans, La.)

2 Jefferson County Armory (Louisville, Ky)

—Leading Scorers—

Jim King (Jr. C)	6.0
Lee Huber (Sr. G)	5.9
Keith Farnsley (Sr. F)	5.8
Mel Brewer (So. C)	5.1
Milt Ticoo (So. C-F)	4.8

1941-42 (19-6, 6-2 SEC)

NCAA Final Four
SEC Champions
SEC Tournament Champions

Coach: Adolph Rupp
Captain: Carl Staker

D.6	MIAMI, OHIO	35-21	W
D.13	at Ohio State	41-43	L
D.16	NEBRASKA	42-27	W
D.22	SOUTH CAROLINA	64-25	W
D.30	TEXAS A&M	49-29	W
J.2	WASHINGTON & LEE	62-32	W
J.10	at Xavier	40-39	W
J.17	* at Tennessee	40-46	L
J.19	* at Georgia	51-28	W
J.20	* at Georgia Tech	63-53	W
J.24	MEXICO	56-30	W
J.31	* GEORGIA	55-38	W
F.2	* at Alabama	35-41	L
F.7	at Notre Dame	43-46	L
F.9	* ALABAMA	50-34	W
F.14	* TENNESSEE	36-33	W
F.16	* GEORGIA TECH	57-51	W
F.21	XAVIER	44-36	W

SEC Tournament (Louisville)

F.26	Florida	40-66	L
F.27	Ole Miss	59-32	W
F.28	Auburn	40-41	L
F.28	Alabama (finals)	36-34	W

Postseason Game (Louisville)

M.14	Great Lakes Navy	47-58	L
------	------------------	-------	---

NCAA Tournament (New Orleans, La.)

M.20	Illinois	48-44	L
M.21	Dartmouth	28-47	L
		1161-928	

—Leading Scorers—

Marvin Akers (Jr. G)	7.6
Mel Brewer (Jr. C)	7.0
Milt Ticoo (Jr. F)	5.8
Ermal Allen (Sr. F)	4.9
Ken England (Jr. G)	4.9

1942-43 (17-6, 8-1 SEC)

Coach: Adolph Rupp

Co-Captains: Marvin Akers and Melvin Brewer

D.12	CINCINNATI	61-39	W
D.19	WASHINGTON	45-38	W
D.23	1 Indiana	52-48	L
J.2	OHIO STATE	40-45	L
J.4	FORT KNOX	64-30	W
J.9	at Xavier	43-39	W
J.16	* at Tennessee	30-28	W
J.18	* at Georgia	60-28	W
J.19	* at Georgia Tech	38-36	W
J.23	1 Notre Dame	60-55	W
J.26	* VANDERBILT	39-38	W
J.30	* at Alabama	32-41	L
F.1	* at Vanderbilt	54-43	W
F.6	* ALABAMA	67-41	W
F.8	XAVIER	48-36	W
F.13	* TENNESSEE	53-29	W
F.15	* GEORGIA TECH	58-31	W
F.20	at DePaul	44-53	L

SEC Tournament (Louisville, Ky)

F.25	1 Tulane	49-51	L
F.26	1 Georgia	59-30	W
F.27	1 Mississippi State	52-43	W

F.27	1 Tennessee	30-33	L
------	-------------	-------	---

Postseason Game (Louisville, Ky)

M.6	1 Great Lakes Navy	39-53	L
		1116-897	

1 Jefferson County Armory (Louisville, Ky)

—Leading Scorers—

Milt Ticoo (Sr. F)	10.1
Mel Brewer (Sr. C)	8.3
Marvin Akers (Sr. G)	7.1
Mulford Davis (So. F)	7.1
Kenny Rollins (So. G)	5.3

1943-44 (19-2)

SEC Champions
SEC Tournament Champions

Coach: Adolph Rupp

D.1	FORT KNOX	51-18	W
D.4	BEREA (Naval V-12)	54-40	W
D.11	1 Indiana	66-41	W
D.13	at Ohio State	40-28	W
D.18	CINCINNATI	58-30	W
D.20	at Illinois	41-43	L
D.28	2 Carnegie Tech	61-14	W
D.30	at St. John's	44-38	W
J.8	1 Notre Dame	55-54	W
J.15	WRIGHT FIELD	61-28	W
J.31	FORT KNOX A.R.C.	76-48	W
F.4	DePAUW	38-35	W
F.7	ILLINOIS	51-40	W
F.12	at Cincinnati	38-34	W
F.26	OHIO	51-35	W

SEC Tournament (Louisville, Ky)

M.2	1 Georgia	57-29	W
M.3	1 LSU	55-28	W
M.4	1 Tulane	62-46	W

NIT (New York, N.Y.)

M.20	2 Utah	46-38	W
M.22	2 St. John's	45-48	L
M.24	2 Oklahoma State (cons.)	45-29	W
		1095-724	

1 Jefferson County Armory (Louisville, Ky)

2 Madison Square Garden (New York, N.Y.)

—Leading Scorers—

Bob Brannum (Fr. C)	12.1
Jack Tingle (Fr. F)	8.4
Jack Parkinson (Fr. G)	7.0
Wilbur Schu (So. G)	6.2
Tom Moseley (So. G)	4.2

1944-45 (22-4, 4-1 SEC)

SEC Champions
SEC Tournament Champions

Coach: Adolph Rupp

D.2	FORT KNOX	56-23	W
D.4	BEREA	56-32	W
D.9	CINCINNATI	66-24	W
D.16	1 Indiana	61-43	W
D.23	OHIO STATE	OT 53-48	W
D.26	2 Wyoming	50-46	W
D.30	at Temple	45-44	W
J.1	at Long Island	OT 62-52	W
J.6	OHIO	59-46	W
J.8	ARKANSAS STATE	75-6	W
J.13	MICHIGAN STATE	66-35	W
J.20	* at Tennessee	34-35	L
J.22	* at Georgia Tech	64-58	W
J.27	1 Notre Dame	OT 58-59	L
J.29	* GEORGIA	73-37	W
F.3	* GEORGIA TECH	51-32	W
F.5	at Michigan State	50-66	L
F.17	* TENNESSEE	40-34	W
F.19	at Ohio	61-38	W
F.24	at Cincinnati	65-35	W

SEC Tournament (Louisville, Ky)

M.1	1 Florida	57-35	W
-----	-----------	-------	---

M.2	1	LSU	108-37
M.3	1	Alabama	52-47
M.3	1	Tennessee	39-35W
NCAA Tournament (New York, N.Y.)			
M.22	3	Ohio State	37-45 L
M.24	3	Tufts (consolation)	66-56 W
1464-1042			
1 Jefferson County Armory (Louisville, Ky)			
2 Buffalo Memorial Auditorium (Buffalo, N.Y.)			
3 Madison Square Garden (New York, N.Y.)			
—Leading Scorers—			
Alex Groza (Fr. C)		16.5	
Jack Tingle (So. F)		11.5	
Jack Parkinson (So. G)		10.4	
Wilbur Schu (Jr. F)		8.0	
Kenton Campbell (Fr. C)		6.3	

1945-46 (28-2, 6-0 SEC)

NIT Champions
SEC Champions
SEC Tournament Champions

Coach: Adolph Rupp
Captain: Jack Parkinson

D.1	FORT KNOX	59-34 W	
D.7	WESTERN ONTARIO	51-42 W	
D.8	WESTERN ONTARIO	71-28 W	
D.15	CINCINNATI	67-31 W	
D.18	ARKANSAS	67-42 W	
D.21	OKLAHOMA	43-33 W	
D.29	at St. John's	73-59W	
J.1	at Temple	45-53 L	
J.5	OHIO	57-48	
J.7	FORT BENNING	81-25 W	
J.12	at Michigan State	55-44 W	
J.14	at Xavier	62-30	
J.19	* at Tennessee	50-32 W	
J.21	* at Georgia Tech	68-43 W	
J.26	1 Notre Dame	47-56 L	
J.28	* GEORGIA TECH	54-26 W	
F.5	MICHIGAN STATE	59-51 W	
F.4	* at Vanderbilt	58-37W	
F.9	2* Vanderbilt	64-3W	
F.16	* TENNESSEE	54-34 W	
F.19	at Ohio	60-62	
F.23	XAVIER	83-40	
SEC Tournament (Louisville, Ky)			
F.28	1 Auburn	69-24	
M.1	1 Florida	69-82	
M.2	1 Alabama	59-30	
M.2	1 LSU	109-36	
Postseason Game (Louisville, Ky)			
M.9	1 Temple	54-43	
NIT (New York, N.Y.)			
M.16	3 Arizona	77-63	
M.18	3 West Virginia	59-51 W	
M.20	3 Rhode Island (finals)	46-45 W	
1821-1194			

1 Jefferson County Armory (Louisville, Ky)
2 Paducah Tilghman Gym (Paducah, Ky.)
3 Madison Square Garden (New York, N.Y.)

—Leading Scorers—

Jack Parkinson (6-0 Jr. G)	11.3
Wallace Jones (6-4 Fr. F)	9.7
Ralph Beard (5-10 Fr. G)	9.3
Jack Tingle (6-3 Jr. F)	9.2
Wilbur Schu (6-4 Sr. F)	7.7

1946-47 (34-3, 11-0 SEC)

SEC Champions
SEC Tournament Champions

Coach: Adolph Rupp
Captain: Ken Rollins

N.28	INDIANA CENTRAL	78-36 W
N.30	* TULANE	64-39
D.2	FORT KNOX	68-31 W

D.7	at Cincinnati	80-49W	
D.9	IDAHO	65-35 W	
D.12	1 DePaul	65-45 W	
D.14	TEXAS A&M	83-18 W	
D.16	MIAMI, OHIO	62-49 W	
D.21	2 St. John's	70-50 W	
D.23	BAYLOR	75-34 W	
D.28	WABASH	96-24 W	
D.30	3 Oklahoma State	31-37 L	
J.4	OHIO	46-36W	
J.11	Dayton U	70-29 W	
J.13	* at Vanderbilt	82-30W	
J.18	* at Tennessee	54-39 W	
J.20	* at Georgia Tech	70-47 W	
J.21	* at Georgia	84-45 W	
J.25	XAVIER	71-34 W	
J.27	MICHIGAN STATE	86-36 W	
F.1	1 Notre Dame	60-30 W	
F.3	* at Alabama	48-37 W	
F.8	at DePaul	47-53	
F.10	* GEORGIA	81-40 W	
F.15	* TENNESSEE	61-46 W	
F.17	* ALABAMA	63-33 W	
F.19	at Xavier	58-31 W	
F.21	* VANDERBILT	84-41 W	
F.22	* GEORGIA TECH	83-46 W	
SEC Tournament (Louisville, Ky)			
F.27	1 Vanderbilt	98-29 W	
F.28	1 Auburn	84-18 W	
M.1	1 Georgia Tech	75-53 W	
M.1	1 Tulane	55-38 W	
Postseason Game (Louisville, Ky)			
M.8	1 Temple	68-29 W	
NIT (New York, N.Y.)			
M.17	2 Long Island	66-62 W	
M.19	2 North Carolina State	60-42 W	
M.24	2 Utah	45-49	
2536-1416			

1 Jefferson County Armory (Louisville, Ky.)
2 Madison Square Garden (New York, N.Y.)
3 Sugar Bowl Classic (Municipal Auditorium, New Orleans, La.)

—Leading Scorers—

Ralph Beard (5-10 So. G)	10.9
Alex Groza (6-7 So. C-F)	10.6
Kenneth Rollins (6-0 Jr. G)	8.4
Joe Holland (6-4 Sr. F)	6.2
Wallace Jones (6-4 So. C)	5.9

1947-48 (36-3, 9-0 SEC)

World Champions (Olympic Games)
National Champions
SEC Champions
SEC Tournament Champions

Coach: Adolph Rupp
Captain: Kenneth Rollins

N.29	INDIANA CENTRAL	80-41 W
D.1	FORT KNOX	80-41 W
D.5	TULSA	72-18 W
D.6	TULSA	71-22 W
D.10	1 DePaul	74-50 W
D.13	at Cincinnati	67-31W
D.17	XAVIER	79-37 W
D.20	at Temple	59-60
D.23	at St. John's	52-40W
J.2	at Creighton	65-23W
J.3	WESTERN ONTARIO	98-41 W
J.5	at Miami, Ohio	67-53 W
J.10	at Michigan State	47-45 W
J.12	at Ohio	79-57 W
J.17	* at Tennessee	65-54 W
J.19	* at Georgia Tech	71-56 W
J.20	* at Georgia	88-51 W
J.24	CINCINNATI	70-43W
J.31	at DePaul	68-51 W
F.2	at Notre Dame	55-64 L
F.5	* at Alabama	41-31 W
F.7	2 Washington, St. Louis	69-39 W

F9	*	at Vanderbilt	82-51	W
F14	*	TENNESSEE	69-42	W
F16	*	ALABAMA	63-33	W
F20	*	VANDERBILT	79-43	W
F21	*	GEORGIA TECH	78-54	W
F24	1	Temple	58-88	
F28		at Xavier	59-37	

SEC Tournament (Louisville, Ky.)

M.4	1	Florida	87-61	
M.5	1	LSU	63-47	
M.6	1	Tennessee	70-47	W
M.6	1	Georgia Tech (finals)	54-43	W

NCAA Tournament (New York, N.Y.)

M.18	3	Columbia	76-50	
M.20	3	Holy Cross	60-52	W
M.23	3	Baylor	50-42	

Olympic Trials (New York, N.Y.)

M.27		Louisville	91-30	
M.29		Baylor	77-59	

(Championship Collegiate Bracket)

M.31		PHILLIPS OILERS (AAU CHAMPS)	49-53	L
------	--	------------------------------	-------	---

2690-1730

- 1 Jefferson County Armory (Louisville, Ky.)
- 2 Ellis Auditorium (Memphis, Tenn.)
- 3 Madison Square Garden (New York, N.Y.)

Olympic Team Exhibition Games

UK vs. Phillips Oilers

Jun30	at	Tulsa, Okla.	52-60	L
Jul2		at Kansas City, Mo.	207	70-69 W
Jul7		at Lexington, Ky.	50-56	L

Olympic Games (London, England)

Jul30		Switzerland	86-21	W
Aug2		Czechoslovakia	53-28	W
Aug3		Argentina	59-50	W
Aug4		Egypt	88-28	W
Aug6		Peru	61-33	W
Aug9		Uruguay	63-38	W
Aug11		Mexico	71-40	W
Aug13		France (Gold Medal game)	65-21	W

World Champions

—Leading Scorers—

Alex Groza (6-7 Jr. C)	12.5
(488 TP in 39 games)	
Ralph Beard (5-10 Jr. G)	12.5
Wallace Jones (6-4 Jr. C-F)	9.3
James Line (6-2 So. F)	6.9
Kenneth Rollins (6-0 Sr. G)	6.6

1948-49 (32-2, 13-0 SEC)

National Champions
SEC Champions
SEC Tournament Champions
Ranked 1st AP
Loser NIT in attempted "Grand Slam"

Coach: Adolph Rupp				
N.29		INDIANA CENTRAL	74-38	W
D.8	1	DePaul	67-86	
D.10		TULSA	81-27	
D.13		ARKANSAS	76-39	W
D.16		at Holy Cross	51-48	W
D.18		at St. John's	57-30	W
D.22	1*	Tulane	51-47	
D.29	2	Tulane	78-47	
D.30	2	Saint Louis	40-42	L
J.11	3	Bowling Green	63-61	W
J.15	*	at Tennessee	66-51	W
J.17	*	at Georgia Tech	56-45	W
J.22		at DePaul	2/NR	56-45 W
J.29	1	Notre Dame	2/NR	62-38 W
J.31	*	at Vanderbilt	2/NR	72-50 W
F.2	*	at Alabama	1/NR	56-40 W
F.3	4*	Ole Miss	1/NR	75-45 W
F.5	5	Bradley	1/18	62-52 W
F.8	*	TENNESSEE	1/NR	71-56 W
F.12		XAVIER	1/NR	96-50 W
F.14	*	ALABAMA	1/NR	74-32 W

F.16	*	OLE MISS	1/NR	85-31 W
F.19	*	GEORGIA TECH	1/NR	78-32 W
F.21	*	GEORGIA	1/NR	95-40 W
F.24		at Xavier	1/NR	51-40 W
F.26	*	VANDERBILT	1/NR	70-37 W

SEC Tournament (Louisville, Ky.)

M.3	1	Florida	1/NR	73-36 W
M.4	1	Auburn	1/NR	70-39 W
M.5	1	Tennessee	1/NR	83-44 W
M.5	1	Tulane	1/7	68-52 W

NIT (New York, N.Y.)

M.14	6	Loyola, Chicago	1/16	56-67 L
------	---	-----------------	------	---------

NCAA Eastern Regional (New York, N.Y.)

M.21	6	Villanova	1/5	85-72 W
M.22	6	Illinois	1/4	76-47 W

NCAA Finals (Seattle, Wash.)

M.26	7	Oklahoma State	1/2	46-36 W
------	---	----------------	-----	---------

2320-1492

- 1 Jefferson County Armory (Louisville, Ky.)
- 2 Sugar Bowl Classic (Municipal Auditorium, New Orleans, La.)
- 3 Cleveland Arena (Cleveland, Ohio)
- 4 Ellis Auditorium (Memphis, Tenn.)
- 5 Owensboro Sportscenter (Owensboro, Ky.)
- 6 Madison Square Garden (New York, N.Y.)
- 7 Edmundson Pavilion (Seattle, Wash.)

—Leading Scorers—

Alex Groza (6-7 Sr. C)	20.5
Ralph Beard (5-10 Sr. G)	10.8
Wallace Jones (6-4 Sr. F-C)	8.6
Cliff Barker (6-2 Sr. G-F)	7.3
Dale Barnstable (6-3 Jr. F-G)	6.1

1949-50 (25-5, 11-2 SEC)

SEC Champions
SEC Tournament Champions
Sugar Bowl Champions
Ranked 3rd AP

Coach: Adolph Rupp				
Captain: Dale Barnstable				
D.3		INDIANA CENTRAL	84-61	W
D.10		WESTERN ONTARIO	90-18	W
D.15		at St. John's	58-69	L
D.21	1	DePaul	49-47	W
D.23		at Purdue	60-54	W
D.29	2	Villanova	OT 57-56	W
D.30	2	Bradley (finals)	71-66	W
J.2	3	Arkansas	57-53	W
J.4	4*	Mississippi State	87-55	W
J.9		NORTH CAROLINA	2/NR	83-44 W
J.14	*	at Tennessee	2/NR	53-66 L
J.16	*	at Georgia Tech	2/NR	61-47 W
J.17	*	at Georgia	5/NR	60-71 L
J.21		at DePaul	5/NR	86-53 W
J.23		at Notre Dame	5/NR	51-64 L
J.26		at Xavier	4/NR	58-47 W
J.28	*	GEORGIA	4/NR	88-56 W
J.30	*	at Vanderbilt	4/NR	58-54 W
F.2	*	at Alabama	6/NR	66-64 W
F.4	5*	Ole Miss	6/NR	61-55 W
F.11	*	TENNESSEE	7/NR	79-52 W
F.13	*	ALABAMA	7/NR	77-57 W
F.15	*	OLE MISS	5/NR	90-50 W
F.18	*	GEORGIA TECH	5/NR	97-62 W
F.23		XAVIER	5/NR	58-53 W
F.25	*	VANDERBILT	5/NR	70-66 W

SEC Tournament (Louisville, Ky.)

M.3	1	Mississippi State	4/NR	56-46 W
M.4	1	Georgia	4/NR	79-63 W
M.4	1	Tennessee	4/NR	95-58 W

NIT (New York, N.Y.)

M.14	6	CCNY	3/NR	50-89 L
------	---	------	------	---------

2089-1696

- 1 Jefferson County Armory (Louisville, Ky.)
- 2 Sugar Bowl Classic (Municipal Auditorium, New Orleans, La.)
- 3 Little Rock, Ark.
- 4 Owensboro Sportscenter (Owensboro, Ky.)
- 5 Ellis Auditorium (Memphis, Tenn.)

6 Madison Square Garden (New York, N.Y.)

—Leading Scorers—

Bill Spivey (7-0 So. C)	19.3
Jim Line (6-2 Sr. F)	13.1
Walt Hirsch (6-4 Jr. F)	9.9
Bobby Watson (5-10 So. G)	7.5
Dale Barnstable (6-3 Sr. G)	5.9

**Memorial Coliseum Era
(1950-1975)**

1950-51 (32-2, 14-0 SEC)

National Champions
SEC Champions
Ranked 1st AP, 1st UPI

Coach: Adolph Rupp

Captain: Walt Hirsch

D.1	WEST TEXAS STATE	73-43	W
D.9	PURDUE	70-50 ^W	
D.12	at Xavier	67-56 ^W	
D.14	* FLORIDA	85-30 ^W	
D.16	KANSAS	68-39 ^W	
D.23	at St. John's	1/13 43-37	W
D.29	1 Saint Louis	1/NR OT 42-43	L
D.30	1 Syracuse	1/NR 69-59	W
J.5	* AUBURN	3/NR 79-35	W
J.8	DePAUL	3/NR 63-55	W
J.13	* ALABAMA	3/NR 65-48	W
J.15	NOTRE DAME	3/NR 69-44	W
J.20	* at Tennessee	2/NR 70-45	W
J.22	* at Georgia Tech	2/NR 82-61	W
J.27	* at Vanderbilt	1/NR 74-49	W
J.29	* at Tulane	1/NR 104-68	W
J.31	* at LSU	1/NR 81-59	W
F.2	* at Mississippi State	1/NR 80-60	W
F.3	2* Ole Miss	1/NR 86-39	W
F.9	* GEORGIA TECH	1/NR 75-42	W
F.13	XAVIER	1/NR 78-51	W
F.17	* TENNESSEE	1/NR 86-61	W
F.19	at DePaul	1/NR 60-57	W
F.23	* GEORGIA	1/NR 88-41	W
F.24	* VANDERBILT	1/NR 89-57	W

SEC Tournament (Louisville, Ky.)

M.1	3 Mississippi State	1/NR 92-70	W
M.2	3 Auburn	1/NR 84-54	W
M.3	3 Georgia Tech	1/NR 82-56	W
M.3	3 Vanderbilt	1/NR 57-61	L
M.13	LOYOLA, CHICAGO	1/NR 97-61	W

NCAA First Round (Raleigh, N.C.)

M.20	4 Louisville	1/NR 79-68	W
------	--------------	------------	---

NCAA Eastern Regional (New York, N.Y.)

M.22	5 St. John's	1/9 59-43	W
M.24	5 Illinois	1/5 76-74	W

NCAA National Finals (Minneapolis, Minn.)

M.27	6 Kansas State	1/4 68-58	W
2540-1783			

1 Sugar Bowl Classic (Municipal Auditorium, New Orleans, La.)

2 Owensboro Sportscenter (Owensboro, Ky.)

3 Jefferson County Armory (Louisville, Ky.)

4 Reynolds Coliseum (Raleigh, N.C.)

5 Madison Square Garden (New York, N.Y.)

6 Williams Arena (Minneapolis, Minn.)

Exhibition Game

Apr.27	KY ALL-STARS	92-49	W
--------	--------------	-------	---

Puerto Rico Exhibition Tour

Aug.25	San German Ath.	86-38	W
Aug.26	Ponce Lions	83-43	W
Aug.27	San Turce	93-40 ^W	
Aug.29	Univ. of Puerto Rico	91-44	W
Sep.2	U.S. Navy (called at half - rain)	52-23	W
Sep.3	Puerto Rico	75-46	W

(N1) Owensboro, Ky.

—Leading Scorers—

Bill Spivey (7-0 Jr. C)	19.2
Shelby Linville (6-5 Jr. F)	10.4
Bobby Watson (5-10 Jr. G)	10.4
Frank Ramsey (6-3 So. G)	10.1
Cliff Hagan (6-4 So. C)	9.2
Walt Hirsch (6-3 Sr. F)	9.1

1951-52 (29-3, 14-0 SEC)

SEC Champions
SEC Tournament Champions
Runner-Up Sugar Bowl
Ranked 1st AP, 1st UPI

Coach: Adolph Rupp

Captain: Robert Watson

D.8	WASHINGTON & LEE	96-46	W
D.10	at Xavier	1/NR 97-72	W
D.13	at Minnesota	1/NR 57-61	L
D.17	ST. JOHN'S	2/1 81-40	W
D.20	DePAUL	2/NR 98-60	W
D.26	UCLA	1/16 84-53	W
D.28	1 Brigham Young	1/NR 84-64	W
D.29	1 Saint Louis	1/12 60-61	L
J.3	2 Ole Miss	4/NR 116-58	W
J.5	* LSU	4/NR 57-47	W
J.7	XAVIER	4/NR 83-50	W
J.12	* at Florida	3/NR 99-52	W
J.14	3* Georgia	3/NR 95-55	W
J.19	* at Tennessee	3/NR 65-56	W
J.21	* at Georgia Tech	3/NR 96-51	W
J.26	* at Alabama	3/NR 71-67	W
J.28	* at Vanderbilt	3/NR 88-51	W
J.30	* at Auburn	1/NR 88-48	W
F.2	4 Notre Dame	1/NR 71-66	W
F.4	* TULANE	1/NR 103-54	W
F.6	* OLE MISS	1/NR 81-61	W
F.9	* GEORGIA TECH	1/NR 93-42	W
F.11	* MISSISSIPPI STATE	1/NR 110-66	W
F.16	* TENNESSEE	1/NR 95-40	W
F.21	* VANDERBILT	1/NR 75-45	W
F.23	at DePaul	1/NR 63-61	W

SEC Tournament (Louisville, Ky.)

F.28	3 Georgia Tech	1/NR 80-59	W
F.29	3 Tulane	1/NR 85-61	W
M.1	3 Tennessee	1/NR 81-66	W
M.1	3 LSU	1/NR 44-43	W

NCAA Eastern Regional (Raleigh, NC)

M.21	5 Penn. State	1/NR 82-54	W
M.22	5 St. John's	1/10 57-64	L

2635-1774

1 Sugar Bowl Classic (Municipal Auditorium, New Orleans, La.)

2 Owensboro Sportscenter (Owensboro, Ky.)

3 Jefferson County Armory (Louisville, Ky.)

4 Chicago Stadium (Chicago, Ill.)

5 Reynolds Coliseum (Raleigh, N.C.)

—Leading Scorers—

Cliff Hagan (6-4 Jr. C)	21.6
Frank Ramsey (6-3 Jr. G)	15.9
Bobby Watson (5-10 Sr. G)	13.1
Lou Tsiotoropoulos (6-5 Jr. F)	7.9
Lucian Whitaker (6-0 Sr. F)	7.8

1952-53—No Schedule.

Under suspension by NCAA
Intra Squad Scrimmage Results

Coach: Adolph Rupp

Co-Captains: Cliff Hagan and Frank Ramsey

D.13	Varsity	76	Freshman	45
J.19	Ramsey's	71	Hagan's	50
F.4	Hagan's	68	Ramsey's	55
F.28	Blues	49	Whites	47

264

197

1953-54 (25-0, 14-0 SEC)

SEC Champions
UKIT Champions
Ranked 1st AP, 2nd UPI
Declined NCAA Berth

Coach: Adolph Rupp

Co-Captains: Cliff Hagan and Frank Ramsey

D.5	TEMPLE		86-59	
D.12	at Xavier	2/NR	81-66	W
D.14	WAKE FOREST	2/NR	101-69	W
D.18	at Saint Louis	2/NR	71-59	W
D.21 1	DUKE	2/13	85-69	W
D.22 1	LASALLE	2/16	73-60	W
D.28	MINNESOTA	2/8	74-69	W
J.4	XAVIER	1/NR	77-71	W
J.9 *	GEORGIA TECH	1/NR	105-53	W
J.11	DePAUL	1/NR	81-63	W
J.16 *	TULANE	1/NR	94-43	W
J.23 *	at Tennessee	1/NR	97-71	W
J.30 *	at Vanderbilt	1/NR	85-63	W
F.2 2*	Georgia Tech	1/NR	99-48	W
F.4 *	GEORGIA	1/NR	106-55	W
F.6 3*	Georgia	1/NR	100-68	W
F.8 *	at Florida	1/NR	97-55	W
F.13 *	OLE MISS	1/NR	88-62	W
F.15 *	MISSISSIPPI STATE	1/NR	81-49	W
F.18 *	TENNESSEE	2/NR	90-63	W
F.20	at DePaul	2/NR	76-61	W
F.22 *	VANDERBILT	2/NR	100-64	W
F.27 4*	Auburn	2/NR	109-79	W
M.1 *	at Alabama	2/NR	68-43	W
M.9 5	LSU	1/8	63-56	W

2187-1508

- 1 UK Invitation Tournament (Lexington, Ky.)
- 2 Jefferson County Armory (Louisville, Ky.)
- 3 Owensboro Sportscenter (Owensboro, Ky.)
- 4 Garrett Coliseum (Montgomery, Ala.)
- 5 SEC Playoff (Memorial Gym, Nashville, Tenn.) Kentucky and LSU tied for league title due to a schedule disagreement. Kentucky won but declined NCAA bid.

—Leading Scorers—

Cliff Hagan (6-4 Sr. C)	24.0
Frank Ramsey (6-3 Sr. G)	19.6
Lou Tsioropoulos (6-5 Sr. F)	14.5
Billy Evans (6-1 Jr. F)	8.4
Gayle Rose (6-0 Jr. G)	6.7

1954-55 (23-3, 12-2 SEC)

SEC Champions
UKIT Champions
Ranked 2nd AP, 2nd UPI

Coach: Adolph Rupp

Captain: Bill Evans

D.4	LSU		W4-58	
D.11	at Xavier	2/NR	73-69	W
D.18	TEMPLE	2/NR	79-61	W
D.21 1	UTAH	1/2	70-65	W
D.22 1	LASALLE	1/4	63-54	W
D.30	SAINT LOUIS	1/NR	82-65	W
J.1	at Temple	1/NR	101-69	W
J.8 *	GEORGIA TECH	1/NR	58-59	L
J.10	DePAUL	1/NR	92-59	W
J.15 *	at Tulane	1/NR	58-44	W
J.17 *	at LSU	1/NR	64-62	W
J.22 *	at Tennessee	1/NR	84-66	W
J.29 *	at Vanderbilt	1/18	75-71	W
J.31 *	at Georgia Tech	1/NR	59-65	L
F.3 *	FLORIDA	1/NR	87-63	W
F.5 2*	Ole Miss	1/NR	84-66	W
F.7 *	at Mississippi State	1/NR	61-56	W
F.9 *	GEORGIA	2/NR	86-40	W
F.14	XAVIER	2/NR	66-55	W
F.19	at DePaul	2/NR	76-72	W
F.21 *	VANDERBILT	2/20	77-59	W

F.26 *	AUBURN	2/NR	93-59	W
F.28 *	ALABAMA	2/12	66-52	W
M.5 *	TENNESSEE	2/NR	104-61	W
NCAA Eastern Regional (Evanston, IL)				
M.11 3	Marquette	2/8	71-79	L
M.12 3	Penn State (consolation)	2/NR	84-59	W

1987-1588

- 1 UK Invitation Tournament (Lexington, Ky.)
- 2 Ellis Auditorium (Memphis, Tenn.)
- 3 McGaw Memorial Hall (Evanston, Ill.)

—Leading Scorers—

Bob Burrow (6-7 Jr. C)	19.0
Billy Evans (6-1 Jr. F)	13.9
Phil Grawemeyer (6-7 Jr. F)	13.0
Jerry Bird (6-6 Jr. F)	10.7
Gayle Rose (6-0 Sr. G)	7.4

1955-56 (20-6, 12-2 SEC)

UKIT Runner-Up
Ranked 9th AP

Coach: Adolph Rupp

Captain: Phil Grawemeyer

D.3	at LSU		62-52	W
D.10	TEMPLE	2/NR	61-73	L
D.12	DePAUL	2/NR	71-69	W
D.15	at Maryland	12/NR	62-61	W
D.17	IDAHO	12/NR	91-49	W
D.20 1	MINNESOTA	9/NR	72-65	W
D.21 1	DAYTON	9/14	74-89	L
D.28	at Saint Louis	13/NR	101-80	W
J.7 *	GEORGIA TECH	6/NR	104-51	W
J.12 *	TULANE	5/NR	85-63	W
J.14 *	LSU	5/NR	107-65	W
J.21 *	at Tennessee	4/NR	95-68	W
J.28 *	at Vanderbilt	3/7	73-61	L
J.30 *	at Georgia Tech	3/NR	84-62	W
F.1	DUKE	8/10	81-76	W
F.4 2*	Auburn	8/NR	82-81	W
F.6 *	at Florida	8/NR	81-70	W
F.11 *	OLE MISS	7/NR	88-49	W
F.13 *	MISSISSIPPI STATE	7/NR	86-65	W
F.18	at DePaul	7/NR	79-81	L
F.20 *	VANDERBILT	7/6	76-55	W
F.25 2*	Alabama	8/7	77-101	L
F.27 3*	Georgia	8/NR	143-66	W
M.3 *	TENNESSEE	12/NR	101-77	W

NCAA Eastern Regional (Iowa City, Iowa)

M.16 3	Wayne	9/NR	84-64	W
M.17 3	at Iowa	9/5	77-89	L

2197-1802

- 1 UK Invitation Tournament (Lexington, Ky.)
- 2 Garrett Coliseum (Montgomery, Ala.)
- 3 Jefferson County Armory (Louisville, Ky.)
- 3 Iowa Fieldhouse (Iowa City, Iowa)

—Leading Scorers—

Bob Burrow (6-7 Sr. C)	21.1
Jerry Bird (6-6 Sr. F)	16.2
Vernon Hatton (6-3 So. G)	13.3
Gerry Calvert (5-11 Jr. G)	11.2
Phil Grawemeyer (6-7 Sr. F)	8.4

1956-57 (23-5, 12-2 SEC)

SEC Champions
UKIT Champions
Sugar Bowl Champions
Ranked 3rd AP, 3rd UPI

Coach: Adolph Rupp

Honorary Co-Captains: Ed Beck and Gerry Calvert

D.1	WASHINGTON & LEE		94-66	W
D.3	MIAMI, FLA.		114-75	W
D.8	at Temple		73-58	W
D.10	SAINT LOUIS		70-71	L
D.15	MARYLAND	3/NR	76-55	W

D.18	at Duke	7/13	84-85	L
D.21	1 SMU	7/4	73-67	W
D.22	1 ILLINOIS	7/5	91-70	W
D.28	2 Virginia Tech	3/NR	56-55	W
D.29	2 Houston	3/NR	111-76	W
J.5	* GEORGIA TECH	3/NR	95-72	W
J.7	LOYOLA, CHICAGO	3/NR	81-62	W
J.12	* at LSU	3/NR	51-46	W
J.14	* at Tulane	3/NR	60-68	L
J.19	* at Tennessee	4/NR	97-72	W
J.26	* at Vanderbilt	5/13	91-83	W
J.28	* at Georgia Tech	5/NR	76-65	W
J.30	* GEORGIA	4/NR	84-53	W
F.2	* FLORIDA	4/NR	88-61	W
F.8	3* Ole Miss	3/NR	75-69	W
F.11	* at Mississippi State	3/NR	81-89	L
F.15	at Loyola, Chicago	3/NR	115-65	W
F.18	* VANDERBILT	3/10	80-78	W
F.23	* ALABAMA	3/NR	79-60	W
F.25	* AUBURN	3/NR	103-85	W
M.2	* TENNESSEE	3/NR	93-75	W
NCAA Midwest Regional (Lexington, Ky.)				
M.15	PITTSBURGH	3/NR	98-92	W
M.16	MICHIGAN STATE	3/11	68-80	L
2357-1953				

- 1 UK Invitation Tournament (Lexington, Ky.)
- 2 Sugar Bowl Classic (Loyola Fieldhouse, New Orleans, La.)
- 3 Ellis Auditorium (Memphis, Tenn.)

—Leading Scorers—

Johnny Cox (6-4 So. F)	19.4
Gerry Calvert (5-11 Sr. G)	15.2
Vernon Hatton (6-3 Jr. G)	14.8
John Crigler (6-3 Jr. F)	10.3
Ed Beck (6-7 Jr. C)	9.5

1957-58 (23-6, 12-2 SEC)

National Champions
SEC Champions
Ranked 9th AP, 14th UPI

Coach: Adolph Rupp
Honorary Captain: Ed Beck

D.2	DUKE	7/6/74		
D.4	at Ohio State	61-54	W	
D.7	TEMPLE	30TW85-83		
D.9	at Maryland	62-71	L	
D.14	at Saint Louis	3/9	73-60	W
D.16	at SMU	3/NR	64-65	L
D.20	1 WEST VIRGINIA	5/8	70-77	L
D.21	1 MINNESOTA	5/10	78-58	W
D.23	UTAH STATE	5/NR	92-64	W
D.30	LOYOLA, CHICAGO	9/NR	75-42	W
J.4	* GEORGIA TECH	10/NR	76-60	W
J.6	* at Vanderbilt	10/NR	86-81	W
J.11	* LSU	9/NR	97-52	W
J.13	* TULANE	9/NR	86-50	W
J.18	* TENNESSEE	9/13	77-68	W
J.27	* at Georgia Tech	9/NR	52-71	L
J.29	2* Georgia	8/NR	74-55	W
J.31	* at Florida	8/NR	78-56	W
F.8	* OLE MISS	12/NR	96-65	W
F.10	* MISSISSIPPI STATE	12/17	72-62	W
F.15	at Loyola, Chicago	12/NR	56-57	L
F.17	* VANDERBILT	12/NR	65-61	W
F.22	3* Alabama	13/NR	OT 45-43	W
F.24	4* Auburn	13/NR	63-64	L
M.1	* at Tennessee	12/NR	77-66	W
NCAA MidEast Regional (Lexington, Ky.)				
M.4	MIAMI, OHIO	9/NR	94-70	W
M.15	NOTRE DAME	9/8	89-56	W
NCAA Final Four (Louisville, Ky.)				
M.21	5 Temple	9/5	61-60	W
M.22	5 Seattle	9/18	84-72	W
2166-1817				

- 1 UK Invitation Tournament (Lexington, Ky.)
- 2 Alexander Memorial Coliseum (Atlanta, Ga.)
- 3 Garrett Coliseum (Montgomery, Ala.)

- 4 Birmingham City Auditorium (Birmingham, Ala.)
- 5 Freedom Hall (Birmingham, Ala.)

—Leading Scorers—

Vernon Hatton (6-3 Sr. G)	17.1
Johnny Cox (6-4 Jr. F)	14.9
John Crigler (6-3 Sr. F)	13.6
Adrian Smith (6-0 Sr. G)	12.4
Ed Beck (6-7 Sr. C)	5.6

1958-59 (24-3, 12-2 SEC)

UKIT Champions
Ranked 2nd in Polls

Coach: Adolph Rupp

Honorary Captain: Johnny Cox

D.1	FLORIDA STATE	91-68	W	
D.6	at Temple	76-71	W	
D.8	at Duke	78-64	W	
D.11	SMU	2/18	72-60	W
D.13	SAINT LOUIS	2/9	76-57	W
D.15	MARYLAND	2/NR	OT 58-56	W
D.19	1 OHIO STATE	2/NR	95-76	W
D.20	1 WEST VIRGINIA	2/7	97-91	W
D.29	NAVY	1/NR	82-69	W
D.30	2 Illinois	1/NR	76-75	W
J.3	* GEORGIA TECH	1/NR	72-62	W
J.6	* at Vanderbilt	1/NR	66-75	L
J.10	* at LSU	1/NR	76-61	W
J.12	* at Tulane	1/NR	85-68	W
J.17	* TENNESSEE	2/NR	79-58	W
J.26	* at Georgia Tech	1/NR	94-70	W
J.29	* GEORGIA	1/NR	108-55	W
J.31	* FLORIDA	1/NR	94-51	W
F.7	3* Ole Miss	1/NR	97-72	W
F.9	* at Mississippi State	1/11	58-66	L
F.14	4 Notre Dame	1/NR	71-52	W
F.18	* VANDERBILT	3/NR	83-71	W
F.21	* AUBURN	3/2	75-56	W
F.23	* ALABAMA	3/NR	39-32	W
F.28	* at Tennessee	1/NR	69-56	W
NCAA MidEast Regional (Evanston, Ill.)				
M.13	5 Louisville	2/NR	61-76	L
M.14	5 Marquette (consolation)	2/20	98-69	W
2126-1737				

- 1 UK Invitation Tournament (Lexington, Ky.)
- 2 Freedom Hall (Louisville, Ky.)
- 3 Municipal Auditorium (Jackson, Miss.)
- 4 Chicago Stadium (Chicago, Ill.)
- 5 McGaw Memorial Hall (Evanston, Ill.)

—Leading Scorers—

Johnny Cox (6-4 Sr. F)	17.9
Billy Ray Lickert (6-3 So. G)	13.5
Bennie Coffman (6-0 Jr. G)	10.7
Don Mills (6-6 Jr. C)	10.5
Sid Cohen (6-1 Jr. G)	8.1
Dickie Parsons (5-10 So. G)	8.0

1959-60 (18-7, 10-4 SEC)

UKIT Runner Up

Coach: Adolph Rupp

Co-Captains: Bill Lickert and Don Mills

D.1	NORTHERN COLORADO	106-73	W	
D.4	UCLA	68-66	W	
D.5	at Southern California	73-87	L	
D.12	at Saint Louis	61-73	L	
D.14	at Kansas	OT 77-72		
D.18	1 NORTH CAROLINA	76-70	W	
D.19	1 WEST VIRGINIA	70-79	L	
D.22	2 Temple	13/NR	97-92	W
D.28	OHIO STATE	13/3	96-93	W
J.2	* GEORGIA TECH	13/10	54-62	L
J.5	* at Vanderbilt	NR/NR	76-59	W
J.9	* LSU	NR/NR	77-45	W
J.11	* TULANE	NR/NR	68-42	W

J.16	*	at Tennessee	17/NR	78-68	W
J.25	*	at Georgia Tech	16/6	44-65	L
J.27	3*	Georgia	15/NR	84-60	W
J.29	*	at Florida	15/NR	75-62	W
F.6	*	OLE MISS	NR/NR	61-43	W
F.8	*	MISSISSIPPI STATE	NR/NR	90-39	W
F.13		NOTRE DAME	NR/NR	68-65	W
F.16	*	VANDERBILT	NR/NR	68-60	W
F.20	*	at Auburn	NR/17	60-61	L
F.22	4*	Alabama	NR/NR	75-55	W
F.27	*	TENNESSEE	NR/NR	63-65	L
M.5		PITTSBURGH	NR/NR	73-66	W

1838-1842

- 1 UK Invitation Tournament (Lexington, Ky)
- 2 Freedom Hall (Louisville, Ky)
- 3 Municipal Coliseum (Columbus, Ga.)
- 4 Garrett Coliseum (Montgomery, Ala.)

—Leading Scorers—

Billy Ray Lickert (6-3 Jr. F-G)	14.4
Don Mills (6-6 Sr. C-F)	12.7
Sid Cohen (6-1 Sr. G)	10.7
Bennie Coffman (6-0 Sr. G)	10.2
Ned Jennings (6-9 Jr. C)	8.8

1960-61 (19-9, 10-4 SEC)

UKIT Runner-Up
Ranked 18th UPI

Coach: Adolph Rupp
Captain: Dick Parsons

D.1		VMI		W2-56	
D.3		FLORIDA STATE		58-63	L
D.7	1	Notre Dame		68-62	W
D.13	2	North Carolina	20/5	70-65	W
D.17		at Temple	20/NR	58-66	L
D.21	3	ILLINOIS	NR/NR	83-78	W
D.22	3	SAINT LOUIS	NR/16	OT 72-74	L
D.31		MISSOURI	19/NR	81-69	W
J.2		MIAMI, OHIO	19/NR	70-58	W
J.7	*	GEORGIA TECH	NR/NR	89-79	W
J.9	*	at Vanderbilt	NR/NR	62-64	L
J.13	*	at LSU	NR/NR	59-73	L
J.14	*	at Tulane	NR/NR	70-72	L
J.21	*	TENNESSEE	NR/NR	83-54	W
J.30	*	at Georgia Tech	NR/NR	60-62	L
F.4	*	FLORIDA	NR/NR	89-68	W
F.7	*	GEORGIA	NR/NR	74-67	W
F.11	4*	Ole Miss	NR/NR	74-60	W
F.13	*	at Mississippi State	NR/NR	68-62	W
F.17		UCLA	NR/NR	77-76	W
F.21	*	VANDERBILT	NR/NR	60-59	W
F.25	*	ALABAMA	NR/NR	80-53	W
F.27	*	AUBURN	NR/NR	77-51	W
M.4	*	at Tennessee	NR/NR	68-61	W
M.9	5	Vanderbilt	NR/NR	88-67	W
M.11	6	Marquette	NR/NR	72-88	L

NCAA Midwest Regional (Louisville, Ky.)

M.17	1	Morehead State	NR/NR	71-64	W
M.18	1	Ohio State	NR/1	74-87	L

2027-1858

- 1 Freedom Hall (Louisville, Ky)
- 2 Greensboro Coliseum (Greensboro, N.C.)
- 3 UK Invitation Tournament (Lexington, Ky)
- 4 Municipal Auditorium (Jackson, Miss.)
- 5 SEC Playoff (Knoxville, Tenn.) To determine SEC representative in NCAA Tournament after champion Mississippi State declined bid.
- 6 Chicago Stadium (Chicago, Ill.)

—Leading Scorers—

Billy Ray Lickert (6-3 Sr. F-G)	16.0
Roger Newman (6-4 Sr. F-G)	14.1
Larry Pursiful (6-1 Jr. G)	13.4
Ned Jennings (6-9 Sr. C)	11.5
Carroll Burchett (6-4 Jr. F-C)	5.1

1961-62 (23-3, 13-1 SEC)

SEC Co-Champions
UKIT Champions
Ranked 3rd AP, 3rd UPI

Coach: Adolph Rupp

Captain: Larry Pursiful

D.2		MIAMI, OHIO	NR/NR	93-61	W
D.4		SOUTHERN CAL	NR/4	77-79	L
D.11		SAINT LOUIS	NR/NR	86-77	W
D.16		BAYLOR	NR/NR	94-60	W
D.18		TEMPLE	NR/NR	78-55	W
D.22	1	TENNESSEE	NR/NR	96-69	W
D.23	1	KANSAS STATE	NR/4	80-67	W
D.27		YALE	6/NR	79-58	W
D.30	2	Notre Dame	6/NR	100-53	W
J.2		VIRGINIA	3/NR	93-73	W
J.6	*	GEORGIA TECH	3/NR	89-70	W
J.8	*	at Vanderbilt	3/NR	77-68	W
J.12	*	LSU	3/NR	84-63	W
J.15	*	at Tennessee	3/NR	95-82	W
J.29	*	at Georgia Tech	2/NR	71-62	W
J.31	3*	Georgia	2/NR	86-59	W
F.2	*	at Florida	2/NR	81-69	W
F.10	*	OLE MISS	2/NR	83-60	W
F.12	*	MISSISSIPPI STATE	2/9	44-49	L
F.19	*	VANDERBILT	2/NR	87-80	W
F.24	*	at Alabama	3/NR	73-65	W
F.26	*	at Auburn	3/NR	63-60	W
M.5	*	TULANE	4/NR	97-72	W
M.10	*	TENNESSEE	4/NR	90-59	W

NCAA Midwest Regional (Iowa City, IA)

M.16	4	Butler	3/NR	81-60	W
M.17	4	Ohio State	3/1	64-74	L

2141-1704

- 1 UK Invitation Tournament (Lexington, Ky)
- 2 Freedom Hall (Louisville, Ky)
- 3 Alexander Memorial Coliseum (Atlanta, Ga.)
- 4 Iowa Fieldhouse (Iowa City, Iowa)

—Leading Scorers—

Cotton Nash (6-5 So. C-F)	23.4
Larry Pursiful (6-1 Sr. G)	19.1
Carroll Burchett (6-4 Sr. C-F)	11.2
Scotty Baesler (6-0 Jr. G)	10.9
Roy Roberts (6-4 Jr. F)	7.0

1962-63 (16-9, 8-6 SEC)

UKIT Champions

Coach: Adolph Rupp

Captain: Scotty Baesler

D.1		VIRGINIA TECH	3/NR	77-80	L
D.8		at Temple	9/NR	56-52	W
D.12		FLORIDA STATE	NR/NR	63-54	W
D.15		NORTHWESTERN	NR/NR	71-60	W
D.17		NORTH CAROLINA	NR/NR	66-68	L
D.21	1	IOWA	9/NR	94-69	W
D.22	1	WEST VIRGINIA	9/7	79-75	W
D.27		DARTMOUTH	5/NR	95-49	W
D.29	2	Notre Dame	5/NR	78-70	W
D.31		at Saint Louis	5/NR	63-87	L
J.5	*	GEORGIA TECH	6/NR	OT 85-86	L
J.7	*	at Vanderbilt	6/NR	106-82	W
J.11	*	at LSU	NR/NR	63-56	W
J.12	*	at Tulane	NR/NR	81-72	W
J.19	*	TENNESSEE	NR/NR	OT 69-78	L
J.26		XAVIER	NR/NR	90-76	W
J.28	*	at Georgia Tech	NR/7	62-66	L
J.31	*	GEORGIA	NR/NR	74-67	W
F.2	*	FLORIDA	NR/NR	94-71	W
F.9	3*	Ole Miss	NR/NR	75-69	W
F.11	*	at Mississippi State	NR/8	52-56	L
F.18	*	VANDERBILT	NR/NR	67-69	L
F.23	*	AUBURN	NR/9	78-59	W
F.25	*	ALABAMA	NR/NR	80-63	W
M.2	*	at Tennessee	NR/NR	55-63	L

1893-1697

- 1 UK Invitation Tournament (Lexington, Ky.)
- 2 Freedom Hall (Louisville, Ky.)
- 3 Municipal Auditorium (Jackson, Miss.)

—Leading Scorers—

Cotton Nash (6-5 Jr. F-C)	20.6
*Charles Ishmael (6-5 Jr. G)	11.1
Ted Deeken (6-3 Jr. F)	9.8
Scotty Baesler (6-0 Sr G)	9.7
Roy Roberts (6-4 Sr F)	9.0
*Ineligible second semester	

1963-64 (21-6, 11-3 SEC)

SEC Champions
UKIT Champions
Sugar Bowl Champions
Ranked 4th AP, 3rd OUI

Coach: Adolph Rupp

Co-Captains: Cotton Nash and Ted Deeken

N.30	VIRGINIA	9/NR	75-64	W
D.2	TEXAS TECH	9/NR	107-91	W
D.7	at Northwestern	9/NR	95-63	W
D.9	NORTH CAROLINA	9/NR	100-80	W
D.14	BAYLOR	5/NR	101-65	W
D.20	1 WISCONSIN	2/NR	108-85	W
D.21	1 WAKE FOREST (finals)	2/NR	98-75	W
D.28	2 Notre Dame	2/NR	101-81	W
D.30	3 at Loyola, La.	2/NR	86-64	W
D.31	3 Duke	1/9	81-79	W
J.4	* at Georgia Tech	1/NR	67-76	L
J.6	* at Vanderbilt	1/6	83-85	L
J.10	* LSU	2/NR	103-84	W
J.11	* TULANE	2/NR	105-63	W
J.18	* TENNESSEE	4/NR	66-57	W
J.25	* GEORGIA TECH	5/NR	79-62	W
F.1	* at Florida	4/NR	77-72	W
F.3	* at Georgia	4/NR	103-83	W
F.8	* OLE MISS	3/NR	102-59	W
F.10	* MISSISSIPPI STATE	3/NR	65-59	W
F.17	* VANDERBILT	3/7	104-73	W
F.23	4* Auburn	3/NR	99-79	W
F.24	* at Alabama	3/NR	59-65	L
F.29	* at Tennessee	2/NR	42-38	W
M.2	2 SAINT LOUIS	2/NR	60-67	L
NCAA Midwest Regional (Minneapolis, Minn.)				
M.13	5 Ohio University	4/NR	69-85	L
M.14	5 Loyola, Chi. (consolation)	4/8	91-100	L
2326-1954				

- 1 UK Invitation Tournament (Lexington, Ky.)
- 2 Freedom Hall (Louisville, Ky.)
- 3 Sugar Bowl Classic (New Orleans, La.)
- 4 Garrett Coliseum (Montgomery, Ala.)
- 5 Williams Arena (Minneapolis, Minn.)

—Leading Scorers—

Cotton Nash (6-5 Sr. C-F)	24.0
Ted Deeken (6-3 Sr. F)	18.5
Larry Conley (6-3 So. F-C)	12.2
Terry Mobley (6-2 Jr. G)	9.4
Randy Embry (5-11 Jr. G)	7.2

1964-65 (15-10, 10-6 SEC)

UKIT Runner Up

Coach: Adolph Rupp
 Captain: Randy Embry

D.4	IOWA	11/NR	85-77	W
D.7	1 North Carolina	11/13	67-82	L
D.9	IOWA STATE	9/NR	100-74	W
D.12	SYRACUSE	9/NR	110-77	W
D.18	2 WEST VIRGINIA	8/NR	102-78	W
D.19	2 ILLINOIS	2/7	86-91	L
D.22	at Saint Louis	NR/9	75-80	L
D.29	3 Notre Dame	NR/NR	97-111	L

J.2	DARTMOUTH	NR/NR	107-67	W
J.5	* VANDERBILT	NR/NR	79-97	L
J.9	* at LSU	NR/NR	79-66	W
J.11	* at Tulane	NR/NR	102-72	W
J.16	* at Tennessee	NR/NR	58-77	L
J.18	* AUBURN	NR/NR	73-67	W
J.23	* at Florida	NR/NR	68-84	L
J.25	* at Georgia	NR/NR	102-82	W
J.30	* FLORIDA	NR/NR	78-61	W
F.1	* GEORGIA	NR/NR	96-64	W
F.6	* OLE MISS	NR/NR	102-65	W
F.8	* MISSISSIPPI STATE	NR/NR	74-56	W
F.16	* at Vanderbilt	NR/NR	90-91	L
F.20	* at Auburn	NR/NR	69-88	L
F.22	* at Alabama	NR/NR	71-75	L
F.27	* TENNESSEE	NR/NR	61-60	W
M.1	* ALABAMA	NR/NR	78-72	W
2109-1914				

- 1 Charlotte Coliseum (Charlotte, N.C.)
- 2 UK Invitation Tournament (Lexington, Ky.)
- 3 Freedom Hall (Louisville, Ky.)

—Leading Scorers—

Louie Dampier (6-0 So. G)	17.0
Pat Riley (6-4 So. F)	15.0
Tommy Kron (6-5 Jr. G-F)	12.3
John Adams (6-7 Sr. C)	11.8
Larry Conley (6-3 Jr. F)	11.6

1965-66 (27-2, 15-1 SEC)

National Runner-Up
SEC Champions
UKIT Champions
Ranked 1st in Polls

Coach: Adolph Rupp

Honorary Captain:

D.1	HARDIN-SIMMONS	NR/NR	83-55	W
D.4	at Virginia	NR/NR	99-73	W
D.8	at Illinois	NR/NR	86-68	W
D.11	NORTHWESTERN	NR/NR	86-75	W
D.17	1 AIR FORCE	NR/NR	78-58	W
D.18	1 INDIANA (finals)	NR/NR	91-56	W
D.22	at Texas Tech	10/NR	89-73	W
D.29	2 Notre Dame	5/NR	103-69	W
J.3	SAINT LOUIS	5/NR	80-70	W
J.8	* at Florida	2/NR	78-64	W
J.10	* at Georgia	2/NR	2OT 69-65	W
J.15	* VANDERBILT	2/3	96-83	W
J.24	* LSU	2/NR	111-85	W
J.29	* AUBURN	2/NR	115-78	W
J.31	* ALABAMA	2/NR	82-62	W
F.2	* at Vanderbilt	2/3	105-90	W
F.5	* GEORGIA	2/NR	74-50	W
F.7	* FLORIDA	2/NR	85-75	W
F.12	* at Auburn	1/NR	77-64	W
F.14	* at Alabama	1/NR	90-67	W
F.19	* at Mississippi State	1/NR	73-69	W
F.21	* at Ole Miss	1/NR	108-65	W
F.26	* TENNESSEE	1/NR	78-64	W
M.5	* at Tennessee	1/NR	62-69	L
M.7	* TULANE	1/NR	103-74	W

NCAA Midwest Regional (Iowa City, Iowa)

M.11	3 Dayton #	1/NR	86-79	W
M.12	3 Michigan	1/9	84-77	W
NCAA Final Four (College Park, Md.)				
M.18	4 Duke	1/2	83-79	W
M.19	4 UTEP	1/3	65-72	L
2519-2028				

- 1 UK Invitation Tournament (Lexington, Ky.)
- 2 Freedom Hall (Louisville, Ky.)
- 3 Iowa Fieldhouse (Iowa City, Iowa)
- 4 Cole Field House (College Park, Md.)
- # Rupp wins his 747th game to pass Phog Allen of Kansas.

—Leading Scorers—

Pat Riley (6-4 Jr. F)	22.0
Louie Dampier (6-0 Jr. G)	21.1

Thad Jaracz (6-5 So. C)	13.2
Larry Conley (6-3 Sr. F)	11.5
Tommy Kron (6-5 Sr. G)	10.2

International Universities Tournament (Tel Aviv, Israel)
(Not counted in win-loss record)

Aug.3	Warsaw University	67-58	W
Aug.4	Cambridge University	104-45	W
Aug.6	Salonika University	91-60	W
Aug.10	Istanbul University	82-36	W
Aug.11	Warsaw University	87-57	W

1966-67 (13-13, 8-10 SEC)

UKIT Champions

Coach: Adolph Rupp			
D.3	VIRGINIA	3/NR	104-84 W
D.5	ILLINOIS	3/NR	OT 97-98 L
D.10	at Northwestern	3/NR	118-116 W
D.13	NORTH CAROLINA	4/6	55-64 L
D.17 *	FLORIDA	4/NR	75-78 L
D.22 1	OREGON STATE	NR/NR	96-66 W
D.23 1	KANSAS STATE	NR/NR	83-79 W
D.28	CORNELL	NR/NR	77-92 L
D.31 2	Notre Dame	NR/NR	96-85 W
J.5 *	VANDERBILT	NR/NR	OT 89-91 L
J.14 *	at Florida	NR/10	72-89 L
J.16 *	at Georgia	NR/NR	40-49 L
J.21 *	AUBURN	NR/NR	60-58 W
J.23 *	TENNESSEE	NR/NR	2OT 50-52 L
J.28 *	LSU	NR/NR	102-72 W
J.30 *	OLE MISS	NR/NR	96-53 W
F.4 *	at LSU	NR/NR	105-84 W
F.6 *	at Ole Miss	NR/NR	79-70 W
F.11 *	MISSISSIPPI STATE	NR/NR	OT 72-77 L
F.13 *	at Tennessee	NR/NR	57-76 L
F.18 *	at Mississippi State #	NR/NR	103-74 W
F.20 *	GEORGIA	NR/NR	101-76 W
F.25 *	at Alabama	NR/NR	71-81 L
F.27 *	at Auburn	NR/NR	49-60 L
M.4 *	at Vanderbilt	NR/NR	94-110 L
M.6 *	ALABAMA	NR/NR	110-78 W
2151-2012			

1 UK Invitation Tournament (Lexington, Ky)
2 Freedom Hall (Louisville, Ky)
Rupp passes Western Kentucky's E.A. Diddle to become the all-time winningest coach with 760 victories.

—Leading Scorers—

Louie Dampier (6-0 Sr. G)	20.6
Pat Riley (6-4 So. F)	17.4
Thad Jaracz (6-5 Jr. C-F)	11.3
Cliff Berger (6-8 Jr. C)	11.3
Phil Argento (6-0 So. G)	5.2

1967-68 (22-5, 15-3 SEC)

SEC Champions
UKIT Champions
Ranked 4th in Polls

Coach: Adolph Rupp			
Captain: Thad Jaracz			
D.2	at Michigan	NR/NR	96-79 W
D.4 *	FLORIDA	NR/NR	99-76 W
D.6	XAVIER	9/NR	111-76 W
D.9	PENNSYLVANIA	9/NR	64-49 W
D.12 1	North Carolina	4/NR	77-84 L
D.22 2	DAYTON	7/NR	88-85 W
D.23 2	SOUTH CAROLINA	7/NR	76-66 W
D.30 3	Notre Dame	6/NR	81-73 W
J.6 *	at Vanderbilt	5/NR	94-78 W
J.8 *	at Alabama	5/NR	84-76 W
J.13 *	at Florida	4/NR	78-96 L
J.15 *	GEORGIA	4/NR	104-73 W
J.20 *	at Auburn	8/NR	73-74 L
J.22 *	at Tennessee	8/NR	59-87 L
J.27 *	at LSU	9/NR	121-95 W

J.29 *	at Ole Miss	9/NR	85-76 W
F.3 *	LSU	10/NR	109-96 W
F.5 *	OLE MISS	10/NR	78-62 W
F.10 *	at Mississippi State	8/NR	92-84 W
F.12 *	TENNESSEE	8/NR	60-59 W
F.17 *	MISSISSIPPI STATE	8/NR	107-81 W
F.19 *	at Georgia	8/NR	106-87 W
F.24 *	ALABAMA	5/NR	96-83 W
F.26 *	AUBURN	5/NR	89-57 W
M.2 *	VANDERBILT	5/NR	85-80 W
NCAA Midwest Regional (Lexington, Ky.)			
M.15	MARQUETTE	5/NR	107-89 W
M.16	OHIO STATE	5/NR	81-82 L
2400-2103			

1 Greensboro Coliseum (Greensboro, N.C.)
2 UK Invitation Tournament (Lexington, Ky)
3 Freedom Hall (Louisville, Ky)

—Leading Scorers—

Mike Casey (6-4 So. G)	20.1
Dan Issel (6-8 So. C)	16.4
Mike Pratt (6-4 So. F)	14.1
Phil Argento (6-2 Jr. G)	12.3
Thad Jaracz (6-5 Sr. F)	11.3

1968-69 (23-5, 16-2 SEC)

SEC Champions
UKIT Champions
Ranked 7th in Polls

Coach: Adolph Rupp			
Captain: Phil Argento			
N.30	XAVIER	3/NR	115-77 W
D.2	at Miami, Ohio	3/NR	86-77 W
D.7	NORTH CAROLINA	3/NR	77-87 L
D.14	at Pennsylvania	4/NR	102-78 W
D.20 1	MICHIGAN	4/NR	112-104 W
D.21 1	ARMY	4/NR	80-65 W
D.28 2	Notre Dame	4/NR	110-90 W
D.31 3	Wisconsin	4/NR	65-69 L
J.4 *	at Ole Miss	3/NR	69-59 W
J.6 *	at Mississippi State	3/NR	91-72 W
J.11 *	FLORIDA	7/NR	88-67 W
J.13 *	GEORGIA	7/NR	88-68 W
J.18 *	at Tennessee	5/NR	69-66 W
J.25 *	at LSU	5/NR	108-96 W
J.27 *	at Alabama	5/NR	OT 83-70 W
F.1 *	VANDERBILT	5/NR	103-89 W
F.3 *	AUBURN	5/NR	105-93 W
F.8 *	OLE MISS	4/NR	104-68 W
F.10 *	MISSISSIPPI STATE	4/NR	91-69 W
F.15 *	at Florida	4/NR	81-82 L
F.17 *	at Georgia	4/NR	85-77 W
F.22 *	LSU	6/NR	103-89 W
F.24 *	ALABAMA	6/NR	108-79 W
M.1 *	at Vanderbilt	6/NR	99-101 L
M.3 *	at Auburn	6/NR	90-86 W
M.8 *	TENNESSEE	7/NR	84-69 W
NCAA Midwest Regional (Madison, Wis.)			
M.13 4	Marquette	7/14	74-81 L
M.15 4	Miami, Ohio (consolation)	7/NR	72-71 W
2542-2199			

1 UK Invitation Tournament (Lexington, Ky)
2 Freedom Hall (Louisville, Ky)
3 Chicago Stadium (Chicago, Ill.)
4 Wisconsin Field House (Madison, Wisc.)

—Leading Scorers—

Dan Issel (6-8 Jr. C)	26.6
Mike Casey (6-4 Jr. G)	19.1
Mike Pratt (6-4 Jr. F)	16.9
Phil Argento (6-2 Sr. G)	10.0
Larry Steele (6-5 So. F)	8.6

1969-70 (26-2, 17-1 SEC)

SEC Champions
UKIT Champions
Ranked 1st AP, 1st UPI

Coach: Adolph Rupp

Co-Captains: Dan Issel and Mike Pratt

D.1	WEST VIRGINIA	2/NR	106-87	W
D.6	KANSAS	2/NR	115-85	W
D.8	1 North Carolina	2/7	94-87	W
D.13	INDIANA	1/NR	109-92	W
D.19	2 NAVY	1/NR	73-59	W
D.20	2 DUKE	1/NR	98-76	W
D.27	3 Notre Dame	1/11	102-100	W
D.29	MIAMI, OHIO	1/NR	80-58	W
J.3	* OLE MISS	1/NR	95-73	W
J.5	* MISSISSIPPI STATE	1/NR	111-76	W
J.10	* at Florida	2/NR	88-69	W
J.12	* at Georgia	2/NR	72-71	W
J.17	* TENNESSEE	2/NR	68-52	W
J.24	* LSU	2/NR	109-96	W
J.26	* ALABAMA	2/NR	86-71	W
J.31	* at Vanderbilt	2/NR	81-89	L
F.2	* at Auburn	2/NR	84-83	W
F.7	* at Ole Miss	3/NR	120-85	W
F.9	* at Mississippi State	3/NR	86-57	W
F.14	* FLORIDA	3/NR	110-66	W
F.16	* GEORGIA	3/20	116-86	W
F.21	* at LSU	2/NR	121-105	W
F.23	* at Alabama	2/NR	98-89	W
F.28	* VANDERBILT	1/NR	90-86	W
M.2	* AUBURN	1/NR	102-81	W
M.7	* at Tennessee	2/NR	86-69	W
NCAA Midstate Regional (Columbus, Ohio)				
M.12	4 Notre Dame	1/9	109-99	W
M.14	4 Jacksonville	1/4	100-106	L
2709-2253				

1 Charlotte Coliseum (Charlotte, N.C.)

2 UK Invitation Tournament (Lexington, Ky.)

3 Freedom Hall (Louisville, Ky.)

4 St. John Arena (Columbus, Ohio)

—Leading Scorers—

Dan Issel (6-8 Sr. C)	33.9
Mike Pratt (6-4 Sr. F)	19.3
Tom Parker (6-6 So. F)	10.4
Larry Steele (6-5 Jr. F)	8.8
Terry Mills (6-2 Jr. G)	8.1

1970-71 (22-6, 16-2 SEC)

SEC Champions
UKIT Runner Up
Ranked 10th AP

Coach: Adolph Rupp

Honorary Co-Captains: Mike Casey and Larry Steele

D.1	at Northwestern	3/NR	115-100	W
D.5	MICHIGAN	3/NR	104-93	W
D.7	at West Virginia	3/NR	106-100	W
D.12	at Indiana	5/11	OT 95-93	W
D.18	1 DePAUL	3/NR	106-85	W
D.19	1 PURDUE (finals)	3/NR	83-89	L
D.22	OREGON STATE	7/NR	84-78	W
D.29	2 Notre Dame	8/NR	92-99	L
J.2	* at Ole Miss	8/NR	103-95	W
J.4	* at Mississippi State	8/NR	79-71	W
J.9	* FLORIDA	11/NR	101-75	W
J.11	* GEORGIA	11/NR	79-66	W
J.16	* at Tennessee	10/NR	71-75	L
J.23	* at LSU	12/NR	82-79	W
J.25	* at Alabama	12/NR	86-73	W
J.30	* VANDERBILT	11/NR	102-92	W
F.1	* AUBURN	11/NR	114-76	W
F.6	* OLE MISS	8/NR	121-86	W
F.8	* MISSISSIPPI STATE	8/NR	102-83	W
F.13	* at Florida	8/NR	65-74	L
F.15	* at Georgia	8/NR	107-95	W

F.20	* LSU	12/NR	110-73	W
F.22	* ALABAMA	8/NR	101-74	W
F.27	* at Vanderbilt	10/NR	119-90	W
M.1	* at Auburn	10/NR	102-83	W
M.6	* TENNESSEE	8/NR	84-78	W

NCAA Midstate Regional (Athens, Ga.)

M.18	3 Western Kentucky	8/NR	83-107	L
M.20	3 Marquette (consolation)	8/7	74-91	L
2670-2373				

1 UK Invitation Tournament (Lexington, Ky.)

2 Freedom Hall (Louisville, Ky.)

3 Stegeman Coliseum (Athens, Ga.)

—Leading Scorers—

Tom Parker (6-7 Jr. F)	17.6
Mike Casey (6-4 Sr. G)	17.0
Tom Haynes (7-2 So. C)	16.9
Kent Hollenbeck (6-4 Jr. G)	14.0
Larry Steele (6-5 Sr. F)	13.1

1971-72 (21-7, 14-4 SEC)

SEC Champions
UKIT Champions
Ranked 18th AP, 14th UPI

Coach: Adolph Rupp

Honorary Co-Captains: Stan Key and Tom Parker

D.1	NORTHWESTERN	10/NR	94-85	W
D.4	at Kansas	10/14	79-69	W
D.6	at Kansas State	10/NR	71-64	W
D.11	1 Indiana	7/NR	20T 89-90	L
D.13	MICHIGAN STATE	7/NR	85-91	L
D.17	2 MISSOURI	7/NR	83-79	W
D.18	2 PRINCETON	7/18	96-82	W
D.28	1 Notre Dame	12/NR	83-67	W
J.8	* OLE MISS	19/NR	93-82	W
J.10	* MISSISSIPPI STATE	19/NR	104-76	W
J.15	* at Florida	NR/NR	70-72	L
J.17	* at Georgia	NR/NR	73-85	L
J.22	* TENNESSEE	NR/19	72-70	W
J.24	* VANDERBILT	NR/NR	106-80	W
J.29	* LSU	NR/NR	89-71	W
J.31	* ALABAMA	NR/NR	77-74	W
F.5	* at Vanderbilt	NR/NR	OT 85-80	W
F.7	* at Auburn	NR/NR	78-72	W
F.12	* at Ole Miss	NR/NR	90-82	W
F.14	* at Mississippi State	NR/NR	63-55	W
F.19	* FLORIDA	17/NR	95-68	W
F.21	* GEORGIA	17/NR	87-63	W
F.26	* at LSU	18/NR	71-88	L
F.28	* at Alabama	18/NR	70-73	L
M.6	* AUBURN	NR/NR	102-67	W
M.9	* at Tennessee	NR/NR	67-66	W
NCAA Midstate Regional (Dayton, Ohio)				
M.16	3 Marquette	18/7	85-69	W
M.18	3 Florida State	18/10	54-73	L
2311-2093				

Earned NCAA bid by beating Tennessee twice.

1 Freedom Hall (Louisville, Ky.)

2 UK Invitation Tournament (Lexington, Ky.)

3 University of Dayton Arena (Dayton, Ohio)

—Leading Scorers—

Jim Andrews (6-11 Jr. C)	21.5
Tom Parker (6-7 Sr. F)	18.0
Ronnie Lyons (5-10 So. G)	13.2
Stan Key (6-3 Sr. G)	12.5
Larry Stampler (6-6 Jr. F)	10.3

**JOE B. HALL ERA
(1973-85)**

1972-73 (20-8, 14-4 SEC)

**SEC Champions
UKIT Champions
Ranked 17th AP, 15th UPI**

Coach: Joe B. Hall

Honorary Captain: Jim Andrews

D.2	at Michigan State	13/NR	75-66	W
D.4	IOWA	13/NR	66-79	L
D.9	at Indiana	8/NR	58-64	L
D.11	1 North Carolina	8/13	70-78	L
D.15	2 NEBRASKA	NR/NR	85-60	W
D.16	2 OREGON	NR/NR	95-68	W
D.23	KANSAS	NR/NR	77-71	W
D.30	1 Notre Dame	NR/NR	65-63	W
J.6	* at Ole Miss	NR/NR	58-61	L
J.8	* at Mississippi State	NR/NR	90-81	W
J.13	* FLORIDA	NR/NR	95-65	W
J.15	* GEORGIA	NR/NR	89-68	W
J.20	* at Tennessee	NR/NR	64-65	L
J.22	* at Vanderbilt	NR/16	75-76	L
J.27	* at LSU	NR/NR	86-71	W
J.29	* at Alabama	NR/9	95-93	W
F.3	* VANDERBILT	NR/NR	76-83	L
F.5	* AUBURN	NR/NR	88-57	W
F.10	* OLE MISS	NR/NR	88-70	W
F.12	* MISSISSIPPI STATE	NR/NR OT	100-87	W
F.17	* at Florida	NR/NR	94-83	W
F.19	* at Georgia	NR/NR	99-86	W
F.24	* LSU	NR/NR	94-76	W
F.26	* ALABAMA	NR/18	111-95	W
M.3	* at Auburn	NR/NR	91-79	W
M.8	* TENNESSEE	19/NR	86-81	W

NCAA Midwest Regional (Nashville, Tenn.)

M.15	3 Austin Peay	17/19 OT	106-100	W
M.17	3 Indiana	17/6	65-72	L

2341-2098

- 1 Freedom Hall (Louisville, Ky)
- 2 UK Invitation Tournament (Lexington, Ky)
- 3 Memorial Gymnasium (Nashville, Tenn.)

—Leading Scorers—

Jim Andrews (6-11 Sr. C)	20.1
Kevin Grevey (6-5 So. F)	18.7
Jimmy Dan Conner (6-4 So. G-F)	11.2
Ronnie Lyons (5-10 Jr. G)	9.2
Mike Flynn (6-3 So. G)	9.1

1973-74 (13-13, 9-9 SEC)

UKIT Champions

Coach: Joe B. Hall

Captain: Ronnie Lyons

D.1	MIAMI, OHIO	10/NR	81-68	W
D.3	at Kansas	10/13	63-71	L
D.8	1 Indiana	10/3	68-77	L
D.10	2 North Carolina	10/5	84-101	L
D.14	at Iowa	NR/NR	88-80	W
D.21	3 DARTMOUTH	NR/NR	102-77	W
D.22	3 STANFORD	NR/NR	78-77	W
D.29	1 Notre Dame	NR/3	79-94	L
J.5	* at LSU	NR/NR	84-95	L
J.7	* GEORGIA	NR/NR	80-74	W
J.12	* AUBURN	NR/NR	79-58	W
J.14	* at Tennessee	NR/NR	54-67	L
J.19	* OLE MISS	NR/NR	93-64	W
J.21	* at Alabama	NR/10	77-81	L
J.26	* at Florida	NR/NR	91-82	W
J.28	* VANDERBILT	NR/7	65-82	L
F.2	* at Mississippi State	NR/NR	82-70	W
F.4	* LSU	NR/NR	73-70	W
F.9	* at Georgia	NR/NR	86-72	W

F.11	* at Auburn	NR/NR	OT 97-99	L
F.16	* TENNESSEE	NR/NR	61-58	W
F.18	* at Ole Miss	NR/NR	60-61	L
F.23	* ALABAMA	NR/8	71-94	L
F.25	* FLORIDA	NR/NR	65-75	L
M.2	* at Vanderbilt	NR/6	69-71	L
M.4	* MISSISSIPPI STATE	NR/NR	108-69	W

2038-1987

- 1 Freedom Hall (Louisville, Ky)
- 2 Greensboro Coliseum (Greensboro, N.C.)
- 3 UK Invitation Tournament (Lexington, Ky)

—Leading Scorers—

Kevin Grevey (6-5 Jr. F)	21.9
Bob Guyette (6-9 Jr. C)	12.7
Jimmy Dan Conner (6-4 Jr. F-G)	12.0
Mike Flynn (6-3 Jr. G)	11.5
Ronnie Lyons (5-10 Sr. G)	7.8

1974 Australian Exhibition Tour
(Not counted in won-lost record)

May13	Tahiti National Team	116-62	W
May17	Australia	87-97	L
May18	Newcastle	90-78	W
May19	N.S.W. All Stars	123-67	W
May21	Illawarra Hawks	115-57	W
May22	N.S.W. All Stars	106-50	W
May23	A.C.T.	96-69	W
May25	Bulleen Heidelberg	88-83	W
May26	St. Kilda Business House	80-67	W
May27	Nunawading	99-82W	
May28	Melbourne	79-86	L
May30	Gippsland All Stars	127-74	W
May31	Bulleen Heidelberg	72-71	W
Jun1	Laker All Stars	111-83	W
Jun3	South Australian All Stars	109-96	W
Jan4	South Australian All Stars	110-81	W
Jun5	South Australian All Stars	111-84	W
Jun6	Coburg	108-82	W
Jun7	St. Kilda Business House	96-85	W

1923-1454

1974-75 (26-5, 15-3 SEC)

**National Runner-Up
SEC Co-Champions
UKIT Champions
Ranked 2nd AP, 4th UPI**

Coach: Joe B. Hall

Captain: Jimmy Dan Conner

N.30	NORTHWESTERN	16/NR	97-70	W
D.2	at Miami, Ohio	16/NR	80-73	W
D.7	at Indiana	15/3	74-98	L
D.9	1 North Carolina	15/9	90-78	W
D.20	2 WASHINGTON STATE	20/NR	97-75	W
D.21	2 OKLAHOMA STATE	20/NR	90-65	W
D.23	1 Kansas	20/18	100-63	W
D.28	1 Notre Dame	17/13	113-96	W
J.4	* LSU	9/NR	115-80	W
J.6	* at Georgia	9/NR	96-77	W
J.11	* at Auburn	7/NR	85-90	L
J.13	* TENNESSEE	7/18	88-82	W
J.18	* at Ole Miss	10/NR	85-82	W
J.20	* ALABAMA	10/7	74-69	W
J.25	* FLORIDA	11/NR	87-65	W
J.27	* at Vanderbilt	11/NR	91-90	W
F.1	* MISSISSIPPI STATE	5/NR	112-79	W
F.3	* at LSU	5/NR	77-76	W
F.8	* GEORGIA	5/NR	75-61	W
F.10	* AUBURN	5/NR	119-76	W
F.15	* at Tennessee	4/NR	98-103	L
F.17	* OLE MISS	4/NR	108-89	W
F.22	* at Alabama	7/5	84-79	W
F.24	* at Florida	7/NR	58-66	L
M.1	* VANDERBILT	4/NR	109-84	W
M.8	* at Mississippi State	6/NR	118-80	W

NCAA First Round (Tuscaloosa, Ala.)

M.15	3 Marquette	6/5	76-54	W
------	-------------	-----	-------	---

NCAA Midwest Regional (Dayton, Ohio)

M.20	4	Central Michigan	5/NR	90-73	W
M.22	4	Indiana	5/3	92-90	W
NCAA Final Four (San Diego, Calif.)					
M.29	5	Syracuse	2/6	95-79	W
M.31	5	UCLA	2/1	85-92	L
2850-2434					

- 1 Freedom Hall (Louisville, Ky)
- 2 UK Invitation Tournament (Lexington, Ky)
- 3 Coleman Coliseum (Tuscaloosa, Ala.)
- 4 University of Dayton Arena (Dayton, Ohio)
- 5 San Diego Sports Arena (San Diego, Calif.)

—Leading Scorers—

Kevin Grevey (6-5 Sr. F)	23.6
Jimmy Dan Conner (6-4 Sr. G)	12.4
Rick Robey (6-10 Fr. C)	10.4
Jack Givens (6-4 Fr. F)	9.4
Mike Flynn (6-3 Sr. G)	9.0
Bob Guyette (6-9 Sr. F)	8.6

1975-76 (20-10, 11-7 SEC)

NIT Champions
UKIT Champions

Coach: Joe B. Hall
Captain: Jack Givens

D.1		at Northwestern	6/NR	77-89	L
D.8	1	North Carolina	7/4	77-90	L
D.10		MIAMI, OHIO	14/NR	91-69	W
D.13		at Kansas	14/NR	54-48	W
D.15	2	Indiana	14/1	OT 68-77	L
D.19	3	GEORGIA TECH	20/NR	66-64	W
D.20	3	OREGON STATE	20/NR	82-74	W
D.30	2	Notre Dame	NR/5	79-77	W
J.3	*	at Mississippi State	NR/NR	73-77	L
J.5	*	at Alabama	NR/8	63-76	L
J.10	*	TENNESSEE	NR/9	OT 88-90	L
J.12	*	GEORGIA	NR/NR	92-76	W
J.17	*	VANDERBILT	NR/NR	77-76	W
J.24	*	at Florida	NR/NR	89-82	W
J.26	*	at Auburn	NR/NR	OT 84-91	L
J.31	*	OLE MISS	NR/NR	89-81	W
F.2	*	LSU	NR/NR	85-71	W
F.7	*	at Tennessee	NR/8	85-92	L
F.9	*	at Georgia	NR/NR	81-86	L
F.14	*	at Vanderbilt	NR/NR	65-69	L
F.21	*	FLORIDA	NR/NR	96-89	W
F.23	*	AUBURN	NR/NR	93-82	W
F.28	*	at Ole Miss	NR/NR	94-87	W
M.1	*	at LSU	NR/NR	85-70	W
M.6	*	ALABAMA	NR/16	90-85	W
M.8	*	MISSISSIPPI STATE	NR/NR	OT 94-93	W
NIT (New York, N.Y.)					
M.13	4	Niagara	NR/NR	67-61	W
M.16	4	Kansas State	NR/NR	81-78	W
M.18	4	Providence	NR/NR	79-78	W
M.21	4	Charlotte	NR/17	71-67	W
2415-2345					

- 1 Charlotte Coliseum (Charlotte, N.C.)
- 2 Freedom Hall (Louisville, Ky)
- 3 UK Invitation Tournament (Lexington, Ky)
- 4 Madison Square Garden (New York, N.Y.)

—Leading Scorers—

Jack Givens (6-4 So. F)	20.1
Mike Phillips (6-10 So. C)	15.6
Larry Johnson (6-2 Jr. G)	11.2
James Lee (6-5 So. F)	9.3
Rick Robey (6-10 So. C-F)*	15.6
Reggie Warford (6-1 Sr. G)	6.5

*Played in 12 games.

**RUPP ARENA ERA
(1976-PRESENT)**

1976-77 (26-4, 16-2 SEC)

SEC Co-Champions
Ranked 6th AP, 5th UPI

Coach: Joe B. Hall

Captains: Larry Johnson and Merion Haskins

N.27		WISCONSIN	6/NR	72-64	W
D.2		TCU	5/NR	103-53	W
D.6		at Indiana	5/4	86-51	W
D.11		KANSAS	4/NR	90-63	W
D.13		at South Carolina	4/NR	98-67	W
D.17	1	BOWLING GREEN	3/NR	77-59	W
D.18	1	UTAH	3/NR	68-70	L
D.30	2	Notre Dame	6/2	102-78	W
J.3	*	GEORGIA	6/NR	OT 64-59	W
J.8	*	at Vanderbilt	3/NR	64-62	W
J.12	*	TENNESSEE	2/NR	OT 67-71	L
J.15	*	at Auburn	2/NR	75-68	W
J.17	*	at Florida	2/NR	73-71	W
J.22	*	LSU	6/NR	87-72	W
J.24	*	OLE MISS	6/NR	100-73	W
J.29	*	at Alabama	6/3	87-85	W
J.31	*	at Mississippi State	6/NR	92-85	W
F.5	*	VANDERBILT	3/NR	113-73	W
F.7	2	Florida State	3/NR	97-57	W
F.12	*	AUBURN	3/NR	89-82	W
F.14	*	FLORIDA	3/NR	104-78	W
F.19	*	at LSU	2/NR	90-76	W
F.21	*	at Ole Miss	2/NR	81-69	W
F.26	*	ALABAMA	2/8	85-70	W
F.28	*	MISSISSIPPI STATE	2/NR	77-64	W
M.5	*	at Tennessee	2/11	79-81	L
M.7	*	at Georgia	2/NR	72-54	W
NCAA First Round (Philadelphia, Pa.)					
M.12	3	Princeton	6/NR	72-58	W
NCAA East Regional (College Park, Md.)					
M.17	4	VMI	3/20	93-78	W
M.19	4	North Carolina	3/5	72-79	L
2509-2070					

- 1 UK Invitation Tournament (Lexington, Ky)
- 2 Freedom Hall (Louisville, Ky)
- 3 Palestra (Philadelphia, Pa.)
- 4 Cole Field House (College Park, Md.)

—Leading Scorers—

Jack Givens (6-4 Jr. F)	18.9
Rick Robey (6-10 Jr. F)	14.2
Mike Phillips (6-10 Jr. C)	12.2
Larry Johnson (6-3 Sr. G)	10.7
James Lee (6-5 Jr. F)	9.8
Jay Shidler (6-1 Fr. G)	7.8
Truman Claytor (6-1 So. G)	6.6

1977-78 (30-2, 16-2 SEC)

National Champions
SEC Champions
UKIT Champions
Ranked 1st AP, 1st UPI

Coach: Joe B. Hall

Captains: Jack Givens and Rick Robey

N.26		SMU	2/NR	110-86	W
D.5		INDIANA	1/NR	78-64	W
D.10		at Kansas	1/19	73-66	W
D.12		SOUTH CAROLINA	1/NR	84-65	W
D.16	1	PORTLAND STATE	1/NR	114-88	W
D.17	1	ST. JOHNS	1/NR	102-72	W
D.23		IONA	1/NR	104-65	W
D.31	2	Notre Dame	1/4	73-68	W
J.2	*	VANDERBILT	1/NR	72-59	W
J.7	*	at Florida	1/NR	86-67	W
J.9	*	at Auburn	1/NR	101-77	W
J.14	*	LSU	1/NR	96-76	W
J.16	*	OLE MISS	1/NR	76-56	W

J.21	*	at Mississippi State	1/NR	75-65	W
J.23	*	at Alabama	1/NR	62-78	L
J.30	*	GEORGIA	1/NR	90-73	W
F.4	*	FLORIDA	1/NR	88-61	W
F.6	*	AUBURN	1/NR	104-81	W
F.11	*	at LSU	1/NR	OT 94-85	L
F.13	*	at Ole Miss	1/NR	64-52	W
F.15	*	TENNESSEE	3/NR	90-77	W
F.18	*	MISSISSIPPI STATE	3/NR	58-56	W
F.20	*	ALABAMA	3/NR	97-84	W
F.25	*	at Tennessee	2/NR	68-57	W
F.27	*	at Georgia	2/NR	78-67	W
M.4		UNLV	1/NR	92-70	W
M.6	*	at Vanderbilt	1/NR	78-68	W

NCAA First Round (Knoxville, Tenn.)					
M.11	3	Florida State	1/13	85-76	W

NCAA Midwest Regional (Dayton, Ohio)					
M.16	4	Miami, Ohio	1/19	91-89	W
M.18	4	Michigan State	1/4	52-49	W

NCAA Final Four (St. Louis, Mo.)					
M.25	5	Arkansas	1/5	64-59	W
M.27	5	Duke	1/7	94-88	W

2693-2234

- 1 UK Invitation Tournament (Lexington, Ky)
- 2 Freedom Hall (Louisville, Ky)
- 3 Stokely Center (Knoxville, Tenn.)
- 4 University of Dayton Arena (Dayton, Ohio)
- 5 Cherkedome (St. Louis, Mo.)

—Leading Scorers—

Jack Givens (6-4 Sr. F)	18.1
Rick Robey (6-10 Sr. F)	14.4
Kyle Macy (6-3 So. G)	12.5
James Lee (6-5 Sr. F)	11.3
Mike Phillips (6-10 Sr. C)	10.2
Truman Claytor (6-1 Jr. G)	6.9

1978 Japan Exhibition Tour

(Not counted in win-loss record)

Jun13	Japan National (at Tokyo)	104-71	W
Jun15	Japan National (at Niigata)	102-89	W
Jun18	Japan National (at Nagoya)	97-59	W
Jun19	Japan National (at Osaka)	87-82	W
Jun20	Japan National (at Fukuoka)	88-61	W
Jun22	Japan National (at Nagasaki)	122-79	W
Jun24	Japan National (at Tokyo)	125-57	W
		705-498	

1978-79 (19-12, 10-8 SEC)

Coch: Joe B. Hall
Captains: Dwane Casey and Truman Claytor

D.2	LASALLE	10/NR	109-77	W
D.4	WEST TEXAS	10/NR	121-67	W
D.9	KANSAS	10/5	OT 67-66	W
D.16	at Indiana	6/NR	OT 67-68	L
D.22	1 TEXAS A&M	11/17	69-73	L
D.23	1 SYRACUSE	11/8	94-87	W
D.30	2 Notre Dame	13/2	81-76	W
J.3	* at Florida	9/NR	65-76	L
J.6	* LSU	9/7	89-93	L
J.8	* OLE MISS	9/NR	90-64	W
J.13	* at Alabama	17/NR	52-55	L
J.15	* at Mississippi State	17/NR	61-63	L
J.20	* TENNESSEE	NR/NR	55-66	L
J.22	* GEORGIA	NR/NR	73-84	W
J.25	* at Auburn	NR/NR	OT 86-83	W
J.27	* FLORIDA	NR/NR	87-81	W
J.29	* AUBURN	NR/NR	66-59	W
F.3	* at LSU	NR/9	61-70	L
F.5	* at Ole Miss	NR/NR	87-82	W
F.7	* at Vanderbilt	NR/17	58-68	L
F.10	* ALABAMA	NR/16	80-71	W
F.12	* MISSISSIPPI STATE	NR/NR	80-65	W
F.17	* at Tennessee	NR/NR	84-101	L
F.19	* at Georgia	NR/NR	90-74	W
F.23	* VANDERBILT	NR/NR	96-70	W
F.25	at South Carolina	NR/19	79-74	W

SEC Tournament (Birmingham, Ala)

F.28	3	Ole Miss	NR/NR	82-77	W
------	---	----------	-------	-------	---

M.1	3	Alabama	NR/NR	101-100	W
M.2	3	LSU	NR/8	80-67	W
M.3	3	Tennessee	NR/NR	OT 69-75	L
NIT					
M.7		CLEMSON	NR/NR	OT 67-68	L
2446-2280					

- 1 UK Invitation Tournament (Lexington, Ky)
- 2 Freedom Hall (Louisville, Ky)
- 3 Birmingham-Jefferson Civic Center (Birmingham, Ala.)

—Leading Scorers—

Kyle Macy (6-3 Jr. G)	15.2
Dwight Anderson (6-3 Fr. G)	13.3
LaVon Williams (6-6 So. F)	11.5
Fred Cowan (6-8 So. C-F)	9.4
Truman Claytor (6-1 Sr. G)	8.7

1979-80 (29-6, 15-3 SEC)

SEC Champions
UKIT Champions
Great Alaska Shootout Champions
Ranked 4th AP, 3rd UPI

Coch: Joe B. Hall
Captain: Kyle Macy

N.17	1	Duke	2/3	OT 76-82	L
N.30	2	Bradley	2/NR	79-58	W
D.1	2	Alaska	2/NR	97-68	W
D.2	2	Iona	2/NR	57-50	W
D.8		BAYLOR	5/NR	80-46	W
D.10		SOUTH CAROLINA	5/NR	126-81	W
D.12		at Kansas	5/NR	57-56	W
D.15		INDIANA	5/1	69-58	W
D.17	3*	Georgia	5/NR	95-69	W
D.21	4	CALIFORNIA	3/NR	78-52	W
D.22	4	PURDUE	3/9	61-60	W
D.29	5	Notre Dame	2/3	86-80	W
J.2	* AUBURN	2/NR	67-65	W	
J.5	* at Tennessee	2/NR	47-49	L	
J.9	* at Ole Miss	4/NR	79-73	W	
J.12	* ALABAMA	4/NR	64-78	L	
J.17	* at Florida	6/NR	76-63	W	
J.19	* VANDERBILT	6/NR	106-90	W	
J.23	* at Mississippi State	5/NR	89-67	W	
J.26	* GEORGIA	5/NR	56-49	W	
J.28	* LSU	5/11	60-65	L	
J.30	* at Auburn	3/NR	64-62	W	
F.2	* TENNESSEE	3/NR	83-75	W	
F.6	* OLE MISS	6/NR	86-72	W	
F.9	* at Alabama	6/NR	72-63	W	
F.13	* FLORIDA	5/NR	95-70	W	
F.15	* at Vanderbilt	5/NR	91-73	W	
F.17	* at UNLV	5/NR	74-69	W	
F.20	* MISSISSIPPI STATE	3/NR	71-65	W	
F.24	* at LSU	3/5	OT 76-74	W	

SEC Tournament (Birmingham, Ala.)

F.28	6	Auburn	2/NR	69-61	W
F.29	6	Ole Miss	2/NR	70-67	W
M.1	6	LSU	2/5	78-80	L

NCAA Second Round (Bowling Green, Ky)

M.8	7	Florida State	4/NR	97-78	W
-----	---	---------------	------	-------	---

NCAA Midwest Regional (Lexington, Ky)

M.13		DUKE	4/14	54-55	L
2685-2323					

- 1 Hall of Fame Classic (Springfield, Mass.)
- 2 Great Alaskan Shootout (Anchorage, Alaska)
- 3 Omni (Atlanta, Ga.)
- 4 UK Invitation Tournament (Lexington, Ky)
- 5 Freedom Hall (Louisville, Ky)
- 6 Birmingham-Jefferson Civic Center (Birmingham, Ala.)
- 7 Diddle Arena (Bowling Green, Ky)

—Leading Scorers—

Kyle Macy (6-3 Sr. G)	15.4
Sam Bowie (7-1 Fr. C)	12.9
Fred Cowan (6-8 Jr. F)	12.5
LaVon Williams (6-7 Sr. F)	7.5
Jay Shidler (6-1 Sr. G)	6.2

1980-81 (22-6, 15-3 SEC)

UKIT Champions
Ranked 8th AP, 8th UPI

Coach: Joe B. Hall

Captain: Chuck Verderber

N.29	EAST TENNESSEE ST.	1/NR	62-57	W
D.3	OHIO STATE	2/9	70-64	W
D.6	at Indiana	2/5	68-66	W
D.13	KANSAS	2/NR	87-73	W
D.19	1 ALASKA	2/NR	91-56	W
D.20	1 UAB (finals)	2/NR	61-53	W
D.27	2 Notre Dame	2/8	61-67	L
D.30	MAINE	5/NR	100-54	W
J.3	* GEORGIA	5/NR	76-62	W
J.7	* at Auburn	4/NR	79-66	W
J.10	* TENNESSEE	4/13	48-47	W
J.14	* OLE MISS	3/NR	64-55	W
J.17	* at Alabama	3/NR	55-59	L
J.19	* at LSU	3/6	67-81	L
J.21	* FLORIDA	6/NR	102-48	W
J.24	* at Vanderbilt	6/NR	78-64	W
J.28	* MISSISSIPPI STATE	7/NR	71-64	W
J.31	* at Georgia	7/NR	20T 71-68	W
F.4	* AUBURN	6/NR	102-74	W
F.7	* at Tennessee	6/10	71-87	L
F.11	* at Ole Miss	11/NR	62-55	W
F.14	* ALABAMA	11/NR	77-62	W
F.18	* at Florida	10/NR	69-56	W
F.21	* VANDERBILT	10/NR	80-48	W
F.25	* at Mississippi State	9/NR	78-74	W
M.1	* LSU	9/2	73-71	W
SEC Tournament (Birmingham, Ala.)				
M.5	3 Vanderbilt	7/NR	55-60	L
NCAA Second Round (Tuscaloosa, Ala.)				
M.15	4 UAB	8/NR	62-69	L

2040-1760

- 1 UK Invitation Tournament (Lexington, Ky.)
- 2 Freedom Hall (Louisville, Ky.)
- 3 Birmingham-Jefferson Civic Center (Birmingham, Ala.)
- 4 Coleman Coliseum (Tuscaloosa, Ala.)

—Leading Scorers—

Sam Bowie (7-1 So. C)	17.4
Dirk Minniefield (6-3 So. G)	10.4
Derrick Hord (6-6 So. G-F)	8.9
Fred Cowan (6-8 Sr. F)	8.2
Chuck Verderber (6-6 Jr. F)	7.5

1981-82 (22-8, 13-5 SEC)

SEC Co-Champions
UKIT Champions
Ranked 8th AP, 9th UPI

Coach: Joe B. Hall

Captain: Chuck Verderber

N.28	AKRON	3/NR	83-64	W
D.5	at Ohio State	2/NR	78-62	W
D.8	INDIANA	2/10	85-69	W
D.12	at Kansas	2/NR	OT 77-74	W
D.18	1 JACKSONVILLE	2/NR	107-91	W
D.19	1 SETON HALL	2/NR	98-74	W
D.26	2 North Carolina	2/1	69-82	L
D.29	3 Notre Dame	4/NR	OT 34-28	W
J.2	* at Georgia	4/NR	68-66	W
J.6	* AUBURN	3/NR	83-71	W
J.9	* at Tennessee	3/NR	66-70	L
J.13	* at Ole Miss	6/NR	85-67	L
J.16	* ALABAMA	6/13	86-69	W
J.20	* at Florida	9/NR	91-76	W
J.23	* VANDERBILT	9/NR	67-58	W
J.25	* LSU	9/NR	76-65	W
J.27	* at Mississippi State	7/NR	51-56	L
J.30	* GEORGIA	7/NR	82-73	W
F.3	* at Auburn	9/NR	OT 81-83	L
F.6	* TENNESSEE	9/16	77-67	W
F.10	* OLE MISS	12/NR	56-49	W

F.13	* at Alabama	12/10	72-62	W
F.17	* FLORIDA	10/NR	84-78	W
F.20	* at Vanderbilt	10/NR	73-69	W
F.24	* MISSISSIPPI STATE	7/NR	71-54	W
F.27	* at LSU	7/NR	78-94	L

SEC Tournament (Lexington, Ky.)

M.4	AUBURN	15/NR	89-66	W
M.5	OLE MISS	15/NR	62-58	W
M.6	ALABAMA	15/18	46-48	L

NCAA First Round (Nashville, Tenn.)

M.11	Middle Tennessee	15/NR	44-50	L
------	------------------	-------	-------	---

2199-1993

- 1 UK Invitation Tournament (Lexington, Ky.)
- 2 Continental Arena (East Rutherford, N.J.)
- 3 Freedom Hall (Louisville, Ky.)
- 4 Memorial Gymnasium (Nashville, Tenn.)

—Leading Scorers—

Derrick Hord (6-6 Jr. F)	16.3
Jim Master (6-5 So. G)	13.4
Melvin Turpin (6-10 So. C)	13.1
Dirk Minniefield (6-3 Jr. G)	11.3
Charles Hurt (6-6 Jr. F)	6.6

1982 Japan Exhibition Tour

(not counted in win-loss record)

Jul1	W. Germany (Kariya)	84-73	W
Jul2	France (Kyotta)	77-65W	
Jul4	W. Germany (Sapporo)	82-72	W
Jul7	Japan (Akita)	86-66	W
Jul10	France (Moebashi)	86-83	W
Jul11	Japan (Tokyo)	106-71	W

Note: the Wildcats also toured Taiwan and Hong Kong during the 1982 trip. The following are results of games played there:

Jul12	China #2 (Taipei)	86-63	W
Jul15	China #1 (Hong Kong)	119-48	W

1982-83 (23-8, 13-5 SEC)

SEC Champions
UKIT Champions
Ranked 12th AP, 12th UPI

Coach: Joe B. Hall

Captain: Charles Hurt

N.27	BUTLER	4/NR	90-53	W
D.1	at Notre Dame	3/NR	58-45	W
D.4	VILLANOVA	3/4	93-79	W
D.7	DETROIT	2/NR	83-46	W
D.11	ILLINOIS	2/NR	76-57	W
D.17	1 DUQUESNE	2/NR	55-42	W
D.18	1 TULANE	2/NR	80-61	W
D.22	at Indiana	2/5	59-62	L
D.29	2 Kansas	NR/NR	83-62	W
J.3	* OLE MISS	NR/NR	72-60	W
J.5	* LSU	NR/NR	52-50	W
J.8	* at Alabama	NR/5	67-74	L
J.10	* at Mississippi State	NR/NR	OT 59-53	W
J.15	* AUBURN	NR/NR	67-75	L
J.17	* FLORIDA	NR/NR	70-63	W
J.22	* at Vanderbilt	NR/NR	OT 82-77	W
J.29	* at Georgia	NR/NR	63-70	L
J.31	* at Tennessee	NR/NR	63-65	L
F.5	* ALABAMA	NR/NR	76-70	W
F.8	* MISSISSIPPI STATE	NR/NR	88-67	W
F.12	* at Auburn	NR/NR	71-69	W
F.14	* at Florida	NR/NR	73-61	W
F.19	* VANDERBILT	NR/NR	82-63	W
F.26	* GEORGIA	NR/NR	81-72	W
F.27	* TENNESSEE	NR/20	69-61	W
M.3	* at Ole Miss	NR/NR	61-58	W
M.5	* at LSU	NR/NR	80-74	L

SEC Tournament (Birmingham, Ala.)

M.11	3 Alabama	NR/NR	64-69	L
------	-----------	-------	-------	---

NCAA Second Round (Tampa, Fla.)

M.19	4 Ohio	NR/NR	57-40	W
------	--------	-------	-------	---

NCAA Midwest Region (Knoxville, Tenn.)

M.24	5 Indiana	NR/5	64-59	W
M.26	5 Louisville	NR/2	OT 68-80	L

2186-1937

- 1 UK Invitation Tournament (Lexington, Ky)
- 2 Freedom Hall (Louisville, Ky)
- 3 Birmingham-Jefferson Civic Center (Birmingham, Ala.)
- 4 Sun Dome (Tampa, Fla.)
- 5 Stokely Center (Knoxville, Tenn.)

—Leading Scorers—

Melvin Turpin (6-11 Jr. C)	15.1
Jim Master (6-5 Jr. G)	12.5
Derrick Hord (6-6 Sr. F)	8.9
Dirk Minniefield (6-3 Sr. G)	8.6
Charles Hurt (6-6 Sr. F)	8.2

1983-84 (29-5, 14-4 SEC)

NCAA Final Four
SEC Champions
SEC Tournament Champions
UKIT Champions
Ranked 3rd AP, 3rd UPI

Coach: Joe B. Hall
Captain: Dickey Beal

N.26	LOUISVILLE	2/6	65-44	W
D.3	INDIANA	1/NR	59-54	W
D.10	at Kansas	2/NR	72-50	W
D.16 1	WYOMING	2/NR	66-40	W
D.17 1	BYU	2/NR	93-59	W
D.20	at Cincinnati	2/NR	24-11	W
D.24	at Illinois	2/NR	56-54	W
D.28 2	Purdue	2/16	86-67	W
J.2 *	at Ole Miss	2/NR	68-55	W
J.7 *	at LSU	2/9	96-80	W
J.9 *	ALABAMA	2/NR	76-66	W
J.11 *	MISSISSIPPI STATE	2/NR	51-42	W
J.13 *	at Auburn	2/NR	63-82	L
J.17 *	at Florida	3/NR	57-69	L
J.20 *	VANDERBILT	3/NR	67-46	W
J.22	HOUSTON	3/4	74-67	W
J.28 *	GEORGIA	3/18	64-40	W
J.30 *	TENNESSEE	3/NR	93-74	W
F.4 *	at Alabama	3/NR	62-69	L
F.6 *	at Mississippi State	3/NR	77-58	W
F.11 *	AUBURN	6/16	84-64	W
F.13 *	FLORIDA	6/NR	67-65	W
F.19 *	at Vanderbilt	6/NR	58-54	W
F.25 *	at Georgia	4/NR	66-64	W
F.27 *	at Tennessee	4/NR	58-63	L
M.1 *	OLE MISS	3/NR	76-57	W
M.3 *	LSU	3/NR	90-68	W

SEC Tournament (Nashville, Tenn.)

M.8 3	Georgia	3/NR	92-79	W
M.9 3	Alabama	3/NR	48-46	W
M.10 3	Auburn	3/NR	51-49	W

NCAA Second Round (Birmingham, Ala.)

M.17 4	BYU	3/NR	93-68	W
--------	-----	------	-------	---

NCAA Mid-east Region (Lexington, Ky.)

M.22	LOUISVILLE	3/NR	72-67	W
M.24	ILLINOIS	3/6	54-51	W

NCAA Final Four (Seattle, Wash.)

M.31 5	Georgetown	3/2	40-53	L
--------	------------	-----	-------	---

2318-1975

- 1 UK Invitation Tournament (Lexington, Ky)
- 2 Freedom Hall (Louisville, Ky)
- 3 Memorial Gymnasium (Nashville, Tenn.)
- 4 Birmingham-Jefferson Civic Center (Birmingham, Ala.)
- 5 Kingdome (Seattle, Wash.)

—Leading Scorers—

Melvin Turpin (6-11 Sr. C)	15.2
Kenny Walker (6-8 So. F)	12.4
Sam Bowie (7-1 Sr. F)	10.5
Jim Master (6-5 Sr. G)	9.6
Winston Bennett (6-7 Fr. F)	6.5

1984-85 (18-13, 11-7 SEC)

UKIT Champions

Coach: Joe B. Hall

Captains: Winston Bennett and Kenny Walker

N.27	TOLEDO	NR/NR	63-54	W
D.1	at Purdue	NR/NR	56-66	L
D.4	SMU	NR/9	54-56	L
D.8	at Indiana	NR/11	68-81	L
D.15	at Louisville	NR/14	64-71	L
D.21 1	EAST TENNESSEE ST.	NR/NR	69-54	W
D.22 1	CINCINNATI	NR/NR	66-55	W
D.31 2	Kansas	NR/12	92-89	W
J.2 *	AUBURN	NR/NR	68-61	W
J.5	N.C. STATE	NR/17	78-62	W
J.7 *	VANDERBILT	NR/NR	75-58	W
J.9 *	at Ole Miss	NR/NR	57-45	W
J.12 *	at Alabama	NR/NR	58-60	L
J.16 *	MISSISSIPPI STATE	NR/NR	58-57	W
J.19 *	FLORIDA	NR/NR	55-67	L
J.23 *	at Georgia	NR/NR	73-81	L
J.27 *	at Tennessee	NR/NR	65-81	L
J.31 *	LSU	NR/NR	53-43	W
F.2 *	at Auburn	NR/NR	OT 49-47	W
F.7 *	at Vanderbilt	NR/NR	68-62	W
F.9 *	OLE MISS	NR/NR	67-52	W
F.13 *	ALABAMA	NR/NR	51-48	W

F.16 *	at Mississippi State	NR/NR	69-82	L
F.20 *	at Florida	NR/NR	76-68	W
F.24 *	GEORGIA	NR/18	77-79	L
F.28 *	TENNESSEE	NR/NR	92-67	W
M.2 *	at LSU	NR/NR	61-67	L

SEC Tournament (Birmingham, Ala.)

M.7 3	Florida	NR/NR	55-58	L
-------	---------	-------	-------	---

NCAA First/Second Round (Salt Lake City, Utah)

M.14 4	Washington	NR/NR	66-58	W
M.16 4	UNLV	NR/9	64-61	W

NCAA West Regional (Denver, Colo.)

M.22 5	St. John's	NR/3	70-86	L
--------	------------	------	-------	---

2037-1976

- 1 UK Invitation Tournament (Lexington, Ky)
- 2 Freedom Hall (Louisville, Ky)
- 3 Birmingham-Jefferson Civic Center (Birmingham, Ala.)
- 4 Huntsman Center (Salt Lake City, Utah)
- 5 McNichols Arena (Denver, Colo.)

—Leading Scorers—

Kenny Walker (6-8 Jr. F)	22.9
Ed Davender (6-1 Fr. G)	8.5
Winston Bennett (6-7 So. F)	7.2
Bret Bearup (6-9 Sr. C)	6.3
James Blackmon (6-2 So. G)	5.4
Roger Harden (6-1 Jr. G)	5.3

**EDDIE SUTTON ERA
(1986-89)**

1985-86 (32-4, 17-1 SEC)

SEC Champions
SEC Tournament Champions
Ranked 3rd AP, 3rd UPI

Coach: Eddie Sutton

Captains: Kenny Walker, Roger Harden and Leroy Byrd

N.22	NORTHWESTERN ST.	11/NR	77-58	W
N.26	at Chamaine	10/NR	89-57	W
N.27	at Hawaii	10/NR	98-65	W
D.3	CINCINNATI	9/NR	84-54	W
D.7	INDIANA	9/19	63-58	W
D.14	at Kansas	9/7	66-83	L
D.20 1	EAST CAROLINA	13/NR	86-52	W

D.21	1	PEPPERDINE	13/NR	88-56	W
D.28		LOUISVILLE	13/15	69-64	W
D.30	2	VMI	13/NR	93-55	W
J.4	*	at Vanderbilt	12/NR	80-71	W
J.6	*	at Auburn	12/NR	56-60	L
J.8	*	OLE MISS	11/NR	75-58	W
J.11	*	ALABAMA	11/NR	76-52	W
J.15	*	at Mississippi State	11/NR	64-52	W
J.18	*	at Florida	11/NR	72-55	W
J.23	*	GEORGIA	11/NR	74-69	W
J.25	*	TENNESSEE	11/NR	74-57	W
J.29	*	at LSU	8/17	54-52	W
J.31	*	AUBURN	8/NR	81-71	W
F.2		at North Carolina State	8/NR	51-54	L
F.5	*	VANDERBILT	12/NR	73-65	W
F.8	*	at Ole Miss	12/NR	62-58	W
F.13	*	at Alabama	11/18	73-71	W
F.15	*	MISSISSIPPI STATE	11/NR	88-62	W
F.19	*	FLORIDA	8/NR	80-69	W
F.22	*	at Georgia	8/NR	80-75	W
F.27	*	at Tennessee	5/NR	62-60	W
M.1	*	LSU	5/NR	68-57	W

SEC Tournament (Lexington)

M.6		OLE MISS	3/NR	95-69	W
M.7		LSU	3/NR	61-58	W
M.8		ALABAMA	3/NR	83-72	W

NCAA First/Second Round (Charlotte, N.C.)

M.14	3	Davidson	3/NR	75-55	W
M.16	3	Western Kentucky	3/NR	71-64	W

NCAA Southeast Regional (Atlanta, Ga.)

M.20	4	Alabama	3/NR	68-63	W
M.22	4	LSU	3/NR	57-59	L

2666-2210

- 1 UK Invitation Tournament (Lexington, Ky.)
- 2 Freedom Hall (Louisville, Ky.)
- 3 Charlotte Coliseum (Charlotte, N.C.)
- 4 The Omni (Atlanta, Ga.)

—Leading Scorers—

Kenny Walker (6-8 Sr. F)	20.0
Winston Bennett (6-7 Jr. F)	12.7
Ed Davender (6-2 So. G)	11.5
James Blackmon (6-3 Jr. G)	9.4
Roger Harden (6-1 Sr. G)	6.8

1986 Japan Tour

(Not counted in Won-Loss Record)

Jun21	*	Japan	80/55
Jun22	*	Finland	79/67
Jun24		Finland (Sendai)	82-65 W
Jun26		Japan (Niigata)	79-73W
Jun28		Finland (Ohtsu)	80-56W
Jun29		Czechoslovakia (Sapporo)	74-80 L
Jul2		S. China (Hong Kong)	87-45 W

* Kirin World Tournament (Tokyo)

1986-87 (11-11, 10-8 SEC)

UKIT Champions

Coach: Eddie Sutton

Captains: James Blackmon, Paul Andrews

N.29		AUSTIN PEAY	11/NR	71-69	W
D.2		TEXAS TECH	13/NR	66-60	W
D.6		at Indiana	13/3	66-71	L
D.13		LAMAR	19/NR	71-56	W
D.19	1	IONA	18/NR	75-59	W
D.20	1	BOSTON UNIVERSITY	18/NR	81-69	W
D.27		at Louisville	18/NR	85-51	W
D.30	2*	Georgia	11/NR	65-69	L
J.3	*	at Auburn	11/5	63-60	W
J.7	*	ALABAMA	9/NR	55-69	L
J.10	*	at Tennessee	9/NR	68-75	L
J.12	*	at Mississippi State	9/NR	57-49	W
J.14	*	FLORIDA	NR/NR	67-62	W
J.18	*	LSU	NR/NR	41-76	L
J.21	*	at Vanderbilt	NR/NR	71-65	W
J.25		NAVY	NR/18	80-69	W
J.29	*	at Ole Miss	NR/NR	65-76	L

J.31	*	MISSISSIPPI STATE	NR/NR	50-36	W
F.4	*	AUBURN	NR/20	75-71	W
F.7	*	at Alabama	NR/9	70-69	W
F.11	*	TENNESSEE	NR/NR	OT 91-84	W
F.14	*	at Florida	NR/19	56-74	L
F.19	*	VANDERBILT	NR/NR	65-54	W
F.21	*	at LSU	NR/NR	52-65	L
F.25	*	at Georgia	NR/NR	71-79	L
F.28	*	OLE MISS	NR/NR	64-63	W
M.1		OKLAHOMA	NR/12	75-74	W

SEC Tournament (Atlanta, Ga.)

M.6	3	Auburn	NR/NR	72-79	L
-----	---	--------	-------	-------	---

NCAA First/Second Rounds (Atlanta, Ga.)

M.13	3	Ohio State	NR/NR	77-91	L
------	---	------------	-------	-------	---

1965-1944

- 1 UK Invitation Tournament (Lexington, Ky.)
- 2 Freedom Hall (Louisville, Ky.)
- 3 The Omni (Atlanta, Ga.)

—Leading Scorers—

Rex Chapman (6-4 Fr. G)	16.0
Ed Davender (6-3 Jr. G)	15.2
Richard Madison (6-7 Jr. F)	9.1
James Blackmon (6-3 Sr. G)	8.4
Robert Lock(6-11 Jr. C)	7.5

1987-88 (25-5, 13-5 SEC)*

UKIT Champions
Ranked 6th AP, 6th UPI

Coach: Eddie Sutton

Captains: Winston Bennett, Ed Davender, Cedric Jenkins, Rob Lock, Richard Madison

N.28		HAWAII	5/NR	86-59	W
D.1		CINCINNATI	2/NR	101-77	W
D.5	1	Indiana	2/5	OT 82-76	W
D.12		LOUISVILLE	1/NR	76-75	W
D.18	2	MIAMI, OHIO	1/NR	85-71	W
D.19	2	CHARLOTTE	1/NR	84-81	W
D.28		ALASKA	2/NR	100-58	W
D.31		VANDERBILT	2/NR	81-74	W
J.2	*	at Georgia	2/NR	84-77	W
J.6	*	MISSISSIPPI STATE	1/NR	93-52	W
J.9	*	AUBURN	1/NR	52-53	L
J.13	*	at Alabama	5/NR	63-55	W
J.16	*	TENNESSEE	5/NR	83-65	W
J.20	*	FLORIDA	4/NR	56-58	L
J.23	*	at LSU	4/NR	76-61	W
J.27	*	at Vanderbilt	9/NR	66-83	L
J.31	3	Notre Dame	9/NR	78-69	W
F.3	*	OLE MISS	10/NR	94-65	W
F.6	*	at Mississippi State	10/NR	83-59	W
F.10	*	at Auburn	10/NR	69-62	W
F.13	*	ALABAMA	10/NR	82-68	W
F.17	*	at Tennessee	9/NR	70-72	L
F.20	*	at Florida	9/NR	76-83	L
F.24	*	LSU	12/NR	95-69	W
F.28		SYRACUSE	12/10	62-58	W
M.2	*	GEORGIA	8/NR	80-72	W
M.5	*	at Ole Miss	8/NR	78-71	W

SEC Tournament (Baton Rouge, La.)

M.11	4	Ole Miss	6/NR	82-64	W
M.12	4	at LSU	6/NR	86-80	W
M.13	4	Georgia	6/NR	62-57	W

2385-2024

- 1 RCA Dome (Indianapolis, Ind.)
- 2 UK Invitation Tournament (Lexington, Ky.)
- 3 Freedom Hall (Louisville, Ky.)
- 4 Pete Maravich Assembly Center (Baton Rouge, La.)

—Leading Scorers—

Rex Chapman (6-4 So. G)	19.0
Ed Davender (6-3 Sr. G)	15.7
Winston Bennett (6-7 Sr. F)	15.3
Rob Lock (6-11 Sr. C)	10.9
Eric Manuel (6-6 Fr. F)	7.1

*As part of sanctions imposed upon the UK basketball program in 1989, the NCAA ordered Kentucky to erase from the record three NCAA tournament games from the 1987-88 season. Kentucky's 99-84 win over Southern, a 90-81 win over Maryland and an

80-74 loss to Villanova have been deleted from the records, thus changing the 1987-88 season record from 27-6 to 25-5.
 The presidents of the Southeastern Conference institutions voted to strip Kentucky of the 1987-88 SEC regular season and SEC Tournament championships. Kentucky was not forced to forfeit any of those regular season or tournament games.

1988-89 (13-19, 8-10 SEC)

Coach: Eddie Sutton
 Captain: Mike Scott

N.19	1	Duke	NR/1	55-80	L
N.25	2	Iona	NR/NR	56-54	W
N.26	2	Seton Hall	NR/NR	60-63	L
N.28	2	California	NR/NR	89-71	W
D.3	3	Notre Dame	NR/NR	65-81	L
D.7		NORTHWESTERN ST.	NR/NR	82-85	L
D.10		WESTERN CAROLINA	NR/NR	78-60	W
D.16	4	Bowling Green	NR/NR	54-56	L
D.17	4	MARSHALL	NR/NR	91-78	W
D.20		INDIANA	NR/NR	52-75	L
D.27	5	Austin Peay	NR/NR	85-77	W
D.31		at Louisville	NR/14	75-97	L
J.4	*	GEORGIA	NR/NR	76-65	W
J.7	*	VANDERBILT	NR/NR	70-61	W
J.12	*	at Florida	NR/NR	69-56	W
J.14	*	LSU	NR/NR	62-64	L
J.18	*	at Alabama	NR/NR	64-76	L
J.21	*	at Tennessee	NR/17	66-65	W
J.25	*	AUBURN	NR/NR	86-76	W
J.28	*	at Ole Miss	NR/NR	65-70	L
F.1	*	MISSISSIPPI STATE	NR/NR	73-61	W
F.5	*	at Georgia	NR/NR	72-84	L
F.8	*	at Vanderbilt	NR/NR	51-81	L
F.11	*	FLORIDA	NR/NR	53-59	L
F.15	*	at LSU	NR/NR	80-99	L
F.18	*	ALABAMA	NR/NR	67-71	L
F.20	*	at Auburn	NR/NR	75-77	L
F.22	*	TENNESSEE	NR/NR	76-71	W
F.26		at Syracuse	NR/6	73-89	L
M.1	*	OLE MISS	NR/NR	70-69	W
M.4	*	at Mississippi State	NR/NR	67-68	L
SEC Tournament (Knoxville, Tenn.)					
M.10	6	Vanderbilt	NR/NR	63-77	L

- 1 Tip-off Classic (Springfield, Mass.)
- 2 Great Alaska Shootout (Anchorage, Alaska)
- 3 RCA Dome (Indianapolis, Ind.)
- 4 UK Invitation Tournament (Lexington, Ky)
- 5 Freedom Hall (Louisville, Ky)
- 6 Thompson-Boling Arena (Knoxville, Tenn.)

—Leading Scorers—

LeRon Ellis (6-10 So. C)	16.0
Chris Mills (6-7 Fr. F)	14.3
Derrick Miller (6-5 Jr. G)	13.9
Reggie Hanson (6-7 So. F)	9.8
Sean Sutton (6-1 So. G)	5.9

**RICK PITINO ERA
(1990-97)**

1989-90 (14-14, 10-8 SEC)

Coach: Rick Pitino
 Captain: Derrick Miller

N.28		OHIO	NR/NR	76-73	W
D.2	1	Indiana	NR/14	69-71	L
D.4	*	MISSISSIPPI STATE	NR/NR	102-97	W
D.6		TENNESSEE TECH	NR/NR	111-75	W
D.9		at Kansas	NR/2	95-150	L
D.19		FURMAN	NR/NR	104-73	W
D.22	2	PORTLAND	NR/NR	88-71	W
D.23	2	UL LAFAYETTE	NR/NR	OT 113-116	L
D.27	3	North Carolina	NR/24	110-121	L
D.30		LOUISVILLE	NR/8	79-86	L

J.3	*	at Georgia	NR/NR	91-106	L
J.6	*	at Vanderbilt	NR/NR	85-92	L
J.10	*	FLORIDA	NR/NR	89-81	W
J.13	*	at LSU	NR/14	81-94	L
J.17	*	ALABAMA	NR/25	82-65	W
J.20	*	TENNESSEE	NR/NR	95-63	W
J.24	*	at Auburn	NR/NR	70-74	L
J.27	*	OLE MISS	NR/NR	98-79	W
J.31	*	at Mississippi State	NR/NR	86-87	L
F.3	*	GEORGIA	NR/NR	88-77	W
F.7	*	VANDERBILT	NR/NR	100-73	W
F.12	*	at Florida	NR/NR	78-74	W
F.15	*	LSU	NR/9	100-95	W
F.17	*	at Alabama	NR/NR	58-83	L
F.21	*	at Tennessee	NR/NR	100-102	L
F.24	*	AUBURN	NR/NR	98-95	W
F.28	*	at Ole Miss	NR/NR	74-88	L
M.5		at Notre Dame	NR/NR	67-80	L

2487-2461

- 1 RCA Dome (Indianapolis, Ind.)
- 2 UK Invitation Tournament (Lexington, Ky)
- 3 Freedom Hall (Louisville, Ky)

—Leading Scorers—

Derrick Miller (6-5 Sr. G)	19.2
Reggie Hanson (6-7 Jr. C)	16.4
Deron Feldhaus (6-7 So. F)	14.4
John Pelphey (6-7 So. F)	13.0
Sean Woods (6-2 So. G)	9.1

1990-91 (22-6, 14-4 SEC)

**Best Record in SEC
Ranked 9th AP**

Coach: Rick Pitino

Captains: Deron Feldhaus, Reggie Hanson, John Pelphey

N.24		PENNSYLVANIA	NR/NR	85-62	W
N.28		at Cincinnati	NR/NR	75-71	W
D.1	1	Notre Dame	NR/NR	98-90	W
D.8		KANSAS	25/NR	88-71	W
D.10		at North Carolina	25/10	81-84	L
D.15		CHATTANOOGA	18/NR	86-70	W
D.18		at Indiana	18/6	84-87	L
D.21	2	Western Kentucky	18/NR	84-70	W
D.27		EASTERN KENTUCKY	18/NR	74-60	W
D.29		at Louisville	18/NR	93-85	W
J.2	*	at Georgia	16/NR	81-80	W
J.5	*	LSU	16/14	93-80	W
J.9	*	MISSISSIPPI STATE	11/NR	89-70	W
J.12	*	at Tennessee	11/NR	78-74	W
J.16	*	at Ole Miss	9/NR	95-85	W
J.19	*	VANDERBILT	9/NR	58-50	W
J.23	*	FLORIDA	8/NR	81-65	W
J.26	*	at Alabama	9/NR	83-88	L
J.29	*	at Auburn	10/NR	89-81	W
F.3	*	GEORGIA	10/NR	96-84	W
F.5	*	at LSU	10/19	88-107	L
F.9	*	at Mississippi State	10/NR	82-83	L
F.13	*	TENNESSEE	16/NR	85-74	W
F.16	*	OLE MISS	16/NR	89-77	W
F.20	*	at Vanderbilt	12/NR	87-98	L
F.23	*	at Florida	12/NR	90-74	L
F.26	*	ALABAMA	13/NR	79-73	W
M.2	*	AUBURN	13/NR	114-93	W

2405-2186

- 1 RCA Dome (Indianapolis, Ind.)
- 2 Freedom Hall (Louisville, Ky)

—Leading Scorers—

John Pelphey (6-7 Jr. F)	14.4
Reggie Hanson (6-8 Sr. C)	14.4
Jamal Mashburn (6-9 Fr. F)	12.9
Deron Feldhaus (6-7 Jr. F)	10.8
Richie Farmer (6-0 Jr. G)	10.1

1991-92 (29-7, 12-4 SEC)

**SEC East Champions
SEC Tournament Champions
Ranked 6th AP, 6th CNN/USA Today**

Coach: Rick Pitino

Captains: Richie Farmer, Deron Feldhaus, John Pelphrey and Sean Woods

N.20	1	WEST VIRGINIA	4NR	106-80	W
N.22	1	PITTSBURGH	4NR	67-85	L
D.4		MASSACHUSETTS	14NR	90-69	W
D.7	2	Indiana	14/9	76-74	W
D.10		TEXAS STATE	9NR	82-36	W
D.12	3	Morehead State	9NR	101-84	W
D.14		ARIZONA STATE	9NR	94-68	W
D.21		at Georgia Tech	8/13	80-81	L
D.23	4	Ohio	17NR	73-63	W
D.28		LOUISVILLE	17/21	103-89	W
J.2		NOTRE DAME	17NR	91-70	W
J.4	*	at South Carolina	17NR	80-63	W
J.7	*	GEORGIA	15NR	78-66	W
J.11	*	FLORIDA	15NR	81-60	W
J.15	*	at Vanderbilt	10NR	84-71	W
J.18		EASTERN KENTUCKY	10NR	85-55	W
J.21	*	at Tennessee	8NR	85-107	L
J.25	*	ARKANSAS	8/9	88-105	L
J.29	*	OLE MISS	14NR	98-78	W
F.2	*	at LSU	14NR	53-74	L
F.8	*	at Auburn	19NR	85-67	W
F.12	*	ALABAMA	19/16	107-83	W
F.15		WESTERN KENTUCKY	19NR	93-83	W
F.19	*	at Mississippi State	13NR	89-84	W
F.23	*	at Georgia	13NR	84-73	W
F.26	*	SOUTH CAROLINA	11NR	74-56	W
M.1	*	VANDERBILT	11NR	80-56	W
M.4	*	at Florida	10NR	62-79	L
M.7	*	TENNESSEE	10NR	99-88	W

SEC Tournament (Birmingham, Ala.)

M.13	5	Vanderbilt	9NR	76-57	W
M.14	5	LSU	9/23	80-74	W
M.15	5	Alabama	9/17	80-54	W

NCAA First/Second Rounds (Worcester, Mass.)

M.20	6	Old Dominion	6NR	88-69	W
M.22	6	Iowa State	6NR	106-98	W

NCAA East Regional (Philadelphia, Pa.)

M.26	7	Massachusetts	6/17	87-77	W
M.28	7	Duke	6/1	OT 103-104	L

3086-2680

- 1 Preseason NIT (Lexington, Ky.)
- 2 RCA Dome (Indianapolis, Ind.)
- 3 Freedom Hall (Louisville, Ky.)
- 4 US Bank Arena (Cincinnati, Ohio)
- 5 Birmingham-Jefferson Civic Center (Birmingham, Ala.)
- 6 Centrum (Worcester, Mass.)
- 7 Spectrum (Philadelphia, Pa.)

—Leading Scorers—

Jamal Mashburn (6-8 So. F)	21.3
John Pelphrey (6-7 Sr. F)	12.5
Deron Feldhaus (6-7 Sr. F)	11.4
Richie Farmer (6-0 Sr. G)	9.6
Sean Woods (6-2 Sr. G)	7.7

1992-93 (30-4, 13-3 SEC)

**NCAA Final Four
SEC Tournament Champions
ECAC Holiday Festival Champions
Ranked 2nd AP, 3rd CNN/USA Today**

Coach: Rick Pitino

Captains: Junior Braddy, Dale Brown

D.2		WRIGHT STATE	5NR	81-65	W
D.5		GEORGIA TECH	5/13	96-87	W
D.8		EASTERN KENTUCKY	3NR	82-73	W
D.12		at Louisville	3/9	88-68	W
D.19		MOREHEAD STATE	3NR	108-65	W
D.22		MIAMI, OHIO	3NR	65-49	W
D.28	1	Rutgers	3NR	89-67	W
D.30	1	St. John's (finals)	3NR	86-77	W
J.3	2	Indiana	3/4	81-78	W

J.5	*	at Georgia	2NR	74-59	W
J.9	*	TENNESSEE	2NR	84-70	W
J.13	*	at Vanderbilt	1NR	86-101	L
J.19	*	at Alabama	4NR	73-59	W
J.23	*	at South Carolina	4NR	108-82	W
J.26	*	LSU	4NR	105-67	W
J.30	*	FLORIDA	4NR	71-48	W
F.3	*	MISSISSIPPI STATE	2NR	87-63	W
F.6	*	VANDERBILT	2/11	82-67	W
F.10	*	at Arkansas	2/14	94-101	L
F.13		at Notre Dame	2NR	81-62	W
F.17	*	SOUTH CAROLINA	2NR	87-66	W
F.20	*	GEORGIA	2NR	86-70	W
F.24	*	at Tennessee	2NR	77-78	L
F.27	*	AUBURN	2NR	80-78	W
M.3	*	at Ole Miss	5NR	98-66	W
M.7	*	at Florida	5NR	85-77	W

SEC Tournament (Lexington, Ky.)

M.12		TENNESSEE	4NR	101-40	W
M.13		ARKANSAS	4/14	92-81	W
M.14		LSU	4NR	82-65	W

NCAA First/Second Rounds (Nashville, Tenn.)

M.19	3	Rider College	2NR	96-52	W
M.21	3	Utah	2/19	83-62	W

NCAA Southeast Regional (Charlotte, N.C.)

M.25	4	Wake Forest	2/16	103-69	W
M.27	4	Florida State	2/11	106-81	W

NCAA Final Four (New Orleans, La.)

A.3	5	Michigan	2/3	OT 78-81	L
-----	---	----------	-----	----------	---

- 1 ECAC Holiday Festival (Madison Square Garden, N.Y., N.Y.)
- 2 Freedom Hall (Louisville, Ky.)
- 3 Memorial Gymnasium (Nashville, Tenn.)
- 4 Charlotte Coliseum (Charlotte, N.C.)
- 5 Louisiana Superdome (New Orleans, La.)

—Leading Scorers—

Jamal Mashburn (6-8 Jr. F)	21.0
Travis Ford (5-9 Jr. G)	13.6
Dale Brown (6-2 Sr. G)	9.4
Rodrick Rhodes (6-6 Fr. F)	9.1
Rodney Dent (6-10 Jr. C)	6.4

1993-94 (27-7, 12-4 SEC)

**SEC East Co-Champions
SEC Tournament Champions
Maui Invitational Champions
Ranked 7th AP, 8th CNN/USA Today**

Coach: Rick Pitino

Captains: Travis Ford, Gmel Martinez, Jeff Brassow

N.27		LOUISVILLE	2/7	78-70	W
D.1		TENNESSEE TECH	1NR	115-77	W
D.4	1	Indiana	1/21	84-96	L
D.8		EASTERN KENTUCKY	6NR	107-78	W
D.17		MOREHEAD STATE	5NR	97-61	W
D.21	2	Texas	5NR	86-61	W
D.22	2	Ohio State	5NR	100-88	W
D.23	2	Arizona	5/13	93-92	W
D.28		SAN FRANCISCO	5NR	110-83	W
D.30		ROBERT MORRIS	5NR	92-67	W
J.4	*	VANDERBILT	4/22	107-82	W
J.6		NOTRE DAME	4NR	84-59	W
J.8	*	at Georgia	4NR	OT 90-94	L
J.12	3*	Ole Miss	8NR	98-64	W
J.15	*	TENNESSEE	8NR	93-74	W
J.18	*	at Florida	7NR	57-59	L
J.22	*	at Mississippi State	7NR	86-70	W
J.26	*	SOUTH CAROLINA	9NR	79-67	W
J.30	*	at Auburn	9NR	91-74	W
F.2	*	ALABAMA	7NR	82-67	W
F.6	4	Massachusetts	7/11	67-64	W
F.9	*	ARKANSAS	4/3	82-90	L
F.12		at Syracuse	4/14	85-93	L
F.15	*	at LSU	11NR	99-95	W
F.19	*	at Vanderbilt	11NR	77-69	W
F.23	*	at Tennessee	7NR	77-73	W

F27	*	GEORGIA	7/NR	80-59	W
M.2	*	FLORIDA	7/19	80-77	W
M.5	*	at South Carolina	7/NR	74-75	L

SEC Tournament (Memphis, Tenn.)

M.11	5	Mississippi State	10/NR	95-76	W
M.12	5	Arkansas	10/1	90-78	W
M.13	5	Florida	10/17	73-60	W

NCAA First/Second Rounds (St. Petersburg, Fla.)

M.18	6	Tennessee State	7/NR	83-70	W
M.20	6	Marquette	7/21	63-75	L

2954-2537

- 1 RCA Dome (Indianapolis, Ind.)
- 2 Maui Invitational (Maui, Hawaii)
- 3 Freedom Hall (Louisville, Ky.)
- 4 Continental Arena (East Rutherford, N.J.)
- 5 The Pyramid (Memphis, Tenn.)
- 6 Tropicana Field (St. Petersburg, Fla.)

—Leading Scorers—

Tony Delk (6-1 So. G)	16.6
Rodrick Rhodes (6-7 So., F)	14.6
Travis Ford (5-9 Sr. G)	11.3
Jared Prickett (6-9 So. F)	8.2
Andre Riddick (6-9 Jr. C)	7.9

1994-95 (28-5, 14-2 SEC)

SEC Champions
SEC East Champions
SEC Tournament Champions
Ranked 2nd AP, 5th CNN/USA Today

Coach: Rick Pitino

Captains: Tony Delk, Mark Pope, Rodrick Rhodes

N.26	UT-MARTIN	4/NR	124-50	W
N.30	OHIO	3/14	79-74	W
D.3	1 UCLA	3/5	81-82	L
D.7	2 Indiana	7/NR	73-70	W
D.10	BOSTON UNIVERSITY	7/NR	90-49	W
D.17	3 Texas Tech	6/NR	83-68	W
D.27	MARSHALL	5/NR	116-75	W
J.1	at Louisville	5/NR	86-88	L
J.4	* AUBURN	8/NR	98-64	W
J.7	* at South Carolina	8/NR	80-55	W
J.10	* at Florida	7/15	83-67	W
J.14	* GEORGIA	7/NR	83-71	W
J.18	4* Ole Miss	5/NR	82-65	W
J.21	* VANDERBILT	5/NR	81-68	W
J.25	* TENNESSEE	5/NR	69-50	W
J.29	* at Arkansas	5/9	92-94	L
F.1	* SOUTH CAROLINA	6/NR	90-72	W
F.5	SYRACUSE	6/10	77-71	W
F.8	* at Tennessee	5/NR	68-48	W
F.12	at Notre Dame	5/NR	97-58	W
F.14	* MISSISSIPPI STATE	4/23	71-76	L
F.18	* FLORIDA	4/NR	87-77	W
F.21	* at Alabama	6/20	72-52	W
F.25	* at Vanderbilt	6/NR	71-60	W
M.1	* at Georgia	5/NR	97-74	W
M.4	* LSU	5/NR	127-80	W

SEC Tournament (Atlanta, Ga.)

M.10	5	Auburn	3/NR	93-81	W
M.11	5	Florida	3/NR	86-72	W
M.12	5	Arkansas	3/5	OT 95-93	W

NCAA First/Second Rounds (Memphis, Tenn.)

M.16	6	Mount St. Mary's	2/NR	113-67	W
M.18	6	Tulane	2/NR	82-60	W

NCAA Southeast Regional (Birmingham, Ala.)

M.23	7	Arizona State	2/16	97-73	W
M.25	7	North Carolina	2/4	61-74	L

2884-2278

- 1 Wooden Classic (Arrowhead Pond, Anaheim, Calif.)
- 2 Freedom Hall (Louisville, Ky.)
- 3 US Bank Arena (Cincinnati, Ohio)
- 4 The Pyramid (Memphis, Tenn.)
- 5 Georgia Dome (Atlanta, Ga.)
- 6 The Pyramid (Memphis, Tenn.)
- 7 Birmingham-Jefferson Civic Center (Birmingham, Ala.)

—Leading Scorers—

Tony Delk (6-1 Jr. G)	16.7
Rodrick Rhodes (6-7 Jr. F)	12.9
Walter McCarty (6-9 Jr. F)	10.5
Jeff Sheppard (6-4 So. G)	8.3
Mark Pope (6-10 Jr. C)	8.2

1995 Italy Tour

(Not counted in Won-Loss Record)

Aug.14	at Cagiva Varese	123-114	W
Aug.16	at Venice Rayer	113-78	W
Aug.17	Russia Dinamo (Venice)	116-81	W
Aug.18	at Montecatini	115-123	L
Aug.21	Siena (Scauri)	115-86	W

1995-96 (34-2, 16-0 SEC)

National Champions
SEC Champions#
SEC East Champions
ECAC Holiday Festival Champions
Ranked 1st CNN/USA Today, 2nd AP

Coach: Rick Pitino

Captains: Tony Delk, Walter McCarty, Mark Pope

N.24	1	Maryland	1/14	96-84	W
N.28	2	Massachusetts	1/7	82-92	L
D.2	3	Indiana	1/NR	89-82	W
D.6	WISC.-GREEN BAY	5/NR	74-62	W	
D.9	GEORGIA TECH	5/16	83-60	W	
D.16	MOREHEAD STATE	5/NR	96-32	W	
D.19	4 Marshall	4/NR	118-99	W	
D.23	LOUISVILLE	4/25	89-66	W	
D.27	5 Rider	2/NR	90-65	W	
D.29	5 Iona	2/NR	106-79	W	
J.3	* at South Carolina	2/NR	89-60	W	
J.6	* OLE MISS	2/NR	90-60	W	
J.9	* at Mississippi State	2/12	74-56	W	
J.13	* TENNESSEE	2/NR	61-44	W	
J.16	* at LSU	2/NR	129-97	W	
J.20	TCU	2/NR	124-80	W	
J.24	* at Georgia	2/NR	82-77	W	
J.27	* SOUTH CAROLINA	2/NR	89-57	W	
F.3	* FLORIDA	2/NR	77-63	W	
F.7	* at Vanderbilt	2/NR	120-81	W	
F.11	* ARKANSAS	2/NR	88-73	W	
F.14	* GEORGIA	2/NR	86-73	W	
F.17	* at Tennessee	2/NR	90-50	W	
F.20	* ALABAMA	2/NR	84-65	W	
F.24	* at Florida	2/NR	94-63	W	
F.27	* at Auburn	1/NR	88-73	W	
M.2	* VANDERBILT	1/NR	101-63	W	

SEC Tournament (New Orleans, La.)

M.8	6	Florida	1/NR	100-76	W
M.9	6	Arkansas	1/NR	95-75	W
M.10	6	Mississippi State	1/NR	73-84	L

NCAA First/Second Rounds (Dallas, Texas)

M.14	7	San Jose State	2/NR	110-72	W
M.16	7	Virginia Tech	2/22	84-60	W

NCAA Midwest Regional (Minneapolis, Minn.)

M.21	8	Utah	2/12	101-70	W
M.23	8	Wake Forest	2/9	83-63	W

NCAA Final Four (East Rutherford, N.J.)

M.30	9	Massachusetts	2/1	81-74	W
A.1	9	Syracuse	2/15	76-67	W

3292-2497

- 1 Tip-Off Classic (Springfield, Mass.)
 - 2 Great Eight (The Palace, Auburn Hills, Mich.)
 - 3 RCA Dome (Indianapolis, Ind.)
 - 4 Freedom Hall (Louisville, Ky.)
 - 5 ECAC Holiday Festival (Madison Square Garden, N.Y., N.Y.)
 - 6 Louisiana Superdome (New Orleans, La.)
 - 7 Reunion Arena (Dallas, Texas)
 - 8 Hubert H. Humphrey Metrodome (Minneapolis, Minn.)
 - 9 Continental Arena (East Rutherford, N.J.)
- #UK's 16-0 regular season SEC record was the first perfect league slate since Alabama went 14-0 in 1956.

—Leading Scorers—

Tony Delk (6-1 Sr. G)	17.8
Antoine Walker (6-8 So. F)	15.2
Walter McCarty (6-10 Sr. F)	11.3
Derek Anderson (6-4 Jr. G-F)	9.4
Ron Mercer (6-7 Fr. F)	8.0

1996-97 (35-5, 13-3 SEC)

National Runner-up
 SEC Tournament Champions
 2nd SEC East (13-3)
 Great Alaska Shootout Champions
 Ranked 2nd CNUUSA Today, 5th AP

Coach: Rick Pitino

Captains: Derek Anderson, Anthony Epps, Jared Prickett

N.15	1	Clemson	3/20	OT	71-79	L
N.28	2	Syracuse	8/12		87-53	W
N.29	2	Alaska Anchorage	8/NR		104-72	W
N.30	2	College of Charleston	8/NR		92-65	W
D.3	3	Purdue	6/NR		101-87	W
D.7	4	Indiana	6/8		99-65	W
D.9		WRIGHT STATE	6/NR		90-62	W
D.14		NOTRE DAME	3/NR		80-56	W
D.21	5	Georgia Tech	3/NR		88-59	W
D.23		UNC ASHEVILLE	3/NR		105-51	W
D.28	6	Ohio State	3/NR		81-65	W
D.31		at Louisville	3/14		74-54	W
J.4	*	TENNESSEE	3/NR		74-40	W
J.7	*	MISSISSIPPI STATE	3/NR		90-61	W
J.9		CANISIUS	3/NR		68-45	W
J.11	*	at Ole Miss	3/NR		69-73	L
J.14	*	at Georgia	5/21		86-65	W
J.18	*	AUBURN	5/NR		77-53	W
J.22	7*	Vanderbilt	3/NR		58-46	W
J.26	*	at Arkansas	3/NR		83-73	W
J.29	*	at Florida	3/NR		92-65	W
F.1	*	GEORGIA	3/NR		82-57	W
F.4	*	at South Carolina	3/19	OT	79-84	L
F.6		WESTERN CAROLINA	3/NR		82-55	W
F.9		VILLANOVA	3/16		93-56	W
F.12	*	LSU	4/NR		84-48	W
F.15	*	FLORIDA	4/NR		85-56	W
F.19	*	at Alabama	3/NR		75-61	W
F.22	*	at Vanderbilt	3/NR		82-79	W
F.25	*	at Tennessee	3/NR		74-64	W
M.2	*	SOUTH CAROLINA	3/6		66-72	L

SEC Tournament (Memphis, Tenn.)

M.7	8	Auburn	6/NR		92-50	W
M.8	8	Ole Miss	6/NR		88-70	W
M.9	8	Georgia	6/24		95-68	W

NCAA First/Second Round (Salt Lake City, Utah)

M.13	9	Montana	5/NR		92-54	W
M.15	9	Iowa	5/NR		75-69	W

NCAA West Regional (San Jose, Calif.)

M.20	10	St. Joseph's	5/12		83-68	W
M.22	10	Utah	5/2		72-59	W

NCAA Final Four (Indianapolis, Ind.)

M.29	1	Minnesota	5/3		78-69	W
M.31	1	Arizona (finals)	5/15	OT	79-84	L

3325-2512

- 1 RCA Dome (Indianapolis, Ind.)
- 2 Great Alaska Shootout (Anchorage, Alaska)
- 3 Great Eight (United Center, Chicago, Ill.)
- 4 Freedom Hall (Louisville, Ky.)
- 5 Georgia Dome (Atlanta, Ga.)
- 6 Rock 'n Roll Shootout (Gund Arena, Cleveland, Ohio)
- 7 US Bank Arena (Cincinnati, Ohio)
- 8 The Pyramid (Memphis, Tenn.)
- 9 Huntsman Center (Salt Lake City, Utah)
- 10 San Jose Arena (San Jose, Calif.)

—Leading Scorers—

Ron Mercer (6-7 So. G-F)	18.1
Derek Anderson (6-5 Sr. G)	17.7
Scott Padgett (6-9 So. F)	9.6
Anthony Epps (6-2 Sr. G)	8.9
Allen Edwards (6-5 Jr. F)	8.6

ORLANDO
"TUBBY" SMITH ERA
(1998-2007)

1997-98 (35-4, 14-2 SEC)

National Champions
 SEC Champions
 SEC East Champions
 SEC Tournament Champions
 Ranked 5th AP, 1st USA Today/ESPN

Coach: Tubby Smith

Captains: Allen Edwards, Cameron Mills, Jeff Sheppard

N.20		MOREHEAD STATE	9/NR		88-49	W
N.24	1	George Washington	9/NR		70-55	W
N.25	1	Arizona	8/1		74-89	L
N.26	1	Missouri	8/NR		77-55	W
N.29	2	Clemson	8/13		76-61	W
D.3	3	Purdue	7/6		89-75	W
D.6	4	Indiana	7/NR		75-72	W
D.10		at Canisius	4/NR		81-54	W
D.13		GEORGIA TECH	4/24		85-71	W
D.20		TULSA	4/NR		74-53	W
D.23		AMERICAN	4/NR		75-52	W
D.27		LOUISVILLE	4/NR		76-79	L
D.30		at Ohio	6/NR		95-58	W
J.3	*	VANDERBILT	6/NR		71-62	W
J.6	*	at Georgia	6/NR		90-79	W
J.10	*	at Mississippi State	6/NR		77-71	W
J.13	*	SOUTH CAROLINA	6/14		91-70	W
J.17	*	ARKANSAS	6/22	OT	80-77	W
J.21	5*	Alabama	7/NR		70-67	W
J.24	*	at Tennessee	7/NR		85-67	W
J.27	*	at Vanderbilt	7/NR		63-61	W
F.1	*	FLORIDA	7/NR		78-86	L
F.4	*	at LSU	8/NR		63-61	W
F.8		at Villanova	8/NR		79-63	W
F.11	*	TENNESSEE	7/NR		80-74	W
F.14	*	OLE MISS	7/18		64-73	L
F.18	*	at Florida	8/NR		79-54	W
F.22	*	GEORGIA	8/NR		85-74	W
F.25	*	at Auburn	7/NR		83-58	W
F.28	*	at South Carolina	7/14		69-57	W

SEC Tournament (Atlanta, Ga.)

M.6	6	Alabama	7/NR		82-71	W
M.7	6	Arkansas	7/16		99-74	W
M.8	6	South Carolina (finals)	7/15		86-56	W

NCAA First/Second Rounds (Atlanta, Ga.)

M.13	6	South Carolina State	5/NR		82-67	W
M.15	6	Saint Louis	5/NR		88-61	W

NCAA South Regional (St. Petersburg, Fla.)

M.20	7	UCLA	5/19		94-68	W
M.22	7	Duke	5/3		86-84	W

NCAA Final Four (San Antonio, Texas)

M.28	8	Stanford	5/10	OT	86-85	W
M.30	8	Utah	5/7		78-69	W

3123-2612

- 1 Maui Invitational (Maui, Hawaii)
- 2 Premier Classic (Phoenix, Ariz.)
- 3 Great Eight (United Center, Chicago, Ill.)
- 4 RCA Dome (Indianapolis, Ind.)
- 5 Freedom Hall (Louisville, Ky.)
- 6 Georgia Dome (Atlanta, Ga.)
- 7 Tropicana Field (St. Petersburg, Fla.)
- 8 Alamodome (San Antonio, Texas)

—Leading Scorers—

Jeff Sheppard (6-3 Sr. G)	13.7
Nazr Mohammed (6-10 Jr. C)	12.0
Scott Padgett (6-9 Jr. F)	11.5
Wayne Turner (6-2 Jr. G)	9.3
Allen Edwards (6-5 Sr. F)	9.2

1998-99 (28-9, 11-5 SEC)

SEC Tournament Champions
Ranked 8th AP, 15th USA Today/ESPN

Coach: Tubby Smith

Captains: Heshimu Evans, Scott Padgett, Wayne Turner

N.17	EASTERN KENTUCKY	4/NR	99-64	W
N.19	MERCER	4/NR	82-51	W
N.23	1 Wright State	4/NR	97-75	W
N.26	2 Colorado	4/NR	64-52	W
N.27	2 Pittsburgh	4/NR	56-68	L
N.28	2 UCLA	4/10	66-62	W
D.1	3 Kansas	8/7	63-45	W
D.5	MIAMI (FLA.)	8/NR	74-65	W
D.8	4 Indiana	5/11	OT 70-61	W
D.12	MARYLAND	5/2	103-91	W
D.19	5 Georgia Tech	3/NR	80-39	W
D.22	6 Duke	3/2	60-71	L
D.26	at Louisville	3/NR	74-83	L
D.29	TENNESSEE STATE	7/NR	97-47	W
J.2	* FLORIDA	7/NR	93-58	W
J.5	* at South Carolina	5/NR	68-61	W
J.9	* at Vanderbilt	5/NR	73-57	W
J.12	* TENNESSEE	6/NR	46-47	L
J.20	* at Ole Miss	6/NR	63-57	W
J.23	* AUBURN	7/6	72-62	W
J.24	* MISSISSIPPI STATE	7/NR	76-49	W
J.26	* at Georgia	6/NR	OT 91-83	W
J.30	* LSU	6/NR	86-62	W
F.4	* at Florida	5/NR	68-75	L
F.6	* at Alabama	5/NR	58-62	L
F.13	* SOUTH CAROLINA	18/NR	74-40	W
F.17	* GEORGIA	6/NR	92-71	W
F.20	* at Arkansas	6/NR	70-74	L
F.24	* VANDERBILT	13/NR	88-63	W
F.28	* at Tennessee	13/NR	61-68	L

SEC Tournament (Atlanta, Ga.)

M.5	5 Ole Miss	14/NR	83-73	W
M.6	5 Auburn	14/4	69-57	W
M.7	5 Arkansas	14/22	76-63	W

NCAA First/Second Rounds (New Orleans, La.)

M.12	7 New Mexico State	14/NR	82-60	W
M.14	7 Kansas	14/22	OT 92-88	W

NCAA Midwest Regional (St. Louis, Mo.)

M.19	8 Miami (Ohio)	14/NR	58-43	W
M.21	8 Michigan State	14/2	66-73	L

2790-2320

- 1 US Bank Arena (Cincinnati, Ohio)
- 2 San Juan Shootout (Bayamone, PR.)
- 3 Great Eight (United Center, Chicago, Ill.)
- 4 Freedom Hall (Louisville, Ky.)
- 5 Georgia Dome (Atlanta, Ga.)
- 6 Jimmy V Classic (Continental Arena, E. Rutherford, N.J.)
- 7 Louisiana Superdome (New Orleans, La.)
- 8 Edward Jones Dome (St. Louis, Mo.)

— Leading Scorers —

Scott Padgett (6-9 Sr. F)	12.6
Heshimu Evans (6-6 Sr. F)	11.8
Wayne Turner (6-2 Sr. G)	10.5
Michael Bradley (6-10 So. C)	9.8
Jamaal Magloire (6-10 Jr. C)	7.0

1999-00 (23-10, 12-4 SEC)

Co-SEC Champions
Co-SEC East Champions
Preseason NIT Runner-Up
Ranked 19th AP, 20th USA Today/ESPN

Coach: Tubby Smith

N.17	1 PENNSYLVANIA	14/NR	67-50	W
N.19	1 UTAH	14/16	56-48	W
N.24	1 Maryland	11/24	61-58	W
N.26	1 Arizona	11/8	51-63	L
N.29	2 Dayton	11/NR	66-68	L

D.4	3 Indiana	13/23	75-83	L
D.7	UNC ASHEVILLE	23/NR	86-41	W
D.11	at Maryland	23/21	66-72	L
D.18	LOUISVILLE	NR/NR	76-46	W
D.23	MICHIGAN STATE	NR/5	60-58	W
D.27	ALASKA-ANCHORAGE	NR/NR	62-42	W
D.30	4 Missouri	NR/NR	70-53	W
J.5	5 Georgia Tech	25/NR	80-71	W
J.8	* VANDERBILT	25/NR	72-52	W
J.11	* at Auburn	20/4	63-66	L
J.15	* at South Carolina	20/NR	64-48	W
J.19	* OLE MISS	18/NR	74-69	W
J.22	* at Vanderbilt	18/20	OT 81-73	W
J.26	* at Georgia	16/NR	75-69	W
J.29	at Miami (Fla.)	16/NR	60-57	W
F.1	* TENNESSEE	14/6	81-68	W
F.5	* SOUTH CAROLINA	14/NR	76-63	W
F.8	* at Florida	11/12	73-90	L
F.13	* at LSU	11/25	57-70	L
F.16	* ALABAMA	19/NR	66-54	W
F.19	* GEORGIA	19/NR	70-64	W
F.23	* at Tennessee	18/7	67-74	L
F.26	* ARKANSAS	18/NR	60-55	W
F.29	* at Mississippi State	22/NR	73-61	W
M.4	* FLORIDA	22/8	85-70	W

SEC Tournament (Atlanta, Ga.)

M.10	6 Arkansas	16/NR	72-86	L
------	------------	-------	-------	---

NCAA First/Second Rounds (Cleveland, Ohio)

M.16	7 St. Bonaventure	19/NR	2OT 85-80	W
M.18	7 Syracuse	19/16	50-52	L

2280-2074

- 1 Preseason NIT (Lexington and New York, N.Y.)
- 2 US Bank Arena (Cincinnati, Ohio)
- 3 RCA Dome (Indianapolis, Ind.)
- 4 Sugar Bowl Classic (New Orleans, La.)
- 5 Freedom Hall (Louisville, Ky.)
- 6 Georgia Dome (Atlanta, Ga.)
- 7 Cleveland Convocation Center (Cleveland, Ohio)

— Leading Scorers —

Tayshaun Prince (6-9 So. F)	13.3
Jamaal Magloire (6-10 Sr. C)	13.2
Keith Bogans (6-5 Fr. G)	12.5
Desmond Allison (6-5 So. F)	7.8
Jules Camara (6-11 So. F)	7.2

2000-01 (24-10, 12-4 SEC)

Co-SEC Champions
Co-SEC East Champions
SEC Tournament Champions
Ranked 9th AP, 8th ESPN/USA Today

Coach: Tubby Smith

Captains: Tayshaun Prince and J.P. Blevins

N.9	1 St. John's	12/NR	61-62	L
N.10	1 UCLA	12/17	OT 92-97	L
N.21	2 Jacksonville State	20/NR	91-48	W
N.25	PENN STATE	22/NR	68-73	W
D.2	at North Carolina	NR/6	93-76	W
D.5	EASTERN KENTUCKY	NR/NR	94-79	W
D.9	3 Georgia Tech	NR/NR	84-86	L
D.16	at Michigan State	NR/2	45-46	L
D.22	4 Indiana	NR/NR	88-74	W
D.27	HIGH POINT	NR/NR	102-49	W
J.2	at Louisville	NR/NR	64-62	W
J.6	* GEORGIA	NR/NR	67-63	W
J.10	* SOUTH CAROLINA	NR/NR	69-63	W
J.13	NOTRE DAME	NR/25	82-71	W
J.16	* TENNESSEE	NR/4	84-74	W
J.20	* at Ole Miss	NR/21	55-65	L
J.23	* at Alabama	NR/18	60-70	W
J.27	* VANDERBILT	NR/NR	86-75	W
J.31	* at Georgia	NR/25	85-70	W
F.3	* at South Carolina	NR/NR	94-61	W
F.6	* FLORIDA	NR/8	71-70	W
F.10	* MISSISSIPPI STATE	NR/NR	76-57	W
F.14	* at Tennessee	22/15	103-95	W
F.17	* at Vanderbilt	22/NR	79-74	W

F21	*	LSU	13/NR	84-61	W
F25	*	at Arkansas	13/NR	78-82	L
F28	*	AUBURN	15/NR	90-78	W
M.4	*	at Florida	15/6	86-94	L
SEC Tournament (Nashville, Tenn.)					
M.9	5	South Carolina	15/NR	78-65	W
M.10	5	Arkansas	15/NR	87-78	W
M.11	5	Ole Miss	15/14	77-55	W
NCAA First/Second Rounds (Uniondale, N.Y.)					
M.15	6	Holy Cross	9/NR	72-68	W
M.17	6	Iowa	9/24	92-79	W
NCAA East Regional (Philadelphia, Pa.)					
M.22	7	Southern California	9/NR	76-80	L

2713-2400

- 1 Coaches vs. Cancer (Madison Square Garden, N.Y., N.Y.)
- 2 US Bank Arena (Cincinnati, Ohio)
- 3 Georgia Dome (Atlanta, Ga.)
- 4 Freedom Hall (Louisville, Ky.)
- 5 Gaylord Entertainment Center (Nashville, Tenn.)
- 6 Nassau Coliseum (Uniondale, N.Y.)
- 7 First Union Center (Philadelphia, Pa.)

—Leading Scorers—

Keith Bogans (6-5 So. G.)	17.0
Tayshaun Prince (6-9 Jr. F.)	16.9
Jason Parker (6-8 Fr. C.)	8.6
Marquis Estill (6-9 So. F.)	7.3
Saul Smith (6-2 Sr. G.)	6.8

2001-02 (22-10, 10-6 SEC)

Co-SEC East Champions
Ranked 16th AP, 13th USA Today/ESPN

Coach: Tubby Smith					
Captains: J.P. Blevins, Tayshaun Prince					
N.15	1	WESTERN KENTUCKY	4/NR	52-64	L
N.16	1	MARSHALL	4/NR	90-73	W
N.24		MOREHEAD STATE	10/NR	94-75	W
N.28	2	Kent State	13/NR	82-68	W
D.5		VMI	11/NR	99-57	W
D.8		NORTH CAROLINA	11/NR	79-59	W
D.15		KENTUCKY STATE	9/NR	118-63	W
D.18	3	Duke	7/1	OT 92-95	L
D.22	4	Indiana	7/NR	66-52	W
D.29		LOUISVILLE	6/NR	82-62	W
J.2	5	Tulane	6/NR	101-67	W
J.5	*	at Mississippi State	6/NR	OT 69-74	L
J.9	*	GEORGIA	8/NR	84-88	L
J.12	*	at South Carolina	8/NR	51-50	W
J.15	*	OLE MISS	12/NR	87-64	W
J.19		at Notre Dame	12/NR	72-65	W
J.22	*	at Auburn	8/NR	69-62	W
J.26	*	ALABAMA	8/14	61-64	L
J.29	*	at Florida	10/5	70-68	W
F.2	*	SOUTH CAROLINA	10/NR	91-74	W
F.6	*	at Tennessee	7/NR	OT 74-76	L
F.9	*	at LSU	7/NR	68-56	W
F.13	*	VANDERBILT	10/NR	67-59	W
F.16	*	at Georgia	10/21	69-78	L
F.19	*	TENNESSEE	12/NR	64-61	W
F.23	*	ARKANSAS	12/NR	71-58	W
F.27	*	at Vanderbilt	11/NR	73-86	L
M.2	*	FLORIDA	11/8	70-67	W
SEC Tournament (Atlanta, Ga.)					
M.8	6	South Carolina	12/NR	57-70	L
NCAA First/Second Rounds (St. Louis, Mo.)					
M.14	7	Valparaiso	16/NR	83-68	W
M.16	7	Tulsa	16/NR	87-82	W
NCAA East Regional (Syracuse, N.Y.)					
M.22	8	Maryland	16/4	68-78	L

2460-2183

- 1 NABC Classic
- 2 US Bank Arena (Cincinnati, Ohio)
- 3 Continental Arena (East Rutherford, N.J.)
- 4 RCA Dome (Indianapolis, Ind.)
- 5 Freedom Hall (Louisville, Ky.)
- 6 Georgia Dome (Atlanta, Ga.)
- 7 Edward Jones Dome (St. Louis, Mo.)

8 Carrier Dome (Syracuse, N.Y.)

—Leading Scorers—

Tayshaun Prince (6-9 Sr. F.)	17.5
Keith Bogans (6-5 Jr. G.)	11.6
Marquis Estill (6-9 Jr. C.)	8.9
Gerald Fitch (6-3 So. G.)	8.9
Cliff Hawkins (6-1 So. G.)	7.1

2002-03 (32-4, 16-0 SEC)

SEC Champions
SEC East Champions
SEC Tournament Champions
Ranked 1st AP, 4th USA Today/ESPN

Coach: Tubby Smith					
Captains: Keith Bogans, Jules Camara and Marquis Estill					
N.25	1	Arizona State	15/NR	82-65	W
N.26	1	Virginia	15/NR	61-75	L
N.27	1	Gonzaga	15/NR	80-72	W
D.3		HIGH POINT	18/NR	84-64	W
D.7		at North Carolina	18/12	98-81	W
D.10		at Tulane	12/NR	76-60	W
D.14		MICHIGAN STATE	12/21	67-71	L
D.21	2	Indiana	18/6	70-64	W
D.28		at Louisville	14/NR	63-81	L
D.30		TENNESSEE STATE	20/NR	115-87	W
J.2		ALCORN STATE	20/NR	94-63	W
J.4	3	Ohio	20/NR	83-75	W
J.8	*	at Tennessee	18/NR	74-71	W
J.11	*	SOUTH CAROLINA	18/NR	62-55	W
J.14	*	at Vanderbilt	16/NR	74-52	W
J.18		NOTRE DAME	16/10	88-73	W
J.22	*	AUBURN	8/24	67-51	W
J.25	*	at Alabama	8/15	63-46	W
F.1	*	at South Carolina	7/NR	87-69	W
F.4	*	FLORIDA	6/1	70-55	W
F.8	*	at Ole Miss	6/NR	80-62	W
F.11	*	GEORGIA	3/20	87-67	W
F.15	*	LSU	3/NR	68-57	W
F.19	*	at Arkansas	2/NR	66-50	W
F.23	*	MISSISSIPPI STATE	2/19	70-62	W
F.26	*	TENNESSEE	2/NR	80-68	W
M.2	*	at Georgia	2/21	74-66	W
M.5	*	VANDERBILT	2/NR	106-44	W
M.8	*	at Florida	2/3	69-67	W

SEC Tournament (New Orleans, La.)

M.14	4	Vanderbilt	2/NR	81-63	W
M.15	4	Auburn	2/NR	78-58	W
M.16	4	Mississippi State	2/NR	64-57	W
NCAA First/Second Rounds (Nashville, Tenn.)					
M.21	5	IUPUI	1/NR	95-64	W
M.23	5	Utah	1/NR	74-54	W
NCAA Midwest Regional (Minneapolis, Minn.)					
M.27	6	Wisconsin	1/21	63-57	W
M.29	6	Marquette	1/9	69-83	L

2782-2309

- 1 Maui Invitational (Maui, Hawaii)
- 2 Freedom Hall (Louisville, Ky.)
- 3 US Bank Arena (Cincinnati, Ohio)
- 4 Louisiana Superdome (New Orleans, La.)
- 5 Gaylord Entertainment Center (Nashville, Tenn.)
- 6 Hubert H. Humphrey Metrodome (Minneapolis, Minn.)

—Leading Scorers—

Keith Bogans (6-5 Sr. G.)	15.7
Gerald Fitch (6-3 Jr. G.)	12.3
Marquis Estill (6-9 Sr. C.)	11.6
Erik Daniels (6-8 Jr. F.)	9.5
Chuck Hayes (6-6 So. F.)	8.6

2003-04 (27-5, 13-3 SEC)

SEC East Champions
SEC Tournament Champions
Ranked 2nd AP, 8th USA Today/ESPN

Coach: Tubby Smith

N.21	WINTHROP	10/NR	65-44	W
N.28	TENNESSEE TECH	10/NR	108-81	W
D.1	1 Marshall	9/NR	89-76	W
D.6	2 UCLA	9/NR	52-50	W
D.13	3 Michigan State	8/21	79-74	W
D.20	4 Indiana	2/NR	80-41	W
D.23	EASTERN KENTUCKY	2/NR	101-72	W
D.27	LOUISVILLE	2/20	56-65	L
D.31	5 Austin Peay	8/NR	61-53	W
J.3	NORTH CAROLINA	8/9	61-56	W
J.10	* VANDERBILT	7/20	75-63	W
J.13	* at Mississippi State	5/20	67-66	W
J.17	* GEORGIA	5/NR	57-65	L
J.20	* at Tennessee	9/NR	OT 69-68	W
J.25	at Notre Dame	9/NR	71-63	W
J.28	* OLE MISS	5/NR	71-61	W
J.31	* at Vanderbilt	5/NR	60-66	L
F.3	* at Florida	9/21	68-65	W
F.7	* SOUTH CAROLINA	9/25	65-64	W
F.10	* ALABAMA	8/NR	66-55	W
F.14	* at Georgia	8/NR	68-74	L
F.18	* ARKANSAS	9/NR	73-56	W
F.21	* at Auburn	9/NR	68-59	W
F.25	* TENNESSEE	9/NR	92-60	W
F.29	* at LSU	9/NR	70-64	W
M.3	* at South Carolina	9/NR	84-65	W
M.7	* FLORIDA	9/NR	82-62	W

SEC Tournament (Atlanta, Ga.)

M.12	6 Georgia	8/NR	69-60	W
M.13	6 South Carolina	8/NR	78-63	W
M.14	6 Florida	8/NR	89-73	W

NCAA First/Second Rounds (Columbus, Ohio)

M.19	7 Florida A&M	2/NR	96-76	W
M.21	7 UAB	2/NR	75-76	L

2365-2036

- 1 US Bank Arena (Cincinnati, Ohio)
- 2 Wooden Classic (Arrowhead Pond, Anaheim, Calif.)
- 3 Ford Field (Detroit, Mich.)
- 4 RCA Dome (Indianapolis, Ind.)
- 5 Freedom Hall (Louisville, Ky.)
- 6 Georgia Dome (Atlanta, Ga.)
- 7 Nationwide Arena (Columbus, Ga.)

—Leading Scorers—

Gerald Fitch (6-3 Sr. G)	16.2
Erik Daniels (6-8 Sr. F)	14.5
Kelenna Azubuike (6-5 So. G)	11.1
Chuck Hayes (6-6 Jr. F)	10.7
Cliff Hawkins (6-1 Sr. G)	10.3

2004-05 (28-6, 14-2 SEC)

SEC Champions
SEC East Champions
Ranked 7th AP, 5th USA Today/ESPN

Coach: Tubby Smith

Captains: Josh Carrier and Chuck Hayes

N.20	COPPIN STATE	9/NR	77-46	W
N.23	1 Ball State	8/NR	73-53	W
N.26	GEORGIA STATE	8/NR	77-59	W
N.30	TENNESSEE TECH	8/NR	92-63	W
D.4	at North Carolina	8/9	78-91	L
D.8	MOREHEAD STATE	10/NR	71-40	W
D.11	2 Indiana	10/NR	73-58	W
D.18	at Louisville	9/13	60-58	W
D.22	WILLIAM & MARY	8/NR	92-47	W
D.29	CAMPBELL	8/NR	82-50	W
J.5	* SOUTH CAROLINA	8/NR	79-75	W
J.9	KANSAS	8/2	59-65	L
J.12	* VANDERBILT	9/NR	69-54	W
J.15	* at Georgia	9/NR	76-55	W

J.19	* at Ole Miss	8/NR	53-50	W
J.22	* LSU	8/NR	89-58	W
J.25	* at Tennessee	7/NR	84-62	W
J.29	* at Arkansas	7/NR	68-67	W
F.5	* at Vanderbilt	6/NR	84-70	W
F.8	* FLORIDA	5/NR	69-66	W
F.12	* GEORGIA	5/NR	60-51	W
F.15	* at South Carolina	3/NR	61-73	L
F.19	* MISSISSIPPI STATE	3/NR	94-78	W
F.23	* AUBURN	5/NR	81-73	W
F.26	* at Alabama	5/16	78-71	W
M.2	* TENNESSEE	3/NR	73-61	W
M.6	* at Florida	3/NR	52-53	L

SEC Tournament (Atlanta, Ga.)

M.11	3 Tennessee	4/NR	86-62	W
M.12	3 LSU	4/NR	OT 79-78	W
M.13	3 Florida	4/NR	53-70	L

NCAA First/Second Rounds (Indianapolis, Ind.)

M.17	4 Eastern Kentucky	7/NR	72-64	W
M.19	4 Cincinnati	7/23	69-60	W

NCAA Austin Regional (Austin, Texas)

M.25	5 Utah	7/18	62-52	W
M.27	5 Michigan State	7/15	2OT 88-94	L

2503-2127

- 1 US Bank Arena (Cincinnati, Ohio)
- 2 Freedom Hall (Louisville, Ky.)
- 3 Georgia Dome (Atlanta, Ga.)
- 4 RCA Dome (Indianapolis, Ind.)
- 5 Frank Erwin Center (Austin, Texas)

—Leading Scorers—

Kelenna Azubuike (6-5 Jr. F)	14.7
Patrick Sparks (6-0 Jr. G)	11.0
Chuck Hayes (6-6 Sr. F)	10.9
Randolph Morris (6-10 Fr. C)	8.8
Rajon Rondo (6-1 Fr. G)	8.1

2005-06 (22-13, 9-7 SEC)

Coach: Tubby Smith

Captains: Preston LeMaster, Ravi Moss, Patrick Sparks and Brandon Stockton

N.13	1 SOUTH DAKOTA ST	9/NR	71-54	W
N.14	1 LIPSCOMB	8/NR	67-49	W
N.21	2 Iowa	7/18	63-67	L
N.22	2 West Virginia	7/13	80-66	W
N.25	LIBERTY	7/NR	81-51	W
N.29	HIGH POINT	10/NR	75-55	W
D.3	NORTH CAROLINA	10/NR	79-83	L
D.6	3 at Georgia State	15/NR	73-46	W
D.10	4 Indiana	15/18	53-79	L
D.17	LOUISVILLE	23/4	73-61	W
D.23	5 Iona	19/NR	73-67	W
D.30	6 Ohio	18/NR	71-63	W
J.3	UCF	19/NR	59-57	W
J.7	at Kansas	19/NR	46-73	L
J.10	* VANDERBILT	NR/NR	51-57	L
J.14	* ALABAMA	NR/NR	64-68	L
J.17	* at Georgia	NR/NR	69-55	W
J.21	* SOUTH CAROLINA	NR/NR	80-78	W
J.24	* at Auburn	NR/NR	71-62	W
J.29	* ARKANSAS	NR/NR	78-76	W
F.1	* at Mississippi State	NR/NR	81-66	W
F.4	* at Florida	NR/8	80-95	L
F.7	* TENNESSEE	NR/11	67-75	L
F.11	* at Vanderbilt	NR/NR	81-84	L
F.15	* GEORGIA	NR/NR	68-61	W
F.18	* at South Carolina	NR/NR	79-66	W
F.22	* OLE MISS	NR/NR	80-40	W
F.25	* at LSU	NR/24	67-71	L
M.1	* at Tennessee	NR/11	80-78	W
M.5	* FLORIDA	NR/17	64-79	L

SEC Tournament (Nashville, Tenn.)

M.9	7 Ole Miss	NR/NR	71-57	W
M.10	7 Alabama	NR/NR	68-61	W
M.11	7 South Carolina	NR/NR	61-65	L

NCAA First/Second Rounds (Philadelphia, Pa.)

M.17	8 UAB	NR/25	69-64	W
M.19	8 Connecticut	NR/2	83-87	L

2477-2314

- 1 Guardians Classic (Lexington, Ky.)
- 2 Guardians Classic, Municipal Auditorium (K.C., Mo.)
- 3 Philips Arena (Atlanta, Ga.)
- 4 RCA Dome (Indianapolis, Ind.)
- 5 Freedom Hall (Louisville, Ky.)
- 6 US Bank Arena (Cincinnati, Ohio)
- 7 Gaylor Entertainment Center (Nashville, Tenn.)
- 8 Wachovia Center (Philadelphia, Pa.)

—Leading Scorers—

Randolph Morris (6-10 So. C)	13.3
Rajon Rondo (6-1 So. G)	11.2
Joe Crawford (6-4 So. G)	10.2
Patrick Sparks (6-0 Sr. G)	9.7
Ramel Bradley (6-1 So. G)	7.9

2006-07 (22-12, 9-7 SEC)

Coach: Tubby Smith

Captains: Lukasz Obrzut, Bobby Perry, Shera Thomas

N.15	MIAMI (OHIO)	22/NR	57-46	W
N.17	MISS. VALLEY STATE	22/NR	79-56	W
N.20	1 DePaul	20/NR	87-81	W
N.21	1 UCLA	20/5	68-73	L
N.22	1 Memphis	20/11	63-80	L
N.28	COL. OF CHARLESTON	NR/NR	77-61	W
D.2	at North Carolina	NR/7	63-75	L
D.5	2 Chattanooga	NR/NR	79-63	W
D.9	INDIANA	NR/NR	59-54	W
D.16	at Louisville	NR/NR	61-49	W
D.19	SANTA CLARA	NR/NR	74-60	W
D.22	MASSACHUSETTS	NR/NR	82-68	W
D.29	EASTERN KENTUCKY	NR/NR	78-65	W
J.3	HOUSTON	NR/NR	77-70	W
J.6	* at Ole Miss	NR/NR	68-58	W
J.10	* AUBURN	NR/NR	84-57	W
J.13	* MISSISSIPPI STATE	NR/NR	64-60	W
J.16	* at South Carolina	25/NR	87-49	W
J.20	* VANDERBILT	25/NR	67-72	L
J.24	* at Georgia	NR/NR	OT 69-78	L
J.28	* TENNESSEE	NR/NR	76-57	W
F.3	* at Arkansas	NR/NR	82-74	W
F.7	* SOUTH CAROLINA	20/NR	95-89	W
F.10	* FLORIDA	20/1	61-64	L
F.13	* at Tennessee	20/NR	85-89	L
F.17	* at Alabama	20/25	61-72	L
F.20	* LSU	NR/NR	70-63	W
F.25	* at Vanderbilt	NR/17	65-67	L
F.28	* GEORGIA	NR/NR	82-70	W
M.4	* at Florida	NR/5	72-85	L

SEC Tournament (Atlanta, Ga.)

M.8	3 Alabama	NR/NR	79-67	W
M.9	3 Mississippi State	NR/NR	OT 82-84	L

NCAA First/Second Rounds (Chicago, Ill.)

M.16	4 Villanova	NR/NR	67-58	W
M.18	4 Kansas	NR/2	76-88	L

2496-2302

- 1 EA Sports Maui Invitational (Lahaina, Hawaii)
- 2 Freedom Hall (Louisville, Ky.)
- 3 Georgia Dome (Atlanta, Ga.)
- 4 United Center (Chicago, Ill.)

—Leading Scorers—

Randolph Morris (6-11 Jr. C)	16.1
Joe Crawford (6-5 Jr. G)	14.0
Ramel Bradley (6-2 Jr. G)	13.4
Jodie Meeks (6-5 Fr. G)	8.7
Bobby Perry (6-8 Sr. F)	8.4

2007-08 (18-13, 12-4 SEC)

Coach: Billy Gillispie

N.6	1 CENTRAL ARKANSAS	20/NR	67-40	W
N.7	1 GARDNER-WEBB	20/NR	68-84	L
N.21	LIBERTY	NR/NR	80-54	W
N.24	TEXAS SOUTHERN	NR/NR	83-35	W
N.27	STONY BROOK	NR/NR	62-52	W

D.1	NORTH CAROLINA	NR/1	77-86	L
D.8	at Indiana	NR/15	51-70	L
D.15	2 vs. UAB	NR/NR	76-79	L
D.18	at Houston	NR/NR	69-83	L
D.22	TENNESSEE TECH	NR/NR	69-47	W
D.29	SAN DIEGO	NR/NR	72-81	L
D.31	FLORIDA INT	NR/NR	92-49	W
J.5	LOUISVILLE	NR/NR	75-89	L
J.12	* VANDERBILT	NR/13	79-73 OT	W
J.15	* at Mississippi State	NR/NR	69-64	L
J.19	* at Florida	NR/NR	70-81 OT	L
J.22	* TENNESSEE	NR/8	72-66	W
J.26	* SOUTH CAROLINA	NR/NR	78-70	W
F.2	* at Georgia	NR/NR	63-58	W
F.6	* at Auburn	NR/NR	66-63	W
F.9	* ALABAMA	NR/NR	62-52	W
F.12	* at Vanderbilt	NR/24	52-93	L
F.16	* at LSU	NR/NR	67-63	W
F.19	* GEORGIA	NR/NR	61-55	W
F.23	* ARKANSAS	NR/NR	63-58	W
F.27	* OLE MISS	NR/NR	58-54	W
M.2	* at Tennessee	NR/2	60-63	L
M.5	* at South Carolina	NR/NR	71-63	W
M.9	* FLORIDA	NR/NR	75-70	W
M.15	3 vs. Georgia	NR/NR	56-60 OT	L
M.20	4 vs. Marquette	NR/25	66-74	L

- 1 2k Sports College Hoops Classic (Rupp Arena)
- 2 Freedom Hall (Louisville, Ky.)
- 3 Alexander Memorial Coliseum- Ga. Tech (Atlanta, Ga.)
- 4 Honda Center (Anaheim, Calif.)

—Leading Scorers—

Joe Crawford (6-5, Sr.)	17.9
Patrick Patterson (6-8, Fr.)	16.4
Ramel Bradley (6-2, Sr.)	15.9
Jodie Meeks (6-4, So.)	8.8
Perry Stevenson (6-9, So.)	5.9

SERIES RECORDS VS. OPPONENTS

HISTORY AND TRADITION

School	W	L	Last Time	Date
Advent Memorial	0	1	L, 41-27	1/18/1909
Air Force	1	0	W, 78-58	12/17/65
Akron	2	0	W, 83-64	11/28/81
Alabama	97	35	W, 62-52	2/9/08
Alaska-Anchorage	5	0	W, 62-42	12/27/99
Alcorn State	1	0	W, 94-63	1/2/03
Alumni	4	0	W, 62-25	12/7/40
American	1	0	W, 75-52	12/23/97
Arizona	2	3	L, 63-51	11/26/99
Arizona State	3	0	W, 82-65	11/25/02
Arkansas	22	7	W, 63-58	2/23/08
Arkansas State	1	0	W, 75-6	1/8/45
Army	1	0	W, 80-65	12/21/68
Ashland YMCA	2	0	W, 30-19	1/20/14
Auburn	82	17	W, 66-63	2/06/08
Austin Peay	4	0	W, 61-53	12/31/03
Ball State	1	0	W, 73-53	11/23/04
Baylor	6	0	W, 80-46	12/8/79
Berea	11	0	W, 56-32	12/4/44
Bethany	1	0	W, 24-11	2/4/11
Boston University	2	0	W, 90-49	12/10/94
Bowling Green	2	1	L, 56-54	12/16/88
Bradley	3	0	W, 79-58	11/30/79
BYU	3	0	W, 93-68	3/17/84
Butler	4	0	W, 90-53	11/27/82
California	2	0	W, 89-71	11/28/88
Campbell	1	0	W, 82-50	12/29/04
Canisius	2	0	W, 81-54	12/10/97
Carnegie Tech	2	0	W, 61-14	12/28/43
Centenary	3	1	W, 70-18	12/27/40
Central	7	9	W, 52-10	2/11/12
Central Arkansas	1	0	W, 67-40	11/06/07
Central Florida	1	0	W, 59-57	1/3/06
Central Michigan	1	0	W, 90-73	3/20/75
Centre	18	10	W, 47-11	2/13/29
CCNY	0	1	L, 89-50	3/14/50
Chaminade	1	0	W, 89-57	11/26/85
Charlotte	2	0	W, 84-81	12/19/87
Chattanooga	11	0	W, 79-63	12/5/06
Chicago	2	0	W, 42-16	1/2/35
Christ Church	0	4	L, 30-19	3/1/13
Cincinnati	27	10	W, 69-60	3/19/05
Cincinnati YMCA	0	2	L, 38-9	1/27/1906
Clemson	12	4	W, 76-61	11/29/97
College of Charleston	2	0	W, 77-61	11/28/06
Colorado	1	0	W, 64-52	11/26/98
Columbia	1	0	W, 76-53	3/18/48
Connecticut	0	1	L, 87-83	3/19/06
Coppin State	1	0	W, 77-46	11/20/04
Cornell	0	1	L, 92-77	12/28/66
Creighton	7	4	W, 65-23	1/2/48
Cumberland	4	1	W, 37-21	1/15/21
Dartmouth	3	1	W, 102-77	12/21/73
Davidson	1	0	W, 75-55	3/14/86
Dayton	3	2	L, 68-66	11/29/99
DePaul	18	3	W, 87-81	11/20/06
DePauw	1	3	W, 38-35	2/4/44
Detroit Mercy	1	1	W, 83-46	12/7/82
Duke	11	8	L, 95-92 ot	12/18/01
Duquesne	1	0	W, 55-42	12/17/82

School	W	L	Last Time	Date
Eastern Kentucky	10	0	W, 78-65	12/30/06
East Carolina	1	0	W, 86-52	12/20/85
East Tennessee St.	2	0	W, 62-57	12/21/84
Florida	85	31	W, 75-70	3/9/08
Florida A&M	1	0	W, 96-76	3/19/04
Florida International	1	0	W, 92-49	12/31/07
Florida State	6	2	W, 106-81	3/27/93
Fort Benning	1	0	W, 81-25	1/7/46
Fort Knox	7	0	W, 80-41	12/1/47
Furman	1	0	W, 104-73	12/19/89
Gardner-Webb	0	1	L, 68-84	11/07/07
George Washington	1	0	W, 70-55	11/24/97
Georgia	109	23	L, 56-60 OT	3/15/08
Georgia State	2	0	W, 73-46	11/07/05
Georgia Tech	56	15	L, 86-84	12/9/00
Georgetown (Ky.)	35	15	W, 39-19	12/2/38
Georgetown	0	2	L, 53-40	3/31/84
Gonzaga	1	0	W, 80-72	11/27/02
Great Lakes	0	2	L, 53-39	3/6/43
Hardin-Simmons	1	0	W, 83-55	12/1/65
Hawaii	2	0	W, 86-59	11/28/87
High Point	3	0	W, 75-55	11/29/05
Holy Cross	3	0	W, 72-68	3/15/01
Houston	3	1	L, 69-83	12/18/07
Idaho	2	0	W, 91-35	12/17/55
Illinois	11	4	W, 54-51	3/24/84
Indiana	28	23	L, 51-70	12/08/07
Indiana Central	4	0	W, 94-61	12/3/49
Iona	6	0	W, 73-67	12/23/05
Iowa	5	3	L, 67-63	11/21/05
Iowa State	2	0	W, 106-98	3/22/92
IUPUI	1	0	W, 95-64	3/21/03
Jacksonville	1	1	W, 107-91	12/18/81
Jacksonville State	1	0	W, 91-48	11/21/00
Kansas	19	6	L, 88-76	3/18/07
Kansas State	7	0	W, 81-78	3/16/76
Kent St.	1	0	W, 82-68	11/28/01
Kentucky State	1	0	W, 118-63	12/15/01
*Ky. Wesleyan	8	2	W, 57-18	12/10/38
Lamar	1	0	W, 71-56	12/13/86
LaSalle	3	0	W, 109-77	12/2/78
Lexington High	1	1	L, 36-29	1/13/10
Lexington YMCA	2	5	L, 27-25	1/24/13
Liberty	2	0	W, 80-54	11/21/07
Lipscomb	1	0	W, 67-49	11/14/05
Long Island	2	1	W, 63-62	3/17/47
LSU	78	22	W, 67-63	2/16/08
Louisville	26	13	L, 75-89	1/05/08
Louisville Coliseum	1	1	L, 30-18	2/22/08
Louisville YMCA	1	0	W, 30-21	1/17/14
Louisville YMHA	1	0	W, 59-12	1/31/14
Loyola (Ill.)	4	3	L, 100-91	3/14/64
Loyola (La.)	1	0	W, 86-64	12/30/63
Maine	1	0	W, 100-54	12/30/80
Marietta	2	2	L, 27-23	3/4/16
Marquette	7	7	L, 66-74	3/20/08
Marshall	11	0	W, 89-76	12/1/03
Maryland	7	5	L, 78-68	3/22/02
Maryville	5	0	W, 53-14	12/13/40
Massachusetts	5	1	W, 82-68	12/22/06

KENTUCKY WILDCAT BASKETBALL

School	W	L	Last Time	Date
Memphis	0	1	L, 80-63	11/22/06
Mercer	2	1	W, 82-51	11/19/98
Mexico	3	0	W, 56-26	1/24/42
Mexico YMCA	1	0	W, 25-14	1/8/24
Miami (Fla.)	3	0	W, 60-57	1/29/00
Miami (Ohio)	21	4	W, 57-46	11/15/06
Michigan	4	2	L, 81-78 ot	4/3/93
Michigan State	12	10	L, 94-88 2ot	3/27/05
Middle Tennessee	0	1	L, 50-44	3/11/82
Minnesota	4	1	W, 78-69	3/29/97
Mississippi State	84	19	L, 69-64	1/15/08
Miss. Valley State	1	0	W, 79-56	11/17/06
Missouri	4	0	W, 70-53	12/30/99
Montana	1	0	W, 81-69	3/13/97
Moore's Hill	1	0	W, 32-11	2/14/1906
Morehead St.	8	0	W, 71-40	12/8/04
Mount St. Mary's	1	0	W, 113-67	3/16/95
Navy	3	1	W, 80-69	1/25/87
Nebraska	2	1	W, 85-60	12/15/72
UNLV	3	0	W, 64-61	3/16/85
New Albany YMCA	0	1	L, 29-12	2/12/1906
New Mexico State	1	0	W, 82-60	3/12/99
New York U.	0	2	L, 41-28	1/8/36
Niagara	1	0	W, 67-61	3/13/76
North Carolina	10	20	L, 77-86	12/01/07
UNC-Asheville	2	0	W, 86-41	12/7/99
N.C. State	3	1	L, 54-51	2/2/86
Northern Colorado	1	0	W, 106-73	12/1/59
Northwestern	7	1	L, 89-77	12/1/75
Northwestern State	1	1	L, 85-82	12/7/88
Notre Dame	41	17	W, 71-63	1/25/03
Oglethorpe	1	0	W, 81-12	12/13/34
Ohio	14	1	W, 71-63	12/30/05
Ohio State	10	8	W, 81-65	12/28/96
Ohio Wesleyan	0	1	L, 37-19	2/9/11
Oklahoma	2	0	W, 75-74	3/1/87
Oklahoma State	3	1	W, 90-65	12/21/74
Old Dominion	1	0	W, 88-69	3/20/92
Ole Miss	95	11	W, 58-54	2/27/08
Oregon	1	0	W, 95-68	12/16/72
Oregon State	3	0	W, 82-74	12/20/75
Otterbien	0	1	L, 41-27	2/10/11
Pennsylvania	4	0	W, 67-50	11/17/99
Penn State	2	1	L, 73-68	11/25/00
Pepperdine	1	0	W, 88-56	12/21/85
Phillips Oilers	0	1	L, 53-49	3/31/48
Pittsburgh	4	2	L, 68-56	11/27/98
Portland	1	0	W, 88-71	12/22/89
Portland State	1	0	W, 114-88	12/16/77
Princeton	2	1	W, 72-59	3/12/77
Providence	1	0	W, 79-78	3/18/76
Purdue	6	2	W, 89-75	12/3/97
Rhode Island	1	0	W, 46-45	3/20/46
Rider	2	0	W, 90-65	12/27/95
Robert Morris	1	0	W, 92-67	12/30/93
Rose Polytechnic	1	1	W, 33-12	1/30/17
Rutgers	1	0	W, 60-54	12/28/92
San Diego	0	1	L, 72-81	12/29/07
San Francisco	1	0	W, 110-83	12/28/93
San Jose State	1	0	W, 110-72	3/14/96
Santa Clara	1	0	W, 74-60	12/19/06
Seattle	1	0	W, 84-72	3/22/58
Seton Hall	1	1	L, 63-60	11/26/88
Sewanee	6	0	W, 60-15	2/15/34

School	W	L	Last Time	Date
South Carolina	41	7	W, 71-63	3/05/08
South Carolina St.	1	0	W, 82-67	3/13/98
Southern Cal	0	3	L, 80-76	3/22/01
SMU	3	2	L, 56-54	12/4/84
South Dakota State	1	0	W, 71-54	11/13/05
St. Andrews	1	1	L, 50-25	2/26/15
St. Bonaventure	1	0	W, 85-80 2ot	3/16/00
St. John's	10	5	L, 62-61	11/9/00
St. Joseph's	2	0	W, 102-72	3/20/97
Stony Brook	1	0	W, 62-52	11/27/07
Saint Louis	8	9	W, 88-61	3/15/98
Stanford	2	0	W, 86-85 ot	3/28/98
Syracuse	8	3	L, 52-50	3/18/00
Temple	14	4	W, 56-52	12/8/62
Tennessee	140	65	L, 60-63	3/02/08
Tennessee-Martin	1	0	W, 124-50	11/26/94
Tennessee State	3	0	W, 115-87	12/30/02
Tennessee Tech	5	0	W, 69-47	12/22/07
Texas	1	0	W, 86-61	12/21/93
Texas A&M	2	1	L, 73-69	12/22/78
TCU	2	0	W, 124-80	1/20/96
Texas Southern	1	0	W, 83-35	11/24/07
Texas State	1	0	W, 82-36	12/10/91
Texas Tech	4	0	W, 83-68	12/17/94
Toledo	1	0	W, 63-54	11/27/84
Transylvania	7	7	W, 30-24	3/3/11
Tufts	1	0	W, 66-56	3/24/45
Tulane	41	5	W, 76-60	12/10/02
Tulsa	5	0	W, 87-82	3/16/02
UAB	2	3	L, 76-79	12/15/07
UCLA	6	4	L, 73-68	11/21/06
Utah	9	2	W, 62-52	3/25/05
Utah State	1	0	W, 92-64	12/23/57
UTEP	0	1	L, 72-65	3/19/66
Valparaiso	1	0	W, 83-68	3/14/02
Vanderbilt	130	42	L, 52-93	2/12/08
Vernon (Ind.)	1	0	W, 34-14	2/13/1906
Villanova	6	0	W, 67-58	3/16/07
Virginia	6	3	L, 75-61	11/26/02
Virginia Tech	3	1	W, 84-60	3/16/96
VMI	5	2	W, 99-57	12/5/01
Wabash	1	1	W, 96-24	12/28/46
Wake Forest	4	0	W, 83-63	3/23/96
Wash.U St. Louis	2	0	W, 69-39	2/7/48
Washington	1	0	W, 68-58	3/14/85
Washington & Lee	12	1	W, 94-66	12/1/56
Washington State	1	0	W, 97-75	12/20/74
Wayne	1	0	W, 84-64	3/16/56
West Carolina	2	0	W, 82-55	2/6/97
Western Kentucky	3	2	L, 64-52	11/15/01
Western Ontario	4	0	W, 90-18	12/10/49
West Texas State	2	0	W, 121-67	12/4/78
West Virginia	12	4	W, 80-66	11/22/05
William & Mary	1	0	W, 92-47	12/22/04
Winthrop	1	0	W, 65-44	11/21/03
Wisconsin	3	1	W, 63-57	3/27/03
Wis.-Green Bay	1	0	W, 74-62	12/6/95
Wright Field	1	0	W, 61-28	1/15/44
Wright State	3	0	W, 97-75	11/23/98
Wyoming	2	0	W, 66-40	12/16/83
Xavier	37	2	W, 115-77	11/30/68
Yale	1	0	W, 79-58	12/27/61

*-In 1918 the two teams played to a 21-21 tie.

KENTUCKY vs. DIVISION I CONFERENCES

America East	4-0
Boston University	2-0
Maine	1-0
Stony Brook	1-0

Atlantic 10	78-18
Charlotte	2-0
Dayton	3-2
Duquesne	1-0
George Washington	1-0
La Salle	3-0
Massachusetts	5-1
Rhode Island	1-0
St. Bonaventure	1-0
St. Joseph's (Pa.)	2-0
Saint Louis	8-9
Temple	14-4
Xavier (Ohio)	37-2

Atlantic Coast	121-59
Clemson	12-4
Duke	11-8
Florida State	6-2
Georgia Tech	56-15
Maryland	7-5
Miami (Florida)	3-0
North Carolina	10-20
North Carolina State	3-1
Virginia	6-3
Virginia Tech	3-1
Wake Forest	4-0

Atlantic Sun	7-3
Campbell	1-0
East Tennessee State	2-0
Gardner-Webb	0-1
Jacksonville	1-1
Lipscomb	1-0
Mercer	2-1

Big East	162-68
Cincinnati	27-10
Connecticut	0-1
DePaul	18-3
Georgetown	0-2
Louisville	26-13
Marquette	7-7
Notre Dame	41-17
Pittsburgh	4-2
Providence	1-0
Rutgers	1-0

St. John's (N.Y.)	10-5
Seton Hall	1-1
Syracuse	8-3
Villanova	6-0
West Virginia	12-4

Big Sky	2-0
Montana	1-0
Portland State	1-0

Big South	13-2
High Point	3-0
Liberty	2-0
UNC Asheville	2-0
VMI	5-2
Winthrop	1-0

Big Ten	92-56
Illinois	11-4
Indiana	28-23
Iowa	5-3
Michigan	4-2
Michigan State	12-10
Minnesota	4-1
Northwestern	7-1
Ohio State	10-8
Penn State	2-1
Purdue	6-2
Wisconsin	3-1

Big 12	53-9
Baylor	6-0
Colorado	1-0
Iowa St.	2-0
Kansas	19-6
Kansas State	7-0
Missouri	4-0
Nebraska	2-1
Oklahoma	2-0
Oklahoma State	3-1
Texas	1-0
Texas A&M	2-1
Texas Tech	4-0

Colonial	4-0
Georgia State	2-0
Old Dominion	1-0
William & Mary	1-0

Conference USA	67-13
East Carolina	1-0
Houston	3-1

Marshall	11-0
Memphis	0-1
SMU	3-2
UAB	2-3
UCF	1-0
UTEP	0-1
Tulane	41-5
Tulsa	5-0

Horizon	14-4
Butler	4-0
Detroit	1-1
Loyola (Ill.)	4-3
Valparaiso	1-0
Wis.-Green Bay	1-0
Wright St.	3-0

Ivy	11-3
Columbia	1-0
Cornell	0-1
Dartmouth	3-1
Pennsylvania	4-0
Princeton	2-1
Yale	1-0

Metro Atlantic	11-0
Canisius	2-0
Iona	6-0
Niagara	1-0
Rider	2-0

Mid-American	43-6
Akron	2-0
Ball State	1-0
Bowling Green	2-1
Central Michigan	1-0
Kent State	1-0
Miami (Ohio)	21-4
Ohio	14-1
Toledo	1-0

Southland	1-0
Central Arkansas	1-0

Summit League	4-1
Centenary	3-1
IUPUI	1-0

MEAC	3-0
Coppin State	1-0
Florida A&M	1-0

South Carolina State	1-0
Missouri Valley	10-4
Bradley	3-0
Creighton	7-4

Mountain West	20-2
Air Force	1-0
Brigham Young	3-0
UNLV	3-0
TCU	2-0
Utah	9-2
Wyoming	2-0

Northeast	4-1
LIU-Brooklyn	2-1
Mount St. Mary's (Md.)	1-0
Robert Morris	1-0

Ohio Valley	32-0
Austin Peay	4-0
Eastern Kentucky	10-0
Jacksonville State	1-0
Morehead State	8-0
Tennessee-Martin	1-0
Tennessee State	3-0
Tennessee Tech	5-0

Pacific 10	21-10
Arizona	2-3
Arizona State	3-0
California	2-0
Oregon	1-0
Oregon State	3-0
Southern California	0-3
Stanford	2-0
UCLA	6-4
Washington	1-0
Washington State	1-0

Patriot League	8-1
American	1-0
Army	1-0
Holy Cross	3-0
Navy	3-1

Southeastern	963-279
Alabama	97-35
Arkansas	22-7
Auburn	82-17
Florida	85-31
Georgia	109-23
LSU	78-22

Mississippi	95-11
Mississippi State	84-19
South Carolina	41-6
Tennessee	140-65
Vanderbilt	130-42

Southern	19-2
Chattanooga	11-0
College of Charleston	2-0
Davidson	1-0
East Tennessee State	2-0
Furman	1-0
Western Carolina	2-0

Southland	3-1
Lamar	1-0
Northwestern State	1-1
Texas State	1-0

SWAC	3-0
Alcorn State	1-0
Mississippi Valley St.	1-0
Texas Southern	1-0

Sun Belt	6-3
Arkansas State	1-0
Florida International	1-0
New Mexico State	1-0
Middle Tennessee State	0-1
Western Kentucky	3-2

West Coast	5-1
Gonzaga	1-0
Pepperdine	1-0
Portland	1-0
San Diego	0-1
San Francisco	1-0
Santa Clara	1-0

Western Athletic	7-0
Hawaii	2-0
Idaho	2-0
New Mexico State	1-0
San Jose State	1-0
Utah State	1-0

SCORES VS. ALL OPPONENTS

Advent Mem. (AM leads, 1-0)

Year	Score	Site
1909:	L, 41-27	at Walnut Hills
at Walnut Hills: AM leads, 1-0		

Air Force (UK leads, 1-0)

Year	Score	Site
1966:	W, 78-58	at Lexington
at Lexington: UK leads, 1-0		

Akron (UK leads, 2-0)

Year	Score	Site
1937:	W, 32-22	at Cincinnati, OH
1982:	W, 83-64	at Lexington
at Lexington: UK leads, 1-0		
at Neutral Sites: UK leads, 1-0		
at Cincinnati, OH: UK leads, 1-0		

Alabama (UK leads, 97-35)

Year	Score	Site
1923:	L, 45-35	at Lexington
1925:	L, 24-13	at Tuscaloosa
1926:	W, 27-16	at Lexington
1929:	L, 27-26	at Lexington
1932:	W, 50-22	at Lexington
1933:	W, 35-21	at Birmingham, AL
1934:	W, 33-28	at Birmingham, AL
	W, 26-21	at Lexington
1935:	W, 33-26	at Birmingham, AL
	W, 25-16	at Lexington
1936:	W, 32-30	at Tuscaloosa
	W, 40-34	at Lexington
1937:	W, 38-27	at Birmingham, AL
	L, 34-31	at Lexington
1938:	W, 57-31	at Birmingham, AL
	W, 28-21	at Lexington
1939:	L, 41-38	at Birmingham, AL
	W, 45-27	at Lexington
1940:	L, 36-32	at Birmingham, AL
	W, 83-64	at Lexington
1941:	W, 38-36	at Tuscaloosa
	W, 46-38	at Lexington
	W, 39-37	at Louisville, KY (SEC)
1942:	L, 41-35	at Tuscaloosa
	W, 50-34	at Lexington
	W, 36-34	at Louisville, KY (SEC)
1943:	L, 41-32	at Tuscaloosa
	W, 67-41	at Lexington
1945:	W, 52-41	at Louisville, KY (SEC)
1946:	W, 59-30	at Louisville, KY (SEC)
1947:	W, 48-37	at Tuscaloosa
	W, 63-33	at Lexington
1948:	W, 41-31	at Tuscaloosa
	W, 63-33	at Lexington
1949:	W, 56-40	at Tuscaloosa
	W, 74-32	at Lexington
1950:	W, 66-64	at Tuscaloosa
	W, 77-57	at Lexington
1951:	W, 65-48	at Lexington
1952:	W, 71-67	at Tuscaloosa
1954:	W, 68-43	at Tuscaloosa
1955:	W, 66-52	at Lexington
1956:	L, 101-77	at Montgomery, AL
1957:	W, 79-60	at Lexington
1958:	W, 45-43 ^{OT}	at Montgomery, AL
1959:	W, 39-32	at Lexington
1960:	W, 75-55	at Montgomery, AL
1961:	W, 80-53	at Lexington
1962:	W, 73-65	at Tuscaloosa
1963:	W, 80-63	at Lexington
1964:	L, 65-59	at Tuscaloosa
1965:	L, 75-71	at Tuscaloosa
	W, 78-72	at Lexington

1966:	W, 82-62	at Lexington
	W, 90-67	at Tuscaloosa
1967:	L, 81-71	at Tuscaloosa
	W, 110-78	at Lexington
1968:	W, 84-76	at Tuscaloosa
	W, 96-83	at Lexington
1969:	W, 83-70 ^{OT}	at Tuscaloosa
	W, 108-79	at Lexington
1970:	W, 86-71	at Lexington
	W, 98-89	at Tuscaloosa
1971:	W, 86-73	at Tuscaloosa
	W, 101-74	at Lexington
1972:	W, 77-74	at Lexington
	L, 73-70	at Tuscaloosa
1973:	W, 95-93	at Tuscaloosa
	W, 111-95	at Lexington
1974:	L, 81-77	at Tuscaloosa
	L, 94-71	at Lexington
1975:	W, 74-69	at Lexington
	W, 84-79	at Tuscaloosa
1976:	L, 76-63	at Tuscaloosa
	W, 90-85	at Lexington
1977:	W, 87-85	at Tuscaloosa
	W, 85-70	at Lexington
1978:	L, 78-62	at Tuscaloosa
	W, 97-84	at Lexington
1979:	L, 55-52	at Tuscaloosa
	W, 80-71	at Lexington
	W, 101-100	at Birmingham, AL (SEC)
1980:	L, 78-64	at Lexington
	W, 72-63	at Tuscaloosa
1981:	L, 59-55	at Tuscaloosa
	W, 77-62	at Lexington
1982:	W, 86-69	at Lexington
	W, 72-62	at Tuscaloosa
	L, 48-46	at Lexington (SEC)
1983:	L, 74-67	at Tuscaloosa
	W, 76-70	at Lexington
	L, 69-64	at Birmingham, AL (SEC)
1984:	W, 76-66	at Lexington
	L, 69-62	at Tuscaloosa
	W, 48-46	at Nashville, TN (SEC)
1985:	L, 60-58	at Tuscaloosa
	W, 51-48	at Lexington
1986:	W, 76-52	at Lexington
	W, 73-71	at Tuscaloosa
	W, 83-72	at Lexington (SEC)
	W, 68-63	at Atlanta, GA (NCAA)
1987:	L, 69-55	at Lexington
	W, 70-69	at Tuscaloosa
1988:	W, 63-55	at Tuscaloosa
	W, 82-68	at Lexington
1989:	L, 76-64	at Tuscaloosa
	L, 71-67	at Lexington
1990:	W, 82-65	at Lexington
	L, 83-58	at Tuscaloosa
1991:	L, 88-83	at Tuscaloosa
	W, 79-73	at Lexington
1992:	W, 107-83	at Lexington
	W, 80-54	at Birmingham, AL (SEC)
1993:	W, 73-59	at Tuscaloosa
1994:	W, 82-67	at Lexington
1995:	W, 72-52	at Tuscaloosa
1996:	W, 84-65	at Lexington
1997:	W, 75-61	at Tuscaloosa
1998:	W, 70-67	at Louisville, KY
	W, 82-71	at Atlanta, GA (SEC)
1999:	L, 62-58	at Tuscaloosa
2000:	W, 66-54	at Lexington
2001:	L, 70-60	at Tuscaloosa
2002:	L, 64-61	at Lexington
2003:	W, 63-46	at Tuscaloosa
2004:	W, 66-55	at Lexington

2005:	W, 78-71	at Tuscaloosa
2006:	L, 68-64	at Lexington
	W, 68-61	at Nashville, TN (SEC)
2007:	L, 72-61	at Tuscaloosa
	W, 79-67	at Atlanta, GA (SEC)
2008:	W, 62-52	at Lexington
at Lexington: UK leads, 51-10		
at Tuscaloosa: UK leads, 27-21		
at Neutral Sites: UK leads, 19-4		
at Birmingham, AL: UK leads, 7-3		
at Louisville, KY: UK leads, 5-0		
at Atlanta, GA: UK leads, 3-0		
at Montgomery, AL: UK leads, 2-1		
at Nashville, TN: UK leads, 2-0		

Alaska-Anchorage (UK leads, 5-0)

Year	Score	Site
1980:	W, 52-17	at Anchorage (GAS)
1981:	W, 53-20	at Lexington (UKIT)
1988:	W, 55-8	at Lexington
1997:	W, 62-25	at Anchorage (GAS)
2000:	W, 62-42	at Lexington
at Lexington: UK leads, 3-0		
at Anchorage: UK leads, 2-0		

Alcorn State (UK leads, 1-0)

Year	Score	Site
2003:	W, 94-63	at Lexington
at Lexington: UK leads, 1-0		

Alumni (UK leads, 4-0)

Year	Score	Site
1931:	W, 52-17	at Lexington
1932:	W, 53-20	at Lexington
1933:	W, 55-8	at Lexington
1941:	W, 62-25	at Lexington
at Lexington: UK leads, 4-0		

American (UK leads, 1-0)

Year	Score	Site
1998:	W, 75-52	at Lexington
at Lexington: UK leads, 1-0		

Arizona (UA leads, 3-2)

Year	Score	Site
1946:	W, 77-53	at New York, NY (NIT)
1994:	W, 93-92	at Maui, HI (Maui)
1997:	L, 84-79 ^{OT}	at Indianapolis, IN (NCAA)
1998:	L, 89-74	at Maui, HI (Maui)
2000:	L, 63-51	at New York, NY (PreNIT)
at Neutral Sites: UA leads, 3-2		
at Indianapolis, IN: UA leads, 1-0		
at Maui, HI: Tied, 1-1		
at New York, NY: Tied, 1-1		

Arizona State (UK leads, 3-0)

Year	Score	Site
1992:	W, 94-68	at Lexington
1995:	W, 97-73	at Birmingham, AL (NCAA)
2003:	W, 82-65	at Maui, HI (Maui)
at Lexington: UK leads, 1-0		
at Neutral Sites: UK leads, 2-0		
at Birmingham, AL: UK leads, 1-0		
at Maui, HI: UK leads, 1-0		

Arkansas (UK leads, 22-7)

Year	Score	Site
1946:	W, 67-42	at Lexington
1949:	W, 76-39	at Lexington
1950:	W, 57-53	at Fayetteville
1978:	W, 65-59	at St. Louis, MO (NCAA)
1992:	L, 105-88	at Lexington
1993:	L, 101-94	at Fayetteville

HISTORY AND TRADITION

	W, 92-81	at Lexington (SEC)
1994:	L, 90-82	at Lexington
	W, 90-78	at Memphis, TN (SEC)
1995:	L, 94-92	at Fayetteville
	W, 95-93 ^{OT}	at Atlanta, GA (SEC)
1996:	W, 88-73	at Lexington
	W, 95-75	at New Orleans, LA (SEC)
1997:	W, 83-73	at Fayetteville
1998:	W, 80-77 ^{OT}	at Lexington
	W, 99-74	at Atlanta, GA (SEC)
1999:	L, 74-70	at Fayetteville
	W, 76-63	at Atlanta, GA (SEC)
2000:	W, 60-55	at Lexington
	L, 86-72	at Atlanta, GA (SEC)
2001:	L, 82-78	at Fayetteville
	W, 87-78	at Nashville, TN (SEC)
2002:	W, 71-58	at Lexington
2003:	W, 66-50	at Fayetteville
2004:	W, 73-56	at Lexington
2005:	W, 68-67	at Fayetteville
2006:	W, 80-78	at Lexington
2007:	W, 82-74	at Fayetteville
2008:	W, 63-58	at Lexington
	at Lexington: UK leads, 10-2	
	at Fayetteville: UK leads, 5-4	
	at Neutral Sites: UK leads, 7-1	
	at Atlanta, GA: UK leads, 3-1	
	at Memphis, TN: UK leads, 1-0	
	at Nashville, TN: UK leads, 1-0	
	at New Orleans, LA: UK leads, 1-0	
	at St. Louis, MO: UK leads, 1-0	

Arkansas St. (UK leads, 1-0)

Year	Score	Site
1945:	W, 75-6	at Lexington

at Lexington: UK leads, 1-0

Army (UK leads, 1-0)

Year	Score	Site
1969:	W, 80-65	at Lexington (UKIT)

at Lexington: UK leads, 1-0

Ashland YMCA (UK leads, 2-0)

Year	Score	Site
1914:	W, 28-15	at Lexington
	W, 30-19	at Ashland

at Lexington: UK leads, 1-0

at Ashland: UK leads, 1-0

Auburn (UK leads, 82-17)

Year	Score	Site
1921:	W, 40-25	at Lexington
1926:	W, 35-26	at Lexington
1942:	W, 40-31	at Louisville, KY (SEC)
1946:	W, 69-24	at Louisville, KY (SEC)
1947:	W, 84-18	at Louisville, KY (SEC)
1949:	W, 70-39	at Louisville, KY (SEC)
1951:	W, 79-35	at Lexington
	W, 84-54	at Louisville, KY (SEC)
1952:	W, 88-48	at Auburn
1954:	W, 107-79	at Montgomery, AL
1955:	W, 93-59	at Lexington
1956:	W, 82-81	at Montgomery, AL
1957:	W, 103-85	at Lexington
1958:	L, 64-63	at Birmingham, AL
1959:	W, 75-56	at Lexington
1960:	L, 61-60	at Auburn
1961:	W, 77-51	at Lexington
1962:	W, 63-60	at Auburn
1963:	W, 78-59	at Lexington
1964:	W, 99-79	at Montgomery, AL
1965:	W, 73-67	at Lexington
	L, 88-69	at Auburn
1966:	W, 115-78	at Lexington
	W, 77-84	at Auburn
1967:	W, 60-58	at Lexington

	L, 62-49	at Auburn
1968:	L, 74-73	at Auburn
	W, 89-57	at Lexington
1969:	W, 105-93	at Lexington
	W, 90-86	at Auburn
1970:	W, 84-83	at Auburn
	W, 102-81	at Lexington
1971:	W, 114-75	at Lexington
	W, 102-83	at Auburn
1972:	W, 78-72	at Auburn
	W, 102-67	at Lexington
1973:	W, 88-57	at Lexington
	W, 91-79	at Auburn
1974:	W, 79-58	at Lexington
	L, 99-97 ^{OT}	at Auburn
1975:	L, 90-85	at Auburn
	W, 119-76	at Lexington
1976:	L, 91-84 ^{OT}	at Auburn
	W, 93-82	at Lexington
1977:	W, 75-68	at Auburn
	W, 89-82	at Lexington
1978:	W, 101-77	at Auburn
	W, 104-81	at Lexington
1979:	W, 86-83 ^{OT}	at Auburn
	W, 66-59	at Lexington
1980:	W, 67-65	at Lexington
	W, 64-62	at Auburn
	W, 69-61	at Birmingham, AL (SEC)
1981:	W, 79-66	at Auburn
	W, 102-74	at Lexington
1982:	W, 83-71	at Lexington
	L, 83-81	at Auburn
	W, 89-66	at Lexington (SEC)
1983:	L, 75-67	at Lexington
	W, 71-69	at Auburn
1984:	L, 82-63	at Auburn
	W, 84-64	at Lexington
	W, 51-49	at Nashville, TN (SEC)
1985:	W, 68-61	at Lexington
	W, 49-47 ^{OT}	at Auburn
1986:	L, 60-56	at Auburn
	W, 81-71	at Lexington
1987:	W, 63-60	at Auburn
	W, 75-71	at Lexington
	L, 79-72	at Atlanta, GA (SEC)
1988:	L, 53-52	at Lexington
	W, 69-62	at Auburn
1989:	W, 86-76	at Lexington
	L, 77-75	at Auburn
1990:	L, 74-70	at Auburn
	W, 98-95	at Lexington
1991:	W, 89-81	at Auburn
	W, 114-93	at Lexington
1992:	W, 85-67	at Auburn
1993:	W, 80-78	at Lexington
1994:	W, 91-74	at Auburn
1995:	W, 98-64	at Lexington
	W, 93-81	at Atlanta, GA (SEC)
1996:	W, 88-73	at Auburn
1997:	W, 77-53	at Lexington
	W, 92-50	at Memphis, TN (SEC)
1998:	W, 83-58	at Auburn
1999:	W, 72-62	at Lexington
	W, 69-57	at Atlanta, GA (SEC)
2000:	L, 66-63	at Auburn
2001:	W, 90-78	at Lexington
2002:	W, 69-62	at Auburn
2003:	W, 67-51	at Lexington
	W, 78-58	at New Orleans, LA (SEC)
2004:	W, 68-59	at Auburn
2005:	W, 81-73	at Lexington
2006:	W, 71-62	at Auburn
2007:	W, 84-57	at Lexington
2008:	W, 66-63	at Auburn
	at Lexington: UK leads, 42-2	
	at Auburn: UK leads, 26-13	

at Neutral Sites: UK leads, 14-2
 at New Orleans, LA: UK leads, 1-0
 at Atlanta, GA: UK leads, 2-1
 at Birmingham, AL: Tied, 1-1
 at Louisville, KY: UK leads, 5-0
 at Memphis, TN: UK leads, 1-0
 at Montgomery, AL: UK leads, 3-0
 at Nashville, TN: UK leads, 1-0

Austin Peay (UK leads, 4-0)

Year	Score	Site
1973:	W, 106-100 ^{OT}	at Nashville, TN (NCAA)
1987:	W, 71-69	at Lexington
1989:	W, 85-77	at Louisville, KY
2004:	W, 61-53	at Louisville, KY

at Lexington: UK leads, 1-0
 at Neutral Sites: UK leads, 3-0
 at Louisville, KY: UK leads, 2-0
 at Nashville, TN: UK leads, 1-0

Ball State (UK leads, 1-0)

Year	Score	Site
2005:	W, 73-53	at Cincinnati, OH

at Neutral Sites: UK leads, 1-0
 at Cincinnati, OH: UK leads, 1-0

Baylor (UK leads, 6-0)

Year	Score	Site
1947:	W, 75-34	at Lexington
1948:	W, 58-42	at New York, NY (NCAA)
	W, 77-59	at New York, NY (Olympic)
1962:	W, 94-60	at Lexington
1964:	W, 101-65	at Lexington
1980:	W, 80-46	at Lexington

at Lexington: UK leads, 4-0
 at Neutral Sites: UK leads, 2-0
 at New York, NY: UK leads, 2-0

Berea (UK leads, 11-0)

Year	Score	Site
1926:	W, 37-23	at Lexington
1928:	W, 37-16	at Lexington
1930:	W, 29-26	at Lexington
1931:	W, 41-25	at Lexington
1932:	W, 52-27	at Lexington
1936:	W, 58-30	at Lexington
1937:	W, 70-26	at Lexington
1938:	W, 69-35	at Lexington
1940:	W, 74-24	at Lexington
1944:	W, 54-40	at Lexington
1945:	W, 56-32	at Lexington

at Lexington: UK leads, 11-0

Bethany (UK leads, 1-0)

Year	Score	Site
1911:	W, 24-11	at Lexington

at Lexington: UK leads, 1-0

Boston Univ. (UK leads, 2-0)

Year	Score	Site
1987:	W, 81-69	at Lexington (UKIT)
1995:	W, 90-49	at Lexington

at Lexington: UK leads, 2-0

Bowling Green (UK leads, 2-1)

Year	Score	Site
1949:	W, 63-61	at Cleveland, OH
1977:	W, 77-59	at Lexington (UKIT)
1989:	L, 56-54	at Lexington (UKIT)

at Lexington: Tied, 1-1
 at Neutral Sites: UK leads, 1-0
 at Cleveland, OH: UK leads, 1-0

Bradley (UK leads, 3-0)

Year	Score	Site
1949:	W, 62-52	at Owensboro, KY
1950:	W, 71-66	at New Orleans, LA (Sugar)
1980:	W, 79-58	at Anchorage, AK
at Neutral Sites: UK leads, 3-0		
at Anchorage, AK: UK leads, 1-0		
at New Orleans, LA: UK leads, 1-0		
at Owensboro, KY: UK leads, 1-0		

BYU (UK leads, 3-0)

Year	Score	Site
1952:	W, 84-64	at New Orleans, LA (Sugar)
1984:	W, 93-59	at Lexington (UKIT)
	W, 93-68	at Birmingham, AL (NCAA)
at Lexington: UK leads, 1-0		
at Neutral Sites: UK leads, 2-0		
at Birmingham, AL: UK leads, 1-0		
at New Orleans, LA: UK leads, 1-0		

Butler (UK leads, 4-0)

Year	Score	Site
1911:	W, 21-16	at Lexington
1936:	W, 39-28	at Indianapolis
1962:	W, 81-60	at Iowa City, IA (NCAA)
1983:	W, 90-53	at Lexington
at Lexington: UK leads, 2-0		
at Indianapolis: UK leads, 1-0		
at Neutral Sites: UK leads, 1-0		
at Iowa City, IA: UK leads, 1-0		

California (UK leads, 2-0)

Year	Score	Site
1980:	W, 78-52	at Lexington (UKIT)
1989:	W, 89-71	at Anchorage, AK
at Lexington: UK leads, 1-0		
at Neutral Sites: UK leads, 1-0		
at Anchorage, AK: UK leads, 1-0		

Campbell (UK leads, 1-0)

Year	Score	Site
2005:	W, 82-50	at Lexington
at Lexington: UK leads, 1-0		

Canisius (UK leads, 2-0)

Year	Score	Site
1997:	W, 68-45	at Lexington
1998:	W, 81-54	at Buffalo
at Lexington: UK leads, 1-0		
at Buffalo: UK leads, 1-0		

Carnegie Tech (UK leads, 2-0)

Year	Score	Site
1932:	W, 36-34	at Lexington
1944:	W, 61-14	at New York, NY
at Lexington: UK leads, 1-0		
at Neutral Sites: UK leads, 1-0		
at New York, NY: UK leads, 1-0		

Centenary (UK leads, 3-1)

Year	Score	Site
1923:	L, 28-21	at Lexington
1937:	W, 37-19	at Lexington
1938:	W, 35-25	at Lexington
1941:	W, 70-18	at Lexington
at Lexington: UK leads, 3-1		

Central (CC leads, 9-7)

Year	Score	Site
1906:	W, 15-14	at Lexington
	W, 17-15	at Danville
1907:	W, 22-9	at Lexington
	L, 25-23 ^{OT}	at Lexington
	L, 15-13	at Lexington
1908:	L, 32-21	at Danville
	W, 31-20	at Lexington

	L, 29-10	at Danville
1909:	W, 24-23	at Lexington
	L, 35-20	at Danville
	L, 26-20	at Danville
1910:	L, 87-17	at Danville
	L, 31-13	at Lexington
	L, 51-9	at Danville
1912:	W, 32-13	at Danville
	W, 52-10	at Lexington
at Lexington: UK leads, 5-3		
at Danville: CC leads, 6-2		

UCF (UK leads, 1-0)

Year	Score	Site
2006:	W, 59-57	at Lexington
at Lexington: UK leads, 1-0		

Central Arkansas (UK leads, 1-0)

Year	Score	Site
2008:	W, 67-40	at Lexington
at Lexington: UK leads, 1-0		

Central Mich. (UK leads, 1-0)

Year	Score	Site
1975:	W, 90-73	at Dayton, OH (NCAA)
at Neutral Sites: UK leads, 1-0		
at Dayton, OH: UK leads, 1-0		

Centre (UK leads, 18-10)

Year	Score	Site
1916:	W, 38-5	at Danville
	W, 38-14	at Lexington
1917:	W, 31-21	at Lexington
	L, 38-24	at Danville
1918:	L, 29-21	at Danville
	W, 22-20 ^{OT}	at Lexington
	L, 24-12	at Louisville, KY
1919:	L, 38-30	at Danville
	L, 21-10	at Lexington
1920:	L, 44-15	at Danville
	L, 20-18 ^{OT}	at Lexington
1921:	L, 29-27	at Danville
	W, 20-13	at Lexington
1922:	W, 28-21	at Danville
	W, 40-23	at Lexington
1923:	L, 14-21	at Lexington
	L, 10-17	at Danville
1924:	W, 27-18	at Danville
	W, 38-24	at Lexington
1925:	W, 33-26	at Danville
	W, 39-10	at Lexington
1926:	W, 45-25	at Lexington
	W, 46-19	at Danville
1927:	W, 27-25	at Lexington
	W, 22-16	at Danville
1928:	W, 36-23	at Danville
	W, 30-20	at Lexington
1929:	W, 47-11	at Lexington
at Lexington: UK leads, 11-3		
at Danville: UK leads, 7-6		
at Neutral Sites: CC leads, 1-0		
at Louisville, KY: CC leads, 1-0		

CCNY (CCNY leads, 1-0)

Year	Score	Site
1950:	L, 89-50	at New York, NY (NIT)
at Neutral Sites: CCNY leads, 1-0		
at New York, NY: CCNY leads, 1-0		

Chaminade (UK leads, 1-0)

Year	Score	Site
1986:	W, 89-57	at Honolulu
at Honolulu: UK leads, 1-0		

Charlotte (UK leads, 2-0)

Year	Score	Site
1976:	W, 71-67	at New York, NY (NIT)
1988:	W, 84-81	at Lexington (UKIT)
at Lexington: UK leads, 1-0		
at Neutral Sites: UK leads, 1-0		
at New York, NY: UK leads, 1-0		

Chattanooga (UK leads, 11-0)

Year	Score	Site
1914:	W, 40-7	at Lexington
1919:	W, 29-26	at Chattanooga
1921:	W, 42-10	at Lexington
1923:	W, 25-18	at Lexington
1924:	W, 24-23	at Chattanooga
1931:	W, 55-18	at Lexington
1932:	W, 51-17	at Lexington
1934:	W, 47-20	at Lexington
1935:	W, 66-19	at Lexington
1991:	W, 86-70	at Lexington
2007:	W, 79-63	at Louisville, KY
at Lexington: UK leads, 8-0		
at Chattanooga: UK leads, 2-0		
at Neutral Sites: UK leads, 1-0		
at Louisville, KY: UK leads, 1-0		

Chicago (UK leads, 2-0)

Year	Score	Site
1933:	W, 58-26	at Chicago
1935:	W, 42-16	at Lexington
at Lexington: UK leads, 1-0		
at Chicago: UK leads, 1-0		

Christ Church (CC leads, 4-0)

Year	Score	Site
1906:	L, 38-24	at Lexington
	L, 54-17	at Cincinnati
1911:	L, 32-21	at Cincinnati
1913:	L, 30-19	at Lexington
at Lexington: CC leads, 2-0		
at Cincinnati: CC leads, 2-0		

Cincinnati (UK leads, 27-10)

Year	Score	Site
1904:	W, 25-21	at Lexington
1906:	L, 29-16	at Lexington
1909:	L, 41-25	at Cincinnati
	W, 28-23	at Lexington
1910:	L, 47-17	at Cincinnati
1913:	W, 20-18	at Lexington
1914:	W, 20-18	at Lexington
1916:	W, 39-24	at Cincinnati
	W, 34-10	at Lexington
1919:	L, 28-18	at Cincinnati
	W, 34-21	at Lexington
1920:	L, 13-11	at Cincinnati
1921:	W, 26-19	at Cincinnati
1923:	L, 33-24	at Cincinnati
1925:	W, 28-23	at Lexington
	L, 24-20	at Cincinnati
1927:	L, 48-10	at Lexington
	L, 51-22	at Cincinnati
1934:	W, 31-25	at Lexington
1938:	W, 38-21	at Lexington
1939:	W, 44-27	at Lexington
1940:	L, 39-30	at Lexington
1943:	W, 61-39	at Lexington
1944:	W, 58-30	at Lexington
	W, 38-34	at Cincinnati
1945:	W, 66-24	at Lexington
	W, 65-35	at Cincinnati
1946:	W, 67-31	at Lexington
1947:	W, 80-49	at Cincinnati
1948:	W, 67-31	at Cincinnati
	W, 70-43	at Lexington
1984:	W, 24-11	at Cincinnati

1985:	W, 66-55	at Lexington
1986:	W, 84-54	at Lexington
1988:	W, 101-77	at Lexington
1991:	W, 75-71	at Cincinnati
2005:	W, 69-60	at Indianapolis, IN (NCAA)
at Lexington: UK leads, 18-3		
at Cincinnati: UK leads, 8-7		
at Neutral Sites: UK leads, 1-0		
at Indianapolis, IN: UK leads, 1-0		

Cin. YMCA (Cin. leads, 2-0)

Year	Score	Site
1905:	L, 43-22	at Lexington
1906:	L, 38-9	at Cincinnati
at Lexington: Cin. YMCA leads, 1-0		
at Cincinnati: Cin. YMCA leads, 1-0		

Clemson (UK leads, 12-4)

Year	Score	Site
1922:	W, 38-14	at Lexington
1923:	L, 30-13	at Lexington
1924:	W, 38-13	at Lexington
1927:	W, 33-17	at Lexington
1930:	W, 31-15	at Lexington
	W, 34-20	at Clemson
1931:	W, 33-21	at Lexington
	L, 29-26	at Clemson
1932:	W, 43-24	at Lexington
	W, 30-17	at Clemson
1933:	W, 67-18	at Lexington
1934:	W, 42-32	at Clemson
1940:	W, 55-31	at Asheville, NC
1979:	L, 68-67 ^{OT}	at Lexington (NIT)
1997:	L, 79-71 ^{OT}	at Indianapolis, IN
1998:	W, 76-61	at Phoenix, AZ
at Lexington: UK leads, 7-2		
at Clemson: UK leads, 3-1		
at Neutral Sites: CU leads, 2-1		
at Asheville, NC: UK leads, 1-0		
at Indianapolis, IN: CU leads, 1-0		
at Phoenix, AZ: CU leads, 1-0		

Coll. of Charleston (UK leads, 2-0)

Year	Score	Site
1997:	W, 92-65	at Anchorage, AK
2007:	W, 77-61	at Lexington
at Lexington: UK leads, 1-0		
at Neutral Sites: UK leads, 1-0		
at Anchorage, AK: UK leads, 1-0		

Colorado (UK leads, 1-0)

Year	Score	Site
1999:	W, 64-52	at Bayamone, Puerto Rico
at Neutral Sites: UK leads, 1-0		
at Bayamone, PR: UK leads, 1-0		

Columbia (UK leads, 1-0)

Year	Score	Site
1948:	W, 76-53	at New York, NY (NCAA)
at Neutral Sites: UK leads, 1-0		
at New York, NY: UK leads, 1-0		

Connecticut (UC leads, 1-0)

Year	Score	Site
2006:	L, 87-83	at Philadelphia, PA (NCAA)
at Neutral Sites: UC leads, 1-0		
at Philadelphia, PA: UC leads, 1-0		

Coppin State (UK leads, 1-0)

Year	Score	Site
2005:	W, 77-46	at Lexington
at Lexington: UK leads, 1-0		

Cornell (CU leads, 1-0)

Year	Score	Site
1967:	L, 92-77	at Lexington
at Lexington: CU leads, 1-0		

Creighton (UK leads, 7-4)

Year	Score	Site
1930:	L, 28-27	at Lexington
	W, 25-21	at Lexington
1933:	W, 32-26	at Omaha
	L, 34-22	at Omaha
1935:	W, 63-42	at Lexington
	W, 24-12	at Lexington
1936:	L, 31-29	at Lexington
	W, 68-38	at Lexington
1937:	W, 59-36	at Lexington
1940:	L, 54-45	at Omaha
1948:	W, 65-23	at Omaha
at Lexington: UK leads, 5-2		
at Omaha: Tied, 2-2		

Cumberland (UK leads, 4-1)

Year	Score	Site
1917:	W, 48-20	at Williamsburg
1918:	W, 42-21	at Williamsburg
1919:	W, 22-21	at Williamsburg
1920:	L, 30-21	at Williamsburg
1921:	W, 37-21	at Lexington
at Lexington: UK leads, 1-0		
at Williamsburg: UK leads, 3-1		

Dartmouth (UK leads, 3-1)

Year	Score	Site
1942:	L, 47-28	at New Orleans, LA (NCAA)
1963:	W, 95-49	at Lexington
1965:	W, 107-77	at Lexington
1974:	W, 102-77	at Lexington
at Lexington: UK leads, 3-0		
at Neutral Sites: DU leads, 1-0		
at New Orleans, LA: DU leads, 1-0		

Davidson (UK leads, 1-0)

Year	Score	Site
1986:	W, 75-55	at Charlotte, NC (NCAA)
at Neutral Sites: UK leads, 1-0		
at Charlotte, NC: UK leads, 1-0		

Dayton (UK leads, 3-2)

Year	Score	Site
1948:	W, 70-29	at Lexington
1956:	L, 89-74	at Lexington (UKIT)
1966:	W, 86-79	at Iowa City, IA (NCAA)
1968:	W, 88-85	at Lexington (UKIT)
2000:	L, 68-66	at Cincinnati, OH
at Lexington: UK leads, 2-1		
at Neutral Sites: Tied, 1-1		
at Cincinnati, OH: UD leads, 1-0		
at Iowa City, IA: UK leads, 1-0		

DePaul (UK leads, 18-3)

Year	Score	Site
1943:	L, 53-44	at Chicago
1947:	W, 65-45	at Louisville, KY
	L, 53-47	at Chicago
1948:	W, 74-50	at Louisville, KY
	W, 68-51	at Chicago
1949:	W, 67-36	at Louisville, KY
	W, 56-45	at Chicago
1950:	W, 49-47	at Louisville, KY
	W, 86-53	at Chicago
1951:	W, 63-55	at Lexington
	W, 60-57	at Chicago
1952:	W, 98-60	at Lexington
	W, 63-61	at Chicago
1954:	W, 81-63	at Lexington
	W, 76-61	at Chicago

1955:	W, 92-59	at Lexington
	W, 76-72	at Chicago
1956:	W, 71-69	at Lexington
	L, 81-79	at Chicago
1971:	W, 106-85	at Lexington (UKIT)
2007:	W, 87-81	at Honolulu, HI
at Lexington: UK leads, 6-0		
at Chicago: UK leads, 7-3		
at Neutral Sites: UK leads, 5-0		
at Louisville, KY: UK leads, 4-0		
at Honolulu, HI: UK leads, 1-0		

DePauw (DU leads, 3-1)

Year	Score	Site
1910:	L, 24-11	at Lexington
	L, 28-16	at Greencastle
1926:	L, 38-29	at Lexington
1944:	W, 38-35	at Lexington
at Lexington: DU leads, 2-1		
at Greencastle: DU leads, 1-0		
at Cincinnati, OH: UD leads, 1-0		
at Iowa City, IA: UK leads, 1-0		

Detroit Mercy (Tied, 1-1)

Year	Score	Site
1944:	L, 34-26	at Detroit
1983:	W, 83-46	at Lexington
at Lexington: UK leads, 1-0		
at Detroit: DM leads, 1-0		

Duke (UK leads, 11-8)

Year	Score	Site
1930:	L, 37-32	at Atlanta, GA (So. Con.)
1931:	W, 35-30	at Atlanta, GA (So. Con.)
1932:	W, 37-30	at Lexington
1954:	W, 85-69	at Lexington (UKIT)
1956:	W, 81-76	at Lexington
1957:	L, 85-84	at Durham
1958:	W, 78-74	at Lexington
1959:	W, 78-64	at Durham
1964:	W, 81-79	at New Orleans, LA (Sugar)
1966:	W, 83-79	at College Park, MD (NCAA)
1970:	W, 98-76	at Lexington (UKIT)
1978:	W, 94-88	at St. Louis, MO (NCAA)
1980:	L, 82-76 ^{OT}	at Springfield, MA
	L, 55-54	at Lexington (NCAA)
1989:	L, 80-55	at Springfield, MA
1992:	L, 104-103 ^{OT}	at Philadelphia (NCAA)
1998:	W, 86-84	at St. Petersburg, FL (NCAA)
1999:	L, 71-60	at East Rutherford, NJ
2002:	L, 95-92 ^{OT}	at East Rutherford, NJ
at Lexington: UK leads, 5-1		
at Durham: Tied, 1-1		
at Neutral Sites: DU leads, 6-5		
at Atlanta, GA: Tied, 1-1		
at College Park, MD: UK leads, 1-0		
at East Rutherford, NJ: DU leads, 2-0		
at New Orleans, LA: UK leads, 1-0		
at Philadelphia, PA: DU leads, 1-0		
at Springfield, MA: DU leads, 2-0		
at St. Louis, MO: UK leads, 1-0		
at St. Petersburg, FL: UK leads, 1-0		

Duquesne (UK leads, 1-0)

Year	Score	Site
1983:	W, 55-42	at Lexington (UKIT)
at Lexington: UK leads, 1-0		

Eastern Ky. (UK leads, 10-0)

Year	Score	Site
1959:	W, 35-10	at Lexington
1991:	W, 74-60	at Lexington
1992:	W, 85-55	at Lexington
1993:	W, 82-73	at Lexington
1994:	W, 107-78	at Lexington
1999:	W, 99-64	at Lexington

2001:	W, 94-79	at Lexington
2004:	W, 101-72	at Lexington
2005:	W, 72-64	at Indianapolis, IN (NCAA)
2007:	W, 78-65	at Lexington
at Lexington: UK leads, 9-0		
at Neutral Sites: UK leads, 1-0		
at Indianapolis, IN: UK leads, 1-0		

East Carolina (UK leads, 1-0)

Year	Score	Site
1986:	W, 86-52	at Lexington (UKIT)
at Lexington: UK leads, 1-0		

E. Tenn. St. (UK leads, 2-0)

Year	Score	Site
1981:	W, 69-54	at Lexington
1985:	W, 62-57	at Lexington
at Lexington: UK leads, 2-0		

Florida (UK leads, 85-31)

Year	Score	Site
1927:	W, 44-36	at Lexington
1931:	W, 56-36	at Atlanta, GA (So.Con.)
1933:	W, 48-24	at Atlanta, GA (SEC)
1934:	L, 38-32	at Atlanta, GA (SEC)
1942:	W, 42-36	at Louisville, KY (SEC)
1945:	W, 57-35	at Louisville, KY (SEC)
1946:	W, 69-32	at Louisville, KY (SEC)
1948:	W, 87-31	at Louisville, KY (SEC)
1949:	W, 73-36	at Louisville, KY (SEC)
1951:	W, 85-37	at Lexington
1952:	W, 99-52	at Gainesville
1954:	W, 97-55	at Gainesville
1955:	W, 87-63	at Lexington
1956:	W, 81-70	at Gainesville
1957:	W, 61-28	at Lexington
1958:	W, 78-56	at Gainesville
1959:	W, 94-51	at Lexington
1960:	W, 75-62	at Gainesville
1961:	W, 89-68	at Lexington
1962:	W, 81-69	at Gainesville
1963:	W, 94-71	at Lexington
1964:	W, 77-72	at Gainesville
1965:	L, 84-68	at Gainesville
	W, 78-61	at Lexington
1966:	W, 78-64	at Gainesville
	W, 85-75	at Lexington
1967:	L, 78-75	at Lexington
	L, 89-72	at Gainesville
1968:	W, 99-76	at Lexington
	L, 96-78	at Gainesville
1969:	W, 88-67	at Lexington
	L, 82-81	at Gainesville
1970:	W, 88-69	at Gainesville
	W, 110-65	at Lexington
1971:	W, 101-75	at Lexington
	L, 74-65	at Gainesville
1972:	L, 72-70	at Gainesville
	W, 95-68	at Lexington
1973:	W, 95-65	at Lexington
	W, 94-83	at Gainesville
1974:	W, 91-82	at Gainesville
	L, 75-65	at Lexington
1975:	W, 87-65	at Lexington
	L, 66-58	at Gainesville
1976:	W, 89-82	at Gainesville
	W, 96-89	at Lexington
1977:	W, 73-71	at Gainesville
	W, 104-78	at Lexington
1978:	W, 86-67	at Gainesville
	W, 88-61	at Lexington
1979:	L, 76-65	at Gainesville
	W, 87-81	at Lexington
1980:	W, 76-63	at Gainesville
	W, 95-70	at Lexington
1981:	W, 102-48	at Lexington

	W, 69-56	at Gainesville
1982:	W, 91-76	at Gainesville
	W, 84-78	at Lexington
1983:	W, 70-63	at Lexington
	W, 73-61	at Gainesville
1984:	L, 69-57	at Gainesville
	W, 67-65	at Lexington
1985:	L, 67-55	at Lexington
	W, 76-68	at Gainesville
	L, 58-55	at Birmingham, AL (SEC)
1986:	W, 72-55	at Gainesville
	W, 80-69	at Lexington
1987:	W, 67-62	at Lexington
	L, 74-56	at Gainesville
1988:	L, 58-56	at Lexington
	L, 83-76	at Gainesville
1989:	W, 69-56	at Gainesville
	L, 59-53	at Lexington
1990:	W, 89-81	at Lexington
	W, 78-74	at Gainesville
1991:	W, 81-65	at Lexington
	W, 90-74	at Gainesville
1992:	W, 81-60	at Lexington
	L, 79-62	at Gainesville
1993:	W, 71-48	at Lexington
	W, 85-77	at Gainesville
1994:	L, 59-57	at Gainesville
	W, 80-77	at Lexington
	W, 73-60	at Memphis, TN (SEC)
1995:	W, 83-67	at Gainesville
	W, 87-77	at Lexington
	W, 86-72	at Atlanta, GA (SEC)
1996:	W, 77-63	at Lexington
	W, 94-63	at Gainesville
	W, 100-76	at New Orleans, LA (SEC)
1997:	W, 92-65	at Gainesville
	W, 85-56	at Lexington
1998:	L, 86-78	at Lexington
	W, 79-54	at Gainesville
1999:	W, 93-58	at Lexington
	L, 75-68	at Gainesville
2000:	L, 90-73	at Gainesville
	W, 85-70	at Lexington
2001:	W, 71-70	at Lexington
	L, 94-86	at Gainesville
2002:	W, 70-68	at Gainesville
	W, 70-67	at Lexington
2003:	W, 70-55	at Lexington
	W, 69-67	at Gainesville
2004:	W, 68-65	at Gainesville
	W, 82-62	at Lexington
	W, 89-73	at Atlanta, GA (SEC)
2005:	W, 69-66	at Lexington
	L, 53-52	at Gainesville
	L, 70-53	at Atlanta, GA (SEC)
2006:	L, 95-80	at Gainesville
	L, 79-64	at Lexington
2007:	L, 64-61	at Lexington
	L, 85-72	at Gainesville
2008:	L, 81-70 ^{OT}	at Lexington
at Lexington: UK leads, 43-8		
at Gainesville: UK leads, 31-20		
at Neutral Sites: UK leads, 11-3		
at Atlanta, GA: UK leads, 4-2		
at Birmingham, AL: UF leads, 1-0		
at Louisville, KY: UK leads, 5-0		
at Memphis, TN: UK leads, 1-0		
at New Orleans, LA: UK leads, 1-0		

Florida A&M (UK leads, 1-0)

Year	Score	Site
2004:	W, 96-76	at Columbus, OH (NCAA)
at Neutral Sites: UK leads, 1-0		
at Columbus, OH: UK leads, 1-0		

FIU (UK leads, 1-0)

Year	Score	Site
2008:	W, 92-49	at Lexington
at Lexington: UK leads, 1-0		

Florida State (UK leads, 6-2)

Year	Score	Site
1959:	W, 91-68	at Lexington
1961:	L, 63-58	at Lexington
1963:	W, 83-54	at Lexington
1972:	L, 73-54	at Dayton, OH (NCAA)
1977:	W, 97-57	at Louisville, KY
1978:	W, 85-76	at Knoxville, TN (NCAA)
1980:	W, 97-78	at Bowling Green, KY (NCAA)
1993:	W, 106-81	at Charlotte, NC (NCAA)
at Lexington: UK leads, 2-1		
at Neutral Sites: UK leads, 4-1		
at Bowling Green, KY: UK leads, 1-0		
at Charlotte, NC: UK leads, 1-0		
at Dayton, OH: FSU leads, 1-0		
at Knoxville, TN: UK leads, 1-0		
at Louisville, KY: UK leads, 1-0		

Fort Benning (UK leads, 1-0)

Year	Score	Site
1946:	W, 81-25	at Lexington
at Lexington: UK leads, 1-0		

Fort Knox (UK leads, 7-0)

Year	Score	Site
1943:	W, 64-30	at Lexington
1944:	W, 51-18	at Lexington
	W, 76-48	at Lexington
1945:	W, 56-23	at Lexington
	W, 59-34	at Lexington
1947:	W, 68-31	at Lexington
1948:	W, 80-41	at Lexington
at Lexington: UK leads, 7-0		

Furman (UK leads, 1-0)

Year	Score	Site
1990:	W, 104-73	at Lexington
at Lexington: UK leads, 1-0		

Gardner-Webb (UK leads, 0-1)

Year	Score	Site
2008:	L, 84-68	at Lexington
at Lexington: UK trails, 0-1		

G. Washington (UK leads, 1-0)

Year	Score	Site
1998:	W, 70-55	at Lahaina, HI
at Neutral Sites: UK leads, 1-0		
at Lahaina, HI: UK leads, 1-0		

Georgetown (Ky.) (UK leads, 35-15)

Year	Score	Site
1903:	L, 15-6	at Lexington
1904:	L, 26-11	at Georgetown
	L, 22-10	at Lexington
1905:	L, 14-9	at Lexington
1906:	L, 34-9	at Georgetown
	L, 28-22	at Lexington
1907:	W, 16-15	at Lexington
	L, 19-8	at Georgetown
1908:	L, 30-22	at Georgetown
	W, 18-13	at Lexington
1909:	W, 43-32	at Lexington
	W, 48-19	at Georgetown
1910:	W, 31-11	at Lexington
	L, 34-16	at Georgetown
	W, 24-23	at Lexington
1911:	W, 47-22	at Georgetown
1912:	W, 38-12	at Lexington
	W, 19-18	at Georgetown
1916:	W, 29-22	at Georgetown

	W, 30-22	at Lexington
1917:	L, 22-19	at Georgetown
	W, 32-18	at Lexington
1918:	W, 22-18	at Lexington
	W, 25-16	at Georgetown
1919:	L, 32-30	at Lexington
	L, 22-18	at Georgetown
1920:	W, 25-14	at Lexington
	W, 28-16	at Georgetown
1921:	W, 38-23	at Lexington
	W, 56-11	at Georgetown
1922:	L, 26-17	at Lexington
	W, 26-17	at Georgetown
	W, 41-21	at Atlanta, GA (SIAA)
1923:	W, 24-13	at Georgetown
	L, 48-21	at Lexington
1924:	W, 32-24	at Georgetown
	W, 39-35	at Lexington
1925:	W, 25-17	at Lexington
	W, 36-21	at Georgetown
1926:	W, 36-21	at Georgetown
	W, 25-20	at Lexington
1927:	L, 26-19	at Georgetown
1930:	W, 46-9	at Lexington
1931:	W, 67-19	at Lexington
1932:	W, 66-24	at Lexington
1933:	W, 62-21	at Lexington
1934:	W, 41-12	at Lexington
1936:	W, 42-17	at Lexington
1937:	W, 46-21	at Lexington
1939:	W, 39-19	at Lexington

at Lexington: UK leads, 22-7
 at Georgetown: UK leads, 12-8
 at Neutral Sites: UK leads, 1-0
 at Atlanta, GA: UK leads, 1-0

Georgetown (GU leads, 2-0)

Year	Score	Site
1922:	L, 28-23	at Washington, D.C.
1984:	L, 53-40	at Seattle, WA (NCAA)

at Washington, D.C.: GU leads, 1-0
 at Neutral Sites: GU leads, 1-0
 at Seattle, WA: GU leads, 1-0

Georgia (UK leads, 109-23)

Year	Score	Site
1921:	W, 20-19	at Atlanta (SIAA)
1923:	L, 23-19	at Lexington
1925:	L, 28-24	at Athens
	L, 32-31	at Atlanta (So. Con.)
1926:	W, 22-18	at Athens
	W, 39-34	at Atlanta (So. Con.)
1928:	W, 33-16	at Atlanta (So. Con.)
1929:	L, 26-24	at Atlanta (So. Con.)
1930:	W, 22-21 ^{OT}	at Athens
	W, 36-23	at Lexington
1931:	L, 25-16	at Athens
1940:	W, 51-43	at Knoxville, TN (SEC)
1942:	W, 51-26	at Athens
	W, 55-38	at Lexington
1943:	W, 60-28	at Athens
	W, 59-30	at Louisville, KY (SEC)
1944:	W, 57-29	at Louisville, KY (SEC)
1945:	W, 73-37	at Lexington
1947:	W, 84-45	at Athens
	W, 81-40	at Lexington
1948:	W, 88-51	at Athens
1949:	W, 95-40	at Lexington
1950:	L, 71-60	at Athens
	W, 88-56	at Lexington
	W, 79-63	at Louisville, KY (SEC)
1951:	W, 88-41	at Lexington
1952:	W, 95-55	at Louisville, KY
1954:	W, 106-55	at Lexington
	W, 100-68	at Owensboro, KY
1955:	W, 86-40	at Lexington

1956:	W, 143-66	at Louisville, KY
1957:	W, 84-53	at Lexington
1958:	W, 74-55	at Atlanta, GA
1959:	W, 108-55	at Lexington
1960:	W, 84-60	at Columbus, GA
1961:	W, 74-67	at Lexington
1962:	W, 86-59	at Atlanta, GA
1963:	W, 74-67	at Lexington
1964:	W, 103-83	at Athens
1965:	W, 102-82	at Athens
	W, 96-64	at Lexington
1966:	W, 69-65 ^{OT}	at Athens
	W, 74-50	at Lexington
1967:	L, 49-40	at Athens
	W, 101-76	at Lexington
1968:	W, 104-73	at Lexington
	W, 106-87	at Athens
1969:	W, 88-68	at Lexington
	W, 85-77	at Athens
1970:	W, 72-71	at Athens
	W, 116-86	at Lexington
1971:	W, 79-66	at Lexington
	W, 107-95	at Athens
1972:	L, 85-73	at Athens
	W, 87-63	at Lexington
1973:	W, 89-68	at Lexington
	W, 99-86	at Athens
1974:	W, 80-74	at Lexington
	W, 86-72	at Athens
1975:	W, 96-77	at Athens
	W, 75-61	at Lexington
1976:	W, 92-76	at Lexington
	L, 86-81	at Athens
1977:	W, 64-59 ^{OT}	at Lexington
	W, 72-54	at Athens
1978:	W, 90-73	at Lexington
	W, 78-67	at Athens
1979:	W, 73-64	at Lexington
	W, 90-74	at Athens
1980:	W, 95-69	at Atlanta, GA
	W, 56-49	at Lexington
1981:	W, 76-62	at Lexington
	W, 71-68 ^{OT}	at Athens
1982:	W, 68-66	at Athens
	W, 82-73	at Lexington
1983:	L, 70-63	at Athens
	W, 81-72	at Lexington
1984:	W, 64-40	at Lexington
	W, 66-64	at Athens
	W, 92-79	at Nashville, TN (SEC)
1985:	L, 81-73	at Athens
	L, 79-77	at Lexington
1986:	W, 74-69	at Lexington
	W, 80-75	at Athens
1987:	L, 69-65	at Louisville, KY
	L, 79-71	at Athens
1988:	W, 84-77	at Atlanta
	W, 80-72	at Lexington
	W, 62-57	at Baton Rouge, LA (SEC)
1989:	W, 76-65	at Lexington
	L, 84-72	at Athens
1990:	L, 106-91	at Athens
	W, 88-77	at Lexington
1991:	W, 81-80	at Athens
	W, 96-84	at Lexington
1992:	W, 78-66	at Lexington
	W, 84-73	at Athens
1993:	W, 74-59	at Athens
	W, 86-70	at Lexington
1994:	L, 94-90 ^{OT}	at Athens
	W, 80-59	at Lexington
1995:	W, 83-71	at Lexington
	W, 97-74	at Athens
1996:	W, 82-77	at Athens
	W, 86-73	at Lexington
1997:	W, 86-65	at Athens

	W, 82-57	at Lexington
	W, 95-68	at Memphis, TN (SEC)
1998:	W, 90-79	at Athens
	W, 85-74	at Lexington
1999:	W, 91-83 ^{OT}	at Athens
	W, 92-71	at Lexington
2000:	W, 75-69	at Athens
	W, 70-64	at Lexington
2001:	W, 67-63	at Lexington
	W, 85-70	at Athens
2002:	L, 88-84	at Lexington
	L, 78-69	at Athens
2003:	W, 87-67	at Lexington
	W, 74-66	at Athens
2004:	L, 65-57	at Lexington
	L, 74-68	at Athens
	W, 69-60	at Atlanta, GA (SEC)
2005:	W, 76-55	at Athens
	W, 60-51	at Lexington
2006:	W, 69-55	at Athens
	W, 68-61	at Lexington
2007:	L, 78-69 ^{OT}	at Athens
	W, 82-70	at Lexington
2008:	W, 63-58	at Athens
	W, 61-55	at Lexington
	L, 60-56 ^{OT}	at Atlanta (SEC)

at Lexington: UK leads, 53-4
 at Athens: UK leads, 37-15
 at Neutral Sites: UK leads, 19-3
 at Atlanta, GA: UK leads, 8-3
 at Baton Rouge, LA: UK leads, 1-0
 at Columbus, GA: UK leads, 1-0
 at Knoxville, TN: UK leads, 1-0
 at Louisville, KY: UK leads, 5-1
 at Memphis, TN: UK leads, 1-0
 at Nashville, TN: UK leads, 1-0
 at Owensboro, KY: UK leads, 1-0

Georgia State (UK leads, 2-0)

Year	Score	Site
2005:	W, 77-59	at Lexington
2006:	W, 73-46	at Atlanta

at Lexington: UK leads, 1-0
 at Atlanta: UK leads, 1-0

Georgia Tech (UK leads, 56-15)

Year	Score	Site
1924:	W, 33-27	at Lexington
1925:	W, 18-16	at Atlanta
1926:	W, 25-24	at Lexington
1927:	L, 48-16	at Atlanta
1928:	L, 35-31	at Lexington
1929:	L, 33-19	at Atlanta
1930:	W, 39-19	at Lexington
1931:	W, 38-34	at Lexington
	W, 35-16	at Atlanta
1933:	W, 45-22	at Lexington
1934:	W, 49-25	at Lexington
1935:	W, 57-30	at Lexington
1937:	W, 40-30	at Knoxville, TN (SEC)
1940:	L, 44-39	at Atlanta
1941:	W, 47-37	at Atlanta
	W, 60-41	at Lexington
1942:	W, 63-53	at Atlanta
	W, 57-51	at Lexington
1943:	W, 38-36	at Atlanta
	W, 58-31	at Lexington
1945:	W, 64-58	at Atlanta
	W, 51-32	at Lexington
1946:	W, 68-43	at Atlanta
	W, 54-26	at Lexington
1947:	W, 70-47	at Atlanta
	W, 83-46	at Lexington
	W, 75-53	at Louisville, KY (SEC)
1948:	W, 71-56	at Atlanta
	W, 78-54	at Lexington

W, 54-43	at Louisville, KY (SEC)
1949: W, 56-45	at Atlanta
W, 78-32	at Lexington
1950: W, 61-47	at Atlanta
W, 97-62	at Lexington
1951: W, 82-61	at Atlanta
W, 75-42	at Lexington
W, 82-56	at Louisville, KY (SEC)
1952: W, 96-51	at Atlanta
W, 93-42	at Lexington
W, 80-59	at Louisville, KY (SEC)
1954: W, 105-53	at Lexington
W, 99-48	at Louisville, KY
1955: L, 59-58	at Lexington
L, 65-59	at Atlanta
1956: W, 104-51	at Lexington
W, 84-62	at Atlanta
1957: W, 95-75	at Lexington
W, 76-65	at Atlanta
1958: W, 76-60	at Lexington
L, 71-52	at Atlanta
1959: W, 72-62	at Lexington
W, 94-70	at Atlanta
1960: L, 62-54	at Lexington
L, 65-44	at Atlanta
1961: W, 89-79	at Lexington
L, 62-60	at Atlanta
1962: W, 89-70	at Lexington
W, 71-62	at Atlanta
1963: L, 86-85 ^{OT}	at Lexington
L, 66-62	at Atlanta
1964: L, 76-67	at Atlanta
W, 79-62	at Lexington
1976: W, 66-64	at Lexington (UKIT)
1992: L, 81-80	at Atlanta (Omni)
1993: W, 96-87	at Lexington
1996: W, 83-60	at Lexington
1997: W, 88-59	at Atlanta (Georgia Dome)
1998: W, 85-71	at Lexington
1999: W, 80-39	at Atlanta (Georgia Dome)
2000: W, 80-71	at Louisville, KY
2001: L, 86-84	at Atlanta (Georgia Dome)
at Lexington: UK leads, 30-4	
at Atlanta (campus): UK leads, 17-9	
at Neutral Sites: UK leads, 9-2	
at Atlanta, GA: Tied, 2-2	
at Knoxville, TN: UK leads, 1-0	
at Louisville, KY: UK leads, 6-0	

Gonzaga (UK leads, 1-0)

Year Score Site	
2003: W, 80-72	at Maui, HI
at Neutral Sites: UK leads, 1-0	
at Maui, HI: UK leads, 1-0	

Great Lakes (GL leads, 2-0)

Year Score Site	
1942: L, 58-47	at Louisville, KY
1943: L, 53-39	at Louisville, KY
at Neutral Sites: GL leads, 2-0	
at Louisville, KY: GL leads, 2-0	

Hardin-Simmons (UK leads, 1-0)

Year Score Site	
1966: W, 83-55	at Lexington
at Lexington: UK leads, 1-0	

Hawaii (UK leads, 2-0)

Year Score Site	
1986: W, 98-65	at Honolulu
1988: W, 86-59	at Lexington
at Lexington: UK leads, 1-0	
at Honolulu: UK leads, 1-0	

High Point (UK leads, 3-0)

Year Score Site	
2001: W, 102-49	at Lexington
2003: W, 84-64	at Lexington
2006: W, 75-55	at Lexington
at Lexington: UK leads, 3-0	

Holy Cross (UK leads, 3-0)

Year Score Site	
1948: W, 60-52	at New York, NY (NCAA)
1949: W, 51-48	at Boston
2001: W, 72-68	at Uniondale, NY (NCAA)
at Boston: UK leads, 1-0	
at Neutral Sites: UK leads, 2-0	
at New York, NY: UK leads, 1-0	
at Uniondale, NY: UK leads, 1-0	

Houston (UK leads, 3-1)

Year Score Site	
1957: W, 111-76	at New Orleans, LA (Sugar)
1984: W, 75-67	at Lexington
2007: W, 77-70	at Lexington
2008: L, 83-69	at Houston
at Lexington: UK leads, 2-0	
at Houston: UK leads, 1-0	
at Neutral Sites: UK leads, 1-0	
at New Orleans, LA: UK leads, 1-0	

Idaho (UK leads, 2-0)

Year Score Site	
1947: W, 65-35	at Lexington
1956: W, 91-35	at Lexington
at Lexington: UK leads, 2-0	

Illinois (UK leads, 11-4)

Year Score Site	
1925: L, 36-26	at Champaign
1942: W, 46-44	at New Orleans, LA (NCAA)
1944: L, 43-41	at Champaign
W, 51-40	at Lexington
1949: W, 76-47	at New York, NY (NCAA)
1951: W, 76-74	at New York, NY (NCAA)
1957: W, 91-70	at Lexington (UKIT)
1959: W, 76-75	at Louisville, KY
1961: W, 83-78	at Lexington (UKIT)
1965: L, 91-86	at Lexington (UKIT)
1966: W, 86-68	at Champaign
1967: L, 98-97 ^{OT}	at Lexington
1983: W, 76-57	at Lexington
1984: W, 56-54	at Champaign
W, 54-51	at Lexington (NCAA)
at Lexington: UK leads, 5-2	
at Champaign: Tied, 2-2	
at Neutral Sites: UK leads, 4-0	
at Louisville, KY: UK leads, 1-0	
at New Orleans, LA: UK leads, 1-0	
at New York, NY: UK leads, 2-0	

Indiana (UK leads, 28-23)

Year Score Site	
1925: L, 20-18	at Lexington
1926: L, 34-23	at Bloomington
1927: L, 38-19	at Lexington
1928: L, 48-29	at Bloomington
1941: L, 48-45	at New Orleans, LA (Sugar)
1943: L, 58-52	at Louisville, KY
1944: W, 66-41	at Louisville, KY
1945: W, 61-43	at Louisville, KY
1966: W, 91-56	at Lexington (UKIT)
1970: W, 109-92	at Lexington
1971: W, 95-93 ^{OT}	at Bloomington
1972: L, 90-89 ^{OT}	at Louisville, KY
1973: L, 64-58	at Bloomington
L, 72-65	at Nashville, TN (NCAA)
1974: L, 77-68	at Louisville, KY
1975: L, 98-74	at Bloomington

W, 92-90	at Dayton, OH (NCAA)
1976: L, 77-68 ^{OT}	at Louisville, KY
1977: W, 66-51	at Bloomington
1978: W, 78-64	at Lexington
1979: L, 68-67 ^{OT}	at Bloomington
1980: W, 69-58	at Lexington
1981: W, 68-66	at Bloomington
1982: W, 85-69	at Lexington
1983: L, 62-59	at Bloomington
W, 64-59	at Knoxville, TN (NCAA)
1984: W, 59-54	at Lexington
1985: L, 81-68	at Bloomington
1986: W, 63-58	at Lexington
1987: L, 71-66	at Bloomington
1988: W, 82-76 ^{OT}	at Indianapolis, IN
1989: L, 75-52	at Lexington
1990: L, 71-69	at Indianapolis, IN
1991: L, 87-84	at Bloomington
1992: W, 76-74	at Indianapolis, IN
1993: W, 81-79	at Louisville, KY
1994: L, 96-84	at Indianapolis, IN
1995: W, 73-70	at Louisville, KY
1996: W, 89-82	at Indianapolis, IN
1997: W, 99-65	at Louisville, KY
1998: W, 75-72	at Indianapolis, IN
1999: W, 70-61 ^{OT}	at Louisville, KY
2000: L, 83-75	at Indianapolis, IN
2001: W, 88-74	at Louisville, KY
2002: W, 66-55	at Indianapolis, IN
2003: W, 70-64	at Louisville, KY
2004: W, 80-41	at Indianapolis, IN
2005: W, 73-58	at Louisville, KY
2006: L, 79-53	at Indianapolis, IN
2007: W, 59-54	at Lexington
2008: L, 70-51	at Bloomington

at Lexington: UK leads, 8-3

at Bloomington: IU leads, 10-3

at Neutral Sites: UK leads, 17-10

at Indianapolis, IN: UK leads, 6-4

at Knoxville, TN: UK leads, 1-0

at Louisville, KY: UK leads, 10-4

at Nashville, TN: IU leads, 1-0

at New Orleans, LA: IU leads, 1-0

Ind. Central (UK leads, 4-0)

Year Score Site	
1947: W, 78-36	at Lexington
1948: W, 80-41	at Lexington
1949: W, 74-38	at Lexington
1950: W, 94-61	at Lexington
at Lexington: UK leads, 4-0	

Iona (UK leads, 6-0)

Year Score Site	
1978: W, 104-65	at Lexington
1980: W, 57-50	at Anchorage, AK
1987: W, 75-59	at Lexington (UKIT)
1989: W, 56-54	at Anchorage, AK
1996: W, 106-79	at New York, NY
2006: W, 73-67	at Louisville, KY
at Lexington: UK leads, 2-0	
at Neutral Sites: UK leads, 4-0	
at Anchorage, AK: UK leads, 2-0	
at Louisville, KY: UK leads, 1-0	
at New York, NY: UK leads, 1-0	

Iowa (UK leads, 5-3)

Year Score Site	
1956: L, 89-77	at Iowa City (NCAA)
1963: W, 94-69	at Lexington (UKIT)
1965: W, 85-77	at Lexington
1973: L, 79-66	at Lexington
1974: W, 88-80	at Iowa City
1997: W, 75-69	at Salt Lake City, UT (NCAA)
2001: W, 92-79	at Uniondale, NY (NCAA)
2006: L, 67-63	at Kansas City, MO

at Lexington: UK leads, 2-1
 at Iowa City: Tied, 1-1
 at Neutral Sites: UK leads, 2-1
 at Kansas City, MO: UI leads, 1-0
 at Salt Lake City, UT: UK leads, 1-0
 at Uniondale, NY: UK leads, 1-0

Iowa State (UK leads, 2-0)

Year	Score	Site
1965:	W, 100-74	at Lexington
1992:	W, 106-98	at Worcester, MA (NCAA)
at Lexington: UK leads, 1-0		
at Neutral Sites: UK leads, 1-0		
at Worcester, MA: UK leads, 1-0		

IUPUI (UK leads, 1-0)

Year	Score	Site
2003:	W, 95-64	at Nashville, TN (NCAA)
at Neutral Sites: UK leads, 1-0		
at Nashville, TN: UK leads, 1-0		

Jacksonville (Tied, 1-1)

Year	Score	Site
1970:	L, 100-106	at Columbus, OH (NCAA)
1982:	W, 107-91	at Lexington (UKIT)
at Lexington: UK leads, 1-0		
at Neutral Sites: JU leads, 1-0		
at Columbus, OH: JU leads, 1-0		

Jacksonville St. (UK leads, 1-0)

Year	Score	Site
2001:	W, 91-48	at Cincinnati, OH
at Neutral Sites: UK leads, 1-0		
at Cincinnati, OH: UK leads, 1-0		

Kansas (UK leads, 19-6)

Year	Score	Site
1951:	W, 68-39	at Lexington
1960:	W, 77-72 ^{OT}	at Lawrence
1970:	W, 115-85	at Lexington
1972:	W, 79-69	at Lawrence
1973:	W, 77-71	at Lexington
1974:	L, 71-63	at Lawrence
1975:	W, 100-63	at Louisville, KY
1976:	W, 54-48	at Lawrence
1977:	W, 90-63	at Lexington
1978:	W, 73-66	at Lawrence
1979:	W, 67-66 ^{OT}	at Lexington
1980:	W, 57-56	at Lawrence
1981:	W, 87-73	at Lexington
1982:	W, 77-74 ^{OT}	at Lawrence
1983:	W, 82-62	at Louisville, KY
1985:	W, 72-50	at Lawrence
1986:	W, 92-89	at Louisville, KY
1987:	L, 83-66	at Lawrence
1990:	L, 150-95	at Lawrence
1991:	W, 88-71	at Lexington
1999:	W, 63-45	at Chicago, IL
	W, *92-88	at New Orleans, LA (NCAA)
2005:	L, 65-59	at Lexington
2006:	L, 73-46	at Lawrence
2007:	L, 88-7	at Chicago, IL (NCAA)
at Lexington: UK leads, 7-1		
at Lawrence: UK leads, 7-4		
at Neutral Sites: UK leads, 5-1		
at Chicago, IL: Series tied, 1-1		
at Louisville, KY: UK leads, 3-0		
at New Orleans, LA: UK leads, 1-0		

Kansas State (UK leads, 7-0)

Year	Score	Site
1940:	W, 53-26	at Lexington
1941:	W, 28-25	at Manhattan
1951:	W, 68-58	at Minneapolis, MN (NCAA)
1962:	W, 80-67	at Lexington (UKIT)
1967:	W, 83-79	at Lexington (UKIT)

1972:	W, 71-64	at Manhattan
1976:	W, 81-78	at New York, NY (NIT)
at Lexington: UK leads, 3-0		
at Manhattan: UK leads, 2-0		
at Neutral Sites: UK leads, 2-0		
at Minneapolis, MN: UK leads, 1-0		
at New York, NY: UK leads, 1-0		

Kent State (UK leads, 1-0)

Year	Score	Site
2002:	W, 82-68	at Cincinnati, OH
at Neutral Sites: UK leads, 1-0		
at Cincinnati, OH: UK leads, 1-0		

Kentucky St. (UK leads, 1-0)

Year	Score	Site
2002:	W, 118-63	at Lexington
at Lexington: UK leads, 1-0		

Ky. Wesleyan (UK leads, 8-2-1)

Year	Score	Site
1910:	W, 14-12	at Winchester
1911:	L, 25-19	at Winchester
1918:	W, 23-13	at Lexington
	Tie, 21-21	at Winchester
1919:	W, 46-5	at Lexington
	W, 18-13	at Lexington
1920:	W, 43-13	at Lexington
1921:	W, 38-13	at Lexington
1927:	L, 31-24	at Winchester
1930:	W, 32-20	at Lexington
1939:	W, 57-18	at Lexington
at Lexington: UK leads, 7-0		
at Winchester: KW leads, 2-1-1		

Lamar (UK leads, 1-0)

Year	Score	Site
1987:	W, 71-56	at Lexington
at Lexington: UK leads, 1-0		

LaSalle (UK leads, 3-0)

Year	Score	Site
1954:	W, 73-60	at Lexington (UKIT)
1955:	W, 63-54	at Lexington (UKIT)
1979:	W, 109-77	at Lexington
at Lexington: UK leads, 3-0		

Lexington High (Tied, 1-1)

Year	Score	Site
1909:	W, 28-9	at Lexington
1911:	L, 36-29	at Lexington
at Lexington: Tied, 1-1		

Lex. YMCA (YMCA leads, 5-2)

Year	Score	Site
1903:	W, 11-10	at Lexington
1907:	L, 25-17	at Lexington
	L, 41-22	at YMCA
1908:	L, 29-29	at YMCA
	L, 23-19	at Lexington
1912:	W, 32-20	at Lexington
1913:	L, 27-25	at Lexington

at Lexington: YMCA leads, 3-2

at YMCA: YMCA leads, 2-0

Liberty (UK leads, 2-0)

Year	Score	Site
2006:	W, 81-51	at Lexington
2008:	W, 80-54	at Lexington
at Lexington: UK leads, 2-0		

Lipscomb (UK leads, 1-0)

Year	Score	Site
2006:	W, 67-49	at Lexington
at Lexington: UK leads, 1-0		

Long Island (UK leads, 2-1)

Year	Score	Site
1939:	L, 52-34	at New York
1945:	W, 62-52 ^{OT}	at New York
1947:	W, 63-62	at New York
at New York: UK leads, 2-1		

UL Lafayette (ULL leads, 1-0)

Year	Score	Site
1990:	L, 116-113 ^{OT}	at Lexington (UKIT)
at Lexington: LL leads, 1-0		

LSU (UK leads, 78-22)

Year	Score	Site
1933:	W, 51-38	at Atlanta, GA (SEC)
1937:	W, 57-37	at Knoxville, TN (SEC)
1939:	W, 53-34	at Knoxville, TN (SEC)
1944:	W, 55-28	at Louisville, KY (SEC)
1945:	W, 68-37	at Louisville, KY (SEC)
1946:	W, 59-36	at Louisville, KY (SEC)
1948:	W, 63-47	at Louisville, KY (SEC)
1951:	W, 81-59	at Baton Rouge
1952:	W, 57-47	at Lexington
	W, 44-43	at Louisville, KY (SEC)
1954:	W, 63-56	at Nashville, TN (SEC)
1955:	W, 74-58	at Lexington
	W, 64-62	at Baton Rouge
1956:	W, 62-52	at Baton Rouge
	W, 107-65	at Lexington
1957:	W, 51-46	at Baton Rouge
1958:	W, 97-52	at Lexington
1959:	W, 76-61	at Baton Rouge
1960:	W, 77-45	at Lexington
1961:	L, 73-59	at Baton Rouge
1962:	W, 84-63	at Lexington
1963:	W, 63-56	at Baton Rouge
1964:	W, 103-84	at Lexington
1965:	W, 79-66	at Baton Rouge
1966:	W, 111-85	at Lexington
1967:	W, 102-72	at Lexington
	W, 105-84	at Baton Rouge
1968:	W, 121-95	at Baton Rouge
	W, 109-96	at Lexington
1969:	W, 108-96	at Baton Rouge
	W, 103-89	at Lexington
1970:	W, 109-96	at Lexington
	W, 121-105	at Baton Rouge
1971:	W, 82-79	at Baton Rouge
	W, 110-73	at Lexington
1972:	W, 89-71	at Lexington
	L, 88-71	at Baton Rouge
1973:	W, 86-71	at Baton Rouge
	W, 94-76	at Lexington
1974:	L, 95-84	at Baton Rouge
	W, 73-70	at Lexington
1975:	W, 115-80	at Lexington
	W, 77-76	at Baton Rouge
1976:	W, 85-71	at Lexington
	W, 85-70	at Baton Rouge
1977:	W, 87-72	at Lexington
	W, 90-76	at Baton Rouge
1978:	W, 96-76	at Lexington
	L, 95-94 ^{OT}	at Baton Rouge
1979:	L, 93-89	at Lexington
	L, 70-61	at Baton Rouge
	W, 80-67	at Birmingham, AL (SEC)
1980:	L, 65-60	at Lexington
	W, 76-74 ^{OT}	at Baton Rouge
	L, 80-78	at Birmingham, AL (SEC)
1981:	L, 81-67	at Baton Rouge
	W, 73-71	at Lexington
1982:	W, 76-65	at Lexington
	L, 94-78	at Baton Rouge
1983:	W, 52-50	at Lexington
	L, 74-60	at Baton Rouge
1984:	W, 96-80	at Baton Rouge

W, 90-68	at Lexington
1985: W, 53-43	at Lexington
L, 67-61	at Baton Rouge
1986: W, 54-52	at Baton Rouge
W, 68-57	at Lexington
W, 61-58	at Lexington (SEC)
L, 59-57	at Atlanta, GA (NCAA)
1987: L, 76-41	at Lexington
L, 65-52	at Baton Rouge
1988: W, 76-61	at Baton Rouge
W, 95-69	at Lexington
W, 86-80	at Baton Rouge (SEC)
1989: L, 64-62	at Lexington
L, 99-80	at Baton Rouge
1990: L, 94-81	at Baton Rouge
W, 100-95	at Lexington
1991: W, 93-80	at Lexington
L, 107-88	at Baton Rouge
1992: L, 74-53	at Baton Rouge
W, 80-74	at Birmingham, AL (SEC)
1993: W, 105-67	at Lexington
W, 82-65	at Lexington (SEC)
1994: W, 99-95	at Baton Rouge
1995: W, 127-80	at Lexington
1996: W, 129-97	at Baton Rouge
1997: W, 84-48	at Lexington
1998: W, 63-61	at Baton Rouge
1999: W, 86-62	at Lexington
2000: L, 70-57	at Baton Rouge
2001: W, 84-61	at Lexington
2002: W, 68-56	at Baton Rouge
2003: W, 68-57	at Lexington
2004: W, 70-64	at Baton Rouge
2005: W, 89-58	at Lexington
W, 79-78 ^{OT}	at Atlanta (SEC)
2006: L, 71-67	at Baton Rouge
2007: W, 70-63	at Lexington
2008: W, 67-63	at Baton Rouge
at Lexington: UK leads, 39-4	
at Baton Rouge: UK leads, 27-16	
at Neutral Sites: UK lead, 12-2	
at Atlanta, GA: UK leads, 2-1	
at Birmingham, AL: UK leads, 2-1	
at Knoxville, TN: UK leads, 2-0	
at Louisville, KY: UK leads, 5-0	
at Nashville, TN: UK leads, 1-0	

Louisville (UK leads, 26-13)

Year	Score	Site
1913: W, 34-10	at Lexington	
1914: W, 22-17	at Lexington	
W, 26-13	at Louisville	
1915: W, 18-14	at Lexington	
L, 26-15	at Louisville	
1916: L, 28-22	at Lexington	
W, 32-24	at Louisville	
1922: W, 38-14	at Louisville	
W, 29-22	at Lexington	
1948: W, 91-57	at New York, NY (NCAA)	
1951: W, 79-68	at Raleigh, NC (NCAA)	
1959: L, 76-61	at Evanston, IL (NCAA)	
1983: L, 80-68 ^{OT}	at Knoxville, TN (NCAA)	
1984: W, 65-44	at Lexington	
W, 72-67	at Lexington (NCAA)	
1985: L, 71-64	at Louisville	
1986: W, 69-64	at Lexington	
1987: W, 85-51	at Louisville	
1988: W, 76-75	at Lexington	
1989: L, 97-75	at Louisville	
1990: L, 86-79	at Lexington	
1991: W, 93-85	at Louisville	
1992: W, 103-89	at Lexington	
1993: W, 88-68	at Louisville	
1994: W, 78-70	at Lexington	
1995: L, 88-86	at Louisville	
1996: W, 89-66	at Lexington	

1997: W, 74-54	at Louisville
1998: L, 79-76	at Lexington
1999: L, 83-74	at Louisville
2000: W, 76-46	at Lexington
2001: W, 64-62	at Louisville
2002: W, 82-62	at Lexington
2003: L, 81-63	at Louisville
2004: L, 65-56	at Lexington
2005: W, 60-58	at Louisville
2006: W, 73-61	at Lexington
2007: W, 61-49	at Louisville
2008: L, 89-75	at Lexington
at Lexington: UK leads, 14-5	
at Louisville: UK leads, 10-6	
at Neutral Sites: Tied, 2-2	
at Evanston, IL: UL leads, 1-0	
at Knoxville, TN: UL leads, 1-0	
at New York, NY: UK leads, 1-0	
at Raleigh, NC: UK leads, 1-0	

Louisville Coliseum (Tied, 1-1)

Year	Score	Site
1908: W, 29-28	at Lexington	
L, 30-18	at Louisville	
at Lexington: UK leads, 1-0		
at Louisville: LC leads, 1-0		

Louisville YMCA (UK leads, 1-0)

Year	Score	Site
1914: W, 30-21	at Lexington	
at Lexington: UK leads, 1-0		

Louisville YMHA (UK leads, 1-0)

Year	Score	Site
1914: W, 59-12	at Lexington	
at Lexington: UK leads, 1-0		

Loyola, Ill. (UK leads, 4-3)

Year	Score	Site
1949: L, 67-56	at New York, NY (NIT)	
1951: W, 97-61	at Lexington	
1957: W, 81-62	at Lexington	
W, 115-65	at Chicago	
1958: W, 75-42	at Lexington	
L, 57-56	at Chicago	
1964: L, 100-91	at Minneapolis, MN (NCAA)	
at Lexington: UK leads, 3-0		
at Chicago: Tied, 1-1		
at Neutral Sites: LU leads, 2-0		
at Minneapolis, MN: LU leads, 1-0		
at New York, NY: LU leads, 1-0		

Loyola, La. (UK leads, 1-0)

Year	Score	Site
1964: W, 86-64	at New Orleans, LA (Sugar)	
at Neutral Sites: UK leads, 1-0		
at New Orleans, LA: UK leads, 1-0		

Maine (UK leads, 1-0)

Year	Score	Site
1981: W, 100-54	at Lexington	
at Lexington: UK leads, 1-0		

Marietta (Tied, 2-2)

Year	Score	Site
1913: W, 42-16	at Lexington	
1914: W, 19-17	at Lexington	
1916: L, 27-22	at Lexington	
L, 27-23	at Lexington	
at Lexington: Tied, 2-2		

Marquette (Tied, 7-7)

Year	Score	Site
1938: W, 35-33	at Lexington	
1939: W, 37-31	at Lexington	
1940: W, 51-45	at Milwaukee	
1955: L, 79-71	at Evanston, IL (NCAA)	

1959: W, 98-69	at Evanston, IL (NCAA)
1961: L, 88-72	at Chicago, IL
1968: W, 107-89	at Lexington (NCAA)
1969: L, 81-74	at Madison, WI (NCAA)
1971: L, 91-74	at Athens, GA (NCAA)
1972: W, 85-69	at Dayton, OH (NCAA)
1975: W, 76-54	at Tuscaloosa, AL (NCAA)
1994: L, 75-63	at St. Petersburg, FL (NCAA)
2003: L, 83-69	at Minneapolis, MN (NCAA)
2008: L, 74-66	at Anaheim, CA (NCAA)
at Lexington: UK leads, 3-0	
at Milwaukee: UK leads, 1-0	
at Neutral Sites: MU leads, 7-3	
at Anaheim, CA: MU leads, 1-0	
at Athens, GA: MU leads, 1-0	
at Chicago, IL: MU leads, 1-0	
at Dayton, OH: UK leads, 1-0	
at Evanston, IL: Tied, 1-1	
at Madison, WI: MU leads, 1-0	
at Minneapolis, MN: MU leads, 1-0	
at St. Petersburg, FL: MU leads, 1-0	
at Tuscaloosa, AL: UK leads, 1-0	

Marshall (UK leads, 11-0)

Year	Score	Site
1914: W, 46-6	at Huntington	
1922: W, 34-12	at Lexington	
1931: W, 42-26	at Lexington	
1932: W, 46-16	at Lexington	
1933: W, 57-23	at Ashland, KY	
1934: W, 48-26	at Lexington	
1989: W, 91-78	at Lexington (UKIT)	
1995: W, 116-75	at Lexington	
1996: W, 118-99	at Louisville, KY	
2002: W, 90-73	at Lexington	
2004: W, 89-76	at Cincinnati, OH	
at Lexington: UK leads, 7-0		
at Huntington: UK leads, 1-0		
at Neutral Sites: MU leads, 3-0		
at Ashland, KY: UK leads, 1-0		
at Cincinnati, OH: UK leads, 1-0		
at Louisville, KY: UK leads, 1-0		

Maryland (UK leads, 7-5)

Year	Score	Site
1928: L, 37-7	at College Park	
1930: W, 26-21	at Atlanta, GA (So.Con.)	
1931: L, 29-27	at Atlanta, GA (So.Con.)	
1956: W, 62-61	at College Park	
1957: W, 76-55	at Lexington	
1958: L, 71-62	at College Park	
1959: W, 58-56 ^{OT}	at Lexington	
1996: W, 96-84	at Springfield, MA	
1999: W, 103-91	at Lexington	
2000: W, 61-58	at New York, NY	
L, 72-66	at College Park	
2002: L, 78-68	at Syracuse, NY (NCAA)	
at Lexington: UK leads, 3-0		
at College Park: UM leads, 3-1		
at Neutral Sites: UK leads, 3-2		
at Atlanta, GA: Tied, 1-1		
at New York, NY: UK leads, 1-0		
at Springfield, MA: UK leads, 1-0		
at Syracuse, NY: UM leads, 1-0		

Maryville (UK leads, 5-0)

Year	Score	Site
1915: W, 37-17	at Lexington	
W, 23-22	at Maryville	
1916: W, 36-25	at Lexington	
1920: W, 27-13	at Lexington	
1941: W, 53-14	at Lexington	
at Lexington: UK leads, 4-0		
at Maryville: UK leads, 1-0		

Massachusetts (UK leads, 5-1)

Year	Score	Site
1992:	W, 90-69	at Lexington
	W, 87-77	at Philadelphia, PA (NCAA)
1994:	W, 67-64	at East Rutherford, NJ
1996:	L, 92-82	at Auburn Hills, MI
	W, 81-74	at E. Rutherford, NJ (NCAA)
2007:	W, 82-68	at Lexington

at Lexington: UK leads, 2-0
 at Neutral Sites: UK leads, 3-1
 at Auburn Hills, MI: UM leads, 1-0
 at East Rutherford, NJ: UK leads, 2-0
 at Philadelphia, PA: UK leads, 1-0

Memphis (UM leads, 1-0)

Year	Score	Site
2007:	L, 80-3	at Honolulu, HI

at Neutral Sites: UM leads, 1-0
 at Honolulu, HI: UM leads, 1-0

Mercer (UK leads, 2-1)

Year	Score	Site
1921:	W, 49-25	at Atlanta, GA (SIAA)
1922:	L, 35-22	at Atlanta, GA (SIAA)
1999:	W, 82-51	at Lexington

at Lexington: UK leads, 1-0
 at Neutral Sites: Tied, 1-1
 at Atlanta, GA: Tied, 1-1

Mexico (UK leads, 3-0)

Year	Score	Site
1933:	W, 81-22	at Lexington
1937:	W, 58-30	at Lexington
1942:	W, 56-26	at Lexington

at Lexington: UK leads, 3-0

Mexico YMCA (UK leads, 1-0)

Year	Score	Site
1924:	W, 25-14	at Lexington

at Lexington: UK leads, 1-0

Miami, FL (UK leads, 3-0)

Year	Score	Site
1957:	W, 114-75	at Lexington
1999:	W, 74-65	at Lexington
2000:	W, 60-57	at Miami

at Lexington: UK leads, 2-0
 at Miami: UK leads, 1-0

Miami, OH (UK leads, 21-4)

Year	Score	Site
1906:	L, 15-10	at Lexington
	L, 29-19	at Oxford
1912:	W, 31-14	at Lexington
1913:	W, 24-16	at Lexington
1919:	L, 38-14	at Lexington
1928:	L, 36-31	at Lexington
1929:	W, 43-42 ^{OT}	at Lexington
1930:	W, 35-20	at Lexington
1942:	W, 35-21	at Lexington
1947:	W, 62-49	at Lexington
1948:	W, 67-53	at Oxford
1958:	W, 94-70	at Lexington (NCAA)
1961:	W, 70-58	at Lexington
1962:	W, 93-61	at Lexington
1969:	W, 86-77	at Oxford
	W, 72-71	at Madison, WI (NCAA)
1970:	W, 80-58	at Lexington
1974:	W, 81-68	at Lexington
1975:	W, 80-73	at Oxford
	W, 91-69	at Lexington
1978:	W, 91-69	at Dayton, OH (NCAA)
1988:	W, 85-71	at Lexington (UKIT)
1993:	W, 65-49	at Lexington
1999:	W, 58-43	at St. Louis, MO (NCAA)
2007:	W, 57-46	at Lexington

at Lexington: UK leads, 14-3

at Oxford: UK leads, 3-1
 at Neutral Sites: UK leads, 3-0
 at Dayton, OH: UK leads, 1-0
 at Madison, WI: UK leads, 1-0
 at St. Louis, MO: UK leads, 1-0

Michigan (UK leads, 4-2)

Year	Score	Site
1925:	L, 21-11	at Lexington
1966:	W, 84-77	at Iowa City, IA (NCAA)
1968:	W, 96-79	at Ann Arbor
1969:	W, 112-104	at Lexington (UKIT)
1971:	W, 104-93	at Ann Arbor
1993:	L, 81-78 ^{OT}	at New Orleans, LA (NCAA)

at Lexington: Tied, 1-1
 at Ann Arbor: UK leads, 2-0
 at Neutral Sites: Tied, 1-1
 at Iowa City, IA: UK leads, 1-0
 at New Orleans, LA: UM leads, 1-0

Michigan State (UK leads, 12-10)

Year	Score	Site
1936:	L, 32-26	at East Lansing
	W, 27-19	at Lexington
1937:	W, 28-21	at Lexington
	L, 24-23	at East Lansing
1938:	L, 43-38	at East Lansing
	W, 44-27	at Lexington
1945:	W, 66-36	at Lexington
	L, 66-50	at East Lansing
1946:	W, 55-44	at East Lansing
	W, 59-51	at Lexington
1947:	W, 86-36	at Lexington
1948:	W, 47-45	at East Lansing
1957:	L, 80-68	at Lexington (NCAA)
1972:	L, 91-85	at Lexington
1973:	W, 75-66	at East Lansing
1978:	W, 52-49	at Dayton, OH (NCAA)
1999:	L, 73-66	at St. Louis, MO (NCAA)
2000:	W, 60-58	at Lexington
2001:	L, 46-45	at East Lansing
2003:	L, 71-67	at Lexington
2004:	W, 79-74	at Detroit, MI
2005:	L, 94-88 ^{OT}	at Austin, TX (NCAA)

at Lexington: UK leads, 7-3
 at East Lansing: MSU leads, 5-3
 at Neutral Sites: Tied, 2-2
 at Austin, TX: MSU leads, 1-0
 at Dayton, OH: UK leads, 1-0
 at Detroit, MI: UK leads, 1-0
 at St. Louis, MO: MSU leads, 1-0

Middle Tenn. (MSU leads, 1-0)

Year	Score	Site
1982:	L, 50-44	at Nashville, TN (NCAA)

at Neutral Sites: MT leads, 1-0
 at Nashville, TN: MT leads, 1-0

Minnesota (UK leads, 4-1)

Year	Score	Site
1952:	L, 61-57	at Minneapolis
1954:	W, 74-59	at Lexington
1956:	W, 72-65	at Lexington (UKIT)
1958:	W, 78-58	at Lexington (UKIT)
1997:	W, 78-69	at Indianapolis, IN (NCAA)

at Lexington: UK leads, 3-0
 at Minneapolis: UM leads, 0-1
 at Neutral Sites: UK leads, 1-0
 at Indianapolis, IN: UK leads, 1-0

Mississippi (UK leads, 95-11)

Year	Score	Site
1925:	W, 26-23	at Lexington
1927:	L, 37-17	at Lexington
1928:	L, 41-28	at Atlanta, GA (So.Con.)

1929:	W, 35-30	at Lexington
	W, 32-24	at Lexington
1933:	W, 49-31	at Atlanta, GA (SEC)
1939:	W, 49-30	at Knoxville, TN (SEC)
1941:	W, 60-41	at Lexington
	W, 62-52	at Louisville, KY (SEC)
1942:	W, 59-32	at Louisville, KY (SEC)
1949:	W, 75-45	at Memphis, TN
	W, 85-31	at Lexington
1950:	W, 61-55	at Memphis, TN
	W, 90-50	at Lexington
1951:	W, 86-39	at Owensboro, KY
1952:	W, 116-58	at Owensboro, KY
	W, 81-61	at Lexington
1954:	W, 88-62	at Lexington
1955:	W, 84-66	at Memphis, TN
1956:	W, 88-49	at Lexington
1957:	W, 75-69	at Memphis, TN
1958:	W, 96-65	at Lexington
1959:	W, 97-72	at Jackson, MS
1960:	W, 61-43	at Lexington
1961:	W, 74-60	at Jackson, MS
1962:	W, 83-60	at Lexington
1963:	W, 75-69	at Jackson, MS
1964:	W, 102-59	at Lexington
1965:	W, 102-65	at Lexington
1966:	W, 108-65	at Oxford
1967:	W, 96-53	at Lexington
	W, 79-70	at Oxford
1968:	W, 85-76	at Oxford
	W, 78-62	at Lexington
1969:	W, 69-59	at Oxford
	W, 104-68	at Lexington
1970:	W, 95-73	at Lexington
	W, 120-85	at Oxford
1971:	W, 103-95	at Oxford
	W, 121-86	at Lexington
1972:	W, 93-82	at Lexington
	W, 90-82	at Oxford
1973:	L, 61-58	at Oxford
	W, 88-70	at Lexington
1974:	W, 93-64	at Lexington
	L, 61-60	at Oxford
1975:	W, 85-82	at Oxford
	W, 108-89	at Lexington
1976:	W, 89-81	at Lexington
	W, 94-87	at Oxford
1977:	W, 100-73	at Lexington
	W, 81-69	at Oxford
1978:	W, 76-56	at Lexington
	W, 64-52	at Oxford
1979:	W, 90-64	at Lexington
	W, 87-82	at Oxford
	W, 82-77	at Birmingham, AL (SEC)
1980:	W, 79-73	at Oxford
	W, 86-72	at Lexington
	W, 70-67	at Birmingham, AL (SEC)
1981:	W, 64-55	at Lexington
	W, 62-55	at Oxford
1982:	L, 67-65	at Oxford
	W, 56-49	at Lexington
	W, 62-58	at Lexington (SEC)
1983:	W, 72-60	at Lexington
	W, 61-58	at Oxford
1984:	W, 68-55	at Oxford
	W, 76-57	at Lexington
1985:	W, 57-45	at Oxford
	W, 67-52	at Lexington
1986:	W, 75-58	at Lexington
	W, 62-58	at Oxford
	W, 95-69	at Lexington (SEC)
1987:	L, 76-65	at Oxford
	W, 64-63	at Lexington
1988:	W, 94-65	at Lexington
	W, 78-71	at Oxford
	W, 82-64	at Baton Rouge, LA (SEC)

1989:	L, 70-65	at Oxford
	W, 70-69	at New Orleans, LA
1990:	W, 98-79	at Lexington
	L, 88-74	at Oxford
1991:	W, 95-85	at Oxford
	W, 89-77	at Lexington
1992:	W, 96-78	at Lexington
1993:	W, 98-66	at Oxford
1994:	W, 98-64	at Louisville, KY
1995:	W, 82-65	at Memphis, TN
1996:	W, 90-60	at Lexington
1997:	L, 73-69	at Oxford
	W, 88-70	at Memphis, TN (SEC)
1998:	L, 73-64	at Lexington
1999:	W, 63-57	at Oxford
	W, 83-73	at Atlanta, GA (SEC)
2000:	W, 74-69	at Lexington
2001:	L, 65-55	at Oxford
	W, 77-55	at Nashville, TN (SEC)
2002:	W, 87-64	at Lexington
2003:	W, 80-62	at Oxford
2004:	W, 71-61	at Lexington
2005:	W, 53-50	at Oxford
2006:	W, 80-40	at Lexington
	W, 71-57	at Nashville, TN (SEC)
2007:	W, 68-58	at Oxford
2008:	W, 58-54	at Lexington

at Lexington: UK leads, 48-2
at Oxford: UK leads, 25-8
at Neutral Sites: UK leads, 22-1
at Atlanta, GA: UK leads, 2-1
at Baton Rouge, LA: UK leads, 1-0
at Birmingham, AL: UK leads, 2-0
at Jackson, MS: UK leads, 3-0
at Knoxville, TN: UK leads, 1-0
at Louisville, KY: UK leads, 3-0
at Memphis, TN: UK leads, 6-0
at Nashville, TN: UK leads, 2-0
at Owensboro, KY: UK leads, 2-0

Miss. State (UK leads, 84-19)

Year	Score	Site
1921:	W, 28-13	at Atlanta, GA (SIAA)
1922:	W, 28-21	at Lexington
1924:	L, 17-16	at Lexington
1925:	W, 31-26	at Atlanta, GA (So.Con.)
1926:	L, 31-26	at Atlanta, GA (So.Con.)
1929:	W, 25-23 ^{OT}	at Starkville
	W, 32-14	at Jackson, MS
1930:	W, 38-17	at Lexington
	W, 20-14	at Lexington
1933:	W, 46-27	at Atlanta, GA (SEC)
1936:	W, 41-39	at Knoxville, TN (SEC)
1939:	W, 39-28	at Lexington
1940:	W, 45-37	at Lexington
1943:	W, 52-43	at Louisville, KY (SEC)
1950:	W, 87-55	at Owensboro, KY
	W, 56-46	at Louisville, KY (SEC)
1951:	W, 80-60	at Starkville
	W, 92-70	at Louisville, KY (SEC)
1952:	W, 110-66	at Lexington
1954:	W, 81-49	at Lexington
1955:	W, 61-56	at Starkville
1956:	W, 86-65	at Lexington
1957:	L, 89-81	at Starkville
1958:	W, 72-62	at Lexington
1959:	L, 66-58	at Starkville
1960:	W, 90-59	at Lexington
1961:	W, 68-62	at Starkville
1962:	L, 49-44	at Lexington
1963:	L, 56-52	at Starkville
1964:	W, 65-59	at Lexington
1965:	W, 74-56	at Lexington
1966:	W, 73-69	at Starkville
1967:	L, 77-72 ^{OT}	at Lexington
	W, 103-74	at Starkville

1968:	W, 92-84	at Starkville
	W, 107-81	at Lexington
1969:	W, 91-72	at Starkville
	W, 91-69	at Lexington
1970:	W, 111-76	at Lexington
	W, 86-57	at Starkville
1971:	W, 79-71	at Starkville
	W, 102-83	at Lexington
1972:	W, 104-76	at Lexington
	W, 63-55	at Starkville
1973:	W, 90-81	at Starkville
	W, 100-87 ^{OT}	at Lexington
1974:	W, 82-70	at Starkville
	W, 108-69	at Lexington
1975:	W, 112-79	at Lexington
	W, 118-80	at Starkville
1976:	L, 77-73	at Starkville
	W, 94-93 ^{OT}	at Lexington
1977:	W, 92-85	at Starkville
	W, 77-64	at Lexington
1978:	W, 75-65	at Starkville
	W, 58-56	at Lexington
1979:	L, 63-61	at Starkville
	W, 80-65	at Lexington
1980:	W, 89-67	at Starkville
	W, 71-65	at Lexington
1981:	W, 71-64	at Lexington
	W, 78-74	at Starkville
1982:	L, 56-51	at Starkville
	W, 71-54	at Lexington
1983:	W, 59-53 ^{OT}	at Starkville
	W, 88-67	at Lexington
1984:	W, 51-42	at Lexington
	W, 77-58	at Starkville
1985:	W, 58-57	at Lexington
	L, 82-69	at Starkville
1986:	W, 64-52	at Starkville
	W, 88-62	at Lexington
1987:	W, 57-49	at Starkville
	W, 50-36	at Lexington
1988:	W, 93-52	at Lexington
	W, 83-59	at Starkville
1989:	W, 73-61	at Lexington
	L, 68-67	at Starkville
1990:	W, 102-97	at Lexington
	L, 87-86	at Starkville
1991:	W, 89-70	at Lexington
	L, 83-82	at Starkville
1992:	W, 89-84	at Starkville
1993:	W, 87-63	at Lexington
1994:	W, 86-70	at Starkville
	W, 95-76	at Memphis, TN (SEC)
1995:	L, 76-71	at Lexington
1996:	W, 74-56	at Starkville
	L, 84-73	at New Orleans, LA (SEC)
1997:	W, 90-61	at Lexington
1998:	W, 77-71	at Starkville
1999:	W, 76-49	at Lexington
2000:	W, 73-61	at Starkville
2001:	W, 76-57	at Lexington
2002:	L, 74-69 ^{OT}	at Starkville
2003:	W, 70-62	at Lexington
	W, 64-57	at New Orleans, LA (SEC)
2004:	W, 67-66	at Starkville
2005:	W, 94-78	at Lexington
2006:	W, 81-66	at Starkville
2007:	W, 64-60	at Lexington
	L, 84-82 ^{OT}	at Atlanta, GA (SEC)
2008:	L, 69-64	at Starkville

at Lexington: UK leads, 43-4
at Starkville: UK leads, 30-12
at Neutral Sites: UK leads, 12-2
at Atlanta, GA: UK leads, 3-2
at Jackson, MS: UK leads, 1-0
at Knoxville, TN: UK leads, 1-0
at Louisville, KY: UK leads, 3-0

at Memphis, TN: UK leads, 1-0
at New Orleans, LA: Tied, 1-1
at Owensboro, KY: UK leads, 1-0

Miss. Valley St. (UK leads, 1-0)

Year	Score	Site
2007:	W, 79-56	at Lexington

at Lexington: UK leads, 1-0

Missouri (UK leads, 4-0)

Year	Score	Site
1961:	W, 81-69	at Lexington
1971:	W, 83-72	at Lexington (UKIT)
1998:	W, 77-55	at Lahaina, HI
2000:	W, 70-53	at New Orleans, LA (Sugar)

at Lexington: UK leads, 2-0
at Neutral Sites: UK leads, 2-0
at Lahaina, HI: UK leads, 1-0
at New Orleans, LA: UK leads, 1-0

Montana (UK leads, 1-0)

Year	Score	Site
1997:	W, 81-69	at Salt Lake City, UT (NCAA)

at Neutral Sites: UK leads, 1-0
at Salt Lake City, UT: UK leads, 1-0

Moore's Hill (UK leads, 1-0)

Year	Score	Site
1906:	W, 32-11	at Moore's Hill

at Moore's Hill: UK leads, 1-0

Morehead St. (UK leads, 8-0)

Year	Score	Site
1961:	W, 71-64	at Louisville, KY (NCAA)
1992:	W, 101-84	at Louisville, KY
1993:	W, 108-65	at Lexington
1994:	W, 97-61	at Lexington
1996:	W, 96-32	at Lexington
1998:	W, 88-49	at Lexington
2002:	W, 94-75	at Lexington
2005:	W, 71-40	at Lexington

at Lexington: UK leads, 6-0
at Neutral Sites: UK leads, 2-0
at Louisville, KY: UK leads, 2-0

Mt. St. Mary's (UK leads, 1-0)

Year	Score	Site
1995:	W, 113-67	at Memphis, TN (NCAA)

at Neutral Sites: UK leads, 1-0
at Memphis, TN: UK leads, 1-0

Navy (UK leads, 3-1)

Year	Score	Site
1929:	L, 32-26	at Annapolis, MD
1959:	W, 82-69	at Lexington
1970:	W, 73-59	at Lexington (UKIT)
1987:	W, 80-69	at Lexington

at Lexington: UK leads, 3-0
at Annapolis: Navy leads, 1-0

Nebraska (UK leads, 2-1)

Year	Score	Site
1941:	L, 40-39	at Lincoln
1942:	W, 42-27	at Lexington
1973:	W, 85-60	at Lexington (UKIT)

at Lexington: UK leads, 2-0
at Lincoln: NU leads, 1-0

New Albany YMCA (Y leads, 1-0)

Year	Score	Site
1906:	L, 29-12	at New Albany

at New Albany: YMCA leads, 1-0

N. Mexico St. (UK leads, 1-0)

Year	Score	Site
1999:	W, 82-60	at New Orleans, LA (NCAA)
at Neutral Sites: UK leads, 1-0		
at New Orleans, LA: UK leads, 1-0		

New York U. (NYU leads, 2-0)

Year	Score	Site
1935:	L, 23-22	at New York
1936:	L, 41-28	at New York
at New York: NYU leads, 2-0		

Niagara (UK leads, 1-0)

Year	Score	Site
1976:	W, 67-61	at New York, NY (NIT)
at Neutral Sites: UK leads, 1-0		
at New York, NY: UK leads, 1-0		

N. Carolina (UNC leads, 20-1)

Year	Score	Site
1924:	L, 41-20	at Atlanta, GA (SIAA)
1929:	L, 25-15	at Lexington
1932:	L, 43-42	at Atlanta (So.Con.)
1950:	W, 83-44	at Lexington
1960:	W, 76-70	at Lexington (UKIT)
1961:	W, 70-65	at Greensboro, NC
1963:	L, 68-66	at Lexington
1964:	W, 100-80	at Lexington
1965:	L, 82-67	at Charlotte, NC
1967:	L, 64-55	at Lexington
1968:	L, 84-77	at Greensboro, NC
1969:	L, 87-77	at Lexington
1970:	W, 94-87	at Charlotte, NC
1973:	L, 78-70	at Louisville, KY
1974:	L, 101-84	at Greensboro, NC
1975:	W, 90-78	at Louisville, KY
1976:	L, 90-77	at Charlotte, NC
1977:	L, 79-72	at College Park, MD (NCAA)
1982:	L, 82-69	at East Rutherford, NJ
1990:	L, 121-110	at Louisville, KY
1991:	L, 84-81	at Chapel Hill
1995:	L, 74-61	at Birmingham, AL (NCAA)
2001:	W, 93-76	at Chapel Hill
2002:	W, 79-59	at Lexington
2003:	W, 98-81	at Chapel Hill
2004:	W, 61-56	at Lexington
2005:	L, 91-78	at Chapel Hill
2006:	L, 83-79	at Lexington
2007:	L, 75-63	at Chapel Hill
2008:	L, 86-77	at Lexington

at Lexington: UNC leads, 6-5
 at Chapel Hill: UNC leads, 3-2
 at Neutral Sites: UNC leads, 11-3
 at Atlanta, GA: UNC leads, 2-0
 at Birmingham, AL: UNC leads, 1-0
 at Charlotte, NC: UNC leads, 2-1
 at College Park, MD: UNC leads, 1-0
 at East Rutherford, NJ: UNC leads, 1-0
 at Greensboro, NC: UNC leads, 2-1
 at Louisville, KY: UNC leads, 2-1

UNC Asheville (UK leads, 2-0)

Year	Score	Site
1997:	W, 105-51	at Lexington
2000:	W, 86-41	at Lexington
at Lexington: UK leads, 2-0		

N.C. State (UK leads, 3-1)

Year	Score	Site
1931:	W, 33-28	at Atlanta, GA (So.Con.)
1947:	W, 60-42	at New York, NY (NIT)
1985:	W, 78-62	at Lexington
1986:	L, 54-51	at Raleigh
at Lexington: UK leads, 1-0		
at Raleigh: NCS leads, 1-0		
at Neutral Sites: UK leads, 2-0		
at Atlanta, GA: UK leads, 1-0		

at New York, NY: UK leads, 1-0

N. Colorado (UK leads, 1-0)

Year	Score	Site
1960:	W, 106-73	at Lexington
at Lexington: UK leads, 1-0		

Northwestern (UK leads, 7-1)

Year	Score	Site
1963:	W, 71-60	at Lexington
1964:	W, 95-63	at Evanston
1966:	W, 86-75	at Lexington
1967:	W, 118-116	at Evanston
1971:	W, 115-100	at Evanston
1972:	W, 94-85	at Lexington
1975:	W, 97-70	at Lexington
1976:	L, 89-77	at Evanston
at Lexington: UK leads, 4-0		
at Evanston: UK leads, 3-1		

Northwestern St. (Tied, 1-1)

Year	Score	Site
1986:	W, 77-58	at Lexington
1989:	L, 85-82	at Lexington
at Lexington: Tied, 1-1		

Notre Dame (UK leads, 41-17)

Year	Score	Site
1929:	W, 19-16	at South Bend
1936:	L, 41-20	at South Bend
1937:	L, 41-28	at Louisville, KY
1938:	L, 47-39	at South Bend
1939:	L, 42-39	at Louisville, KY
1940:	L, 52-47	at South Bend
1941:	L, 48-47	at Louisville, KY
1942:	L, 46-43	at South Bend
1943:	W, 60-55	at Louisville, KY
1944:	W, 55-54	at Louisville, KY
1945:	L, 59-58 ^{OT}	at Louisville, KY
1946:	L, 56-47	at South Bend
1947:	W, 60-30	at Louisville, KY
1948:	L, 64-55	at South Bend
1949:	W, 62-38	at Louisville, KY
1950:	L, 64-51	at South Bend
1951:	W, 69-44	at Lexington
1952:	W, 71-66	at Chicago, IL
1958:	W, 89-56	at Lexington (NCAA)
1959:	W, 71-52	at Chicago, IL
1960:	W, 68-65	at Lexington
1961:	W, 68-62	at Louisville, KY
1962:	W, 100-53	at Louisville, KY
1963:	W, 78-70	at Louisville, KY
1964:	W, 101-81	at Louisville, KY
1965:	L, 111-97	at Louisville, KY
1966:	W, 103-69	at Louisville, KY
1967:	W, 96-85	at Louisville, KY
1968:	W, 81-73	at Louisville, KY
1969:	W, 110-90	at Louisville, KY
1970:	W, 102-100	at Louisville, KY
W, 109-99 at Columbus, OH (NCAA)		
1971:	L, 99-92	at Louisville, KY
1972:	W, 83-67	at Louisville, KY
1973:	W, 65-63	at Louisville, KY
1974:	L, 94-79	at Louisville, KY
1975:	W, 113-96	at Louisville, KY
1976:	W, 79-77	at Louisville, KY
1977:	W, 102-78	at Louisville, KY
1978:	W, 73-68	at Louisville, KY
1979:	W, 81-76	at Louisville, KY
1980:	W, 86-80	at Louisville, KY
1981:	L, 67-61	at Louisville, KY
1982:	W, 34-28 ^{OT}	at Louisville, KY
1983:	W, 58-45	at South Bend
1988:	W, 78-69	at Louisville, KY
1989:	L, 81-65	at Indianapolis, IN
1990:	L, 80-67	at South Bend

1991:	W, 98-90	at Indianapolis, IN
1992:	W, 91-70	at Lexington
1993:	W, 81-62	at South Bend
1994:	W, 84-59	at Lexington
1995:	W, 87-78	at South Bend
1997:	W, 80-56	at Lexington
2001:	W, 82-71	at Lexington
2002:	W, 72-65	at South Bend
2003:	W, 88-73	at Lexington
2004:	W, 71-63	at South Bend
at Lexington: UK leads, 8-0		
at South Bend: UK leads, 10-4		
at Neutral Sites: UK leads, 27-9		
at Chicago, IL: UK leads, 2-0		
at Columbus, OH: UK leads, 1-0		
at Indianapolis, IN: Tied, 1-1		
at Louisville, KY: UK leads, 23-8		

Oglethorpe (UK leads, 1-0)

Year	Score	Site
1935:	W, 81-12	at Lexington
at Lexington: UK leads, 1-0		

Ohio (UK leads, 14-1)

Year	Score	Site
1944:	W, 51-35	at Lexington
1945:	W, 59-46	at Lexington
W, 61-38 at Athens		
1946:	W, 57-48	at Lexington
W, 60-52 at Athens		
1947:	W, 46-36	at Lexington
1948:	W, 79-57	at Athens
1964:	L, 85-69	at Minneapolis, MN (NCAA)
1983:	W, 57-40	at Tampa, FL (NCAA)
1990:	W, 76-73	at Lexington
1992:	W, 73-63	at Cincinnati, OH
1995:	W, 79-74	at Lexington
1998:	W, 95-58	at Athens
2003:	W, 83-75	at Cincinnati, OH
2006:	W, 71-63	at Cincinnati, OH
at Lexington: UK leads, 6-0		
at Athens: UK leads, 4-0		
at Neutral Sites: UK leads, 4-1		
at Cincinnati, OH: UK leads, 3-0		
at Minneapolis, MN: OU leads, 1-0		
at Tampa, FL: UK leads, 1-0		

Ohio State (UK leads, 10-8)

Year	Score	Site
1933:	L, 46-30	at Lexington
1940:	W, 36-30	at New Orleans, LA (Sugar)
1942:	L, 43-41	at Columbus
1943:	L, 45-40	at Lexington
1944:	W, 40-28	at Columbus
1945:	W, 53-48 ^{OT}	at Lexington
L, 45-37 at New York, NY (NCAA)		
1958:	W, 61-54	at Columbus
1959:	W, 95-76	at Lexington (UKIT)
1960:	W, 96-93	at Lexington
1961:	L, 87-74	at Louisville, KY (NCAA)
1962:	L, 74-64	at Iowa City, IA (NCAA)
1968:	L, 82-81	at Lexington (NCAA)
1981:	W, 70-64	at Lexington
1982:	W, 78-62	at Columbus
1987:	L, 91-77	at Atlanta, GA (NCAA)
1994:	W, 100-88	at Lahaina, HI
1997:	W, 81-65	at Cleveland, OH
at Lexington: UK leads, 4-3		
at Columbus: UK leads, 3-1		
at Neutral Sites: OSU leads, 4-3		
at Atlanta, GA: OSU leads, 1-0		
at Cleveland, OH: UK leads, 1-0		
at Iowa City, IA: OSU leads, 1-0		
at Lahaina, HI: UK leads, 1-0		
at Louisville, KY: OSU leads, 1-0		
at New Orleans, LA: UK leads, 1-0		
at New York, NY: OSU leads, 1-0		

Ohio Wesleyan (OW leads, 1-0)

Year	Score	Site
1911:	L, 37-19	at Delaware
at Delaware: OW leads, 1-0		

Oklahoma (UK leads, 2-0)

Year	Score	Site
1947:	W, 43-33	at Lexington
1987:	W, 75-74	at Lexington
at Lexington: UK leads, 2-0		

Oklahoma State (UK leads, 3-1)

Year	Score	Site
1944:	W, 45-29	at New York, NY (NIT)
1947:	L, 37-31	at New Orleans, LA (Sugar)
1949:	W, 46-36	at Seattle, WA (NCAA)
1975:	W, 90-65	at Lexington (UKIT)
at Lexington: UK leads, 1-0		
at Neutral Sites: UK leads, 2-1		
at New Orleans, LA: OSU leads, 1-0		
at New York, NY: UK leads, 1-0		
at Seattle, WA: UK leads, 1-0		

Old Dominion (UK leads, 1-0)

Year	Score	Site
1992:	W, 88-69	at Worcester, MA (NCAA)
at Neutral Sites: UK leads, 1-0		
at Worcester, MA: UK leads, 1-0		

Oregon (UK leads, 1-0)

Year	Score	Site
1973:	W, 95-68	at Lexington (UKIT)
at Lexington: UK leads, 1-0		

Oregon State (UK leads, 3-0)

Year	Score	Site
1967:	W, 96-76	at Lexington (UKIT)
1971:	W, 84-78	at Lexington
1976:	W, 82-74	at Lexington (UKIT)
at Lexington: UK leads, 3-0		

Otterbien (OC leads, 1-0)

Year	Score	Site
1911:	L, 41-27	at Westerville
at Westerville: OC leads, 1-0		

Pennsylvania (UK leads, 4-0)

Year	Score	Site
1968:	W, 64-49	at Lexington
1969:	W, 102-78	at Philadelphia
1991:	W, 85-62	at Lexington
2000:	W, 67-50	at Lexington
at Lexington: UK leads, 3-0		
at Philadelphia: UK leads, 1-0		

Penn State (UK leads, 2-1)

Year	Score	Site
1952:	W, 82-54	at Raleigh, NC (NCAA)
1955:	W, 84-59	at Evanston, IL (NCAA)
2001:	L, 73-68	at Lexington
at Lexington: PSU leads, 1-0		
at Neutral Sites: UK leads, 2-0		
at Evanston, IL: UK leads, 1-0		
at Raleigh, NC: UK leads, 1-0		

Pepperdine (UK leads, 1-0)

Year	Score	Site
1986:	W, 88-56	at Lexington (UKIT)
at Lexington: UK leads, 1-0		

Phillips Oilers (PO leads, 1-0)

Year	Score	Site
1948:	L, 53-49	at New York, NY
at Neutral Sites: PO leads, 1-0		
at New York, NY: UK leads, 1-0		

Pittsburgh (UK leads, 4-2)

Year	Score	Site
1936:	W, 35-17	at Lexington
1938:	W, 40-29	at New Orleans, LA (Sugar)
1957:	W, 98-92	at Lexington (NCAA)
1960:	W, 73-66	at Lexington
1992:	L, 85-67	at Lexington
1999:	L, 68-56	at Bayamone, PR.
at Lexington: UK leads, 3-1		
at Neutral Sites: Tied, 1-1		
at Bayamone, PR.: Pitt leads, 1-0		
at New Orleans, LA: UK leads, 1-0		

Portland (UK leads, 1-0)

Year	Score	Site
1990:	W, 88-71	at Lexington (UKIT)
at Lexington: UK leads, 1-0		

Portland St. (UK leads, 1-0)

Year	Score	Site
1978:	W, 114-88	at Lexington (UKIT)
at Lexington: UK leads, 1-0		

Princeton (UK leads, 2-1)

Year	Score	Site
1936:	L, 30-26	at Lexington
1972:	W, 96-82	at Lexington (UKIT)
1977:	W, 72-59	at Philadelphia, PA (NCAA)
at Lexington: Tied, 1-1		
at Neutral Sites: UK leads, 1-0		
at Philadelphia, PA: UK leads, 1-0		

Providence (UK leads, 1-0)

Year	Score	Site
1976:	W, 79-78	at New York, NY (NIT)
at Neutral Sites: UK leads, 1-1		
at New York, NY: UK leads, 1-0		

Purdue (UK leads, 6-2)

Year	Score	Site
1950:	W, 60-54	at West Lafayette
1951:	W, 70-52	at Lexington
1971:	L, 89-83	at Lexington (UKIT)
1980:	W, 61-60	at Lexington (UKIT)
1984:	W, 86-67	at Louisville, KY
1985:	L, 66-56	at West Lafayette
1997:	W, 101-87	at Chicago, IL
1998:	W, 89-75	at Chicago, IL
at Lexington: UK leads, 2-1		
at West Lafayette: Tied, 1-1		
at Neutral Sites: UK leads, 3-0		
at Chicago, IL: UK leads, 2-0		
at Louisville, KY: UK leads, 1-0		

Rhode Island (UK leads, 1-0)

Year	Score	Site
1946:	W, 46-45	at New York, NY (NIT)
at Neutral Sites: UK leads, 1-0		
at New York, NY: UK leads, 1-0		

Rider (UK leads, 2-0)

Year	Score	Site
1993:	W, 96-52	at Nashville, TN (NCAA)
1996:	W, 90-65	at New York, NY
at Neutral Sites: UK leads, 3-0		
at Nashville, TN: UK leads, 2-0		
at New York, NY: UK leads, 1-0		

Robert Morris (UK leads, 1-0)

Year	Score	Site
1994:	W, 92-67	at Lexington
at Lexington: UK leads, 1-0		

Rose Polytechnic (Tied, 1-1)

Year	Score	Site
1910:	L, 52-11	

1917:	W, 33-12	at Lexington
at Lexington: UK leads, 1-0		

Rutgers (UK leads, 1-0)

Year	Score	Site
1993:	W, 60-54	at New York, NY
at Neutral Sites: UK leads, 1-0		
at New York, NY: UK leads, 1-0		

Saint Louis (SL leads, 9-8)

Year	Score	Site
1949:	L, 42-40	at New Orleans, LA (Sugar)
1950:	L, 43-42 ^{OT}	at New Orleans, LA (Sugar)
1952:	L, 61-60	at New Orleans, LA (Sugar)
1954:	W, 71-59	at St. Louis
1955:	W, 82-65	at Lexington
1956:	W, 101-80	at Lexington
	L, 71-70	at Lexington
1958:	W, 73-60	at St. Louis
1959:	W, 76-57	at Lexington
1960:	L, 73-61	at St. Louis
1961:	L, 74-72 ^{OT}	at Lexington (UKIT)
1962:	W, 86-77	at Lexington
1963:	L, 87-63	at St. Louis
1964:	L, 67-60	at Lexington
1965:	L, 80-75	at St. Louis
1966:	W, 80-70	at Lexington
1998:	W, 88-61	at Atlanta, GA (NCAA)
at Lexington: UK leads, 4-3		
at St. Louis: Tied, 3-3		
at Neutral Sites: SL leads, 3-1		
at Atlanta, GA: UK leads, 1-0		
at New Orleans, LA: SJ leads, 3-0		

San Diego (SD leads, 1-0)

Year	Score	Site
2008:	L, 81-72	at Lexington
at Lexington: SD leads, 1-0		

San Francisco (UK leads, 1-0)

Year	Score	Site
1994:	W, 110-83	at Lexington
at Lexington: UK leads, 1-0		

San Jose St. (UK leads, 1-0)

Year	Score	Site
1996:	W, 110-72	at Dallas, TX (NCAA)
at Neutral Sites: UK leads, 1-0		
at Dallas, TX: UK leads, 1-0		

Santa Clara (UK leads, 1-0)

Year	Score	Site
2007:	W, 74-60	at Lexington
at Lexington: UK leads, 1-0		

Seattle (UK leads, 1-0)

Year	Score	Site
1958:	W, 84-72	at Louisville, KY (NCAA)
at Neutral Sites: UK leads, 1-0		
at Louisville, KY: UK leads, 1-0		

Seton Hall (Tied, 1-1)

Year	Score	Site
1982:	W, 98-72	at Lexington (UKIT)
1989:	L, 63-60	at Anchorage, AK
at Lexington: UK leads, 1-0		
at Neutral Sites: UK leads, 1-0		
at Anchorage, AK: UK leads, 1-0		

Sewanee (UK leads, 6-0)

Year	Score	Site
1923:	W, 30-14	at Lexington
1924:	W, 50-15	at Lexington
1930:	W, 44-22	at Atlanta, GA (So.Con.)
1932:	W, 30-20	at Sewanee
1934:	W, 55-16	at Sewanee
	W, 60-15	at Lexington

at Lexington: UK leads, 3-0
 at Sewanee: UK leads, 2-0
 at Neutral Sites: UK leads, 1-0
 at Atlanta, GA: UK leads, 1-0

5. Carolina (UK leads, 41-7)

Year	Score	Site
1928:	W, 56-40	at Atlanta, GA (So.Con.)
1933:	W, 44-36	at Lexington
	L, 44-38	at Columbia
1942:	W, 64-25	at Lexington
1968:	W, 76-66	at Lexington (UKIT)
1977:	W, 98-67	at Columbia
1978:	W, 84-65	at Lexington
1979:	W, 79-74	at Columbia
1980:	W, 126-81	at Lexington
1992:	W, 80-63	at Columbia
	W, 74-56	at Lexington
1993:	W, 108-82	at Columbia
	W, 87-66	at Lexington
1994:	W, 79-67	at Lexington
	L, 75-74	at Columbia
1995:	W, 80-55	at Columbia
	W, 90-72	at Lexington
1996:	W, 89-60	at Columbia
	W, 89-57	at Lexington
1997:	L, 84-79 ^{OT}	at Columbia
	L, 72-66	at Lexington
1998:	W, 91-70	at Lexington
	W, 69-57	at Columbia
	W, 86-56	at Atlanta, GA (SEC)
1999:	W, 68-61	at Columbia
	W, 74-40	at Lexington
2000:	W, 64-48	at Columbia
	W, 76-63	at Lexington
2001:	W, 69-63	at Lexington
	W, 94-61	at Columbia
	W, 78-65	at Nashville, TN (SEC)
2002:	W, 51-50	at Columbia
	W, 91-74	at Lexington
	L, 70-57	at Atlanta, GA (SEC)
2003:	W, 62-55	at Lexington
	W, 87-89	at Columbia
2004:	W, 65-64	at Lexington
	W, 84-65	at Columbia
	W, 78-63	at Atlanta, GA (SEC)
2005:	W, 79-75	at Lexington
	L, 73-61	at Columbia
2006:	W, 80-78	at Lexington
	W, 79-66	at Columbia
	L, 65-61	at Nashville, TN (SEC)
2007:	W, 87-49	at Columbia
	W, 95-89	at Lexington
2008:	W, 78-70	at Lexington
	W, 71-63	at Columbia

at Lexington: UK leads, 21-1
 at Columbia: UK leads, 16-4
 at Neutral Sites: UK leads, 4-2
 at Atlanta, GA: UK leads, 3-1
 at Nashville, TN: Tied, 1-1

S.C. State (UK leads, 1-0)

Year	Score	Site
1998:	W, 82-67	at Atlanta, GA (NCAA)

at Neutral Sites: UK leads, 1-0
 at Atlanta, GA: UK leads, 1-0

South Dakota State (UK leads, 1-0)

Year	Score	Site
2006:	W, 71-54	at Lexington (Guardians)

at Lexington: UK leads, 1-0

Southern Cal (USC leads, 3-0)

Year	Score	Site
1960:	L, 87-73	at Los Angeles
1962:	L, 79-77	at Lexington
2001:	L, 80-76	at Philadelphia, PA (NCAA)

at Lexington: USC leads, 1-0
 at Los Angeles: USC leads, 1-0
 at Neutral Sites: USC leads, 1-0
 at Philadelphia, PA: USC leads, 1-0

SMU (UK leads, 3-2)

Year	Score	Site
1957:	W, 73-67	at Lexington (UKIT)
1958:	L, 65-64	at Dallas
1959:	W, 72-60	at Lexington
1977:	W, 110-86	at Lexington
1985:	L, 56-54	at Lexington

at Lexington: UK leads, 3-1
 at Dallas: SMU leads, 1-0

Stony Brook (UK leads, 1-0)

Year	Score	Site
2008:	W, 62-52	at Lexington

at Lexington: UK leads, 1-0

St. Andrews (Tied, 1-1)

Year	Score	Site
1915:	W, 30-15	at Lexington
	L, 50-25	Laurinburg

at Lexington: UK leads, 1-0
 at Laurinburg: SA leads, 1-0

St. Bonaventure (UK leads, 1-0)

Year	Score	Site
2000:	W, 85-80 ^{OT}	at Cleveland, OH (NCAA)

at Neutral Sites: UK leads, 1-0
 at Cleveland, OH: UK leads, 1-0

St. John's (UK leads, 10-5)

Year	Score	Site
1944:	W, 44-38	at New York
	L, 48-45	at New York (NIT)
1946:	W, 73-59	at New York
1947:	W, 70-50	at New York
1948:	W, 52-40	at New York
1949:	W, 57-30	at New York
1950:	L, 69-58	at New York
1951:	W, 43-37	at New York
	W, 59-43	at New York (NCAA)
1952:	W, 81-40	at Lexington
	L, 64-57	at Raleigh, NC (NCAA)
1978:	W, 102-72	at Lexington (UKIT)
1985:	L, 86-70	at Denver, CO (NCAA)
1993:	W, 86-77	at New York
2001:	L, 62-61	at New York

at Lexington: UK leads, 2-0
 at New York: UK leads, 8-3
 at Neutral Sites: SJ leads, 2-0
 at Denver, CO: SJ leads, 1-0
 at Raleigh, NC: SJ leads, 1-0

St. Joseph's (UK leads, 2-0)

Year	Score	Site
1939:	W, 41-30	at Philadelphia
1997:	W, 102-72	at San Jose, CA (NCAA)

at Philadelphia: UK leads, 1-0
 at Neutral Sites: UK leads, 1-0
 at San Jose, CA: UK leads, 1-0

Stanford (UK leads, 2-0)

Year	Score	Site
1974:	W, 78-77	at Lexington (UKIT)
1998:	W, 86-85 ^{OT}	at San Antonio, TX (NCAA)

at Lexington: UK leads, 1-0
 at Neutral Sites: UK leads, 1-0
 at San Antonio, TX: UK leads, 1-0

Syracuse (UK leads, 8-3)

Year	Score	Site
1951:	W, 69-59	at New Orleans, LA (Sugar)
1965:	W, 110-77	at Lexington
1975:	W, 95-79	at San Diego, CA (NCAA)
1979:	W, 94-87	at Lexington (UKIT)
1988:	W, 62-58	at Lexington
1989:	L, 89-73	at Syracuse
1994:	L, 93-85	at Syracuse
1995:	W, 77-71	at Lexington
1996:	W, 76-67	at E. Rutherford, NJ (NCAA)
1997:	W, 87-53	at Anchorage, AK
2000:	L, 52-50	at Cleveland, OH (NCAA)

at Lexington: UK leads, 4-0
 at Syracuse: SU leads, 2-0
 at Neutral Sites: UK leads, 4-1
 at Anchorage, AK: UK leads, 1-0
 at Cleveland, OH: SU leads, 1-0
 at East Rutherford, NJ: UK leads, 1-0
 at New Orleans, LA: UK leads, 1-0
 at San Diego, TX: UK leads, 1-0

Temple (UK leads, 14-4)

Year	Score	Site
1945:	W, 45-44	at Philadelphia
1946:	L, 53-45	at Philadelphia
	W, 54-43	at Louisville, KY
1947:	W, 68-29	at Louisville, KY
1948:	L, 60-59	at Philadelphia
1949:	W, 58-38	at Louisville, KY
1954:	W, 86-59	at Lexington
1955:	W, 79-61	at Lexington
	W, 101-69	at Philadelphia
1956:	L, 73-61	at Lexington
1957:	W, 73-58	at Philadelphia
1958:	W, 85-83 ^{OT}	at Lexington
	W, 61-60	at Louisville, KY (NCAA)
1959:	W, 76-71	at Philadelphia
1960:	W, 97-92	at Louisville, KY
1961:	L, 66-58	at Philadelphia
1962:	W, 78-55	at Lexington
1963:	W, 56-52	at Philadelphia

at Lexington: UK leads, 4-1
 at Philadelphia: UK leads, 5-3
 at Neutral Sites: UK leads, 5-0
 at Louisville, KY: UK leads, 5-0

Tennessee (UK leads, 140-65)

Year	Score	Site
1910:	W, 26-5	at Lexington
1912:	W, 27-15	at Lexington
1914:	W, 20-14	at Lexington
	W, 20-18	at Lexington
1915:	L, 36-21	at Knoxville
	L, 27-22	at Knoxville
	W, 22-13	at Lexington
	W, 20-18	at Lexington
1916:	L, 28-17	at Lexington
1917:	L, 23-20	at Lexington
	L, 22-19	at Lexington
	L, 27-26	at Knoxville
	L, 30-10	at Knoxville
1918:	W, 33-26	at Lexington
	W, 40-12	at Lexington
	W, 29-18	at Knoxville
	W, 32-20	at Knoxville
1919:	L, 40-22	at Knoxville
	W, 30-14	at Lexington
1920:	L, 29-24	at Lexington
	L, 27-26	at Lexington
	L, 28-25	at Knoxville
	W, 34-26	at Knoxville
1923:	L, 30-26	at Knoxville
	L, 28-23	at Lexington
1924:	L, 20-13	at Knoxville
1925:	W, 35-22	at Knoxville

	W, 26-21	at Lexington
1926:	W, 51-17	at Knoxville
	W, 27-21	at Lexington
1927:	L, 19-14	at Knoxville
	L, 30-21	at Lexington
1928:	W, 48-18	at Lexington
	W, 43-16	at Knoxville
1929:	W, 35-29	at Knoxville
	W, 27-22	at Lexington
1930:	W, 23-20	at Lexington
	L, 29-24 ^{OT}	at Knoxville
1931:	W, 31-23	at Lexington
	W, 36-32 ^{OT}	at Knoxville
1932:	W, 29-28	at Knoxville
	W, 41-27	at Lexington
1933:	W, 42-21	at Knoxville
	W, 44-23	at Lexington
1934:	W, 44-23	at Knoxville
	W, 53-26	at Lexington
1935:	W, 48-21	at Lexington
	W, 38-36	at Knoxville
1936:	W, 40-31	at Lexington
	L, 39-28	at Knoxville
	L, 39-28	at Knoxville (SEC)
1937:	W, 43-26	at Lexington
	L, 26-24	at Knoxville
	W, 39-25	at Knoxville (SEC)
1938:	W, 52-27	at Lexington
	W, 29-26	at Knoxville
1939:	L, 30-29	at Lexington
	W, 36-34 ^{OT}	at Knoxville
	W, 46-38	at Knoxville (SEC)
1940:	W, 35-26	at Lexington
	L, 27-23	at Knoxville
	W, 30-29 ^{OT}	at Knoxville (SEC)
1941:	L, 32-22	at Knoxville
	W, 37-28	at Lexington
	L, 36-33	at Louisville, KY (SEC)
1942:	L, 46-40	at Knoxville
	W, 36-33	at Lexington
1943:	W, 30-28	at Knoxville
	W, 53-29	at Lexington
	L, 33-30	at Louisville, KY (SEC)
1945:	L, 35-34	at Knoxville
	W, 40-34	at Lexington
	W, 39-35	at Louisville, KY (SEC)
1946:	W, 50-32	at Knoxville
	W, 54-34	at Lexington
1947:	W, 54-39	at Knoxville
	W, 61-46	at Lexington
1948:	W, 65-54	at Knoxville
	W, 69-42	at Lexington
	W, 70-47	at Louisville, KY (SEC)
1949:	W, 66-51	at Knoxville
	W, 71-56	at Lexington
	W, 83-44	at Louisville, KY (SEC)
1950:	L, 66-53	at Knoxville
	W, 79-52	at Lexington
	W, 95-58	at Louisville, KY (SEC)
1951:	W, 70-45	at Knoxville
	W, 86-61	at Lexington
1952:	W, 65-56	at Knoxville
	W, 95-40	at Lexington
	W, 81-66	at Louisville, KY (SEC)
1954:	W, 97-71	at Knoxville
	W, 90-63	at Lexington
1955:	W, 84-66	at Knoxville
	W, 104-61	at Lexington
1956:	W, 95-68	at Knoxville
	W, 101-77	at Lexington
1957:	W, 97-72	at Knoxville
	W, 93-75	at Lexington
1958:	W, 77-68	at Lexington
	W, 77-66	at Knoxville
1959:	W, 79-58	at Lexington
	W, 69-56	at Knoxville

1960:	W, 78-68	at Knoxville
	L, 65-63	at Lexington
1961:	W, 83-54	at Lexington
	W, 68-61	at Knoxville
1962:	W, 96-69	at Lexington (UKIT)
	W, 95-82	at Knoxville
	W, 90-59	at Lexington
1963:	L, 78-69 ^{OT}	at Lexington
	L, 63-55	at Knoxville
1964:	W, 66-57	at Lexington
	W, 42-38	at Knoxville
1965:	L, 77-58	at Knoxville
	W, 61-60	at Lexington
1966:	W, 78-64	at Lexington
	L, 69-62	at Knoxville
1967:	L, 52-50 ^{OT}	at Lexington
	L, 76-57	at Knoxville
1968:	L, 87-59	at Knoxville
	W, 60-59	at Lexington
1969:	W, 69-66	at Knoxville
	W, 84-69	at Lexington
1970:	W, 68-52	at Lexington
	W, 86-69	at Knoxville
1971:	L, 75-71	at Knoxville
	W, 84-78	at Lexington
1972:	W, 72-70	at Lexington
	W, 67-66	at Knoxville
1973:	L, 65-64	at Knoxville
	W, 86-81	at Lexington
1974:	L, 67-54	at Knoxville
	W, 61-58	at Lexington
1975:	W, 88-82	at Lexington
	L, 103-98	at Knoxville
1976:	L, 90-88 ^{OT}	at Lexington
	L, 92-85	at Knoxville
1977:	L, 71-67 ^{OT}	at Lexington
	L, 81-79	at Knoxville
1978:	W, 90-77	at Lexington
	W, 68-57	at Knoxville
1979:	L, 66-55	at Lexington
	L, 101-84	at Knoxville
	L, 75-69 ^{OT}	at Birmingham (SEC)
1980:	L, 49-47	at Knoxville
	W, 83-75	at Lexington
1981:	W, 48-47	at Lexington
	L, 87-71	at Knoxville
1982:	L, 70-66	at Knoxville
	W, 77-67	at Lexington
1983:	L, 65-63	at Knoxville
	W, 69-61	at Lexington
1984:	W, 93-74	at Lexington
	L, 63-58	at Knoxville
1985:	L, 81-65	at Knoxville
	W, 92-67	at Lexington
1986:	W, 74-57	at Lexington
	W, 62-60	at Knoxville
1987:	L, 75-68	at Knoxville
	W, 91-84 ^{OT}	at Lexington
1988:	W, 83-65	at Lexington
	L, 72-70	at Knoxville
1989:	W, 66-65	at Knoxville
	W, 76-71	at Lexington
1990:	W, 95-83	at Lexington
	L, 102-100	at Knoxville
1991:	W, 78-74	at Knoxville
	W, 85-74	at Lexington
1992:	L, 107-85	at Knoxville
	W, 99-88	at Lexington
1993:	W, 84-70	at Lexington
	L, 78-77	at Knoxville
	W, 101-40	at Lexington (SEC)
1994:	W, 93-74	at Lexington
	W, 77-73	at Knoxville
1995:	W, 69-50	at Lexington
	W, 68-48	at Knoxville
1996:	W, 61-44	at Lexington

	W, 90-50	at Knoxville
1997:	W, 74-40	at Lexington
	W, 74-64	at Knoxville
1998:	W, 85-67	at Knoxville
	W, 80-74	at Lexington
1999:	L, 47-46	at Lexington
	L, 68-61	at Knoxville
2000:	W, 81-68	at Lexington
	L, 74-67	at Knoxville
2001:	W, 84-74	at Lexington
	W, 103-95	at Knoxville
2002:	L, 76-74 ^{OT}	at Knoxville
	W, 64-61	at Lexington
2003:	W, 74-71	at Knoxville
	W, 80-68	at Lexington
2004:	W, 69-68 ^{OT}	at Knoxville
	W, 92-60	at Lexington
2005:	W, 84-62	at Knoxville
	W, 73-61	at Lexington
	W, 76-62	at Atlanta, GA (SEC)
2006:	L, 75-67	at Lexington
	W, 80-78	at Knoxville
2007:	W, 76-57	at Lexington
	L, 89-85	at Knoxville
2008:	W, 72-66	at Lexington
	L, 63-60	at Knoxville

at Lexington: UK leads, 84-16
 at Knoxville: UK leads, 50-46
 at Neutral Sites: UK leads, 6-3
 at Atlanta, GA: UK leads, 1-0
 at Birmingham, AL: UT leads, 1-0
 at Louisville, KY: UK leads, 5-2

UT-Martin (UK leads, 1-0)

Year	Score	Site
1995:	W, 124-50	at Lexington

at Lexington: UK leads, 1-0

Tenn. State (UK leads, 3-0)

Year	Score	Site
1994:	W, 83-70	at St. Petersburg, FL (NCAA)
1999:	W, 97-47	at Lexington
2003:	W, 115-87	at Lexington

at Lexington: UK leads, 2-0
 at Neutral Sites: UK leads, 1-0
 at St. Petersburg, FL: UK leads, 1-0

Tenn. Tech (UK leads, 5-0)

Year	Score	Site
1990:	W, 111-75	at Lexington
1994:	W, 115-77	at Lexington
2004:	W, 108-81	at Lexington
2005:	W, 92-63	at Lexington
2008:	W, 69-47	at Lexington

at Lexington: UK leads, 5-0

Texas (UK leads, 1-0)

Year	Score	Site
1994:	W, 86-61	at Lahoma, HI

at Neutral Sites: UK leads, 1-0
 at Lahoma, HI: UK leads, 1-0

Texas A&M (UK leads, 2-1)

Year	Score	Site
1942:	W, 49-29	at Lexington
1947:	W, 83-18	at Lexington
1979:	L, 73-69	at Lexington (UKIT)

at Lexington: UK leads, 2-1

TCU (UK leads, 2-0)

Year	Score	Site
1977:	W, 103-53	at Lexington
1996:	W, 124-80	at Lexington

at Lexington: UK leads, 2-0

Texas State (UK leads, 1-0)

Year	Score	Site
1992:	W, 82-36	at Lexington

at Lexington: UK leads, 1-0

Texas Tech (UK leads, 4-0)

Year	Score	Site
1964:	W, 107-91	at Lexington
1966:	W, 89-73	at Lubbock
1967:	W, 66-60	at Lexington
1995:	W, 83-68	at Cincinnati, OH

at Lexington: UK leads, 2-0
at Lubbock: UK leads, 1-0
at Neutral Sites: UK leads, 1-0
at Cincinnati, OH: UK leads, 1-0

Texas Southern (UK leads, 1-0)

Year	Score	Site
2008:	W, 83-35	at Lexington

at Lexington: UK leads, 1-0

Toledo (UK leads, 1-0)

Year	Score	Site
1985:	W, 63-54	at Lexington

at Lexington: UK leads, 1-0

Transylvania (Tied, 7-7)

Year	Score	Site
1903:	L, 42-22	at UK
1904:	L, 12-55	at Transylvania
1905:	L, 14-12	at Transylvania
	W, 30-29	at UK
	L, 22-1	at Transylvania
	L, 33-23	at UK
1906:	UK	at Lexington YMCA
1907:	W, 16-14	at UK
	L, 19-5	at Transylvania
1908:	W, 20-15	at UK
	W, 20-15	at Transylvania
1911:	L, 23-18	at UK
	W, 22-19	at Transylvania
	W, 30-24	at UK

at UK: UK leads, 4-3
at Transylvania: TU leads, 4-2
at Neutral Sites: UK leads, 1-0
at Lexington YMCA: UK leads, 1-0

Tufts (UK leads, 1-0)

Year	Score	Site
1945:	W, 66-56	at New York, NY (NCAA)

at Neutral Sites: UK leads, 1-0
at New York, NY: UK leads, 1-0

Tulane (UK leads, 41-5)

Year	Score	Site
1921:	W, 50-28	at Atlanta, GA (SIAA)
1925:	W, 29-22	at Lexington
1929:	L, 34-22	at New Orleans
	W, 29-15	at Atlanta, GA (So.Con.)
1932:	W, 50-30	at Atlanta, GA (So.Con.)
1933:	W, 53-17	at Lexington
	W, 42-11	at Lexington
1934:	W, 32-22	at New Orleans
	W, 42-29	at New Orleans
1935:	W, 38-9	at New Orleans
	W, 52-12	at New Orleans
	W, 63-26	at Lexington
	W, 55-12	at New Orleans
1936:	W, 49-24	at Lexington
	W, 39-21	at Lexington
1937:	L, 35-28	at New Orleans
	W, 28-25	at New Orleans
1938:	L, 38-36	at Baton Rouge, LA (SEC)
1941:	W, 59-30	at Louisville, KY (SEC)
1943:	W, 48-31	at Louisville, KY (SEC)
1944:	W, 62-46	at Louisville, KY (SEC)

1947:	W, 64-35	at New Orleans
	W, 55-38	at Louisville, KY (SEC)
1949:	W, 51-47	at Louisville, KY
	W, 78-47	at New Orleans (Sugar)
	W, 68-52	at Louisville, KY (SEC)
1951:	W, 104-68	at New Orleans
1952:	W, 103-54	at Lexington
	W, 85-61	at Louisville, KY (SEC)
1954:	W, 94-43	at Lexington
1955:	W, 58-44	at New Orleans
1956:	W, 85-63	at Lexington
1957:	L, 68-60	at New Orleans
1958:	W, 86-50	at Lexington
1959:	W, 85-68	at New Orleans
1960:	W, 68-42	at Lexington
1961:	L, 72-70	at New Orleans
1962:	W, 97-72	at Lexington
1963:	W, 81-72	at New Orleans
1964:	W, 105-63	at Lexington
1965:	W, 102-72	at New Orleans
1966:	W, 103-74	at Lexington
1983:	W, 80-61	at Lexington (UKIT)
1995:	W, 82-60	at Memphis, TN (NCAA)
2002:	W, 101-67	at Louisville, KY
2003:	W, 76-60	at New Orleans

at Lexington: UK leads, 15-0
at New Orleans: UK leads, 14-4
at Neutral Sites: UK leads, 12-1
at Atlanta, GA: UK leads, 3-0
at Baton Rouge, LA: TU leads, 1-0
at Louisville, KY: UK leads, 8-0
at Memphis, TN: UK leads, 1-0

Tulsa (UK leads, 5-0)

Year	Score	Site
1948:	W, 72-18	at Lexington
	W, 71-22	at Lexington
1949:	W, 81-27	at Lexington
1998:	W, 74-53	at Lexington
2002:	W, 87-82	at St. Louis, MO (NCAA)

at Lexington: UK leads, 4-0
at Neutral Sites: UK leads, 1-0
at St. Louis, MO: UK leads, 1-0

UAB (UK leads, 3-2)

Year	Score	Site
1981:	W, 61-53	at Lexington (UKIT)
	L, 69-62	at Tuscaloosa, AL (NCAA)
2004:	L, 76-75	at Columbus, OH (NCAA)
2006:	W, 69-64	at Philadelphia, PA (NCAA)
2008:	L, 79-76	at Louisville, KY

at Lexington: UK leads, 1-0
at Neutral Sites: UAB leads, 3-1
at Birmingham, AL: UAB leads, 1-0
at Columbus, OH: UAB leads, 1-0
at Louisville, KY: UAB leads 1-0
at Philadelphia, PA: UK leads, 1-0

UCLA (UK leads, 6-4)

Year	Score	Site
1952:	W, 84-53	at Lexington
1960:	W, 68-66	at Los Angeles
1961:	W, 77-76	at Lexington
1975:	L, 92-85	at San Diego, CA (NCAA)
1995:	L, 82-81	at Anaheim, CA
1998:	W, 94-68	at St. Petersburg, FL (NCAA)
1999:	W, 66-62	at Bayamone, P.R.
2001:	L, 97-92 ²⁷	at New York, NY
2004:	W, 52-50	at Anaheim, CA
2007:	L, 73-68	at Honolulu, HI

at Lexington: UK leads, 2-0
at Los Angeles: UK leads, 1-0
at Neutral Sites: UCLA leads, 4-3
at Anaheim, CA: Tied, 1-1
at Bayamone, P.R.: UK leads, 1-0
at Honolulu, HI: UCLA leads, 1-0
at San Diego, CA: UCLA leads, 1-0

at St. Petersburg, FL: UK leads, 1-0
at New York, NY: UCLA leads, 1-0

UNLV (UK leads, 3-0)

Year	Score	Site
1978:	W, 92-70	at Lexington
1980:	W, 74-69	at Las Vegas
1985:	W, 64-61	at Salt Lake City, UT (NCAA)

at Lexington: UK leads, 1-0
at Las Vegas: UK leads, 1-0
at Neutral Sites: UK leads, 1-0
at Salt Lake City, UT: UK leads, 1-0

Utah (UK leads, 9-2)

Year	Score	Site
1944:	W, 46-38	at New York, NY (NIT)
1947:	L, 49-45	at New York, NY (NIT)
1955:	W, 70-65	at Lexington (UKIT)
1977:	L, 70-68	at Lexington (UKIT)
1993:	W, 83-62	at Nashville, TN (NCAA)
1996:	W, 101-70	at Minneapolis, MN (NCAA)
1997:	W, 72-59	at San Jose, CA (NCAA)
1998:	W, 78-69	at San Antonio, TX (NCAA)
2001:	W, 56-48	at Lexington (Pre-NIT)
2003:	W, 74-54	at Nashville, TN (NCAA)
2005:	W, 62-52	at Austin, TX (NCAA)

at Lexington: UK leads, 2-1
at Neutral Sites: UK leads, 7-1
at Austin, TX: UK leads, 1-0
at Minneapolis, MN: UK leads, 1-0
at Nashville, TN: UK leads, 2-0
at New York, NY: Tied, 1-1
at San Antonio, TX: UK leads, 1-0
at San Jose, CA: UK leads, 1-0

Utah State (UK leads, 1-0)

Year	Score	Site
1958:	W, 92-64	at Lexington

at Lexington: UK leads, 1-0

UTEP (UTEP leads, 1-0)

Year	Score	Site
1966:	L, 72-65	at College Park, MD (NCAA)

at Neutral Sites: UTEP leads, 1-0
at College Park, MD: UTEP leads, 1-0
* Formerly Texas Western

Valparaiso (UK leads, 1-0)

Year	Score	Site
2002:	W, 83-68	at St. Louis, MO (NCAA)

at Neutral Sites: UK leads, 1-0
at St. Louis, MO: UK leads, 1-0

Vanderbilt (UK leads, 130-42)

Year	Score	Site
1912:	W, 28-17	at Lexington
	W, 22-18	at Lexington
1913:	L, 24-17	at Lexington
	W, 42-29	at Lexington
1915:	L, 39-34	at Lexington
	W, 36-24	at Lexington
1916:	L, 39-25	at Lexington
	L, 23-20	at Lexington
1919:	L, 36-26	at Lexington
1921:	W, 39-18	at Lexington
1922:	L, 22-12	at Nashville
1924:	W, 33-13	at Lexington
1926:	W, 30-20	at Lexington
1927:	L, 48-32	at Lexington
1928:	W, 43-23	at Lexington
	W, 54-29	at Nashville
1931:	W, 42-37	at Nashville
	W, 43-23	at Nashville
1932:	W, 61-37	at Nashville
	L, 32-31	at Lexington
1933:	W, 40-29	at Nashville

W, 45-28	at Lexington
1934: W, 48-26	at Nashville
W, 47-27	at Lexington
1935: W, 58-22	at Nashville
W, 53-19	at Lexington
1936: L, 33-24	at Nashville
W, 61-41	at Lexington
1937: W, 41-26	at Nashville
W, 51-19	at Lexington
1938: W, 42-19	at Nashville
W, 48-24	at Lexington
1939: W, 51-37	at Nashville
W, 52-27	at Lexington
1940: L, 40-32	at Nashville
W, 43-38	at Lexington
W, 44-34	at Knoxville, TN (SEC)
1941: W, 51-50	at Nashville
W, 58-31	at Lexington
1943: W, 39-38	at Lexington
W, 54-43	at Nashville
1946: W, 59-37	at Nashville
W, 64-31	at Paducah, KY
1947: W, 82-30	at Nashville
W, 84-41	at Lexington
W, 98-29	at Louisville, KY (SEC)
1948: W, 82-51	at Nashville
W, 79-43	at Lexington
1949: W, 72-50	at Nashville
W, 70-37	at Lexington
1950: W, 58-54	at Nashville
W, 70-66	at Lexington
1951: W, 74-49	at Nashville
W, 89-57	at Lexington
L, 61-57	at Louisville, KY (SEC)
1952: W, 88-51	at Nashville
W, 75-45	at Lexington
1954: W, 85-63	at Nashville
W, 100-64	at Lexington
1955: W, 75-71	at Nashville
W, 77-59	at Lexington
1956: L, 81-73	at Nashville
W, 76-55	at Lexington
1957: W, 91-83	at Nashville
W, 80-65	at Lexington
1958: W, 86-81	at Nashville
W, 65-61	at Lexington
1959: L, 75-66	at Nashville
W, 83-71	at Lexington
1960: W, 76-59	at Nashville
W, 68-60	at Lexington
1961: L, 64-62	at Nashville
W, 60-59	at Lexington
W, 88-67	at Knoxville, TN (SEC)
1962: W, 77-68	at Nashville
W, 87-80	at Lexington
1963: W, 106-82	at Nashville
L, 69-67	at Lexington
1964: L, 85-83	at Nashville
W, 104-73	at Lexington
1965: L, 97-79	at Lexington
L, 91-90	at Nashville
1966: W, 96-83	at Lexington
W, 105-90	at Nashville
1967: L, 91-89 ^{OT}	at Lexington
L, 110-94	at Nashville
1968: W, 94-78	at Nashville
W, 85-80	at Lexington
1969: W, 103-89	at Lexington
L, 101-99	at Nashville
1970: L, 89-81	at Nashville
W, 90-86	at Lexington
1971: W, 102-92	at Lexington
W, 119-90	at Nashville
1972: W, 106-80	at Lexington
W, 85-80 ^{OT}	at Nashville
1973: L, 76-75	at Nashville
L, 83-76	at Lexington

1974: L, 82-65	at Lexington
L, 71-69	at Nashville
1975: W, 91-90	at Nashville
W, 109-84	at Lexington
1976: W, 77-76	at Lexington
L, 69-65	at Nashville
1977: W, 64-62	at Nashville
W, 113-73	at Lexington
1978: W, 72-59	at Lexington
W, 78-68	at Nashville
1979: L, 68-58	at Nashville
W, 96-70	at Lexington
1980: W, 106-90	at Lexington
W, 91-73	at Nashville
1981: W, 78-64	at Nashville
W, 80-48	at Lexington
L, 60-55	at Birmingham, AL (SEC)
1982: W, 67-58	at Lexington
W, 73-69	at Nashville
1983: W, 82-77	at Nashville
W, 82-63	at Lexington
1984: W, 67-46	at Lexington
W, 58-54	at Nashville
1985: W, 75-58	at Lexington
W, 68-62	at Nashville
1986: W, 80-71	at Nashville
W, 73-65	at Lexington
1987: W, 71-65	at Nashville
W, 65-54	at Lexington
1988: W, 81-74	at Lexington
L, 83-66	at Nashville
1989: W, 70-61	at Lexington
L, 81-51	at Nashville
L, 77-63	at Knoxville, TN (SEC)
1990: L, 92-85	at Nashville
W, 100-73	at Lexington
1991: W, 58-50	at Lexington
L, 98-87	at Nashville
1992: W, 84-71	at Nashville
W, 80-56	at Lexington
W, 76-57	at Birmingham, AL (SEC)
1993: L, 101-86	at Nashville
W, 82-67	at Lexington
1994: W, 107-82	at Lexington
W, 77-69	at Nashville
1995: W, 81-68	at Lexington
W, 71-60	at Nashville
1996: W, 120-81	at Nashville
W, 101-63	at Lexington
1997: W, 58-46	at Cincinnati, OH
W, 82-79	at Nashville
1998: W, 71-62	at Lexington
W, 63-61	at Nashville
1999: W, 73-57	at Nashville
W, 88-63	at Lexington
2000: W, 72-52	at Lexington
W, 81-73 ^{OT}	at Nashville
2001: W, 86-75	at Lexington
W, 79-74	at Nashville
2002: W, 67-59	at Lexington
L, 86-73	at Nashville
2003: W, 74-52	at Nashville
W, 106-44	at Lexington
W, 81-63	at New Orleans, LA
2004: W, 75-63	at Lexington
L, 66-60	at Nashville
2005: W, 69-54	at Lexington
W, 84-70	at Nashville
2006: L, 57-52	at Lexington
L, 84-81	at Nashville
2007: L, 72-67	at Lexington
L, 67-65	at Nashville
2008: W, 79-73 ^{OT}	at Lexington
L, 93-52	at Nashville
at Lexington: UK leads, 72-14	
at Nashville: UK leads, 51-25	
at Neutral Sites: UK leads, 7-3	

at Birmingham, AL: Tied, 1-1
 at Cincinnati, OH: UK leads, 1-0
 at Knoxville, TN: UK leads, 2-1
 at Louisville, KY: Tied, 1-1
 at New Orleans, LA: UK leads, 1-0
 at Paducah, KY: UK leads, 1-0

Vernon, IN (UK leads, 1-0)

Year	Score	Site
1906:	W, 34-14	at Vernon
at Vernon:	UK leads,	1-0

Villanova (UK leads, 6-0)

Year	Score	Site
1949:	W, 85-72	at New York, NY (NCAA)
1950:	W, 57-56 ^{OT}	at New Orleans, LA (Sugar)
1983:	W, 93-79	at Lexington
1997:	W, 93-56	at Lexington
1998:	W, 79-63	at Philadelphia
2007:	W, 67-58	at Chicago, IL (NCAA)
at Lexington:	UK leads,	2-0
at Philadelphia:	UK leads,	1-0
at Neutral Sites:	UK leads,	4-0
at Chicago, IL:	UK leads,	1-0
at New Orleans, LA:	UK leads,	1-0
at New York, NY:	UK leads,	1-0

Virginia (UK leads, 6-3)

Year	Score	Site
1914:	L, 39-23	at Charlottesville
1922:	L, 32-30 ^{OT}	at Charlottesville
1924:	W, 29-16	at Lexington
1928:	W, 31-28	at Charlottesville
1962:	W, 93-73	at Charlottesville
1964:	W, 75-64	at Lexington
1966:	W, 99-73	at Charlottesville
1967:	W, 104-84	at Lexington
2003:	L, 75-61	at Lahaina, HI
at Lexington:	UK leads,	4-0
at Charlottesville:	Tied,	2-2
at Neutral Sites:	UVA leads,	1-0
at Lahaina, HI:	UVA leads,	1-0

Virginia Tech (UK leads, 3-1)

Year	Score	Site
1924:	W, 36-14	at Lexington
1956:	W, 56-55	at New Orleans, LA (Sugar)
1963:	L, 80-77	at Lexington
1996:	W, 84-60	at Dallas, TX (NCAA)
at Lexington:	Tied,	1-1
at Lexington:	UK leads,	2-0
at Dallas, TX:	UK leads,	1-0
at New Orleans, LA:	UK leads,	1-0

VMI (UK leads, 5-2)

Year	Score	Site
1915:	L, 32-18	at Lexington, VA
1922:	L, 37-32	at Lexington, VA
1926:	W, 32-25	at Atlanta, GA (So.Con.)
1961:	W, 72-56	at Lexington, KY
1977:	W, 93-78	at College Park, MD (NCAA)
1986:	W, 95-55	at Louisville, KY
2002:	W, 99-57	at Lexington, KY
at Lexington, KY:	UK leads,	2-0
at Lexington, VA:	VMI leads,	2-0
at Neutral Sites:	UK leads,	3-0
at Atlanta, GA:	UK leads,	1-0
at College Park, MD:	UK leads,	1-0
at Louisville, KY:	UK leads,	1-0

Wabash (Tied, 1-1)

Year	Score	Site
1925:	L, 57-10	at Crawfordsville
1947:	W, 96-24	at Lexington
at Lexington:	UK leads,	1-0
at Crawfordsville:	WC leads,	1-0

Wake Forest (UK leads, 4-0)

Year	Score	Site
1953:	W, 101-69	at Lexington
1964:	W, 98-75	at Lexington (UKIT)
1993:	W, 103-69	at Charlotte, NC (NCAA)
1996:	W, 83-83	at Minneapolis, MN (NCAA)
at Lexington: UK leads, 2-0		
at Neutral Sites: UK leads, 3-0		
at Charlotte, NC: UK leads, 1-0		
at Minneapolis, MN: UK leads, 1-0		

Washington Univ. (UK leads, 2-0)

Year	Score	Site
1943:	W, 45-38	at Lexington
1948:	W, 69-39	at Memphis, TN
at Lexington: UK leads, 1-0		
at Neutral Sites: UK leads, 1-0		
at Memphis, TN: UK leads, 1-0		

Washington (UK leads, 1-0)

Year	Score	Site
1985:	W, 66-58	at Salt Lake City, UT (NCAA)
at Neutral Sites: UK leads, 1-0		
at Salt Lake City, UT: UK leads, 1-0		

Wash. & Lee (UK leads, 12-1)

Year	Score	Site
1922:	W, 21-20	at Lexington, VA
1926:	W, 28-22	at Lexington, KY
	W, 44-34	at Lexington, KY
1927:	L, 36-34	at Lexington, KY
1928:	W, 34-28	at Lexington, KY
1929:	W, 31-30	at Lexington, KY
1930:	W, 28-26 ^{OT}	at Lexington, KY
1931:	W, 23-18	at Lexington, KY
1932:	W, 48-28	at Lexington, KY
1939:	W, 67-47	at Lexington, KY
1942:	W, 62-32	at Lexington, KY
1952:	W, 96-46	at Lexington, KY
1957:	W, 94-66	at Lexington, KY
at Lexington, KY: UK leads, 11-1		
at Lexington, VA: UK leads, 1-0		

Wash. State (UK leads, 1-0)

Year	Score	Site
1975:	W, 97-75	at Lexington (UKIT)
at Lexington: UK leads, 1-0		

Wayne (UK leads, 1-0)

Year	Score	Site
1956:	W, 84-64	at Iowa City, IA (NCAA)
at Neutral Sites: UK leads, 1-0		
at Iowa City, IA: UK leads, 1-0		

W. Carolina (UK leads, 2-0)

Year	Score	Site
1989:	W, 78-60	at Lexington
1997:	W, 82-55	at Lexington
at Lexington: UK leads, 2-0		

Western Ky. (UK leads, 3-2)

Year	Score	Site
1971:	L, 107-83	at Athens, GA (NCAA)
1986:	W, 71-64	at Charlotte, NC (NCAA)
1991:	W, 84-70	at Lexington
1992:	W, 93-83	at Lexington
2002:	L, 64-52	at Lexington
at Lexington: UK leads, 2-1		
at Neutral Sites: Tied, 1-1		
at Athens, GA: WKU leads, 1-0		
at Charlotte, NC: UK leads, 1-0		

Western Ont. (UK leads, 4-0)

Year	Score	Site
1946:	W, 51-42	at Lexington
	W, 71-28	at Lexington
1948:	W, 98-41	at Lexington
1950:	W, 90-18	at Lexington
at Lexington: UK leads, 4-0		

W. Texas St. (UK leads, 2-0)

Year	Score	Site
1951:	W, 73-43	at Lexington
1979:	W, 121-67	at Lexington
at Lexington: UK leads, 2-0		

West Virginia (UK leads, 12-4)

Year	Score	Site
1924:	W, 24-21	at Lexington
1925:	W, 29-19	at Lexington
1927:	W, 44-26	at Lexington
1940:	L, 47-38	at Lexington
1941:	W, 46-34	at Lexington
	L, 56-43	at Morgantown
1946:	W, 59-51	at New York, NY (NIT)
1958:	L, 77-70	at Lexington (UKIT)
1959:	W, 97-91	at Lexington (UKIT)
1960:	L, 79-70	at Lexington (UKIT)
1963:	W, 79-75	at Lexington (UKIT)
1965:	W, 102-78	at Lexington (UKIT)
1970:	W, 106-87	at Lexington
1971:	W, 106-100	at Morgantown
1992:	W, 106-80	at Lexington
2006:	W, 80-66	at Kansas City, MO
at Lexington: UK leads, 9-3		
at Morgantown: Tied, 1-1		
at Neutral Sites: UK leads, 2-0		
at Kansas City, MO: UK leads, 1-0		
at New York, NY: UK leads, 1-0		

William & Mary (UK leads, 1-0)

Year	Score	Site
2005:	W, 92-47	at Lexington
at Lexington: UK leads, 1-0		

Winthrop (UK leads, 1-0)

Year	Score	Site
2004:	W, 65-44	at Lexington
at Lexington: UK leads, 1-0		

Wisconsin (UK leads, 3-1)

Year	Score	Site
1963:	W, 108-85	at Lexington (UKIT)
1969:	L, 69-65	at Chicago, IL
1977:	W, 72-64	at Lexington
2003:	W, 63-57	at Minneapolis, MN (NCAA)
at Lexington: UK leads, 2-0		
at Neutral Sites: Tied, 1-1		
at Chicago, IL: UW leads, 1-0		
at Minneapolis, MN: UK leads, 1-0		

Wis.-Green Bay (UK leads, 1-0)

Year	Score	Site
1996:	W, 74-62	at Lexington
at Lexington: UK leads, 1-0		

Wright Field (UK leads, 1-0)

Year	Score	Site
1944:	W, 61-28	at Lexington
at Lexington: UK leads, 1-0		

Wright State (UK leads, 3-0)

Year	Score	Site
1993:	W, 81-65	at Lexington
1997:	W, 90-62	at Lexington
1999:	W, 97-75	at Cincinnati, OH
at Lexington: UK leads, 2-0		
at Neutral Sites: UK leads, 1-0		
at Cincinnati, OH: UK leads, 1-0		

Wyoming (UK leads, 2-0)

Year	Score	Site
1945:	W, 50-46	at Buffalo, NY
1984:	W, 66-40	at Lexington (UKIT)
at Lexington: UK leads, 1-0		
at Neutral Sites: UK leads, 1-0		
at Buffalo, NY: UK leads, 1-0		

Xavier (UK leads, 37-2)

Year	Score	Site
1935:	W, 40-27	at Cincinnati
	W, 46-29	at Lexington
1936:	W, 36-32	at Cincinnati
	W, 49-40	at Lexington
1937:	W, 34-28 ^{OT}	at Cincinnati
	W, 23-15	at Lexington
1938:	L, 39-32	at Cincinnati
	W, 48-29	at Lexington
1939:	W, 41-31	at Cincinnati
	W, 43-23	at Lexington
1940:	W, 42-41	at Cincinnati
	W, 37-29	at Lexington
1941:	W, 48-43	at Cincinnati
	L, 49-44	at Lexington
1942:	W, 40-39	at Cincinnati
	W, 44-36	at Lexington
1943:	W, 43-38	at Lexington
	W, 48-36	at Lexington
1946:	W, 62-36	at Cincinnati
	W, 83-40	at Lexington
1947:	W, 71-34	at Lexington
	W, 58-31	at Cincinnati
1948:	W, 79-37	at Lexington
	W, 59-37	at Cincinnati
1949:	W, 96-50	at Lexington
	W, 51-40	at Cincinnati
1950:	W, 58-47	at Cincinnati
	W, 58-53	at Lexington
1951:	W, 67-56	at Cincinnati
	W, 78-51	at Lexington
1952:	W, 97-72	at Cincinnati
	W, 83-50	at Lexington
1954:	W, 81-66	at Cincinnati
	W, 77-71	at Lexington
1955:	W, 73-69	at Cincinnati
	W, 66-55	at Lexington
1963:	W, 90-76	at Lexington
1968:	W, 111-76	at Lexington
1969:	W, 115-77	at Lexington
at Lexington: UK leads, 21-1		
at Cincinnati: UK leads, 16-1		

Yale (UK leads, 1-0)

Year	Score	Site
1962:	W, 79-58	at Lexington
at Lexington: UK leads, 1-0		

UK BESTS VS. SEC OPPONENTS

VS. ALABAMA

Most Points: 111 in Lexington, 2/26/73 (W, 111-95)
Largest UK margin of Victory: 42 in Lexington, 2/14/49 (W, 74-32)
Times scored 100 pts.: 6, Last 2/12/92 in Lexington, Ky. (W, 107-83)
Overtime games: 2-0, Last time 1/27/69 (W, 83-70)
Most Points (Individual): 47 by Dan Issel, 2/23/70 (W, 98-89)
Most Rebounds (Indiv.): 18 by Kevin Grevey, 1/20/75 (W, 74-69)
Most Assists: 10 by Ed Davender, 2/13/88 (W, 82-68)
Most Steals: 5 by John Pelphrey, 1/17/90 (W, 82-65)
Most Blocked Shots: 6 by Jamaal Magloire, 2/19/97 (W, 75-61)
Most 3-Point FG: 7 by Patrick Sparks, 2/26/05 (W, 78-71)
Most Points by Alabama: 101 in Montgomery, Ala., 2/25/56 (L, 101-77)

VS. ARKANSAS


Most Points: 99 in Atlanta, Ga., 3/7/98 (W, 99-74)
Largest UK margin of Victory: 37 in Lexington, 12/13/48 (76-39)
Times scored 100 pts.: n/a
Overtime games: 2-0, Last time 1/17/98 (W, 80-77)
Most Points (Individual): 31 by Tony Delk, 1/29/95 (L, 94-92)
Most Rebounds (Indiv.): 20 by Jared Prickett, 2/9/94 (L, 90-82)
Most Assists: 11 by Cliff Hawkins, 2/18/04 (W, 73-56)
Most Steals: 5 by Wayne Turner, 1/26/97 (W, 83-73);
 5 by Rajon Rondo, 1/29/06 (W, 78-76)
Most Blocked Shots: 4 by Walter McCarty, 2/11/96 (W, 88-73);
 4 by Walter McCarty, 3/9/96 (W, 95-75);
 4 by Nazr Mohammed, 1/26/97 (W, 83-73)
 4 by Marquis Estill, 2/23/02 (W, 71-58)
Most 3-Point FG: 6 by Tony Delk, 1/29/95 (L, 94-92)
Most Points by Arkansas: 105 in Lexington, 1/25/92 (L, 105-88)

VS. AUBURN

Most Points: 119 in Lexington, 2/10/75 (W, 119-76)
Largest UK margin of Victory: 68 in Louisville, Ky., 2/28/47 (84-18)
Times scored 100 pts.: 13, Last 3/21/91 in Lexington, Ky. (W, 114-93)
Overtime Games: 2-3, Last time 2/2/85 (W, 49-47)
Most Points (Individual): 42 by Dan Issel, 3/2/70 (W, 102-81)
Most Rebounds (Indiv.): 19 by Johnny Cox, 2/24/58 (L, 64-63)
 19 by Jim Andrews, 2/5/73 (W, 88-57)
Most Assists: 13 by Dirk Minnefeld, 2/3/82 (L, 83-81 OT)
Most Steals: 5 by Jared Prickett, 3/7/97 (W, 92-50)
Most Blocked Shots: 6 by Melvin Turpin, 2/12/83 (W, 71-69)
 6 by Reggie Hanson, 1/24/90 (L, 74-70)
Most 3-Point FG: 6 by Rex Chapman, 1/3/87 (W, 63-60)
Most Points by Auburn: 99 in Auburn, Ala., 2/11/74 (L, 99-97 OT)

VS. FLORIDA

Most Points: 110 in Lexington, Ky. 2/14/70 (W, 110-66)
Largest UK margin of Victory: 56 in Louisville, Ky., 3/4/48 (87-31)
Times scored 100 pts.: 5, Last 3/8/96 in New Orleans, La., (W, 100-76)
Overtime Games: 0-1, Last time 1/19/08 (L, 81-70)
Most Points (Individual): 37 by Dan Issel (Two times: 1/10/70 & 2/14/70)
Most Rebounds (Indiv.): 24 by Dan Issel, 12/4/67 (W, 99-76)
Most Assists: 7 by Ramel Bradley, 3/5/08 (W, 71-63)
Most Steals: 6 by Anthony Epps, 2/15/97 (W, 85-56)
Most Blocked Shots: 11 by Dicky Beal, 2/13/84 (W, 67-65)
Most 3-Point FG: 8 by Cameron Mills, 2/1/98 (L, 86-78)
Most Points by Florida: 95 in Gainesville, Fla., 2/4/06 (L, 95-80)



Rex Chapman made a team-record six three-pointers at Auburn in 1987.



Rajon Rondo had five steals against Arkansas in 2006. That tied the UK record for most steals against the Razorbacks.

VS. GEORGIA

Most Points: 143 in Louisville, Ky., 2/27/56 (W, 143-66)
Largest UK margin of Victory: 77 in Louisville, Ky., 2/27/56 (143-66)
Times scored 100 pts.: 11, Last 2/15/71 in Athens, Ga., (W, 107-95)
Overtime Games: 5-3, Last 3/15/08 in Atlanta, Ga., (L, 60-56)
Most Points (Individual): 42 by Melvin Turpin, 3/8/84 (W, 92-79)
Most Rebounds (Indiv.): 23 by Mike Phillips, 2/9/76 (L, 86-81)
Most Assists: 10 by Kyle Macy, 2/27/78 (W, 78-67)
 10 by Roger Harden, 1/28/84 (W, 64-40);
 10 by Dicky Beal, 3/8/84 (W, 92-79);
 10 by Roger Harden, 2/24/85 (L, 79-77)
Most Steals: 6 by Reggie Hanson, 2/3/90 (W, 88-77)
 6 by Jamal Mashburn, 2/3/91 (W, 96-84)
Most Blocked Shots: 5 by Reggie Hanson, 2/3/91 (W, 96-84)
Most 3-Point FG: 5 by Derrick Miller (5-7), 12/30/86 (L, 69-65)
 5 by Tony Delk (5-7), 1/8/94 (L, 94-90)
Most Points by Georgia: 106 in Athens, Ga., 1/3/90 (L, 106-91)

VS. LSU

Most Points: 129 in Baton Rouge, La., 1/16/96 (W, 129-97)
Largest UK margin of Victory: 47 in Lexington, 3/4/95 (127-80)
Times scored 100 pts.: 17, Last 1/16/96 in Baton Rouge, La. (W, 129-97)
Overtime Games: 2-1, Last 3/12/05 (W, 79-78)
Most Points (Individual): 51 by Dan Issel, 2/21/70 (W, 121-105)
Most Rebounds (Indiv.): 29 by Dan Issel, 2/22/69 (W, 103-89)
Most Assists: 13 by Anthony Epps, 3/4/95 (W, 127-80)
Most Steals: 7 by John Pelphrey, 2/15/90 (W, 100-95)
Most Blocked Shots: 9 by Andre Riddick, 3/14/93 (W, 82-65)
Most 3-Point FG: 7 by Jeff Brassow, 1/13/90 (L, 94-81)
Most Points by LSU: 107 in Baton Rouge, La., 2/5/91 (L, 107-88)

VS. MISSISSIPPI STATE

Most Points: 118, in Starkville, Miss., 3/8/75 (W, 118-80)
Largest UK margin of Victory: 44, in Lexington, 2/11/52 (110-66)
Times scored 100 pts.: 11, Last in Lexington, 12/4/89 (W, 102-97)
Overtime Games: 3-3, Last 3/9/07 (L, 84-82 OT)
Most Points (Individual): 34 by Jim Andrews, 1/10/72 (W, 104-76)
Most Rebounds (Indiv.): 21 Jim Andrews, 2/12/73 (W, 100-87 OT)
Most Assists: 13 by Dirk Minnefield, 1/23/80 (W, 89-67)
Most Steals: 8 by Rajon Rondo, 2/19/05 (W, 94-78)
Most Blocked Shots: 6 by Marquis Estill, 1/5/02 (L, 74-69 OT)
Most 3-Point FG: 6 by Derek Anderson, 1/7/97 (W, 90-61)
Most Points by Miss. State: 97 in Lexington, 12/4/89 (W, 102-97)

VS. OLE MISS

Most Points: 121 in Lexington, 2/6/71 (W, 121-86)
Largest UK margin of Victory: 58 in Owensboro, Ky., 1/3/52 (116-58)
Times scored 100 pts.: 10, Last in Lexington, 1/24/77 (W, 100-73)
Overtime Games: n/a
Most Points (Individual): 53 by Dan Issel, 2/7/1970 (W, 120-85)
Most Rebounds (Indiv.): 30 by Cotton Nash, 2/8/64 (W, 102-59)
Most Assists: 12 by Rajon Rondo, 2/22/06 (W, 80-40)
Most Steals: 7 by Reggie Hanson, 2/16/91 (W, 89-77)
Most Blocked Shots: 6 by Walter McCarty, 1/6/96 (W, 90-60)
Most 3-Point FG: 6 by John Pelphrey, 1/16/91 (W, 95-85)
Most Points by Ole Miss: 95 in Oxford, Miss., 1/2/71 (W, 103-95)

VS. SOUTH CAROLINA

Most Points: 126 in Lexington, 12/10/79 (W, 126-81)
Largest UK margin of Victory: 45 in Lexington, 12/10/79 (126-81)
Times scored 100 pts.: Two, Last in Columbia, SC, 1/23/93 (W, 108-82)
Overtime Games: 0-1, Last 2/4/97 (L, 84-79)
Most Points (Individual): 35 by Joe Crawford, 3/5/08 (W, 71-63)
Most Rebounds (Indiv.): 17 by Jared Prickett, 1/26/94 (W, 79-67)
Most Assists: 12 by Anthony Epps, 2/1/95 (W, 90-72);
 12 by Allen Edwards, 1/13/98 (W, 91-70)
Most Steals: 5 by Athony Epps, 2/1/95 (W, 90-72)
Most Blocked Shots: 4 by Sam Bowie, 12/10/79 (W, 126-81);
 4 by Jamaal Magloire, 2/28/98 (W, 69-57);
 4 by Jamaal Magloire, 2/5/00 (W, 76-63)
Most 3-Point FG: 6 by Jeff Sheppard, 2/28/98 (W, 69-57)
Most Points by S. Carolina: 84 in Columbia, S.C., 2/4/97 (L, 84-79 OT)

VS. TENNESSEE

Most Points: 104 in Lexington, 3/5/55 (W, 104-61)
Largest UK margin of Victory: 61 in Lexington, 3/12/93 (101-40)
Times scored 100 pts.: 5, Last in Knoxville, Tenn., 2/14/01 (W, 103-95)
Overtime Games: 5-7, Last 3/11/05 (W, 69-68)
Most Points (Individual): 42 by Cliff Hagan, 3/1/52 (W, 81-66)
Most Rebounds (Indiv.): 28 by Mike Phillips, 1/10/76 (L, 90-88 OT)
Most Assists: 12 by Roger Harden, 2/28/85 (W, 92-67)
Most Steals: 7 by Jared Prickett, 3/12/93 (W, 101-40)
Most Blocked Shots: 5 by John Pelphrey, 1/20/90 (W, 95-83);
 5 by Nazr Mohammed, 2/11/98 (W, 80-74)
Most 3-Point FG: 8 by Derrick Miller, 1/20/90 (W, 95-83)
Most Points by Tennessee: 107 in Knoxville, Tenn., 1/21/92 (L, 107-85)

VS. VANDERBILT

Most Points: 120 in Nashville, Tenn., 2/7/96 (W, 120-81)
Largest UK margin of Victory: 69 in Louisville, Ky., 2/27/47 (98-29)
Times scored 100 pts.: 16, Last in Lexington, 3/5/03 (W, 106-44)
Overtime Games: 4-1, Last 1/12/08 (W, 79-73)
Most Points (Individual): 42 by Louie Dampier, 2/2/66 (W, 105-90)
Most Rebounds (Indiv.): 22 by Dan Issel, 1/6/68 (W, 94-78)
Most Assists: 10 by Dirk Minnefield, 1/23/82 (W, 67-58);
 10 by Anthony Epps, 2/22/97 (W, 82-79)
Most Steals: 6 by Jamal Mashburn, 1/15/92 (W, 84-71)
Most Blocked Shots: 8 by Andre Riddick, 12/17/93 (W, 97-61)
Most 3-Point FG: 6 by Travis Ford, 1/13/93 (L, 101-86)
Most Points by Vanderbilt: 110 in Nashville, Tenn., 3/4/67 (L, 110-94)

UNPARALLELED TRADITION**February 18, 1903**

State College (Kentucky) records its first win, an 11-10 decision over Lexington YMCA. The Wildcats finished that first season with a 1-2 record.

February 18, 1909

With a 28-23 win over Cincinnati, Kentucky clinched its first winning season in school history. Following a "Senior Day" loss to Central University, the Wildcats ended the year with a 5-4 record.

January, 1910

E. R. Sweetland signs a three-year pact as State's Director of Athletics and its first basketball coach.

March 1, 1912

Kentucky defeats Georgetown College, 19-18, to complete the season with a perfect 9-0 record and earn its first title as Southern Champions.

March 1, 1921

Kentucky upsets Tulane, Mercer, Mississippi A&M and Georgia to win the first Southern Intercollegiate Athletic Association basketball championship. Hundreds of Wildcats fans await "play-by-play" via telegraph, and greet the team's train with a celebration and parade in downtown Lexington. It is believed to be the first college basketball tournament ever played.

Spring, 1921

Basil Hayden becomes UK's first All-America basketball player.

January 21, 1922

The Wildcats beat Louisville, 29-22, for their 100th victory.

Dec. 13, 1924

The Wildcats defeat Cincinnati in their first game in the new, 2,800-seat, \$100,000 Alumni Gymnasium.

March 21, 1930

A Freeport, Ill., high school coach named Adolph Rupp is named head basketball coach at the University of Kentucky.

Dec. 18, 1930

UK defeats Georgetown College, 67-19, for the first of Adolph Rupp's 876 victories.

Feb. 28, 1933

UK wins the first Southeastern Conference Tournament Championship by defeating Mississippi State, 46-27, in Atlanta.

Feb. 17, 1934

UK establishes a national record with its 23rd consecutive win (47-27 over Vanderbilt). Near riot erupts as fans vie for seats in Alumni Gym.

Feb. 14, 1938

Joe Hagan's 48-foot shot with 12 seconds left lifts the Wildcats over Marquette, 35-33. After the game, Gov. A. B. "Happy" Chandler pounds a nail into the floor to mark the spot where the shot was taken.

March 20, 1942

After winning its sixth SEC championship, UK wins its first NCAA Tournament game, 46-44, over Illinois.

March 20, 1946

UK wins Rupp's first national title, with a 46-45 victory over Rhode Island.

March 24, 1947

Before a Madison Square Garden record crowd of 18,493, Wat Misaka held Ralph Beard to two points and Utah ended the Wildcats' bid for back-to-back NIT Championships.

March 23, 1948

Adolph Rupp's "Fabulous Five" wins UK's first NCAA Championship, 58-42, over Baylor. The team is met in Lexington by 15,000 fans and given a parade on a fire truck.

August 13, 1948

The U.S. Olympic basketball team, featuring Kentucky's "Fabulous Five," wins the gold medal by defeating France, 64-21, at Wembley Stadium in London.

March 8, 1949

Kentucky ends the year ranked No. 1 in the first season of the Associated Press basketball poll.

March 26, 1949

UK wins its second consecutive NCAA championship, defeating Oklahoma A&M, 46-36, in Seattle.

Dec. 1, 1950

UK plays its first game in the new, \$3.9 million, 11,500-seat Memorial Coliseum. Skeptics label the building a "white elephant."

March 27, 1951

UK wins its third NCAA title, defeating Kansas State, 68-58, in the finals in Minneapolis.

1952-53

UK's season is suspended by the NCAA.

Dec. 5, 1953

Cawood Ledford broadcasts his first game as the radio "Voice of the Wildcats."

March 9, 1954

Kentucky beats LSU, 63-56, in an SEC playoff game to cap a perfect 25-0 season and finish with the nation's No. 1 ranking.

Jan. 8, 1955

Fans are stunned as Georgia Tech defeats UK, 59-58, in Memorial Coliseum, ending a 129-game home winning streak that still stands as a national record.

Dec. 7, 1957

What was then referred to as "the longest game in UK history" proves fruitful for the Wildcats as they defeat Temple 85-83 in three over-

times. Vernon Hatton scores UK's final six points to edge the Owls.

March 21, 1958

In the Wildcats' first game in Freedom Hall Vernon Hatton's layup with 17 seconds left pushes the Wildcats past Temple, 61-60, and into the NCAA Championship game.

March 22, 1958

UK wins its fourth NCAA title by defeating Seattle, 84-72, in Louisville. The "Fiddlin' Five" was led by Vernon Hatton's 30 points. The win gave Rupp his most coveted title, the one he vowed to win after the NCAA had suspended UK's 1953 season.

March 19, 1966

In one of the biggest upsets in NCAA Tournament history, top-ranked UK, featuring "Rupp's Runts," loses in the NCAA Championship game, 72-65, to Texas Western.

Jan. 27, 1968

At the time, it was believed that Adolph Rupp became college basketball's all-time winningest coach when the Wildcats overcame a record-setting 52-point performance by LSU's Pete Maravich to defeat the Tigers, 121-95. Years later, it was discovered that he had achieved that feat on Feb. 18, 1967, with a 103-74 win over Mississippi State.

Jan. 18, 1969

On the road against its long-time rival, UK became the first team in college basketball history to win 1,000 games, defeating Tennessee, 69-66.

June 9, 1969

Tom Payne, a seven-foot All-American from Louisville, becomes the first black player to sign with the University of Kentucky.

Feb. 28, 1970

Dan Issel becomes UK's first player to score 2,000 career points as UK defeats Vanderbilt, 90-86.

March 14, 1970

Dan Issel scores his 2,138th point, etching his name into the record

book as UK's all-time leading scorer. The top-ranked Wildcats are upset by Jacksonville, 106-100, in the NCAA Tournament.

March 18, 1972

Adolph Rupp coaches his last game at UK, a 73-54 loss to Florida State in the NCAA Tournament.

Dec. 2, 1972

Joe B. Hall coaches his first game as head coach at UK, a 75-66 win at Michigan State. UK goes on to win the SEC Championship and finish 22-8 during Hall's inaugural season.

March 22, 1975

UK upsets undefeated Indiana in the Midwest Regional semifinals to earn a trip to the Final Four. Before the title game with UCLA, legendary coach John Wooden announces his retirement. The Bruins go on to defeat UK, 92-85, on March 31.

March 8, 1976

Jack Givens keys a late rally as UK outlasts Mississippi State, 94-93 in overtime, in the last game played at Memorial Coliseum.

March 21, 1976

UK wins its second NIT Championship by defeating North Carolina-Charlotte, 71-67 in New York.

Nov. 27, 1976

UK defeats Wisconsin, 72-64, in the new, 23,000-seat, \$53 million Rupp Arena. Rick Robey scores the first goal in Rupp with 19:30 left to play in the first half.

Dec. 10, 1977

As top-ranked UK is defeating Kansas on "Adolph Rupp Night" in Allen Field House on Naismith Drive in Lawrence, Kansas, Rupp dies. Thousands would participate in the funeral procession in Lexington.

March 27, 1978

Jack "Goose" Givens scores 41 points as UK wins its fifth NCAA Championship, 94-88, over Duke in

St. Louis. More than 10,000 fans greet the team at Blue Grass Airport and 15,000 more celebrate at Memorial Coliseum

March 26, 1983

In the first meeting between the schools in 24 years, Louisville defeats UK 80-68 in overtime to earn a trip to the Final Four.

March 31, 1984

Georgetown outscores UK 23-2 at the start of the second half to defeat the Wildcats, 53-40, in the NCAA semifinal game in Seattle.

March 22, 1985

Joe B. Hall announces his retirement after UK loses to St. John's, 86-70, in the NCAA West Regional in Denver.

Nov. 22, 1985

Eddie Sutton coaches his first game at Kentucky, a 77-58 win over Northwestern (La.) State.

Dec. 29, 1986

Following the Wildcats' 85-51 win at Louisville on Dec. 27, more than 19,000 fans filled Freedom Hall for a Kentucky practice to usher in the era of school-boy legend Rex Chapman.

March 10, 1989

Kentucky finishes the year with a 13-19 record, its first losing mark in 61 seasons.

March 19, 1989

In the wake of an NCAA investigation, Eddie Sutton resigns as UK basketball coach.

May 19, 1989

The NCAA places Kentucky's basketball program on probation.

June 2, 1989

Rick Pitino is named head basketball coach at Kentucky.

June, 1990

Rick Pitino makes history by naming Bernadette Locke, a former assistant for the Georgia Lady Bulldogs bas-

ketball team, to his coaching staff at Kentucky.

March 2, 1991

Before a crowd of 24,310 at Rupp Arena, Kentucky defeats Auburn, 114-93, to claim the best record in the Southeastern Conference and end its two-year probation.

March 15, 1992

Eligible for postseason play for the first time in three years, Kentucky dominates Alabama, 80-54, to take its 16th SEC Tournament Championship.

March 28, 1992

In what many called the "best NCAA Tournament game ever," Kentucky takes defending NCAA champion Duke into overtime before losing 104-103 in the East Regional finals in Philadelphia. A last-second shot by Christian Laettner sends Duke to the Final Four, and breaks the hearts of Wildcat fans everywhere. It is Cawood Ledford's last game as the "Voice of the Wildcats."

April 3, 1993

Kentucky faces Michigan in the NCAA semifinals, marking UK's 10th Final Four appearance. An 81-78 overtime loss to the Wolverines ended Kentucky's season at 30-4 and marked All-American Jamal Mashburn's last game in UK blue.

Feb. 15, 1994

Trailing by 31 points with 15:34 remaining in the game at LSU, the Wildcats pull off a Mardi Gras miracle. Connecting on 11 three-pointers and outscoring the Bayou Bengals 62-27 during the final 15:34, UK storms back to a 99-95 victory – the greatest comeback in UK history.

March 2, 1996

With a 101-63 victory over Vanderbilt in Rupp Arena on Senior Day, UK became the first team in 40 years to finish with a perfect record in the SEC, a 16-0 sweep. It was the Wildcats' 25th win in a row, tying the school record for consecutive wins in a season. Two

games later, they set the new record at 27 games.

April 1, 1996

After avenging an early season loss to UMass with a win in the NCAA semifinals two days before, UK squashes a late Syracuse rally to win its sixth national title, 76-67.

May 20, 1996

The championship squad makes an official visit to the White House at the invitation of President Clinton. Tony Delk and Mark Pope present President Clinton and Vice President Al Gore with UK jerseys.

March 31, 1997

Despite losing its star, Derek Anderson, to a knee injury on Jan. 18, UK returns to defend its NCAA title in the National Championship game, falling in overtime to Arizona, 84-79. It would be the final game with Rick Pitino as coach.

May 6, 1997

Rick Pitino announces his resignation at Kentucky to take the challenge of rebuilding the NBA's most storied franchise, the Boston Celtics.

May 12, 1997

UK's director of athletics, C.M. Newton, introduced Orlando "Tubby" Smith as head coach.

Nov. 20, 1997

It was the dawning of an era as new head coaches Tubby Smith and Morehead State's Kyle Macy tipped off the season in Rupp Arena. Smith won his first game at UK, 88-49, over the former UK All-American and his Eagles.

March 22, 1998

In one of the most anticipated matchups of the NCAA Tournament, UK roars back from a 17-point deficit with 9:38 remaining to defeat Duke, 86-84. The victory buried the nightmare of UK-Duke '92 and advanced the Wildcats to their third straight Final Four.

March 30, 1998

The "Comeback Cats" rallied from a 10-point halftime deficit to defeat Utah, 78-69, winning UK's second national title in three years, its seventh overall.

Sept. 5, 2001

After a long illness, Cawood Ledford dies at his home in Harlan. A planned tribute at Rupp Arena was canceled following the "9/11" terrorists attacks.

Dec. 8, 2001

Kentucky beats North Carolina for the Cats' 1,800th victory, the first college basketball team to reach that milestone.

March 16, 2003

After running the table in regular-season Southeastern Conference play, Kentucky defeats Mississippi State, 64-57, in the finals of the SEC Tournament to secure its 24th league tourney crown and complete a 19-0 season sweep of conference opponents. It marked the first time the feat had been accomplished in 51 seasons.

April 6, 2007

Billy Gillispie is named Kentucky's new head basketball coach. He is introduced to a crowd of more than 4,000 fans at a pep rally announcing his hiring. Gillispie replaced Tubby Smith, who left after 10 seasons at the helm of Kentucky basketball to become the head coach at Minnesota.

March 31, 2008

Long time Kentucky basketball manager Bill Keightley passed away at the age of 81 in Cincinnati. Affectionately known as "Mr. Wildcat", he had been associated with the Wildcats' basketball program since 1962. Keightley, who manned the "Bill Keightley Equipment Room" in Memorial Coliseum, was as much a fixture around UK basketball as the seven national championship trophies on display in the Joe Craft Center. A crowd of over 3,000 payed their respects at a tribute to Mr. Keightley held in Rupp Arena. Former players, coaches and managers traveled from across the country to eulogize him.

KENTUCKY

48

49

51

58

78

96

98



CONTINUED SUCCESS

Former Wildcat Rajon Rondo (below) started at point guard for the 2008 NBA World Champion Boston Celtics. He is the sixth former UK player to win an NBA Championship in the last five years.



AS GOOD AS GOLD

Former Kentucky All-American and NBA standout Tayshaun Prince (right) was a member of the gold-medal winning US Team at the 2008 Summer Olympics in Beijing, China. He is the 10th Wildcat basketball player in school history to win Olympic gold.



WILDCATS

