

1948

1949

1951

1958

1978

1996

1998

UK[®]



KENTUCKY

2011-12 WILDCAT BASKETBALL

SEC TOURNAMENT
TITLES

27



KENTUCKY

RELENT

ON THE COURT. IN THE CLASSROOM. IN LIFE



75
NO. 1 RECRUITING
CLASSES

1948 1949 1951 1958 1978 1996 1998

TABLE OF CONTENTS

MEDIA 1-14

TV Chart	2
Quick Facts	3
Media Policies	4-6
Athletics Directory	7
Wildcats on the Air	8-9
Media Outlets	10-12
Maps	13-14

PLAYERS 16-42

Roster	16
Miscellaneous Roster Notes	17
Player Bios	18-42

STAFF 44-61

John Calipari	44-48
Orlando Antigua	49
Kenny Payne	50
John Robic	51
Support Staff	52-59
President Eli Capilouto	60
AD Mitch Barnhart	61

2010-11 REVIEW 62-101

2010-11 Stats	62-73
2010-11 Departed Letterwinners	74
2010-11 Game Recaps	75-101

OPPONENTS/SCHEDULE 102-114

Alabama, Arkansas, Arkansas-Little Rock	102
Auburn, Florida, Georgia	103
Indiana, Kansas, Lamar	104
Louisville, Loyola, LSU	105
Marist, Mississippi State, Morehouse	106
North Carolina, Old Dominion, Ole Miss	107
Penn State, Portland, Radford	108
Samford, South Carolina, South Florida	109
St. John's, Tennessee, Tennessee-Chattanooga ..	110
Transylvania, Vanderbilt, SEC	111
2011-12 Tournament Schedule	112-113

HISTORY AND TRADITION 115-286

National Champions	115-122
Champion Kentucky Coaches	123-126
Lettermen	127-130
Wildcats in the NBA	131-133
Retired Jerseys	134-136
All-Americans and Hall of Fame	137-138
Awards and Honors	139-143
Kentucky in the NCAA	144-150

Year-by-Year in the NCAA	151-153
NCAA Final Four Results	154-155
UK in the SEC	156-160
UK in the National Rankings	161-162
Rupp Arena	163-169
Alumni Gym and Memorial Coliseum	170-171
Freedom Hall	172-174
UK Hall of Fame	175
Biggest Games	176-180
Year-by-Year Team Stats	181-185
Scoring	186-187
Year-by-Year Scoring Total Points	188-189
Field Goals	190-192
Free Throws	193-195
Three-Point Field Goals	196-197
Rebounding	198-199
Assists	200-201
Blocks	202-203
Steals	204-205
Miscellaneous	206-207
Streaks	208-209
Overtime	210-211
1,000 Point Club	212-222
Year-by-Year Results	223-226
All-Time Results	227-257
Series Records vs. All Opponents	258-259
Kentucky vs. DI Conferences	260-261
Scores vs. All Opponents	262-279
UK Bests vs. SEC Opponents	280-281
Timeline	282-286



TELEVISION CHART



Darius Miller

6-8 • 225 • Sr. • G
Maysville, Ky.
(Mason County)



Terrence Jones

6-9 • 252 • So. • F
Portland, Ore.
(Jefferson)



Jon Hood

6-7 • 215 • Jr. • G
Madisonville, Ky.
(North Hopkins)



Jarrod Polson

6-2 • 185 • So. • G
Nicholasville, Ky.
(West Jessamine)



Twany Beckham

6-5 • 205 • Jr. • G
Louisville, Ky.
(Mississippi State)



Ryan Harrow

6-2 • 175 • So. • G
Marietta, Ga.
(N.C. State)



Sam Malone

5-11 • 190 • Fr. • G
Scituate, Mass.
(Scituate)



Michael Kidd-Gilchrist

6-7 • 232 • Fr. • F
Somerdale, N.J.
(St. Patrick)



Doron Lamb

6-4 • 210 • So. • G
Queens, N.Y.
(Oak Hill Academy)



Stacey Poole, Jr.

6-4 • 200 • So. • G
Jacksonville, Fla.
(Providence)



Anthony Davis

6-10 • 220 • Fr. • F
Chicago, Ill.
(Perspectives Charter)



Marquis Teague

6-2 • 189 • Fr. • G
Indianapolis, Ind.
(Pike)



Eloy Vargas

6-11 • 244 • Sr. • F
Moca, D.R.
(Miami-Dade CC)



Brian Long

5-9 • 150 • Fr. • G
Dumont, N.J.
(River Dell)



Kyle Wiltjer

6-9 • 239 • Fr. • F
Portland, Ore.
(Jesuit)



John Calipari
Head Coach

3rd Year at UK
Clarion, 1982



Orlando Antigua
Assistant Coach

3rd Year at UK
Pittsburgh, 1995



Kenny Payne
Assistant Coach

2nd Year at UK
Louisville, 2003



John Robic
Assistant Coach

3rd Year at UK
Denison, 1986

2011-12 QUICK FACTS

INSTITUTE PERSONNEL

President: Dr. Eli Capilouto (Alabama '71)
Faculty Representative: Joseph L. Fink III
 (Philadelphia College of Pharmacy & Science, 1970)
Athletics Director: Mitch Barnhart (Ottawa '81)
Athletics Phone Number: 859.257.8000

MEDIA INFORMATION

Basketball Contact: DeWayne Peevy (Montevallo '96)
Peevy's Email: dewayne.peevey@uky.edu
Peevy's Phone: 859.227.1779
Asst. Basketball Contact: John Hayden (Alabama, '98)
Hayden's Email: john.hayden@uky.edu
Hayden's Phone: 859.559.9399
Office Phone: 859.257.3838
Office Fax: 859.323.4310
Office Address: UK Media Relations,
 Joe Craft Center, 338 Lexington Ave
 Lexington, KY 40506-0019
Rupp Arena Press Row Phone: 859.252.3602
Internet Site: UKAthletics.com

BASKETBALL STAFF

John Calipari (Clarion, '82)
Overall College Coaching Record:
 Total467-150 (19 years) .757
 On-Court Total509-152 (19 years) .770
 UMass193-71 (8 years) .731
 Memphis252-69 (9 years) .785
 Kentucky64-12 (2 years) .842
NCAA Appearances (Rec):
 Total11 (23-11)
 On-Court Total13 (32-13)
Coaching Staff:
 Orlando Antigua (Pittsburgh, '95)
 Kenny Payne (Louisville, '03)
 John Robic (Denison, '86)
Assoc. AD/Basketball Operations:
 Chris Woolard (UCLA, 1997)
Special Assistant to the Head Coach:
 Rod Strickland (DePaul)
Administrative Assts.: Lunetha Pryor, Linda Carmack
Trainer: Chris Simmons (Memphis, '02)
Strength Coach: Mike Malone (Mount Union Coll., '01)
Team Physicians: Dr. Scott Mair, Dr. James Jagger
Best Time To Contact Coach Calipari:
 Coordinate through SID — DeWayne Peevy

UK IMG SPORTS NETWORK

Network Coordinator:
 Mike Dodson (859.226.4390)
 546 East Main Street, Lexington, KY 40502

RADIO NETWORK

Play-by-play Announcer:
 Tom Leach (859.224.1147)
 228 South Ashland, Lexington, KY 40502

Analyst:
 Mike Pratt (812.989.2802)
 714 W Main St, Louisville Ky 40202

UK VIDEOTAPE FOOTAGE

UK Athletics Video
 Tim Asher (859.257.4830)

2010-11 REVIEW

Record: 29-9 (10-6 SEC, 3rd Overall/2nd in East)
Home: 15-0, **Away:** 4-7, **Neutral:** 10-2
SEC Postseason Record: 3-0
 Defeated Ole Miss, 75-66
 (Quarterfinals, Atlanta, GA)
 Defeated Alabama, 72-58
 (Semifinals, Atlanta, GA)
 Defeated Florida, 70-54
 (Finals, Atlanta, GA)
NCAA Postseason Record: 4-1
 Defeated Princeton, 59-57
 (2nd Round, Tampa, Fla.)
 Defeated West Virginia, 71-63
 (3rd Round, Tampa, Fla.)
 Defeated Ohio State, 62-60
 (Sweet 16, Newark, NJ)
 Defeated North Carolina, 76-69
 (Elite Eight, Newark, NJ)
 Lost to UConn, 56-55
 (Final Four, Houston, Texas)
Starters Returning/Lost: 3/3
Letterwinners Returning/Lost: 7/3
Top Ret. Scorer: Terrence Jones - 15.7 ppg
Top Ret. Rebounder: Terrence Jones - 8.8 rpg
Top Ret. FG% (min. 100 FGA): Doron Lamb - 49.7%
Top Ret. FT% (min. 30 FTA): Darius Miller - 85.3%
Pct. of Offense Returning: 55.2%

The 2011-12 Kentucky Basketball Fact Book © 2011
 was published by the University of Kentucky Athletics
 Department, Mitch Barnhart, Director.

CREDITS

Written, Compiled & Edited by: DeWayne Peevy, John
 Hayden, Metz Camfield, Will Kindred, Deb Moore
Assistant Editors: Jamie Holloway, Julia Dyer

Design & Layout: Craig Hornberger, Cailyn Huston

Director of Photography: Chet White

Photography Credits: UK Athletics, *Lexington Herald-Leader*,
 NBA Photo, Chet White, Britney McIntosh

With Appreciation To:

Brooks Downing, Russell Rice, *The Cats' Pause*, Allan Black,
 Rena Vicini, Kelley Bozeman

Printing: Welch Printing

MEDIA POLICIES

SEC CREDENTIAL POLICY

By accepting or using a media credential ("Credential") for access to any game or athletic contest sponsored or hosted by the Southeastern Conference (the "SEC") or by any one or more of its member institutions (herein an "Event" or the "Events") each person and entity issued such a Credential (herein referred to, along with the employer of each such person, collectively as a "Bearer") agrees to the following terms and conditions:

General

Each Bearer must be and hereby represents that he or she is acting on a specific assignment for an accredited media agency and has a legitimate working function in connection with the Event attended. The Credential is not transferable and may be revoked at any time.

The rights and privileges granted to Bearer may be terminated if any term or condition for use of the Credential is breached. The unauthorized use of the Credential subjects the Bearer to ejection from the Event.

While within the Event venue, Bearer shall, at all times, adhere to the policies in place for the Event, abide by and respect access limitations, and accept and follow directions provided by the SEC or the SEC member institution(s) hosting the Event.

Bearer assumes all risks incidental to the performance by the Bearer of Bearer's services in connection with the Event and assumes all risks incidental to each Event, whether occurring before, during or after the actual playing of the Event, and agrees that the SEC, its member institutions, and their respective agents, employees, directors, officers, student-athletes, coaches, and contractors shall not be liable for bodily injury, property damage or theft losses suffered or incurred by Bearer at the Event. Bearer understands that sports contests are physical, and that in the normal course of play it is possible for balls, players, or other objects to leave the court, track, course, or field of play and impact spectators. Bearer hereby waives and releases any and all Claims (as defined below) against the SEC and its member institutions arising directly or indirectly from any such injury, including those attributable to their negligence or that of their agents.

In the event that the name or likeness of Bearer is included in any broadcast, telecast, photograph,

film, video or other media taken in connection with any Event, Bearer grants the SEC (or, if the media is controlled by a SEC member, grants such SEC member) the nonexclusive, transferable, perpetual right and license to use (and to sublicense the use of) such name and likeness in any media worldwide whether now known or thereafter devised.

Bearer agrees to indemnify and save harmless the SEC, its member institutions, and their respective agents, employees, directors, officers, student-athletes, coaches, and contractors, of and from any and all claims, liabilities, demands and causes of action asserted by persons and entities other than the SEC and its member institutions (jointly "Claims") arising out of any act or omission, or anything done or purported to have been done, by Bearer, including but not limited to Claims arising from Bearer's breach of any term or condition hereof. With respect to any Claim that might give rise to liability of the Bearer as an indemnitor, the indemnified party shall: (a) have the right to fully participate in the litigation of such claim with counsel selected by the indemnified party at the sole expense of the Bearer, and (b) not be obligated, without its consent, to participate in any settlement of such Claim.

SEC REAL-TIME INTERNET POLICY

By acceptance and use of an SEC media credential, the holder agrees to the following conditions for any and all athletic events hosted by the SEC and its member institutions:

1. The SEC and its member institutions grant a media organization a limited license to use certain gathered information on the media organization's own Internet or online site beginning at the start of an athletic event and up to the conclusion of such event, all subject to the following limitations and conditions:

(a) No more than 10 still photographs may be used for news coverage of the game and other editorial purposes during the event.

(b) Video tape may only be shown as part of a single, non-archived, online "simulcast" of a television station's regularly-scheduled news program.

(c) While a game is in progress, the use of textual statistical information is time-delayed and limited in amount (e.g., updates pertaining to score, injuries and national, conference or institutional

record-breaking performances, a condensed half-time story) so that an organization's Internet or online game coverage does not undercut the authorized and rights-paying fee organization's rights to play-by-play accounts of the game and/or exclusivity as to such rights.

2. Any proposed media use on an Internet or online sight of the game information that is more detailed and/or more than described above will require separate written authorization by the SEC and/or its member institutions. However, such written authorization will not permit the use of game information in entertainment contexts and will not authorize game coverage that, due to immediacy or detail, constitutes or approaches a play-by-play account of a game.

3. Should any of these conditions be breached, the SEC and/or its member institutions will issue a written warning for the first violation. If this violation occurs during the last game of the institutions' regularly-scheduled season, the media organization may not be credentialed for the SEC Tournament. A second violation of this policy will result in revocation of credentials to cover future basketball games hosted by the SEC and/or its member institutions.

CREDENTIAL REQUESTS

Requests for single games credentials should be made as far in advance as possible and no later than five (5) days prior to game day online at www.sportssystem.com/Kentucky.

Jamie Holloway
Office Coordinator
859.257.3838
jamie.holloway@uky.edu

Interview Policies-General

All interviews with University of Kentucky basketball players or staff members must be arranged through the Media Relations office. Media should never contact a player or coach directly. The Wildcat Lodge, team locker rooms, and other team quarters are private team areas. Media members are not permitted in these areas unless accompanied by appropriate University personnel.

Practice/Press Conferences

UK basketball practices will be open to a select number of media members each session. No cell phones are allowed in the practice facility.

Player interviews are conducted prior to practices and will be available to all UK media

on the Joe Craft Center practice court.

Coach John Calipari will meet with members of the media immediately following player interviews either on the practice court or in the Memorial Coliseum media room.

Media will be allowed to shoot video and still photography for five minutes at the start of practice each session. After the five-minute mark all media must clear the practice floor and approved media members will be escorted to the viewing deck for the conclusion of practice.

All player interview and practice access requests are due by 10:00 am ET on the day of each practice session.

Gameday shoot-arounds are closed to the media.

Telephone Player Interviews

Request telephone interviews at least 24 hours in advance through the Media Relations office. Telephone requests will be scheduled when players' schedules allow.

Radio Call-In Shows/Internet Chats

As specified by the Southeastern Conference, no players will be allowed to participate in live radio shows or on live chat sessions on the Internet other than school owned broadcasts.

Postgame Interviews

Following each game, there is a 20-minute cooling-off period, during which time the players shower and dress. Approximately 10 minutes after the game ends, Coach Calipari conducts his postgame press conference while a player is taken to the UK IMG Sports Network. Following Coach Calipari's press conference and the cooling-off period, selected UK players are brought to the media interview room. UK's locker room will be open for post-game interviews on a game-by-game basis.

UKathletics.com

The official Web site for University of Kentucky Athletics is updated 24 hours before each game with the latest game notes and quotes from Coach John Calipari and selected players.

Following each game, the site will post a game box score with summary, postgame quotes and notes from all home games and updated season statistics.

Cat Scratches

The official blog of UK Athletics provides Wildcat fans with an all-access view into the world of UK Athletics. For 24 hours a day, seven days a week, the blog provides the latest news surrounding the UK program and offers Wildcat fans the opportunity to take a behind-the-scenes look at what goes on inside the UK athletics program.

Cat Scratches features breaking news and announcements, in-depth features on players and coaches, live in-game updates of UK sports, e-mail questions from fans, practice reports from all the Wildcat teams and much, much more.

UK Interactive

Kentucky Athletics Interactive, which can be accessed at <http://kentucky-interactive.com>, was launched to inform the public, about the UK Athletics Department and its mission.

The primary goal of the Interactive website is to provide online visitors with a broad overview of the UK Athletics program and each of its 22 varsity sports in an innovative and entertaining way. The hope of the site is to provide an accurate glimpse of what it means to study and compete as a nationally prominent student-athlete at UK.

Accessing Publicity Photos/Logos

Media members wishing to obtain photos and logos of the University of Kentucky men's basketball team may do so by utilizing the XOS Vault System. Please contact a member of the UK Media Relations Office for the website and login information.

SEC SERVICES

John Calipari, along with the other 11 conference coaches, will participate in the Southeastern Conference's teleconference call. The calls are conducted Wed., January 4 and every Mon., Jan. 9 through March 5. For the phone number to participate, contact the SEC Media Relations office at 205.458.3010. Information also can be obtained on the web at www.secsports.com.

Teleconference Schedule (ET)

11:00 a.m. Kevin Stallings (VU)
 11:07 a.m. Billy Donovan (UF)
 11:14 a.m. Darrin Horn (USC)
 11:21 a.m. Mark Fox (UG)
 11:28 a.m. Trent Johnson (LSU)
 11:35 a.m. John Calipari (UK)
 11:42 a.m. Cuonzo Martin (UT)
 11:49 a.m. Mike Anderson (ARK)
 11:56 a.m. Anthony Grant (UA)
 12:03 p.m. Tony Barbee (AU)
 12:10 p.m. Andy Kennedy (UM)
 12:17 p.m. Rick Stansbury (MS)

Radio/TV Rights

Broadcasting rights to UK games are assigned exclusively to the UK IMG Sports Network. One reciprocal rights fee waiver is guaranteed opponent schools visiting Lexington. Call Mike Dodson, network coordinator, at 859.226.4390. Two phone lines and an ISDN line are available for visiting radio.

Video Highlights

UK Video Services can provide highlight footage of most UK games. Contact Greg Gorham at 859.257.4087 to request assistance.

GAMEDAY MEDIA SERVICES**Media Parking**

A limited number of spots are available at Rupp Arena. The city of Lexington assesses a charge for parking privileges. Requests should be made when submitting press and/or photo

credential requests. The media parking area can be accessed from Main Street or Oliver Lewis Way. The lot opens three hours before tipoff.

Media Will Call

Media will call is located near the receiving entrance to Rupp Arena and adjacent to media parking. Credentials are not available at the public Will Call window on the High Street concourse level and will not be mailed.

MEDIA SERVICES

The University of Kentucky uses a computerized statistics system. Working media will receive:

- Game program and notes
- Halftime statistics
- Final statistics
- Complete play-by-play
- Shot charts
- Coach and player quotes

Media Room

The media room and photo compound is located beneath section 28 and can be accessed through the floor exit beneath section 26. Working facilities, with electrical outlets and a limited number of telephones, are available.

Wireless Internet

UK provides media members with complimentary wireless internet access at Rupp Arena. Contact a UK media relations staff member for details.

Telephones

A limited number of telephones are available in the Rupp Arena media room. Newspapers and radio stations desiring their own private lines, to be installed either on press row or in the media room, should contact Windstream at 800.843.9214.

Photo Compound

A photo compound is available in the media room for use by photographers only. Courtesy wireless internet and phone lines can be utilized for filing digital photography. If outlets wish to install their own phone lines, they can be ordered from the Windstream phone number listed above.

Photographers

The photo zones are appropriately marked on the Rupp Arena floor. Some photo spots are assigned. Because of safety concerns, no shooting is allowed on either sideline. Due to the amount of space, photo credentials will be limited. See Chet White at the site for technical assistance.

Gameday Live Stats

Live in-game stats will be provided at the web address <http://Kentucky.StatsBroadcast.com>

ATHLETICS DIRECTORY**MAILING ADDRESS**

338 Lexington Ave.
Joe Craft Center
Lexington, Ky. 40506

NUMBERS TO REMEMBER

Rupp Arena Press Row	859.252.3602
Media Relations Office:	859.257.3838
Athletics Director Office:	859.257.8015
Basketball Office:	859.257.1916
Rupp Arena Ticket Office:	859.233.3535
Joe Craft Center Ticket Office:	800.928.CATS
Cathy Derr (Rupp Arena):	859.233.4567
Craig Pinkerton (SEC):	205.458.3000

ADMINISTRATION

Dr. Eli Capiluto President	859.257.1701
Mitch Barnhart , Director of Athletics	859.257.8015
Mark Coyle , Deputy Director of Athletics	859.257.7768
Sandy Bell , Sr. Assoc. AD/Student-Athlete Affairs	859.257.6482
Russ Pear , Sr. Assoc. AD/Facilities & Operations	859.257.1243
DeWayne Peevy , Sr. Assoc. AD/Communications	859.257.3838
Lisa Peterson , Sr. Assoc. AD/Internal Operations	859.257.8607
Bob Bradley , Assoc. AD/Academics	859.257.1897
Candice Chaffin , Assoc. AD/Development	859.257.1019
John Cropp , Assoc. AD/Administration	859.257.5572
Jason Schlafer , Assoc. AD/Marketing & Licensing	859.257.1830
Joe Sharpe , Assoc. AD/Ticket Operations	859.257.2287
John Butler , Asst. AD/Compliance	859.257.9784
Melissa Gleason , Asst. AD/Business	859.257.5327
Heather McAtee , Asst. AD/Academics & Eligibility	859.257.8604
Kevin Saal , Asst. AD/Event Operations & Championships	859.257.2788
Rodney Stiles , Asst. AD/Event Management	859.257.4995
Marc Hill , Assistant to the AD	859.257.2672

MEN'S BASKETBALL

John Calipari	859.257.1916
Orlando Antigua	859.257.1916
Kenny Payne	859.257.1916
John Robic	859.257.1916
Chris Woolard	859.257.1916
Lunetha Pryor	859.257.1916
Linda Carmack	859.257.1916

MARKETING

Nathan Schwake , Director of Marketing	859.257.5526
Alyx Ayer , Asst. Marketing Director	859.257.2514

MEDIA RELATIONS

Tony Neely , Dir. of Media Relations	859.257.8411
John Hayden , Associate Director	859.257.8429
Susan Lax , Associate Director	859.257.8420
Pete Camagna , Asst. Dir./Web Development	859.257.8502
Brent Ingram , Asst. Director	859.257.8504
Deb Moore , Asst. Director	859.257.8506
Guy Ramsey , Asst. Director/New Media	859.257.6846
Jamie Holloway , Office Coordinator	859.257.8309
Metz Camfield , Media Relations Asst.	859.257.3520
Evan Crane , Media Relations Asst.	859.257.8431
Julia Dyer , M.R. Student Asst.	859.257.3838
Will Kindred , M.R. Student Asst.	859.257.3838
Chris Shoals , M.R. Student Asst.	859.257.3838

PHOTOGRAPHY

Chet White , Director of Photography	502.321.9196
Britney McIntosh , Photography Asst.	859.537.6302

PUBLICATIONS

Craig Hornberger , Publications Dir.	859.257.8550
Kim Troxall , Creative Dir.	859.257.8566
Cailyn Huston , Asst. Publications Dir.	859.257.8601

TICKET OFFICE

Cathy Hurst , Director of Ticket Operations	859.257.8632
--	--------------

VIDEO PRODUCTION

Tim Asher , Video Producer/Dir. (Basketball)	859.257.4830
Greg Gorham , Video Producer/Director	859.257.4087

UK IMG SPORTS NETWORK

Kim (Bucci) Shelton , General Manager	859.226.4223
Mike Dodson , Network Coordinator	859.226.4390

RUPP ARENA

Bill Owen	859.233.4567
Cathy Derr	859.233.4567
Carl Hall	859.233.4567

WILDCATS ON THE AIR

Tuning into Kentucky basketball games on radio has been a tradition of following the Wildcats since the dawn of the Fabulous Five.

Even today, as Kentucky basketball continues to dominate the state in popularity from Pikeville to Paducah, fans tune into the action all across the United States. Again this year, more than 75 stations will carry each game live. So whether the Big Blue fans are in Orlando, Fla., or Harlan, Ky., they can tune into the largest college basketball radio network in the country. The network reaches its outer limits thanks to such stations as Clear Channel's WHAS in Louisville, 840 on the AM dial, or WCKY-AM in Cincinnati, at frequency 1530. Each broadcast also can be heard around the world on UKathletics.com.

Outstanding broadcasters have called Wildcat games through the years. Claude Sullivan spent 19 years (1948-67) behind the microphone describing UK men's basketball and football games, while the legendary Cawood Ledford called the action for 39 years (1953-92). Ralph Hacker, Ledford's partner beginning in 1973, took over the play-by-play duties in 1993 before retiring following the 2001 season, an impressive 29-year career. Tom Leach took over for Hacker at the start of the 2001-02 season and begins his 11th season this fall.

The rights to the UK broadcasts are owned by UK IMG Sports Marketing (formerly Host) and Gray Television with WLAP/WBUL Radio Lexington serving as the flagship station. For information on the UK IMG Sports Network, contact Mike Dodson at (859) 226-4390.

Tom Leach

Play-by-Play Broadcaster



Tom Leach is in his 11th season as the "Voice of the Wildcats." Leach was a familiar voice on the UK Radio Network for 12 years before replacing long-time announcer Ralph Hacker at the start of the 2001-02 season.

Leach, who began calling the play-by-play for UK football in 1997, anchored the scoreboard segments during the network's halftime and postgame coverage from 1990-2001. He also filled in for an ailing Hacker on several games during the 2000 season.

Leach operates his own company, whose projects include a daily radio show on UK sports for WKJK-AM in Louisville ("The Leach Report") and a website, tomleachky.com. A native of Paris, Ky., he is a four-time winner of the Kentucky Sportscaster of the Year Award and a two-time winner of the Eclipse Award.

Leach and his wife Robyn Rabbeth Leach, a former local tv anchor, have one son, Connor, and a daughter, Caroline.

Mike Pratt

Broadcast Analyst



Former two-time All-SEC performer and UK Hall of Famer Mike Pratt is in his 11th year as analyst on the UK Radio Network. The former professional ABA player, college and pro coach replaced Sam Bowie, who retired from broadcasting prior to the start of the 2001-02 season.

Pratt joined the network after compiling extensive experience as a broadcaster. He began calling games in 1985 for Creative Sports in Charlotte and prior to returning to the Kentucky sidelines, served as an analyst for NCAA Productions, the Charlotte Hornets Television Network, ESPN and Fox Sports Net South.

Pratt lettered for the Wildcats for three years (1968-70) under Coach Adolph Rupp. In addition to his All-SEC honors, he was a second-team Converse All-American in 1970, Kentucky's third Academic All-American and a two-time Academic All-SEC selection. While playing alongside the Cats' all-time leading scorer, Dan Issel, the 6-4 forward averaged 19.3 points per game as UK finished the season as the nation's No. 1 team. Pratt finished with 1,359 career points, which still ranks 26th on UK's all-time list.

After Kentucky, Pratt played two seasons for the ABA's Kentucky Colonels. He spent three years as an assistant at UNC-Charlotte for Coach Lee Rose, helping guide the 49ers to the 1977 Final Four. He was named head coach at UNCC in 1978 and compiled a 56-52 record there in four seasons. He worked as an NBA scout for seven years and in '89, became an assistant to Hornets' coach Gene Littles.

Pratt currently works in private business in Louisville. He also is on the UK on Main staff, the university's first-ever full-time office in Louisville, as the director of major gifts for UK Athletics.

UK IMG NETWORK AFFILIATES



UK IMG SPORTS NETWORK

RADIO (AS OF 9/19/11)

<i>Market</i>	<i>Frequency</i>	<i>Station</i>	<i>Station</i>	<i>Frequency</i>	<i>Station</i>
Ashland/ Huntington, WV	1340 92.7	WCMI-AM WRVC-FM	Morganfield	1550/95.3	WMSK-AM/FM
Benton	1290/99.1	WCBL-AM/FM	Owensboro	1490	WOMI-AM
Bowling Green	95.1	WGGC-FM	Paducah	92.5	WBKR-FM
Burkesville	107.9	WKYR-FM	Paintsville	94.3	WKYX-FM
Cadiz	1110/106.5	WKDZ-AM/FM	Pikeville	1490/98.9	WSIP-AM/FM
Campbellsville	104.1	WCKQ-FM	Prestonsburg	1310	WPKE-FM
Cincinnati, OH	1530	WCKY-AM	Princeton	93.1	WDHR-FM
Columbia	1270/93.5	WAIN-AM/FM	Providence	103.1	WDOC-AM
Corbin	680/107.3	WCTT-AM/FM	Somerset	1580	WQHY-FM
Dry Ridge	106.7	WNKR-FM	Whitesburg	104.9	WPKY-AM
Elizabethtown	103.5	WAKY-FM	Williamsburg	97.7	WAVJ-FM
Frankfort	103.7	WSTV-FM		1240	WWKY-FM
Grayson	102.3	WUGO-FM		97.1	WSFC-AM
Greenup	1520/105.7	WLGC-AM/FM		103.9	WSEK-FM
Hardinsburg	104.3	WXBC-FM		1440/104.3	WXKQ-FM
Harlan	970	WFSR-AM		102.7	WEZJ-AM/FM
	105.1	WTUK-FM			WEXX-FM
Hazard	101.1	WSGS-FM			
Henderson	860	WSON-AM			
Hopkinsville	1230/98.7	WHOP-AM/FM			
Jamestown	104.9	WJRS-FM			
Jenkins	94.3	WIFX-FM			
Lancaster/Danville	105.1	WRNZ-FM			
Leitchfield	104.9	WKHG-FM			
Lexington	630	WLAP-AM			
	98.1	WBUL-FM			
London	1400	WFTG-AM			
	103.9	WWEL-FM			
Louisville	840	WHAS-AM			
Madisonville	93.9	WKTG-FM			
Mayfield	102.1	WLLE-FM			
Maysville	1240/95.9	WFTM-AM/FM			
Monticello	101.7	WKYM-FM			
Morehead	96.3	WIVY-FM			
	107.7	WKYN-FM			

TELEVISION

Bowling Green	WBKO-TV
Evansville, IN	WTVW-TV
Hazard	WYMT-TV
Hopkinsville	WKAG-TV
Huntington, WV	WSAZ-TV
Lexington	WKYT-TV
Louisville	WDRB/WMYO-TV
Paducah, KY/Cape Girardeau, MO	WDKA-TV

CABLE AFFILIATES

Fox Sports South

MEDIA OUTLETS

ASSOCIATED PRESS

(Oscar Dixon)
100 Midland Ave.
Lexington, KY 40508
(917) 509-6231
E-mail: odixon@ap.org

ASHLAND

DAILY INDEPENDENT

(Adam Vankirk)
P.O. Box 311
Ashland, KY 41105
(606) 326-2600
E-mail:
avankirk@dailyindependent.com

BOWLING GREEN DAILY

NEWS

(Nick Baumgardner)
P.O. Box 90012
Bowling Green, KY 42102-9012
(270) 781-1700
E-Mail:
nbaumgardner@bgdailynews.com

CORBIN TIMES-TRIBUNE

(Les Dixon)
P.O. Box 516
Corbin, KY 40702
(606) 528-2464
E-mail:
ldixon@thetimestribune.com

DANVILLE

ADVOCATE-MESSENGER

(Larry Vaught, Hal Morris, Mike Marsee)
330 South Fourth St.
Danville, KY 40422
(859) 236-2551
E-Mail: sports@amnews.com;
larry@amnews.com

ELIZABETHTOWN

NEWS-ENTERPRISE

(Chuck Jones)
408 W. Dixie
Elizabethtown, KY 42701
(270) 769-2312
E-Mail:
cjones@thenewsenterprise.com,

EVANSVILLE

COURIER & PRESS

(Randy Beard)
P.O. Box 268
Evansville, IN 47702
(812) 464-7522
E-Mail: beardr@courierpress.com

THE STATE JOURNAL

(Philip Case, Brian Rickerd, Josh Raymer)
1216 Wilkinson Blvd.
Frankfort, KY 40601
(502) 227-4556
E-mail: sports@state-journal.com
pcase@state-journal.com

GLASGOW DAILY TIMES

(Scott Wilson)
P.O. Box 1179
Glasgow, KY 42142
(270) 678-5171 ext. 286
E-Mail:
swilson@glasgowdailytimes.com

HARLAN DAILY ENTERPRISE

(John Middleton)
P.O. Box E
Harlan, KY 40831
(606) 573-4510 ext. 209
E-Mail:
newseditor@harlanonline.net

HENDERSON GLEANER

(Kevin Patton)
P.O. Box 4
Henderson, KY 42420
(270) 827-2000
E-mail: kpatton@thegleaner.com

KENTUCKY NEW ERA

(Joe Wilson, Kevin Hoffman)
P.O. Box 729
Hopkinsville, KY 42241
(270) 886-4444
E-mail:
jwilson@kentuckynewera.com

LEXINGTON HERALD-

LEADER

(Jerry Tipton-beat writer, John Clay, Mark Story, Gene Abell)
100 Midland Ave.
Lexington, KY 40508

(859) 231-3440

E-Mail: jtipton@herald-leader.com
jclay@herald-leader.com;
mstory@herald-leader.com
gabell@herald-leader.com

LOUISVILLE

COURIER-JOURNAL

(Eric Crawford, Rick Bozich, Harry Bryan)
525 West Broadway
Louisville, KY 40202
(502) 582-4011
E-Mail: sports@courier-journal.com;
bozichra@aol.com

LOUISVILLE

COURIER-JOURNAL

(Kyle Tucker-beat writer)
P.O. Box 24057
Lexington, KY 40524
(540) 267-5655
Email: writerkyle@gmail.com

MADISONVILLE MESSENGER

(Don Perryman, Dave O'Connell)
221 South Main Street
Madisonville, KY 42431
(270) 824-3300
E-Mail:
DPerryman@the-messenger.com
DOConnell@the-messenger.com

MAYFIELD MESSENGER

(Kevin Weaks)
201 N. 8th
Mayfield, KY 42066
(270) 247-5223
E-Mail:
messengersports@newwavecomm.net

MAYSVILLE

LEDGER-INDEPENDENT

(Chuck Hamilton)
P.O. Box 518
Maysville, KY 41056
(606) 564-9091 ext. 251
E-mail: chuck.hamilton@lee.net

MIDDLESBORO DAILY NEWS

(Jay Compton)
P.O. Box 579
Middlesboro, KY 40965
(606) 248-1010

E-mail:
sports@middlesborodailynews.com
jcompton@heartlandpublications.com

MURRAY LEDGER & TIMES
(Tommy Dillard, Ricky Martin)
1001 Whitnell Ave.
Murray, KY 42071
(270) 753-1916, ext. 25
E-Mail: sports@murrayledger.com

**OWENSBORO
MESSENGER-INQUIRER**
(Scott Hagerman Mark Mathis)
1401 Frederica St.
Owensboro, KY 42301
(270)926-0123
E-Mail:
shagerman@messenger-inquirer.com
mmathis@messenger-inquirer.com

PADUCAH SUN
(Steve Millizer, Joey Fosko,
Dusty Luthy)
P.O. Box 2300
Paducah, KY 42002
(270) 575-8665
E-Mail:
smillizer@paducahsun.com,
jfosko@paducahsun.com

RICHMOND REGISTER
(Nathan Hutchinson)
P.O. Box 99
Richmond, KY 40476
(859) 623-1669
E-Mail:
sports@richmondregister.com
nhutchinson@richmondregister.com

**SOMERSET
COMMONWEALTH-JOURNAL**
(Steve Cornelius)
P.O. Box 859
Somerset, KY 42502
(606) 678-8191
E-mail:
sports@somerset-kentucky.com

VOICE-TRIBUNE
(Earl Cox)
7602 Dudley Square
Louisville, KY 40222
(502) 425-5220
E-Mail:
carolyn.cox@insightbb.com

WINCHESTER SUN
(Keith Taylor)
P.O. Box 4300
Winchester, KY 40392
(859) 744-3123
E-Mail:
ktaylor@winchestersun.com

**SPECIALTY OUTLETS
THE CATS' PAUSE
247SPORTS.COM
AFFILIATE**
(Darrell Bird, Matt May, James
Pennington)
2623 Regency Road
Lexington, KY 40503
(859) 278-3474
E-Mail: dbird@catspause.com
sportswriter22@gmail.com

247SPORTS.COM
(Chris Fisher, Jeff Drummond)
2685 Michelle Park
Bardstown, KY 40511
Email: jdrum@247sports.com
c.fish00@gmail.com

**UK IMG SPORTS
MARKETING**
(Mike Dodson, Matt Coy)
546 E. Main St.
Lexington, KY 40508
(859) 226-4678
E-Mail: matt.coy@imgworld.com
mike.dodson@imgworld.com

**CATS ILLUSTRATED
RIVALS.COM AFFILIATE**
(Brett Dawson, Steve Jones)
P.O. Box 519
Lexington, KY 40588
(859) 523-0706
Email: bdaws96@gmail.com

**KENTUCKY SPORTS
REPORT
SCOUT.COM AFFILIATE**
(Stephen John)
www.kentuckysportsreport.com
(206) 992-3272
E-Mail: steve@kysportsreport.com

TRI-STATE SPORTS
(Ira Combs, Harold Combs)
P.O. Box 237
112 Ky. Hwy. 7
Jeff, KY 41751
(606) 436-3002
icombs14@windstream.net

**KENTUCKY ALUMNI
COMMUNICATIONS**
(Kelli Elam)
400 Rose St.
King Alumni House
Lexington, KY 40506
(859) 257-8905
E-Mail: klelam2@email.uky.edu

**RADIO
WVLK-AM**
(Larry Glover, Scott Johnson)
P.O. Box 1559
Lexington, KY 40592
(859) 253-5942
news@WVLKam.com
larrygloverlive@gmail.com

WLAP-AM
(Josh Everett)
2601 Nicholasville Road
Lexington, KY 40511
(859) 422-1000
E-Mail:
josheverett@ClearChannel.com

WHAS-AM
(Lachlan McLean)
4000 #1 Radio Dr.
Louisville, KY 40218
(502) 479-2060
E-Mail: lach@whas.com

WLXG-AM
(Chris Cross, Mike Cameron,
Matthew Laurence)
401 W. Main Street, Suite 301
Lexington, KY 40507
(859) 233-1515
E-Mail: elliot@lmcomm.com
ccross@lmcomm.com

WLW-AM
(Bill Dennison)
8044 Montgomery Rd., Suite 650
Cincinnati, OH 45202
(513) 686-8300
E-Mail: seg@700wlw.com

KENTUCKY NEWS NETWORK

(Tony Vanetti)
4000 #1 Radio Dr.
Louisville, KY 40218
(502) 479-2253
E-Mail: tony@wgmf.com

TOM LEACH PRODUCTIONS

(Tom Leach)
Radio Play-by-Play
839 east High Street
Lexington, KY 40502
(859) 368-8276
Email: tom@tomleachky.com

KENTUCKY SPORTS RADIO

(Matt Jones)
1616 Beechwood Ave.
Louisville, KY 40204
(919) 308-6892
Email: matt.jones@kentuckysport-
sradio.com

TV

WKYT-TV (CBS)

(Rob Bromley, Steve Moss, Bran-
don Fisher)
2851 Winchester Road
Lexington, KY 40509
(859) 299-0411
E-Mail: sportstip@wkyt.com
steve.moss@wkyt.com

WLEX-TV (NBC)

(Alan Cutler, Brent Carney, Mary
Jo Perino)
P.O. Box 1457
Lexington, KY 40588
(859) 381-1801
E-Mail: acutler@wlex.tv.com

WTVQ-TV (ABC)

(Dan Rieffer)
P.O. Box 5590
Lexington, KY 40555
(859) 299-3636
E-Mail: drierffer@wtvq.com

CN/2-TV

(Chip Cosby, Matt Jones)
4701 Commerce Crossings Road
Louisville, KY 40229
(502) 357-4773
E-Mail: cosby.c@mycn2.com
matt.jones@kentuckysportsra-
dio.com

WAVE-TV (NBC)

(Mike Hartnett, Kent Taylor)
725 S. Floyd
Louisville, KY 40203
(502) 561-4144
E-Mail: ktaylor@wave3tv.com
sports@wave3.com

WHAS-TV (ABC)

(Adam Lefkoe, Kent Spencer)
520 W. Chestnut
Louisville, KY 40202
(502) 582-7252
E-Mail: alefkoe@whas11.com
kspencer@whas11.com

WLKY-TV (CBS)

(Fred Cowgill, Keith Farmer)
P.O. Box 6205
Louisville, KY 40206
(502) 893-7300
E-Mail: fcowgill@wlky.com,
kfarmer@wlky.com

WDRB-TV (Fox)

(Tom Lane, Pat Doney)
624 W. Muhammad Ali Blvd.
Louisville, KY 40203
(502) 561-7704
E-Mail: tlane@fox41.com,
pdoney@fox41.com

WBKO-TV (ABC)

(Jeff Woods, James Brandenburg)
2727 Russellville Road
Bowling Green, KY 42102
(270) 781-1313
Email: sports@wbko.com

WPSD-TV (NBC)

(Jeff Bidwell)
100 Television Lane
Paducah, KY 42003
(270) 415-1900
Email: jbidwell@wpsdtv.com

WKAG-TV (Fox)

(Jack Kees)
1616 E. 9th St.
Hopkinsville, KY 42240
(270) 885-4300
E-Mail: jkees@newwavecom.com

WOWK-TV (CBS)

(Amandad McCall, Kyle Scott)
555 Fifth Ave.
Huntington, WV 25701-0013

(304) 525-1313
E-mail: kscott@wowktv.com,
amccall@wowktv.com

WSAZ-TV (NBC)

(Keith Morehouse, John
Mulvaney)
645 Fifth Ave.
Huntington, WV 25701
(304) 697-4871
E-mail: keith.morehouse@wsaz.com

WYMT-TV (CBS)

(Derek Forrest, Mackenzie Bates,
Alex Risen)
P.O. Box 1299
Hazard, KY 41702
(606) 436-5757

E-mail: alex.risen@wymtnews.com,
derek.forrest@wymtnews.com,

WCPO-TV (ABC)

(Dennis Janson, John Popovich,
Phillip Lee, Mark Slaughter)
1720 Gilbert Ave.
Cincinnati, OH 45202
(513) 721-7078
E-mail: jpopovich@wcpo.com,
djanson@wcpo.com,
phillip.lee@wcpo.com

WKRC-TV (CBS)

(Brad Johansen, Kevin Barnett)
1906 Highland Ave.
Cincinnati, OH 45219
(513) 763-5500
E-mail: b.johansen@local12.com,
kbarnett@wkrc.com

WLWT-TV (NBC)

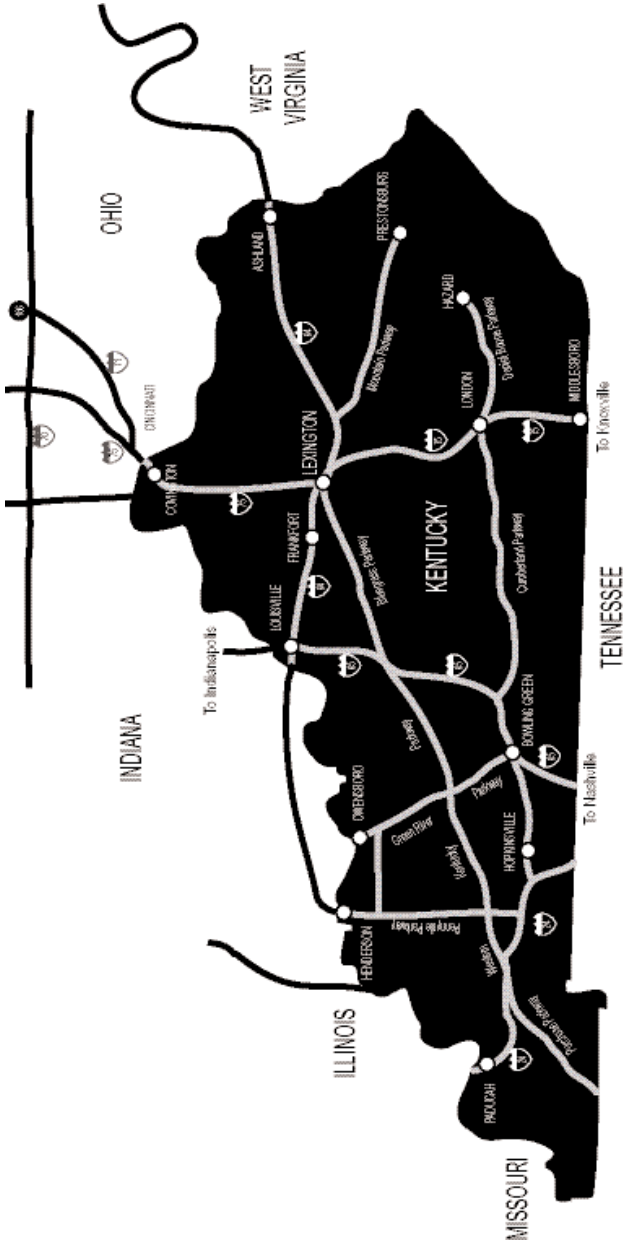
(Ken Broo, George Vogel)
1700 Young St.
Cincinnati, OH 45202
(513) 412-5089
Email: Kenbroo@wlwt.com
georgevogel@wlwt.com

WXIX-TV (Fox)

(Brian Giesenschlag, Ron Millenor)
635 W. 7th St.
Cincinnati, OH 45203
(513) 562-3727
E-Mail: 19sports@fox19.com

KENTUCKY STATE MAP

KENTUCKY STATE MAP



DISTANCE TABLE (LEXINGTON TO...)

Frankfort, Ky.	26 miles	Bowling Green, Ky.	155 miles	Charleston, W.Va.	176 miles	St. Louis, Mo.	334 miles
Louisville, Ky.	71 miles	Indianapolis, Ind.	167 miles	Columbus, Ohio	191 miles	Atlanta, Ga.	360 miles
Cincinnati, Ohio	82 miles	Owensboro, Ky.	170 miles	Evansville, Ind.	196 miles	Chicago, Ill.	363 miles
Huntington, W.Va.	122 miles	Knoxville, Tenn.	174 miles	Nashville, Tenn.	221 miles		

2011-12

WILDCATS



2011-12 ROSTER

NUMERICAL

No.	Name	Pos.	Ht.	Wt.	Cl.	Exp.	Hometown/High School
1	Darius Miller	G	6-8	225	Sr.	3L	Maysville, Ky. (Mason County)
3	Terrence Jones	F	6-9	252	So.	1L	Portland, Ore. (Jefferson)
4	Jon Hood	G	6-7	215	Jr.	2L	Madisonville, Ky. (North Hopkins)
5	Jarrod Polson	G	6-2	185	So.	1L	Nicholasville, Ky. (West Jessamine)
10	Twany Beckham	G	6-5	205	Jr.	2L	Louisville, Ky. (Mississippi State)
12*	Ryan Harrow	G	6-2	175	So.	1L	Marietta, Ga. (N.C. State)
13 ^A	Sam Malone	G	5-11	190	Fr.	HS	Scituate, Mass. (Scituate)
14	Michael Glichrist	F	6-7	232	Fr.	HS	Somerdale, N.J. (St. Patrick)
20	Doron Lamb	G	6-4	210	So.	1L	Queens, N.Y. (Oak Hill Academy)
22	Stacey Poole, Jr.	G	6-4	200	So.	1L	Jacksonville, Fla. (Providence)
23	Anthony Davis	F	6-10	220	Fr.	HS	Chicago, Ill. (Perspectives Charter)
25	Marquis Teague	G	6-2	189	Fr.	HS	Indianapolis, Ind. (Pike)
30	Eloy Vargas	F	6-11	244	Sr.	1L	Moca, Dominican Republic (Miami-Dade CC)
32 ^A	Brian Long	G	5-9	150	Fr.	HS	Dumont, N.J. (River Dell)
33	Kyle Wiltjer	F	6-9	239	Fr.	HS	Portland, Ore. (Jesuit)

*--will sit out 2011-12 season due to NCAA transfer rules; ^A--walk-on

ALPHABETICAL

No.	Name	Pos.	Ht.	Wt.	Cl.	Exp.	Hometown/High School
10	Twany Beckham	G	6-5	205	Jr.	2L	Louisville, Ky. (Mississippi State)
23	Anthony Davis	F	6-10	220	Fr.	HS	Chicago, Ill. (Perspectives Charter)
14	Michael Glichrist	F	6-7	232	Fr.	HS	Somerdale, N.J. (St. Patrick)
12*	Ryan Harrow	G	6-2	175	So.	1L	Marietta, Ga. (N.C. State)
4	Jon Hood	G	6-7	215	Jr.	2L	Madisonville, Ky. (North Hopkins)
3	Terrence Jones	F	6-9	252	So.	1L	Portland, Ore. (Jefferson)
20	Doron Lamb	G	6-4	210	So.	1L	Queens, N.Y. (Oak Hill Academy)
32 ^A	Brian Long	G	5-9	150	Fr.	HS	Dumont, N.J. (River Dell)
13 ^A	Sam Malone	G	5-11	190	Fr.	HS	Scituate, Mass. (Scituate)
1	Darius Miller	G	6-8	225	Sr.	3L	Maysville, Ky. (Mason County)
5	Jarrod Polson	G	6-2	185	So.	1L	Nicholasville, Ky. (West Jessamine)
22	Stacey Poole, Jr.	G	6-4	200	So.	1L	Jacksonville, Fla. (Providence)
25	Marquis Teague	G	6-2	189	Fr.	HS	Indianapolis, Ind. (Pike)
30	Eloy Vargas	F	6-11	244	Sr.	1L	Moca, Dominican Republic (Miami-Dade CC)
33	Kyle Wiltjer	F	6-9	239	Fr.	HS	Portland, Ore. (Jesuit)

*--will sit out 2011-12 season due to NCAA transfer rules; ^A--walk-on

COACHING STAFF

Head Coach: John Calipari (Clarion, 1982)
Asst. Coach: Orlando Antigua (Pittsburgh, 1995)
Asst. Coach: Kenny Payne (Louisville, 2003)
Asst. Coach: John Robic (Denison, 1986)
Strength Coach: Mike Malone (Mount Union College, 2001)
Head Athletic Trainer: Chris Simmons (Memphis, 2002)
Assoc. AD/Basketball Oper.: Chris Woolard (UCLA, 1997)
Special Asst. to the Head Coach: Rod Strickland (DePaul)

PRONUNCIATION GUIDE

DORON Lamb Duh-RON
JOHN ROBIC ROE-bic
ELOY Vargas EE-loy
TWANY Beckham TWON-ee
MARQUIS Teague MARK-iss
JOHN CALIPARI Cal-a-PEAR-ee

MISCELLANEOUS ROSTER NOTES

WILDCATS BY STATE

Kentucky (4)

Jon Hood (Madisonville)
 Darius Miller (Maysville)
 Jarrod Polson (Nicholasville)
 Twany Beckham (Louisville)

Florida (1)

Stacey Poole, Jr. (Jacksonville)

Georgia (1)

Ryan Harrow (Marietta)

Indiana (1)

Marquis Teague (Indianapolis)

Illinois (1)

Anthony Davis (Chicago)

Massachusetts (1)

Sam Malone (Scituate)

New Jersey (2)

Michael Gilchrist (Somerdale)
 Brian Long (Dumont)

New York (1)

Doron Lamb (Queens)

Oregon (2)

Terrence Jones (Portland)
 Kyle Wiltjer (Portland)

Dominican Republic (1)

Eloy Vargas (Moca)

WILDCATS BY CLASS

Seniors (2)

Darius Miller
 Eloy Vargas

Juniors (2)

Jon Hood
 Twany Beckham

Sophomores (5)

Ryan Harrow
 Terrence Jones
 Doron Lamb
 Jarrod Polson
 Stacey Poole, Jr.

Freshmen (6)

Anthony Davis
 Michael Gilchrist
 Brian Long
 Sam Malone
 Marquis Teague
 Kyle Wiltjer

WILDCATS BY HEIGHT

Eloy Vargas	6-11
Anthony Davis	6-10
Terrence Jones	6-9
Kyle Wiltjer	6-9
Darius Miller	6-8
Michael Gilchrist	6-7
Jon Hood	6-7
Twany Beckham	6-5
Doron Lamb	6-4
Stacey Poole, Jr.	6-4
Ryan Harrow	6-2
Jarrod Polson	6-2
Marquis Teague	6-2
Sam Malone	5-11
Brian Long	5-9



JON HOOD

6-7 • 215 • JUNIOR • MADISONVILLE, KY • NORTH HOPKINS

2010-11

Played in 33 of 38 games, averaging 0.8 points and 0.7 rebounds ... Grabbed a rebound and a steal vs. Ole Miss in the SEC Tournament ... Hit his only shot attempt at Florida, a jumper as time expired in the first half, which brought UK within two ... Had a career-day against LSU by playing a career-high 20 minutes, pulling down a career-high four rebounds, dishing out a career-high three assists, and scoring two points to go with one steal ... Had two rebounds in six minutes of action against Auburn ... Had one rebound in four minutes against Georgia ... Was a perfect 1-for-1 from the field against Penn with two points and one rebound ... Totaled career-highs with seven points and one block in 14 minutes vs. Coppin State ... Logged nine minutes against Winthrop ... Played two minutes against both MVSU and Indiana ... Played four minutes against Notre Dame and connected on his only 3-point field goal attempt ... Played two minutes on the road against North Carolina ... Scored two points against Boston in nine minutes of action ... His two points against Boston came from a dunk, the first of his career ... Logged 10 minutes vs. UConn at the EA Sports Maui Invitational, making his first 3-pointer of the season ... Grabbed two key late rebounds in only three minutes vs. Oklahoma ... Pulled down three rebounds against Portland to tie a career high ... Played a career-high 12 minutes and attempted a career-high four free throws ... Scored two points and pulled down one rebound in six minutes of action against East Tennessee State ... Scored 18 points on 7-of-9 shooting from the floor and 4-of-6 shooting beyond the arc in the exhibition against Dillard.

2009-10

Played in 17 games, averaging 1.2 points ... Totaled two points and a season-high three rebounds in UK's Second Round win over Wake Forest in New Orleans ... Grabbed two rebounds and made 2-of-2 free throws vs. ETSU at the NCAA Tournament ... Made 2-of-2 free throws and grabbed one rebound vs. Tennessee at the SEC Tournament ... Scored three points in three minutes at LSU ... Earned his first minutes in SEC play, nailing a three-pointer vs. Arkansas ... Totaled a season-high five points and two rebounds in the win over Drexel ... Nailed his first three-pointer and had two assists vs. Cleveland State in Cancun ... Earned a career-high 10 minutes in the win vs. Rider ... Totaled one rebound and one assist in eight minutes vs. Sam Houston State ... Scored seven points with four rebounds in UK's second exhibition win over Clarion

HIGH SCHOOL

Averaged 29.4 points, 12.9 rebounds, 3.3 assists and 3.1 blocked shots per game his senior season ... Posted 18 double-doubles in 22 games as a senior...Named 2009

CAT SCRATCHES

Full name: Jon Daniel Hood
Nickname: J Hood
Parents: Brian & Kelly Hood
Date of Birth: May 9, 1991
Place of Birth: Henderson, Ky.
High School Coach: James Davis, Marty Cline
High School Mascot: Maroons
Major: Communications

Kentucky Mr. Basketball ... 2009 Gatorade Kentucky Player of the Year ... Participated in the 2009 Wazoo Sports Derby Festival Basketball Classic, where he scored 13 points ... Ranked the 40th best recruit by Rivals.com.

PERSONAL

Born on May 9, 1991 ... Son of Brian and Kelly Hood ... Chose Kentucky over Ole Miss, Tennessee and Georgia.

HOOD'S CAREER GAME-BY-GAME STATISTICS

2010-11

Date	Opponent	Min	FG-A	3PT-A	FT-A	O-D-T	PF	A	TO	Bk	Stl	Pts
N. 12	EAST TENNESSEE STATE	6	1-3	0-2	0-1	1-0-1	1	0	0	0	0	2
N. 19	PORTLAND	12	0-1	0-1	2-4	2-1-3	0	0	0	0	0	2
N. 22	OKLAHOMA	3	0-0	0-0	1-2	0-2-2	0	0	0	0	0	1
N. 23	WASHINGTON	9	0-3	0-2	0-0	1-0-1	0	0	0	0	1	0
N. 24	CONNECTICUT	10	1-2	1-1	0-0	2-1-3	0	0	0	0	0	3
N. 30	BOSTON	9	1-2	0-0	0-0	0-0-0	1	0	0	0	0	2
D. 4	NORTH CAROLINA	2	0-0	0-0	0-0	0-0-0	0	0	0	0	0	0
D. 8	NOTRE DAME	4	1-2	1-1	0-0	0-0-0	2	0	0	0	0	3
D. 11	INDIANA	2	0-0	0-0	0-0	0-0-0	0	0	0	0	0	0
D. 18	MISS. VALLEY ST	2	0-0	0-0	0-0	0-0-0	0	0	0	0	0	0
D. 22	WINTHROP	9	0-2	0-1	0-0	1-0-1	1	1	0	0	0	0
D. 28	COPPIN STATE	14	2-7	1-4	2-2	0-1-1	0	0	0	1	0	7
D. 31	LOUISVILLE	1	0-0	0-0	0-0	0-0-0	0	0	0	0	0	0
J. 3	PENN	2	1-1	0-0	0-0	0-1-1	1	0	0	0	0	2
J. 8	GEORGIA	4	0-0	0-0	0-0	0-1-1	0	0	0	0	0	0
J. 11	AUBURN	6	0-1	0-1	0-0	1-1-2	0	0	0	0	0	0
J. 15	LSU	20	1-6	0-2	0-0	1-3-4	2	3	0	0	1	2
J. 18	ALABAMA	4	0-1	0-1	0-0	0-0-0	0	0	0	0	0	0
J. 22	SOUTH CAROLINA	4	0-0	0-0	0-0	0-0-0	0	0	0	0	0	0
J. 29	GEORGIA					DNP						
F. 1	OLE MISS	6	0-0	0-0	0-0	0-1-1	0	0	0	1	0	0
F. 5	FLORIDA	3	1-1	0-0	0-0	0-0-0	0	0	0	0	0	2
F. 8	TENNESSEE	3	0-1	0-1	0-0	0-0-0	1	0	0	0	0	0
F. 12	VANDERBILT	1	0-1	0-1	0-0	0-0-0	0	0	0	0	0	0
F. 15	MISSISSIPPI STATE	1	0-0	0-0	0-0	0-0-0	0	0	0	0	0	0
F. 19	SOUTH CAROLINA	3	0-1	0-0	0-0	0-0-0	0	0	0	0	0	0
F. 23	ARKANSAS					DNP						
F. 26	FLORIDA	4	0-0	0-0	0-0	0-0-0	1	0	0	0	0	0
M. 1	VANDERBILT					DNP						
M. 6	TENNESSEE	3	0-0	0-0	0-0	0-0-0	0	0	0	0	0	0
M. 11	OLE MISS [SEC]	5	0-2	0-1	0-0	0-1-1	0	0	1	0	1	0
M. 12	ALABAMA [SEC]	1	0-0	0-0	0-0	0-0-0	0	0	1	0	0	0
M. 13	FLORIDA [SEC]	1	0-0	0-0	0-0	0-0-0	0	0	1	0	0	0
M. 17	PRINCETON [NCAA]					DNP						
M. 19	WEST VIRGINIA [NCAA]	1	0-0	0-0	0-0	0-0-0	1	0	0	0	0	0
M. 25	OHIO STATE [NCAA]	2	0-0	0-0	0-0	0-0-0	0	0	0	0	0	0
M. 27	NORTH CAROLINA [NCAA]	1	0-0	0-0	0-0	0-0-0	0	0	0	0	0	0
A. 2	CONNECTICUT [NCAA]					DNP						

2009-10

Date	Opponent	Min	FG-A	3PT-A	FT-A	O-D-T	PF	A	TO	Bk	Stl	Pts
N. 13	MOREHEAD STATE					DNP						
N. 16	MIAMI-OHIO					DNP						
N. 19	SAM HOUSTON ST	8	0-2	0-2	0-0	0-1-1	1	1	0	0	0	0
N. 21	RIDER	10	0-2	0-0	0-0	0-1-1	0	0	1	0	0	0
N. 24	vs. Cleveland St. [Cancun]	10	1-1	1-1	0-0	0-0-0	1	2	0	0	0	3
N. 25	vs. Stanford [Cancun]					DNP						
N. 30	vs. UNC Asheville [L'ville]	6	0-0	0-0	0-0	0-0-0	0	0	0	0	0	0
D. 5	NORTH CAROLINA					DNP						
D. 9	vs. UConn [New York]					DNP						
D. 12	at Indiana	1	0-0	0-0	0-0	0-0-0	1	0	1	0	0	0
D. 19	AUSTIN PEAY	1	0-0	0-0	0-0	0-0-0	0	0	1	0	0	0

Date	Opponent	Min	FG-A	3PT-A	FT-A	O-D-T	PF	A	TO	Blk	Stl	Pts
D. 21	DREXEL	10	2-4	1-2	0-0	1-1-2	0	1	1	0	1	5
D. 23	LONG BEACH STATE	1	0-0	0-0	0-0	0-0-0	0	0	0	0	0	0
D. 29	HARTFORD	7	0-1	0-1	0-0	0-1-1	0	0	0	0	0	0
J. 2	LOUISVILLE					DNP						
J. 9	GEORGIA					DNP						
J. 12	at Florida					DNP						
J. 16	at Auburn					DNP						
J. 23	ARKANSAS	7	1-2	1-2	0-0	1-0-1	2	1	0	0	0	3
J. 26	at South Carolina					DNP						
J. 30	VANDERBILT					DNP						
F. 2	OLE MISS					DNP						
F. 6	at LSU	3	1-3	1-1	0-0	0-0-0	0	0	0	0	0	3
F. 9	ALABAMA					DNP						
F. 13	TENNESSEE					DNP						
F. 16	at Mississippi State					DNP						
F. 20	at Vanderbilt					DNP						
F. 25	SOUTH CAROLINA					DNP						
F. 27	at Tennessee					DNP						
M. 3	at Georgia	1	0-0	0-0	0-0	0-0-0	2	0	0	0	0	0
M. 7	FLORIDA					DNP						
M. 12	vs. Alabama [SEC]					DNP						
M. 13	vs. Tennessee [SEC]	2	0-1	0-1	2-2	0-1-1	0	0	0	0	0	2
M. 14	vs. Mississippi St.[SEC]					DNP						
M. 18	vs. ETSU [NCAA]	4	0-1	0-1	2-2	2-0-2	1	1	0	0	0	2
M. 20	vs. Wake Forest [NCAA]	2	1-2	0-0	0-0	3-0-3	0	0	0	0	0	2
M. 25	vs. Cornell [NCAA]	1	0-0	0-0	0-0	0-0-0	0	0	0	0	0	0
M. 27	vs. West Virginia [NCAA]	0	0-0	0-0	0-0	0-0-0	0	0	0	0	0	0

HOOD'S CAREER HIGHS

	Opponent	Date	Opponent	Date
Points	7 vs. Coppin State	12/28/10	Portland	11/19/10
FG Made	2 Two times		LSU	1/15/11
FG Atts	7 vs. Coppin State	12/28/10	LSU	1/15/11
3FG Made	1 Seven times		Three times	
3FG Atts	4 vs. Coppin State	12/28/10	Two times	
FT Made	2 Four times		LSU	1/15/11
			Minutes	20

HOOD'S CAREER STATISTICS

Year	G-S	Min.-Avg.	FG-A/Pct.	3FG-A/Pct.	FT-A/Pct.	Reb.-Avg.	PF-D	AT	TO	BS	St	TP-Avg.
2009-10	17-0	74-4.4	6-19/.316	4-11/.364	4-4/1.000	12-0.7	6-0	6	4	0	1	20-1.2
2010-11	33-0	158-4.8	9-37/.243	3-19/.158	5-9/.556	22/.07	11-0	4	2	2	3	26-8
TOTAL	50-0	232-4.6	15-56/.268	7-30/.233	9-13/.692	34-0.7	17-0	10	6	2	4	46-9



TERRENCE JONES

6-9 • 252 • SOPHOMORE • PORTLAND, ORE. • JEFFERSON

2010-11

Started 35 of 38 games, averaging 15.7 points per game and 8.8 rebounds per game ... Had 11 pts., 15 rebs. and four steals in the Final Four vs. UConn ... Had eight pts. and eight rebs. vs. Ohio St. ... Recorded 12th double-double in NCAA Tournament game vs. West Va., with 12 pts. and 10 rebs. ... Scored 16 pts. in SEC Championship game vs. Florida ... Had 15 pts., and 12 rebs. at Tennessee ... Earned his fifth SEC Freshman of the Week honor after home wins over USC and MSU ... Recorded fourth double-double in six games vs. USC at home with 19 pts. and 12 rebs. ... Had double-double vs. Miss. State with 17 pts. and 10 boards ... Led UK with 25 pts. and nine rebs. at Vanderbilt ... Led team with double-double of 22 pts., 12 rebs., and four blocks at Ole Miss ... Broke teammate Doron Lamb's UK freshman scoring record with 35 pts. vs. Auburn ... Tied career highs for 3-pointers made (four) and steals (three) against Auburn ... Earned his third SEC Freshman of the Week honor after UK's wins over Auburn and LSU ... Led UK with 24 pts. and grabbed 10 rebs. at Georgia ... Tied a career-high of five assists at Louisville ... Scored a game-high 27 pts. and tied a career-high 17 rebs. vs. Notre Dame ... Earned SEC Freshman of the Week honors after his performance in the Maui Invitational ... Led UK with 24 pts., including 4-of-4 from 3-point range, vs. UConn ... Earned All-Tournament honors at Maui Invitational, averaging 23.0 pts., 11.3 rebs. and 3.3 blocks ... Posted double-double with 16 pts, 17 rebs and four blocks vs. Washington ... Led UK with 29 points, 13 rebounds and four blocks vs. Oklahoma ... Scored 25 pts. and grabbed 12 rebs. against ETSU, both team-highs, earning SEC Freshman of the Week ... First UK freshman to begin career with a double-double since Jules Camara in 1998-99 ... Joined Sam Bowie as only freshman in UK history with 20-10 game in debut ... Along with Lamb, became first freshman duo in UK history to score 20 pts. in a debut.

CAT SCRATCHES

Nickname: T-Jones, Jonesy

Parents: Linda Mashia-Jones and Dennis Jones

Date of Birth: Jan. 9, 1992

Place of Birth: Portland, Ore.

High School Coach: Pat Strickland

High School Mascot: Democrats

Major: Undergraduate Studies

HIGH SCHOOL

Averaged 30.0 points, 14.0 rebounds and 6.0 assists as a senior, leading Jefferson High School to its third consecutive state championship, a feat no other 5A or 6A Oregon school had ever accomplished ... One of only three players to twice be named *The Oregonian* newspaper's Class 5A Player of the Year (UCLA's Kevin Love and Oregon's Fred Jones) ... Ranked ninth on ESPN's Top 100, 13th overall by Rivals.com and eighth by Scout.com ... Received 2010 McDonald's All-America Honors ... Scored 14 points in 14 minutes at the 2010 McDonald's All-American game and posted 17 points and nine rebounds in the 2010 Jordan Brand Classic All-American game ... Averaged 32 points, 13 rebounds, five assists, three blocks and three steals as a junior ... Named to 2010 USA Junior National Select Team.

PERSONAL

Born Jan. 9, 1992 ... Son of Linda Mashia-Jones and Dennis Jones ... Chose Kentucky over Kansas, Oklahoma, UCLA and Washington ... Cousin of former Arizona All-American and NBA Rookie of the Year Damon Stoudamire.

JONES' CAREER GAME-BY-GAME STATISTICS

2010-11

Date	Opponent	Min	FG-A	3PT-A	FT-A	O-D-T	PF	A	TO	Blk	Stl	Pts
N. 12	EAST TENNESSEE ST	START 35	10-19	2-3	3-10	5-7-12	2	2	0	2	3	25
N. 19	PORTLAND	START 30	5-14	0-2	2-5	2-3-5	4	3	4	2	0	12
N. 22	OKLAHOMA	START 35	12-17	0-2	5-9	4-9-13	2	3	2	4	2	29
N. 23	WASHINGTON	START 36	4-13	0-2	8-14	4-13-17	4	2	2	4	1	16
N. 24	CONNECTICUT	START 27	6-11	4-4	8-9	2-2-4	4	1	0	2	2	24
N. 30	BOSTON	START 35	7-12	1-3	3-5	3-7-10	1	2	3	1	1	18
D. 4	NORTH CAROLINA	START 28	3-17	0-3	3-6	1-5-6	5	0	1	1	1	9
D. 8	NOTRE DAME	START 38	9-18	2-5	7-10	2-15-17	0	3	1	2	1	27
D. 11	INDIANA	START 24	3-11	0-2	4-7	2-6-8	3	1	3	2	3	10
D. 18	MISS. VALLEY ST	START 23	5-10	0-1	9-12	1-7-8	3	0	2	2	1	19
D. 22	WINTHROP	START 25	5-16	1-3	0-1	2-4-6	1	1	2	0	0	11
D. 28	COPPIN STATE	START 28	9-12	0-1	0-0	1-5-6	3	2	3	1	0	18
D. 31	LOUISVILLE	START 33	5-11	0-2	2-2	3-5-8	2	5	1	3	1	12
J. 3	PENN	START 25	3-6	0-0	4-6	2-6-8	3	2	2	1	1	10
J. 8	GEORGIA	START 23	9-18	2-5	4-4	3-7-10	4	0	2	0	0	24
J. 11	AUBURN	30	11-17	4-5	9-13	3-5-8	2	0	2	2	3	35
J. 15	LSU	23	3-12	0-2	11-14	3-4-7	2	0	2	1	0	17
J. 18	ALABAMA	31	5-13	0-2	4-6	4-5-9	4	2	4	3	2	17
J. 22	SOUTH CAROLINA	START 37	6-13	0-1	4-6	1-6-7	2	1	2	2	3	14
J. 29	GEORGIA	START 26	3-6	0-1	1-2	0-7-7	3	1	2	1	1	7
F. 1	OLE MISS	START 37	7-15	0-2	8-11	4-8-12	2	2	2	4	1	22
F. 5	FLORIDA	START 38	7-18	1-4	3-5	1-6-7	2	2	1	2	0	18
F. 8	TENNESSEE	START 32	2-9	0-0	6-6	5-6-11	2	2	8	4	0	10
F. 12	VANDERBILT	START 38	9-14	1-4	6-8	4-5-9	1	2	1	3	2	25
F. 15	MISSISSIPPI STATE	START 35	7-11	0-1	3-5	0-10-10	4	5	2	0	2	17
F. 19	SOUTH CAROLINA	START 37	6-13	1-2	6-7	5-7-12	1	3	2	0	1	19
F. 23	ARKANSAS	START 39	5-12	0-1	0-2	3-5-8	1	1	2	4	1	10
F. 26	FLORIDA	START 28	4-11	0-1	0-2	2-7-9	3	1	2	2	1	8
M. 1	VANDERBILT	START 37	5-12	1-1	4-6	2-7-9	0	1	4	1	1	15
M. 6	TENNESSEE	START 36	3-15	0-2	9-15	6-6-12	1	3	2	2	0	15
M. 11	OLE MISS [SEC]	START 24	3-11	0-2	1-3	2-5-7	4	1	0	1	0	7
M. 12	ALABAMA [SEC]	START 32	2-9	0-0	3-4	1-4-5	2	1	1	1	2	7
M. 13	FLORIDA [SEC]	START 34	4-10	1-1	7-8	2-5-7	2	0	0	3	1	16
M. 17	PRINCETON [NCAA]	START 28	4-8	1-1	1-2	0-2-2	3	0	1	2	0	10
M. 19	WEST VIRGINIA [NCAA]	START 32	3-5	0-1	6-8	3-7-10	3	3	0	2	0	12
M. 25	OHIO STATE [NCAA]	START 25	3-10	2-3	0-0	0-8-8	3	0	1	2	0	8
M. 27	NORTH CAROLINA [NCAA]	START 34	5-9	1-2	0-1	0-7-7	2	1	4	2	1	11
A. 2	CONNECTICUT [NCAA]	START 38	5-8	1-2	0-5	4-11-15	1	1	2	1	4	11

JONES' CAREER HIGHS

	Opponent	Date		Opponent	Date
Points	35 vs. Auburn	1/11/11	FT Atts	15 at Tennessee	3/6/11
FG Made	12 vs. Oklahoma	11/22/10	Rebounds	17 Two times	
FG Atts	19 East Tenn. St.	11/12/10	Assists	5 Two times	
3FG Made	4 Two times		Steals	4 vs. UConn	4/2/11
3FG Atts	5 Three times		Blocks	4 Five times	
FT Made	11 LSU	1/15/11	Minutes	39 at Arkansas	2/23/11

JONES' STATISTICS

Year	G-S	Min.-Avg.	FG-A/Pct.	3FG-A/Pct.	FT-A/Pct.	Reb.-Avg.	PF-D	AT	TO	BS	St	TP-Avg.
2010-11	38-35	1196-31.5	206-466/.442	26-79/.329	157-243/.646	336-8.8	91-1	60	75	72	43	595-15.7
Total	38-35	1196-31.5	206-466/.442	26-79/.329	157-243/.646	336-8.8	91-1	60	75	72	43	595-15.7



DORON LAMB

6-4 • 210 • SOPHOMORE • QUEENS, N.Y. • OAK HILL ACADEMY

2010-11

Played in all 38 games, starting 14, averaging 12.3 points per game ... Connected on 3-of-5 3-point attempts vs. UConn in the Final Four ... Nailed his only two 3-point attempts vs. UNC ... Hit two 3-pointers vs. Ohio St. in NCAA Tournament ... Led UK for the second straight game with 15 points vs. Alabama in the SEC Tournament semifinals ... Led UK with 19 points vs. Ole Miss in the SEC Tourney quarterfinals ... Scored 18 points vs. South Carolina at home ... Totaled 20 points on 7-of-8 shooting vs. Miss. State ... Had a career high three steals at Florida ... Had 20 pts. and three assists against Ole Miss ... Scored a team-high 19 points in home win over Georgia ... Sealed win at South Carolina by hitting four-straight free throws ... Started his third-straight game at Alabama, logging a career-high 39 minutes ... Started his second-straight game against LSU, logging a team-high five assists ... Averages 4.7 assists per game when starting ... Dished out a career-high seven assists against Auburn, his first collegiate start ... Scored 18 pts. against Georgia ... Scored 17 pts. vs. Coppin State ... Set a then-UK freshman record with 32 pts. on 11-of-12 shots from the field and 7-of-8 from behind the arc against Winthrop ... Scored 16 pts. against MVSU ... Scored 24 points on the road against North Carolina ... Hit 3-of-4 3-pointers against UNC and was 7-of-12 from the field ... Shot a career-high eight free throws against UNC and made seven, also a career best ... Shot 5-of-9 from the field against Boston with two 3-pointers ... Scored 13 pts. and pulled down three rebs. while tying Darius Miller with a game-high three 3-pointers against Portland ... Was the first sub off the bench against Portland ... Scored 20 points in his collegiate debut, shooting 7-of-10 from the field against ETSU, including 3-of-5 shooting on 3-pointers, three assists and five rebounds ... Along with Terrence Jones, became the first freshman duo in UK history to score 20 points in a debut.

CAT SCRATCHES

Nickname: D. Lamb

Parents: Calvin Lamb and Brigitte Grant

Date of Birth: Nov. 6, 1991

Place of Birth: Queens, N.Y.

High School Coach: Steve Smith

High School Mascot: Warriors

Major: Undergraduate Studies

HIGH SCHOOL

Averaged 23 points, six rebounds, and four assists his senior season ... Played two years at renowned Oak Hill Academy in Mouth of Wilson, Va. ... Received McDonald's All-America and Jordan Brand Classic All-America honors ... Scored 12 points in McDonald's All-American game in helping lead the West to 107-104 win ... Scored 11 points in helping lead the West to a 129-125 win at the 2010 Jordan Brand Classic All-American game ... Ranked as the fifth best shooting guard of 2010 by Scout.com, third best shooting guard and No. 21 overall prospect of 2010 by Rivals.com and No. 29 overall prospect by ESPNU.

PERSONAL

Born on Nov. 6, 1991 ... Son of Calvin Lamb and Brigitte Grant ... Chose Kentucky over Arizona, Connecticut, Kansas, Oklahoma and West Virginia.

LAMB'S CAREER GAME-BY-GAME STATISTICS

2010-11

Date	Opponent	Min	FG-A	3PT-A	FT-A	O-D-T	PF	A	TO	Blk	Stl	Pts
N. 12	EAST TENNESSEE STATE	28	7-10	3-5	3-5	0-5-5	1	3	1	0	0	20
N. 19	PORTLAND	24	4-5	3-4	2-2	1-2-3	2	1	1	0	0	13
N. 22	OKLAHOMA	30	4-8	2-3	2-4	1-2-3	1	2	2	0	1	12
N. 23	WASHINGTON	28	2-10	0-2	2-2	0-1-1	4	1	1	1	0	6
N. 24	CONNECTICUT	14	2-5	1-2	0-0	0-0-0	3	0	2	0	0	5
N. 30	BOSTON	27	5-9	2-4	1-2	0-2-2	1	5	2	0	1	13
D. 4	NORTH CAROLINA	32	7-12	3-4	7-8	0-2-2	0	3	0	0	1	24
D. 8	NOTRE DAME	25	2-8	0-5	2-2	0-2-2	3	1	0	0	0	6
D. 11	INDIANA	36	3-8	2-4	1-1	1-1-2	3	1	1	0	2	9
D. 18	MISS. VALLEY ST	36	4-12	2-4	6-7	1-1-2	1	2	2	1	0	16
D. 22	WINTHROP	29	11-12	7-8	3-3	0-1-1	2	2	0	0	1	32
D. 28	COPPIN STATE	30	6-11	2-5	3-3	1-4-5	2	1	3	0	0	17
D. 31	LOUISVILLE	23	3-6	1-2	2-2	2-1-3	2	1	0	0	0	9
J. 3	PENN	33	6-11	2-5	2-3	0-3-3	2	2	1	1	0	16
J. 8	GEORGIA	36	7-18	2-6	2-3	0-2-2	5	1	2	0	2	18
J. 11	AUBURN	START 31	3-7	2-5	0-0	2-1-3	1	7	4	1	2	8
J. 15	LSU	START 22	3-7	1-2	3-3	2-2-4	2	5	1	0	1	10
J. 18	ALABAMA	START 39	6-14	2-6	2-2	2-0-2	3	2	2	0	1	16
J. 22	SOUTH CAROLINA	16	1-2	0-1	7-8	0-0-0	4	2	2	0	0	9
J. 29	GEORGIA	31	7-11	3-6	2-2	0-2-2	1	2	0	0	0	19
F. 1	OLE MISS	35	8-13	2-5	2-2	0-2-2	4	3	3	0	1	20
F. 5	FLORIDA	28	1-5	1-2	2-2	0-3-3	1	3	2	0	3	5
F. 8	TENNESSEE	27	3-7	2-3	1-2	0-1-1	1	2	0	0	0	9
F. 12	VANDERBILT	30	2-6	0-2	4-5	1-1-2	4	0	0	0	0	8
F. 15	MISSISSIPPI STATE	START 38	7-8	3-3	3-4	0-0-0	3	0	2	0	1	20
F. 19	SOUTH CAROLINA	START 32	5-11	3-5	5-6	0-1-1	1	1	3	0	2	18
F. 23	ARKANSAS	START 16	1-5	0-2	0-0	0-0-0	3	0	1	1	0	2
F. 26	FLORIDA	START 30	6-9	2-4	0-1	0-3-3	2	0	1	0	0	14
M. 1	VANDERBILT	START 31	3-11	0-2	3-4	3-0-3	2	2	0	0	0	9
M. 6	TENNESSEE	START 26	2-5	2-5	0-0	0-1-1	5	1	1	0	1	6
M. 11	OLE MISS [SEC]	START 39	7-10	3-4	2-4	0-4-4	3	3	1	0	1	19
M. 12	ALABAMA [SEC]	START 22	6-10	2-4	1-3	2-0-2	2	0	0	0	0	15
M. 13	FLORIDA [SEC]	23	2-6	0-3	2-2	0-0-0	1	1	1	0	0	6
M. 17	PRINCETON [NCAA]	START 34	3-7	0-0	1-2	0-3-3	1	1	3	0	1	7
M. 19	WEST VIRGINIA [NCAA]	START 14	2-5	1-3	1-1	0-1-1	3	0	0	0	0	6
M. 25	OHIO STATE [NCAA]	START 31	2-5	2-3	0-0	0-0-0	2	0	0	1	0	6
M. 27	NORTH CAROLINA [NCAA]	25	3-5	2-2	0-0	0-2-2	3	1	2	0	0	8
A. 2	CONNECTICUT [NCAA]	27	5-10	3-5	0-0	0-0-0	1	0	2	0	0	13

LAMB'S CAREER HIGHS

	Opponent	Date	Opponent	Date
Points	32 vs. Winthrop	12/22/10	FT Atts	8 Two times
FG Made	11 vs. Winthrop	12/22/10	Rebounds	5 Two times
FG Atts	18 at Georgia	1/8/11	Assists	7 vs. Auburn
3FG Made	7 vs. Winthrop	12/22/10	Steals	3 at Florida
3FG Atts	8 vs. Winthrop	12/22/10	Blocks	1 six times
FT Made	7 Two times		Minutes	39 Two times

LAMB'S STATISTICS

Year	G-S	Min.-Avg.	FG-A/Pct.	3FG-A/Pct.	FT-A/Pct.	Reb.-Avg.	PF-D	AT	TO	BS	St	TP-Avg.
2010-11	38-14	1078-28.4	161-324/.497	68-140/.486	79-100/.790	75-2.0	85-2	62	50	6	22	469-12.3
Total	38-14	1078-28.4	161-324/.497	68-140/.486	79-100/.790	75-2.0	85-2	62	50	6	22	469-12.3



DARIUS MILLER

6-8 • 225 • SENIOR • MAYSVILLE, KY. • MASON COUNTY

SUMMER 2011

Represented United States at World University Games in China ... Averaged 5.6 points, 3.6 rebounds in the seven-game tournament.

2010-11

Started 37 of 38 games, averaging 10.9 points per game and 4.6 rebounds ... Hit a 3-pointer in 36 of 38 games ... Averaged 15.6 ppg during his 10-game streak of at least 10 pts. ... Scored 11 pts. vs. UNC to help UK advance to Final Four ... Scored 15 of game-high 17 pts. in first half of NCAA Tournament opening game vs. Princeton ... Named the SEC Tournament MVP after averaging 13.3 points and 5.6 rebounds during the three-game run ... Posted 10 points, four rebounds and four assists vs. Alabama in the SEC Tournament semifinals ... Totaled 15 points and seven rebounds vs. Ole Miss in the SEC Tournament quarterfinals ... Scored a career high 24 points against Florida to go with three assists and three blocks ... Had 13 pts. and eight boards at Arkansas ... Scored 22 points vs. South Carolina, including a career-high six 3-pointers made, nine rebs. and three blocks ... Had 14 pts. and seven rebs. in win over UGA ... Scored a season-high 18 pts. at South Carolina while playing a career-high 39 minutes ... Was 5-of-8 from the field against Alabama ... Scored 15 points against LSU on 7-of-11 shooting from the field ... Tied a career high with seven made field goals against LSU ... Filled the stat sheet against Penn with 11 pts., seven rebs., six assists, two blocks and two steals ... Posted seven first-half points to help UK stake an 11-point halftime lead at Louisville ... Totaled 14 pts., including 5-of-5 from the charity stripe, along with five assists and three blocks vs. MVSU ... Tied for a team-high seven rebounds against North Carolina ... Scored 13 points on 4-of-8 shooting from the field against UNC ... Scored 15 pts. vs. UConn in Maui Invitational championship game, including 13 in the second half ... Recorded career-highs of five steals and four blocks at Portland ... Scored 15 points on a sharp 6-of-7 shooting from the field, including 3-of-4 from beyond the arc, and dished out a game-high four assists ... Grabbed a career-high 11 rebounds in UK's season opener against ETSU.

CAT SCRATCHES

Full name: Darius Tiyon Miller

Parents: Brian and Nicole Miller

Date of Birth: March 21, 1990

Place of Birth: Maysville, Ky.

High School Coach: Chris O'Hearn

High School Mascot: Royals

Major: Community Communications and Leadership Development

2009-10

Started 32 of 38 games, averaging 6.5 points ... Totaled nine points, four assists and three steals vs. Cornell in the NCAA Tournament ... Scored a career-high 20 points, shooting 7-of-9 from the field with a team-leading nine rebounds vs. Wake Forest in the NCAA Second Round in New Orleans ... Led UK with 14 points, shooting 3-of-5 from behind the arc vs. Florida ... Key scorer during the comeback attempt at Tennessee, finishing with seven points, four rebounds, two blocks and two steals ... Finished with seven points, eight rebounds and two blocks in win over South Carolina ... Scored nine points with two blocks in the overtime win at Mississippi State ... Posted a career-high 18 points, including four 3-pointers vs. Arkansas ... Totaled nine points, four rebounds and two assists at Florida ... Scored a season-high 16 points, including a career-high four 3-pointers and dished out a season-high five assists vs. Hartford ... Scored 11 points vs. Austin Peay ... Dished out a season-high four assists at Indiana ... Totaled a season-high three steals vs. UConn ... Scored all eight points in UK's 28-2

run vs. North Carolina ... Recorded his second straight game with three 3-pointers vs. UNC Asheville ... Totaled 13 points and three assists, tying a career high with three 3-point baskets ... Posted a near double-double with nine points and a team-leading eight rebounds vs. Cleveland State in Cancun ... Scored 15 points, including 3-of-6 from 3-point range with three assists in the win over Sam Houston State ... Posted nine points and five rebounds in UK's win over Miami-Ohio.

SUMMER 2009

Selected to USA U-19 National team over the summer ... Played in all nine games, earning two starts in helping lead Team USA to gold medal at U-19 World Championship in New Zealand ... Led the team with 12 blocked shots, while averaging 5.0 points per game and 3.1 rebounds per game.

2008-09

Played in 36 games, starting two in his first season as a Wildcat ... Averaged 8.1 points per game over the last nine contests ... Recorded 12 points and eight rebounds in his collegiate debut against VMI ... Totaled a career-high 13 points and four assists vs. Delaware State ... Earned his first career start vs. Longwood ... Logged 32 minutes vs. West Virginia, totaling six rebounds and three assists ... Scored six points in 25 minutes vs. Lamar ... Earned his second career start, totaling a career-high 10 rebounds, five assists and two blocks in a career-high 34 minutes vs. Miami ... Totaled four assists and a season-high two steals vs. Appalachian State ... Tied a career high with five assists against Tennessee State ... Scored seven points with three rebounds and two blocks in 21 minutes at Tennessee ... Logged 15 minutes, with four points and two rebounds at Georgia ... Played 20 minutes in the second half, totaling seven rebounds, three blocks, two steals and two assists in 33 minutes at Alabama ... Posted the third double-figure scoring game of his career, totaling 12 points, nine rebounds, five assists in 31 minutes at Ole Miss ... In 31 minutes vs. Mississippi State, totaled seven points, five assists and three steals ... Made two clutch free throws down the stretch vs. Florida ... Totaled eight points, six rebounds and three steals at Arkansas ... Had his best day as a Wildcat, setting career-highs with 17 points and six assists to go along with two blocks vs. Tennessee ... Miller was also perfect from the field (6-for-6), from behind the arc (3-for-3) and from the charity stripe (2-for-2) ... Was 2-of-2 from behind the arc vs. LSU, tying the game at 70-70 with 27 seconds remaining ... Scored 12 points vs. Ole Miss in the SEC Tourney

HIGH SCHOOL

Averaged 19.9 points per game, grabbing 7.9 boards 3.6 assists 2.9 steals and shooting 51 percent in his senior season ... Shot 34 percent from 3-point range.... Helped lead Mason County to 2008 State Championship ... Named 2008 Mr. Basketball ... Scored more than 2,000 points in high school career ... Ranked the seventh best small forward in the country and 38th overall by Scout.com ... Averaged 20 points, nine rebounds, four assists and four blocked shots his junior season.

PERSONAL

Born March 21, 1990 ... Son of Brian and Nicole Miller ... Chose Kentucky over Cincinnati, Florida, Illinois, Indiana, Kansas State, Louisville, Miami, Tennessee, Xavier.

MILLER'S CAREER GAME-BY-GAME STATISTICS

2010-11

Date	Opponent	Min	FG-A	3PT-A	FT-A	O-D-T	PF	A	TO	Blk	Stl	Pts
N. 23	EAST TENNESSEE ST	START31	3-9	2-5	0-0	3-8-11	2	1	3	1	1	8

KENTUCKY MEN'S BASKETBALL

N. 24	PORTLAND	START30	6-7	3-4	0-0	1-4-5	4	4	2	4	5	15
N. 30	OKLAHOMA	START26	2-5	1-3	0-0	2-3-5	4	0	0	1	1	5
N. 23	WASHINGTON	START24	2-5	1-2	3-4	2-1-3	4	1	1	1	1	8
N. 24	CONNECTICUT	START29	6-14	2-5	1-3	3-1-4	3	2	0	0	0	15
N. 30	BOSTON	START19	3-3	2-2	0-0	0-2-2	4	3	2	2	1	8
D. 4	NORTH CAROLINA	START34	4-8	3-5	2-2	0-7-7	3	0	2	1	0	13
D. 8	NOTRE DAME	START37	1-5	1-2	4-6	2-3-5	3	2	2	0	0	7
D. 11	INDIANA	START25	3-8	1-2	2-2	1-1-2	5	2	1	0	0	9
D. 18	MISS. VALLEY ST	START30	4-7	1-2	5-5	0-3-3	1	5	2	3	2	14
D. 22	WINTHROP	START25	1-4	0-2	2-2	1-8-9	1	2	1	0	0	4
D. 28	COPPIN STATE	START27	3-5	1-3	0-0	2-4-6	4	4	1	1	2	7
D. 31	LOUISVILLE	START29	3-6	0-1	1-1	1-2-3	4	0	2	1	0	7
J. 3	PENN	START30	5-7	1-1	0-0	3-4-7	0	6	3	2	2	11
J. 8	GEORGIA	START32	2-11	1-3	2-2	2-2-4	5	3	1	1	0	7
J. 11	AUBURN	START28	4-9	2-6	0-0	0-6-6	3	1	0	1	0	10
J. 15	LSU	START26	7-11	1-4	0-0	0-4-4	2	0	1	1	2	15
J. 18	ALABAMA	START31	5-8	2-3	0-0	3-1-4	2	0	2	1	2	12
J. 22	SOUTH CAROLINA	START39	7-12	1-2	3-3	1-4-5	2	0	4	2	0	18
J. 29	GEORGIA	START32	4-10	1-3	5-7	2-5-7	2	0	4	0	0	14
F. 1	OLE MISS	START31	1-4	1-2	0-0	1-0-1	1	1	4	0	0	3
F. 5	FLORIDA	START34	4-7	1-1	0-0	1-1-2	3	2	1	0	1	9
F. 8	TENNESSEE	START34	1-7	1-4	4-4	2-4-6	2	2	1	0	0	7
F. 12	VANDERBILT	START18	3-8	1-4	0-0	1-2-3	2	1	0	2	0	7
F. 15	MISSISSIPPI STATE	33	5-9	3-7	0-0	0-0-0	2	1	0	2	2	13
F. 19	SOUTH CAROLINA	START37	6-10	6-8	4-4	2-7-9	2	0	2	3	0	22
F. 23	ARKANSAS	START44	5-13	1-5	2-2	4-4-8	1	1	0	2	1	13
F. 26	FLORIDA	START35	9-15	2-4	4-5	2-2-5	2	3	1	3	0	24
M. 1	VANDERBILT	START28	5-9	1-2	1-1	0-0-0	3	0	1	0	2	12
M. 6	TENNESSEE	START36	5-10	2-3	3-4	1-3-4	4	0	2	0	2	15
M. 11	OLE MISS [SEC]	START26	6-11	1-3	2-2	2-5-7	4	2	1	0	1	15
M. 12	ALABAMA [SEC]	START36	4-9	2-5	0-0	0-4-4	2	4	1	1	0	10
M. 13	FLORIDA [SEC]	START37	6-8	2-3	1-1	0-6-6	3	1	1	2	0	15
M. 17	PRINCETON [NCAA]	START38	6-11	2-6	3-3	1-3-4	1	3	2	1	0	17
M. 19	WEST VIRGINIA [NCAA]	START36	1-7	1-4	0-0	0-2-2	2	1	2	1	0	3
M. 25	OHIO STATE [NCAA]	START39	2-6	1-3	2-2	2-2-4	3	4	2	2	2	7
M. 27	NORTH CAROLINA [NCAA]	START26	4-7	2-3	1-1	2-1-3	3	2	1	1	1	11
A. 2	CONNECTICUT [NCAA]	START26	1-7	1-4	1-2	1-2-3	2	2	2	0	1	4

2009-10

Date	Opponent	Min	FG-A	3PT-A	FT-A	O-D-T	PF	A	TO	BS	ST	Pts
N. 13	MOREHEAD STATE	START32	0-4	0-3	0-0	1-2-3	2	3	5	1	0	0
N. 16	MIAMI-OHIO	START27	4-6	1-2	0-0	3-2-5	2	1	0	0	1	9
N. 19	SAM HOUSTON ST	START31	5-10	3-6	2-2	0-1-1	5	3	0	1	0	15
N. 21	RIDER	START23	2-6	1-3	0-0	0-3-3	3	3	0	0	1	5
N. 24	vs. Cleveland St. [Cancun]	START24	3-7	1-3	2-2	2-6-8	3	1	2	0	0	9
N. 25	vs. Stanford [Cancun]	START36	3-9	3-6	4-5	3-1-4	3	3	1	0	0	13
N. 30	vs. UNC Asheville [L'ville]	START29	3-8	3-7	0-0	0-0-0	1	1	0	0	1	9
D. 5	NORTH CAROLINA	START32	3-7	2-5	0-0	1-3-4	0	1	0	2	2	8
D. 9	vs. UConn [New York]	START30	1-7	0-4	0-0	0-1-1	2	0	2	0	3	2
D. 12	at Indiana	START17	2-7	1-2	2-2	2-1-3	1	4	0	1	0	7
D. 19	AUSTIN PEAY	START20	4-7	3-5	0-0	0-0-0	2	2	1	2	1	11
D. 21	DREXEL	START20	1-2	1-1	0-0	0-2-2	1	3	1	1	1	3
D. 23	LONG BEACH STATE	START26	3-7	2-4	0-0	0-4-4	2	0	2	1	0	8
D. 29	HARTFORD	START23	6-8	4-6	0-0	1-0-1	3	5	2	0	0	16
J. 2	LOUISVILLE	START8	0-1	0-0	0-0	1-1-2	3	0	1	0	0	0
J. 9	GEORGIA	START15	1-2	0-1	3-5	1-0-1	0	0	1	0	1	5
J. 12	at Florida	START26	4-8	1-3	0-0	2-2-4	1	2	0	0	0	9
J. 16	at Auburn	START19	1-4	1-4	0-0	0-2-2	1	0	1	2	0	3
J. 23	ARKANSAS	START26	7-9	4-6	0-0	0-5-5	2	4	1	0	2	18
J. 26	at South Carolina	START14	0-2	0-2	0-0	0-1-1	1	1	2	0	0	0
J. 30	VANDERBILT	START8	0-1	0-1	0-0	0-0-0	3	2	1	0	0	0
F. 2	OLE MISS	9	2-5	1-4	0-0	0-1-1	2	1	1	0	0	5
F. 6	at LSU	17	0-1	0-1	0-0	1-1-2	0	3	0	1	2	0
F. 9	ALABAMA	8	0-3	0-1	0-0	0-0-0	0	0	1	0	0	0
F. 13	TENNESSEE	7	1-2	0-1	0-0	0-0-0	0	0	1	1	0	2
F. 16	at Mississippi State	19	3-6	1-4	2-2	0-2-2	1	1	0	2	0	9
F. 20	at Vanderbilt	START14	1-4	1-2	0-0	0-0-0	3	1	2	1	1	3
F. 25	SOUTH CAROLINA	START32	2-6	1-2	2-3	4-4-8	1	1	0	2	0	7
F. 27	at Tennessee	START26	3-9	1-5	0-0	1-3-4	1	1	1	2	2	7

M. 3	at Georgia	START15	2-9	0-5	0-0	2-0-2	3	1	1	2	0	4
M. 7	FLORIDA	26	5-7	3-5	1-2	3-1-4	3	2	2	0	0	14
M. 12	vs. Alabama [SEC]	START16	1-6	0-3	2-3	0-2-2	0	0	0	0	0	0
M. 13	vs. Tennessee [SEC]	START21	2-5	1-4	0-0	0-0-0	3	1	2	0	0	5
M. 14	vs. Mississippi St.[SEC]	START13	0-2	0-1	0-0	0-1-1	0	1	0	0	1	0
M. 18	vs.ETSU[NCAA]	START11	1-5	1-4	2-2	0-1-1	4	0	0	0	0	5
M. 20	vs. Wake Forest [NCAA]	START27	7-9	1-3	5-5	2-7-9	3	2	0	0	0	20
M. 25	vs. Cornell [NCAA]	START30	3-8	1-5	2-2	1-1-2	2	4	0	0	3	9
M. 27	vs. W. Virginia [NCAA]	START27	0-6	0-4	2-4	2-1-3	5	0	1	0	0	2

2008-09

Date	Opponent	Min	FG-A	3PT-A	FT-A	O-D-T	PF	A	TO	BS	ST	Pts
N. 14	VMI	21	5-8	0-1	2-4	4-4-8	4	2	2	0	0	12
N. 18	North Carolina	13	0-2	0-0	0-0	0-0-0	3	0	5	1	0	0
N. 22	DELAWARE STATE	33	4-8	1-3	4-4	2-1-3	3	4	0	0	1	13
N. 24	LONGWOOD	start-13	0-3	0-3	1-2	0-1-1	2	1	1	0	1	1
N. 28	Kansas St. [Vegas]	14	1-1	0-0	3-4	1-1-2	5	1	2	0	1	5
N. 29	West Virginia [Vegas]	32	0-4	0-1	0-0	0-6-6	3	3	2	0	0	0
D. 3	LAMAR	25	3-5	0-1	0-0	1-2-3	3	1	3	1	1	6
D. 6	MIAMI (Fla.)	start-34	0-6	0-1	3-4	6-4-10	4	5	3	2	1	3
D. 7	MISS. VALLEY ST	11	0-1	0-1	2-2	0-1-1	0	1	1	0	0	2
D. 13	INDIANA	29	2-5	1-3	0-0	0-3-3	5	1	1	2	1	5
D. 20	Appalachian St. [L'ville]	19	1-3	1-2	0-0	0-3-3	2	4	0	1	2	3
D. 22	TENNESSEE STATE	20	2-5	1-2	0-0	0-3-3	3	5	2	0	0	5
D. 27	FLORIDA ATLANTIC	7	1-2	0-1	0-0	0-1-1	2	1	1	0	0	2
D. 29	CENTRAL MICHIGAN	10	0-3	0-1	0-0	0-0-0	2	1	1	1	0	0
J. 4	Louisville	13	0-1	0-0	0-0	0-0-0	0	1	0	0	0	0
J. 10	VANDERBILT	14	0-4	0-2	2-2	0-6-6	0	0	1	0	0	2
J. 13	Tennessee	21	3-6	1-2	0-0	3-0-3	3	1	5	2	0	7
J. 18	Georgia	15	1-1	0-0	2-2	0-2-0	0	0	2	0	1	4
J. 21	AUBURN	5	1-2	0-0	1-2	0-1-1	1	0	0	0	0	3
J. 24	Alabama	33	0-2	0-2	0-0	2-5-7	2	2	3	3	2	0
J. 27	Ole Miss	31	4-10	2-6	2-2	2-7-9	3	5	3	1	0	12
J. 31	SOUTH CAROLINA	19	2-4	0-1	0-0	0-3-3	2	0	2	1	1	4
F. 3	MISSISSIPPI STATE	31	3-7	0-1	1-2	0-3-3	2	5	1	0	3	7
F. 10	FLORIDA	11	0-0	0-0	2-2	0-0-0	0	2	1	0	1	2
F. 14	Arkansas	27	2-6	1-2	3-4	2-4-6	5	1	1	1	3	8
F. 17	Vanderbilt	24	3-7	1-2	0-0	0-1-1	5	1	2	0	1	7
F. 21	TENNESSEE	26	6-6	3-3	2-2	0-3-3	2	6	1	2	0	17
F. 25	South Carolina	31	0-2	0-0	5-6	0-1-1	2	4	1	1	1	5
F.28	LSU	27	3-4	2-2	0-0	1-3-4	3	3	2	2	0	8
M. 4	GEORGIA	29	3-7	1-3	2-2	2-3-5	4	2	3	0	2	9
M. 7	Florida	15	0-0	0-0	0-0	0-1-1	1	1	6	0	0	0
M. 12	Ole Miss [SEC]	24	5-9	0-0	2-2	0-0-0	3	2	2	0	0	12
M. 13	LSU [SEC]	22	3-7	0-2	2-2	2-1-3	5	1	0	0	2	8
M. 17	UNLV [NIT]	23	4-8	1-2	0-0	2-3-5	2	2	1	0	1	9
M. 23	Creighton [NIT]	22	2-7	1-2	0-1	1-2-3	3	1	2	1	1	5
M. 25	Notre Dame [NIT]	21	2-5	1-2	0-0	0-3-3	3	2	1	0	0	5

MILLER'S CAREER HIGHS

	Opponent	Date		Opponent	Date
Points	24 vs. Florida	2/26/11	FT Atts	7 Georgia	1/29/11
FG Made	9 vs. Florida	2/26/11	Rebounds	11 vs. East Tenn. St.	11/12/10
FG Atts	15 vs. Florida	2/26/11	Assists	6 Two times	
3FG Made	6 South Carolina	2/19/11	Steals	5 Portland	11/19/10
3FG Atts	8 South Carolina	2/19/11	Blocks	4 Portland	11/19/10
FT Made	5 Four times		Minutes	44 vs. Arkansas	2/23/11

MILLER'S STATISTICS

Year	G-S	Min.-Avg.	FG-A/Pct.	3FG-A/Pct.	FT-A/Pct.	Reb.-Avg.	PF-D	AT	TO	BS	St	TP-Avg.
2008-09	36-2	64-21.2	66-161/.410	18-54/.333	41-51/.804	111-3.1	92-5	72	64	22	27	191-5.3
2009-10	38-32	804-21.2	86-215/.400	43-128/.336	31-39/.795	95-2.5	72-2	58	35	22	27	246-6.5
2010-11	38-37	1178-31.0	149-312/.478	58-131/.443	58-68/.853	173-4.6	100-2	66	57	43	32	414-10.9
Total	112-71	2746-24.5	301-688/.438	119-313/.380	130-158/.823	379-3.4	264-9	196	156	87	81	851-7.6



JARROD POLSON

6-2 • 185 • SOPHOMORE • NICHOLASVILLE, KY • WEST JESSAMINE

2010-11

Played in 17 of 38 games, including six of 16 SEC games ... Played three minutes on the road in hostile Memorial Gymnasium against Vanderbilt ... Played one minute in the first half at Florida, pulling down one rebound and taking two shot attempts ... Played three minutes in first half win at South Carolina, tying an SEC-career high ... Logged three minutes against LSU ... Scored two points on 2-of-2 shooting from the free-throw line against Penn ... Grabbed his first rebound of the season, playing three minutes vs. Coppin State ... Logged three minutes, making his first basket of the season against Winthrop ... Played one minute against Indiana ... Played one minute on the road against North Carolina ... Scored his first two points of his career against Boston by converting on both of his free-throw attempts ... Played a season-high four minutes against Boston ... Played two minutes on the road against Portland ... Played one minute in UK's season opener against East Tennessee State ... Registered two minutes in the exhibition against Pikeville ... Scored one point, grabbed one rebound and dished out one assist in five minutes of UK's exhibition win over Dillard.

CAT SCRATCHES

Nickname: JPO
Parents: George and Chris Polson
Date of Birth: May 8, 1991
Place of Birth: Lexington, Ky.
High School Coach: Damon Kelley
High School Mascot: Colts
Major: Business - Finance

HIGH SCHOOL

Averaged 18.2 points, 6.4 assists and 4.9 rebounds as a senior at West Jessamine High School, leading the squad to the second round of the Sweet 16 state tournament ... Scored 40 of the team's 60 points in the regional semifinals and 31 of the squad's 51 points in the regional finals to help West Jessamine advance to the Sweet 16 state tournament ... Finished his career as the school's all-time leading scorer with 1,884 points ... Named First Team All-State by a number of publications.

PERSONAL

Born on May 8, 1991 ... Son of George and Chris Polson ... Walk-on who earned a scholarship ... Chose Kentucky over Liberty.

POLSON'S CAREER GAME-BY-GAME STATISTICS

2010-11

Date	Opponent	Min	FG-A	3PT-A	FT-A	O-D-T	PF	A	TO	Blk	Stl	Pts
N. 12	EAST TENNESSEE STATE	1	0-0	0-0	0-0	0-0-0	0	0	0	0	0	0
N. 19	PORTLAND	2	0-1	0-1	0-0	0-0-0	1	0	0	0	0	0
N. 22	OKLAHOMA					DNP						
N. 23	WASHINGTON	1	0-0	0-0	0-0	0-0-0	0	0	0	0	0	0
N. 24	CONNECTICUT					DNP						
N. 30	BOSTON	4	0-1	0-0	2-2	0-0-0	0	0	0	0	0	2
D. 4	NORTH CAROLINA	1	0-0	0-0	0-0	0-0-0	0	0	0	0	0	0
D. 8	NOTRE DAME					DNP						
D. 11	INDIANA	1	0-0	0-0	0-0	0-0-0	0	0	0	0	0	0
D. 18	MISS. VALLEY ST					DNP						
D. 22	WINTHROP	3	1-1	0-0	0-0	0-0-0	0	0	1	0	0	2

Date	Opponent	Min	FG-A	3PT-A	FT-A	O-D-T	PF	A	TO	BS	ST	Pts
D. 28	COPPIN STATE	3	0-1	0-0	0-0	0-1-1	0	0	1	0	0	0
D. 31	LOUISVILLE					DNP						
J. 3	PENN	1	0-0	0-0	2-2	0-0-0	0	0	0	0	0	2
J. 8	GEORGIA					DNP						
J. 11	AUBURN	1	0-0	0-0	0-0	0-0-0	0	0	0	0	0	0
J. 15	LSU	3	0-0	0-0	0-0	0-0-0	0	0	0	0	0	0
J. 18	ALABAMA					DNP						
J. 22	SOUTH CAROLINA	3	0-1	0-0	0-0	0-0-0	0	0	0	0	0	0
J. 29	GEORGIA					DNP						
F. 1	OLE MISS					DNP						
F. 5	FLORIDA	1	0-2	0-0	0-0	0-1-1	0	0	1	0	0	0
F. 8	TENNESSEE					DNP						
F. 12	VANDERBILT	3	0-0	0-0	0-0	0-0-0	0	0	0	0	0	0
F. 15	MISSISSIPPI STATE					DNP						
F. 19	SOUTH CAROLINA	1	0-0	0-0	0-0	0-0-0	1	0	0	0	0	0
F. 23	ARKANSAS					DNP						
F. 26	FLORIDA					DNP						
M. 1	VANDERBILT					DNP						
M. 6	TENNESSEE					DNP						
M. 11	OLE MISS [SEC]					DNP						
M. 12	ALABAMA [SEC]	1	0-0	0-0	0-0	0-0-0	0	0	0	0	0	0
M. 13	FLORIDA [SEC]	1	0-0	0-0	0-0	0-0-0	0	0	0	0	0	0
M. 17	PRINCETON [NCAA]					DNP						
M. 19	WEST VIRGINIA [NCAA]					DNP						
M. 25	OHIO STATE [NCAA]					DNP						
M. 27	NORTH CAROLINA [NCAA]					DNP						
A. 2	CONNECTICUT [NCAA]					DNP						

POLSON'S CAREER HIGHS

	Opponent	Date	Opponent	Date
Points	2	Three times	FT Atts	2
FG Made	1	vs. Winthrop	Rebounds	1
FG Atts	2	at Florida	Assists	0
3FG Made	0		Steals	0
3FG Atts	1	vs. Portland	Blocks	0
FT Made	2	Two times	Minutes	4
				vs. Boston
				11/30/11

POLSON'S STATISTICS

Year	G-S	Min.-Avg.	FG-A/Pct.	3FG-A/Pct.	FT-A/Pct.	Reb.-Avg.	PF-D	AT	TO	BS	St	TP-Avg.
2010-11	17-0	31-1.8	1-7/.143	0-1/0.00	4-4/1.000	2-0.1	2-0	0	3	0	0	6-0.4
Total	17-0	31-1.8	1-7/.143	0-1/0.00	4-4/1.000	2-0.1	2-0	0	3	0	0	6-0.4



STACEY POOLE, JR.

6-4 • 200 • SOPHOMORE • JACKSONVILLE, FLA. • PROVIDENCE

2010-11

Played in 16 of 38 games ... Saw action in UK's home win over South Carolina ... Logged four minutes against LSU ... Posted two rebounds for the second straight game vs. Coppin State ... Grabbed a season-best two rebounds in three minutes against Winthrop ... Pulled down one rebound in seven minutes of action against Indiana ... Hit his first 3-point basket of his career against Notre Dame ... Shot a perfect 1-

CAT SCRATCHES

Parents: Stacey and Shelley Poole
Date of Birth: Oct. 24, 1991
Place of Birth: Jacksonville, Fla.
High School Coach: Jim Martin
High School Mascot: Stallions
Major: Undergraduate Studies

for-1 from the field and from 3-point range against Notre Dame and also grabbed an important offensive rebound to keep the possession alive. UK would later score on that possession with a layup from Brandon Knight ... 3-point basket against Notre Dame helped key a 13-2 run to close out the half ... Recorded the first assist of his career against Boston ... Logged a season-high eight minutes vs. Washington in the EA Sports Maui Invitational ... Played two minutes on the road against Portland ... Had one rebound in first collegiate outing ... Played one minute against East Tennessee State ... Scored three points in UK's exhibition win against Pikeville ... Scored five points, grabbed six rebounds and passed out three assists in eight minutes of play in the exhibition against Dillard.

HIGH SCHOOL

Averaged 16 points, eight rebounds and four assists as a senior ... Participated in Kentucky Derby Festival Basketball Classic, where he scored 10 points and grabbed five rebounds ... Scored in double figures in 19 of his final 23 games his senior season ... Averaged 17.3 points per game as a junior ... First signee of class of 2010 ... Ranked as the fourth best small forward and No. 33 overall prospect of 2010 by Rivals.com, the No. 51 overall prospect by ESPNU and 12th best small forward by Scout.com.

PERSONAL

Born Oct. 24, 1991 ... Son of Stacey and Shelley Poole ... Father, Stacey, was a standout at the University of Florida who ranks as the Gators' No. 4 all-time scorer with 1,678 points ... Chose Kentucky over South Carolina.

POOLE'S CAREER GAME-BY-GAME STATISTICS

2010-11

Date	Opponent	Min	FG-A	3PT-A	FT-A	O-D-T	PF	A	TO	Blk	Stl	Pts
N. 12	EAST TENNESSEE STATE	1	0-1	0-0	0-0	0-1-1	0	0	0	0	0	0
N. 19	PORTLAND	2	0-0	0-0	0-0	0-0-0	0	0	0	0	0	0
N. 22	OKLAHOMA					DNP						
N. 23	WASHINGTON	8	0-2	0-1	0-0	0-0-0	1	0	0	0	0	0
N. 24	CONNECTICUT	+0	0-0	0-0	0-0	0-0-0	0	0	0	0	0	0
N. 30	BOSTON	4	0-0	0-0	0-0	0-0-0	1	1	1	0	0	0
D. 4	NORTH CAROLINA					DNP						
D. 8	NOTRE DAME	2	1-1	1-1	0-0	1-0-1	0	0	0	0	0	3
D. 11	INDIANA	7	0-3	0-1	0-0	1-0-1	0	0	0	0	0	0
D. 18	MISS. VALLEY ST					DNP						
D. 22	WINTHROP	3	0-0	0-0	0-0	0-2-2	0	0	0	0	0	0
D. 28	COPPIN STATE	6	0-0	0-0	1-2	1-1-2	0	0	0	0	0	1
D. 31	LOUISVILLE					DNP						
J. 3	PENN	1	0-0	0-0	0-0	0-0-0	0	0	0	0	0	0
J. 8	GEORGIA					DNP						
J. 11	AUBURN	4	0-1	0-1	0-0	0-0-0	1	0	0	0	0	0
J. 15	LSU	4	0-1	0-0	0-0	0-1-1	1	0	0	0	0	0
J. 18	ALABAMA					DNP						
J. 22	SOUTH CAROLINA					DNP						
J. 29	GEORGIA					DNP						
F. 1	OLE MISS					DNP						
F. 5	FLORIDA					DNP						
F. 8	TENNESSEE					DNP						
F. 12	VANDERBILT					DNP						
F. 15	MISSISSIPPI STATE					DNP						
F. 19	SOUTH CAROLINA	1	0-0	0-0	0-0	0-0-0	0	0	0	0	0	0
F. 23	ARKANSAS					DNP						
F. 26	FLORIDA	+0	0-0	0-0	0-0	0-0-0	0	0	0	0	0	0
M. 1	VANDERBILT					DNP						

M. 6	TENNESSEE																		DNP
M. 11	OLE MISS [SEC]																		DNP
M. 12	ALABAMA [SEC]		1	0-0	0-0	0-0	0-0	0-0-0	0	0	0	0	0	0	0	0	0	0	
M. 13	FLORIDA [SEC]		1	0-0	0-0	0-0	0-0	0-0-0	0	0	0	0	0	0	0	0	0	0	
M. 17	PRINCETON [NCAA]																		DNP
M. 19	WEST VIRGINIA [NCAA]																		DNP
M. 25	OHIO STATE [NCAA]																		DNP
M. 27	NORTH CAROLINA [NCAA]																		DNP
A. 2	CONNECTICUT [NCAA]																		DNP

POOLE'S CAREER HIGHS

		Opponent	Date			Opponent	Date
Points	3	vs. Notre Dame	12/8/10	FT Atts	2	vs. Coppin State	12/28/10
FG Made	1	vs. Notre Dame	12/8/10	Rebounds	2	Two times	
FG Atts	3	vs. Indiana	12/11/10	Assists	1	vs. Boston	11/30/10
3FG Made	1	vs. Notre Dame	12/8/10	Steals	0		
3FG Atts	1	Four times		Blocks	0		
FT Made	1	vs. Coppin State	12/28/10	Minutes	8	vs. Washington	11/23/10

POOLE'S STATISTICS

Year	G-S	Min.-Avg.	FG-A/Pct.	3FG-A/Pct.	FT-A/Pct.	Reb.-Avg.	PF-D	AT	TO	BS	St	TP-Avg.
2010-11	16-0	45-2.8	1-9/.111	1-4/.250	1-2/.500	3-0.5	4-0	1	1	0	0	4-0.3
Total	16-0	45-2.8	1-9/.111	1-4/.250	1-2/.500	3-0.5	4-0	1	1	0	0	4-0.3



ELOY VARGAS

6-11 • 244 • SENIOR • MOCA, DOMINICAN REPUBLIC • MIAMI-DADE CC

2011 SUMMER

Traveled to China with Sports Reach USA ... Also worked out with the Dominican Republic national team.

2010-11

Played in all 38 games, averaging 1.5 points per game and 2.0 rebounds per game ... Pulled down five rebs. in the Final Four vs. UConn ...

Made impact in win over Florida in the SEC Tournament championship with two pts. and four rebs. in 10 mins. of action ... Grabbed two rebs. in six mins. vs. Ole Miss in the SEC Tourn quarterfinals ... Blocked two shots against Florida at home ... Had two pts. and two rebs. against South Carolina at home ... Finished with two pts., four rebs., and one assist in 14 mins., against Florida ... Played 14 mins. against LSU, pulling down four rebs. ... Played nine mins. against Auburn, pulling down three rebs. and blocking one shot ... Posted his second-straight game with three blocks vs. Coppin State ... Totaled a career-high eight pts. and three blocks in win over Winthrop ... Tied a career-high with six rebs. in 10 mins. of action vs. Miss. Valley State ... Played 10 minutes, logging two points, three rebounds, one block and one steal against Indiana ... Played nine minutes on the road against North Carolina, pulling down two rebounds ... Scored four points and pulled down four rebounds in 17 minutes of

CAT SCRATCHES

Nickname: Easy V/Big E
Parents: Anna Julia Vargas, Eloy Camacho Lantigua
Date of Birth: Dec. 30, 1988
Place of Birth: Dominican Republic
High School Coach: Denny Herz
High School Mascot: Patriots
Major: Community Communications and Leadership Development

play against Boston ... Totaled career highs with both six points and six rebounds vs. UConn in the Maui Invitational championship game ... Also was a perfect 4-for-4 from the charity stripe and blocked two shots ... Made two crucial free throws down the stretch vs. Washington, scoring four points ... Logged a season-high 16 minutes, grabbing four rebounds vs. Oklahoma ... Scored four points on a perfect 2-for-2 shooting from the field against Portland ... Totaled four rebounds and one blocked shot while playing 14 minutes against Portland ... Grabbed four rebounds, blocked one shot and dished out one assist in 13 minutes of action vs. ETSU.

College

Miami-Dade College (2009-10): Averaged 21.1 points and 14.1 rebounds while shooting 47 percent from the field and 77 percent from the free-throw line during the 2009-10 season ... Received All-America honors and conference player of the year accolades.

Florida (2008-09): Averaged 0.6 points and 0.7 rebounds with five blocks in nine appearances as a Gator ... Missed first 11 games of the season while recovering from off-season ankle surgery ... Played a career-high 11 minutes against Jacksonville in first round of the NIT, recording one rebound and a block ... Made two free-throws and grabbed two rebounds in two minutes against Auburn.

HIGH SCHOOL

Ranked as the No. 26 prospect in the nation according to Rivals.com and No. 33 according to Scout.com ... Averaged 21 points, 14 rebounds and four blocks while leading American Heritage High School to an 18-9 record as a senior during the 2007-08 season ... Achieved two program milestones during his stay, scoring a single-game record 40 points during the 2007 season and registering a triple-double with 20 points, 15 rebounds and 11 blocks in a contest during the 2008 campaign ... Claimed First-Team All-County and Second-Team All-State as a junior ... Averaged 21.0 points, 14.0 rebounds and four blocks during his junior season ... Won 2007 AAU National Championship as a member of Team Breakdown ... Participated in multiple elite showcase games, including the Elite 24 All-Star game in New York and the Reebok 4 All-Star game in Philadelphia ... Named to the Reebok Summer Championships First Team ... Played prep career at Chaminade Madonna Prep for two seasons before attending American Heritage.

PERSONAL

Born Dec. 30, 1988 ... Son of Ana Julia Vargas and Eloy Camacho Lantigua ... Chose Kentucky over Arizona, North Carolina and Seattle.

VARGAS' CAREER GAME-BY-GAME STATISTICS

2010-11

Date	Opponent	Min	FG-A	3PT-A	FT-A	O-D-T	PF	A	TO	Blk	Stl	Pts
N. 12	EAST TENNESSEE STATE	13	0-1	0-0	0-0	2-2-4	2	1	0	1	0	0
N. 19	PORTLAND	14	2-2	0-0	0-0	1-3-4	2	0	0	1	0	4
N. 22	OKLAHOMA	16	1-1	0-0	0-0	1-3-4	2	1	1	0	0	2
N. 23	WASHINGTON	6	1-1	0-0	2-2	1-0-1	1	0	0	0	0	4
N. 24	CONNECTICUT	19	1-2	0-0	4-4	3-3-6	1	0	0	2	1	6
N. 30	BOSTON	17	0-2	0-0	4-6	2-2-4	1	0	0	2	0	4
D. 4	NORTH CAROLINA	9	0-2	0-0	0-0	1-1-2	5	0	1	0	0	0
D. 8	NOTRE DAME	9	0-0	0-0	0-0	0-1-1	0	0	0	0	1	0
D. 11	INDIANA	10	0-0	0-0	2-4	1-2-3	0	0	0	1	1	2

D. 18	MISS. VALLEY ST	10	1-2	0-0	0-0	2-4-6	2	0	0	1	0	2
D. 22	WINTHROP	13	4-7	0-0	0-1	2-1-3	1	0	1	3	1	8
D. 28	COPPIN STATE	11	1-1	0-0	2-4	0-1-1	1	0	0	3	0	4
D. 31	LOUISVILLE	2	0-2	0-0	0-0	0-0-0	0	0	0	0	0	0
J. 3	PENN	10	2-5	0-0	0-0	1-1-2	0	0	2	0	0	4
J. 8	GEORGIA	4	0-0	0-0	0-0	0-0-0	2	0	0	1	0	0
J. 11	AUBURN	9	0-2	0-0	0-2	2-1-3	1	0	1	1	0	0
J. 15	LSU	14	1-3	0-0	0-0	2-2-4	1	0	0	0	0	2
J. 18	ALABAMA	3	0-0	0-0	0-0	0-0-0	0	0	1	0	0	0
J. 22	SOUTH CAROLINA	4	0-0	0-0	0-0	0-0-0	0	0	1	0	0	0
J. 29	GEORGIA	5	0-0	0-0	0-0	0-0-0	0	0	0	1	0	0
F. 1	OLE MISS	7	1-1	0-0	0-0	1-0-1	0	0	1	0	0	2
F. 5	FLORIDA	14	1-2	0-0	0-0	1-3-4	1	1	0	0	0	2
F. 8	TENNESSEE	7	0-2	0-0	0-0	1-1-2	0	0	1	0	0	0
F. 12	VANDERBILT	5	0-0	0-0	0-0	0-1-1	2	0	0	0	0	0
F. 15	MISSISSIPPI STATE	5	0-1	0-0	0-0	0-1-1	1	0	0	1	0	0
F. 19	SOUTH CAROLINA	4	0-0	0-0	2-2	2-0-2	1	0	1	0	0	2
F. 23	ARKANSAS	2	0-0	0-0	0-0	0-0-0	1	0	0	0	0	0
F. 26	FLORIDA	5	0-0	0-0	0-0	0-1-1	0	0	0	2	0	0
M. 1	VANDERBILT	4	1-1	0-0	0-0	1-0-1	3	0	0	0	0	2
M. 6	TENNESSEE	7	1-1	0-0	1-2	1-0-1	0	0	0	1	0	3
M. 11	OLE MISS [SEC]	6	0-0	0-0	0-0	0-2-2	0	0	0	0	0	0
M. 12	ALABAMA [SEC]	2	0-0	0-0	0-0	0-0-0	0	0	0	0	0	0
M. 13	FLORIDA [SEC]	10	0-0	0-0	2-4	3-1-4	3	0	0	0	1	2
M. 17	PRINCETON [NCAA]	3	0-0	0-0	0-0	0-2-2	1	1	0	2	0	0
M. 19	WEST VIRGINIA [NCAA]	4	1-1	0-0	0-0	1-0-1	2	0	1	0	0	2
M. 25	OHIO STATE [NCAA]	1	0-0	0-0	0-0	0-0-0	1	0	0	0	0	0
M. 27	NORTH CAROLINA [NCAA]	1	0-0	0-0	0-0	0-1-1	1	0	0	0	0	0
A. 2	CONNECTICUT [NCAA]	7	0-1	0-0	0-0	3-2-5	0	0	0	0	0	0

VARGAS' CAREER HIGHS

	Opponent	Date		Opponent	Date
Points	8 vs. Winthrop	12/22/10	FT Atts	6 vs. Boston	11/30/10
FG Made	4 vs. Winthrop	12/22/10	Rebounds	6 Two times	
FG Atts	7 vs. Winthrop	12/22/10	Assists	1 Four times	
3FG Made	0		Steals	1 Five times	
3FG Atts	0		Blocks	3 Two times	
FT Made	4 Two times		Minutes	19 vs. UConn	11/24/10

VARGAS' STATISTICS

Year	G-S	Min.-Avg.	FG-A/Pct.	3FG-A/Pct.	FT-A/Pct.	Reb.-Avg.	PF-D	AT	TO	BS	St	TP-Avg.
2008-09	9-0	34-3.78	0-10/.000	0-2/.000	5-9/.556	6-0.7	9-0	0	3	3	1	5-0.6(UF)
2010-11	38-0	292-7.7	19-43/.442	0-0/.000	19-31/.613	77-2.0	39-1	4	12	23	5	57-1.5
Total	27-0	326-6.9	19-53/.358	0-2/.000	24-40/.600	83-1.8	48-1	4	15	26	6	62-1.3



TWANY BECKHAM

6-5 • 205 • JUNIOR • LOUISVILLE, KY. • MISSISSIPPI STATE

2010-11

Played in 14 games as a sophomore for Mississippi State before transferring to UK after the fall semester ... Started five of the 14 games he played ... Had a career-high nine points against Detroit ... Career-best seven assists versus Appalachian State

2009-10

Redshirted entire year after having surgery on both hips to remove bone spurs.

2008-09

Due to a foot injury, did not play the first three games ... Saw first action against Fairleigh Dickinson and responded with four points on 2-of-2 shooting ... He also had two rebounds, two assists and two steals against the Knights ... Had his most productive outing at St. Bonaventure, scoring a career-high eight points on 2-of-3 shooting from the floor and 4-of-6 shooting at the foul line in 20 minutes ... He also dished out three assists, had one steal and just one turnover ... Played in the last 32 games and was one of MSU's first players off the bench ... Averaged 1.6 points and 1.5 rebounds ... Logged a total of 33 minutes in the SEC Tournament and averaged 1.5 points, 2.0 rebounds and dished out three assists ... Best game was against Georgia, where he tallied three points and was credited with two assists ... Played seven minutes against Washington in the NCAA Tournament and did not score.

2007-08

Averaged 15.0 points, 6.0 rebounds and 8.0 assists as a fifth-year player for coach Pete Hutchins at the New Hampton School in the highly competitive Class A division of the New England Preparatory School Athletic Council ... Led the Huskies in assists ... Ranked as the team's second-leading scorer.

HIGH SCHOOL

Three-year starter for coach Chris Renner at Ballard High School in Louisville, Ky., where he helped pace the Bruins to a three-year composite mark of 86-16 (.843) and a pair of Sweet 16 state tournament appearances. ... Averaged 16.1 points, 8.1 rebounds, 4.2 assists and 2.3 steals per game to earn first-team all-state honors. ... Chosen the 7th Region Player of the Year in 2006-07. ... Capped his Ballard High School career by representing his home state in the Indiana Kentucky All-Star series. ... Recorded 11 double-doubles in 2006-07, including a triple-double with 12 points, 11 assists and 10 rebounds in only 18 minutes against Manual in the regional tournament. ... Posted 10 games with 20 or more points in 2006-07, including a season-high 31 points, 11 boards, seven steals and five assists versus St. Xavier. ... Named MVP of the prestigious 2007 Louisville Invitational Tournament (LIT), averaging 22.5 points on 65-percent shooting (39-60 FGs) during the four-game tournament ... Tipped off the LIT with a 29-point performance (13-18 FGs) against Pleasure Ridge Park. ... Capped a mid-season, six-game stretch, in which he averaged 24.0 points on 62.6 percent shooting (57-91 FGs), with a 28-point effort versus Waggener. ... Credited with double-digit rebounds 12 times in 2006-07, including 20 and 16 boards (22 of the 36 rebounds were offensive) his first two outings of the year. ... Named to the 2007 Kentucky High School Athletic Association (KHSAA) Sweet 16 All-

CAT SCRATCHES

Full name: Antiquam Beckham

Nickname: Twany

Parent: Debra Beckham

Date of Birth: Nov. 14, 1988

Place of Birth: Louisville, Ky.

High School Coach: Chris Renner

High School Mascot: Bruins

Major: Communications

Tournament Team after leading the Bruins to a 35-3 record and a state runner-up finish. ... Averaged 14.3 points, 6.6 rebounds, 4.9 assists and 2.2 steals per contest as a junior to earn third-team all-state laurels from the Courier- Journal newspaper and help pace the 2005-06 Ballard club to a 22-10 mark. ... Averaged 6.9 points, 4.0 assists, 3.4 rebounds and 2.1 steals an outing as a sophomore starter for the Bruins' 29-3 Sweet 16 ballclub in 2004-05.

PERSONAL

Twany Beckham was born November 14, 1988, in Louisville, Ky. ... Majoring in Communications ... The son of Debra Beckham.

BECKHAM'S CAREER GAME-BY-GAME STATISTICS

2010-11 (at Mississippi State)

Date	Opponent	Min	FG-A	3PT-A	FT-A	O-D-T	PF	A	TO	Blk	Stl	Pts
N. 12	Tennessee State	13	0-4	0-1	0-0	0-4-4	2	0	1	0	1	0
N. 19	Appalachian State	26	1-3	0-0	0-0	0-4-4	2	7	1	0	2	0
N. 22	Detroit	19	4-8	0-1	1-3	0-3-3	2	6	2	0	0	9
N. 26	Troy	14	1-4	0-0	0-0	0-1-1	1	2	1	1	2	2
N. 30	Florida Atlantic	20	3-7	0-0	0-0	0-1-1	3	0	1	0	1	6
D. 11	East Tennessee State	21	1-2	0-1	2-2	0-1-1	2	4	1	0	0	4
D. 12	North Carolina A&T	11	0-2	0-0	0-0	0-2-2	1	3	4	0	1	0
D. 13	Nicholls State	3	0-0	0-0	0-0	0-0-0	0	0	0	0	0	0
D. 14	Alabama State	13	3-5	0-0	0-1	1-4-5	0	0	3	0	1	6
D. 18	vs Virginia Tech	13	1-1	0-0	0-0	0-0-0	2	0	1	0	3	2
D. 22	vs Washington State	12	1-3	1-2	0-0	0-1-1	0	2	2	0	1	3
D. 23	vs San Diego	17	1-5	0-1	0-0	0-1-1	1	1	1	0	3	2
D. 25	at Hawaii	14	1-4	0-0	0-0	2-3-5	2	2	2	0	0	2
D. 29	vs SMU	24	1-4	0-1	0-0	0-3-3	3	2	3	0	1	2

2008-09 (at Mississippi State)

Date	Opponent	Min	FG-A	3PT-A	FT-A	O-D-T	PF	A	TO	Blk	Stl	Pts
N. 22	Fairleigh Dickinson	10	2-2	0-0	0-1	1-1-2	2	2	0	0	2	4
N. 25	at St. Bonaventure	20	2-3	0-0	4-6	0-1-1	1	3	1	0	1	8
N. 28	vs Washington State	10	0-2	0-0	1-2	0-0-0	0	1	1	0	0	1
N. 29	vs Texas Tech	8	2-3	0-0	0-0	0-1-1	0	0	1	0	0	4
D. 6	Alabama State	13	2-3	0-0	0-0	0-1-1	0	0	0	0	0	4
D. 10	Charlotte	6	0-1	0-0	0-2	0-1-1	1	3	1	0	0	0
D. 13	South Alabama	13	1-1	0-0	4-4	0-3-3	1	2	0	0	1	6
D. 18	vs. Cincinnati	15	0-0	0-0	0-0	0-1-1	0	4	3	0	1	0
D. 22	vs Nicholls State	7	1-1	0-0	0-0	0-0-0	1	0	3	0	1	2
D. 30	San Diego	9	1-2	0-0	1-4	0-3-3	0	0	1	0	0	3
J. 03	Houston	10	0-1	0-1	0-1	0-1-1	4	2	3	0	0	0
J. 05	Western Kentucky	6	0-0	0-0	0-0	0-1-1	1	3	2	0	1	0
J. 10	at Arkansas	4	0-0	0-0	1-2	1-2-3	2	1	3	0	0	1
J. 14	Alabama	10	1-2	0-1	0-0	0-2-2	0	1	0	0	1	2
J. 17	Vanderbilt	5	0-1	0-0	0-0	0-3-3	0	1	2	1	0	0
J. 21	at LSU	10	0-4	0-1	0-0	0-1-1	1	2	2	0	0	0
J. 24	at Georgia	10	1-2	0-0	2-3	0-2-2	0	0	1	0	1	4
J. 31	Ole Miss	8	0-2	0-1	0-0	0-2-2	0	3	0	0	1	0
F. 03	at Kentucky	5	1-1	0-0	0-0	1-0-1	1	0	0	0	0	2
F. 07	Arkansas	2	0-0	0-0	0-0	0-0-0	0	0	0	0	0	0
F. 11	LSU	3	0-0	0-0	0-0	0-0-0	0	1	1	0	0	0
F. 14	at Auburn	9	0-3	0-0	0-0	1-4-5	0	0	1	0	0	0
F. 18	South Carolina	5	1-3	0-0	0-0	0-1-1	0	1	1	0	1	2
F. 21	at Alabama	3	0-0	0-0	0-0	0-0-0	1	0	0	0	1	0
F. 25	at Tennessee	6	0-1	0-0	0-0	0-0-0	0	1	1	0	0	0
F. 28	Auburn	8	0-1	0-0	0-0	1-2-3	1	1	1	0	0	0
M. 04	Florida	9	1-2	0-0	0-1	0-0-0	2	1	1	0	0	2
M. 07	at Ole Miss	13	1-3	0-1	1-2	1-1-2	1	3	0	0	0	3
M. 12	vs Georgia	13	1-1	0-0	1-2	0-1-1	1	2	0	0	0	3
M. 13	vs South Carolina	5	0-1	0-0	0-0	1-2-3	0	0	0	0	0	0
M.14	vs LSU	9	1-5	0-1	0-0	1-1-2	0	1	1	0	1	2
M. 15	vs Tennessee	6	0-1	0-0	1-2	1-1-2	1	0	2	0	0	1
M. 19	vs Washington	7	0-0	0-0	0-0	0-0-0	1	0	2	0	0	0

BECKHAM'S CAREER HIGHS

	Opponent	Date		Opponent	Date
Points	9 vs. Detroit	11/22/10	FT Atts	6 at St. Bonaventure	11/25/08
FG Made	4 vs. Detroit	11/22/10	Rebounds	5 Three times	
FG Atts	8 vs. Detroit	11/22/10	Assists	7 Appalachian State	11/19/10
3FG Made	1 vs. Washington St	12/22/10	Steals	3 Two times	
3FG Atts	2 vs. Washington St	12/22/10	Blocks	1 Two times	
FT Made	4 Two times		Minutes	26 Appalachian State	11/19/10

BECKHAM'S STATISTICS

Year	G-S	Min.-Avg.	FG-A/Pct.	3FG-A/Pct.	FT-A/Pct.	Reb.-Avg.	PF-D	AT	TO	BS	St	TP-Avg.
2008-09	33-0	277/8.4	19-52/.365	0-6/.000	16-32/.500	48-1.5	23	39	37	1	13	54-1.6(MSU)
2010-11	14-5	220/15.7	18-52/.346	1-7/.143	3-6/.500	31-2.2	21	29	23	1	16	40-2.9(MSU)
Total	47-5	497/10.6	37-104/.356	1-13/.077	19-38/.500	79-1.7	44	68	60	2	29	94-2.0



RYAN HARROW

6-2 • 175 • SOPHOMORE • MARIETTA, GA. • N.C. STATE

2010-11

Started seven of the final eight games of the season at point guard, and 10 of the last 15 overall ... He came off the bench in the first 16 games of the season ... Returned to action at Duke on Feb. 5 after missing two games due to illness ... In the nine games since he came back he averaged 5.7 points, compared to 11.4 points in the five games before he got sick ... Tied for fourth on the team in scoring (9.3) and second with 3.3 assists per game ... Ranked seventh in the ACC in assist/turnover ratio (1.9) ... Would have led the ACC in free throw percentage, but he did not have enough made free throws (2.5 per game) ... Has hit 87.0 percent (67-77) from the line ... Scored 12 points in the ACC Tournament against Maryland ... Earned his first career start at Florida State, scoring 17 points in 21 minutes ... Named the ACC Rookie of the Week on Dec. 15 after his performance against USC Upstate ... Came off the bench to score a career-best 20 points on 10-of-13 shooting ... Also dished out five assists to zero turnovers and added three steals ... Recorded his first career double-double when he had 11 points and 10 assists against East Carolina at the Charleston Classic.

CAT SCRATCHES

Full name: Ryan Harrow
Nickname: Scrap
Parents: Fern Matthews, Mark Harrow
Date of Birth: April 22, 1991
Place of Birth: Fort Lauderdale, Fla.
High School Coach: Joe Goydish
High School Mascot: Raiders
Major: Undergraduate Studies

HIGH SCHOOL

A third-team Parade All-America selection ... Played at Walton High School in Marietta, Ga. ... Coached by Joe Goydish ... Named the Georgia Gatorade Player of the Year as a senior ... Was the Georgia 5A Player of the Year ... Named Mr. Cobb County Basketball as well ... Finished with more than 2,000 career points in just three years at Walton ... Averaged a county-high 31.4 points as a senior ... Also named Georgia 5A all-state first-team selection and Mr. Cobb County Basketball as a junior ... Averaged 27.8 points, 6.0 assists, 3.1 steals as a junior ... Played part of his sophomore season at Concord (N.C.) Cannon School ... Was

leading the team with 16 points and five assists a game, before transferring back to Walton High School ... After his senior season, played in the Derby Festival Classic and the Capital Classic ... Played in the Adidas Nations Tournament in France in the summer of 2009 ... Ranked the 25th-best overall prospect by Scout.com and the No. 8 point guard and a five-star prospect ... The No. 19 player nationally and No. 7 point guard according to Rivals. com ... Ranked No. 39 on the ESPNU 100 list ... No. 19 nationally according to PrepStars.com.

PERSONAL

Ryan Harrow was born April 22, 1991, in Ft. Lauderdale, Fla. ... The son of Fern Matthews and Mark Harrow.

HARROW'S CAREER GAME-BY-GAME STATISTICS

2010-11 (at N.C. State)

Date	Opponent	Min	FG-A	3PT-A	FT-A	O-D-T	PF	A	TO	Blk	Stl	Pts
N. 12	Tennessee Tech	24	4-12	0-2	8-8	1-0-1	0	4	2	0	0	16
N. 18	ECU	28	5-11	0-2	1-2	0-1-1	3	10	2	0	2	11
N. 19	George Mason	24	6-11	1-3	1-1	0-0-0	1	3	2	0	0	14
N. 21	Gerogetown	26	3-10	0-1	0-1	0-0-0	2	1	2	0	1	6
N. 27	FDU	20	1-6	1-4	4-4	0-0-0	1	0	1	0	0	7
D. 1	at Wisconsin	24	2-12	0-1	3-3	1-1-2	1	2	1	0	0	7
D. 4	at Syracuse	27	2-6	1-3	0-0	0-3-3	1	3	0	0	0	5
D. 11	USC Upstate	25	10-13	0-0	0-0	0-0-0	1	5	0	0	3	20
D. 16	Youngstown State	18	2-8	1-3	9-10	1-0-1	1	2	1	0	0	14
D. 19	Arizona	17	1-9	0-2	4-4	1-0-1	0	4	1	0	1	6
D. 22	Delaware State	16	2-5	0-1	4-4	0-1-1	2	0	3	0	1	8
D. 29	Alabama A&M	27	6-8	0-0	2-2	0-0-0	3	6	1	0	0	14
J. 1	San Diego	21	6-7	0-0	0-0	0-3-3	2	2	3	0	0	12
J. 5	at Elon	25	5-8	0-1	8-8	0-2-2	2	4	3	1	3	18
J. 8	Wake Forest	25	2-8	1-3	0-0	1-2-3	2	6	2	1	0	5
J. 11	at Boston College	21	5-9	0-2	1-2	0-1-1	0	2	0	0	0	11
J. 15	at Florida State	21	4-11	1-3	8-8	1-0-1	2	3	2	0	1	17
J. 19	Duke	34	4-13	1-1	6-6	1-1-2	4	5	1	0	0	15
J. 23	Miami	34	2-10	1-4	0-0	1-3-4	1	7	2	0	3	5
J. 25	at Clemson	25	4-9	1-4	0-0	0-4-4	1	1	1	1	1	9
J. 29	at North Carolina					DNP-Illness						
F. 2	Virginia Tech					DNP-Illness						
F. 5	at Duke	15	0-3	0-1	0-0	0-1-1	4	1	4	0	0	0
F. 12	at Wake Forest	24	4-10	1-2	0-0	0-2-2	0	6	3	0	2	9
F. 17	Clemson	22	1-5	0-0	1-2	1-2-3	1	4	2	0	0	3
F. 20	at Maryland	21	2-9	0-3	0-0	1-3-4	2	3	2	0	0	4
F. 23	North Carolina	29	4-10	4-10	0-2	2-0-2	0	4	1	0	2	8
F. 26	Georgia Tech	23	2-2	0-0	6-8	0-4-4	1	2	3	0	1	10
M. 1	at Virginia	15	0-4	0-2	0-0	0-1-1	0	0	0	0	0	0
M. 6	Florida State	23	2-6	1-3	0-0	1-4-5	0	5	3	1	0	5
M. 10	Maryland	22	5-11	1-1	1-2	1-1-2	2	1	3	0	1	12

HARROW'S CAREER HIGHS

	Opponent	Date	Opponent	Date			
Points	20	USC Upstate	12/11/10	FT Atts	10	Youngstown State	12/16/10
FG Made	10	USC Upstate	12/11/10	Rebounds	5	vs. Florida St.	3/6/11
FG Atts	13	Two Times		Assists	10	East Carolina	11/18/10
3FG Made	1	12 Times		Steals	3	Three times	
3FG Atts	4	Three Times		Blocks	1	Four Times	
FT Made	9	Youngstown State	12/16/10	Minutes	34	Two Times	

HARROW'S STATISTICS

Year	G-S	Min.-Avg.	FG-A/Pct.	3FG-A/Pct.	FT-A/Pct.	Reb.-Avg.	PF-D	AT	TO	BS	St	TP-Avg.
2010-11	29-10	666-23	96-246/.390	12-54/.222	67-77/.870	54-1.9	40-0	96	51	4	22	271-9.3(NCSU)
Total	29-10	666-23	96-246/.390	12-54/.222	67-77/.870	54-1.9	40-0	96	51	4	22	271-9.3



ANTHONY DAVIS

6-10 • 220 • FRESHMAN • CHICAGO, ILL. • PERSPECTIVES CHARTER

HIGH SCHOOL

Averaged 32 points, 22 rebounds, and seven blocked shots as a senior at Perspectives Charter High School in Chicago ... One of four finalists for the Morgan Wootten National Player of the Year Award ... One of five finalists for the Naismith Award for the national high school player of the year ... Named All-Conference three consecutive years ... Parade first team All-America ... Has been on the Honor Roll since his freshman year of high school ... Ranked first on ESPN's Top 100, first overall by Scout.com, and second by Rivals.com ... Received 2011 McDonald's All-America Honors ... Scored 16 points with 10 rebounds for the USA team in the Nike Hoops Summit ... Scored 14 points with six rebounds and four blocks in the McDonald's All American Game ... Named Co-MVP of the Jordan Brand Classic All-American Game with 29 points, 11 rebounds, and four blocks.

CAT SCRATCHES

Full name: Anthony Davis
Nickname: Ant
Parents: Anthony and Erainer Davis
Date of Birth: March 11, 1991
Place of Birth: Chicago, Ill.
High School Coach: Cortez Hale
High School Mascot: Wolverines
Major: Undergraduate Studies

PERSONAL

Chose Kentucky over Depaul, Ohio State, and Syracuse.



MICHAEL KIDD-GILCHRIST

6-7 • 232 • FRESHMAN • SOMERDALE, N.J. • ST. PATRICK

HIGH SCHOOL

Averaged 20.2 points and 11 rebounds for a St. Patrick High School team that had an undefeated record until losing in the New Jersey State championship ... One of four finalists for the Morgan Wootten National Player of the Year Award ... One of five finalists for the Naismith Award for the national high school player of the year ... Parade fourth team All-American ... Ranked third by ESPN's Top 100, fifth overall by Scout.com, and third by Rivals.com ... Received 2011 McDonald's All-American Honors ... Scored 16 points with 12 rebounds and four assists in the McDonald's All-American Game ... Scored 12 points with seven rebounds in the Jordan Brand Classic All-American Game ... Scored 16 points, five rebounds, and five assists for the USA team in the Nike Hoops Summit ... 2009 New Jersey Gatorade Player of the Year ... A three-time New Jersey All-State Selection.

CAT SCRATCHES

Full name: Michael Anthony Edward Kidd-Gilchrist
Nickname: Gillie
Parents: Cindy and Vincent Richardson
Date of Birth: Sept. 26, 1993
Place of Birth: Philadelphia, Pa.
High School Coach: Kevin Boyle
High School Mascot: Celtics
Major: Undergraduate Studies

PERSONAL

Chose Kentucky over Connecticut, Florida State, Indiana, Memphis, Rutgers, and Villanova.



BRIAN LONG

5-9 • 150 • FRESHMAN • DUMONT, N.J. • RIVER DELL

HIGH SCHOOL

Averaged 9.6 pts. and 5.0 assists per game in senior season at River Dell High School ... Named First Team All- Conference Big North ... Honorable Mention All-County (Bergen County) ... Helped lead team to state playoffs ... As a junior, averaged 9.0 pts. and 4.0 assists per game ... Named Second Team All-League (Bergen County scholastic League)

CAT SCRATCHES

Full name: Brian Long
Nickname: B-Long
Parents: Brian and Patricia Long
Date of Birth: April 2, 1992
Place of Birth: Dumont, N.J.
High School Coach: Brian Long
High School Mascot: Hawks
Major: Undergraduate Studies

PERSONAL

Son of Brian and Patricia Long ... Has two brothers, Keith and Travis, that played college basketball, Keith at UNLV and Travis at Memphis ... Father played basketball at Creighton.



SAM MALONE

5-11 • 190 • FRESHMAN • SCITUATE, MASS. • SCITUATE

HIGH SCHOOL

Averaged 14.0 pts, 9.0 assists and 4.0 steals as a senior at Scituate HS ... Named a 2011 League All-Star ... Helped lead The Tilton School (N.H.) to a 2009 National Prep title ... 2008 state finalist with Tilton High School.

CAT SCRATCHES

Full name: Sam Malone
Parents: Joe and Linda Malone
Date of Birth: Dec. 6, 1991
Place of Birth: Boston, Mass.
High School Coach: Matt Poirier
High School Mascot: Sailors
Major: Undergraduate Studies

PERSONAL

Son of Joe and Linda Malone ... Has two brothers, Joe Jr. and Charlie and a sister, Carolyn.



MARQUISTEAGUE

6-2 • 189 • FRESHMAN • INDIANAPOLIS, IN. • PIKE HIGH SCHOOL

HIGH SCHOOL

Averaged 22.7 points, 5.9 assists, and 4.2 rebounds for Pike High School ... One of five finalists for the Naismith Award for the national high school player of the year ... Parade fourth team All-American ... Ranked seventh by ESPNU's Top 100, seventh overall by Scout.com, and fifth by Rivals.com ... Received 2011 McDonald's All-American Honors ... Scored nine points with three assists in the McDonald's All-American Game ... Scored 14 points with seven assists in the Jordan Brand Classic All-American Game ... Scored six points with three assists and four rebounds for the USA team in the Nike Hoops Summit ... Scored 18 points with 5 assists in the Kentucky-Indiana All-Star Game, including the game-winning jump shot with 0.9 seconds left

CAT SCRATCHES

Full name: Marquis Teague
Nickname: Mookie
Parents: Shawn and Carol Teague
Date of Birth: Feb. 28, 1993
Place of Birth: Indianapolis, Ind.
High School Coach: Bill Zych
High School Mascot: Red Devils
Major: Undergraduate Studies

PERSONAL

Chose Kentucky over Cincinnati, Indiana, Louisville, Ohio State, and Purdue ... Brother, Jeff, played for Wake Forest and is currently on the NBA's Atlanta Hawks.



KYLEWILTJER

6-9 • 239 • FRESHMAN • PORTLAND, ORE. • JESUIT HIGH SCHOOL

HIGH SCHOOL

Averaged 19.6 points, 7.8 rebounds, and 2.5 assists as a senior for Jesuit High School ... Received 2011 McDonald's All-American Honors ... Ranked 18th by ESPNU's Top 100, 22nd overall by Scout.com, and 22nd by Rivals.com ... Scored 11 points with two rebounds in the McDonald's All-American Game ... Scored eight points with five rebounds in the Jordan Brand Classic All-American Game ... Scored 12 points for the World Team in the Nike Hoops Summit ... 2011 Oregon Gatorade Player of the Year ... Three-time Oregon 6A State Champion ... Oregon Class 6A Player of the Year.

CAT SCRATCHES

Full name: Kyle Gregory Wiltjer
Nickname: K Wiltj, The Water Fountain
Parents: Greg and Carol Wiltjer
Date of Birth: Oct. 20, 1992
Place of Birth: Portland, Oregon
High School Coach: Gene Potter
High School Mascot: Crusaders
Major: Undergraduate Studies

PERSONAL

Chose Kentucky over California, Georgia Tech, Gonzaga, Kansas, Texas, and Wake Forest ... Father, Greg, was a member of the Canadian national basketball team in the 1984 Summer Olympics.



Front Row (l-r): Doron Lamb, Marquis Teague, Jarrod Polson, Brian Long, Ryan Harrow, Sam Malone, Stacey Poole, Jr.
Back Row (l-r): Twany Beckham, Michael Kidd-Gilchrist, Kyle Wiltjer, Eloy Vargas, Anthony Davis, Terrence Jones, Darius Miller, Jon Hood

2011-12

**COACHES
& STAFF**





HEAD COACH JOHN CALIPARI

CLARION, 1982
(THIRD YEAR)

Third-year Kentucky head coach John Calipari kept the momentum going in his second year at the helm of the Wildcats, guiding Kentucky to its 14th Final Four. In doing so, he became only the second coach to lead three different schools to a Final Four (UMass-1996; Memphis-2008; Kentucky-2011).

In a season that was labeled as a “rebuilding effort” where Calipari and the Cats were supposed to struggle after losing an unprecedented five first round picks in the 2010 NBA Draft, Kentucky instead reloaded as Calipari guided UK to its 27th SEC Tournament championship, kept his unbeaten record at Rupp Arena (33-0, tied for the longest such streak in Rupp Arena history) alive and collected his 500th career on-court win.

Upon being named head coach on April 1, 2009, Calipari continued to work his magic of resurrecting once proud programs, taking an NIT team in 2009 to the 2010 NCAA Elite Eight. Along the way he led the Wildcats to a No. 1 ranking (UK’s first since 2003), the program’s 44th SEC Championship and 26th SEC Tournament title.

The honors continued after the season as Calipari became the first coach in UK history to receive the Adolph Rupp National Coach of the Year award. He then watched as five of his players were selected in the first round of the 2010 NBA Draft, the first time a school has ever produced five first round picks. Among those picks was the first Wildcat ever taken as the No. 1 overall pick, John Wall.

In his inaugural season as head coach of the Wildcats, Calipari posted his fifth-straight 30-win season, the only coach in NCAA Division I history to do so. In addition to the Rupp National Coach of the Year, Calipari was also named the Associated Press SEC Coach of the Year.

When he led Kentucky back to the No. 1 spot in the country, Calipari became one of only two coaches (Frank McGuire) in NCAA history to lead three teams to a No. 1 ranking. He led UMass to a No. 1 ranking in 1995 and 1996 and he led Memphis to the No. 1 spot in the 2008 season.

Much like he did at UMass, when his players graduated at nearly 80 percent, Calipari has stressed academics. Fifteen of his last 18 seniors that came through the Memphis program have earned their bachelor’s degrees and the four seniors under Cal at Kentucky have all earned their degrees.

The Wildcats posted a 3.14 grade-point-average (GPA) in the 2011 spring semester, the highest semester GPA in recent years, and an overall 3.015 GPA for the 2010-11 season.

Since the 2005-06 season, Coach Cal ranks as the winningest coach over the last six years.

After bringing the University of Massachusetts bas-

THE CALIPARI FILE

Personal

Birth Date: February 10, 1959
Place of Birth: Strickly, Pa.
Wife: Ellen
Children: Erin Sue, Megan Rae, Bradley
Date Hired at UK: March 31, 2009

Education

High School: Moon Area High School, 1978
College: Clarion, 1982 (now Clarion)
• Bachelor’s Degree in Marketing
• Starting point guard for Clarion State Eagles
• Attended and played basketball at UNC-Wilmington (78-80)

Coaching Career:

Kansas, assistant coach1983-85
Pittsburgh, assistant coach1986-88
Massachusetts, head coach1989-96
New Jersey Nets (NBA), head coach1997-99
Philadelphia 76ers (NBA), assistant coach2000
Memphis, head coach2001-09
Kentucky, head coach2010-pres.

UMass, head coach

1988-8910-18
1989-90(NIT) 7-14
1990-91(NIT Final Four) 20-13
1991-92(A-10 Champ (R/T; NCAA Sweet 16) 30-5
1992-93(A-10 Champ (R/T; NCAA 2nd Rd.) 24-7
1993-94(A-10 Champ (R/T; NCAA 2nd Rd.) 28-7
1994-95(A-10 Champ (R/T; NCAA Elite Eight) 29-5
1995-96*(A-10 Champ (R/T; NCAA Final Four) 31-1
Totals:189-70

New Jersey Nets, head coach

1996-97:26-56
1997-98:(NBA Playoffs) 43-39
1998-99:3-17
Totals:72-112

Memphis, head coach

2000-01(NIT Final Four) 21-15
2001-02(C-USA Nat’l Div. Champ; NIT Champ) 27-9
2002-03(C-USA Nat’l Div. Champ; NCAA) 23-7
2003-04(C-USA Champ (R); NCAA 2nd Rd.) 22-8
2004-05(NIT Final Four) 22-16
2005-06(C-USA Champ (R/T); NCAA Elite Eight) 33-4
2006-07(C-USA Champ (R/T); NCAA Elite Eight) 33-4
2007-08*(C-USA Champ (R/T); NCAA Title Game) 0-1
2008-09(C-USA Champ (R/T); NCAA Sweet 16) 33-4
Totals:214-68

Kentucky, head coach

2009-10(SEC Champ (R/T); NCAA Elite Eight) 35-3
2010-11(SEC Champ (T); NCAA Final Four) 29-9
Totals:64-12

NCAA Totals: ..(12 conference titles, 11 NCAAAs) 467-150

*-season includes games later vacated due to NCAA sanctions; actual on-court records were 35-2 in 1995-96 and 38-2 in 2007-08. NCAA Tournament appearances were also vacated in 1996 and 2008. Actual on-court won-lost record overall is 509-152 for a .770 winning percentage.

ketball program to national prominence in the '90s and resurrecting the Memphis basketball program in the 2000s, Calipari became the 22nd coach in UK history, and is the seventh in the last 80 years.

Following his second season at UK, Calipari's overall on-court record soared to 509-152 for an impressive 77.0 winning percentage. His 509 wins are the second-most in NCAA Division I history in the first 19 years, Roy Williams being the other.

Calipari's 77.0 winning percentage is the third-highest among active NCAA Division I coaches with 10 years experience at college basketball's Division I level, trailing only Mark Few and Roy Williams. On the NCAA Division I list for winning percentage for all coaches (minimum 10 years), Calipari is in 10th place and ahead of Krzyzewski, Jim Boeheim, Bob Huggins and Lute Olson.

With his five 30-win seasons, Calipari has seven for his career, which is fourth most for a head coach in NCAA Division I history. For his career (19 years), Calipari has 17 20-win seasons and 11 25-win campaigns.

In 1996, Calipari moved from UMass to the NBA after leading the Minutemen to the Final Four. For his efforts, Calipari was named Naismith National Coach of the Year.

Calipari led the Tigers to the 2008 NCAA title game, and Memphis' 38 wins in 2007-08 made him the winningest coach for a single season in NCAA history. As a result, Calipari was named Naismith National Coach of the Year for a second time in his career. He is only the second coach to receive the honor multiple times since the award's inception in 1987. Duke's Mike Krzyzewski is the other to do so.

Calipari, the 2009 *Sports Illustrated* National Coach of the Year, led the Tigers to nine-straight 20-win campaigns and nine-consecutive postseason appearances, the only Memphis coach to do that. He posted 252 wins — 28 wins per season — as the Tigers' head coach, making him the winningest coach in school history.

Calipari compiled a 193-71 record (.731) during his eight-year career at Massachusetts, including a 108-44 mark (.684) in Atlantic 10 play. In addition to five-straight NCAA Tournaments, UMass also made two appearances in the NIT, advancing to the NIT final four in 1991. The 1990-91 season was the first of six-straight seasons in which the Minutemen won at least 20 games.

Calipari's personal 20-win streak has reached the 17-season mark after 35 wins in his first year at UK and 29 in his second. All nine of his Memphis clubs won 20-plus games, along with his last six teams at UMass. In his final season at UMass, Calipari was named the 1996 Naismith National Coach of the Year and *The Sporting News* National Coach of the Year. He was also named the Atlantic 10 Coach of the Year for the third time in four years, as well as *Basketball Times* East Region Coach of the Year.

During the Minutemen's 35-2 season in 1995-96, UMass posted wins over Kentucky, Maryland, Wake Forest, Georgia Tech, Syracuse, Virginia Tech and Louisville. UMass ended the regular season ranked No. 1 in the nation in the final regular season poll

COACHING AWARDS

- 2010 Adolph Rupp National Coach of the Year
- 2010 Naismith National Coach of the Year Finalist
- 2010 SEC Coach of the Year (AP)
- 2010 *Sporting News* SEC Coach of the Year
- 2010 Yahoo! Sports SEC Coach of the Year
- 2010 USBWA District IV Coach of the Year
- 2009 Sports Illustrated National Coach of the Year
- 2009 Iba National Coach of the Year Finalist
- 2009 C-USA Coach of the Year
- 2008 Naismith National Coach of the Year
- 2008 C-USA Coach of the Year
- 2008 Phelan and Iba National Coach of the Year Finalist
- 2007 Phelan National Coach of the Year Finalist
- 2007 USBWA District 4 Coach of the Year
- 2007 Basketball Times South Region Coach of the Year
- 2006 C-USA Coach of the Year
- 2004 NABC District 7 Coach of the Year
- 1996 Naismith National Coach of the Year
- 1996 The Sporting News National Coach of the Year
- 1996 Atlantic 10 Coach of the Year
- 1995 Naismith National Coach of the Year Finalist
- 1994 Naismith National Coach of the Year Finalist
- 1994 Atlantic 10 Coach of the Year
- 1993 USBWA District I Coach of the Year
- 1993 Atlantic 10 Coach of the Year
- 1992 Eastern Basketball Coach of the Year.

after being the top-ranked team for nine weeks earlier in the year. The Minutemen also won their first 26 games of the season, setting a school record for most consecutive wins.

In addition to his National Coach of the Year honors in 1996, Calipari was a Naismith Coach of the Year finalist in 1994 and 1995. He was the USBWA District I Coach of the Year in 1993.

At 29, when he was named head coach, Calipari began to build a program from the ground up, going 10-18 his first season before posting a 17-14 record his second year (receiving a bid to the NIT).

The Minutemen won their first A-10 championship in 1992 with a 30-5 record, including a 13-3 mark in league play. With a 77-71 overtime win over Syracuse in an East Regional second-round game, UMass made its first NCAA Sweet 16 appearance.

Calipari left UMass in June of 1996 to become Executive Vice President of Basketball Operations and Head Coach of the New Jersey Nets. He led the Nets to a second-place finish in the NBA's Atlantic Division and the playoffs in 1998, ending a five-year postseason drought for the franchise. The Nets' 17-game turnaround from the previous year was the best that season in the NBA.

He became a member of the Philadelphia 76ers coaching staff in 1999, rejoining Philadelphia coach Larry Brown, for whom Calipari was an assistant at Kansas.

Calipari began his coaching career at Kansas as a volunteer assistant under Ted Owens. In 1983, he was hired as the recruiting coordinator at the University of Vermont, but was swayed back to the nation's heartland when Brown was hired as head coach at KU. He

spent three seasons at Kansas (1982-85) before another three-year stint as an assistant coach to Paul Evans at Pittsburgh (1985-88).

The 52-year-old lettered two years at North Carolina-Wilmington before transferring to Clarion State. He played point guard at Clarion during the 1981 and 1982 seasons, leading the team in assists and free throw percentage. The Eagles were ranked in

the Division II Top 20 both years and participated in the 1981 NCAA Division II Tournament.

Calipari and his wife, Ellen, have two daughters, Erin and Megan and a son, Bradley. Erin graduated from UMass and is now in grad school at Wake Forest, while Megan is pursuing her undergraduate degree at UMass. Brad is a freshman at Lexington Christian Academy.

CALIPARI VS. ALL OPPONENTS

Alabama.....	4-2	Iowa	0-1	Rhode Island	16-2
Arizona.....	1-1	Iowa State	1-0	Richmond.....	1-0
Arizona State	0-1	Jackson State	2-0	Rider	1-0
Arkansas	4-3	Kansas	0-3	Rutgers	11-4
Arkansas-Little Rock	2-0	Kansas State	1-0	Saint Louis	4-3
Arkansas-Pine Bluff	1-0	Keene State	1-0	St. Bonaventure	17-1
Arkansas State	4-0	Kentucky	2-4	St. Joseph's	15-5
Auburn	2-0	Lamar.....	3-0	St. Mary's.....	1-0
Austin Peay	6-1	LaSalle.....	3-0	St. Peter's	1-0
Belmont	1-0	Long Beach State	1-0	Sam Houston State	1-0
Boston University	5-1	Louisiana-Lafayette	2-0	Samford	1-0
Boston College.....	2-0	Louisiana Tech	1-1	Santa Clara	1-0
Bradley.....	1-0	Louisville	8-5	Savannah State	1-0
Bucknell	1-0	Lowell.....	2-1	Seton Hall	1-0
Buffalo	1-0	LSU	2-0	Siena	4-0
BYU	1-0	Manhattan	2-0	SMU.....	8-0
Cal State Northridge	1-0	Marist	1-0	South Carolina	6-1
Central Connecticut State	2-0	Marshall	5-0	South Connecticut	1-0
Charlotte	2-3	Marquette	3-1	Southeastern Louisiana	1-0
Chattanooga	1-0	Maryland	4-3	Southern Cal	2-0
Christian Brothers	2-0	Massachusetts	1-0	Southern Miss	15-4
Cincinnati.....	5-7	Memphis	1-0	Southwest Texas State.....	1-0
Cleveland State	2-0	Miami (Fla.)	0-1	Stanford	3-2
Coastal Carolina.....	1-0	Miami (Ohio)	2-0	Syracuse	3-2
Colorado	1-1	Michigan State	1-0	TCU	5-1
Colorado State	1-1	Middle Tennessee	3-0	Temple	13-11
Connecticut	2-4	Mississippi State	3-0	Tennessee	7-4
Coppin State	1-0	Miss. Valley St.	1-0	Tennessee Martin.....	4-0
Cornell	1-0	Missouri	1-2	Tennessee Tech	1-0
Dartmouth	1-0	Morehead State	1-0	Texas	1-2
Dayton	1-0	Murray State	1-0	Texas A&M	1-0
DePaul	4-2	Nevada	1-0	Texas Arlington	1-0
Detroit	1-0	New Hampshire	5-0	Towson State	1-0
Drexel	2-0	New Mexico	1-0	Tulane	15-0
Duke	0-1	New Orleans	1-0	Tulsa	11-1
Duquesne.....	11-4	North Carolina	3-1	UAB	14-3
East Carolina	7-0	North Carolina State	1-0	UCF	6-0
East Tennessee State	4-0	North Texas	1-0	UCLA	2-1
Eastern Kentucky.....	1-0	Northeastern	2-0	UNC Asheville	1-0
Fairfield	1-0	Northwestern State	2-1	UNC Greensboro	1-0
Florida	5-1	Notre Dame	1-0	UNC Wilmington	1-0
Florida State.....	1-1	Oakland	1-0	USF	9-1
Florida Tech	0-1	Ohio State	1-1	Utah	1-1
Fordham.....	5-0	Oklahoma	5-1	UTEP	6-0
Furman	1-0	Oklahoma State.....	0-2	Vanderbilt	4-1
George Mason	1-0	Old Dominion	1-0	Vermont	2-0
Georgetown	2-1	Ole Miss.....	5-3	Villanova	2-0
George Washington	8-9	Oral Roberts	1-0	Virginia	0-1
Georgia	3-1	Oregon State	1-0	Virginia Tech	2-0
Georgia Tech	1-1	Rice	4-0	Wake Forest.....	2-1
Gonzaga	4-0	Pennsylvania	3-0	Washington	1-0
Hartford	2-0	Penn State	3-4	Western Kentucky	1-0
Harvard	1-0	Pepperdine.....	1-0	West Virginia	10-7
Holy Cross	4-1	Pittsburgh	2-1	Winthrop	2-0
Houston	17-3	Portland	1-0	Wisconsin-Milwaukee.....	1-0
Howard.....	1-0	Princeton	1-0	Wofford	1-0
Illinois	1-1	Providence	1-1	Xavier	2-2
Indiana	2-0	Purdue	2-1	Yale	1-0

TOP 10 BEST CAREER STARTS BY WINS

16 Seasons

Coach, Team	Seasons	W	L	Pct.
Roy Williams, Kansas, North Carolina	1989-2004	437	112	.796
John Calipari, UMass, Memphis	1989-96, 2001-08	408	135	.751
Jim Boeheim, Syracuse	1977-92	391	124	.759
Nolan Richardson, Tulsa, Arkansas	1981-96	391	132	.748
Denny Crum, Louisville	1972-87	388	128	.752
Tubby Smith, Tulsa, Georgia, Kentucky	1992-2007	387	145	.727
Bill Self, Oral Roberts, Tulsa, Illinois, Kansas	1994-2009	376	145	.722
Jerry Tarkanian, Long Beach St., UNLV	1969-84	375	89	.808
Rick Pitino, Boston U., Providence, Kentucky, Louisville	1979-83, 86-87, 90-97, 2002	371	137	.730
John Thompson, Georgetown	1973-88	370	130	.740

17 Seasons

Coach, Team	Seasons	W	L	Pct.
Roy Williams, Kansas, North Carolina	1989-2005	470	116	.802
John Calipari, UMass, Memphis	1989-96, 2001-09	441	139	.760
Denny Crum, Louisville	1972-88	412	139	.748
Jim Boeheim, Syracuse	1977-93	439	143	.754
Nolan Richardson, Tulsa & Arkansas	1981-97	409	146	.737
Tubby Smith, Tulsa, Georgia, Kentucky & Minnesota	1992-2008	429	170	.716
Jerry Tarkanian, Long Beat St., UNLV	1969-85	403	93	.813
John Thompson, Georgetown	1973-89	399	135	.747
Rick Pitino, Boston U., Providence, Kentucky & Louisville	1979-83, 86-87, 90-97, 2002-03	396	144	.733
Bob Huggins, Walsh, Akron, Cincinnati	1981-98	388	148	.724

18 Seasons

Coach, Team	Seasons	W	L	Pct.
Roy Williams, Kansas, North Carolina	1989-2006	493	124	.799
John Calipari, UMass, Memphis, Kentucky	1989-96, 2001-09, 10	480	143	.770
Jerry Tarkanian, Long Beat St., UNLV	1969-86	436	98	.816
Denny Crum, Louisville	1972-89	436	148	.747
Nolan Richardson, Tulsa & Arkansas	1981-98	433	155	.736
Tubby Smith, Tulsa, Georgia, Kentucky & Minnesota	1992-2009	429	170	.716
John Thompson, Georgetown	1973-90	423	142	.749
Rick Pitino, Boston U., Providence, Kentucky & Louisville	1979-83, 86-87, 90-97, 2002-04	416	154	.730
Bob Huggins, Walsh, Akron, Cincinnati	1981-99	415	154	.729
Billy Tubbs, Texas St., Lamar, Oklahoma	1972-73, 77-92	404	177	.695

19 Seasons

Coach, Team	Seasons	W	L	Pct.
Roy Williams, Kansas & North Carolina	1989-2007	524	131	.800
John Calipari, UMass, Memphis, Kentucky	1989-96, 2001-09, 10-11	509	152	.770
Jerry Tarkanian, Long Beach St. & UNLV	1969-87	473	100	.825
Denny Crum, Louisville	1972-90	463	156	.748
Nolan Richardson, Tulsa & Arkansas	1981-99	456	166	.733
Jim Boeheim, Syracuse	1977-95	454	150	.752
Tubby Smith, Tulsa, Georgia, Kentucky & Minnesota	1992-2010	450	184	.710
Rick Pitino, Boston U., Providence, Kentucky & Louisville	1979-83, 86-87, 90-97, 2002-05	449	159	.738
Bob Huggins, Walsh, Akron & Cincinnati	1981-2000	444	158	.738
John Thompson, Georgetown	1973-91	442	155	.740

NCAA Division-I All-Time Winningest Coaches

ALL-TIME

ACTIVE

(On-Court By Percentage - Min. 10 yrs. at Division I level)

No.	Coach	Yrs.	Pct.
1.	Clair Bee	21	.824
2.	Adolph Rupp	41	.822
3.	John Wooden	29	.804
4.	Roy Williams*	23	.798
5.	John Kresse	23	.797
6.	Jerry Tarkanian	31	.793
7.	Mark Few*	12	.792
8.	Francis Schmidt	17	.782
9.	Dean Smith	36	.776
10.	John Calipari*	19	.770

(On-Court By Percentage - Min. 10 yrs. at Division I level)

No.	Coach/Team	Yrs.	Pct.
1.	Roy Williams/UNC.....	23	.798
2.	Mark Few/Gonzaga.....	12	.792
3.	John Calipari/Kentucky	19	.770
4.	Bo Ryan/Wisconsin.....	27	.763
5.	Mike Krzyzewski/Duke	36	.760

* only active coaches in top 10 on all-time list

MISCELLANEOUS ON-COURT RECORDS

Overall Record: 509-152 (.770)
 March/April Record: 111-30 (.787)
 NCAA Record: 32-13 (.711)
 Record in Conference Games: 232-74 (.758)
 Record in Conference Tournament: 40-9 (.816)

- Calipari is one of two coaches (Roy Williams) in NCAA Division-I history to have 400 or more wins in the first 16 years as a head coach. Calipari had 412 wins in his first 16 years.
- Calipari is the winningest coach in NCAA Division-I history for a five-year span with 172 victories (2006-10). His 38 on-court victories in 2007-08 are the most coaching victories by a coach in a single season in NCAA Division I history.
- Calipari is the first coach in NCAA Division-I history to record five-straight on-court 30-win seasons. Memphis hit the 30-win plateau from 2006-09.
- Calipari is one of only two coaches (Rick Pitino) to lead three different schools to a Final Four.
- Calipari has a 33-0 record in Rupp Arena as head coach of the Wildcats.
- Calipari has nine players that have been chosen in the NBA Draft (seven first-round) over the last two seasons.

Cal in Conference

SEC Coaches	Conference Championships	Tournament Championships	Conference Coach of the Year
Anthony Grant, Alabama	3	2	1
John Pelphrey, Arkansas	1	1	1
Tony Barbee, Auburn	1	0	1
Billy Donovan, Florida	4	3	2
Mark Fox, Georgia	4	1	3
John Calipari, Kentucky	11	11	6
Trent Johnson, LSU	2	1	3
Andy Kennedy, Ole Miss	0	0	2
Rick Stansbury, Mississippi State	1	2	1
Bruce Pearl, Tennessee	3	2	5
Darrin Horn, South Carolina	0	1	0
Kevin Stallings, Vanderbilt	2	2	3
TOTALS	32	26	28



ASSISTANT COACH ORLANDO ANTIGUA

PITTSBURGH, 1995 (3RD SEASON)

Orlando Antigua is in his third season as an assistant coach with the Wildcats after spending one season with Calipari at Memphis.

Known for his eye for talent on the recruiting trail, Antigua has helped UK pull in three straight top-ranked recruiting classes. In his initial season with the Wildcats, Antigua saw three of his recruits drafted in the first round of the 2010 NBA Draft. As a result, he was named one of Yahoo! Sports top 10 college basketball recruiters.

When he joined the Memphis staff in 2008, the Tigers were the winningest program over a three-year span in NCAA Division I history, recording 104 victories from 2005-08. So what did Antigua do? He helped coach the Tigers to a 33-4 record and a spot in the 2009 NCAA Sweet 16. For the fourth straight season, the Tigers took the regular season and tournament titles, going undefeated in C-USA three of the four years.

Prior to his brief stay in Memphis, Antigua worked at his alma mater, Pittsburgh. During his five years at Pitt, he helped lead the Panthers to an overall record of 132-40 (.767 winning percentage) and a Big East Conference mark of 55-27 (.670 winning percentage). Pittsburgh recorded five straight 20-win campaigns and won 10 or more league games five consecutive years.

The Panthers had just as much success in the postseason during Antigua's years. The Panthers earned NCAA Tournament bids all five of Antigua's years and advanced to the Sweet Sixteen in 2004 and 2007.

Antigua's first stint with Pittsburgh was his collegiate playing days from 1991-95. A four-year letterwinner and two-time team captain, Antigua ranks in the top 15 on the Panthers' all-time 3-pointers made (14th with 117 treys), blocked shots (14th with 78 swats) and career 3-point percentage (seventh at 38.6 percent).

A 1992 Big East Conference All-Rookie Team pick, Antigua helped lead the Panthers to an 18-16 record and a National Invitation Tournament berth as a freshman. The following year, Antigua's Panthers went 17-11 and earned an NCAA Tournament bid. In 1994, he was named the United States Basketball Writers' Association Most

THE ANTIGUA FILE

Coaching Career

2004-08: Pittsburgh, Assistant Coach

2009: Memphis, Assistant Coach

2010-pres.: Kentucky, Assistant Coach

Courageous Athlete, an honor presented annually to the college basketball player who displays courage on and off the court. Antigua graduated from Pittsburgh with a degree in social sciences in December 1995.

After graduation, Antigua was selected to play for the world-renowned Harlem Globetrotters, becoming the first player of Latin American descent to play for the squad. Nicknamed "Hurricane" for his dazzling moves, Antigua played with the Globetrotters for seven years until 2002.

Antigua also played in the Puerto Rico Superior Basketball League for eight years, and in both 1994-95 and 1997-98, he was a member of the Dominican Republic national team. Because of his dedication to the community, Antigua was named one of the nation's top 100 most influential Hispanic Americans by Hispanic Business magazine.

A Dominican Republic native who was raised in Bronx, N.Y., Antigua recovered from a 1988 Halloween incident where he was shot in the head near his left eye. Undeterred by the incident, Antigua quickly returned to the playing court two weeks later and went on to play three seasons at Pittsburgh with the slug in his head. Doctors initially ruled out removing the bullet as being too risky, but Antigua began suffering severe headaches.

Antigua's family also went through a period of homelessness. The oldest of three brothers, Antigua was credited with keeping the family together while housing was secured.

He overcame these difficulties and went on to serve as student council president at St. Raymond's High School. As a member of the school's basketball squad, Antigua played a major role in the team's New York Catholic League championship run. As a senior, he earned McDonald's All-America and Parade magazine All-America second-team honors and was also named All-New York City.

Fluent in Spanish, Antigua and his wife, Dana, have two children; a son, Orlando Anthony, and a daughter, Olivia.



ASSISTANT COACH KENNYPAYNE

LOUISVILLE, 2003 (2ND SEASON)

Kenny Payne begins his second year with John Calipari and Kentucky men's basketball as an assistant coach after spending six seasons as an assistant at Oregon.

Payne's work with forward Josh Harrellson last season was one of the biggest reasons behind Kentucky's historic run. In addition to Harrellson's conditioning program, Payne helped Harrellson develop an interior game that led to a significant increase in playing time. Harrellson's transformation was widely regarded as one of the national stories of the 2011 NCAA Tournament.

Nationally recognized as one of the game's top recruiters, Payne's ability to recruit has continued to flourish at Kentucky. He played a key part in John Calipari's 2011 recruiting class, the school's third consecutive top-ranked class. All four of UK's freshmen are ranked in the top 25 of most major recruiting services.

During his tenure at Oregon, Payne helped the Ducks burst onto the national scene with two NCAA Tournament Appearances in 2007 and 2008. Oregon also claimed one Pacific-10 Tournament title and three Ducks were selected in the first and second rounds of the NBA Draft under Payne.

During the 2006-07 season, the Ducks recorded an 11-7 Pac-10 record and posted an undefeated mark in non-conference regular-season games, finishing with a 29-8 overall record. That season, Oregon captured the Pac-10 Tournament, and followed the tournament run with an impressive performance at the NCAA Tournament. The Ducks earned a No. 3 seed in the tournament and advanced to the Elite Eight, where they lost to eventual champions Florida.

The Ducks followed their Elite Eight run with another appearance in the 2008 NCAA Tournament. Payne and the Oregon coaching staff then reigned in a top-20 recruiting class

THE PAYNE FILE

Coaching Career

2005-10: Oregon, Assistant Coach

2011-pres.: Kentucky, Assistant Coach

for the 2008 season with six highly-touted recruits.

Prior to coaching, Payne travelled the globe playing basketball for 10 different professional leagues. In 1989, Payne was chosen in the first round and 19th overall in the NBA Draft, playing four years for the Philadelphia 76ers.

Payne competed in the Continental Basketball Association (Tri-Cities, Wash.) and overseas in Italy, Japan, Brazil, the Philippines, Cypress, China and Argentina. He finished his professional career in 2000 following a season with Team Taipans of Cairns in Australia.

A four-year letterwinner at Louisville from 1985-89, Payne joined the Cardinals from Northeast Jones High School in Laurel, Miss., where he was a Parade All-American and the state's player of the year.

Payne helped lead Louisville to the 1986 NCAA national championship as a sophomore when he appeared in 34 games and averaged 3.6 points per game. As a senior, Payne averaged 14.5 points and 5.7 rebounds and was named Second-Team All-Metro Conference.

By the end of his Louisville career, Payne registered 1,083 points and shot 40 percent from 3-point range.

Payne earned a bachelor's of science in sport administration from Louisville in 2003.

He and his wife, Michelle, have two children, Alexis and Alexander.



ASSISTANT COACH **JOHN ROBIC**

DENISON, 1986 (3RD SEASON)

John Robic is in his third season with the Kentucky basketball program but is a long-time associate of UK head coach John Calipari.

Beginning with their first season together at UMass in 1988-89, where Robic was an assistant under Calipari, the two are entering their 15th season together. It seems as if the Calipari-Robic duo is a proven combination for thrilling basketball seasons.

Similar to those magical years he assisted in at UMass in the 1990s, Robic helped lead Memphis to the program's most storied era in school history in four seasons at Memphis (2006-09) as well as helping return Kentucky back among the nation's elite.

Robic helped the Wildcats post a 35-3 mark in his inaugural season at Kentucky. The Cats made an appearance in the 2010 Elite Eight while claiming SEC regular season and tournament championships along the way.

He helped UK make history with five Wildcats were drafted in the first round of the 2010 NBA Draft. In 2011, Kentucky returned to the Final Four for the first time since 1998. Four more players were taken in the 2011 NBA Draft under the watch of the Calipari-Robic combination.

His last four years at Memphis, the Tigers won an NCAA record 137 games (137-14 record), while advancing to the 2006 and 2007 NCAA Elite Eights, the 2008 NCAA title game and sweeping the 2006-09 Conference USA regular season and tournament crowns. Memphis spent each week of the last four years in the national polls.

In 2007-08, Robic was a part of the Tigers' "Dream Season," which lasted through the NCAA championship game. Memphis set an NCAA record for victories with 38 wins (38-2 mark) and held down the No. 1 spot in both national polls for a school-record five straight weeks during the season.

Before 2005-06, Robic directed the Youngstown State program from 1999-2005.

Prior to its move to the Horizon League, Youngstown State put together a tremendous year in the Mid-Con in 2000-01, Robic's second year at the helm. The Penguins posted a 19-11 overall mark and an 11-5 Mid-Con

THE ROBIC FILE

Coaching Career

1987-88: Kansas, Graduate Assistant
1989-99: UMass, Assistant Coach
2000-05: Youngstown State, Head Coach
2006-09: Memphis, Assistant Coach
2010-pres.: Kentucky, Assistant Coach

record. The 19 overall wins were the second most in 16 seasons, and the 11 league victories tied the school record for most conference wins.

Before taking over at Youngstown State, Robic served as an assistant for 11 years at UMass for both Calipari and Bruiser Flint.

After a 10-18 mark his first season on staff, Robic helped lead the Minutemen to nine consecutive winning campaigns.

From 1990-96, the Minutemen averaged 26 wins per year and had six straight 20-win seasons, including two 30-victory campaigns. UMass made the NCAA Tournament Sweet 16 in 1992, Elite Eight in 1995 and Final Four in 1996. It was UMass' first appearance on college basketball's largest stage.

After Calipari moved on to the NBA, Robic remained at UMass and was elevated to the associate head coach post under Flint from 1997-99. During his tenure at UMass, the Minutemen posted a 247-111 overall record (.690 winning percentage) and earned nine postseason tournament bids (seven NCAA, two NIT).

A graduate of North Hills High School in Pittsburgh, Robic attended Walsh College in Canton, Ohio, before transferring to Denison University in Granville, Ohio, where he earned his bachelor of arts in speech communication and physical education in 1986.

At Denison, Robic garnered Division III All-America accolades as a senior and was a two-time all-conference performer. He was one of 10 former players to be named to the 10th Anniversary All-Decade Team in the league in 1994. In the fall of 2006, he was inducted into the Denison Athletic Hall of Fame. Robic was inducted into the North Hills High School Hall of Fame in 2004.

Robic and his wife, Heidi, have three daughters, Hayley, Alli and Sophie.



**TIM
ASHER**

BASKETBALL VIDEO
COORDINATOR
(10TH SEASON)

Tim Asher is in his 10th year as the Wildcats' basketball video coordinator after serving the previous 12 seasons as the team's traveling videographer. In addition, he has worked on the UK football team video staff for the past 25 years. In his role, Asher oversees all of the basketball program's video needs, including maintaining the Wildcats' sophisticated editing system. He was heavily involved in the design and integration of video throughout the Joe Craft Center.

Asher, 51, started his own company, Idle Minds Productions, in 1987, which provides video services for various networks, documentaries and commercials. He's been employed as a freelance trainer and demo artist on non-linear video systems for Sony Corporation since 1995, served as a field production specialist for WLEX-TV and as a producer/director then production manager for WDKY-TV.

Asher earned his bachelor's degree in communications from Morehead State University. A native of Olive Hill, Ky., he and his wife Cindy have a 13-year-old daughter, Laura.



**JOHN
HAYDEN**

ASSOCIATE DIRECTOR
MEDIA RELATIONS
(6TH SEASON)

John Hayden is in his sixth season working with the men's basketball program after being promoted to associate director of media relations in July.

Hayden has served as the primary contact for women's soccer and the secondary contact for men's basketball the past five seasons and will continue to handle UK's media relations efforts with both sports. However, Hayden's work with the men's basketball team will expand as he will now be the primary media relations contact for all men's basketball student-athletes, assistant coaches and staff.

Hayden will also continue to hire and oversee Kentucky's two media relations assistants, but will now also be the liaison and supervisor over UK's assistant directors of media relations.

He spent six years as assistant director of media relations at the University of Alabama where he directed the media and public relations efforts for the football, softball, women's soccer, men's cross country, and track and field programs.

During his tenure with Alabama, the softball team made four appearances at the College World Series (2000, 2003, 2005, 2006).

After graduating from Alabama in December of 1998 with a degree in broadcasting, Hayden served as an intern in the media relations department with the Chicago White Sox's AA affiliate, the Birmingham Barons, during the 1999 season.

A Paducah, Ky., native, he and his wife, Maria, gave birth to a new baby daughter, Lillian Mary, on Sept. 14, 2011.



MIKE MALONE

STRENGTH & CONDITIONING
(2ND SEASON)

Mike Malone is in his second season with the Kentucky basketball program. He came to the University of Kentucky after serving as an assistant strength and conditioning coach at the University of Minnesota since 2006. Malone developed the strength and conditioning program for the Minnesota baseball team, which appeared in NCAA regionals in 2007, 2009 and 2010. He also assisted with men's and women's hockey, men's basketball, football men's and women's golf, and men's swimming.

Prior to the University of Minnesota, Malone worked for the Anaheim Angels organization at their AA team in Little Rock, Ark. Previous to that, Malone worked as the assistant director of performance enhancement for the University of Memphis basketball team, which went to the Elite Eight in 2006 and produced two first-round NBA draft picks.

Before Memphis, Malone was an assistant strength and conditioning coach at James Madison, assisting with more than 20 men's and women's sports. Prior to James Madison, he was also a strength and conditioning coach for the nine-time Division III football national champion Mount Union Purple Raiders.

Malone has worked at Iowa State University and the University of Pittsburgh as an intern. He has worked with various sports and numerous professional athletes in the NHL, NFL, NBA, MLB, PGA Tour and professional boxing.

Malone has also worked the Cincinnati Bengals training camp in the summers of 2007, 2008 and 2009.

The Wauwatosa, Wisc., native is a 2001

graduate of Mount Union College earning a degree in exercise science. While at Mount Union, Malone was part of two Division III national championship football teams in 1998 and 2000.



SHOMARI MOORE

GRADUATE MANAGER
(1ST SEASON)

Former Kentucky football defensive back Shomari Moore enters his first season as a graduate manager for the University of Kentucky men's basketball team.

Moore, a native of Camden, N.J., joined the UK football strength staff in July of 2010 after serving one year as a personal trainer for LyonHeart Sports Academy in Lexington, Ky., which he co-owned with former UK wide receiver Dicky Lyons, Jr. He also worked on the strength and conditioning staff for the Cincinnati Bengals' training camp in 2010.

As a Wildcat from 2005-08, Moore saw action in 49 games with 11 starting assignments. He totaled 84 tackles at cornerback, including 3.5 for loss along with four interceptions and seven pass breakups.

Moore graduated with a degree in family and consumer sciences from UK in 2008 and is currently working on a master's degree in kinesiology and health promotion.



DEWAYNE PEEVY

SR. ASSOCIATE AD/
COMMUNICATIONS
(4TH SEASON)

DeWayne Peevy is in his fourth year as the senior associate athletic director for communications at the University of Kentucky.

Peevy, who joined UK in August 2008, oversees the public relations efforts for the entire athletics department in addition to his duties as the primary contact for UK's nationally recognized men's basketball program.

Upon his hiring, Peevy pioneered a 22-sport wide UK blog, an innovative and rare addition to a media relations department, and he oversees the award-winning Kentucky sports publication department. Additionally, Peevy coordinates interviews with local and national media for head coach John Calipari and the men's basketball team and he is the spokesman for the storied program.

The Birmingham, Ala., native also serves on the NCAA Division I Men's Basketball Final Four Media Coordination Committee and he previously served as the sports information director representative on the board of the United States Basketball Writers Association.

Peevy came to UK after spending eight years at the Southeastern Conference. He was responsible for the day-to-day publicity of the SEC men's basketball. A graduate of the University of Montevallo, Peevy served as the media director of the SEC Men's Basketball Tournament from 2004-08.

Prior to his time at the SEC, Peevy spent nearly three years at his alma mater where he oversaw and handled all media and promotional operations for all nine varsity sports. He received six national publication awards from the College Sports Information Directors of America

at Montevallo.

Peevy also served as the assistant information director at the Gulf South Conference from September 1996 to October 2007.

Peevy received his bachelor of business administration degree in accounting from the University of Montevallo in 1996.

He and his wife, Allison, have two children, Kaitlyn, 11, and Braden, 4.



LUNETHA PRYOR

ADMINISTRATIVE ASSISTANT
TO THE HEAD COACH
(3RD SEASON)

Lunetha Pryor begins her third season with the University of Kentucky men's basketball team and her 12th season as UK head coach John Calipari's assistant.

She works closely with Chris Woolard, associate athletic director for basketball operations in coordinating Coach Calipari's calendar and assists Coach Calipari with all of his travel and recruiting responsibilities.

Pryor is also in charge of coordinating all of Coach Calipari's autograph requests in addition to the ticket requests that the basketball office receives and those of the coaching staff. She also worked for the University of Memphis in athletics.

A Memphis native, Pryor has one daughter, Kia Symone.



BO
RODRIGUEZ

EQUIPMENT MANAGER
(2ND SEASON)

Bo Rodriguez begins his first full season as the equipment manager for the University of Kentucky men's basketball team after joining the staff mid-season in 2010-11.

Prior to joining the UK men's basketball staff, Rodriguez spent the previous three years in the business office at the University of Kentucky as the associate business manager. Prior to UK, he was the business manager at Florida Atlantic for three years.

Rodriguez received his bachelor's degree in integrated supply management and Spanish from Western Michigan University in 1998 and earned his master's in marketing and strategies from Indiana in 2004.

He and his wife, Carly, have two children, Sophia, 5, and Halina, 1.



CHRIS
SIMMONS

HEAD ATHLETIC TRAINER
(3RD SEASON)

Chris Simmons begins his third season as head athletic trainer for men's basketball at the University of Kentucky after serving three seasons in a similar position at the University of Memphis.

Simmons was a member of the Tiger staff that helped direct Memphis to three consecutive record-setting seasons. While at Memphis, he was involved in all aspects of the Tigers' day-to-day medical and rehabilitative needs.

In his first year on staff in 2006-07, Memphis posted a 33-4 overall record, won the Conference USA regular season

and tournament titles, and advanced to the NCAA Tournament Elite Eight. In fact, Simmons' around-the-clock aid on Chris Douglas-Roberts' sprained ankle in between the NCAA Tournament second round and the region semifinal got the Tiger guard ready for action with only a three-day turnaround.

En route to the NCAA title contest in the 2007-08 season, Simmons' quick work on Derrick Rose's cut above his eye suffered in the South Region semifinal game against Michigan State aided the Tigers' postseason run. Rose finished the Michigan State game and had a tremendous performance against Texas in the regional final to claim the NCAA South Region MVP honor.

In the summer of 2008, Simmons also served as athletic trainer for the Conference USA All-Star team that played a three-game exhibition tour against the Chinese National Team in China.

Prior to his time at Memphis, Simmons spent the 2005-06 basketball season as head athletic trainer/coordinator of basketball operations with the Arkansas RimRockers of the NBA Development League.

No stranger to the Southeastern Conference, Simmons earned his master's in 2004 from the University of Arkansas. During his tenure with the Razorbacks, he served as a graduate assistant athletic trainer for football.

Prior to his time at Arkansas, he served as an athletic training intern with the National Football League's Cleveland Browns. Simmons is a 2002 graduate of the University of Memphis with a bachelor's degree in exercise and sport science.

The native of McComb, Miss., is a certified member of the National Athletic Trainers' Association and a Performance Enhancement Specialist through the National Academy of Sports Medicine.



PRESTON SPRADLIN

COORDINATOR OF
BASKETBALL SYSTEMS
(3RD SEASON)

Preston Spradlin enters his third year on the men's basketball staff at Kentucky.

During his first two seasons, Spradlin completed his master's degree in sports leadership, while assisting in many aspects of the men's basketball program.

His duties include film breakdown and analysis, creating and maintaining men's basketball playbooks, assisting coaching staff in opponent scouting, and day-to-day operations.

This summer he became the director of the John Calipari Satellite Camps across the state and assisted with all other camps and clinics.

Prior to the start of the 2011-12 season, Spradlin was a member of Coach Calipari's Dominican Republic National Team staff that reached its highest finish and won the bronze medal in the Tournament of The America's Olympic Qualifier in Argentina.

This season Preston will coordinate all film exchange and create all opponent and self-scouting edits for coaching staff and players.

A 2009 graduate of Alice Lloyd College, Preston was a four-year letterwinner for the men's basketball team.

The Pikeville, Ky. native is also a graduate of Betsy Layne High School and is married to the former Misty Tackett.



MICHAEL STONE

ACADEMIC COUNSELOR
(13TH SEASON)

Michael Stone is entering his 14th year working with student-athletes in the Center for Academic and Tutorial Services and his 13th year working with the men's basketball team.

Stone, a native of Clay City, Ky., has made a positive impact on the Kentucky men's basketball program during his tenure. A tireless worker, Stone has assisted current and former student-athletes in their academic responsibilities and post-graduation aspirations. He has been instrumental in the recent success of the Wildcats in the classroom.

Stone's duties include: overseeing the nightly functions of CATS, monitoring study hall for student-athletes from each of Kentucky's 22 sports and overseeing the CATS Academic Graduate/Academic Service Assistant program.

In addition to his responsibilities with the men's basketball program, Stone serves as the academic counselor for Kentucky's baseball team. Under his guidance, men's basketball posted a 3.14 grade-point average last spring and finished tied with Vanderbilt atop the Southeastern Conference for the highest Academic Progress Rate score.

Stone is an active member of the National Association of Academic Advisors for Athletics. He currently serves as the Region II Representative for the Student-Athlete Recognition Committee which honors student-athletes who have overcome great obstacles to achieve academic success while participating in intercollegiate athletics.

Stone received both a B.S. in economics and a B.B.A. in marketing (1997), as well as his master's in sports management (2002) from UK.



ROD STRICKLAND

SPECIAL ASSISTANT TO THE
HEAD COACH
(3RD SEASON)

Rod Strickland is in his third season on staff at Kentucky as the special assistant to the head coach. A two-time All-American at DePaul and a 17-year NBA veteran, Strickland brings a wealth of collegiate and professional experience to John Calipari's Kentucky staff.

Strickland began his tenure under Calipari as director of student-athlete development/manager at Memphis in fall 2006, and in the summer of 2008, he was named director of basketball operations for the Tigers. As director of basketball operations, Strickland monitored academics, coordinated recruiting visits and assisted with travel plans.

With Strickland on staff, Memphis posted a 104-10 record and continued to dominate Conference USA. In his three seasons with the Tigers, the team won three consecutive C-USA regular season and tournament titles. Memphis reached the Sweet Sixteen of the NCAA Tournament in 2009 and advanced to the Elite Eight in 2007. In 2008, the Tigers competed in the NCAA Tournament championship game and set the NCAA Division I record for victories in a single season with a 38-2 record.

The New York City native went to Memphis after a lengthy and successful career in the NBA. The 6-foot-3 guard was an NBA first-round draft pick of the Knicks in 1988, and played for New York, San Antonio, Portland, Washington, Miami, Minnesota, Orlando, Toronto and Houston during his career. Strickland played in 1,094 games and scored more than 14,000 points (13.2 career average) and dished out nearly 8,000 assists (7.3 career average).

The 1997-98 NBA campaign with

Washington was Strickland's best, as he averaged a double-double with 17.8 points and 10.5 assists. His 10.5 assist average led the NBA that year, and he was selected to the All-NBA second team. That year, Strickland also became only the 25th player in NBA history to record 10,000 points and 5,000 assists. He also ranked among the NBA's top 10 in assists in the 1991-92 (fifth), 1993-94 (sixth), 1994-95 (fifth) and 1995-96 (fourth) seasons.

Prior to his time in the NBA, Strickland enjoyed a stellar career at DePaul. A 1987 and 1988 All-America pick, Strickland helped lead the Blue Demons to four straight NCAA Tournament appearances from 1985-88, including Sweet Sixteen showings in 1986 and 1987. The four-time Blue Demon letterwinner ranks among the program's career leaders in scoring average (eighth; 16.6 ppg), assists (third; 557) and steals (second; 204).

In September of 2008, Strickland was inducted into the New York City Basketball Hall of Fame. Joining Strickland in the 19th induction class were Kenny Anderson, Louis Bender, Pete Gillen, Joe Goldstein, Bob McCullough, Sam Perkins and Eddie Younger.

Strickland and his wife, Cheryl, have four children; Torin, Tai, Terell and Tanner.



BRANDON WEEMS

ASSISTANT DIRECTOR OF
BASKETBALL OPERATIONS
(3RD SEASON)

Brandon Weems enters his third season with the Kentucky basketball program as the assistant director of basketball operations after earning his master's of science degree in sports leadership last spring while serving as a graduate assistant during his first two seasons.

With a degree in business management, Weems graduated from Walsh in 2008. At Walsh, Weems was a member of the 2005 NAIA Division II Men's Basketball National Championship team. In addition to the national championship, Weems and the program won four conference championships. Weems also received All-America honors, led the country in assists his junior season and stands second at Walsh for all-time assists. As a senior, Walsh named Weems as Male Athlete of the Year.

Weems is a native of Akron, Ohio, and a graduate of St. Vincent-St. Mary High School. While at St. Vincent-St. Mary, Weems won two state championships and a national championship.



CHRIS WOOLARD

ASSOCIATE AD FOR
BASKETBALL OPERATIONS
(1ST SEASON)

Chris Woolard enters his first season as UK's associate athletics director for basketball operations. Woolard joins the University of Kentucky staff after spending the last seven years at the Conference USA office where he was the associate commissioner for sports services.

At C-USA, Woolard's responsibilities

focused extensively on the men's basketball programs as administrator and tournament director for the annual men's basketball championship. Woolard also serves as the primary administrator for men's golf along with his duties to provide oversight to the C-USA Sports Services Department.

Prior to joining Conference USA, Woolard spent a year in private business after working eight years in the college basketball coaching ranks. He was an integral part of a highly successful Murray State men's basketball team from 1997-2003, serving as an assistant coach.

During Woolard's time at Murray State, the Racers won three conference championships and made three NCAA appearances. At MSU, he was the staff's lead recruiter and was also responsible for on-floor coaching, providing detailed opponent scouting reports, and administrative duties such as academics, compliance, budget, scheduling, summer camps and team travel.

Woolard began his collegiate coaching career as a student assistant coach at UCLA. During his two years in Westwood, Calif., he was involved in recruiting, summer camps and also assisted with practice drills and scrimmages.

Prior to finishing his college career at UCLA, he studied at Washington State for two years and played one season as a member of the varsity basketball team at Chapman University.

A native of Carbondale, Ill., Woolard earned a bachelor's degree in history from UCLA in August 1997.

STAFF



2011-12 Managers

From Left: Robert Hatchett, Brett Miller, Will Barton, Bo Rodriguez, Mark Evans, Will Martin, Andrew Orтели; Front: Zach Lipson



Linda Carmack

Men's Basketball
Administrative Asst.



Brandon DeSantis

Graduate
Athletic Trainer



Deb Moore

Media Relations
Asst. Director



Jamie Holloway

Media Relations
Office Coordinator



Paige Marcus

Men's Basketball
Student Assistant



Allie Schick

Men's Basketball
Student Assistant

GAMEDAY STAFF



Lee Mills

Committee of
101 President



Patrick Whitmer

Public Address
Announcer



Marcia Stone

Statistics Director



Kenny Bourne

Official Scorer



Donnie Adkins

Shot Clock



Mike Rogers

Scoreboard Operator

UK ATHLETICS MEDICAL TEAM



Christian Latterman, M.D.

Orthopaedic Team
Physician



Darren Johnson, M.D.

Orthopaedic Team
Physician



Scott Mair, M.D.

Orthopaedic Team
Physician



James Jagger, M.D.

Head Team
Physician



Rob Hosey, M.D.

Associate Head
Team Physician



PRESIDENT
DR. ELI CAPILOUTO

University President (First Year)
 Alabama, 1971

Dr. Eli Capilouto became the 12th president of the University of Kentucky on July 1, 2011.

A native of Montgomery, Alabama, Dr. Capilouto previously served as Provost of the University of Alabama at Birmingham (UAB) and Dean of the UAB School of Public Health -- a period of remarkable growth and transformation at one of the leading academic and health sciences institutions in the South.

While at UAB, Dr. Capilouto helped lead the adoption of the University's Strategic Plan, an integrated and more transparent budgeting system and continued increases in research funding for an institution that is one of the nation's leading public medical and health sciences' campuses. An accomplished scholar, Dr. Capilouto has published more than 70 articles, abstracts and book chapters in a long academic career in health and higher education policy.

Passionate about public health and community engagement, Dr. Capilouto contributes his time to national boards and local philanthropy agencies. He recently served on the National Advisory Dental and Craniofacial Research Council of the National Institutes of Health and is a member of the Executive Committee of the Council on Academic Affairs of the Association of Public and Land-grant Universities. He was a member of the Pew Health Professions Advisory Panel for Dentistry and has served as a consultant to the National Academy of Sciences Institute of Medicine and the American Association of Academic Health Centers.

In Birmingham, Dr. Capilouto served in leadership roles on the boards of the YMCA, Red Cross, Ronald McDonald House and his temple. Additionally, he served eight years on the Mountain Brook City Schools

UK BOARD OF TRUSTEES

C.B. Akins, Sr.	Terry Mobley
William C. Britton	Sandy Bugie Patterson
Edward Britt Brockman	Joe Peek
Sheila Brothers	Erwin Roberts
Jo Hern Curris	Charles R. Sachatello
William Stamps Farish, Jr.	C. Frank Shoop
Micah Fielden	James W. Stuckert
Oliver Keith Gannon	Irina Voro
Carol Martin "Bill" Gatton	Barbara Young
Pamela T. May	
Billy Joe Miles	

Board of Education and is the current past-president of the Kiwanis Club of Birmingham, the largest Kiwanis Club in the world. He also is a member of the A+ College Ready Managing Board that oversees a statewide initiative to increase Advanced Placement success among high school students. In 2008, he received the National Conference for Community and Justice (NCCJ) Brotherhood-Sisterhood Award for Outstanding Community Service.

Dr. Capilouto received his bachelor's, Master's in Epidemiology, and Doctor of Dental Medicine degree from schools within the University of Alabama system. In 1991, he earned his Doctorate in Health Policy and Management from the Harvard University School of Public Health. He and his wife, Dr. Mary Lynne Capilouto (D.D.S.), a former dean of UAB's dental school, have one daughter, Emily, a graduate student in the School of Public Health at UAB.



ATHLETICS DIRECTOR **MITCHBARNHART**

Director of Athletics (10th Year)
Ottawa University, 1981

Mitch Barnhart is in his 10th year at the University of Kentucky, with unparalleled accomplishments in his past and unprecedented goals for the future.

In the last year alone, UK Athletics' success featured the school's first national championship in rifle; the men's basketball team returned to the Final Four for the first time since 1998; softball advanced to the super regional for the first time ever; and the football team continued its school-record five-year bowl streak.

Combined with other achievements, these feats are fulfilling Barnhart's ambitious course for the future, which was revealed in November 2008 with the 15 by 15 Plan. The goals are to win at least 15 conference or national championships and rank among the NCAA's top 15 athletic programs by 2015 – all of which would be unprecedented achievements for UK Athletics – while continuing to expand the department's service to the commonwealth of Kentucky. Another goal is a cumulative 3.0 grade-point average for UK's 500-plus student-athletes on an annual basis.

Barnhart's commitment to the 15 x 15 x 15 Plan, and beyond, was reinforced this year when he signed a contract extension that reaches 2019.

UK's steady improvement in the Directors' Cup standings under Barnhart was highlighted with 29th-place finish in 2009-10. It was the school's best showing since Barnhart's arrival, its top finish since 1997-98 and only three slots away from the best mark in school history.

The primary academic target was met during the 2010 spring semester as UK's student-athletes notched a composite 3.04 GPA. But Barnhart wants to continue to see academic success and improvement in the future. In addition, UK has consistently posted strong numbers in the NCAA Academic Progress Rate as every one of UK's 22 varsity sports have avoided penalties in the

APR's seven-year existence. Graduation rates, which date back to classes that entered six years ago, are beginning to show the improvement Barnhart emphasized upon his arrival in 2002.

Additional initiatives begun under Barnhart's leadership include fully funding all 22 varsity sports with maximum number of scholarships and coaches; creating the UK Athletics Hall of Fame; initiating the CAT-SPYs, an awards program that honors the best of UK Athletics; the construction of the Joe Craft Center, a \$30 million facility that includes practice and administrative space for a variety of sports; more than \$14 million of football facility improvements; and the construction of a new \$12 million track.

Barnhart's influence reaches far beyond the fields of competition. Despite athletics' urgent financial needs, Barnhart directs a \$1.7-million annual contribution to the University's scholarship program.

Social responsibility in the Commonwealth of Kentucky also is a priority for Barnhart, who is extremely active in community service and encourages UK athletics staff and student-athletes to do the same.

Barnhart has been involved on the national level as well and in 2010 became the chair of the NCAA Basketball Issues Committee.

Barnhart arrived at UK from Oregon State, where he served four successful years (1998-2002) as athletics director. Before OSU, he worked in athletics administration posts at Tennessee (1986-98), Southern Methodist University (1983-86), Oregon (1983) and San Diego State (1982-83).

Barnhart is a native of Kansas City, Kan. He earned his bachelor's degree from Ottawa University (Kansas) in 1981 and a master's in sports administration from Ohio University in 1982.

His family includes his wife, Connie, three children, Blaire, Scott, Kirby Willoughby and her husband, McKenzie.

2010-11 FINAL STATS

#	Player	GP-GS	TOTAL		3PTS		REBOUNDS		PF-FO	A	TO	Blk	Stl	Pts/Avg			
			FG-FGA	Pct	3FG-FGA	Pct	Off-Def	Tot-Avg									
12	Knight, Brandon	38-38	1363/35.9	217-513	.423	87-231	.377	136-171	.795	25-128-153	4-0	83-1	159	120	8	25	657/17.3
03	Jones, Terrence	38-35	1196/31.5	206-466	.442	26-79	.329	157-243	.646	92-244-336	8-8	91-1	60	75	72	43	595/15.7
20	Lamb, Doron	38-14	1078/28.4	161-324	.497	68-140	.486	79-100	.790	19-56-75	2-0	85-2	62	50	6	22	469/12.3
01	Miller, Darius	38-37	1178/31.0	149-312	.478	58-131	.443	58-68	.853	51-122-173	4-6	100-2	66	57	43	32	414/10.9
34	Liggins, DeAndre	38-28	1201/31.6	112-264	.424	36-92	.391	68-105	.648	22-131-153	4-0	94-2	96	55	28	46	328/8.6
55	Harrellson, Josh	38-38	1083/28.5	127-208	.611	2-10	.200	33-56	.589	140-189-329	8-7	91-2	30	28	57	35	289/7.6
30	Vargas, Eloy	38-0	292/7.7	19-43	.442	0-0	.000	19-31	.613	35-42-77	2-0	39-1	4	12	23	5	57/1.5
04	Hood, Jon	33-0	158/4.8	9-37	.243	3-19	.158	5-9	.556	9-13-22	0-7	11-0	4	2	2	3	26/0.8
05	Polson, Jarrod	17-0	31/1.8	1-7	.143	0-1	.000	4-4	1.000	0-2-2	0-1	2-0	0	3	0	0	6/0.4
02	Poole, Stacey	16-0	45/2.8	1-9	.111	1-4	.250	1-2	.500	3-5-8	0-5	4-0	1	1	0	0	4/0.3
TM TEAM.....										49-43-92	2-4	1		3			
Total.....		38	1002-2183	459	281-707	.397	560-789	.710	445-975	1420-37.4	601-11	482	239	211	2845/74.9		
Opponents.....		38	863-2188	394	210-649	.324	476-658	.723	431-854	1285-33.8	695-9	458	132	201	2412/63.5		

SCORE BY PERIODS:

	1st	2nd	OT	Total
Kentucky	1396	1443	6	2845
Opponents	1185	1220	7	2412

DEADBALL REBOUNDS:

	OFF	DEF	TOTAL
Kentucky	53	43	96
Opponents	87	45	132

2010-11 FINAL SEC STATS

#	Player	GP-GS	Min/Avg	FG-FGA	Pct	3FG-FGA	Pct	FT-FTA	Pct	Off-Def-Tot-Avg	PF-FO	A	TO	Blk	Stl	Pts/Avg	--REBOUNDS--															
																	FG-FGA	Pct	3FG-FGA	Pct	FT-FTA	Pct	Off-Def-Tot-Avg	PF-FO	A	TO	Blk	Stl	Pts/Avg			
12	Knight, Brandon	16-16	592/37.0	90-208	.433	36-87	.414	59-73	.808	11-62-73-4.6	38-0	65	46	3	8	275/17.2																
03	Jones, Terrence	16-13	527/32.9	91-209	.435	10-34	.294	81-116	.698	46-101-147-9.2	34-0	26	40	31	18	273/17.1																
01	Miller, Darius	16-15	518/32.4	73-153	.477	27-61	.443	28-32	.875	22-46-68-4.3	38-1	15	23	18	12	201/12.6																
20	Lamb, Doron	16-9	468/29.3	65-139	.468	25-59	.424	36-44	.818	10-19-29-1.8	42-2	31	25	2	14	191/11.9																
34	Liggins, DeAndre	16-11	477/29.8	47-108	.435	12-32	.375	19-32	.594	7-48-55-3.4	46-2	29	17	8	17	125/7.8																
55	Harrellson, Josh	16-16	461/28.8	42-81	.519	0-6	.000	9-19	.474	55-77-132-8.3	45-1	15	11	27	17	93/5.8																
30	Vargas, Eloy	16-0	99/6.2	5-13	.385	0-0	.000	3-6	.500	11-10-21-1.3	13-0	1	6	7	0	13/0.8																
04	Hood, Jon	13-0	62/4.8	2-12	.167	0-6	.000	0-0	.000	2-6-8-0.6	4-0	3	0	1	1	4/0.3																
05	Polson, Jarrod	6-0	12/2.0	0-3	.000	0-0	.000	0-0	.000	0-1-1-0.2	1-0	0	1	0	0	0/0.0																
02	Poole, Stacey	4-0	9/2.3	0-2	.000	0-1	.000	0-0	.000	0-1-1-0.3	2-0	0	0	0	0	0/0.0																
TM TEAM:.....																	26-22-48-3.0	0	2													
Total.....		16	415-928	447	110-286	.385	235-322	.730	190-393-583-36.4	263-6	185	171	97	87	1175/73.4																	
Opponents.....		16	366-920	398	94-271	.347	225-300	.750	209-366-563-35.2	287-3	177	198	58	87	1051/65.7																	

SCORE BY PERIODS:	1st	2nd	OT	Total
Kentucky	583	586	6	1175
Opponents	494	550	7	1051

DEADBALL REBS:	OFF	DEF	TOTAL
Kentucky	27	21	48
Opponents	44	20	44

2010-11 TEAM HIGH & LOWS

KENTUCKY - GAME HIGHS

POINTS	91BOSTON (11/30/10)
	91COPPIN STATE (12/28/10)
	90SOUTH CAROLINA (02/19/11)
	89WINTRHOP UNIVERSITY (12/22/10)
	88EAST TENNESSEE STATE (11/12/10)
FG MADE	35COPPIN STATE (12/28/10)
	33EAST TENNESSEE STATE (01/12/10)
	33WINTRHOP UNIVERSITY (12/22/10)
FG ATT.	70LSU (01/15/11)
	68EAST TENNESSEE STATE (11/12/10)
FG PCT.	.593 (32-54)BOSTON (11/30/10)
	.574 (35-61)COPPIN STATE (12/28/10)
3 PT FG MADE	13EAST TENNESSEE STATE (11/12/10)
	12WINTRHOP UNIVERSITY (12/22/10)
	12VS NORTH CAROLINA (03/27/11)
3 PT FG ATT.	26EAST TENNESSEE STATE (11/12/10)
	26AUBURN (01/11/11)
3 PT FG PCT.	.625 (10-16)BOSTON (11/30/10)
	.583 (7-12)AT FLORIDA (02/05/11)
FT MADE	31INDIANA (12/11/10)
	24MISS VALLEY STATE (12/18/10)
	24AT SOUTH CAROLINA (01/22/11)
	24VS FLORIDA (03/13/11)
FT ATTEMPTS	44INDIANA (01/30/10)
	32MISS VALLEY STATE (12/18/10)
FT PCT.	.875 (14-16)AT LOUISVILLE (12/31/10)
	.867 (13-15)AT ARKANSAS (02/23/11)
REBOUNDS	51EAST TENNESSEE STATE (11/12/10)
	50LSU (01/15/11)
ASSISTS	21BOSTON (11/30/10)
	21COPPIN STATE (12/28/10)
STEALS	11VS CONNECTICUT (04/02/11)
	10LSU (01/15/11)
	10VS NORTH CAROLINA (03/27/11)
BLOCKS	11MISS VALLEY STATE (12/18/10)
	11PENN (01/03/11)
	11AT ARKANSAS (02/23/11)
	11VS OHIO STATE (03/25/11)
TURNOVERS	18AT OLE MISS (02/02/10)
	16TENNESSEE (02/08/11)
FOULS	26AT NORTH CAROLINA (12/04/10)
	24AT GEORGIA (01/08/11)

OPPONENT - GAME HIGHS

POINTS	84VS CONNECTICUT (11/24/10)
	81AT VANDERBILT (02/12/11)
	79MISSISSIPPI STATE (02/15/11)
	77AT GEORGIA (01/08/11)
	77AT ARKANSAS (02/23/11)
FG MADE	30VS CONNECTICUT (11/24/10)
	28AT ARKANSAS (02/23/11)
FG ATT.	73AT ARKANSAS (02/23/11)
	69WINTRHOP UNIVERSITY (12/22/10)
FG PCT.	.577 (30-52) ..VS CONNECTICUT (11/24/10)
	.472 (25-53) MISSISSIPPI STATE (02/15/11)
3 PT FG MADE	12MISSISSIPPI STATE (02/15/11)
	11AT VANDERBILT (02/12/11)
3 PT FG ATT.	25COPPIN STATE (12/28/10)
	24LSU (01/15/11)

3 PT FG PCT.	.667 (8-12)PENN (01/03/11)
	.583 (7-12)VS CONNECTICUT (11/24/10)
FT MADE	30AT NORTH CAROLINA (12/04/10)
	26AT GEORGIA (01/08/11)
FT ATT.	37AT NORTH CAROLINA (12/04/10)
	34AT GEORGIA (01/08/11)
FT PCT.	.895 (17-19) ..VS CONNECTICUT (11/24/10)
	.895 (17-19) MISSISSIPPI STATE (02/15/11)
REBOUNDS	43AT NORTH CAROLINA (12/04/10)
	43AT ARKANSAS (02/23/11)
ASSISTS	18FLORIDA (02/26/11)
	16VS CONNECTICUT (11/24/10)
	16VS CONNECTICUT (04/02/11)
STEALS	11AT OLE MISS (02/01/11)
	9AT LOUISVILLE (12/31/10)
	9VS NORTH CAROLINA (03/27/11)
BLOCKS	9AT NORTH CAROLINA (12/04/10)
	7VS WASHINGTON (11/23/10)
	7AT OLE MISS (02/01/11)
TURNOVERS	23MISS VALLEY STATE (12/18/10)
	19AT ALABAMA (01/18/11)
FOULS	31INDIANA (12/11/10)
	23VS WASHINGTON (11/23/10)
	23MISS VALLEY STATE (12/18/10)
	23AT TENNESSEE (03/06/11)
	23VS WEST VIRGINIA (03/19/11)

KENTUCKY - GAME LOWS

POINTS	55VS CONNECTICUT (04/02/11)
	59VS PRINCETON (03/17/11)
	62VS OHIO STATE (03/25/11)
	64AT TENNESSEE (03/06/11)
	66AT ALABAMA (01/18/11)
	66GEORGIA (01/29/11)
FG MADE	19AT TENNESSEE (03/06/11)
	20AT SOUTH CAROLINA (01/22/11)
	20VS FLORIDA (03/13/11)
FG ATT.	47VS PRINCETON (03/17/11)
	48VS FLORIDA (03/13/11)
	48VS OHIO STATE (03/25/11)
FG PCT.	.339 (21-62) ..VS CONNECTICUT (04/02/11)
	.358 (19-53)AT TENNESSEE (03/06/11)
3 PT FG MADE	3VS WASHINGTON (11/23/10)
	3AT SOUTH CAROLINA (01/22/11)
3 PT FG ATT.	10VANDERBILT (03/01/11)
	11VS PRINCETON (03/17/11)
3 PT FG PCT.	.158 (3-19)AT ARKANSAS (02/23/11)
	.176 (3-17)VS WASHINGTON (11/23/10)
FT MADE	4VS CONNECTICUT (04/02/11)
	6VS PRINCETON (03/17/11)
FT ATT.	11VS PRINCETON (03/17/11)
	12VS CONNECTICUT (04/02/11)
FT PCT.	.333 (4-12) ...VS CONNECTICUT (04/02/11)
	.391 (9-23)EAST TENN ST (11/12/10)
REBOUNDS	26MISSISSIPPI STATE (02/15/11)
	26VS PRINCETON (03/17/11)
ASSISTS	6VANDERBILT (03/01/11)
	7VS WASHINGTON (11/23/10)
STEALS	1FLORIDA (02/26/11)
	1VS WEST VIRGINIA (03/19/11)
BLOCKS	2VS NOTRE DAME (12/08/10)

3AT NORTH CAROLINA (12/04/10)
3AT GEORGIA (01/08/11)
3SOUTH CAROLINA (02/19/11)
3VS ALABAMA (03/12/11)
3VS CONNECTICUT (04/02/11)
TURNOVERS	6INDIANA (01/30/10)
6VS FLORIDA (03/13/11)
FOULS	8WINTRHOP UNIVERSITY (12/22/10)
8VS PRINCETON (03/17/11)

OPPONENT - GAME LOWS

POINTS	44LSU (01/15/11)
48AT PORTLAND (11/19/10)
52WINTRHOP UNIVERSITY (12/22/10)
54AUBURN (01/11/11)
54VS FLORIDA (03/13/11)
FG MADE	17LSU (01/15/11)
18AT PORTLAND (11/19/10)
18BOSTON (11/30/10)
18AT TENNESSEE (03/06/11)
FG ATT.	47AT TENNESSEE (03/06/11)
49PENN (01/03/11)
49AT GEORGIA (01/08/11)
49VS CONNECTICUT (04/02/11)
FG PCT.	.262 (17-65)LSU (01/15/11)
.286 (18-63)BOSTON (11/30/10)
3 PT FG MADE	1AT NORTH CAROLINA (12/04/10)
1VS CONNECTICUT (04/02/11)
3 PT FG ATT.	9AT GEORGIA (01/08/11)
9AT TENNESSEE (03/06/11)
3 PT FG PCT.	.083 (1-12)VS CONNECTICUT (04/02/11)
.091 (1-11)AT NORTH CAROLINA (12/04/10)
FT MADE	3VS FLORIDA (03/13/11)
5WINTRHOP UNIVERSITY (12/22/10)
5AT LOUISVILLE (12/31/10)
FT ATT.	7VS PRINCETON (03/17/11)
8VS FLORIDA (03/13/11)
FT PCT.	.375 (3-8)VS FLORIDA (03/13/11)
.455 (5-11)WINTRHOP U. (12/22/10)
.455 (5-11)AT LOUISVILLE (12/31/10)
REBOUNDS	17PENN (01/03/11)
22COPPIN STATE (12/28/10)
ASSISTS	6VS OKLAHOMA (11/22/10)
6AT SOUTH CAROLINA (01/22/10)
STEALS	1VS FLORIDA (03/13/11)
2VS OKLAHOMA (11/22/10)
2VS NOTRE DAME (12/08/10)
BLOCKS	0BOSTON (11/30/10)
0MISSISSIPPI STATE (02/15/11)
TURNOVERS	6VS PRINCETON (03/17/11)
7VS OHIO STATE (03/25/11)
FOULS	11AT FLORIDA (02/05/11)
11VS PRINCETON (03/17/11)

KENTUCKY - INDIVIDUAL GAME HIGHS

POINTS	35Jones vs Auburn (01/11/11)
32Lamb vs Winthrop (12/22/10)
30Knight vs West Virginia (03/19/11)
29Jones vs Oklahoma (11/22/10)
FG Made	12Jones vs Oklahoma (11/22/10)
11Jones vs Auburn (01/11/11)
11Lamb vs Winthrop (12/22/10)
Field Goal Att.	23Knight at Arkansas (02/23/11)
23Knight vs UConn (04/02/11)

20Knight vs West Virginia (03/19/11)
19Jones vs East Tennessee St (11/12/10)
FG PCT (MIN 5 MADE)	.917 (11-12)Lamb vs Winthrop (12/22/10)
.875 (7-8)Lamb vs Mississippi St (02/15/11)
.875 (7-8)Harrellson vs Tennessee (02/08/11)
.875 (7-8)Harrellson vs Princeton (03/17/11)
3-PT FG MADE	7Lamb vs Winthrop (12/22/10)
6Miller vs South Carolina (02/19/11)
3-PT FG ATT.	11Knight vs North Carolina (03/27/11)
11Knight vs Connecticut (04/02/11)

3-PT FG PCT (MIN 2 MADE)

1.000 (4-4)Knight vs Connecticut(11/24/10)
1.000 (3-3)Lamb vs Mississippi St (02/15/11)
1.000 (3-3)Liggins vs LSU (01/15/11)
1.000 (2-2)Miller vs Boston (11/30/10)
1.000 (2-2)Liggins vs Tennessee (02/08/11)
1.000 (2-2)Lamb vs UNC (03/27/11)
FT MADE	11Jones vs LSU (01/15/11)
10Knight vs Indiana (12/11/10)
FT ATT.	16Liggins vs Indiana (12/11/10)
15Jones vs Tennessee (03/06/11)

FT PCT (MIN 8 MADE)

1.000 (10-10)Knight vs Indiana (12/11/10)
.900 (9-10)Knight at South Carolina (1/22/10)
REBOUNDS	17Jones vs Washington (11/23/10)
17Jones vs Notre Dame (12/08/10)

ASSISTS

9Knight vs South Carolina (02/19/11)
9Liggins vs Winthrop (12/22/10)

STEALS

5Miller vs Portland (11/19/10)
5Liggins vs Tennessee (02/08/11)

BLOCKS

6Harrellson vs Penn (01/03/11)
4Harrellson vs Vanderbilt (03/01/11)
4Jones vs Oklahoma (11/22/10)
4Jones vs Washington (11/23/10)
4Jones at Ole Miss (02/01/11)
4Jones at Arkansas (02/23/11)
4Miller vs Portland (11/19/10)

TURNOVERS

8Knight vs Washington (11/23/10)
8Jones vs Tennessee (02/08/11)

FOULS

5Harrellson at North Carolina (12/04/10)
5Jones at North Carolina (12/04/10)
5Knight at North Carolina (12/04/10)
5Harrellson at Florida (02/05/11)
5Lamb at Georgia (01/08/11)
5Lamb at Tennessee (03/06/11)
5Liggins at Georgia (01/08/11)
5Lamb at Tennessee (03/06/11)
5Miller vs Indiana (12/11/10)
5Miller at Georgia (01/08/11)
5Vargas at North Carolina (12/04/10)

OPPONENT - INDIVIDUAL GAME HIGHS

POINTS	32Jenkins at Vanderbilt (02/12/11)
29Walker vs UConn (11/24/10)
27Zeller at North Carolina (12/04/10)
26Clarke at Arkansas (02/23/11)
25Thompkins at Georgia (01/08/11)
25Brown vs East Tenn. St. (11/12/10)
FG MADE	12Brown vs East Tenn. St. (11/12/10)
11Jenkins at Vanderbilt (02/12/11)
FG ATT	20Warren vs Ole Miss (03/11/11)
20Davis vs Oklahoma (11/22/10)

FG PCT (MIN 5 MADE)

.833 (5-6)Bone vs Tennessee (02/08/11)
 .833 (5-6)Giffey vs UConn (11/24/10)

3-POINT FG MADE

6Jenkins at Vanderbilt (02/12/11)
 6Knowles at Louisville (12/31/10)

3-POINT FG ATT

15Warren vs Ole Miss (03/11/11)
 10Jenkins at Vanderbilt (02/12/11)
 10Stringer vs LSU (01/15/11)
 10Knowles at Louisville (12/31/10)

3-PT FG PCT (MIN 2 MADE)

1.000 (3-3)Cartwright vs Penn (01/03/11)
 1.000 (2-2)Wilbekin vs Florida (03/13/11)
 1.000 (2-2)Henry vs Ole Miss (03/11/11)
 1.000 (2-2) Tchiengang at Vandy (02/12/11)
 1.000 (2-2) Harris vs Tennessee (02/08/11)
 1.000 (2-2)Wilbekin at Florida (02/05/11)
 1.000 (2-2) ..Gant vs Washington (11/23/10)

FT MADE

11Clarke at Arkansas (02/23/11)
 11Thompkins at Georgia (01/08/11)
 11Zeller at North Carolina (12/04/10)

FT ATT

12Clarke at Arkansas (02/23/11)
 12Thompkins at Georgia (01/08/11)
 12Zeller at North Carolina (12/04/10)

FT PCT (MIN 6 MADE)

1.000 (7-7) ..Johnson vs Miss. St.(02/15/11)
 1.000 (7-7) ..Graham at Ole Miss (02/01/11)
 1.000 (6-6)Green vs Alabama (03/12/11)
 1.000 (6-6) ..Warren vs Ole Miss (03/11/11)
 1.000 (6-6)Walker at Florida (02/05/11)
 1.000 (6-6)Rosen vs Penn (01/03/11)
 1.000 (6-6)Walker vs UConn (11/24/10)
 1.000 (6-6)Cooley vs ETSU (11/12/10)

REBOUNDS

16Sullinger vs Ohio State (03/25/11)
 14Brown vs East Tenn. St. (11/12/10)

ASSISTS

9Tinsley vs Vanderbilt (03/01/11)
 8Marshall vs North Carolina (03/27/11)

STEALS

4Marshall vs North Carolina (03/27/11)
 4Craft vs Ohio State (03/25/11)
 4Knowles at Louisville (12/31/10)

BLOCKED

5Buckner at Ole Miss (02/01/11)
 5Zeller at North Carolina (12/04/10)
 5N'Diaye vs Washington (11/23/10)

TURNOVERS

6Green at Alabama (01/18/11)
 6Burwell vs Miss. Valley St. (12/18/10)

FOULS

5Henson vs North Carolina (03/27/11)
 5Bryant vs West Virginia (03/19/11)
 5Hines vs Alabama (03/12/11)
 5Benock vs Mississippi State (02/15/11)
 5Cooke at South Carolina (01/22/11)
 5White vs LSU (01/15/11)
 5Hulls vs Indiana (12/11/10)
 5Overton vs Washington (11/23/10)
 5 ..Bryan-Amaning vs Washington (11/23/10)

2010-11 POINTS-REBOUNDS-ASSISTS

Opponent	Date	Score	WL	MILLER	POOLE	JONES	HOOD	POLSON	KNIGHT	LAMB	VARGAS	LIGGINS
				01	02	03	04	05	12	20	30	34
EAST TENNESSEE STATE	11/12/10	88-65	W	18-11-1	0-1-0	25-12-2	2-1-0	0-0-0	17-4-5	20-5-3	0-4-1	14-3-6
at Portland	11/19/10	79-48	W	15-5-4	0-0-0	12-5-3	2-3-0	0-0-0	21-3-1	13-3-1	4-4-0	6-2-2
vs. Oklahoma	11/22/10	76-64	W	5-5-0	DNP	29-13-3	1-2-0	DNP	13-2-3	12-3-2	2-4-1	12-5-4
vs. Washington	11/23/10	74-67	W	8-3-1	0-0-0	16-17-2	0-1-0	0-0-0	24-4-0	6-1-1	4-1-0	7-4-2
vs. Connecticut	11/24/10	67-84	L	15-4-2	0-0-0	24-4-1	3-3-0	DNP	6-2-5	5-0-0	6-6-0	8-3-1
BOSTON	11/30/10	91-57	W	8-2-3	0-0-1	18-10-2	2-0-0	2-0-0	23-6-6	13-2-5	4-4-0	9-4-4
AT North Carolina	12/04/10	73-75	L	13-7-0	DNP	9-6-0	0-0-0	0-0-0	15-2-4	24-2-3	0-2-0	8-6-4
VS NOTRE DAME	12/08/10	72-58	W	7-5-2	3-1-0	27-17-3	3-0-0	DNP	20-4-5	6-2-1	0-1-0	6-1-0
INDIANA	12/11/10	81-62	W	9-2-2	0-1-0	10-8-1	0-0-0	0-0-0	18-6-4	9-2-1	2-3-0	19-9-1
MISS. VALLEY ST.	12/18/10	85-60	W	14-3-5	DNP	19-8-0	0-0-0	DNP	14-1-4	16-2-2	2-6-0	16-5-0
WINTHROP	12/22/10	89-82	W	4-9-2	0-2-0	11-6-1	0-1-1	2-0-0	21-5-2	32-1-2	8-3-0	9-3-9
COPPIN STATE	12/28/10	91-61	W	7-6-4	1-2-0	18-6-2	7-1-0	0-1-0	17-4-8	17-5-1	4-1-0	10-8-6
at Louisville	12/31/10	78-63	W	7-3-0	DNP	12-8-5	0-0-0	DNP	25-3-4	9-3-1	0-0-0	2-4-2
PENN	1/03/11	86-62	W	11-7-6	0-0-0	10-8-2	2-1-0	2-0-0	22-2-4	16-3-2	4-2-0	7-2-4
at Georgia	01/08/11	70-77	L	7-4-3	DNP	24-10-0	0-1-0	DNP	10-5-3	18-2-1	0-0-0	7-1-0
AUBURN	01/11/11	78-54	W	10-6-1	0-0-0	35-8-0	0-2-0	0-0-0	13-5-6	8-3-7	0-3-0	4-5-4
LSU	01/15/11	82-44	W	15-4-0	0-1-0	17-7-0	2-4-3	0-0-0	19-6-2	10-4-5	2-4-0	15-1-3
at Alabama	01/18/11	66-68	L	12-4-0	DNP	17-9-2	0-0-0	DNP	14-4-3	16-2-2	0-0-0	4-1-4
at South Carolina	01/22/11	67-58	W	18-5-0	DNP	14-7-1	0-0-0	0-0-0	23-7-2	9-0-2	0-0-0	1-7-3
GEORGIA	01/29/11	66-60	W	7-7-1	DNP	14-7-0	0-1-0	DNP	11-5-4	19-2-2	0-0-0	11-2-1
at Ole Miss	02/01/11	69-71	L	3-1-1	DNP	22-12-2	0-1-0	DNP	15-7-4	20-2-3	2-1-0	5-4-0
at Florida	02/05/11	68-70	L	9-2-2	DNP	18-7-2	2-0-0	0-1-0	24-5-4	5-3-3	2-4-1	4-2-1
TENNESSEE	02/08/11	73-61	W	7-6-2	DNP	10-11-2	0-0-0	DNP	12-3-3	9-1-2	0-2-0	19-5-3
at Vanderbilt	02/12/11	77-81	L	7-3-1	DNP	25-9-2	0-0-0	0-0-0	20-0-2	8-2-0	0-1-0	10-4-3
MISSISSIPPI STATE	02/15/11	85-79	W	13-0-1	DNP	17-10-5	0-0-0	DNP	24-3-7	20-0-0	0-1-0	2-3-0
SOUTH CAROLINA	02/19/11	90-59	W	22-9-0	0-0-0	19-12-3	0-0-0	0-0-0	12-6-9	18-1-1	2-2-0	11-3-2
at Arkansas	02/23/11	76-77	L (ot)	13-8-1	DNP	10-8-1	DNP	DNP	26-8-5	2-0-0	0-0-0	13-5-1
FLORIDA	02/26/11	78-68	W	24-5-3	0-0-0	8-9-1	0-0-0	DNP	16-0-6	14-3-0	0-1-0	8-2-1
VANDERBILT	03/01/11	68-66	W	12-9-0	DNP	15-9-1	DNP	DNP	17-6-3	9-3-2	2-1-0	5-4-0
at Tennessee	03/06/11	64-58	W	15-4-0	DNP	15-12-3	0-0-0	DNP	19-3-2	6-1-1	3-1-0	6-6-3
vs. Ole Miss	03/11/11	75-66	W	15-7-2	DNP	7-7-1	0-1-0	DNP	17-6-6	19-4-3	0-2-0	4-6-1
vs. Alabama	03/12/11	72-58	W	10-4-4	0-0-0	7-5-1	0-0-0	0-0-0	12-2-7	15-2-0	0-0-0	14-9-3
vs. Florida	03/13/11	70-54	W	15-6-1	0-0-0	16-7-0	0-0-0	0-0-0	17-1-4	6-0-1	2-4-0	10-5-3
vs. Princeton	03/17/11	59-57	W	17-4-3	DNP	10-2-0	DNP	DNP	2-2-5	7-3-1	0-2-1	8-2-2
vs. West Virginia	03/19/11	71-63	W	3-2-1	DNP	12-10-3	0-0-0	DNP	30-3-4	6-1-0	2-1-0	3-9-4
vs. Ohio State	03/25/11	62-60	W	7-4-4	DNP	8-8-0	0-0-0	DNP	9-3-4	6-0-0	0-0-0	15-6-3
vs. North Carolina	03/27/11	76-69	W	11-3-2	DNP	11-7-1	0-0-0	DNP	22-7-4	8-2-1	0-1-0	12-2-4
vs. Connecticut	04/02/11	55-56	L	4-3-2	DNP	11-15-1	DNP	DNP	17-8-5	13-0-0	0-5-0	4-0-2

HARRELLSON

Opponent	Date	Score	WL
EAST TENNESSEE STATE	11/12/10	88-65	W
at Portland	11/19/10	79-48	W
vs. Oklahoma	11/22/10	76-64	W
vs. Washington	11/23/10	74-67	W
vs. Connecticut	11/24/10	67-84	L
BOSTON	11/30/10	91-57	W
at North Carolina	12/04/10	73-75	L
vs NOTRE DAME	12/08/10	72-58	W
INDIANA	12/11/10	81-62	W
MISS. VALLEY ST.	12/18/10	85-60	W
WINTHROP	12/22/10	89-52	W
COPPIN STATE	12/28/10	91-61	W
at Louisville	12/31/10	78-63	W
PENN	1/03/11	86-62	W
at Georgia	01/08/11	70-77	L
AUBURN	01/11/11	78-54	W
LSU	01/15/11	82-44	W
at Alabama	01/18/11	66-68	L
at South Carolina	01/22/11	67-58	W
GEORGIA	01/29/11	66-60	W
at Ole Miss	02/01/11	69-71	L
at Florida	02/05/11	68-70	L
TENNESSEE	02/08/11	73-61	W
at Vanderbilt	02/12/11	77-81	L
MISSISSIPPI STATE	02/15/11	85-79	W
SOUTH CAROLINA	02/19/11	90-59	W
at Arkansas	02/23/11	76-77	L(ot)
FLORIDA	02/26/11	76-68	W
VANDERBILT	03/01/11	68-66	W
at Tennessee	03/06/11	64-58	W
vs. Ole Miss	03/11/11	75-66	W
vs. Alabama	03/12/11	72-58	W
vs. Florida	03/13/11	70-54	W
vs. Princeton	03/17/11	59-57	W
vs. West Virginia	03/19/11	71-63	W
vs. Ohio State	03/25/11	62-60	W
vs. North Carolina	03/27/11	76-69	W
vs. Connecticut	04/02/11	55-56	L

2010-11 RESULTS

Overall 29-9 • Home 15-0 • Away 4-7 • Neutral 10-2

Date	Opponent	W/L	Result	High Scorer	High Rebounder
11/12/10	East Tennessee State	W	88-65	(25) Jones	(12) Jones
11/19/10	at Portland	W	79-48	(21) Knight	(12) Harrellson
11/22/10	#vs. Oklahoma	W	76-64	(29) Jones	(13) Jones
11/23/10	#vs. Washington	W	74-67	(24) Knight	(17) Jones
11/24/10	#vs. Connecticut	L	67-84	(24) Jones	(6) Harrellson, Vargas
11/30/10	Boston	W	91-57	(23) Knight	(11) Harrellson
12/04/10	at North Carolina	L	73-75	(24) Lamb	(7) Harrellson, Miller
12/08/10	%vs Notre Dame	W	72-58	(27) Jones	(17) JONES
12/11/10	Indiana	W	81-62	(19) Liggins	(12) Harrellson
12/18/10	Miss. Valley State	W	85-60	(19) Jones	(12) Harrellson
12/22/10	Winthrop University	W	89-52	(32) Lamb	(10) Harrellson
12/28/10	Coppin State	W	91-61	(18) Jones	(8) Liggins
12/31/10	at Louisville	W	78-63	(25) Knight	(14) Harrellson
1/03/11	Penn	W	86-62	(22) Knight	(11) Harrellson
01/08/11	*at Georgia	L	70-77	(24) Jones	(11) Harrellson
01/11/11	*Auburn	W	78-54	(35) Jones	(8) Jones
01/15/11	*LSU	W	82-44	(19) Knight	(14) Harrellson
01/18/11	*at Alabama	L	66-68	(17) Jones	(9) Harrellson, Jones
01/22/11	*at South Carolina	W	67-58	(23) Knight	(7) Jones, Knight, Liggins
01/29/11	*Georgia	W	66-60	(19) Lamb	(8) Harrellson
02/01/11	*at Ole Miss	L	69-71	(22) Jones	(12) Jones
02/05/11	*at Florida	L	68-70	(24) Knight	(7) Jones
02/08/11	*Tennessee	W	73-61	(19) Liggins	(11) Jones
02/12/11	*at Vanderbilt	L	77-81	(25) Jones	(10) Harrellson
02/15/11	*Mississippi State	W	85-79	(24) Knight	(10) Jones
02/19/11	*South Carolina	W	90-59	(22) Miller	(12) Jones
02/23/11	*Arkansas	L(ot)	76-77	(26) Knight	(14) Harrellson
02/26/11	*Florida	W	76-68	(24) Miller	(12) Harrellson
03/01/11	*Vanderbilt	W	68-66	(17) Knight	(9) Harrellson, Jones
03/06/11	*at Tennessee	W	64-58	(19) Knight	(12) Jones
03/11/11	\$vs. Ole Miss	W	75-66	(19) Lamb	(7) Harrellson, Jones, Miller
03/12/11	\$vs. Alabama	W	72-58	(15) Lamb	(10) Harrellson
03/13/11	\$vs. Florida	W	70-54	(17) Knight	(8) Harrellson
03/17/11	^vs. Princeton	W	59-57	(17) Miller	(10) Harrellson
03/19/11	^vs. West Virginia	W	71-63	(30) Knight	(10) Jones
03/25/11	&vs. Ohio State	W	62-60	(17) Harrellson	(10) Harrellson
03/27/11	&vs. North Carolina	W	76-69	(22) Knight	(8) Harrellson
04/02/11	@vs. Connecticut	L	55-56	(17) Knight	(15) Jones

ATTENDANCE

Site	Games	Total	Avg/Game
Home	15	354,046	*23,603
Away	11	167,442	15,222
Neutral	12	234,264	19,522

*Led NCAA

- EA Sports Maui Invitational (Lahaina, Hawaii);
 %- SEC/Big East Invitational (Louisville, Ky);
 \$- SEC Tournament (Atlanta, GA-Georgia Dome);
 ^- NCAA Tournament (Tampa, Fla.-St. Pete Times Forum);
 &- NCAA Tournament (Newark-Prudential Center);
 @ - Final Four (Houston, Texas-Reliant Stadium);
 * = Conference game

UK IN THE WEEKLY POLLS

Date	AP/USA	Date	AP/USA	Date	AP/USA
Preseason	11/10	Dec. 27	11/12	Feb. 14	22/22
Nov. 15	12/13	Jan. 3	10/11	Feb. 21	22/22
Nov. 22	8/9	Jan. 10	13/15	Feb. 28	20/23
Nov. 29	10/11	Jan. 17	12/12	March 7	15/16
Dec. 6	17/16	Jan. 24	14/16	March 14	11/10
Dec. 13	17/16	Jan. 31	10/11	March 29	-/3
Dec. 20	13/14	Feb. 7	18/18		

2010-11 GAME-BY-GAME STATISTICS

Opponent	Date	Score	W/L	FG-FGA	Pct	3FG-FGA	Pct	FT-FTA	Pct	Rebounds Off-Def-Tot	PF	A	TO	Blk	Stl	Pts
UK	11/12/10	88-65	W	33-68	.485	13-26	.500	9-23	.391	19-32-51	15	18	10	7	4	88
EAST TENNESSEE STATE				23-61	.377	5-17	.294	14-19	.737	7-26-33	21	12	10	3	6	65
at Portland	11/19/10	79-48	W	28-51	.549	8-18	.444	15-20	.750	11-26-37	17	11	11	9	6	79
UK				18-59	.305	4-20	.200	8-12	.667	14-16-30	16	10	9	2	5	48
UK	11/22/10	76-64	W	29-58	.500	7-20	.350	11-22	.500	12-28-40	17	13	11	5	7	76
vs Oklahoma				26-58	.448	3-11	.273	9-18	.500	11-22-30	20	6	14	5	2	64
UK	11/23/10	74-67	W	25-64	.391	3-17	.176	21-34	.618	19-30-49	22	7	15	9	8	74
vs Washington				25-65	.385	3-13	.231	14-22	.636	15-24-39	23	9	14	7	8	67
UK	11/24/09	67-84	L	22-60	.367	8-22	.364	15-20	.750	13-16-29	18	9	11	6	6	67
vs Connecticut				30-52	.577	7-12	.583	17-19	.895	6-26-32	16	16	12	5	6	67
UK	11/30/10	91-57	W	32-54	.593	10-16	.625	17-24	.708	11-30-41	15	21	13	10	5	91
BOSTON				18-63	.286	8-22	.364	13-17	.765	17-14-31	16	8	14	0	3	57
UK	12/04/10	73-75	L	24-62	.387	9-21	.429	16-21	.762	8-29-37	26	12	11	3	8	73
at North Carolina				24-58	.414	1-11	.091	26-37	.703	9-34-43	20	13	12	9	4	75
UK	12/08/10	72-58	W	23-57	.404	9-24	.375	17-22	.773	13-29-42	16	11	9	2	4	72
vs Notre Dame				20-55	.364	6-23	.261	12-20	.600	10-24-34	19	13	10	3	2	58
UK	12/11/10	81-62	W	22-61	.361	6-17	.353	31-44	.705	18-27-45	17	9	6	5	8	81
INDIANA				23-54	.426	4-16	.250	12-16	.750	6-27-33	31	12	14	5	3	62
UK	12/18/10	85-60	W	27-59	.458	7-18	.389	24-32	.750	9-28-37	10	11	12	11	7	85
MISSISSIPPI VALLEY ST.				22-67	.328	8-23	.348	8-10	.800	16-25-41	23	14	23	3	5	60
UK	12/22/10	89-52	W	33-63	.524	12-22	.545	11-13	.846	8-35-43	8	17	11	5	3	89
WINTHROP UNIVERSITY				22-69	.319	3-13	.231	5-11	.455	12-24-36	16	10	8	3	4	52
UK	12/28/10	91-61	W	35-61	.574	8-22	.364	13-16	.813	11-32-43	15	21	12	7	2	91
COPPIN STATE				22-61	.361	8-25	.320	9-13	.692	7-15-22	15	10	9	4	6	61
UK	12/31/10	78-63	W	29-57	.509	6-16	.375	14-16	.875	13-23-36	15	14	13	7	6	78
at Louisville				25-54	.463	8-20	.400	5-11	.455	9-16-25	18	14	13	3	9	63
UK	01/03/11	86-62	W	32-56	.571	8-17	.471	14-17	.824	15-22-37	10	20	12	11	6	86
PENN				20-49	.408	8-12	.667	14-16	.875	8-9-17	17	14	12	1	7	62
UK	01/08/11	70-77	L	27-71	.380	6-20	.300	10-16	.625	14-23-37	24	9	8	3	5	70
at Georgia				22-49	.449	3-9	.333	30-34	.882	7-34-41	14	12	13	4	3	77
UK	01/11/11	78-54	W	29-58	.500	11-26	.423	9-17	.529	12-27-39	15	18	14	9	6	78
AUBURN				21-61	.344	3-11	.273	9-15	.600	15-23-38	19	11	15	4	7	54
UK	01/15/11	82-44	W	29-70	.414	10-20	.500	14-18	.778	16-34-50	13	13	7	6	10	82
LSU				17-65	.262	3-24	.125	7-12	.583	17-25-42	17	8	15	5	3	44
UK	01/18/11	66-68	L	23-61	.377	7-21	.333	13-22	.591	19-15-34	18	11	12	8	9	66
at Alabama				25-56	.446	7-14	.500	11-17	.647	19-22-41	17	10	19	5	7	68

Opponent	Date	Score	W/L	FG-FGA	Pct	3FG-FGA	Pct	FT-FTA	Pct	Off-Def-Tot	PF	A	TO	Blk	Stl	Pts
UK	01/22/11	67-58	W	20-47	.426	3-13	.231	24-29	.828	8-26-34	18	8	14	6	5	67
at South Carolina				19-57	.333	3-18	.167	17-26	.654	16-21-37	21	6	13	5	5	58
UK	01/29/11	66-60	W	22-51	.431	6-17	.353	16-25	.640	5-27-32	14	8	9	5	6	66
GEORGIA				21-57	.368	4-18	.222	14-21	.667	12-29-41	20	13	13	1	5	60
UK	02/01/11	69-71	L	28-51	.490	5-13	.385	14-18	.778	8-28-36	16	12	18	7	3	69
at Ole Miss				27-63	.429	8-17	.471	9-11	.818	9-18-27	15	10	11	7	11	71
UK	02/05/11	68-70	L	25-54	.463	7-12	.583	11-13	.846	6-26-32	19	14	11	5	6	68
at Florida				23-53	.434	6-19	.316	18-22	.818	7-25-32	11	15	9	5	6	70
UK	02/08/11	73-61	W	22-49	.449	7-18	.389	22-27	.815	15-23-38	14	14	16	5	7	73
UK				22-54	.407	9-16	.563	8-12	.667	11-17-28	30	7	14	3	5	61
TENNESSEE				28-60	.467	7-23	.304	14-18	.778	12-19-31	20	11	8	6	3	77
UK	02/12/11	77-81	L	28-60	.467	7-23	.304	14-18	.778	12-19-31	20	11	8	6	3	77
at Vanderbilt				25-54	.463	11-20	.550	20-23	.870	10-21-31	19	15	10	3	5	81
UK	02/15/11	85-79	W	32-57	.561	9-22	.409	12-18	.667	5-21-26	14	14	10	5	7	85
MISSISSIPPI STATE				28-53	.472	12-22	.545	17-19	.895	6-23-29	16	13	15	0	7	79
UK	02/19/11	90-59	W	29-58	.500	11-20	.550	21-27	.778	14-28-42	13	15	10	3	5	90
UK				22-64	.344	6-23	.261	9-14	.643	14-20-34	20	10	10	3	6	59
SOUTH CAROLINA				30-71	.423	3-19	.158	13-15	.867	19-27-46	16	10	8	11	4	76
UK	02/23/11	76-77	Lot	28-73	.384	7-21	.333	14-18	.778	22-21-43	18	7	8	6	3	77
at Arkansas				30-58	.517	7-14	.500	9-15	.600	11-23-34	14	12	7	1	3	76
UK	02/26/11	76-68	W	28-56	.446	8-19	.421	10-13	.769	11-21-32	21	18	11	1	3	68
FLORIDA				25-59	.424	4-10	.400	14-17	.824	12-22-34	14	6	9	6	6	68
UK	03/01/11	68-66	W	26-58	.448	2-11	.182	12-17	.706	13-23-36	16	13	12	3	4	66
VANDERBILT				19-58	.358	7-18	.389	19-27	.704	14-24-38	21	10	10	5	4	64
UK	03/06/11	64-58	W	18-47	.383	2-9	.222	20-26	.769	8-23-11	23	9	10	3	7	58
at Tennessee				28-59	.475	4-16	.250	15-23	.652	11-32-43	17	13	11	4	4	75
UK	03/11/11	75-66	W	20-59	.339	8-30	.267	18-25	.720	12-24-36	20	7	10	2	6	66
vs Ole Miss (SEC Tournament)				27-54	.500	9-20	.450	9-14	.643	9-23-32	15	16	7	3	4	72
UK	03/12/11	72-58	W	22-53	.415	5-13	.385	9-13	.692	10-22-32	17	10	10	1	4	58
vs. Alabama (SEC Tournament)				20-48	.417	6-14	.429	24-29	.828	9-23-32	15	11	6	6	6	70
UK	03/13/11	70-54	W	20-47	.386	7-20	.350	3-8	.375	15-22-37	22	11	14	5	1	54
vs. Florida (SEC Tournament)				24-47	.511	5-11	.455	6-11	.545	6-20-26	8	12	9	7	5	59
UK	03/17/11	59-57	W	24-52	.462	3-14	.214	6-7	.857	8-20-28	11	8	6	2	8	57
vs Princeton (NCAA)				24-50	.480	6-18	.333	17-24	.708	9-25-34	19	12	10	6	1	71
UK	03/19/11	71-63	W	22-53	.415	7-19	.368	12-16	.750	9-21-30	23	9	11	2	5	63
vs. West Virginia (NCAA)				22-48	.458	6-17	.353	12-14	.857	7-25-32	18	11	11	1	3	62
UK	03/25/11	62-60	W	19-58	.328	6-16	.375	16-22	.727	16-20-36	14	7	7	1	6	60
vs. Ohio State (NCAA)				27-56	.482	12-22	.545	10-16	.625	9-25-34	13	16	14	5	10	76
UK	03/27/11	76-69	W	27-62	.435	3-16	.188	12-15	.800	11-25-36	17	13	13	5	9	69
vs. North Carolina (NCAA)				21-62	.339	9-27	.333	4-12	.333	15-22-37	12	12	10	3	11	55
UK	04/02/11	55-56	L	23-49	.469	1-12	.083	9-11	.818	6-32-38	13	16	15	3	5	56
vs. Connecticut (NCAA)				1002-2183	.459	281-707	.397	560-789	.710	445-975-1420	601	482	406	239	211	2845
Kentucky		2845		863-2188	.394	210-649	.324	476-658	.723	431-854-1285	695	419	458	132	201	2412
Opponents		2412														

Home games in all CAPS.

ADDITIONAL STATS

KENTUCKY'S RECORD WHEN...

	ALL	SEC		ALL	SEC
Leading or tied at halftime:	25-2	8-1	More turnovers than opp.:	10-2	1-2
Trailing at halftime:	4-7	2-5	Make 8 or more 3-pointers:	13-3	4-0
Shoot 50% or higher:	13-0	4-0	Make 7 or fewer 3-pointers:	16-6	6-6
Shoot less than 50%:	16-9	6-6	Games decided by 5 or fewer:	3-7	1-5
Shoot higher % than opp.:	26-4	8-4	Overtime games:	0-1	0-1
Shoot lower % than opp.:	3-5	2-2	On CBS:	7-3	2-1
Opp. shoot worse than 50%:	29-8	10-6	On ESPN/ESPN2/ESPNU:	12-4	6-3
Opp. shoot 50% or higher:	0-1	0-0	On SEC Network:	3-2	2-2
Score less than 60 points:	1-1	0-0	On ABC:	2-0	0-0
Score 60-69 points:	5-4	4-3	On FSN South:	4-0	0-0
Score 70-79 points:	13-4	3-3	On BBSN:	0-0	0-0
Score 80-89 points:	7-0	2-0	On CSS:	1-0	0-0
Score 90-99 points:	3-0	1-0	On CBS College Sports:	2-0	0-0
Score 100+ points:	0-0	0-0	Games vs. ranked opp.:	9-3	2-2
Opp. score less than 60 pts.:	12-1	5-0	Games following a loss:	8-1	4-1
Opp. score 60-69 pts.:	16-1	4-1	Games following a win:	20-8	6-4
Opp. score 70-79 pts.:	1-5	1-4	More points in the paint:	20-2	5-2
Opp. score 80-89 points:	0-2	0-1	Fewer/Same points in the paint:	9-7	5-4
Opp. score 90-99 points:	0-0	0-0	More bench points than opp.:	17-6	6-4
Opp. score 100+ points:	0-0	0-0	Fewer or same bench pts.:	12-3	4-2
Outrebounded opponent:	19-2	6-2	More 2nd-chance points:	20-3	4-2
Outrebounded by opponent:	9-5	4-2	Fewer or same 2nd chance pts.:	9-6	6-4
Equal number of rebounds:	1-2	0-2	More or same points off TOs:	25-5	9-3
Fewer turnovers than opp.:	14-6	7-3	Fewer points off TOs:	4-3	1-3
Same turnovers as opp.:	5-1	2-1			

WILDCATS VS. CONFERENCES

1-1 vs. ACC	1-0 vs. MEAC
1-0 vs. America East	1-0 vs. Pac 10
1-0 vs. Atlantic Sun	13-6 vs. SEC
3-2 vs. Big East	1-0 vs. SWAC
1-0 vs. Big South	1-0 vs. West Coast
2-0 vs. Big Ten	
1-0 vs. Big 12	
2-0 vs. Ivy	

RECORD BY LINEUPS

Harrellson, Jones, Knight, Liggins, Miller	17-7
Harrellson, Jones, Knight, Lamb, Miller	9-1
Harrellson, Knight, Lamb, Liggins, Miller	2-1
Harrellson, Jones, Knight, Lamb, Liggins	1-0

DOUBLE FIGURE GAMES

Points

Knight (35), Jones (32), Miller (22),
Lamb (20), Liggins (15), Harrellson (12)

Rebounds

Harrellson (16), Jones (12), Miller (1)

Double-doubles

Jones (13), Harrellson (8)

FINAL STATS RANKINGS

TEAM

Category	[national] SEC (Stat)
Scoring	[38th] 2nd (74.9)
Scoring Defense	[54th] 3rd (63.5)
Scoring Margin	[13th] 1st (+11.4)
Free Throw %	[110th] 4th (.710)
Field Goal %	[59th] 2nd (.459)
Field Goal % Def.	[15th] 2nd (.394)
3-Pt. Field Goal %	[9th] 1st (.397)
3-Pt. FG % Def.	[59th] 6th (.324)
Rebounding Offense	5th (37.4)
Rebounding Defense	5th (33.8)
Rebounding Margin	[60th] 4th (+3.6)
Blocked Shots	[3rd] 1st (6.3)
Assists	[172nd] 5th (12.7)
Steals	[259th] 9th (5.6)
Turnover Margin	[87th] 3rd (+1.4)
Assist/TO Ratio.....	[52nd] 1sr (1.2)
Offensive Rebounds	8th (11.7)
Defensive Rebounds	3rd (25.7)
Defensive Rebound Pct.	2nd (.693)
Offensive Rebound Pct.....	7th (.343)
3-Point FG Made	[72nd] 4th (7.4)

INDIVIDUAL

PLAYER [NATIONAL TOP 50] SEC (STAT)

Scoring	
Brandon Knight	4th (17.3)
Terrence Jones	7th (15.7)

Rebounding	
Terrence Jones	1st (8.8)
Josh Harrellson	2nd (8.7)

FG %	
Josh Harrellson	1st (.611)
Doron Lamb	8th (.497)

Assists	
Brandon Knight	2nd (4.2)

FT %	
Brandon Knight	10th (.795)
Doron Lamb	12th (.790)

Steals	
DeAndre Liggins	13th (1.2)

3-Pt. FG %	
Doron Lamb.....	1st (.486)
Darius Miller	2nd (.443)
Brandon Knight	10th (.377)

Blocked Shots	
Terrence Jones	6th (1.9)
Josh Harrellson	9th (1.5)
Darius Miller	13th (1.1)

Assist/Turnover Ratio	
Brandon Knight	8th (1.3)

Offensive Rebounds	
Josh Harrellson	1st (3.7)
Terrence Jones	11th (2.4)

Defensive Rebounds	
Terrence Jones	1st (6.4)
Josh Harrellson	7th (5.0)

Minutes	
Brandon Knight	1st (35.9)

Double-Doubles	
Terrence Jones.....	1st (13)
Josh Harrellson	13rd (8)

NCAA rankings shown in [brackets]

DEPARTED LETTERWINNERS

JOSH HARRELLSON • 6-10 • 275 • SR. • ST. CHARLES, MO. (SW ILLINOIS COLLEGE)

Season	G-S	Min-Avg	FG-A	Pct	3PT-A	Pct	FTA	Pct	Reb-Avg	PF-D	A	TO	BS	ST	Pts-Avg
2008-09	34-2	315-9.3	46-103	.447	5-15	.333	26-36	.772	85-2.5	37-0	8	26	20	8	123-3.6
2009-10	22-0	88-4.0	12-26	.462	2-4	.500	2-2	1.000	27-1.2	8-0	0	6	7	2	28-1.3
2010-11	38-38	1083-28.5	127-208	.611	2-10	.200	33-56	.589	329-8.7	91-2	30	28	57	35	289-7.6
Total	94-40	1486-15.8	185-337	.549	9-29	.310	61-94	.649	441-4.7	136-2	38	60	84	46	12-0.4

BRANDON KNIGHT • 6-3 • 185 • FR. • FT. LAUDERDALE, FLA. (PINE CREST)

Season	G-S	Min-Avg	FG-A	Pct	3PT-A	Pct	FTA	Pct	Reb-Avg	PF-D	A	TO	BS	ST	Pts-Avg
2010-11	38-38	1363-35.9	217-513	.423	87-231	.377	136-171	.795	153-4.0	83-1	159	120	8	25	657-17.3
Total	38-38	1363-35.9	217-513	.423	87-231	.377	136-171	.795	153-4.0	83-1	159	120	8	25	657-17.3

DEANDRE LIGGINS • 6-6 • 210 • JR. • CHICAGO, ILLINOIS (FINDLAY PREP)

Season	G-S	Min-Avg	FG-A	Pct	3PT-A	Pct	FTA	Pct	Reb-Avg	PF-D	A	TO	BS	ST	Pts-Avg
2008-09	33-1	547-16.6	46-127	.362	12-51	.235	35-52	.673	1-0.3	54-0	92	75	14	24	139-4.2
2009-10	29-0	445-15.3	36-86	.419	14-44	.318	23-39	.590	4-0.3	42-1	24	17	8	20	109-3.8
2010-11	38-28	1201-31.6	112-264	.424	36-92	.391	68-105	.648	2-0.1	94-2	96	55	28	46	328-8.6
Total	100-29	2193-21.9	194-477	.407	62-187	.332	126-196	.643	7-0.2	190-3	212	147	50	90	576-5.8

2010-11 KENTUCKY BASKETBALL CATEGORY LEADERS

ALL-GAMES

POINTS	G	Pts	Pts/G	FT PCT. (50 att.)	FT	ATT	Pct.
Knight, Brandon	38	657	17.3	Miller, Darius	58	68	.853
Jones, Terrence	38	595	15.7	Knight, Brandon	136	171	.795
Lamb, Doron	38	469	12.3	Lamb, Doron	79	100	.790
Miller, Darius	38	414	10.9	Liggins, DeAndre	68	105	.648
Liggins, DeAndre	38	328	8.6	Jones, Terrence	157	243	.646

SCORING AVG.	G	Pts	Avg/G	FT MADE	G	Made	Made/G
Knight, Brandon	38	657	17.3	Jones, Terrence	38	157	4.1
Jones, Terrence	38	595	15.7	Knight, Brandon	38	136	3.6
Lamb, Doron	38	469	12.3	Lamb, Doron	38	79	2.1
Miller, Darius	38	414	10.9	Liggins, DeAndre	38	68	1.8
Liggins, DeAndre	38	328	8.6	Miller, Darius	38	58	1.5

FG PCT	FG	ATT	Pct.	REBOUNDS	G	Reb	Reb/G
Harrellson, Josh	127	208	.611	Jones, Terrence	38	336	8.8
Lamb, Doron	161	324	.497	Harrellson, Josh	38	329	8.7
Miller, Darius	149	312	.478	Miller, Darius	38	173	4.6
Jones, Terrence	206	466	.442	Knight, Brandon	38	153	4.0
Vargas, Eloy	19	43	.442	Liggins, DeAndre	38	153	4.0

FG MADE	G	Made	Made/G	REBOUND AVG.	G	Reb	Avg/G
Knight, Brandon	38	217	5.7	Jones, Terrence	38	336	8.8
Jones, Terrence	38	206	5.4	Harrellson, Josh	38	329	8.7
Lamb, Doron	38	161	4.2	Miller, Darius	38	173	4.6
Miller, Darius	38	149	3.9	Knight, Brandon	38	153	4.0
Harrellson, Josh	38	127	3.3	Liggins, DeAndre	38	153	4.0

3-PT PCT. (20 att.)	3FG	ATT	Pct.	ASSISTS	G	No.	A/G
Lamb, Doron	68	140	.486	Knight, Brandon	38	159	4.2
Miller, Darius	58	131	.443	Liggins, DeAndre	38	96	2.5
Liggins, DeAndre	36	92	.391	Miller, Darius	38	66	1.7
Knight, Brandon	87	231	.377	Lamb, Doron	38	62	1.6
Jones, Terrence	26	79	.329	Jones, Terrence	38	60	1.6

3-PT FG ATT.	G	Att	Att/G	STEALS	G	No.	S/G
Knight, Brandon	38	231	.377	Liggins, DeAndre	38	46	1.2
Lamb, Doron	38	140	.486	Jones, Terrence	38	43	1.1
Miller, Darius	38	131	.443	Harrellson, Josh	38	35	0.9
Liggins, DeAndre	38	92	.391	Miller, Darius	38	32	0.8
Jones, Terrence	38	79	.329	Knight, Brandon	38	25	0.7

3-PT FGS MADE	G	Made	Made/G	BLOCKS	G	No.	Blk/G
Knight, Brandon	38	87	2.29	Jones, Terrence	38	72	1.9
Lamb, Doron	38	68	1.79	Harrellson, Josh	38	57	1.5
Miller, Darius	38	58	1.53	Miller, Darius	38	43	1.1
Liggins, DeAndre	38	36	0.95	Liggins, DeAndre	38	28	0.7
Jones, Terrence	38	26	0.68	Vargas, Eloy	38	23	0.6

2010-11 GAME REVIEWS

1 Rupp Arena (23,740)
Lexington, Ky. • Nov. 12, 2010

East Tennessee St. 65
Kentucky No. 11/10 88

LEXINGTON, Ky. -- Terrence Jones had 25 points and 12 rebounds, Doron Lamb added 20 points and Brandon Knight had 17 points and five assists as Kentucky rolled by the Buccaneers in the second half.

Still, for a class that will forever be compared to the historic one that came before it, the new kids appear to be up to the task.

Kentucky made 13 of 26 3-pointers, turned it over just 10 times and responded when the defending Atlantic Sun champions pulled within 10 points early in the second half.

Isiah Brown led the Buccaneers with 25 points, but ETSU couldn't match Kentucky's firepower even without Enes Kanter.

The school is appealing an NCAA ruling Thursday declaring Kanter permanently ineligible because he received more than the necessary benefits while playing for a club in Turkey two years ago.

Calipari said he respected the NCAA's decision even if he didn't agree with it and is hopeful the decision will be overturned.

If Kanter can't play, Jones will likely be called on to be Kentucky's premier big man.

Against the Buccaneers, it was a little bit of everything. His energetic play helped Kentucky break things open after the Buccaneers pulled within 50-40 with 18:11 to go.

Jones ripped off Kentucky's next 12 points starting his own personal run with a dunk, then hitting two jumpers before adding a layup while getting fouled. He hit the free throw then knocked down a 3-pointer as Kentucky's lead ballooned to 62-42. ETSU would get no closer than 17 the rest of the way.

The game was a rematch of last season's opening NCAA tournament matchup, a 100-71 Kentucky win.

Eight short months later, the stars that led Kentucky's renaissance in Calipari's first season on the bench are long gone.

In their place step Knight, Jones and Lamb. While Calipari has cautioned it's not fair to compare this year's freshman crop to last year's record-breaking class, he knows comparisons are inevitable.

Knight, the latest in a string of top-rated high school point guards brought in by Calipari, was steady if not as spectacular as Wall.

Lamb came off the bench to drain three 3-pointers and make the Buccaneers pay for playing a 1-3-1 zone, the defense West Virginia used so successfully last March.

The Wildcats missed their first 20 3-pointers against the Mountaineers and never recovered.

There were no such problems on Friday night. Knight hit a 3-pointer barely two minutes into the game and the Wildcats were off and running.

ETSU (0-1)	FG	3FG	FT	R	F Pts	A TO	B	S	M		
41 Brown f	12-19	0-0	1-2	14	4	25	1	2	3	1	36
01 Smith g	5-13	3-6	2-2	0	4	15	3	1	0	1	33
03 Tubbs g	1-6	0-2	0-0	2	1	2	0	2	0	2	26
30 Williams g	1-6	1-4	4-7	6	3	7	1	1	0	0	30
43 Sollazzo g	0-2	0-0	0-0	0	1	0	3	2	0	2	15
05 Cooley	3-11	1-3	6-6	3	3	13	4	1	0	0	25
10 Johnson	0-0	0-0	1-2	0	0	1	0	0	0	0	1
15 Johnson	0-1	0-1	0-0	0	0	0	0	0	0	0	1
34 Poderis	0-0	0-0	0-0	0	0	0	0	0	0	0	1
44 Ward	1-2	0-1	0-0	4	3	2	0	1	0	0	21
45 Wilkinson	0-1	0-0	0-0	2	2	0	0	0	0	0	11
TEAM	2										
Totals.....	23-61	5-17	14-19	33	21	65	12	10	3	6	200

Kentucky (1-0)	FG	3FG	FT	R	F Pts	A TO	B	S	M		
03 Jones f	10-19	2-3	3-10	12	2	25	2	0	2	3	35
55 Harrellson f	1-2	0-0	0-0	7	4	2	0	1	3	0	16

01 Miller g	3-9	2-5	0-0	11	2	8	1	3	1	1	31
12 Knight g	6-13	4-7	1-4	4	2	17	5	2	0	0	32
34 Liggins g	5-10	2-4	2-3	3	1	14	6	3	0	0	37
02 Poole	0-1	0-0	0-0	1	0	0	0	0	0	0	1
04 Hood	1-3	0-2	0-1	1	1	2	0	0	0	0	6
05 Polson	0-0	0-0	0-0	0	0	0	0	0	0	0	1
20 Doron	7-10	3-5	3-5	5	1	20	3	1	0	0	28
30 Vargas	0-1	0-0	0-0	4	2	0	1	0	1	0	13
TEAM	3										
Totals.....	33-68	13-26	9-23	51	15	88	18	10	7	4200	

	1st	2nd	Tot	FG%	3FG%	FT%	Paint	P-TO	2nd Bnch	
East Tenn. St.	35	30	65	.377	.294	.737	32	7	9	16
Kentucky	50	38	88	.485	.500	.391	26	15	16	22

Officials: Doug Shows, Lee Cassell, Chuck Jones
Technical: None

2 Rose Garden (10,016)
Portland, Ore. • Nov. 19, 2010

Kentucky No. 4/5 79
Portland 48

PORTLAND, Ore. -- Brandon Knight scored 21 points to help No. 12 Kentucky rout Portland 79-48 on Friday night in the Wildcats' first trip to Oregon.

Darius Miller added 15 points for Kentucky (2-0). The Wildcats scored the first 15 points, with Portland native Terrence Jones hitting a 10-foot jump hook for the first basket and Miller scoring seven straight.

Eric Waterford led Portland (3-1) with 12 points.

Portland had a 13-8 run, including eight points by Waterford, to cut it to 23-13 with 7:20 left in the half. But Kentucky responded with eight straight to make it 31-13.

The Pilots did manage an 11-7 spurt to end the half at 38-24, but Kentucky opened the second half with a 12-2 run that pushed the Wildcats' advantage to 24 at 50-26.

Another big run - this one 10-0 - made it 64-32.

Jones was playing in just his second college game after scoring 25 points in the season opener last week. That was a school record for a Kentucky debut. Jones finished with 12 points, 10 in the second half. He was 5 of 14 from the field.

"Terrence played well, but I want him to be great," Kentucky coach John Calipari said. "He has to be more physical. He can't accept that a guy is going to body him... and he can't settle for jumpers."

Jones agreed with everything Calipari had to say.

"That's one reason I came here," Jones said. "Whatever he says I feel is right."

Kentucky's other star freshman, Doron Lamb, had 13 points.

It was a tough shooting night for the Pilots, who shot 53.5 percent from the field and 50.9 percent from the 3-point line in their first three games. But they missed their first 11 shots against the Wildcats and finished 18 of 59. The Wildcats shot 55 percent, while getting almost any shot they wanted.

It was the second meeting between the schools. Kentucky won 88-71 in Lexington during the 1989-90 season.

The game drew a crowd of 10,216 at the 19,980-seat Rose Garden, with a large number of fans wearing Wildcats blue.

Kentucky (2-0)	FG	3FG	FT	R	F Pts	A TO	B	S	M		
03 Jones f	5-14	0-2	2-5	5	4	12	3	4	2	0	30
55 Harrellson f	3-4	0-0	0-0	12	2	6	0	0	0	0	23
01 Miller g	6-7	3-4	0-0	5	4	15	4	2	4	5	30
12 Knight g	7-13	2-5	5-5	3	1	21	1	3	2	0	32
34 Liggins g	1-4	0-1	4-4	2	1	6	2	1	0	1	31
02 Poole	0-0	0-0	0-0	0	0	0	0	0	0	0	2
04 Hood	0-1	0-1	2-4	3	0	2	0	0	0	0	12

05 Polson	0-1	0-1	0-0	0	1	0	0	0	0	0	2
20 Lamb	4-5	3-4	2-2	3	2	13	1	1	0	0	24
30 Vargas	2-2	0-0	0-0	4	2	4	0	0	1	0	14
TEAM											
Totals.....	28-51	8-18	15-20	37	17	79	11	11	9	6	200

Portland (3-1)	FG	3FG	FT	R	F	Pts	A	T	B	S	M
33 Mitrovic	f	1-7	0-5	0-0	1	2	2	3	0	0	1 22
43 Sikma	f	2-7	0-0	0-0	12	2	4	2	2	0	0 29
45 Krutson	c	2-4	0-0	0-0	1	1	4	0	2	1	1 24
01 Waterford	g	5-13	2-4	0-0	0	3	12	1	0	0	0 26
20 Stohl	g	2-9	1-7	4-4	2	0	9	1	2	0	0 28
03 Riley	g	0-5	0-3	0-0	4	1	0	1	1	0	0 18
11 Douglas	g	2-4	0-0	3-5	1	2	7	1	2	0	1 14
14 Barker	g	3-5	1-1	1-1	1	2	8	0	0	0	1 14
15 Rodgers	g	0-1	0-0	0-0	0	0	0	0	0	0	1 12
21 Thieleke	g	0-0	0-0	0-0	0	1	0	0	0	0	0 2
32 Nicholas	g	1-2	0-0	0-2	3	1	2	1	0	1	0 6
55 Hannibal	g	0-2	0-0	0-0	1	1	0	0	0	0	0 5
TEAM											
4											
Totals.....	18-59	4-20	8-12	30	16	48	10	9	2	5	200

	1st	2nd	Tot	FG%	3FG%	FT%	Paint	P-T	2nd	Bnch
Kentucky	38	41	79	.549	.444	.750	32	13	9	19
Portland	24	24	48	.305	.200	.667	22	11	8	17

Officials: Doug Simmons, Mike Thibodeaux, Terry Moore
 Technicals: None

3

Lahaina Civic Center (2,400)
 Maui, Hawaii • Nov. 22, 2010

Oklahoma
Kentucky No. 8/9

64
76

LAHAINA, Hawaii -- Terrence Jones dominated inside on his way to 29 points and 13 rebounds, helping the eighth-ranked Wildcats hold off scrappy Oklahoma 76-64 in the first round of the Maui Invitational on Monday.

The 1993 Maui champions, Kentucky and its fabulous freshmen were dominant at times, racing out to what seemed to be rout-starting leads. They also let their inexperience show, nearly blowing all of an 18-point lead as Oklahoma (3-1) fought its way back.

Jones wouldn't let the Sooners get there, blocking a 3-point attempt by Cade Davis then sealing the win with a breakaway dunk that made it 70-62 with just over a minute left. He finished 12 of 17 from the field, blocked four shots, had three assists - one a nifty no-looker while leading the break - and had two steals.

"I thought last year when we recruited him that Terrence Jones was the best player in the country in his class," Oklahoma coach Jeff Capel said. "There were other players who had higher accolades, but I didn't see them having the impact that he could. He certainly did that this afternoon."

UK routed East Tennessee State in its opener and scored the first 15 points on the way to a 31-point win over Portland last week.

The Wildcats didn't do that to Oklahoma, though it looked it was headed that way early with Jones dominating.

The 6-foot-8 freshman had a school debut-record 25 points in his first collegiate game and was dominant from the opening tip against the Sooners, scoring right-handed, left-handed, whichever way he wanted. Jones overpowered Oklahoma inside, hitting his first three shots while Kentucky hit eight of nine to build an 18-6 lead in the first 4 1/2 minutes.

OU wouldn't let the UK run away with it just yet, keeping it under double digits for a while behind Andrew Fitzgerald's 10 points.

Wearing the Sooners down with their depth and quickness, Kentucky started to pull away late in the first half, building a 42-28 lead behind Jones' 12 points and eight rebounds.

Jones had a good start to the second half, too, scoring on a baseline dunk after Kentucky grabbed a missed free throw, then sashaying around Nick Thompson for a that-was-sure-easy scoop shot that put the Wildcats up 52-39. He later had a no-look, crosscourt pass on the break to

Josh Harrellson for a dunk.

The Sooners took advantage of Kentucky's struggles at the free-throw line - 11 of 22 - and rattled the young Wildcats with a myriad of defenses, slowing the game to a crawl.

The Sooners frazzled UK and chipped away at the lead, making the UK-dominated crowd a bit restless when Davis dropped in a 3-pointer that cut the lead to 68-62 with just over 2 minutes left.

Oklahoma just didn't have enough to finish it off, its final chance ending with Jones' block on Davis' 3-pointer and subsequent dunk.

Davis finished with 23 points and Fitzgerald had 14 for the OU.

Oklahoma (3-1)	FG	3FG	FT	R	F	Pts	A	T	B	S	M
04 Fitzgerald	f	7-14	0-0	0-3	5	1	14	0	3	1	1 39
55 Thompson	f	2-3	0-0	0-0	6	4	4	1	1	0	0 24
02 Pledger	g	2-7	0-3	2-2	2	4	6	3	4	0	0 22
21 Clark	g	3-7	0-1	0-0	3	0	6	0	0	1	0 36
34 Davis	g	9-20	3-7	2-3	6	3	23	1	0	0	1 39
05 Washington	g	0-2	0-0	1-3	6	4	1	0	2	2	0 16
11 Newell	g	0-0	0-0	0-2	0	0	0	0	0	0	0 3
14 Blair	g	3-5	0-0	4-5	1	4	10	1	3	1	0 20
31 Honore	g	0-0	0-0	0-0	0	0	0	0	1	0	0 1
TEAM											
4											
Totals.....	26-58	3-11	9-18	33	20	64	6	14	5	2	200

Kentucky (3-0)	FG	3FG	FT	R	F	Pts	A	T	B	S	M
03 Jones	f	12-17	0-2	5-9	13	2	29	3	2	4	2 35
55 Harrellson	f	1-3	0-0	0-0	3	4	2	0	0	0	0 20
01 Miller	g	2-5	1-3	0-0	5	4	5	0	0	1	1 26
12 Knight	g	4-15	2-8	3-5	2	2	13	3	5	0	0 35
34 Liggins	g	5-9	2-4	0-2	5	2	12	4	1	0	3 35
04 Hood	g	0-0	0-0	1-2	2	0	1	0	0	0	0 3
20 Lamb	g	4-8	2-3	2-4	3	1	12	2	2	0	1 30
30 Vargas	g	1-1	0-0	0-0	4	2	2	1	1	0	0 16
TEAM											
3											
Totals.....	29-58	7-20	11-22	40	17	76	13	11	5	7	200

	1st	2nd	Tot	FG%	3FG%	FT%	Paint	P-T	2nd	Bnch
Oklahoma	28	36	64	.448	.273	.500	32	13	8	11
Kentucky	42	34	76	.500	.350	.500	40	14	12	15

Officials: Ed Hightower, Ryan Wells, Bob Donato
 Technicals: UK-Miller 1

4

Lahaina Civic Center (2,400)
 Maui, Hawaii • Nov. 23, 2010

Kentucky No. 8/9

Washington No. 13/11

74
67

LAHAINA, Hawaii -- A 4.7-magnitude earthquake centering on one of the neighboring islands rattled tables and chairs, shook the stands, had the rims swaying back and forth.

Few people at the game between Kentucky and Washington seemed to notice. They were too busy watching two good teams face each other.

Terrence Jones had a double-double against the team he spurned, Brandon Knight keyed two important runs on his way to 24 points, and the eighth-ranked Wildcats shook off poor shooting - and an earthquake - to hold off the No. 13 Huskies 74-67 in the semifinals of the Maui Invitational.

Kentucky (4-0) and Washington (3-1) traded blows from the opening tip, swatting shots into the stands, knocking each other to the floor, diving for loose balls.

The real tremor came during a timeout with a little over 6 minutes left in the game.

The earthquake, centered on the Big Island, shook for about 5 seconds, wobbling courtside tables and chairs, swaying the baskets. No injuries or damage were reported and the game resumed once the timeout was over.

Kentucky shot just 39 percent, was an abysmal 3 for 17 from 3-point range and had just seven assists to go with 15 turnovers.

Washington wasn't any better, shooting 38 percent, including 3 of 13 from long range - 1 of 8 in the second half - after making 17 against Virginia the night be-

fore.

A raucous crowd filled tiny Lahaina Civic Center to the rafters for this Top-15 matchup, the loud-and-rowdy mass of Kentucky fans and small-but-vocal Washington contingent making it feel like a postseason, not holiday tournament.

Washington's fans pointed much of their ire at Jones.

He was one of the nation's top recruits coming out of Portland and was set to stay in the Pacific Northwest after holding a news conference to announce he was heading to Washington.

He had second thoughts a few hours later, though, and called Calipari to say he might have made a mistake. Jones also called Romar and, a month later, had changed his mind completely and was headed to Lexington.

Romar and Calipari shrugged it off as an 18-year-old kid being indecisive, saying it was nothing more than a minor subplot to a matchup of two Top 25 teams.

Jones has been superb this season and was dominant in the tournament opener against Oklahoma, getting 29 points, 13 rebounds, four blocked shots and three assists.

The 6-foot-8 phenom was a little extra amped at the start, missing one shot after another while seeming to try too hard to make something happen. He finished 4 for 13 from the floor, but made up for it with hard work and staying aggressive.

Kentucky (4-0)	FG	3FG	FT	R	F	Pts	A	T	B	S	M
03 Jones	f 4-13	0-2	8-14	17	4	16	2	2	4	1	36
55 Harrellson	f 4-6	1-2	0-0	14	1	9	1	2	2	1	34
01 Miller	g 2-5	1-2	3-4	3	4	8	1	1	1	1	24
12 Knight	g 10-17	1-6	3-6	4	4	24	0	8	0	1	28
34 Liggins	g 2-7	0-0	3-6	4	3	7	2	1	1	3	26
02 Poole	0-2	0-1	0-0	0	1	0	0	0	0	0	8
04 Hood	0-3	0-2	0-0	1	0	0	0	0	0	1	9
05 Polson	0-0	0-0	0-0	0	0	0	0	0	0	0	1
20 Lamb	2-10	0-2	2-2	1	4	6	1	1	1	0	28
30 Vargas	1-1	0-0	2-2	1	1	4	0	0	0	0	6
TEAM	4										
Totals.....	25-64	3-17	21-34	49	22	74	7	15	9	8	200

Washington (3-1)	FG	3FG	FT	R	F	Pts	A	T	B	S	M
11 B-Amaring	f 3-11	0-0	1-2	2	5	7	0	5	0	0	22
44 Gant	f 4-5	2-2	0-0	2	3	10	0	1	0	0	15
00 Gaddy	g 3-9	0-1	2-2	3	1	8	4	2	0	3	28
02 Thomas	g 4-14	0-4	5-10	2	1	13	1	2	0	1	29
22 Holiday	g 4-7	0-1	3-4	7	1	11	2	1	2	2	33
01 Overton	3-7	0-1	2-2	3	5	8	1	1	0	2	21
05 N'diaye	2-4	0-0	1-2	10	2	5	0	0	5	0	24
15 Suggs	0-2	0-2	0-0	0	3	0	0	0	0	0	6
23 Wilcox	1-5	1-2	0-0	1	1	3	0	2	0	0	12
31 Ross	1-1	0-0	0-0	2	1	2	1	0	0	0	10
TEAM	7										
Totals.....	25-65	3-13	14-22	39	23	67	9	14	7	8	200

	1st	2nd	Tot	FG%	3FG%	FT%	Paint	P-T	2nd	Bnch
Kentucky	34	40	74	39.1	17.6	61.8	38	15	18	10
Washington	35	32	67	38.5	23.1	63.6	36	20	15	18

Officials: Ed Corbett, Bob Donato, Sean Hull
 Technicals: UW-Overton 1

5

Lahaina Civic Center (2,400)
 Maui, Hawaii • Nov. 23, 2010

UConn

84

Kentucky

67

No. 8/9

LAHAINA, Hawaii -- Finishing off a dominating tournament, Kemba Walker scored 29 points and Connecticut beat a Top 10 team for the second straight day, knocking off No. 8 Kentucky with an 84-67 rout to win the Maui Tournament on Wednesday night.

Connecticut (5-0) won its first Maui title on a buzzer beater, over Arizona in 2005. The Huskies simply beat up Kentucky for their second.

After wearing down second-ranked Michigan State in the semifinals, UConn steamrolled the Wildcats in the title game, dominating during a massive first-half run and squashing any hope of a comeback.

Alex Oriakhi had 18 points and 11 rebounds, and the Huskies shot 57 percent against one of the nation's best teams to leave Hawaii with a much clearer picture of who they are.

Kentucky (4-1), despite all those young stars-in-waiting, didn't have an answer when UConn started pouring it on during its big first half run. Instead of making a comeback in the second half, the Wildcats fell father behind, their inexperience overcoming their talent for once.

Freshman phenom Terrence Jones got off to a great start, spent a good chunk of the first half on the bench with two fouls and finished with 24 points. Darius Miller added 15 points.

Walker, the tournament MVP almost toyed with the young Wildcats, flipping in runners, 3-pointers and layups to score 90 points in 3 games, 3 short of the record set by Chamaine's George Gilmore in 1991.

And when the Wildcats tried to roar back to start the second half, Walker gave them a shhh! scoring on an acrobatic left-hander in the lane, smiling at the crowd as he ran back after a 3-pointer.

After a so-so 2009 run, the prestigious island tournament regained its mojo this year with great teams and well-played games that had fans enjoying the inside of Lahaina Civic Center as much as those majestic views of crystal blue waters and majestic neighboring islands outside.

Except for a few of the loser's bracket games, the high school-sized gym was packed to the rafters with rowdy fans who made it feel like a March tournament, not pre-Tournament signing.

Jones delivered the first big blow, flying in for a slam over two UConn defenders. Oriakhi answered seconds later, soaring in for a two-handed alley-oop.

Jones, after scoring Kentucky's first 10 points, had to spend the final 9:01 of the half on the bench with two fouls, Calipari afraid to put him back in. Three other players had two fouls and had limited playing time.

Stubbornly challenging UConn's size inside, Kentucky played too much 1-on-1 instead of kicking out to shooters and kept coming away empty, hitting just nine of 30 shots in the first half.

Hitting 3s, scoring in transition, powering inside - the Huskies seemed to do what they wanted whenever they wanted, going on 21-2 run to close the first half against a supposedly-better team.

Walker had 10 of his 17 points during the big run, capping it by unselfishly giving up a 3-pointer for a wide-open layup by Jamal Coombs-McDaniel. The rest of the Huskies weren't bad, either, combining to hit 18 of 30 shots to lead 50-29.

UConn (5-0)	FG	3FG	FT	R	F	Pts	A	T	B	S	M
05 Giffey	f 5-6	2-3	2-2	3	3	14	1	4	0	0	33
34 Oriakhi	f 7-10	0-0	4-6	11	1	18	0	1	3	2	37
35 Okwando	c 0-1	0-0	0-0	0	2	0	1	0	0	0	11
03 Lamb	g 1-2	0-0	0-0	4	1	2	2	1	0	0	12
15 Walker	g 10-17	3-4	6-6	2	1	29	6	2	0	2	38
02 Beverly	0-1	0-0	0-0	3	0	0	0	2	0	0	9
04 C-McDaniel	4-7	1-2	0-0	3	2	9	1	0	0	0	21
10 Olander	0-1	0-0	0-0	0	3	0	0	0	1	0	7
13 Napier	3-7	1-3	5-5	1	0	12	4	2	0	2	21
22 Smith	0-0	0-0	0-0	2	3	0	1	0	1	0	11
TEAM	3										
Totals.....	30-52	7-12	17-19	32	16	84	16	12	5	6	200

Kentucky (4-1)	FG	3FG	FT	R	F	Pts	A	T	B	S	M
03 Jones	f 6-11	4-4	8-9	4	4	24	1	0	2	2	27
55 Harrellson	f 0-1	0-0	0-0	6	2	0	0	0	2	1	25
01 Miller	g 6-14	2-5	1-3	4	3	15	2	0	0	0	29
12 Knight	g 3-15	0-8	0-1	2	3	6	5	5	0	1	38
34 Liggins	g 3-10	0-2	2-3	3	2	8	1	4	0	1	38
02 Poole	0-0	0-0	0-0	0	0	0	0	0	0	0	0
04 Hood	1-2	1-1	0-0	3	0	3	0	0	0	0	10
20 Lamb	2-5	1-2	0-0	0	3	5	0	2	0	0	14
30 Vargas	1-2	0-0	4-4	6	1	6	0	0	2	1	19
TEAM	1										
Totals.....	22-60	8-22	15-20	29	18	67	9	11	6	6	200

	1st	2nd	Tot	FG%	3FG%	FT%	Paint	P-T	2nd	Bnch
UConn	50	34	84	57.7	58.3	89.5	42	14	5	21

Kentucky 29 38 67 36.7 36.4 75.0 24 14 18 14

Officials: Bob Donato, Ed Hightower, Chris Rastetter

Technical: None

6	Rupp Arena (21,684)	57
	Lexington, Ky. • Nov. 30, 2010	
Boston	No. 10/11	91

LEXINGTON, Ky. -- The Kentucky players wore black socks on Tuesday night against Boston University in honor of the mother of coach John Calipari. Donna Calipari passed away on Sunday following a lengthy battle with cancer.

The 10th-ranked Wildcats made an even bigger statement with their play, dominating the second half of a 91-57 win by playing the kind of selfless, aggressive basketball Calipari said was lacking in a loss to Connecticut last week in the Maui Invitational.

Talking on defense at one end of the court and sharing the ball at the other, Kentucky (5-1) swarmed the overwhelmed Terriers (4-4) with arguably their best 20 minutes of the season.

Kentucky led by just seven points at halftime and could hear the Terriers whooping it up in the locker room at the break, eager to send the Wildcats on their first losing streak of Calipari's tenure.

Boston U's optimism lasted only a few moments into the second half. Terrence Jones and Brandon Knight kick-started an 18-3 run that quieted the Terriers and brought a sleepy Rupp Arena to life.

It's been a difficult six months for Calipari. He went public with his mother's illness over the summer and has made frequent trips to visit her in North Carolina while somehow not missing any Kentucky practices.

He flew from Lexington to Charlotte on Sunday after hearing of her passing but was back at practice Monday afternoon and on the sidelines Tuesday night. While the players wore black socks, Calipari and his staff donned black suits while some fans - particularly in the student section - sported black T-shirts.

Calipari thanked everyone for their support before the game via his Twitter and Facebook accounts, saying he was sure his mother was watching from "the luxury boxes with a whole crew of UK luminaries cheering right along with her."

His players say they haven't noticed a change in Calipari's demeanor, but they knew he was hurting. The last thing they wanted him worrying about was their play.

The game-turning run started slowly with two free throws by Jones before the Wildcats really heated up. Doron Lamb hit a runner in the lane, De-Andre Liggins knocked down a 3-pointer and Knight followed with a pullup jumper following a steal by Lamb.

Knight drilled a 3-pointer on Kentucky's next trip before a layup by Jones and a 3-pointer by Darius Miller mushroomed the lead to 57-36. Chambers then received a technical foul and Jones hit a free throw, but the Wildcats were just getting started.

Josh Harrellson tipped in a miss by Jones then added a layup off a nifty no-look pass from Jones. Miller and Lamb added 3-pointers - Kentucky made 10 of 16 3-pointers on the night - and by the time Miller converted an alley-oop the Wildcats were up 70-40 and could start thinking about a showdown at North Carolina on Saturday.

Boston (4-4)	FG	3FG	FT	R	F	Pts	A	T	B	S	M
21 O'Brien	f	2-10	1-5	3-4	4	4	8	1	1	0	1
25 Hazel	f	1-2	0-0	0-0	4	3	2	0	1	0	0
01 Partin	g	4-14	1-5	2-3	3	1	11	1	0	0	0
13 Irving	g	0-3	0-0	0-0	2	3	0	1	3	0	0
23 Holland	g	6-19	3-7	5-5	7	0	20	2	2	0	2
02 Griffin		4-9	3-4	2-2	1	2	13	3	4	0	0
05 Terry		0-1	0-0	0-0	0	0	0	0	1	0	0
15 Morris		1-4	0-0	1-1	4	1	3	0	0	0	0
24 Robinson		0-1	0-1	0-2	1	2	0	0	1	0	0
43 Kurz		0-0	0-0	0-0	0	0	0	0	0	0	0

TEAM	5					1					
Totals.....	18-63	8-22	13-17	31	16	57	18	4	0	3	20

Kentucky (5-1)	FG	3FG	FT	R	F	Pts	A	T	B	S	M
03 Jones	f	7-12	1-3	3-5	10	1	18	2	3	1	1
55 Harrellson	f	6-7	0-0	0-0	11	3	12	0	1	1	0
01 Miller	g	3-3	2-2	0-0	2	4	8	3	2	2	1
12 Knight	g	8-12	4-6	3-3	6	2	23	6	4	1	1
34 Liggins	g	2-6	1-1	4-6	4	1	9	4	0	3	1
02 Poole		0-0	0-0	0-0	0	1	0	1	1	0	0
04 Hood		1-2	0-0	0-0	0	1	2	0	0	0	0
05 Polson		0-1	0-0	2-2	0	2	0	0	0	0	0
20 Lamb		5-9	2-4	1-2	2	1	13	5	2	0	1
30 Vargas		0-2	0-0	4-6	4	1	4	0	0	2	0
TEAM	2										
Totals.....	32-54	10-16	17-24	41	15	91	21	13	10	5	20

	1st	2nd	Tot	FG%	3FG%	FT%	Paint	P-T	2nd Bnch
Boston	33	24	57	.286	.364	.765	14	14	10
Kentucky	40	51	91	.625	.625	.708	30	15	15

Officials: Doug Simons, Pat Adams, Brian Shey
Technical: Boston-TEAM

7	Smith Center (20,695)	73
	Chapel Hill, N.C. • Dec. 4, 2010	
Kentucky	No. 10/11	73
North Carolina		75

CHAPEL HILL, N.C. -- Tyler Zeller scored a career-high 27 points and hit the go-ahead free throws with 47 seconds left, helping North Carolina edge No. 10 Kentucky 75-73 on Saturday.

Zeller scored 12 of the final 16 points for the Tar Heels (5-3), who earned a needed victory against a big-name opponent after struggling the first month of the season.

John Henson added 13 points and 12 rebounds, giving UNC its sixth win in the past seven games against the Wildcats (5-2).

Freshman Doron Lamb had a season-high 24 points for Kentucky, though he missed a desperation running heave for the win a few steps within halfcourt as time expired.

Zeller ended up as the steady hand for the Tar Heels in a game that featured five lead changes in the final 3 minutes. Zeller hit all of his six free throws in the final 90 seconds, while Larry Drew II came up with a pair of critical free throws with 20.9 seconds left.

Zeller, a 7-foot junior, also had 11 rebounds and five blocks while finishing 11 for 12 at the line. He was a big part of the Tar Heels' dominance in the paint, where they outscored the Wildcats 34-14 and hounded Terrence Jones into a miserable game.

Jones came in leading Kentucky at nearly 21 points and 10 rebounds per game, but the 6-8 freshman struggled with the long-armed Henson shadowing him most of the afternoon. Jones finished with nine points and six rebounds on 3-for-17 shooting - including 0 for 7 after halftime - before fouling out with 3:04 left.

It came down to a frantic final sequence, with neither team having a timeout left and the Tar Heels protecting a 74-73 lead with 5.6 seconds remaining.

Tar Heels sophomore Dexter Strickland made the first free throw but missed the second, and Darius Miller grabbed the rebound in traffic. He fired an outlet pass to reserve Jarrod Polson, who quickly sent the ball to Lamb for the final heave that missed everything and set off a loud roar from a relieved home crowd.

Neither team shot the ball well after halftime, but the Tar Heels repeatedly got to the foul line to offset their shooting troubles. In fact, UNC shot 41 percent for the game and 1 for 11 from 3-point range, but went 26 for 37 at the line compared to 16 of 21 for Kentucky.

Kentucky shot just 9 for 30 (30 percent) in the second half.

The Wildcats led 57-51 midway through the second half, the biggest lead for either team after the break, but the Tar Heels climbed back to set up the

back-and-forth final minutes.

Zeller hit two free throws for a 68-67 lead with 1:21 lead only to see Josh Harrelson answer with a stickback over Harrison Barnes with 52.8 seconds.

Harrelson fouled Zeller while reaching over his shoulder from behind to deny an entry pass moments later, and Zeller calmly knocked down the go-ahead free throws to make it 70-69. Drew added two more to make it a three-point margin and keep the Wildcats playing from behind.

Kentucky (5-2)	FG	3FG	FT	R	F	Pts	A	T	B	S	M
03 Jones	f	3-17	0-3	3-6	6	5	9	0	1	1	28
55 Harrelson	f	2-2	0-0	0-0	7	5	4	1	1	0	21
01 Miller	g	4-8	3-5	2-2	7	3	13	0	2	1	30
12 Knight	g	5-12	3-7	2-3	2	5	15	4	6	0	36
34 Liggins	g	3-9	0-2	2-2	6	3	8	4	0	1	27
04 Hood	0-0	0-0	0-0	0	0	0	0	0	0	0	2
05 Polson	0-0	0-0	0-0	0	0	0	0	0	0	0	1
20 Lamb	7-12	3-4	7-8	2	0	24	3	0	0	1	32
30 Vargas	0-2	0-0	0-0	2	5	0	0	1	0	0	9
TEAM											5
Totals.....	24-62	9-21	16-21	37	26	73	12	11	3	8	200

UNC (5-3)	FG	3FG	FT	R	F	Pts	A	T	B	S	M
31 Henson	f	5-10	0-0	3-7	12	2	13	2	2	3	31
40 Barnes	f	4-10	1-3	3-4	4	2	12	1	3	0	1 25
44 Zeller	f	8-13	0-0	11-12	11	4	27	0	0	5	0 30
01 Strickland	g	2-6	0-0	2-4	4	3	6	1	0	0	0 29
11 Drew II	g	2-7	0-2	3-3	3	2	7	4	2	0	1 30
02 McDonald	1-4	0-3	1-2	0	2	3	0	0	0	0	12
05 Marshall	0-1	0-0	0-0	0	2	0	3	0	0	0	10
24 Watts	1-1	0-0	2-3	2	0	4	2	0	1	0	8
25 Knox	1-1	0-0	0-0	1	1	2	0	2	0	0	9
35 Bullock	0-5	0-3	1-2	3	2	1	0	0	0	1	16
TEAM											3
Totals.....	24-58	1-11	26-37	43	20	75	13	12	9	4	200

Kentucky	1st	2nd	Tot	FG%	3FG%	FT%	Paint	P-TO	2nd Bnch
Kentucky	42	31	73	.387	.429	.762	14	17	5 24
UNC	40	35	75	.414	.091	.703	34	14	11 10

Officials: Roger Ayers, Mike Eades, Jamie Luckie
 Technicals: None

8

Freedom Hall (17,404)
Louisville, Ky. • Dec. 8, 2010

Notre Dame No. 23/23 **58**

Kentucky No. 17/16 **72**

LOUISVILLE, Ky. -- Terrence Jones didn't sleep through this one.

A game after Kentucky coach John Calipari chastised his talented freshman forward for taking a midmorning nap before playing miserably in a loss at North Carolina, Jones erupted for 27 points as the 17th-ranked Wildcats pulled away from Notre Dame 72-58 on Wednesday night in the SEC/Big East Inevitational.

Jones added 17 rebounds and several clutch free throws in the closing minutes. Brandon Knight added 20 points for the Wildcats (6-2), who avoided Calipari's first losing streak on the bench since 2005 by shutting down the Fighting Irish (8-1) in the second half.

Notre Dame shot just 20 percent (6 of 30) in the second half and had no answer for Jones, who took the loss to the Tar Heels personally. He slugged through a miserable 3-of-17 performance, a showing Calipari blamed on poor preparation and an ill-timed snooze that Calipari said had Jones sleepwalking against the Tar Heels.

Jones was wide awake against the Irish, showcasing a variety of skills. He hit two 3-pointers, added three assists and two blocks in 38 minutes.

Ben Hansbrough led the Irish with 21 points but scored just two in the second half as Kentucky's defense clamped down. Notre Dame went without a field goal for over 12 minutes spanning the first and second half, allowing Kentucky to turn an 11-point deficit into a seven-point lead it would never give up.

The trio of Jones, Josh Harrelson and Eloy Vargas managed to stay on the court against the Irish, helping the Wildcats control the glass. Kentucky outrebounded Notre Dame 42-34 and showed some grit it lacked at times against the Tar Heels.

Notre Dame, which rode the hot hand of Hansbrough to the lead, struggled when the game grew more physical in the second half. Even when the whistle blew, the Irish couldn't find their stroke. Notre Dame missed 5 of 6 free throws over the final 3:48 and couldn't contain Jones.

The venue was technically a neutral site, but it hardly seemed like it, and it wasn't just the highly partisan Kentucky crowd that made the short hour drive from Lexington for the game.

The Kentucky State Fair Board purchased a University of Kentucky court in hopes of getting the Wildcats to play at Freedom Hall more than once a year. The baselines and sidelines were a familiar shade of blue, though the massive 'UK' logo at center court was covered up by a larger one promoting the event.

The raucous atmosphere didn't affect the senior-laden Irish, at least not early.

The Wildcats, however, responded behind the play of Jones. He gave Kentucky a much-needed jolt with a stepthrough two-handed dunk that sparked a late 13-2 run as Kentucky tied it at 40 at halftime.

Notre Dame (7-1)	FG	3FG	FT	R	F	Pts	A	T	B	S	M
01 Nash	f	3-7	0-0	2-4	2	2	8	1	4	0	1 25
21 Abromatis	f	1-7	0-4	2-2	8	1	4	2	1	0	0 31
34 Scott	f	4-11	0-4	2-3	8	3	10	1	0	2	0 31
14 Martin	g	3-8	1-4	0-0	5	4	7	1	0	0	0 27
23 Hansbrough	g	7-15	5-9	2-3	0	4	21	2	3	0	1 38
00 Atkins	0-4	0-2	4-6	5	2	4	4	1	0	0	1 30
32 Brooks	0-0	0-0	0-0	0	0	0	0	0	0	0	4
45 Cooley	2-3	0-0	0-2	5	3	4	2	1	0	0	13
TEAM											1
Totals.....	20-55	6-23	12-20	34	19	58	13	10	3	2	200

Kentucky (6-2)	FG	3FG	FT	R	F	Pts	A	T	B	S	M
03 Jones	f	9-18	2-5	7-10	17	0	27	3	1	2	1 38
55 Harrelson	f	0-2	0-0	0-0	9	2	0	0	1	0	1 20
01 Miller	g	1-5	1-2	4-6	5	3	7	2	2	0	0 37
12 Knight	g	7-17	2-6	4-4	4	4	20	5	2	0	1 39
34 Liggins	g	2-4	2-4	0-0	1	2	6	0	3	0	0 26
02 Poole	1-1	1-1	0-0	1	0	3	0	0	0	0	2
04 Hood	1-2	1-1	0-0	0	2	3	0	0	0	0	4
20 Lamb	2-8	0-5	2-2	2	3	6	1	0	0	0	25
30 Vargas	0-0	0-0	0-0	1	0	0	0	0	0	1	9
TEAM											2
Totals.....	23-57	9-24	17-22	42	16	72	11	9	2	4	200

Notre Dame	1st	2nd	Tot	FG%	3FG%	FT%	Paint	P-TO	2nd Bnch
Notre Dame	40	18	58	.364	.261	.600	18	9	7 8
Kentucky	40	32	72	.404	.375	.773	18	11	10 12

Officials: John Cahill, Tony Greene, Jamie Luckie
 Technicals: None

9

Rupp Arena (24,337)
Lexington, Ky. • Dec. 11, 2010

Indiana **62**

Kentucky No. 17/16 **81**

LEXINGTON, Ky. -- DeAndre Liggins scored a career-high 19 points, Brandon Knight added 18 points and six rebounds and No. 17 Kentucky bulldied its way past Indiana, 81-62, on Saturday.

Josh Harrelson added 14 points and 12 rebounds for the Wildcats (7-2), who continued their dominance in the once-heated rivalry by shutting down the Hoosiers in the second half.

Indiana (7-2) managed just one field goal in the final 9 minutes as Kentucky closed with a 25-5 burst after the Hoosiers had taken a 57-56 lead.

Christian Watford led Indiana with 19 points and nine rebounds but the Hoosiers fell to their border rivals for the 14th time in the last 17 meetings.

Indiana made the Wildcats work for it in a rugged game that featured 47 fouls, a number of which sent bodies tumbling to the ground.

The Hoosiers game plan was simple: try to outmuscle the quicker, more inexperienced Wildcats. It worked for awhile. Kentucky freshman Terrence Jones couldn't stay out of foul trouble and neither could Knight.

Both players sat for long stretches in the first half, and Jones never got on track. He finished with 10 points and eight rebounds on 3-of-11 shooting and was hardly the dominant force he was in a win over No. 23 Notre Dame on Wednesday.

Yet Kentucky survived, however, behind the spirited play of Harrellson and Liggins. The holdovers from the Billy Gillispie era have developed into solid role players under John Calipari, and both made the "winning plays" the coach covets.

Indiana looked to have a chance to win in Lexington for the first time since 1989 when Watford drilled a 3-pointer to give the Hoosiers a 57-56 lead with 9:42 to go.

Liggins put Kentucky back in front with a 3-pointer two possessions later then, after two free throws by Knight, converted a difficult lay-up in traffic while drawing the foul. He hit the extra shot to put Kentucky up 64-57 and the Wildcats slowly began pulling away as the Hoosiers unraveled.

Jones hit two free throws, Harrellson put back a miss and by the time Knight drilled a 3-pointer from the corner the Wildcats led 71-60 with 2:52 remaining.

It was more than enough to hold off Indiana. The Hoosiers' only basket over the final minutes came on a layup by Jeremiah Rivers with 38 seconds remaining.

Kentucky's win was its third straight in the series. All of the wins have come by at least 17 points.

The Wildcats shot just 36 percent from the floor but overcame it by dominating the paint and making free throws. Kentucky outrebounded Indiana 45-33 and made 31-of-44 at the foul line.

Indiana (7-2)	FG	3FG	FT	R	F	Pts	A	T	B	S	M
02 Watford	f	6-19	2-5	5-5	9	3	19	0	2	0	34
32 Elston	f	2-5	0-0	0-1	3	4	4	0	0	1	0
01 Hulls	g	4-6	1-2	1-2	2	5	10	3	1	0	27
03 Creek	g	2-8	1-7	0-0	2	4	5	0	2	0	23
05 Rivers	g	2-5	0-1	3-4	5	3	7	1	1	1	30
04 Oladipo		4-6	0-0	2-2	4	4	10	0	5	0	23
10 Sheehy		1-1	0-0	0-0	0	1	2	0	1	0	0
12 Jones		2-3	0-0	1-2	2	0	5	1	0	0	18
23 Capobianco		0-0	0-0	0-0	0	1	0	1	0	0	4
25 Pritchard		0-0	0-0	0-0	5	4	0	2	1	3	0
30 Roth		0-1	0-1	0-0	0	2	0	0	0	0	2
TEAM					1						
Totals.....	23-54	4-16	12-16	33	31	62	12	14	5	3	200

Kentucky (7-2)	FG	3FG	FT	R	F	Pts	A	T	B	S	M
03 Jones	f	3-11	0-2	4-7	8	3	10	1	3	2	3
55 Harrellson	f	5-9	0-0	4-4	12	1	14	0	0	2	0
01 Miller	g	3-8	1-2	2-2	2	5	9	2	1	0	25
12 Knight	g	3-8	2-6	10-10	6	3	18	4	1	0	29
34 Liggins	g	5-14	1-2	8-16	9	2	19	1	0	0	37
02 Poole		0-3	0-1	0-0	1	0	0	0	0	0	7
04 Hood		0-0	0-0	0-0	0	0	0	0	0	0	2
05 Polson		0-0	0-0	0-0	0	0	0	0	0	0	1
20 Lamb		3-8	2-4	1-1	2	3	9	1	1	0	2
30 Vargas		0-0	0-0	2-4	3	0	2	0	0	1	10
TEAM					2						
Totals.....	22-61	6-17	31-44	45	17	81	9	6	5	8	200

	1st	2nd	Tot	FG%	3FG%	FT%	Paint	P-T	2nd	Bnch
Indiana	31	31	62	42.6	25.0	75.0	28	6	4	17
Kentucky	32	49	81	36.1	35.3	70.5	30	12	21	11

Officials: Tom Eades, Antinio Petty, Mark Whitehead
 Technicals: None

10

Rupp Arena (23,341)
 Lexington, Ky. • Dec. 18, 2010

Miss. Valley State 60
Kentucky No. 17/16 85

LEXINGTON, Ky. -- Terrence Jones scored 15 of his 19 points and Doron Lamb and DeAndre Liggins scored 16 points each as Kentucky shock off a sleepy opening 10 minutes to post its fifth win by at least 20 points this season.

The Wildcats held the Delta Devils (1-9) to 33 percent shooting, forced 23 turnovers and were hardly challenged over the final 30 minutes.

Kentucky used a 24-4 run to close the first half to take control, highlighted by Brandon Knight's halfcourt heave at the buzzer to give the Wildcats a 44-24 lead at the break.

D'Angelo Jackson led the Delta Devils with 17 points. Mississippi Valley coach Sean Woods, a member of "the Unforgettables" while playing at Kentucky under Rick Pitino in the early 1990s, received a warm welcome from the Rupp Arena faithful.

Woods wished he'd been able to schedule his homecoming earlier in the year. The youthful Wildcats are starting to play together following a difficult opening month that included games against Connecticut, North Carolina and Notre Dame.

The Wildcats spent the last week splitting time between final exams and practice. The rustiness showed early, as Mississippi Valley hung around for the first 10 minutes behind some fearless shooting and somewhat disinterested Kentucky defense.

The Delta Devils tied the game at 20 on a little hook shot by Jason Holmes and appeared to have momentum with Jones on the bench in foul trouble.

The Wildcats rode the hot hand of Lamb, who came off the bench to score on a variety of jumpers. He's embraced his role as sixth man, knowing it's his job to give the Wildcats a boost.

Kentucky honored former coach Joe B. Hall during halftime. Hall lead the Wildcats to the 1978 national title before retiring following the 1985 season.

Dozens of former players, including Kenny Walker, Sam Bowie and Jack Givens, gathered at midcourt to pay tribute to Hall, who remains a fixture at Rupp Arena and co-hosts a popular sports talk show with former Louisville coach Dennis Crum.

Hall is among the semifinalists for the 2011 class of the Basketball Hall of Fame, an honor Hall's players believe he deserves.

Calipari received his first technical for apparently stepping out of the coaching box while arguing a foul call on center Eloy Vargas with 6:44 to play. Moments later, he was walking off to a standing ovation after earning a second technical for continuing to plead his case.

The exchange gave the Wildcats a quick burst of energy and they quickly finished off the Delta Devils with assistant John Robic working in place of Calipari.

It was the second ejection of Calipari's career. The first came while he coached Massachusetts in 1996. The Minutemen were 26-0 at the time when they were upset by George Washington.

MVSU (1-9)	FG	3FG	FT	R	F	Pts	A	T	B	S	M
22 Smith	f	2-2	0-0	0-0	2	4	4	1	1	0	13
23 Jones	f	2-8	1-2	1-2	6	4	6	1	1	1	0
42 Holmes	f	5-11	0-0	0-0	6	2	10	0	3	1	0
11 Jackson	g	5-14	3-8	4-4	1	3	17	2	2	0	31
25 Burwell	g	3-8	3-6	1-2	3	2	10	4	6	0	30
03 Joyner		1-8	0-4	0-0	4	3	2	0	4	0	1
10 Lamb		0-1	0-0	0-0	1	0	0	0	0	0	4
12 Studivant		0-0	0-0	0-0	1	0	0	0	1	0	0
21 Cox		0-2	0-0	0-0	1	0	0	0	1	0	0
30 Holmes		1-3	1-2	0-0	2	2	3	0	0	0	10
32 Crosby		3-10	0-1	2-2	10	3	8	6	4	1	0
TEAM					4						
Totals.....	22-67	8-23	8-10	41	23	60	14	23	3	5	200

Kentucky (8-2)	FG	3FG	FT	R	F Pts	A TO	B	S	M
03 Jones	f 5-10	0-1	9-12	8	3 19	0 2	2	1	23
55 Harrellson	f 2-4	0-0	0-0	12	0 4	0 3	2	2	24
01 Miller	g 4-7	1-2	5-5	3	1 14	5 2	3	2	30
12 Knight	g 5-13	2-6	2-4	1	2 14	4 2	2	1	37
34 Liggins	g 6-11	2-5	2-4	5	1 16	0 1	0	1	38
04 Hood	0-0	0-0	0-0	0	0 0	0 0	0	0	2
20 Lamb	4-12	2-4	6-7	2	1 16	2 1	0	0	36
30 Vargas	1-2	0-0	0-0	6	2 2	0 0	1	0	10
TEAM									
Totals.....	27-59	7-18	24-32	37	10 85	11 12	11	12	7 200

	1st	2nd	Tot	FG%	3FG%	FT%	Paint	P-TO	2nd Bnch
MVSU	24	36	60	.328	.348	.800	22	17	10 13
Kentucky	44	41	85	.458	.389	.750	36	28	7 18

Officials: Mike Stuart, Bruce Benedict, John Healy

Technical: Kentucky-Team 2

11

Winthrop

Kentucky No. 13/14

Rupp Arena (22,698)

Lexington, Ky. • Dec. 22, 2010

52

89

LEXINGTON, Ky. -- The last time Doron Lamb couldn't crack the starting lineup, the Kentucky freshman guard was in eighth grade.

The next season, he led his team in scoring, a "take that" he still relishes to this day.

Five years later, Lamb again finds himself on the bench during the opening tip. This time, however, he's not complaining.

When he gets on the floor, his role is to provide some scoring punch to Kentucky's thin second unit. On Wednesday against Winthrop, he did it better than any freshman in school history, pouring in a record 32 points in an 89-52 victory.

Lamb went 11 of 12 from the field, making 7 of 8 3-pointers to break the freshman record of 31 points set by Jamal Mashburn on Feb. 3, 1991, against Georgia. Lamb set the record on a nifty layup that put the Wildcats up 28 with 6:38 remaining before walking off to a standing ovation moments later.

Brandon Knight shook off a left knee contusion to finish with 21 points and five rebounds. Kentucky shot 52 percent to remain undefeated at Rupp Arena under Calipari. Kentucky made 12 of 22 3-pointers, including 10 of 14 in the first half to take a 19-point lead.

The Wildcats turned it over 11 times, including three times in the second half as the lead continued to balloon.

Lamb has blossomed in the role of sixth-man because of the freedom it provides him. His job is to put it up. The way he's playing, however, it may be difficult to keep him out of the starting lineup.

He can score in a variety of ways, though he didn't have to against the Eagles. He spent much of the afternoon standing wide open behind the 3-point line and was only too happy to knock them down. He made his first five and, when Winthrop stepped out to guard him, blew by his defender for a layup.

The rest of the Wildcats were nearly as hot. It took Kentucky less than 5 minutes to build a double-digit lead and had little trouble the rest of the way.

Lamb knocked down four 3-pointers in less than 4 minutes as Kentucky took a 29-11 lead. Knight, who received an ovation when he returned to the sidelines with only a contusion, led the cheers after the last one before sprinting over to the scorer's table to check back in.

Back on the floor, Knight's knee appeared to be plenty sound. He drew a foul while slicing through the lane shortly after returning to the floor and made both free throws.

The Wildcats eventually cooled off and Winthrop briefly got back in it, thanks to a 9-0 burst that brought the Eagles within 41-32.

No biggie. Lamb replaced Jones after a timeout and Kentucky scored the

last 10 points of the half, the final two on a lay-in by Lamb just before the buzzer that made it 51-32.

Winthrop (5-7)	FG	3FG	FT	R	F Pts	A TO	B	S	M
42 Corbin	f 5-14	0-0	0-0	7	2 10	2 2	0	0	30
05 Morgan	c 8-14	0-0	2-2	7	2 18	0 0	0	0	37
04 Middleton	g 6-16	1-5	0-3	7	2 13	2 2	0	2	28
21 Jones	g 0-4	0-1	0-0	1	4 0	3 2	2	0	22
23 Dreher	g 2-9	2-4	1-2	5	2 7	2 0	0	0	27
02 Gamble	0-3	0-2	0-0	1	2 0	1 1	0	0	17
03 Burton	0-2	0-1	0-0	0	0 0	0 0	0	0	5
11 King	1-1	0-0	1-2	1	1 3	0 1	0	0	6
15 Jerome	0-4	0-0	1-2	1	0 1	0 0	0	0	15
25 Francis	0-1	0-0	0-0	2	1 0	0 0	0	0	10
30 Scott	0-1	0-0	0-0	0	0 0	0 0	1	0	3
TEAM									
Totals.....	22-69	3-13	5-11	36	16 52	10 8	3	4	200

Kentucky (9-2)	FG	3FG	FT	R	F Pts	A TO	B	S	M
03 Jones	f 5-16	1-3	0-1	6	1 11	1 2	0	0	25
55 Harrellson	f 1-3	0-0	0-0	10	1 2	0 0	0	0	30
01 Miller	g 1-4	0-2	2-2	9	1 4	2 1	0	0	25
12 Knight	g 8-15	2-5	3-3	5	0 21	2 4	0	0	33
34 Liggins	g 2-3	2-3	3-3	3	1 9	9 2	0	1	30
02 Poole	0-0	0-0	0-0	2	0 0	0 0	0	0	3
04 Hood	0-2	0-1	0-0	1	1 0	1 0	0	0	9
05 Polson	1-1	0-0	0-0	0	0 2	0 0	0	0	3
20 Doron Lamb	11-12	7-8	3-3	1	2 32	2 1	0	0	29
30 Eloy Vargas	4-7	0-0	0-1	3	1 8	0 1	3	1	13
TEAM									
Totals.....	33-63	12-22	11-13	43	8 89	17 11	5	3	200

	1st	2nd	Tot	FG%	3FG%	FT%	Paint	P-TO	2nd Bnch
Winthrop	32	20	52	.319	.231	.455	20	4	8 4
Kentucky	51	38	89	.524	.545	.846	36	11	5 42

Officials: Anthony Jordan, Patrick Evans, Brian Shey

Technical: None

12

Coppin State

Kentucky No. 11/2

Rupp Arena (24,329)

Lexington, Ky. • Dec. 28, 2010

61

91

LEXINGTON, Ky. -- Kentucky sure looks ready for Louisville. Terrence Jones scored 18 points, Brandon Knight added 17 points and eight assists and the 11th-ranked Wildcats rolled by Coppin State 91-61 Tuesday night in their final tuneup before a showdown with the rival Cardinals on New Year's Eve.

Kentucky (10-2) shot 57 percent from the field - including 74 percent in the second half - to overwhelm the Eagles.

Doron Lamb, fresh off a school freshman-record 32-point performance in a rout of Winthrop last week, scored 17 points and DeAndre Liggins added 10 points, eight rebounds and six assists for Kentucky.

Jordan Lee led Coppin State (4-6) with 11 points while Tony Gallo and Akeem Ellis added 10 points each but the Eagles couldn't keep up with the Wildcats, who played efficiently while gearing up for Friday's Battle of the Bluegrass.

UK dominated the undersized Eagles, outrebounding them 43-22 and outscoring them 46-26 in the paint. The Wildcats' outburst included 29 points by bench players, a welcome sign for a team looking for more depth before it starts Southeastern Conference play next week.

The Eagles played without scoring leader Michael Harper, who had the flu. Coppin State certainly could have used him, particularly early on as it tried to gain its footing against the Wildcats. The Eagles missed their first 11 shots before Lee hit a layup in traffic.

By then Coppin State trailed 15-4, though the Eagles did show enough signs of life to force Calipari to call a frustrated timeout following a brief spurt that brought the team within 20-11.

No biggie. DeAndre Liggins converted a difficult layup while drawing the foul before Lamb followed with a jumper from the corner. Jones dunked mo-

ments later, quickly followed by another basket by Lamb.

After Jones hit a nifty pullup just before the buzzer, the Wildcats led 40-19 at the break and could start turning their full attention toward Louisville.

Kentucky's lead grew to as much as 39 in the second half before Calipari went deep to his bench, looking for candidates to crack his typically tight six-man rotation.

He appeared to get a couple of volunteers. Jon Hood had seven points, including a rare one-handed dunk, during his extended playing time and reserve center Eloy Vargas had four points.

The Wildcats will likely need that depth against the Cardinals. The two rivals played one of the uglier games in the series' history last season, a foul-marred Kentucky win that featured plenty of venom on both sides.

UK's depth and talent eventually wore Louisville down. This year, the 22nd-ranked Cardinals are the deeper, if not more talented team.

Kentucky finished with 21 assists on 35 field goals and players continued to hustle on both ends of the floor even with the game's outcome decided.

Coppin State (4-6)	FG	3FG	FT	R	F	Pts	A TO	B	S	M	
23 Ellis	f	3-10	1-3	3-4	1	2	10	1	2	1	33
32 Williams	f	1-2	0-0	1-2	2	2	3	0	0	0	18
34 Doughty	f	1-4	0-0	0-0	3	1	2	0	1	0	11
12 Gallo	g	3-11	2-7	2-2	0	2	10	1	3	0	32
20 Lee	g	4-13	1-8	2-4	3	1	11	2	0	1	29
11 Goldsberry		2-10	0-2	1-1	4	3	5	6	3	0	20
15 Simpson		1-1	1-1	0-0	0	1	3	0	0	0	6
21 Murray		2-3	1-2	0-0	0	1	5	0	0	1	13
24 Johnson		2-3	1-1	0-0	1	0	5	0	0	0	9
50 Kucinskas		3-4	1-1	0-0	4	2	7	0	0	0	29
TEAM						4					
Totals.....	22-61	8-25	9-13	22	15	61	10	9	4	6	200

Kentucky (10-2)	FG	3FG	FT	R	F	Pts	A TO	B	S	M	
03 Jones	f	9-12	0-1	0-0	6	3	18	2	3	1	28
55 Harrellson	f	4-5	0-0	2-2	4	2	10	0	0	1	21
01 Miller	g	3-5	1-3	0-0	6	4	7	4	1	1	27
12 Knight	g	6-11	3-5	2-2	4	1	17	8	2	0	33
34 Liggins	g	4-8	1-4	1-1	8	2	10	6	2	0	27
02 Poole		0-0	0-0	1-2	2	0	1	0	0	0	6
04 Hood		2-7	1-4	2-2	1	0	7	0	0	1	14
05 Polson		0-1	0-0	0-0	1	0	0	0	0	0	3
20 Lamb		6-11	2-5	3-3	5	2	17	1	3	0	30
30 Vargas		1-1	0-0	2-4	1	1	4	0	0	3	11
TEAM						5					
Totals.....	35-61	8-22	13-16	43	15	91	21	12	7	2	200

	1st	2nd	Tot	FG%	3FG%	FT%	Paint	P-TO	2nd Bnch	
Coppin State	19	42	61	.361	.320	.692	26	10	9	25
Kentucky	40	51	91	.574	.364	.813	46	11	15	29

Officials: Tony Greene, Mark Whitehead, Steven Anderson
Technical: None

13

KFC Yum! Center (22,803)
Louisville, Ky. • Dec. 31, 2010

78

Kentucky No. 11/12

63

Louisville No. 22/20

LOUISVILLE, Ky. – Josh Harrellson scored a career-high 23 points and grabbed 14 rebounds on Friday as the 11th-ranked Wildcats beat No. 22 Louisville 78-63, a performance so complete it left his normally verbose coach virtually speechless.

While the Cardinals focused most of their frontcourt defense on freshman Terrence Jones, Harrellson had the game of his life. He made 10 of 12 field goals - including his second 3-pointer of the season - as UK controlled their instate rivals over the final 30 minutes.

He walked off the court in the final moments and received a hug from Calipari, a moment unfathomable in October as Harrellson found himself buried deep in his coach's doghouse.

He has admirably filled the void left by the NCAA's decision to rule freshman center Enes Kanter permanently ineligible, but his offensive explosion on New Year's Eve was never supposed to be part of the deal. Yet there he was throwing down dunks and knocking down jumpers and earning Louisville's respect in the process.

The Cardinals didn't do a great job stopping Brandon Knight either. The freshman scored 25 points and took command in the second half whenever the Cardinals started chipping away at an 18-point deficit.

Louisville (11-2) hit nine straight shots at one point while slicing the lead to 59-49, but whenever Kentucky appeared to be in even a hint of trouble, the ball would end up in the hands of Knight. He lacks predecessor John Wall's athleticism, but is developing into a better decision-maker.

He ran UK's dribble-drive with precision, pulling up for a 3-pointer (finishing 4 of 6 from beyond the arc) when the defense sagged off him or dishing it to a teammate after slicing through the lane.

Knight's intelligence helped the Wildcats make good decisions as they quickly relaxed following some jittery opening minutes. UK shot 51 pct. from the field, turned it over just 13 times and never lost its poise during the series' first game inside UofL's new downtown arena.

Preston Knowles led Louisville with 22 points and Smith added 15 points and six rebounds, but the undersized Cardinals - who played without leading rebounder Raakeem Buckles, who is out with a hand injury - couldn't match up with the stronger Wildcats.

Kentucky outrebounded Louisville 36-25 and held distinct advantages in points in the paint (36-26) and second-chance points (18-9).

Both sides pledged a more genteel approach this time after last year's ugly 71-62 Kentucky win, a game featuring 51 fouls, five technicals and a couple of wrestling matches.

Kentucky forward DeAndre Liggins swarmed the point guard, making it difficult for the Cardinals to get into any kind of offensive flow. If Louisville couldn't get a 3-pointer or a pick-and-roll, it stalled.

The Cardinals led by six points early and Kentucky appeared to be in trouble when sixth man Doron Lamb went to the bench with two fouls in the first half. Instead, the Wildcats picked up the pace.

UK outscored UofL 29-12 over the final 14:10 of the half to take a 35-24 lead. The Wildcats were on their way to their sixth straight win.

Kentucky (11-2)	FG	3FG	FT	R	F	Pts	A TO	B	S	M	
03 Jones	f	5-11	0-2	2-2	8	2	12	5	1	3	33
55 Harrellson	f	10-12	1-1	2-3	14	3	23	2	1	1	37
01 Miller	g	3-6	0-1	1-1	3	4	7	0	2	1	29
12 Knight	g	7-13	4-6	7-8	3	2	25	4	5	0	36
34 Liggins	g	1-7	0-4	0-0	4	2	2	2	4	2	39
04 Hood		0-0	0-0	0-0	0	0	0	0	0	0	1
20 Lamb		3-6	1-2	2-2	3	2	9	1	0	0	23
30 Vargas		0-2	0-0	0-0	0	0	0	0	0	0	2
TEAM						1					
Totals.....	29-57	6-16	14-16	36	15	78	14	13	7	6	200

Louisville (11-2)	FG	3FG	FT	R	F	Pts	A TO	B	S	M	
05 Smith	f	6-8	1-1	2-5	6	3	15	4	3	0	33
14 Kuric	f	3-7	1-4	0-0	3	4	7	2	2	0	37
10 Dieng	c	2-4	0-0	0-0	4	1	4	0	1	0	12
02 Knowles	g	8-16	6-10	0-0	2	2	22	3	3	0	47
03 Siva	g	2-9	0-3	2-3	2	4	6	4	3	0	23
15 Henderson		0-0	0-0	0-0	0	1	0	0	0	0	0+
22 Justice		0-0	0-0	0-0	1	0	0	0	0	0	3
23 Jennings		4-6	0-0	1-3	4	1	9	1	1	2	18
24 Smith		0-1	0-0	0-0	0	1	0	0	0	0	5
33 Marra		0-3	0-2	0-0	1	1	0	0	0	1	11
44 Van Treese		0-0	0-0	0-0	0	0	0	0	0	0	0
TEAM						2					
Totals.....	25-54	8-20	5-11	25	18	63	14	13	3	9	200

	1st	2nd	Tot	FG%	3FG%	FT%	Paint	P-TO	2nd Bnch	
Kentucky	35	43	78	.509	.375	.875	36	23	18	9
Louisville	24	39	63	.463	.400	.455	26	15	9	9

Officials: Jim Burr, Michael Stephens, Mike Stuart
Technical: None

14

Rupp Arena (21,681)
Lexington, Ky. • Jan. 3, 2011

Penn

Kentucky No. 10/11

62

86

LEXINGTON, Ky. -- Penn kept making shots. Kentucky coach John Calipari kept screaming, looking for somebody - anybody - willing to play defense.

Calipari found volunteers in the usual places, and soon enough everything was right again for the 10th-ranked Wildcats.

Buoyed by some stellar defending by DeAndre Liggins and some hot shooting by just about everybody, Kentucky roared past Penn 86-62 on Monday for its seventh straight win.

Penn (5-6) opened a 12-point lead behind torrid 3-point shooting from Tyler Bernardini and some uncharacteristically relaxed defense by Kentucky (12-2).

UK blew assignments, totally forgot about others and appeared to bill be enjoying their easy romp over rival Louisville on Dec. 31.

Calipari did his best to shake his team out of its funk, yanking players for even the smallest infractions in hopes of getting their attention.

It wasn't until he sent out Liggins to shut down Bernardini that the Wildcats took off. Bernardini finished with 22 points, but 16 of them came in the opening 15 minutes as Penn steadily built a lead. With the 6-foot-6 Liggins swarming him, the open looks Bernardini saw early in the game quickly disappeared.

Kentucky finished the half with a 14-1 run to take a 33-32 lead at the break. The Wildcats were just getting started, hitting 12 of their first 13 shots of the second half to bust it open.

Doron Lamb knocked down a pair of 3-pointers during a game-clinching 15-2 burst that gave the Wildcats a 66-45 lead with just over 10 minutes remaining.

Miles Cartwright added 16 for Penn but the Quakers couldn't keep up when Kentucky hit the key in the second half. The Wildcats went 18 of 22 (82 percent) in the second half, numbers that could have been even higher if not for a couple of misses in garbage time.

Yet it wasn't quite enough to please Calipari. Kentucky begins Southeastern Conference play on Saturday at Georgia and he knows his team can't afford to sleepwalk through an opening half the way it did against the Quakers.

While the Wildcats missed 3-pointers, turned the ball over and struggled to find any kind of rhythm offensively, the Quakers went off.

The Quakers built a 31-19 lead behind a steady stream of 3-pointers by Bernardini, who put together his highest scoring game in nearly two years.

Kentucky's athleticism eventually wore the Quakers down. During one sequence Lamb chased down a yardward pass in the corner then threw it to Harrellson at the top of the key. As Penn's defense scrambled to get back in position Harrellson flipped the ball to a wide-open Knight, who calmly splashed his fourth 3-pointer of the game and the Wildcats were well on their way to a seventh straight victory.

Penn (5-6)	FG	3FG	FT	R	F	Pts	A	TO	B	S	M	
24 Eggleston	f	3-7	1-2	0-0	4	2	7	4	3	1	1	37
44 Turley	f	0-4	0-0	0-0	1	2	0	1	2	0	0	16
00 Cartwright	g	5-9	3-3	3-4	1	2	16	3	1	0	0	28
01 Rosen	g	0-4	0-1	6-6	0	2	6	4	3	0	2	39
04 Bernardini	g	7-11	3-4	5-6	3	1	22	1	2	0	1	34
13 Loughery	1-2	0-0	0-0	1	1	2	0	0	0	0	4	
14 Dougherty	1-3	0-0	0-0	2	3	2	0	0	0	1	12	
21 Gunter	0-0	0-0	0-0	0	1	0	0	0	0	0	1	
22 Rennard	0-1	0-1	0-0	0	0	0	0	0	0	1	0+	
23 Howlett	2-7	0-0	0-0	3	2	4	0	0	0	0	10	
31 Gordon	0-0	0-0	0-0	0	0	0	0	0	0	0	1	
34 Belcore	1-1	1-1	0-0	0	1	3	1	1	0	1	18	
TEAM							2					
Totals.....		20-49	8-12	14-16	17	17	62	14	12	1	7	200

Kentucky (12-2)	FG	3FG	FT	R	F	Pts	A	TO	B	S	M	
03 Jones	f	3-6	0-0	4-6	8	3	10	2	2	1	1	25
55 Harrellson	f	5-7	0-0	2-2	11	0	12	2	1	6	0	30
01 Miller	g	5-7	1-1	0-0	7	0	11	6	3	2	2	30
12 Knight	g	8-12	4-7	2-2	2	2	22	4	0	0	1	33
34 Liggins	g	2-7	1-4	2-2	2	2	7	4	3	1	2	35
02 Poole	0-0	0-0	0-0	0	0	0	0	0	0	0	1	
04 Hood	1-1	0-0	0-0	1	1	2	0	0	0	0	2	
05 Polson	0-0	0-0	2-0	0	1	2	0	0	0	0	1	
20 Lamb	6-11	2-5	2-3	3	2	16	2	1	1	0	33	
30 Vargas	2-5	0-0	0-0	2	0	4	0	2	0	0	10	
TEAM							1					
Totals.....	32-56	8-17	14-17	37	10	86	20	12	11	6	200	

	1st	2nd	Tot	FG%	3FG%	FT%	Paint	P-TO	2nd Bch	
Penn	32	30	62	408	.667	.875	18	10	6	11
Kentucky	33	53	86	.571	.471	.824	38	21	14	24

Officials: Doug Shows, Bert Smith, Jamie Luckie
Technical: None

15

Stegeman Coliseum (10,523)
Athens, Ga. • Jan. 8, 2011

Kentucky No. 10/11

70

Georgia

77

ATHENS, Ga. -- Georgia finally has a signature win. Maybe now the rest of the country will take notice.

The up-and-coming Bulldogs claimed their biggest victory of Mark Fox's two-year coaching tenure, upsetting No. 10 Kentucky 77-70 on Saturday for their ninth straight win - the school's longest streak since its 1983 Final Four season.

"This is the type of game we needed to make a run for the NCAA tournament," said Trey Thompkins, who led Georgia with 25 points. "We feel we can play with anybody."

Young, talented Kentucky (12-3, 0-1) came in with a seven-game winning streak but struggled to make shots and had three players foul out in the closing minutes.

Thompkins hit a key one-handed shot from the baseline with 2:40 remaining. The ball appeared to come up short, but it crawled over the rim to give Georgia a 66-59 lead after it had squandered an 11-point halftime advantage.

From there, the Bulldogs clinched it at the line, hitting 11 of 12 free throws, and Kentucky kept missing from beyond the 3-point arc in a futile attempt to catch up.

These are the kind of games Georgia lost a year ago, when it didn't have quite enough depth to finish strong. The Bulldogs have got the hang of it now, winning for the 10th time by single digits.

Freshman Terrence Jones led Kentucky with 24 points, but the Wildcats shot only 38 percent from the field in putting up their second-lowest total of the season, nearly 10 points below their average.

The Wildcats couldn't cope with Georgia's physical style. There was plenty of banging and bumping, and the officials let 'em play.

Gerald Robinson added 17 points for the Bulldogs, Travis Leslie 15 and Dustin Ware 10.

Georgia started the game quickly, scoring the first seven points, and ended the opening half on a 13-4 run. The Bulldogs went to the locker room with a 41-30 lead that matched the biggest of the half.

Kentucky did have one promising stretch, wiping out Georgia's lead with an 11-0 spurt early in the second half. The Wildcats' only advantage, 56-55, came on Jones' three-point play with just over 10 minutes remaining.

But Ware responded with a 3-pointer that restored Georgia's lead. Doron Lamb scored 18 points for Kentucky before fouling out. DeAndre Liggins and Darius Miller also fouled out.

Georgia's strong start brought out the first sellout crowd of the season at Stegeman Coliseum, and unlike previous years the stands were not filled out with a hefty chunk of blue. Only a smattering of Kentucky fans were vis-

ible in the mostly red-clad crowd of 10,523. Many others roamed around outside the building in a futile search for tickets.

"It's a great win for our program," Fox said. "I'm proud of our team and really thank all the fans who came out. They were such an important part of this win."

Kentucky (12-3, 0-1)	FG	3FG	FT	R	F Pts	A TO	B	S	M		
01 Miller	* 2-11	1-3	2-2	4	5	7	3	1	1	0	32
03 Jones	* 9-18	2-5	4-4	10	4	24	0	2	0	0	23
12 Knight	* 5-11	0-3	0-1	5	1	10	3	1	0	0	40
34 Liggins	* 2-9	1-3	2-4	1	5	7	0	2	0	0	31
55 Harrellson	* 2-4	0-0	0-2	11	2	4	2	0	1	3	30
04 Hood	0-0	0-0	0-0	1	0	0	0	0	0	0	4
20 Lamb	7-18	2-6	2-3	2	5	18	1	2	0	2	36
30 Vargas	0-0	0-0	0-0	0	2	0	0	0	1	0	4
TEAM											3
Totals.....	27-71	6-20	10-16	37	24	70	9	8	3	5	200

Georgia (12-2, 1-0)	FG	3FG	FT	R	F Pts	A TO	B	S	M		
01 Leslie	* 5-10	0-0	5-6	8	0	15	4	1	1	0	33
03 Ware	* 3-7	2-4	2-2	4	2	10	2	2	0	1	34
22 Robinson	* 4-10	0-2	9-10	2	2	17	2	1	0	1	37
33 Thompkins	* 7-15	0-2	11-12	7	3	25	1	5	2	0	35
50 Price	* 1-4	0-0	0-0	10	2	2	2	0	1	26	
02 Thornton	1-2	1-1	0-0	1	2	3	0	0	0	0	14
04 Barnes	1-1	0-0	3-4	5	2	5	1	1	1	0	15
15 Williams	0-0	0-0	0-0	0	1	0	0	0	0	0	4
23 Brantley	0-0	0-0	0-0	0	0	0	0	0	0	0	2
TEAM											4
Totals.....	22-49	3-9	30-34	41	14	77	12	13	4	3	200

	1st	2nd	Tot	FG%	3FG%	FT%	Paint	P-TO	2nd Bnch	
Kentucky	30	40	70	.380	.300	.625	38	15	14	18
Georgia	41	36	77	.449	.333	.882	28	10	8	8

Officials: Joe Lindsay, Antonio Petty, Terry Moore
 Technicals: None

16

Rupp Arena (23,065)
Lexington, Ky. • Jan. 11, 2011

54

Kentucky No. 13/15

78

LEXINGTON, Ky. -- When Doron Lamb set a Kentucky freshman scoring record with 32 points in a victory over Winthrop last month, coach John Calipari didn't get too excited, saying he wasn't sure how long the mark would hold up.

It didn't even last a month.

Terrence Jones, coming off the bench for the first time in his brief career, one-upped his classmate by scoring 35 points on Tuesday night as the 13th-ranked Wildcats rolled by Auburn 78-54.

Jones walked off the Rupp Arena court to a standing ovation and shared a quick laugh with Lamb. Asked what he told Lamb after erasing him from the record books, Jones laughed and said, "I told him I'm sorry." No need to apologize.

Pouring in a variety of jumpers, layups and 3-pointers, Jones showcased his considerable skills by dominating whoever the Tigers threw his way.

Jones broke the record by playing the same sixth-man role that Lamb has so eagerly embraced. He missed practice on Monday while battling a nasty cough that occasionally produced blood. He wasn't sure he was going to play at all until after the team shootaround early Tuesday and didn't flinch when Calipari told him Lamb was going to replace him in the starting lineup.

Jones made 11 of 17 shots, including four 3-pointers, and grabbed eight rebounds in 30 mostly energetic minutes as Kentucky (13-3, 1-1 Southeastern Conference) easily avoided its first losing streak under Calipari.

Something Jones has lacked at times this season, Calipari criticized the team as a whole for being too "content" with their roles, saying the

Wildcats needed to be more committed.

They were at times against the Tigers (7-9, 0-2 SEC), needing less than 10 minutes to build a 19-point lead. Yet the massive blowout never came, as Auburn continued to scrap.

Allen Payne led the Tigers with 15 points and Kenny Gabriel added 13 but the basketball team couldn't muster the magic the football team used to win the national championship on Monday night.

Chastised by Calipari for too often settling for jumpers, Jones scored his first two baskets on layups to build some confidence and kept building on it.

The outburst helped Calipari improve to 4-0 against Barbee, who played for Calipari at Massachusetts and later served as an assistant under Calipari at both UMass and Memphis.

Jones exacted a bit of revenge just before the half, grabbing a rebound then dribbling up the court as time wound down. He pulled up and hit a 3-pointer as the horn sounded to give Kentucky a 41-21 lead and remind the Tigers that football season is officially over.

Auburn (7-9, 0-2)	FG	3FG	FT	R	F Pts	A TO	B	S	M		
02 Payne	f 5-11	2-4	3-4	5	2	15	2	3	0	2	34
41 Chubb	c 5-10	0-0	0-0	4	1	10	0	3	1	0	24
00 Langford	g 2-9	0-1	1-1	4	3	5	0	0	0	0	18
11 Wallace	g 0-4	0-0	1-2	2	2	1	3	2	0	3	33
33 Ross	g 0-8	0-2	1-2	7	3	1	4	4	0	1	28
15 Neysmith	2-4	0-0	0-2	1	3	4	1	2	0	0	19
22 Gabriel	5-10	1-4	2-2	9	4	13	0	1	2	1	28
45 Forbes	2-5	0-0	1-2	1	1	5	1	0	1	0	16
TEAM											5
Totals.....	21-61	3-11	9-15	38	19	54	11	15	4	7	200

Kentucky (13-3, 1-1)	FG	3FG	FT	R	F Pts	A TO	B	S	M		
55 Harrellson	f 4-6	0-1	0-0	4	3	8	0	1	3	0	25
01 Miller	g 4-9	2-6	0-0	6	3	10	1	0	1	0	28
12 Knight	g 5-13	3-7	0-0	5	1	13	6	4	1	0	39
20 Lamb	g 3-7	2-5	0-0	3	1	8	7	4	1	2	31
34 Liggins	g 2-2	0-0	0-2	5	3	4	4	2	0	1	27
02 Poole	0-1	0-1	0-0	0	1	0	0	0	0	0	4
03 Jones	11-17	4-5	9-13	8	2	35	0	2	2	3	30
04 Hood	0-1	0-1	0-0	2	0	0	0	0	0	0	6
05 Polson	0-0	0-0	0-0	0	0	0	0	0	0	0	1
30 Vargas	0-2	0-0	0-2	3	1	0	0	1	1	0	9
TEAM											3
Totals.....	29-58	11-26	9-17	39	15	78	18	14	9	6	200

	1st	2nd	Tot	FG%	3FG%	FT%	Paint	P-TO	2nd Bnch	
Auburn	21	33	54	.344	.273	.600	24	8	17	22
Kentucky	41	37	78	.500	.423	.529	34	20	9	35

Officials: Mike Stuart, Doug Shows, Mike Nance
 Technicals: None

17

Rupp Arena (24,330)
Lexington, Ky. • Jan. 15, 2011

44

LSU

Kentucky No. 13/15

82

LEXINGTON, Ky. -- Kentucky coach John Calipari didn't stick around to do postgame interviews after the 13th-ranked Wildcats crushed LSU 82-44 on Saturday, citing the need to get a head start on a recruiting visit.

The undermanned Tigers appeared to beat Calipari out of Rupp Arena by a good two hours.

Brandon Knight scored 19 points, Terrence Jones added 17 in his second game coming off the bench and the Wildcats (14-3, 2-1 Southeastern Conference) wasted little time putting away the Tigers. Kentucky led by 11 less than eight minutes into the game, was up 29 at the half and kept right on going.

Kentucky held the Tigers to a season-low 26 percent shooting, forced 15 turnovers and never let up while extending its home winning streak to

28 straight.

Garrett Green led the Tigers with 13 points but LSU (10-8, 2-1) struggled without leading scorer Ralston Turner. The freshman guard missed his third straight game with a foot injury, but his presence might not have helped. Kentucky swarmed LSU from the opening tip.

Calipari has been pushing the Wildcats to play with a higher sense of urgency and commitment after what he considered subpar performances in a loss to Georgia last Saturday and a win over Auburn on Tuesday. He saw plenty of both against the Tigers, particularly in the first half.

Running Calipari's dribble-drive offense almost flawlessly, the Wildcats quickly ended LSU's hopes of winning its second straight visit to Rupp.

Knight opened the game knocking down a pair of 3-pointers, all the spark Kentucky would need.

Jones wasn't nearly as dazzling as he was during his school freshman-record 35-point effort in a win over Auburn on Tuesday, but the Wildcats didn't need him to be. He shot a woeful 3 of 12 from the floor but did a good job of getting to the free-throw line, where he made 11 of 14 shots.

DeAndre Liggins, who Calipari had chastised for being too worried about his shot, scored 15 points. So did Darius Miller, who added four rebounds and two steals. Doron Lamb added 10 points and a team-high five assists while Josh Harrellson had 14 rebounds for Kentucky.

As crisp as the Wildcats were at times on offense, they were almost as good defensively, though the Tigers didn't help themselves with shoddy shot selection.

Using its defense to push the tempo, the Wildcats even broke out a fullcourt press for one of the few times this season.

The rout was on as Kentucky kept right on going. The Wildcats' advantage grew to 48-19 at the break, their largest halftime lead of the season.

LSU (10-8, 2-1)	FG	3FG	FT	R	F Pts	A TO	B S M
05 White	f 0-3	0-0	0-0	3	5	0 0 1	2 0 15
13 Ludwig	f 3-6	1-1	0-0	4	1	7 0 1	0 0 18
21 Derenbecker	f 2-9	0-5	0-0	2	1	4 3 0	0 0 26
10 Stringer	g 3-16	0-10	0-0	4	2	6 1 4	0 1 30
45 Dotson	g 2-6	0-3	6-9	4	3	10 0 2	2 0 35
03 Green	5-16	2-5	1-2	9	4	13 0 2	1 0 26
04 Bass	0-3	0-0	0-0	5	1	0 4 3	0 0 29
14 Courtney	0-1	0-0	0-0	2	0	0 0 1	0 0 8
24 Warren	2-5	0-0	0-1	1	0	4 0 1	2 0 13
TEAM	8						
Totals.....	17-65	3-24	7-12	42	17	44	8 15 5 3 200

Kentucky (14-3, 2-1)	FG	3FG	FT	R	F Pts	A TO	B S M
55 Harrellson	f 1-6	0-0	0-1	14	2	2 0 2	3 2 24
01 Miller	g 7-11	1-4	0-0	4	2	15 0 1	1 2 26
12 Knight	g 7-14	5-7	0-0	6	0	19 2 1	0 2 32
20 Lamb	g 3-7	1-2	3-3	4	2	10 5 1	0 1 22
34 Liggins	g 6-10	3-3	0-0	1	1	15 3 0	1 2 32
02 Poole	0-1	0-0	0-0	1	1	0 0 0	0 0 4
03 Jones	3-12	0-2	11-14	7	2	17 0 2	1 1 23
04 Hood	1-6	0-2	0-0	4	2	2 3 0	0 0 1 20
05 Polson	0-0	0-0	0-0	0	0	0 0 0	0 0 3
30 Vargas	1-3	0-0	0-0	4	1	2 0 0	0 0 14
TEAM	5						
Totals.....	29-70	10-20	14-18	50	13	82 13	7 6 10 200

	1st	2nd	Tot	FG%	3FG%	FT%	Paint	P-TO	2nd Bnch
LSU	19	25	44	.262	.125	.583	16	2	18 17
Kentucky	48	34	82	.414	.500	.778	32	21	9 21

Officials: J.B. Caldwell, Bert Smith, Bruce Benedict
 Technicals: None

18

Coleman Coliseum (14,859)
Tuscaloosa, Ala. • Jan. 18, 2011

Kentucky

No. 12/12

66

Alabama

68

TUSCALOOSA, Ala. -- Ben Eblen matched his scoring average with one free throw in the final seconds for his lone point. How Alabama's reserve guard got to the line was much more important, though.

Eblen grabbed a steal and made one of two free throws with 2.8 seconds left to help the Crimson Tide preserve a 68-66 victory over No. 12 Kentucky on Tuesday night.

The Wildcats, who had nearly erased a 20-point deficit, rebounded the missed foul shot but couldn't get a good shot off at the buzzer after back-to-back timeouts. Terrence Jones dribbled across midcourt and heaved a wild 3-pointer in traffic that caromed high off the backboard.

The Crimson Tide (11-7, 3-1 Southeastern Conference) had lost the last five meetings with the league powerhouse and is now 3-7 against ranked teams under coach Anthony Grant.

This time, Alabama surged to a 52-32 lead with a 15-2 spurt over the first five minutes of the second half before the Wildcats (14-4, 2-2) forced turnovers on seven consecutive possessions to spark the comeback.

Then, Brandon Knight and Doron Lamb botched an exchange on the perimeter and Eblen grabbed the ball in the final seconds.

On the final play, Alabama opted to leave the inbound man, Darius Miller, unguarded and try to keep the Wildcats from catching the ball across midcourt.

The play was designed for Lamb to catch the ball, take a couple of dribbles and shoot from the neighborhood of NBA 3-point range.

The Wildcats shot just 38 percent from the floor and were held 14 points below their league-leading scoring average, stymied by a Tide defense that gives up the fewest points in the SEC. Alabama improved to 10-0 at home.

Mitchell scored 15 and helped punctuate the fast start after halftime. Alabama also made half its 14 3-point attempts, including three by Charvez Davis.

Jones led Kentucky with 17 points and nine rebounds, but also committed four turnovers. Lamb added 16 points, Knight had 14 and Miller 12.

The Wildcats were just 7-of-14 from the free-throw line in the second half.

Alabama quickly extended a 37-30 halftime lead but then it was all Wildcats until the final minutes, with Jones scoring their final six points. Three times they cut Alabama's lead to one, but they couldn't overtake the Tide.

Alabama's Senario Hillman took a charge with Knight driving for the go-ahead basket with 40 seconds left. DeAndre Liggins then returned the favor with Hillman, drawing a charge to give Kentucky the ball back in the final 11 seconds.

Alabama outbounded the Wildcats 41-34.
 "When we get muscled and manhandled, this is what you see," Calipari said.

Kentucky (14-4, 2-2)	FG	3FG	FT	R	F Pts	A TO	B S M
55 Harrellson	f 1-6	0-0	1-4	9	2	3 0 0	2 0 21
01 Miller	g 5-8	2-3	0-0	4	2	12 0 2	1 2 31
12 Knight	g 5-15	3-8	1-2	4	4	14 3 3	0 3 40
20 Lamb	g 6-14	2-6	2-2	2	3	16 2 2	0 1 39
34 Liggins	g 1-4	0-1	2-4	1	3	4 4 0	2 1 31
03 Jones	5-13	0-2	7-10	9	4	17 2 4	3 2 31
04 Hood	0-1	0-1	0-0	0	0	0 0 0	0 0 4
30 Vargas	0-0	0-0	0-0	0	0	0 0 1	0 0 3
TEAM	5						
Totals.....	23-61	7-21	13-22	34	18	66 11 12	8 9 200

Alabama (11-7, 3-1)	FG	3FG	FT	R	F Pts	A TO	B S M
01 Green	f 7-15	0-0	4-7	11	1	18 1 6	2 0 33

05 Mitchell	f	5-9	2-3	3-4	7	4	15	0	0	1	2	25
44 Hines	f	3-4	0-0	1-2	8	1	7	3	3	2	1	34
12 Releford	g	2-8	0-0	0-0	4	3	4	2	2	0	1	33
24 Davis	g	3-10	3-8	0-0	2	0	9	2	3	0	0	31
10 Eblen		1-2	0-0	1-2	2	3	3	1	1	0	1	9
21 Hillman		3-6	1-1	0-0	2	3	7	1	4	0	2	23
22 Steele		1-2	1-2	2-2	1	2	5	0	0	0	0	12
TEAM					4							
Totals.....		25-56	7-14	11-17	41	17	68	10	19	5	7	200

		1st	2nd	Tot	FG%	3FG%	FT%	Paint	P-TO	2nd	Bnch	
Kentucky		30	36	66	.377	.333	.591	30	24	14	17	
Alabama		37	31	68	.446	.500	.647	32	9	20	15	

Officials: Doug Shaws, Jamie Luckie, Mike Kitts
 Technicals: None

19

Colonial Life Arena (18,000)
 Columbia, S.C. • Jan. 22, 2011

Kentucky No. 12/12

South Carolina

67

58

COLUMBIA, S.C. -- Brandon Knight scored 23 points and No. 12 Kentucky held off a late South Carolina charge for a 67-58 victory Saturday night.

The Wildcats (15-4, 3-2 Southeastern Conference) spent much of the week dealing with the fallout from last Tuesday's loss at Alabama.

Kentucky's 16-point lead slipped to 61-56 with 1:16 left, but Doron Lamb hit four consecutive foul shots and the Wildcats escaped with their first victory at the Colonial Life Arena in three years.

Darius Miller added 18 points for Kentucky.

Sam Muldrow tied his career high with 23 points and grabbed 13 rebounds to lead the Gamecocks (12-6, 3-2).

Kentucky hadn't fared well at South Carolina the past few seasons and its 68-62 loss here a year ago was one of last season's most talked-up games.

Those Wildcats had just reached No. 1 for the first time in seven years and, a few hours before tip-off, took a congratulatory call from President Barack Obama for their fundraising efforts for Haitian earthquake victims.

It all seemed too much for that group, who featured the NBA's top draft pick, John Wall, and fellow first-rounder DeMarcus Cousins.

The newest Wildcats also entered this game with days of distractions after Calipari was caught on camera swearing at Jones during a timeout in the loss to Alabama.

But this time, Kentucky and especially Jones, thrived when they hit the court.

Jones, making his first start in four games, threw down an electrifying assortment of jams and dunks in the first half as Kentucky pulled away.

He had two straight power jams to give the Wildcats a 10-5 lead. Jones had another one-handed flush to make it 20-12 with 11:06 before halftime. He appeared to roll his ankle after his final dunk that put Kentucky up 30-20 and was briefly looked at on the bench. Jones returned to action moments later.

South Carolina struggled to keep up. Its own stellar freshman, point guard Bruce Ellington, played just 8 minutes with foul trouble.

The Gamecocks went more than 7 minutes without a field goal during one stretch.

Knight seemed to ice things with eight consecutive points that pushed the Wildcats' lead to 61-45 before South Carolina's final run.

The Gamecocks struggled to get good shots against Kentucky, finishing 16 of 51 (31 percent). They were just 2 of 15 on 3-pointers.

South Carolina's top scorer, Ellington, shot 2 of 7 and scored four points, almost 11 off his season average.

Kentucky (15-4, 3-2)	FG	3FG	FT	R	F	P	F	A	T	O	B	S	M
03 Jones	f	5-13	0-1	4-6	7	2	14	1	2	2	3	37	
55 Harrellson	f	1-2	0-0	0-0	5	4	2	0	0	2	0	26	

01 Miller	g	7-12	1-2	3-3	5	2	18	0	4	2	0	39
12 Knight	g	6-10	2-5	9-10	7	3	23	2	5	0	1	35
34 Liggins	g	0-7	0-4	1-2	7	3	1	3	0	0	1	36
04 Hood		0-0	0-0	0-0	0	0	0	0	0	0	0	4
05 Polson		0-1	0-0	0-0	0	0	0	0	0	0	0	3
20 Lamb		1-2	0-1	7-8	0	4	9	2	2	0	0	16
32 Vargas		0-0	0-0	0-0	0	0	0	0	1	0	0	4
TEAM					3							
Totals.....		20-47	3-13	24-29	34	18	67	8	14	6	5	200

		S. Carolina (12-6, 3-2)	FG	FT	R	F	P	F	A	T	O	B	S	M
24 Harris	f	2-3	0-0	0-0	4	1	4	0	0	0	0	22		
30 Jackson	f	1-6	0-0	0-2	5	0	2	0	3	0	1	26		
44 Muldrow	f	7-12	1-2	8-10	13	1	23	0	2	3	0	36		
02 Richardson	g	1-9	1-6	3-6	2	3	6	0	1	1	2	27		
23 Ellington	g	3-11	1-5	1-2	4	4	8	4	1	0	0	24		
05 SMITH		1-3	0-2	3-3	0	3	5	1	1	0	0	20		
12 Galloway		2-9	0-2	2-3	5	4	6	1	1	0	2	22		
15 Cooke		2-3	0-0	0-0	0	5	4	0	2	0	0	19		
33 Slawson		0-1	0-1	0-0	0	0	0	0	0	1	0	4		
TEAM					4					2				
Totals.....		19-57	3-18	17-26	37	21	58	6	13	5	5	200		

		1st	2nd	Tot	FG%	3FG%	FT%	Paint	P-TO	2nd	Bnch	
Kentucky		36	31	67	.426	.231	.828	32	13	13	9	
S. Carolina		26	32	58	.333	.167	.654	28	12	18	15	

Officials: Anthony Jordan, Gary Maxwell, Mike Nance
 Technicals: S. Carolina-Ellington 1

20

Rupp Arena (24,352)
 Lexington, Ky. • Jan. 29, 2011

Georgia

Kentucky No. 14/16

60

66

LEXINGTON, Ky. -- Kentucky coach John Calipari knows his team can take a punch. Now he knows it can deliver one, too.

Doron Lamb scored 19 points, including a couple of crucial baskets to halt a late Georgia rally, and the 14th-ranked Wildcats avenged a loss to the Bulldogs three weeks ago with a 66-60 victory on Saturday.

Playing with the kind of aggressiveness they lacked when Georgia "mushed" - as Calipari put it - them on Jan. 8, the Wildcats (16-4, 4-2 Southeastern Conference) led the bullying when it mattered to stay hot on Florida's heels in the crowded SEC East.

Not that Calipari was complaining after watching his team harass Georgia star Trey Thompkins into a miserable day. Thompkins lit the Wildcats up for 25 points in the first meeting but finished with just nine points on 2 of 10 shooting in the rematch.

Kentucky led by 15 points and even a bout with lethargy late in the second half didn't stop the Wildcats from extending their winning streak at Rupp Arena to 29 straight - the second-longest active streak in the country.

Dustin Ware led Georgia (14-6, 3-4) with 18 points, but the Bulldogs shot a season-low 37 percent (21 of 57) to lose for the third time in four games. Coming off an emotional double-overtime loss to Florida on Tuesday, coach Mark Fox worried about his players suffering a letdown.

It came early. The Wildcats never trailed and needed just over 5 minutes to lead a 10-point lead that ballooned to 15 at the half.

Calipari said he hoped the Wildcats had spent the three weeks since Georgia's dominating victory developing the kind of toughness needed to compete for a conference title.

Calipari brought in longtime friend and mentor Larry Brown this week to give him someone to bounce ideas off of and to lend his players advice. The Hall of Fame coach told the Wildcats to not wait for the Bulldogs to come to them.

They didn't. With Brown watching from the front row, Kentucky attacked relentlessly in the first half, particularly junior forward Darius Miller, who raised Calipari's ire for being too timid when he got in the lane in the

earlier loss. Miller finished with 14 points and went to the free throw line seven times.

Though Georgia never got closer than six points in the second half, Kentucky had trouble putting the Bulldogs away. The Wildcats struggled to make free throws (16 of 25) and let Georgia's pressure force a couple of ill-timed turnovers late.

Still, the Wildcats had enough to remain undefeated at Rupp Arena under Calipari, thanks in part to the steady play of Lamb. He made 7 of 11 field goals, including consecutive buckets midway through the second half that gave Kentucky a 57-45 lead and blunted Georgia's momentum just enough.

Kentucky has won four out of five to pull within a half-game of SEC East-leading Florida. Not bad for a team Calipari says still has a ways to go.

Georgia (14-6, 3-4)	FG	3FG	FT	R	F	Pts	A	T	B	S	M
33 Thompkins	f	2-10	0-5	5-7	11	2	9	2	3	0	29
50 Price	f	4-9	0-0	1-4	7	4	9	0	1	0	24
01 Leslie	g	0-7	0-2	5-6	3	3	5	5	4	0	21
03 Ware	g	7-11	4-7	0-0	2	4	18	2	2	0	31
22 Robinson	g	6-13	0-2	0-0	4	2	12	4	2	0	27
02 Thornton	g	1-1	0-0	1-2	4	2	3	0	0	1	11
04 Barnes	g	1-4	0-0	0-0	5	2	2	0	1	0	20
15 Williams	g	0-0	0-0	2-2	2	1	2	0	0	0	8
23 Brantley	g	0-2	0-2	0-0	0	0	0	0	0	0	9
TEAM					3						
Totals.....	21-57	4-18	14-21	41	20	60	13	13	1	5	200

Kentucky (16-4, 4-2)	FG	3FG	FT	R	F	Pts	A	T	B	S	M
03 Jones	f	3-6	0-1	1-2	7	3	7	1	2	1	26
55 Harrellson	f	1-2	0-0	2-3	8	4	4	0	0	2	30
01 Miller	g	4-10	1-3	5-7	7	2	14	4	0	0	32
12 Knight	g	4-12	2-7	1-3	5	2	11	4	2	0	40
34 Liggins	g	3-10	0-0	5-8	2	2	11	1	1	1	26
20 Lamb	g	7-11	3-6	2-2	2	1	19	2	0	0	31
30 Vargas	g	0-0	0-0	0-0	0	0	0	0	1	0	5
TEAM					1						
Totals.....	22-51	6-17	16-25	32	14	66	8	9	5	6	200

	1st	2nd	Tot	FG%	3FG%	FT%	Paint	P-TO	2nd Bnch
Georgia	24	36	60	.368	.222	.667	30	3	9 7
Kentucky	39	27	66	.431	.353	.640	22	12	7 19

Officials: Doug Shows, Mike Eades, Mike Thibodeaux
 Technicals: None

21

Tad Smith Coliseum (8,243)
Oxford, Miss. • Feb. 1, 2011

Kentucky No. 10/11

Ole Miss

69
71

OXFORD, Miss. -- Chris Warren rattled in a 25-footer over two defenders with 2.9 seconds remaining and Mississippi beat No. 10 Kentucky 71-69 on Tuesday night.

Warren, who scored 22 points, hit the high-arching shot to give the Rebels their first victory over a top 10 team during the five-year tenure of coach Andy Kennedy.

Warren finished 9 of 15 from the field, including 4 of 7 from 3-point range.

Terrence Jones scored 22 points and Doron Lamb added 20 for the Wildcats, who rallied from an 11-point second-half deficit to take the late lead. Lamb missed a running 3-pointer at the buzzer.

Ole Miss led 64-55 with 6:31 remaining, but Kentucky clawed its way back, taking a 69-68 lead on two free throws by Jones with 1:21 left.

The teams traded empty possessions before Ole Miss called a time-out with just over 10 seconds left. The play was for Warren, who came into the game as the second-leading scorer in the SEC, and he stutter-stepped a few times before taking the shot.

Ole Miss (14-8, 2-5 Southeastern Conference) got 16 points from

Zach Graham and 12 each from Reggie Buckner and Terrance Henry. Buckner, a 6-foot-8 sophomore, had five rebounds, five blocks and three steals, and provided a poster-worthy moment when he blocked Brandon Knight's dunk attempt in the second half.

Kentucky (16-5, 4-3) had a huge advantage in the all-time series coming into Tuesday, winning 96 of 108 games, including 25 of 34 in Oxford.

And there seemed little reason the trend would change. As usual, Kentucky is among the nation's elite while Ole Miss languishes at the bottom of the SEC.

But the Rebels were feisty from the beginning, coming back from an early seven-point deficit to take a 34-30 lead late in the first half. Kentucky led 35-34 at halftime.

Kentucky shot 25 of 51 from the field (49 percent) and outrebounded Ole Miss 36-27, but was hurt by 18 turnovers. Knight added 15 points for the Wildcats, including 10 in the second half, but had six turnovers.

Ole Miss shot 8 of 17 (47.1 percent) from 3-point range.

Kentucky (16-5, 4-3)	FG	3FG	FT	R	F	Pts	A	T	B	S	M
03 Jones	f	7-15	0-2	8-11	12	2	22	2	2	4	1
55 Harrellson	f	1-3	0-0	0-0	7	3	2	2	1	1	0
01 Miller	g	1-4	1-2	0-0	1	1	3	1	4	0	0
12 Knight	g	5-11	1-2	4-5	7	2	15	4	6	0	35
34 Liggins	g	2-4	1-2	0-0	4	4	5	0	1	1	22
04 Hood	g	0-0	0-0	0-0	1	0	0	0	0	1	0
20 Lamb	g	8-13	2-5	2-2	2	4	20	3	3	0	1
30 Vargas	g	1-1	0-0	0-0	1	0	2	0	1	0	7
TEAM					1						
Totals.....	25-51	5-13	14-18	36	16	69	12	18	7	3	200

Ole Miss (14-8, 2-5)	FG	3FG	FT	R	F	Pts	A	T	B	S	M
01 Henry	f	5-8	0-0	2-3	5	4	12	0	2	1	27
02 Buckner	f	6-9	0-0	0-1	5	4	12	1	5	5	32
12 Warren	g	9-15	4-7	0-0	1	2	22	3	1	0	1
20 Williams	g	1-4	1-1	0-0	1	2	3	1	0	0	1
32 Graham	g	4-11	1-2	7-7	5	0	16	0	2	1	1
05 Nelson	g	2-8	2-4	0-0	0	0	6	2	1	0	2
15 Short	g	0-2	0-0	0-0	3	2	0	1	0	0	0
23 Gaskins	g	0-6	0-3	0-0	4	1	0	2	0	0	2
42 Cox	g	0-0	0-0	0-0	0	0	0	0	0	0	2
TEAM					3						
Totals.....	27-63	8-17	9-11	27	15	71	10	11	7	11	200

	1st	2nd	Tot	FG%	3FG%	FT%	Paint	P-TO	2nd Bnch
Kentucky	35	34	69	.490	.385	.778	28	10	5 22
Ole Miss	34	37	71	.429	.471	.818	28	18	9 6

Officials: Joe Lindsay, Gary Maxwell, Karl Hess
 Technicals: None

22

O'Connell Center (12,633)
Gainesville, Fla. • Feb. 5, 2011

Kentucky No. 10/11

Florida RV/No. 23

68
70

GAINESVILLE, Fla. -- Chandler Parsons scored 17 points, Alex Tyus made two big defensive plays late and Florida beat No. 10 Kentucky 70-68 Saturday night.

The Gators, who have struggled from the free-throw line all season, went 18 of 22 from the stripe and hit some clutch ones late.

Erving Walker hit both ends of two one-and-ones in the closing minutes. His final free throw put Florida (18-5, 7-2 Southeastern Conference) ahead for good. Tyus followed with a baseline hook shot and Parsons added a free throw with 12.7 seconds remaining.

The Wildcats (16-6, 4-4) had a final chance, but Brandon Knight's 3-pointer came up short. Tyus had a hand in Knight's face. Tyus also guarded Terrence Jones tight down the stretch, forcing a miss with about a minute left.

Knight led Kentucky with 24 points. Jones added 18 points and seven

rebounds.

The Wildcats lost consecutive games for the first time under coach John Calipari. In fact, it's the first Calipari-coached team to lose two straight since Memphis dropped four in a row in the 2004-05 season.

With the victory, along with Tennessee's loss to Alabama, the Gators opened up a 1 1/2-game lead in the East. Kentucky is two games back at the midway point.

Florida certainly will be ranked again after knocking off No. 23 Vanderbilt earlier this week.

The Gators got this one going with a strong second half. They opened the second half with an 11-4 run that gave coach Billy Donovan's team a little breathing room, 45-36.

Florida built a 13-point lead on Vernon Macklin's dunk, Parsons' 3-pointer and five free throws.

But the Wildcats clawed back from the double-digit deficit - most of it thanks to Knight.

The freshman point guard, playing against former AAU teammate Kenny Boynton, got the Wildcats rolling. He started the comeback with a pair of free throws, then hit back-to-back 3s. He dished to Terrence Jones for a 3, hit two more from the stripe and then found Darius Miller all alone on the wing for another 3-pointer.

That put Kentucky up 64-63 with 3:36 left.

The Gators got an unexpected boost from Scottie Wilbekin early. The 17-year-old freshman made all three of his shots in the first half, including two from 3-point range. Wilbekin entered the game averaging 2.2 points and shooting just 25 percent from behind the arc.

His teammates were considerably colder from long range. The Gators made just 3 of 9 shots from 3-point range in the opening 20 minutes. They were slightly better from the free-throw line, but those two key areas have been the team's Achilles' heel this season.

Kentucky (16-6, 4-4)	FG	3FG	FT	R	F Pts	A TO	B S	M
03 Jones	f 7-18	1-4	3-5	7	2 18	2 1	2 0	38
55 Harrellson	f 2-3	0-0	0-0	3	5 4	1 0	1 2	19
01 Miller	g 4-7	1-1	0-0	2	3 9	2 1	0 1	34
12 Knight	g 7-14	4-5	6-6	5	3 24	4 4	1 0	36
34 Liggins	g 2-2	0-0	0-0	2	4 4	1 2	1 0	27
04 Hood	1-1	0-0	0-0	0	0 2	0 0	0 0	3
05 Polson	0-2	0-0	0-0	1	0 0	0 0	1 0	1
20 Lamb	1-5	1-2	2-2	3	1 5	3 2	0 3	28
30 Vargas	1-2	0-0	0-0	4	1 2	1 0	0 0	14
TEAM	5							
Totals.....	25-54	7-12	11-13	32	19 68	14 11	5 6	200

Florida (18-5, 7-2)	FG	3FG	FT	R	F Pts	A TO	B S	M
23 Tyus	f 3-6	0-0	2-2	4	1 8	1 2	2 1	20
25 Parsons	f 6-10	2-4	3-6	12	2 17	5 0	1 0	37
32 Macklin	c 4-6	0-0	3-3	2	1 11	2 1	0 0	27
01 Boynton	g 4-12	1-6	3-3	2	3 12	1 2	1 1	33
11 Walker	g 1-9	1-6	6-6	1	2 9	5 2	0 2	31
04 Young	1-2	0-0	0-0	3	0 2	0 0	1 0	21
05 Wilbekin	3-3	2-2	1-2	0	2 9	0 0	1 0	16
15 Yegute	0-0	0-0	0-0	0	1 0	0 0	1 0	1
24 Prather	0-1	0-1	0-0	0	0 0	0 0	0 0	3
33 Murphy	1-4	0-0	0-0	2	1 2	1 0	0 0	11
TEAM	4							
Totals.....	23-53	6-19	18-22	32	11 70	15 9	5 6	200

	1st	2nd	Tot	FG%	3FG%	FT%	Paint	P-TO	2nd Bnch
Kentucky	32	36	68	.463	.583	.846	24	12	6 9
Florida	34	36	70	.434	.316	.818	30	14	10 13

Officials: Tony Greene, Ted Valentine, Mike Kitts

Technical: None

23

Rupp Arena (24,334)
Lexington, Ky. • Feb. 8, 2011

Tennessee
Kentucky No. 18/18

61
73

LEXINGTON, Ky. -- Tennessee coach Bruce Pearl was back in his usual spot, roaming the sideline for the Volunteers on Tuesday night against No. 18 Kentucky in his trademark creamcicle blazer following an eight-game suspension for lying to the NCAA about the program's recruiting practices.

DeAndre Liggins tied a career-high with 19 points and the Wildcats ruined Pearl's return to the bench with a 73-61 victory.

Josh Harrellson added 16 points as the Wildcats (17-6, 5-4 Southeastern Conference) broke a modest two-game losing streak by burying the Volunteers with a big run in each half.

Kentucky coach John Calipari said the Wildcats were in "crisis" after consecutive losses to Mississippi and No. 17 Florida last week, the first losing streak he's endured in six years. He stressed the need for his team, particularly the upperclassmen, to play with some urgency after slipping into a tie for last place in the competitive SEC East.

Hoping to instill some toughness he had the Wildcats don boxing gloves in practice, where they worked the heavy bag with regularity.

Kentucky dominated the glass, outrebounding Tennessee 38-28, often ripping balls out of the hands of a Tennessee player who seemed to have it secured.

Liggins came in averaging 5.0 points on 29 percent shooting over the last five games, but dominated play on both ends of the floor. He made 5 of 6 field goals and 7 of 8 free throws while adding five rebounds and five steals.

Harrellson, chided by Calipari for inconsistent play after appearing to be on the verge of a breakthrough a month ago, scored 12 points in the second half including two big putbacks on offensive rebounds.

Melvin Goins led Tennessee (15-9, 5-4) with 16 points and Scotty Hopson had 11 after missing two games with a left ankle injury but the Volunteers never got going.

Tennessee shot just 41 percent from the field, turned it over 14 times and never got closer than five points over the game's final 30 minutes.

Tennessee's play early in the first half did little to lift Pearl's mood. Kentucky overcame a slow start, making five of its first six 3-pointers behind a 19-point lead even with point guard Brandon Knight spending the last 9:28 on the bench saddled with two fouls.

Hopson soon followed after collecting his second foul, but Pearl sent him back out to keep Tennessee in it. His presence seemed to calm down the Volunteers and they ended the half on a 14-2 run to get within 35-28.

Kentucky used a 16-3 surge early in the second half to grab a 51-33 lead and put the first incommensurate turbulence of Calipari's short tenure firmly in the rearview mirror.

Alabama (13-11, 3-7)	FG	3FG	FT	R	F Pts	A TO	B S	M
12 Harris	f 3-9	2-2	2-2	2	3 10	1 5	0 0	31
25 Fields	f 0-2	0-0	0-0	2	3 0	0 0	3 0	12
02 Goins	g 6-12	2-5	2-2	5	0 16	1 1	0 2	32
23 Tatton	g 1-5	0-2	1-2	1	3 3	2 0	0 1	22
32 Hopson	g 3-8	2-3	3-6	3	4 11	2 2	0 0	24
11 Golden	0-0	0-0	0-0	0	0 0	0 0	1 0	9
13 McBee	0-1	0-0	0-0	0	2 0	0 0	2 0	10
22 Pearl	0-1	0-0	0-0	1	1 0	0 2	0 0	9
24 Bone	5-6	3-4	0-0	1	2 13	0 1	0 0	23
33 Williams	4-10	0-0	0-0	9	2 8	1 2	0 0	28
TEAM	4							
Totals.....	22-54	9-16	8-12	28	20 61	7 14	3 5	200

Kentucky (17-6, 5-4)	FG	3FG	FT	R	F Pts	A TO	B S	M
03 Jones	f 2-9	0-0	6-6	11	2 10	2 8	4 0	32
55 Harrellson	f 7-8	0-1	2-4	6	3 16	2 2	1 2	30
01 Miller	g 1-7	1-4	4-4	6	2 7	2 1	0 0	34
12 Knight	g 4-9	2-7	2-3	3	3 12	3 2	0 0	30

34	Liggins	g	5-6	2-2	7-8	5	2	19	3	2	0	5	37
04	Hood		0-1	0-1	0-0	0	1	0	0	0	0	0	3
20	Lamb		3-7	2-3	1-2	1	1	9	2	0	0	0	27
30	Vargas		0-2	0-0	0-0	2	0	0	0	1	0	0	7
TEAM			4										
Totals.....			22-49	7-18	22-27	38	14	73	14	16	5	7	200

	1st	2nd	Tot	FG%	3FG%	FT%	Paint	P-TO	12	BncH
Tennessee	28	33	61	.407	.563	.667	24	10	12	21
Kentucky	35	38	73	.449	.389	.815	26	21	15	9

Officials: Tony Greene, Ted Valentine, Mark Whitehead

24

Memorial Gymnasium (14,316)
Nashville, Tenn. • Feb. 12, 2011

Kentucky No. 18/18

Vanderbilt No. 23/24

77

81

NASHVILLE, Tenn. -- John Jenkins scored a career-high 32 points, hitting six 3-pointers, to lift No. 23 Vanderbilt to an 81-77 victory over No. 18 Kentucky on Saturday.

With the win, the Commodores (18-6, 6-4) swept a three-game homeland that will keep them tied for second in the Southeastern Conference's Eastern Division. They came into Saturday tied with Kentucky, Georgia and Tennessee, two losses behind Florida.

Kentucky (17-7, 5-5) dropped to 1-5 on the road in the SEC this season and to the bottom of the East.

Jenkins had Vanderbilt's first 30-point game against the Wildcats since Mike Rhodes on Jan. 19, 1980, with the Commodores' first 30-point game since A.J. Ogilvy had 33 at LSU on March 4, 2009. Festus Ezeli added 14 points, Steve Tchiengang scored all 12 of his in the first half off and Brad Tinsley had 11.

Terrence Jones led Kentucky with 25 points, Brandon Knight had 20 and DeAndre Liggins 10.

Jones' 3-point attempt at the buzzer bounced off the rim. Kentucky coach John Calipari wanted a foul that didn't come as the Commodores celebrated beating the Wildcats for the fifth time in Memorial Gym in the past six seasons.

The Wildcats' youth caught up with them in the final minute. Vandy hit its final six free throws to help seal the victory. When Tinsley hit two free throws with 31.6 seconds left for a 79-75 lead, the Wildcats didn't put up a shot until Liggins' jumper hit air with 17 seconds remaining.

They brought the ball up too slowly after Tinsley added two more free throws with 7.9 seconds left, leaving Jones to launch his 3 almost near midcourt.

The Commodores needed every point as Jeff Taylor missed his first six shots and played only 21 minutes due to foul trouble. The junior came in averaging 15.1 points a game, and his only basket came with a spinning layup to cap a fast break with 2:41 left putting Vandy up 73-69.

Vanderbilt matched a season-high with 11 3s, and the SEC's best free throw shooters went 20 of 23 at the line. Kentucky was 14 of 18 in a game with 39 fouls.

They swapped the lead nine times with nine ties, and Kentucky never led by more than two points in the second half - the last at 66-64 on a 3-pointer by Knight with 5:38 left.

Ezeli tied it with a layup, then Jenkins put Vanderbilt ahead to stay with his sixth 3 with 4:28 left.

Kentucky looked ready to blow the Commodores out of Memorial Gym in the opening minutes, taking a 19-11 lead with eight straight points.

Vanderbilt answered with a 3-pointer by Tchiengang, which seemed to wake up the Commodores. Tchiengang scored nine of the final 11 points of the first half to turn a 34-33 deficit into a 44-40 lead.

	1st	2nd	Tot	FG	3FG	FT	R	F	Pts	A	T	B	S	M
03 Jones	f	9-14	1-4	6-8	9	1	25	2	1	3	2	38		
55 Harrellson	f	3-6	0-0	1-1	10	4	7	3	0	0	0	34		
01 Miller	g	3-8	1-4	0-0	3	2	7	1	0	2	0	18		
12 Knight	g	7-13	4-7	2-2	0	3	2	0	2	4	1	0	38	

34	Liggins	g	4-12	1-5	1-2	4	4	10	3	3	0	1	33
04	Hood		0-1	0-1	0-0	0	0	0	0	0	0	0	1
05	Polson		0-0	0-0	0-0	0	0	0	0	0	0	0	3
20	Lamb		2-6	0-2	4-5	2	4	8	0	0	0	0	30
30	Vargas		0-0	0-0	0-0	1	2	0	0	0	0	0	5
TEAM			2										
Totals.....			28-60	7-23	14-18	31	20	77	11	8	6	3	200

	1st	2nd	Tot	FG	3FG	FT	R	F	Pts	A	T	B	S	M
05 Goulbourne	f	0-0	0-0	0-0	1	4	0	1	0	0	0	13		
44 Taylor	f	1-7	0-2	2-2	3	4	4	3	2	1	2	21		
03 Ezeli	c	5-12	0-0	4-4	7	0	14	1	1	0	0	28		
01 Tinsley	g	2-6	1-2	6-7	3	1	11	2	3	0	0	35		
23 Jenkins	g	11-17	6-10	4-5	3	3	32	3	1	1	1	40		
11 Fuller		1-4	1-1	0-0	2	1	3	2	0	0	1	23		
33 Tchiengang		3-4	2-2	4-5	2	2	12	3	2	1	0	20		
45 Odum		2-4	1-3	0-0	7	4	5	0	1	0	1	20		
TEAM			3											
Totals.....			25-54	11-20	20-23	31	19	81	15	10	3	5	200	

	1st	2nd	Tot	FG	3FG	FT%	Paint	P-TO	12	BncH
Kentucky	40	37	77	.467	.304	.778	34	16	16	8
Vanderbilt	47	37	81	.463	.550	.870	22	15	17	20

Officials: Doug Simmons, Jamie Luckie, Pat Adams

Technical: UK-Liggins 1

25

Rupp Arena (23,196)
Lexington, Ky. • Feb. 15, 2011

Mississippi State

Kentucky No. 22/22

79

85

LEXINGTON, Ky. -- Brandon Knight scored 24 points and Doron Lamb added 20 in his first start in nearly a month as No. 22 Kentucky held on for an 85-79 victory.

The Wildcats took charge when they pressed the Bulldogs into a series of careless mistakes before narrowly avoiding a late-game collapse to improve to 30-0 under Calipari at Rupp Arena.

Kentucky shot 56 percent from the floor, including 67 percent in the second half.

Mississippi State nearly matched the Wildcats shot for shot. Ravern Johnson led the Bulldogs with 21 points and Jalen Steele added a career-high 17 but the Bulldogs let an 11-point lead get away late in the first half thanks to a bizarre meltdown.

The Bulldogs went up 40-35 on a pair of free throws by Johnson with 5 seconds left in the half. Kentucky inbounded and Mississippi State, with a couple of fouls to give, immediately fouled Knight. The Wildcats inbounded near midcourt with 3 seconds remaining and got the ball to Knight, who was fouled by Brian Bryant.

Knight, on Calipari's orders, threw the ball meekly toward the rim after the contact. The referees awarded him three free throws, saying he was in the act of shooting.

Mississippi State coach Rick Stansbury momentarily lost it, earning a technical foul after storming after the officials.

Knight made four of the five free throws to pull Kentucky within 40-39 at the break and change the game.

Kentucky took its first lead of the game early in the second half on a layup by Josh Harrellson but Mississippi State momentarily righted itself, going in front 50-47 on a jumper by Steele.

Calipari then went to the press, and Kentucky responded with an 11-0 burst. Terrence Jones got the Wildcats going with a layup then using his long arms to grab a pair of steals on Mississippi State's next two possessions, leading to easy baskets at the other end of the floor.

The lead grew to 58-50 before the Bulldogs snapped out of it, getting within 65-63 before another surge by the Wildcats pushed the margin to 83-70 with 3:49 to play.

Kentucky, as it has done all season, struggled to put it away. A series of turnovers and missed shots helped Mississippi State get as close as

83-79 with 49 seconds remaining before Kentucky could finish the Bulldogs off.

The Wildcats held on despite allowing the Bulldogs to make 12 of 22 3-pointers. It's a statistic Calipari can live with if his team plays as effectively in the open floor. Kentucky outscored Mississippi State 12-0 on the fast break.

Lamb started in place of Darius Miller, who was questionable suffering a leg injury against the Commodores. Calipari has repeatedly asked Lamb to play with more energy, and he responded with his best performance since dropping 32 in a victory over Winthrop in December.

Miss. St. (13-12, 5-6)	FG	3FG	FT	R	F	Pts	A	T	B	S	M
01 Sidney	f	5-13	0-2	1-1	8	0	11	2	1	0	28
24 Augustus	f	3-8	0-1	4-4	7	1	10	2	1	0	34
00 Steele	g	6-9	5-7	0-0	0	3	17	2	0	0	27
03 Bost	g	5-12	3-7	3-5	3	2	16	4	5	0	39
15 Benock	g	0-1	0-0	2-2	2	5	2	3	2	0	34
02 Johnson		5-9	4-5	7-7	5	2	21	0	5	0	25
10 Smith		0-0	0-0	0-0	0	0	0	0	0	0	1
22 Bryant		0-0	0-0	0-0	0	2	0	0	0	0	1
30 Lewis		1-1	0-0	0-0	1	1	2	0	0	0	10
50 Riek		0-0	0-0	0-0	0	0	0	0	0	0	1
TEAM					3		1				
Totals.....	25-53	12-22	17-19	29	16	79	13	15	0	7	200

Kentucky (18-7, 6-5)	FG	3FG	FT	R	F	Pts	A	T	B	S	M
03 Jones	f	7-11	0-1	3-5	10	4	17	5	2	0	35
55 Harrellson	f	4-8	0-1	1-2	6	2	9	1	0	2	35
12 Knight	g	8-15	3-7	5-7	3	0	24	7	4	0	38
20 Lamb	g	7-8	3-3	3-4	0	3	20	0	2	0	38
34 Liggins	g	1-5	0-3	0-0	3	2	2	0	2	0	15
01 Miller		5-9	3-7	0-0	0	2	13	1	0	2	33
04 Hood		0-0	0-0	0-0	0	0	0	0	0	0	1
30 Vargas		0-1	0-0	0-0	1	1	0	0	0	1	0
TEAM					3						
Totals.....	32-57	9-22	12-18	26	14	85	14	10	5	7	200

	1st	2nd	ot	Tot	FG%	3FG%	FT%	Paint	P-TO	2nd	Bnch
Mississippi St.	40	39	79	472	.545	.895	20	14	12	23	
Kentucky	39	46	85	561	.409	.667	34	14	5	13	

Officials: Ted Valentine, Mike Nance, Jamie Luckie
 Technicals: MSU-Team 1

26

Rupp Arena (24,338)
 Lexington, Ky. • Feb. 19, 2011

South Carolina

Kentucky No. 22/22

59

90

LEXINGTON, Ky. -- Darius Miller scored a career-high 22 points and No. 22 Kentucky had little trouble in a 90-59 win over South Carolina on Saturday.

Terrence Jones added 19 points and 12 rebounds for the Wildcats (19-7, 7-5 SEC), who remained unbeaten at Rupp Arena under coach John Calipari. Kentucky scored the game's first 15 points and led by as much as 36 to push its home winning streak to 32, the second-longest in school history.

The Wildcats knocked down 11 of 20 3-pointers and had five players score at least 11 points, including junior guard DeAndre Liggins, who didn't start for the first time this season.

Malik Cooke led South Carolina (13-12, 4-8) with 12 points but the Gamecocks shot just 34 percent from the floor in losing their fifth straight.

Leading scorers Bruce Ellington and Sam Muldrow combined for 13 points on 3-of-17 shooting as South Carolina suffered its worst loss of the season.

Miller's previous high was 20 in the NCAA Tournament against Wake Forest last season, and he's remained a puzzle this season, mixing solid performances with games where he seems to disappear in plain sight.

That wasn't a problem on Saturday. He hit his first six 3-point attempts

and was active on the glass, grabbing nine rebounds and taking it strong to the basket when he got into the lane.

Miller had plenty of help. Brandon Knight added 12 points and set a career-high with nine assists, Doron Lamb threw in 18 while making his second straight start and Liggins appeared to have no problem coming off the bench.

It was more than enough to overwhelm the Gamecocks and ruin coach Darrin Horn's homecoming.

Kentucky wasted little time taking control. The Wildcats scored the game's first 15 points as the new-look starting lineup had little trouble doing whatever it wanted against the lifeless Gamecocks. Miller hit a pair of 3-pointers during the run, which was capped by a 3-pointer from Lamb.

Malik Cooke finally got the Gamecocks on the board with a dunk, but it hardly mattered. Kentucky quickly pushed the lead to 20 points regardless of whatever defense Horn drew up.

Kentucky zipped through South Carolina's man-to-man, deftly passed out of trouble when the Gamecocks went to a halfcourt trap and shot over their 2-3 zone.

Horn called a couple of timeouts to help the Gamecocks regain their composure, but their leaders were nowhere to be found. Ellington and Smith went a combined 0-for-10 in the first half as Kentucky roared into the locker room up 50-21, tied for its biggest halftime lead this season.

S. Carolina(13-12, 4-8)	FG	3FG	FT	R	F	Pts	A	T	B	S	M
15 Cooke	f	5-10	0-1	2-2	8	2	12	1	4	0	24
24 Harris	f	3-6	0-0	0-0	5	2	6	0	1	2	28
44 Muldrow	f	2-6	1-2	1-2	3	3	6	0	0	0	26
02 Richardson	g	2-6	2-5	0-0	4	2	6	0	1	1	25
23 Ellington	g	1-11	1-9	4-6	3	2	7	5	1	0	31
05 Smith		3-6	1-2	1-1	0	3	8	0	0	0	24
12 Galloway		4-15	1-3	1-3	4	2	10	4	2	0	31
33 Slawson		2-4	0-1	0-0	3	4	4	0	1	0	11
TEAM					4						
Totals.....	22-64	6-23	9-14	34	20	59	10	10	3	6	200

Kentucky (19-7, 7-5)	FG	3FG	FT	R	F	Pts	A	T	B	S	M
03 Jones	f	6-13	1-2	6-7	12	1	19	3	2	0	37
55 Harrellson	f	3-6	0-0	0-0	9	0	6	0	0	0	24
01 Miller	g	6-10	6-8	4-4	9	2	22	0	2	3	37
12 Knight	g	4-9	0-3	4-8	6	4	12	9	1	0	33
20 Lamb	g	5-11	3-5	5-6	1	1	18	1	3	0	32
02 Poole		0-0	0-0	0-0	0	0	0	0	0	0	1
04 Hood		0-1	0-0	0-0	0	0	0	0	0	0	3
05 Polson		0-0	0-0	0-0	0	1	0	0	0	0	1
30 Vargas		0-0	0-0	2-2	2	1	2	0	1	0	4
34 Liggins		5-8	1-2	0-0	3	3	11	2	0	0	28
TEAM					1						
Totals.....	29-58	11-20	21-27	42	13	90	15	10	3	5	200

	1st	2nd	Tot	FG%	3FG%	FT%	Paint	P-TO	2nd	Bnch
S. Carolina	21	38	59	.344	.261	.643	28	11	13	22
Kentucky	50	40	90	.500	.550	.778	28	16	15	13

Officials: J.B. Caldwell, Antonio Petty, Pat Adams
 Technicals: None

27

Bud Walton Arena (13,472)
 Fayetteville, Ark. • Feb. 23, 2011

Kentucky No. 22/22

Arkansas

76

(ot) 77

FAYETTEVILLE, Ark. -- John Pelphrey stormed onto the court with a foot stomp and a hand clap.

The Arkansas coach then proceeded to dish out high fives to everyone he could find.

Pelphrey had plenty of reasons for his emotional outburst after the Razorbacks fought off No. 22 Kentucky for a 77-76 overtime win on Wednesday night. The win was Pelphrey's first in four chances against his alma mater, and it snapped Arkansas' 10-game losing streak to the Wildcats.

Kentucky (19-8, 7-6 Southeastern Conference) led 76-75 in the final minute of overtime and had possession. However, Arkansas' Jeff Peterson picked off an errant pass and passed ahead to Marcus Britt, whose layup put the Razorbacks up 77-76 with 17 seconds remaining.

The Wildcats had several shots in the final seconds, but Brandon Knight's desperation 3-point attempt at the buzzer went long. Kentucky fell to 1-6 on the road in conference play, with its last road win coming at South Carolina on Jan. 22.

Arkansas (17-9, 6-6) had lost four of five SEC games coming in. The Razorbacks started quickly, leading by as many as eight points in the first half, and got standout performances from Rolnei Clarke and Marshawn Powell.

Clarke led Arkansas with 26 points, hitting 11 of 12 free throws. Also, Powell had his best game of the season with 22 points and 10 rebounds.

Knight led Kentucky with 26 points, scoring 15 after halftime to help the Wildcats rally from a 34-32 deficit at the break.

Kentucky opened the second half on a 9-2 run to take a 43-37 lead after a DeAndre Liggins basket inside. The Razorbacks responded with a 10-0 run to go back up 47-37, with Clarke hitting seven straight free throws during the run.

The two teams settled into a back-and-forth affair after that, trading the lead seven more times. Knight put the Wildcats up 70-68 with a jumper in the final minute, but Arkansas' Julysse Nobles collected his own miss on the following possession and then drove in for a layup to tie it at 70.

Knight had a pair of open 3-point attempts on UK's final possession in regulation, but he missed both to send the game into overtime.

Knight connected on a jumper to give the Wildcats a 72-70 lead early in overtime. Powell answered at the other end for Arkansas, which had lost all three of its previous overtime games this season before Wednesday.

Nobles gave Arkansas its first lead of the extra period with an off-balance 3-pointer from the corner to go up 75-74, but Terrence Jones answered with a jumper.

Moments later, Britt deflected a pass by Knight that Peterson collected. He then looked ahead and found a streaking Britt for the game-winning layup as the Razorbacks improved to 15-2 in Fayetteville this season.

Kentucky (19-8, 7-6)	FG	3FG	FT	R	F	Pts	A	T	B	S	M	
03 Jones	f	5-12	0-1	0-2	8	1	10	1	2	4	1	39
55 Harrellson	f	5-7	0-1	2-2	14	3	12	2	1	3	1	42
01 Miller	g	5-13	1-5	2-2	8	1	13	1	0	2	1	44
12 Knight	g	8-23	1-8	9-9	8	4	26	5	3	0	0	43
20 Lamb	g	1-5	0-2	0-0	0	3	2	0	1	1	0	16
30 Vargas	g	0-0	0-0	0-0	0	1	0	0	0	0	0	2
34 Liggins	g	6-11	1-2	0-0	5	3	13	1	1	1	1	39
TEAM												3
Totals.....		30-71	3-19	13-15	46	16	76	10	8	11	4	225

Arkansas (17-10, 6-7)	FG	3FG	FT	R	F	Pts	A	T	B	S	M	
21 Johnson	f	3-9	0-0	0-2	7	1	6	0	1	2	0	34
33 Powell	f	9-19	2-3	2-2	10	2	22	1	2	0	0	39
12 Britt	g	3-7	0-3	0-0	2	3	6	1	1	2	1	32
15 Clarke	g	6-16	3-9	11-12	3	0	26	1	2	1	1	44
30 Peterson	g	3-5	0-0	1-1	6	4	7	2	0	0	0	19
01 Wade	g	0-3	0-2	0-0	2	2	0	1	0	0	1	10
05 Bryant	g	0-2	0-0	0-0	0	0	0	0	0	0	0	5
23 Nobles	g	4-10	2-4	0-1	1	4	10	1	1	1	0	30
31 Sanchez	g	0-2	0-0	0-0	4	2	0	0	1	0	0	12
TEAM												8
Totals.....		28-73	7-21	14-18	43	18	77	7	8	6	3	225

	1st	2nd	OT	Tot	FG%	3FG%	FT%	Paint	P-T	2nd Bnch	
Kentucky	32	38	6	76	.423	.158	.867	36	5	20	13
Arkansas	34	36	7	77	.384	.333	.778	40	10	18	10

Officials: Anthony Jordan, Mark Whitehead, Gary Maxwell
 Technicals: UK-Liggins 1

28

Rupp Arena (24,346)
 Lexington, Ky. • Feb. 26, 2011

Florida No. 13/13

Kentucky No. 22/22

68

76

LEXINGTON, Ky. -- Darius Miller let the 3-pointer fly from the top of the key. When it splashed through the net to clinch Kentucky's biggest victory of the season, the normally reserved forward turned and briefly stuck his tongue out in celebration.

Miller scored a career-high 24 points and the 22nd-ranked Wildcats surged past No. 13 Florida 76-68 on Saturday, the kind of confidence-boosting victory Kentucky desperately needed following another late-game road meltdown against Arkansas on Wednesday that left coach John Calipari questioning his team's toughness.

Against the Gators, he got some answers, particularly from Miller. Calipari openly challenged Miller after a loss at Florida three weeks ago, pointing out his mistakes in a tough 70-68 defeat.

Miller atoned with the best game of his career, adding five rebounds, three assists and three steals in 35 energetic minutes.

Brandon Knight added 16 points and six assists without turning it over as the Wildcats (20-8, 8-6 Southeastern Conference) won their 33rd straight home game and gave Calipari his 500th career victory.

Kenny Boynton led Florida (22-6, 11-3) with 21 points and Chandler Parsons added 15 points and eight rebounds. But the Gators, who clinched a share of the SEC East title with a win over Georgia on Thursday night, couldn't keep up with the Wildcats in the second half.

Fighting for loose balls, crashing the offensive boards and trying to keep Parsons in check, Miller kept Kentucky perfect at home under Calipari and gave the Wildcats a much-needed morale boost.

Kentucky took control of a tight game with a 10-2 burst midway through the second half to get some breathing room at 58-49.

The Gators answered with a 3-pointer in the corner by Parsons and drew within 61-56 on a layup by Parsons, who appeared to be just fine in his second game back from a painful thigh bruise.

Enter Miller, who has been a puzzle at times during his up-and-down career but finally seems to be figuring it out. He lit up South Carolina for 22 points in a blowout victory last week but there was more to his play this time than hot shooting.

Dared by Calipari to live up to his sizable potential, Miller chased down a 3-point miss by Lamb shortly after checking back in with 4:51 to go. Kentucky reset and Miller moved to the top of the key. The Wildcats went inside to Terrence Jones, who kicked it back out to Miller. He calmly drilled the 3-pointer to push the lead to 69-58 with 4:13 left and Kentucky was able to close it out.

Florida (22-6, 11-3)	FG	3FG	FT	R	F	Pts	A	T	B	S	M	
23 Tyus	f	4-9	0-0	1-3	4	3	9	0	1	0	0	21
25 Parsons	f	6-11	1-3	2-3	8	4	15	7	1	0	0	37
32 Macklin	c	5-10	0-0	0-0	5	3	10	1	2	0	0	31
01 Boynton	g	7-13	5-9	2-2	2	2	21	4	1	0	0	29
11 Walker	g	2-11	1-6	5-5	5	3	10	3	2	0	2	36
04 Young	g	0-0	0-0	0-0	3	2	0	1	1	1	0	20
05 Wilbekin	g	0-0	0-0	0-0	0	1	0	2	1	0	1	15
15 Yeguede	g	0-0	0-0	0-0	0	1	0	0	0	0	0	2
24 Prathe	g	0-0	0-0	0-0	1	1	0	0	1	0	0	3
33 Murphy	g	1-2	1-1	0-0	1	1	3	0	0	0	0	6
TEAM												3
Totals.....		25-56	8-19	10-13	32	21	68	18	11	1	3	200

Kentucky (20-8, 8-6)	FG	3FG	FT	R	F	Pts	A	T	B	S	M	
03 Jones	f	4-11	0-1	0-2	9	3	8	1	2	2	1	28
55 Harrellson	f	3-6	0-1	0-0	12	1	6	1	1	0	0	34
01 Miller	g	9-15	2-4	4-5	5	2	24	3	1	3	0	35
12 Knight	g	5-10	2-3	4-5	0	3	16	6	0	0	0	37
20 Lamb	g	6-9	2-4	0-1	3	2	14	0	1	0	0	30
02 Poole	g	0-0	0-0	0-0	0	0	0	0	0	0	0	0+
04 Hood	g	0-0	0-0	0-0	0	1	0	0	0	0	0	4
30 Vargas	g	0-0	0-0	0-0	1	0	0	0	0	2	0	5
34 Liggins	g	3-7	1-1	1-2	2	2	8	1	1	0	0	27

TEAM	2		1	
Totals.....	30-58	7-14	9-15	34 14 76 12 7 7 1 200

	1st	2nd	Tot	FG%	3FG%	FT%	Paint	P-TO	2nd Bnch
Florida	33	35	68	.446	.421	.769	26	6	1 3
Kentucky	34	42	76	.517	.500	.600	36	9	11 8

Officials: Doug Simmons, Ed Corbett, Antinio Petty
 Technicals: None

29

Rupp Arena (24,275)
 Lexington, Ky. • March 1, 2011

Vanderbilt No. 21/20	66
Kentucky No. 20/23	68

LEXINGTON, Ky. -- Kentucky hadn't lost a game at Rupp Arena in two years. There was no way the Wildcats were going to let Vanderbilt ruin senior center Josh Harrellson's going away party.

An exhausted Harrellson flustered Vanderbilt's Festus Ezeli into mishandling a lob pass in the final second, allowing the 20th-ranked Wildcats to beat the 21st-ranked Commodores 68-66 on Tuesday night and finally win a close game.

Harrellson, the only player honored on Senior Night, walked off the court one last time thumping his hands to his chest as Kentucky (21-8, 9-6) at last solved its late-game woes.

The Wildcats showed plenty of grit in the final 1:36 with freshmen Brandon Knight and Terrence Jones combining to make 7 of 8 free throws as Kentucky won its 34th straight home game, the third-longest streak in school history.

Knight finished with 17 points and Jones added 15 points and nine rebounds for Kentucky, which avenged a loss at Vanderbilt on Feb. 12 by slowing down star John Jenkins.

Ezeli led the Commodores (21-8, 9-6) with 22 points, 13 rebounds and three blocks but also turned it over three times.

Kentucky led by as many as 15 points before Lance Goulbourne gave the Commodores their first lead of the game on a driving layup with 4:25 remaining.

Things were just starting to get interesting. The teams traded the lead four times before Jones put Kentucky up for good with a free throw with 52 seconds left and Harrellson followed by blocking Vanderbilt's Jeffery Taylor then swiped a loose ball out of Ezeli's hands.

Jones hit two free throws to put Kentucky up 66-63 with 18 seconds to go. Goulbourne made a layup to get Vanderbilt back within one with 8.6 seconds left before Knight calmly drained two more free throws to push the lead back to three.

Kentucky intentionally fouled Vanderbilt's Brad Tinsley near midcourt to protect the lead. He hit the first free throw and intentionally missed the second but couldn't quite chase down the rebound in the corner.

The Wildcats inbounded to Jones, who stood on the sideline for a second waiting to be fouled. He stepped out of bounds instead and the Commodores had one last shot.

The pass came to Ezeli, who had bulled his way through the lane all night. He couldn't quite control the pass however, and the ball ended up in Harrellson's hands as time expired.

Jones, who has slumbered through slow starts recently, appeared energized. He wasn't the only one. Taking a cue from Harrellson, the Wildcats attacked the offensive glass relentlessly. Even freshman guard Doron Lamb and center Eloy Vargas got involved.

The Commodores rallied, but it wasn't enough to keep Harrellson from walking off the court pounding his chest after the final horn as the crowd - some of them wearing the jeans shorts that is Harrellson's off-the-court trademark - roared.

Vanderbilt (21-8, 9-6)	FG	3FG	FT	R	F	Pts	A	T	B	S	M
03 Ezeli	c	8-13	0-0	6-9	13	1	22	0	3	3	1 36
01 Tinsley	g	4-8	0-1	1-2	2	1	9	9	0	0	0 34
05 Goulbourne	g	3-9	0-1	0-0	9	3	6	0	2	0	0 30
23 Jenkins	g	5-10	2-5	4-4	1	0	16	2	1	0	1 33
44 Taylor	g	6-14	0-2	1-2	6	4	13	1	5	0	2 39
11 Fuller		0-2	0-1	0-0	1	4	0	1	0	0	0 9
33 Tchiengang		0-2	0-1	0-0	1	2	0	0	0	0	0 12

TEAM	0-0	0-0	0-0	0	1	0	0	0	0	0	7
Totals.....	26-58	2-11	12-17	36	16	66	13	12	3	4	200

Kentucky (21-8, 9-6)	FG	3FG	FT	R	F	Pts	A	T	B	S	M
03 Jones	f	5-12	1-1	4-6	9	0	15	1	4	1	1 37
55 Harrellson	f	4-6	0-1	0-0	9	4	8	0	1	4	3 36
01 Miller	g	5-9	1-2	1-1	0	3	12	0	1	0	2 28
12 Knight	g	5-14	1-1	6-6	6	2	17	3	3	0	0 36
20 Lamb	g	3-11	0-2	3-4	3	2	9	2	0	0	0 31
30 Vargas		1-1	0-0	0-0	1	3	2	0	0	0	0 4
34 Liggins		2-6	1-3	0-0	4	0	5	0	0	1	0 28
Totals.....	25-59	4-10	14-17	34	14	68	6	9	6	6	200

	1st	2nd	Tot	FG%	3FG%	FT%	Paint	P-TO	2nd Bnch
Vanderbilt	29	37	66	.448	.402	.706	44	9	12 0
Kentucky	40	28	68	.424	.400	.824	40	13	18 7

Officials: Ted Valentine, Jim Burr, Mike Roberts
 Technicals: None

30

Thompson-Boling Arena (21,678)
 Knoxville, Tenn. • March 6, 2011

Kentucky No. 20/23	64
Tennessee	58

KNOXVILLE, Tenn. -- Brandon Knight scored 17 of his 19 points in the second half, and No. 20 Kentucky beat Tennessee 64-58 on Sunday.

The Wildcats (22-8, 10-6 Southeastern Conference) finished second in the SEC East to clinch a first-round bye for the conference tournament and earned only their second SEC road win of the season.

The Volunteers (18-13, 8-8) could have finished second in the East by beating Kentucky but dropped to fifth. This is their first season with eight home losses since 1994-95. Tennessee faces Arkansas in the opening round of the SEC tournament.

Knight, who played all 40 minutes, had been held scoreless in the first half until he took a pass from DeAndre Liggins down the floor to hit a layup just before the halftime buzzer. The basket cut Tennessee's advantage to 29-22 after the Vols opened the game with a 7-0 run and led by as many as 10 points.

Kentucky and Knight came out of halftime hot. The Wildcats scored the first seven points and Knight hit three 3-pointers in the opening 5 minutes of the half, the second of which tied the score at 29-29 with 18:15 to play.

The Cats led by eight points with 11:23 to go after a fast-break layup by Knight, but Tennessee got six free throws in 45 seconds to come back. Kenny Hall hit a jumper to give Tennessee a 52-51 lead with 5:56 left.

Terrence Jones answered with a layup 36 seconds later to retake the lead for Kentucky, which used free throws and Darius Miller's 3 to hold off the Vols.

Jones had 15 points and 12 rebounds, and Miller also scored 15. Tobias Harris led Tennessee with 18 points. Scotty Hopson, who had averaged 24 points in his last five games against Kentucky, finished with 13.

Kentucky (22-8, 10-6)	FG	3FG	FT	R	F	Pts	A	T	B	S	M
03 Jones	f	3-15	0-2	9-15	12	1	15	3	2	2	0 36
55 Harrellson	f	0-2	0-0	0-0	5	3	0	1	2	2	0 24
01 Miller	g	5-10	2-3	3-4	4	4	15	0	2	0	2 36
12 Knight	g	5-15	3-7	6-6	3	3	19	2	3	0	1 40
20 Lamb	g	2-5	2-5	0-0	1	5	6	1	1	0	1 26
04 Hood		0-0	0-0	0-0	0	0	0	0	0	0	0 3
30 Vargas		1-1	0-0	1-2	1	0	3	0	0	1	0 7
34 Liggins		3-5	0-1	0-0	6	5	6	3	0	0	0 28
Totals.....	19-53	7-18	19-27	38	21	64	10	10	5	4	200

Tennessee (18-13, 8-8)	FG	3FG	FT	R	F	Pts	A	T	B	S	M
12 Harris	f	7-13	1-5	3-3	6	3	18	0	2	0	1 34

25	Fields	c	1-2	0-0	0-2	2	3	2	0	0	0	0	6
02	Goins	g	3-4	1-1	2-2	2	3	9	3	3	1	3	32
23	Tatum	g	2-6	0-1	5-6	3	2	9	3	2	0	1	24
32	Hopson	g	2-10	0-1	9-11	3	3	13	1	2	0	0	34
11	Golden		0-1	0-0	0-0	0	0	0	2	0	0	1	9
13	McBee		0-1	0-1	0-0	1	1	0	0	0	0	0	6
20	Hall		3-6	0-0	0-0	6	0	6	0	1	1	0	21
22	Pearl		0-2	0-0	0-0	3	4	0	0	0	1	0	7
24	Bone		0-1	0-0	0-0	2	2	0	0	0	0	1	16
34	Maymon		0-1	0-0	1-2	2	2	1	0	0	0	0	11
TEAM			1										
Totals.....			18-47	2-9	20-26	31	23	58	9	10	3	7	200

	1st	2nd	Tot	FG%	3FG%	FT%	Paint	P-T	2nd	BncH
Kentucky	22	42	64	.358	.389	.704	22	14	16	9
Tennessee	29	29	58	.383	.222	.769	32	15	7	7

Officials: Tony Greene, Anthony Jordan, Mike Nance
 Technicals: None

12	Knight	g	5-15	0-6	7-10	6	1	17	6	4	0	0	39
20	Lamb	g	7-10	3-4	2-4	4	3	19	3	1	0	1	39
04	Hood		0-2	0-1	0-0	1	0	0	0	1	0	1	5
30	Vargas		0-0	0-0	0-0	2	0	0	0	0	0	0	6
34	Liggins		2-3	0-0	0-0	6	4	4	1	2	2	1	26
TEAM			3										
Totals.....			28-59	4-16	15-23	43	17	75	13	11	4	4	200

	1st	2nd	Tot	FG%	3FG%	FT%	Paint	P-T	2nd	BncH				
Ole Miss (20-13, 7-9)FG	17	9	26	.471	.333	.750	17	10	3	0				
01	Henry	f	7-12	2-2	1-4	12	4	17	0	3	0	2	35	
02	Buckner	f	0-1	0-0	0-2	3	4	0	1	1	0	1	0	21
05	Nelson	g	4-10	1-6	5-7	4	2	14	0	0	0	1	28	
12	Warren	g	5-20	4-15	6-6	1	2	20	3	4	0	0	39	
32	Graham	g	3-10	1-7	4-4	3	1	11	1	0	0	0	33	
15	Short		1-4	0-0	0-0	7	4	2	0	1	1	1	20	
20	Williams		0-0	0-0	0-0	2	1	0	1	0	0	0	12	
23	Gaskins		0-1	0-0	2-2	0	2	2	1	1	0	0	2	
42	Cox		0-1	0-0	0-0	0	0	0	0	0	0	0	2	
TEAM			4											
Totals.....			20-59	8-30	18-25	36	20	66	7	10	2	6	200	

	1st	2nd	Tot	FG%	3FG%	FT%	Paint	P-T	2nd	BncH
Kentucky	36	39	75	.475	.250	.652	42	12	10	4
Ole Miss	29	37	66	.339	.267	.720	20	8	8	4

Officials: Tony Greene, Mike Nance, Pat Evans
 Technicals: None

31

Georgia Dome (21,875)
Atlanta, Ga. • March 11, 2011

Ole Miss

Kentucky No. 15/16

66

75

ATLANTA, Ga. -- Doron Lamb scored 19 points and fellow freshman Brandon Knight had 17 to lead No. 15 Kentucky past Mississippi 75-66 in the Southeastern Conference tournament quarterfinals.

Knight made five free throws in the final 41 seconds as Kentucky (23-8), which never trailed, held off Ole Miss. The Rebels trailed 68-66 following Chris Warren's 3-pointer with 1:45 remaining, but didn't score again.

Warren had 20 points for Mississippi (20-13) but shot only 5 of 20 from the field.

Darius Miller led 15 points and Josh Harrellson 13 for Kentucky, which will play Alabama in Saturday's first semifinal.

Terrence Henry had 17 points and 12 rebounds and Dundercous Nelson added 14 points for Ole Miss, which likely awaits a spot in the NIT.

Lamb, one of three freshmen starters, helped Kentucky continue an old tradition of SEC tournament success in Atlanta and against Ole Miss. Kentucky is 15-0 in the tournament against the Rebels.

The Wildcats improved to 20-7 in tournament games in Atlanta. They've won five tournaments in "Cat-lanta," most recently in 2004.

Kentucky appeared to be on the verge of pulling away when a basket by DeAndre Liggins gave the Wildcats a 51-39 lead about 5 minutes into the second half.

The Rebels answered with a 9-0 run, capped by a steal and basket by Nelson to cut it to 51-48. Nelson's 3-pointer a minute later brought the Rebels within 53-51.

Kentucky recovered to lead 64-56 on a jam by Terrence Jones, but the Rebels pulled back to within 66-63 with 3:10 remaining on Reginald Buckner's basket.

Ole Miss was trying to beat Kentucky for the second time this season. Warren's 3-pointer with 2.9 seconds remaining lifted the Rebels to a 71-69 victory over then-No. 10 Kentucky on Feb. 1.

The bearded Warren struggled in the first half. His only field goal on seven tries was a 3 with 1:30 remaining.

Henry made each of his two 3-pointers for the Rebels in the half. The rest of the team went 2 of 11.

Lamb matched his season average by scoring 13 points in the first half, including two early 3-pointers.

Jones, the freshman who averages 17.1 points and an SEC-leading 9.2 rebounds, left the game for only a couple of minutes after he was called for his fourth foul with 10:53 remaining. He had seven points and seven rebounds.

	1st	2nd	Tot	FG%	3FG%	FT%	Paint	P-T	2nd	BncH			
Kentucky (23-8, 10-6)FG	3	11	14	.429	.250	.714	14	10	3	0			
03	Jones	f	3-11	0-2	1-3	7	4	7	1	0	1	0	24
55	Harrellson	f	5-7	0-0	3-4	7	1	13	0	1	1	0	35
01	Miller	g	6-11	1-3	2-2	7	4	15	2	1	0	1	26

32

Georgia Dome (21,728)
Atlanta, Ga. • March 12, 2011

Kentucky No. 15/16

Alabama

72

58

ATLANTA, Ga. -- Brandon Knight finally got rolling in Atlanta, scoring 10 straight points to blow it open, and Kentucky romped to a 72-58 semifinal victory over Alabama on Saturday.

But the closing minutes, with Kentucky way out in front, must have been disconcerting to the Bluegrass faithful. Calipari only has six players in his rotation—including three freshmen—and as the clock ticked down, the Wildcats still had four starters and main backup DeAndre Liggins on the court.

First, Liggins tumbled to the court hard and limped to the locker room. Then, Doron Lamb went down going for a rebound, spraining his left ankle. He rolled around in obvious pain and couldn't put any pressure on it as he was helped to the bench by teammate Josh Harrellson and a member of the basketball staff.

Liggins called his injury just a "minor tweak" to the ankle. Lamb's appeared more serious, with Calipari saying he could be doubtful for Sunday's SEC title game against regular-season champion Florida, a 77-66 victor over Vanderbilt.

The coach said he kept his starters in the game because Alabama was pressing on every possession, fighting to the very end to cut into its big deficit.

That said, he's decided that this is the way it must be. Kentucky will only go with six players right on into the NCAA tournament, assuming he can keep them all healthy.

UK (24-8) raced to a 37-21 halftime lead, even with Knight missing all four of his shots. Alabama (21-11) scored two quick baskets to start the second half before the freshman guard put an end to any thought of another big comeback by the Crimson Tide.

He knocked down his first two 3-pointers of the tournament, bolted into the lane for a layin and came off a screen to swish another jumper with a hand in his face, stretching UK's lead to 51-30.

Lamb led the Wildcats with 15 points, while Harrellson and Liggins had 14 apiece, Knight 12 and Darius Miller 10.

Knight, the freshman who makes Kentucky go, got off to a slow start in Atlanta. He was only 5 of 15—including 0 of 6 from 3-point range—in a quarterfinal victory over Mississippi. He missed three more 3s in the opening half against Alabama, leaving him scoreless beyond the arc.

Alabama was coming off an improbable victory over Georgia in the quarterfinals, rallying from a 14-point deficit in the final 7 minutes and win-

ning in overtime.

As usual, the Wildcats felt right at home in the SEC tournament, with virtually the entire crowd at the Georgia Dome dressed in blue. That's especially the case in Atlanta, which the Kentucky fans have renamed "Catalanta."

Kentucky (24-8, 10-6)	FG	3FG	FT	R	F	Pts	A TO	B	S	M	
03 Jones	f	2-9	0-0	3-4	5	2	7	1	1	2	32
55 Harrellson	f	6-9	0-1	2-2	10	4	14	1	1	1	33
01 Miller	g	4-9	2-5	0-4	4	2	10	4	1	1	36
12 Knight	g	4-11	2-7	2-3	2	2	12	7	2	0	38
20 Lamb	g	6-10	2-4	1-3	2	2	15	0	0	0	22
02 Poole	0-0	0-0	0-0	0	0	0	0	0	0	0	1
04 Hood	0-0	0-0	0-0	0	0	0	0	1	0	0	1
05 Polson	0-0	0-0	0-0	0	0	0	0	0	0	0	1
30 Vargas	0-0	0-0	0-0	0	0	0	0	0	0	0	2
34 Liggins	5-6	3-3	1-2	9	3	14	3	1	0	0	34
TEAM											
Totals.....	27-54	9-20	9-14	32	15	72	16	7	3	4	200

Alabama (21-11, 12-4)	FG	3FG	FT	R	F	Pts	A TO	B	S	M	
01 Green	f	3-8	0-0	6-6	9	3	12	1	0	1	30
05 Mitchell	f	6-13	1-3	3-6	6	0	16	2	0	0	31
44 Hines	f	3-4	0-0	0-0	6	5	6	3	0	1	29
12 Releford	g	5-11	0-2	0-1	3	4	10	4	2	0	35
24 Davis	g	3-6	3-6	0-0	2	2	9	1	3	0	29
02 Hankerson	0-1	0-0	0-0	1	0	0	0	0	0	0	3
04 Engstrom	0-0	0-0	0-0	0	0	0	0	0	0	0	1
10 Eblen	0-0	0-0	0-0	0	2	0	0	0	0	0	5
11 Carter	0-0	0-0	0-0	0	0	0	0	0	0	0	1
21 Hillman	0-4	0-0	0-0	1	1	0	1	2	0	0	12
22 Steele	2-6	1-2	0-0	3	0	5	1	0	0	1	24
TEAM											
Totals.....	22-53	5-13	9-13	32	17	58	10	1	4	200	

	1st	2nd	Tot	FG%	3FG%	FT%	Paint	P-TO	2nd Bnch	
Kentucky	37	35	72	.505	.450	.643	28	14	8	14
Alabama	21	37	58	.415	.385	.692	26	11	7	5

Officials: Anthony Jordan, Gary Maxwell, Mike Nance
 Technicals: None

33

Georgia Dome (21,409)
 Atlanta, Ga. • March 13, 2011

Kentucky No. 15/16

Florida No. 12/12

70

54

ATLANTA, Ga. -- Brandon Knight scored 17 points, Darius Miller hit two crucial 3-pointers and No. 15 Kentucky cruised to another Southeastern Conference tournament title, routing regular-season champion Florida 70-54 on Sunday.

The 12th-ranked Gators (26-7) had a miserable day shooting, especially guards Kenny Boynton and Erving Walker. They combined to go 7 of 26 from the field, their woes epitomizing in the closing minutes when they put up back-to-back airballs trying desperately to bring Florida back.

Kentucky (25-8) streaked into the NCAAs with its sixth straight win, second straight SEC tournament crown and 27th title overall--more than every other school combined.

Florida trailed at halftime for the third straight game. The Gators came back against Tennessee and Vanderbilt, but they were doomed when Kentucky pushed it out to a 14-point lead with just over 9 minutes remaining on consecutive 3s by Miller, who was named tournament MVP.

Even with one of those newcomers, Doron Lamb, plagued by a sprained ankle, the Wildcats appear to be a team that is all grown up at the most important time of year. They have won eight of nine--the only loss in that stretch an overtime setback at Arkansas--and surely improved their seeding for the tournament that really matters.

Miller hit 6 of 8 shots, grabbed six rebounds and finished with 15

points. Freshman Terrence Jones chipped in with 16 points. And Knight, the third youngster, ran the show with four assists and capped the big win with a thunderous dunk in the final minute.

Hardly looking like a team with so much youth, Kentucky turned it over just six times. Florida had 14 turnovers, and no one stepped up as the game got away. The ultra-quick Walker tried putting up jumpers and penetrating the lane, not having much success at either. He shot just 3 of 10 and had eight points.

Chandler Parsons added to the woes with a 4-of-12 performance to finish with nine points.

The shooting problems carried over the foul line, where the Gators made just 3 of 8.

Lamb sprained his left ankle in the closing minutes of a semifinale victory over Alabama. He went through pregame warmups, then started out on the bench, with DeAndre Liggins taking his place in the lineup.

The freshman checked in just ahead of the second TV timeout and seemed to move around without much problem, though he wasn't a major factor in the game. He played 23 minutes and scored six points.

Kentucky (25-8, 10-6)	FG	3FG	FT	R	F	Pts	A TO	B	S	M	
03 Jones	f	4-10	1-1	7-8	7	2	16	0	3	1	34
55 Harrellson	f	2-5	0-0	0-0	8	2	4	2	0	0	1
01 Miller	g	6-8	2-3	1-1	6	3	15	1	1	2	37
12 Knight	g	5-14	2-6	5-6	1	1	17	4	2	0	37
34 Liggins	g	1-5	1-1	7-8	5	3	10	3	2	1	27
02 Poole	0-0	0-0	0-0	0	0	0	0	0	0	0	1
04 Hood	0-0	0-0	0-0	0	0	0	0	1	0	0	1
05 Polson	0-0	0-0	0-0	0	0	0	0	0	0	0	1
20 Lamb	2-6	0-3	2-2	0	1	6	1	1	0	0	23
30 Vargas	0-0	0-0	2-4	4	3	2	0	0	0	1	10
TEAM											
Totals.....	20-48	6-14	24-29	32	15	70	11	6	6	6	200

Florida (26-7, 12-4)	FG	3FG	FT	R	F	Pts	A TO	B	S	M	
23 Tyus	f	2-3	0-0	1-2	2	2	5	0	1	1	0
25 Parsons	f	4-12	0-4	1-2	10	3	9	1	2	0	0
32 Macklin	f	3-5	0-0	1-3	2	2	7	2	5	1	0
01 Boynton	g	4-16	2-6	0-0	2	2	10	5	2	0	34
11 Walker	g	3-10	2-6	0-0	3	3	8	1	2	0	27
04 Patric	2-5	0-0	0-0	7	3	4	0	0	2	0	18
05 Wilbekin	3-4	2-2	0-0	1	4	8	2	1	1	1	20
24 Casey	0-0	0-0	0-0	0	1	0	0	0	0	0	2
33 Murphy	1-2	1-2	0-1	2	2	3	0	1	0	0	10
TEAM											
Totals.....	22-57	7-20	3-8	37	22	54	11	14	5	1	200

	1st	2nd	ot	Tot	FG%	3FG%	FT%	Paint	P-TO	2nd Bnch
Kentucky	34	36	70	417	.429	.828	.16	20	13	8
Florida	29	25	54	386	.350	.375	.28	4	13	15

Officials: Tony Greene, Doug Shows, Ron Groover
 Technicals: UF-Boynton 1

34

St. Pete Times Forum (14,835)
 Tampa, Fla. • March 17, 2011

Princeton

Kentucky No. 11/10

57

59

TAMPA, Fla. -- Brandon Knight missed his first seven shots and even found himself on the bench in the final minute against Princeton.

His confidence could have been shaken. His ego could have been bruised. After all, he was a freshman playing in his first NCAA tournament game.

Then again, Knight's no ordinary newcomer. Held scoreless for more than 39 minutes, Knight made a driving layup with 2 seconds remaining to lift No. 4 seed Kentucky to a 59-57 win over 13th-seeded Princeton on Thursday.

The Tigers (25-7) shut Knight down much of the game, doubling him on drives, putting a hand in his face on the perimeter and contesting every

shot.

A day earlier, Calipari proclaimed, "You can't count on freshmen." He pulled Knight down the stretch in favor of a taller defender. But with the game on the line, Calipari put the ball in Knight's hands.

The kid delivered, and Big Blue advanced to face West Virginia in the East regional Saturday.

Knight's winner was the biggest contribution Kentucky (26-8) got from its trio of talented freshmen. Terrence Jones finished with 10 points, Doron Lamb added seven and Knight failed to reach double figures for the first time in 29 games.

With those guys off, upperclassmen carried the Wildcats most of the way. Darius Miller scored 17 points, and lone senior Josh Harrellson added 15 points and 10 rebounds.

DeAndre Liggins chipped in eight points, including a 3-pointer with 5:38 remaining and a driving bank shot with a little more than a minute to play.

But Princeton, the school known for scaring - and even beating - some of college basketball's most storied programs in the NCAA tournament, never gave up.

Kareem Maddox hit a turnaround jumper with 57.8 seconds remaining, and Dan Mavraides sank a step-back jumper with 36.7 seconds left that tied the game.

Calipari called timeout and got Knight back into the game. Knight dribbled the ball near midcourt, keeping an eye on the dwindling clock, and started moving with about 10 seconds left. He broke down one defender, blew by Maddox - the Ivy League's defensive player of the year - and floated a perfect shot off the backboard.

Knight's teammates erupted, as did the boisterous Kentucky faithful who filled the St. Pete Times Forum. The Tigers had one final chance, but they failed to get off a shot before the buzzer.

The Wildcats were relieved. Princeton coach Sydney Johnson was heartbroken. He cried during his postgame news conference, which came minutes after he brought his players back on the court for a curtain call.

Still, there's little Johnson would have done differently down the stretch.

35

St. Pete Times Forum (17,771)
Tampa, Fla. • March 19, 2011

West Virginia

No. 22/NR

63

Kentucky

No. 11/10

71

TAMPA, Fla. -- It's not taking Brandon Knight long to build an impressive resume in the NCAA tournament.

A game-winning shot in the closing seconds of his debut. A career-best 30 points in his next game, helping Kentucky back into the round of 16.

Less than 48 hours after his only basket helped the fourth-seeded Wildcats survive their tourney opener against Princeton, Knight led an 11-0 run coming out of halftime and made six free throws in the final minute to close out a 71-63 victory over fifth-seeded West Virginia.

Not bad for a freshman who's coping with the pressure that comes with playing in the NCAAs, while also carrying the hopes of one of college basketball's most storied programs on his shoulders.

And, Kentucky coach John Calipari isn't surprised, comparing the young star's work ethic to that of Derrick Rose, who played for Calipari while leading Memphis to the Final Four as a freshman.

Kentucky (27-8) advanced to the East regional semifinals in Newark, N.J. against either No. 1 seed Ohio State or eighth-seeded George Mason. It's the second trip to the round of 16 in as many seasons under Calipari.

West Virginia, which reached the Final Four a year ago by beating Kentucky in the regional final, led 41-33 after closing the opening half on a 22-7 run. But Kentucky scored the first 11 points coming out of the break and eventually wore down the Mountaineers (22-12).

Josh Harrellson delivered eight of his 15 points during the pivotal stretch of the second half that Kentucky used to gain control. Terrence Jones overcame a slow start offensively to finish with 12 points and 10 rebounds, and each one of Knight's four assists produced easy baskets for teammates.

Joe Mazzulla led West Virginia with 20 points, but the 6-foot-3 senior guard only had five after halftime. Darryl Bryant scored 15 before fouling out in the final minute, and Casey Mitchell came off the bench to add 11 and help the Mountaineers stay in the game.

For Calipari, it was just his second victory in 10 matchups with close friend Huggins. The two embraced after the final horn.

West Virginia relied almost exclusively on man-to-man defense Saturday. And even though Kentucky shot 56.5 percent in the opening half, the Wildcats turned the ball over seven times and didn't get a lot of open looks at the baskets after getting off to its quick start.

Knight scored 14 of his team's first 21 points, and Kentucky was in relatively good shape at the half despite not getting much production from it's other two freshmen starters - Jones and Doron Lamb - or junior Darius Miller. Lamb sat most of the opening half with three fouls and remained on the bench to start the second half, when the Wildcats used the 6-foot-6 DeAndre Liggins to try to slow down Mazzulla.

Princeton (25-7)												
	FG	3FG	FT	R	F Pts	A TO	B	S	M			
22 Saunders	f	0-1	0-1	0-0	2	0 0	1 0	0 1	12			
34 Hummer	f	5-10	0-0	1-2	8	2 11	0 1	2 1	31			
44 Connolly	c	2-4	0-0	0-0	3	2 4	1 1	0 0	35			
20 Davis	g	5-14	1-7	2-2	3	2 13	3 0	0 1	35			
33 Mavraides	g	6-12	2-5	0-0	5	3 14	1 2	0 2	35			
02 Maddox		5-7	0-0	2-2	3	0 12	2 1	0 3	31			
05 Bray		0-2	0-1	0-0	0	1 0	0 0	0 0	6			
24 Barrett		1-2	0-0	1-1	3	1 3	0 1	0 0	15			
TEAM					1							
Totals.....	24-52	3-14	6-7	28	11	57	8	6	2	8	200	

Kentucky (26-8)												
	FG	3FG	FT	R	F Pts	A TO	B	S	M			
03 Jones	f	4-8	1-1	1-2	2	3 10	0 1	2 0	28			
55 Harrellson	f	7-8	0-0	1-4	10	0 15	0 1	1 4	37			
01 Miller	g	6-11	2-6	3-3	4	1 17	3 2	1 0	38			
12 Knight	g	1-8	0-1	0-0	2	0 2	5 1	0 0	29			
20 Lamb	g	3-7	0-0	1-2	3	1 7	1 3	0 1	34			
30 Vargas	0-0	0-0	0-0	2	1	0 1	0 0	2 0	3			
34 Liggins		3-5	2-3	0-0	2	2 8	2 1	1 0	31			
TEAM					1							
Totals.....	24-47	5-11	6-11	26	8	59	12	9	7	5	200	

	1st	2nd	Tot	FG%	3FG%	FT%	PaintP	TO2nd	Bnch
Princeton	33	24	57	.462	.214	.857	30	15	9
Kentucky	34	25	59	.511	.455	.545	34	4	7

Officials: Pat Driscoll, Michael C. Irving, Larry R. Spaulding
Technical: None

West Virginia (21-12)												
	FG	3FG	FT	R	F Pts	A TO	B	S	M			
02 Thoroughman	f	1-1	0-0	1-3	7	4 3	1 1	0 1	24			
05 Jones	f	3-7	1-2	1-1	9	3 8	0 2	0 0	40			
41 Flowers	f	1-3	0-1	0-0	1	3 2	0 0	0 0	17			
21 Mazzulla	g	7-12	1-3	5-7	3	4 20	4 3	1 1	37			
25 Bryant	g	5-12	3-5	2-2	3	5 15	1 1	0 1	29			
03 Mitchell		3-10	2-5	3-3	1	2 11	0 2	1 2	16			
04 West		0-2	0-1	0-0	0	0 0	0 1	0 0	2			
13 Kilici		2-4	0-0	0-0	3	2 4	2 2	0 0	15			
32 Pepper		0-2	0-2	0-0	2	0 0	0 0	0 0	20			
TEAM					1							
Totals.....	22-53	7-19	12-16	30	23	63	9	11	2	5	200	

Kentucky (27-8)												
	FG	3FG	FT	R	F Pts	A TO	B	S	M			
03 Jones	f	3-5	0-1	6-8	10	3 12	3 0	2 0	32			
55 Harrellson	f	7-10	0-0	1-5	8	2 15	0 1	1 1	35			
01 Miller	g	1-7	1-4	0-0	2	2 3	1 2	1 0	36			
12 Knight	g	9-20	3-8	9-10	3	4 30	4 4	0 0	39			
20 Lamb	g	2-5	1-3	1-1	1	3 6	0 0	0 0	14			

04 Hood	0-0	0-0	0-0	0	1	0	0	0	0	0	1
30 Vargas	1-1	0-0	0-0	1	2	2	0	1	0	0	4
34 Liggins	1-2	1-2	0-0	9	2	3	4	2	2	0	39
TEAM	0										
Totals.....	24-50	6-18	17-24	34	19	71	12	10	6	1	1200

	1st	2nd	Tot	FG%	3FG%	FT%	Paint	P-TO	2nd	Bnch
West Virginia	41	22	63	.415	.368	.750	20	6	9	15
Kentucky	33	28	71	.480	.333	.708	34	17	8	5

Officials: Jamie Luckie, Gerry Pollard, DJ Carstensen

Technical: None

36

Prudential Center (18,343)
Newark, N.J. • March 25, 2011

Kentucky No. 11/10

Ohio State No. 1/1

62

60

NEWARK, N.J. -- Brandon Knight did it again.

Knight knocked down a jumper with 5 seconds remaining as the fourth-seeded Wildcats stunned top-seeded Ohio State 62-60 on Friday in the East regional semifinals.

Senior center Josh Harrellson held his own against Ohio State super freshman Jared Sullinger, scoring 17 points and grabbing 10 rebounds as the Wildcats (28-8) advanced to play North Carolina on Sunday for a trip to the Final Four.

Knight, who knocked down a game-winner in Kentucky's second-round win over Princeton, shrugged off another sluggish performance to drill the biggest shot of his career.

Kentucky coach John Calipari opted not to call timeout after Ohio State's John Diebler hit a 3-pointer to tie the game at 60 with 21 seconds remaining, and Knight delivered a silky 15-foot jumper.

Ohio State rushed down the floor, but William Buford's 3-pointer clanked off the rim and the rebound was tapped out of harm's way.

The Wildcats, who struggled to win close games earlier in the season, rushed onto the floor as the buzzer sounded. DeAndre Liggins, like Harrellson a leftover from Billy Gillispie's days at Kentucky, hopped atop a table and pounded his chest as Knight stood at halfcourt and soaked in the moment.

The victory proved sweet vindication for the two holdovers, who were mostly spectators last season as Calipari revitalized the program behind a star-studded freshman class led by John Wall and DeMarcus Cousins.

Harrellson and Liggins took this year's group of youngsters under their wing and delivered the kind of savvy veteran presence the Wildcats could have used last season, which ended with a loss to an experienced West Virginia squad in the East regional final.

Liggins finished with 15 points for the Wildcats, who beat Ohio State for the first time in the NCAA tournament behind a suffocating defense that limited the Buckeyes to 32 percent shooting.

Sullinger led Ohio State (34-3) with 21 points and 16 rebounds, but the Buckeyes fell in the regional semifinals for a second straight season. Sullinger said in the aftermath he expects to return for his sophomore year, if only to wash out the taste of a bitter end to an otherwise spectacular season.

Ohio State rolled through the regular season but like the last two top overall seeds entering the NCAA tournament, the Buckeyes are going home early.

The win gives Kentucky a chance to avenge a loss to the Tar Heels earlier in the season. The Wildcats fell 75-73 in Chapel Hill in December, a game in which they gave away several chances to win.

Those days seem long gone. Kentucky has won nine straight and developed the kind of grit Calipari knew would come if he stayed patient with his freshmen-laden roster.

Kentucky (28-8)	FG	3FG	FT	R	F	Pts	A	TO	B	S	M
03 Jones	f	3-10	2-3	0-0	8	3	8	0	1	2	25
55 Harrellson	f	7-9	0-0	3-3	10	3	17	0	1	3	34
01 Miller	g	2-6	1-3	2-2	4	3	7	4	2	2	39
12 Knight	g	3-10	1-6	2-2	3	2	9	4	6	0	134
20 Lamb	g	2-5	2-3	0-0	0	2	6	0	0	1	31
04 Hood		0-0	0-0	0-0	0	0	0	0	0	0	2

30 Vargas	0-0	0-0	0-0	0	1	0	0	0	0	0	1
34 Liggins	5-8	0-2	5-7	6	3	15	3	1	3	0	34
TEAM	1 1										
Totals.....	22-48	6-17	12-14	32	18	62	11	11	11	3	200

Ohio State (34-3)	FG	3FG	FT	R	F	Pts	A	TO	B	S	M
00 Sullinger	f	7-14	0-0	7-9	16	4	21	0	4	1	39
23 Lighty	f	5-12	1-4	1-2	2	1	12	4	0	0	14
52 Lauderdale	f	0-0	0-0	0-0	2	1	0	0	0	0	5
33 Diebler	g	5-10	4-7	2-4	1	2	16	0	0	0	40
44 Buford	g	2-16	1-3	4-4	2	2	9	1	2	0	37
01 Thomas		0-1	0-0	0-0	1	2	0	0	0	0	3
04 Craft		0-5	0-2	2-3	6	2	2	2	1	0	36
TEAM	6										
Totals.....	19-58	6-16	16-22	36	14	60	7	7	1	6	200

	1st	2nd	Tot	FG%	3FG%	FT%	Paint	P-TO	2nd	Bnch
Kentucky	30	32	62	.458	.353	.857	24	4	4	15
Ohio State	30	30	60	.328	.375	.727	24	12	21	2

Officials: Scott Thornley, Roger Ayers, Brian O'Connell

Technical: UK-Calipari 1

37

Prudential Center (18,278)
Newark, N.J. • March 27, 2011

Kentucky No. 11/10

North Carolina No. 7/7

76

69

NEWARK, N.J. -- Kentucky spent 13 straight springs watching other schools play in the Final Four, a destination college basketball's winningest program considers its birthright.

At most places, that's hardly a drought.

In the Bluegrass, it's a lifetime.

Now coach John Calipari and the Wildcats are two wins away from a national title. Finally.

Brandon Knight scored 22 points and fourth-seeded Kentucky advanced to the Final Four for the first time since their 1998 national title with a 76-69 win over second-seeded North Carolina on Sunday in the East Regional final.

The Wildcats (29-8) will play Connecticut in Houston on Saturday night after turning back a late surge by the Tar Heels (29-8), who erased an 11-point deficit before running out of gas in the final 2 minutes.

DeAndre Liggins added 12 points for Kentucky, including a 3-pointer from the corner with 37 seconds remaining to help lift the Wildcats.

A season after falling a game short of the Final Four behind a roster filled with future NBA stars, the Wildcats are heading to the national semifinals for the 14th time behind Knight's heady play and Calipari's relentless energy.

Tyler Zeller led the Tar Heels with 21 points and nine rebounds and Harrison Barnes added 18 points, but North Carolina fell behind early and struggled to keep the hot-shooting Wildcats in check.

That lust for a championship banner is why Kentucky went after Calipari so aggressively, making him the highest paid coach in the country.

He came close a year ago, as the Wildcats missed their first 20 3-point attempts in a dismal 73-66 loss to West Virginia.

There were no such issues Sunday. Knight hit a 3-pointer barely 3 minutes in, and Kentucky kept right on shooting. Darius Miller, Terrence Jones and Doran Lamb also drilled 3s of their own to give the Wildcats an early confidence boost. Kentucky made 12-of-22 3-pointers on Sunday, very different from the miserable 4-for-32 effort they put together last season.

When they weren't knocking down jumpers from all over, they were getting their hands in passing lanes, pestering the bigger, longer Tar Heels into sloppy mistakes.

Kentucky roared into the halftime with a 38-30 lead then made it stand up as North Carolina failed to take advantage when the Wildcats grew skittish with the lead.

Kentucky wobbled, but it didn't falter and instead rocketed to Houston on the heels of a 10-game winning streak.

They don't need to be reminded of the program's rich history. It dan-

gles from the rafters at Rupp Arena. Now they have a chance to add their own chapter to the legend.

Kentucky (29-8)	FG	3FG	FT	R	F	Pts	A	T	B	S	M	
03 Jones	f	5-9	1-2	0-1	7	2	11	1	4	2	1	34
55 Harrellson	f	4-6	0-0	4-7	8	1	12	4	1	1	2	38
01 Miller	g	4-7	2-3	1-1	3	3	11	2	1	1	1	26
12 Knight	g	7-18	5-11	3-5	7	1	22	4	3	0	3	40
34 Liggins	g	4-11	2-4	2-2	2	2	12	4	3	1	3	35
04 Hood		0-0	0-0	0-0	0	0	0	0	0	0	0	1
20 Lamb		3-5	2-2	0-0	2	3	8	1	2	0	0	25
30 Vargas		0-0	0-0	0-0	1	1	0	0	0	0	0	1
TEAM												4
Totals.....		27-56	12-22	10-16	34	13	76	16	14	5	10	200

UNC (29-8)	FG	3FG	FT	R	F	Pts	A	T	B	S	M	
31 Henson	f	2-4	0-0	0-0	9	5	4	0	2	0	1	23
40 Barnes	f	7-19	2-9	2-3	6	3	18	2	4	1	1	34
44 Zeller	f	9-12	0-0	3-3	9	2	21	1	2	4	0	36
01 Strickland	g	4-9	0-0	3-3	4	2	11	2	0	0	3	37
05 Marshall	g	2-10	1-5	2-2	3	1	7	8	3	0	4	36
02 McDonald		1-4	0-2	0-0	1	3	2	0	1	0	0	17
24 Watts		0-0	0-0	0-0	0	0	0	0	0	0	0	6
25 Knox		2-4	0-0	2-4	3	1	6	0	1	0	0	11
TEAM												1
Totals.....		27-62	3-16	12-15	36	17	69	13	13	5	9	200

	1st	2nd	Tot	FG%	3FG%	FT%	Paint	P-T	2nd	Bnch
Kentucky	38	38	76	.482	.545	.625	24	9	16	8
UNC	30	39	69	.435	.188	.800	40	19	12	8

Officials: Pat Driscoll, Randy McCall, Verne Harris
 Technicals: None

38

Reliant Stadium (75,421)
 Houston, Texas • April 2, 2011

55

Kentucky

No. 11/10

55

UConn

No. 9/8

56

HOUSTON -- When the options boil down to winning or heading home, nobody's better than Kemba and Connecticut.

Kemba Walker scored 18 points Saturday night to lift UConn to its 10th straight victory since finishing off a .500 Big East regular season, a 56-55 win over cold-shooting Kentucky that moved the Huskies a victory away from their third, and most improbable, NCAA title.

Walker, a quick-handed junior from the Bronx, added seven assists and six rebounds to help the young UConn team (31-9) extend a winning streak that started with a five-wins-in-five-nights leg-drainer at the conference tournament and now includes five more at the tournament that really counts.

The third-seeded Huskies - the lowest seed left in a tournament that has been as unpredictable as any in history - will face No. 8 Butler, a 70-62 winner over 11th-seeded VCU in the first semifinal, on Monday.

Fourth-seeded Kentucky (29-9) shot 33.9 percent for the game and went 5:39 without a point late in the second half. UConn wasn't much better, but Walker, Alex Oriakhi and Shabazz Napier all made baskets to turn a 48-48 tie into a 54-48 lead with 2:29 left.

DeAndre Liggins made a 3-pointer for the Wildcats to cut the deficit to three, and Kentucky had its chances. But Brandon Knight, one of John Calipari's three sensational freshmen, barely drew iron on a 3-pointer. After Kentucky got the rebound, Liggins drew a foul but only hit one of two free throws.

Kentucky forced one more turnover and went for the win, but this time, it was Liggins whose 3-pointer was short.

Napier made two free throws to make it 56-52, then Knight ended the game with a 3-pointer at the buzzer - a meaningless make and a cruel close to what has otherwise been a remarkable season for Calipari and Co. - Kentucky's first trip to the Final Four since winning it all in 1998. The Wildcats, the nation's all-time winningest program, stayed stuck on 105 NCAA-tournament wins in the program history, still tied for first with North

Carolina, the team they beat to get here.

The Huskies have won by one, by two, by three, by five and more on this unexpected postseason run. Before that, Calhoun's roster full of freshmen lived down to expectations by going 9-9 in their conference. But the Huskies haven't lost since falling to Notre Dame to close the regular season on Feb. 5.

UConn wasn't nearly as dominating here in Houston as in its 84-67 victory over Kentucky in November at the Maui Invitational. But a win's a win, and nobody does it better than UConn when it's all-or-nothing. Counting that relatively low-key get-together on the island, the Huskies are 13-0 in tournament games this season.

Knight finished 6 for 23 with 17 points, Doron Lamb had 13 on 5-for-10 shooting. But the Wildcats made only 21 field goals, only nine from 3-point range and shot 4 for 12 from the free-throw line.

Kentucky (29-9)	FG	3FG	FT	R	F	Pts	A	T	B	S	M		
03 Jones	f	5-8	1-2	0-5	15	1	11	1	1	2	1	4	38
55 Harrellson	f	3-6	0-0	0-1	4	3	6	2	0	0	2	28	
01 Miller	g	1-7	1-4	1-2	3	2	4	2	2	0	1	26	
12 Knight	g	6-23	3-11	2-2	8	1	17	5	3	0	2	40	
34 Liggins	g	1-7	1-5	1-2	0	4	4	2	1	2	2	34	
20 Lamb		5-10	3-5	0-0	0	1	13	0	2	0	0	27	
30 Vargas		0-1	0-0	0-0	5	0	0	0	0	0	0	7	
TEAM												2	
Totals.....		21-62	9-27	4-12	37	12	55	12	10	3	11	200	

UConn (31-9)	FG	3FG	FT	R	F	Pts	A	T	B	S	M	
10 Olander	f	1-1	0-0	0-0	1	0	2	0	1	0	0	5
22 Smith	f	3-6	0-0	0-0	8	2	6	0	1	0	0	29
34 Oriakhi	c	4-6	0-0	0-0	10	2	8	1	1	1	0	27
03 Lamb	g	5-8	0-2	2-2	9	1	12	4	2	0	0	38
15 Walker	g	6-15	1-5	5-6	6	1	18	7	4	1	2	40
02 Beverly		0-0	0-0	0-0	0	0	0	0	0	0	0	1
04 Coombs-McDaniel	1-3	0-1	0-1	0	1	2	0	0	0	0	0	9
05 Giffey		0-0	0-0	0-0	1	1	0	0	1	0	1	8
13 Napier		1-7	0-4	2-2	2	3	4	4	3	0	0	27
35 Okwandu		2-3	0-0	0-0	1	2	4	0	2	1	2	16
TEAM												0
Totals.....		23-49	1-12	9-11	38	13	56	16	15	3	5	200

	1st	2nd	Tot	FG%	3FG%	FT%	Paint	P-T	2nd	Bnch
Kentucky	21	34	55	.339	.333	.333	20	13	5	13
UConn	31	25	56	.469	.083	.818	34	6	11	10

Officials: Les Jones, John M. Higgins, Mark B. Whitehead
 Technicals: None

SEC FINAL STANDINGS

East	SEC	Pct.	All	Pct.	Post
Florida^#	13-3	.813	29-8	.784	NCAA Elite Eight
Kentucky*	10-6	.625	29-9	.763	NCAA Final Four
Vanderbilt	9-7	.563	23-11	.677	NCAA Second Round
Georgia	9-7	.563	21-12	.636	NCAA Second Round
Tennessee	8-8	.500	19-15	.559	NCAA Second Round
South Carolina	5-11	.313	14-16	.467	

^-SEC Champion; #-Eastern Division Champions; *-SEC Tournament Champion

West	SEC	Pct.	All	Pct.	Post
Alabama%	12-4	.750	25-12	.676	NIT Finals
Mississippi State	9-7	.563	17-14	.548	
Ole Miss	7-9	.438	20-14	.588	NIT First Round
Arkansas	7-9	.438	18-13	.581	
Auburn	4-12	.250	11-20	.355	
LSU	3-13	.188	11-21	.344	

% SEC West Champion

2011 SEC TOUR. RESULTS

March 10 - 13 Georgia Dome
Atlanta, Ga.

First Round — March 10

(E4) Georgia 69, (W5) Auburn 51
(W3) Ole Miss 66, (E6) South Carolina 55
(E5) Tennessee 74, (W4) Arkansas 68
(E3) Vanderbilt 62, (W6) LSU 50

Second Round — March 11

(W1) Alabama 67, (E4) Georgia 59 (ot)
(E2) Kentucky 75, (W3) Ole Miss 66
(E1) Florida 85, (E5) Tennessee 74
(E3) Vanderbilt 87, (W2) Mississippi State 81

Semifinals — March 12

(E2) Kentucky 72, (W1) Alabama 58
(E1) Florida 77, (E3) Vanderbilt 66

Finals — March 13

(E2) Kentucky 70, (E1) Florida 54

SEC ALL-TOURNAMENT TEAM

Darius Miller, Kentucky (MVP)
Brandon Knight, Kentucky
Josh Harrellson, Kentucky
Kenny Boynton, Florida
Chandler Parsons, Florida

UK'S SEC PLAYERS OF THE WEEK

Terrence Jones - Freshman of the Week (11/15)
Terrence Jones - Freshman of the Week (11/29)
Brandon Knight - Freshman of the Week (12/13)
Doron Lamb - Player of the Week (12/27)
Brandon Knight - Freshman of the Week (12/27)
Josh Harrellson - Player of the Week (1/3)
Brandon Knight - Freshman of the Week (1/3)
Terrence Jones - Freshman of the Week (1/17)
Brandon Knight - Freshman of the Week (1/24)
Terrence Jones - Freshman of the Week (2/14)
Terrence Jones - Freshman of the Week (2/21)
Brandon Knight - Freshman of the Week (2/28)
Brandon Knight - Freshman of the Week (3/7)

ASSOCIATED PRESS ALL-SEC

FIRST TEAM

#-John Jenkins, Vanderbilt
#-Chandler Parsons, Florida
Terrence Jones, Kentucky
JaMychal Green, Alabama
Chris Warren, Ole Miss

SECOND TEAM

Brandon Knight, Kentucky
Trey Thompkins, Georgia
Scotty Hopson, Tennessee
Tony Mitchell, Alabama
Erving Walker, Florida

* Ties, # Unanimous

HONORABLE MENTION

Dee Bost, Mississippi State
Tobias Harris, Tennessee
Kenny Boynton, Florida
Rotnei Clarke, Arkansas
Festus Ezeli, Vanderbilt
Trevor Releford, Alabama
Jeffery Taylor, Vanderbilt

SEC COACH OF THE YEAR

Billy Donovan, Florida

SEC PLAYER OF THE YEAR

Chandler Parsons, Florida

SEC NEWCOMER OF THE YEAR

Terrence Jones, Kentucky

COACHES ALL-SEC

FIRST TEAM

JaMychal Green, Alabama
 Chandler Parsons, Florida
 Trey Thompkins, Georgia
Terrence Jones, Kentucky
Brandon Knight, Kentucky
 Chris Warren, Ole Miss
 Scotty Hopson, Tennessee
 John Jenkins, Vanderbilt

SECOND TEAM

^Tony Mitchell, Alabama
 ^Rotnei Clarke, Arkansas
 ^Kenny Boynton, Florida
 Erving Walker, Florida
 Travis Leslie, Georgia
 Dee Bost, Mississippi State
 Tobias Harris, Tennessee
 Festus Ezeli, Vanderbilt
 Jeffery Taylor, Vanderbilt

ALL-FRESHMAN TEAM

Trevor Releford, Alabama
 Patric Young, Florida
Terrence Jones, Kentucky
Brandon Knight, Kentucky
Doron Lamb, Kentucky
 Ralston Turner, LSU
 Bruce Ellington, South Carolina
 Tobias Harris, Tennessee

COACH OF THE YEAR

Billy Donovan, Florida

PLAYER OF THE YEAR

Chandler Parsons, Florida

FRESHMAN OF THE YEAR

Terrence Jones, Kentucky

SCHOLAR-ATHLETE OF THE YEAR

Riley Benock, Mississippi State

SIXTH MAN OF THE YEAR

Brian Williams, Tennessee

DEFENSIVE PLAYER OF THE YEAR

Sam Muldrow, South Carolina

^ Ties, * Unanimous

2011 SEC MEN'S BASKETBALL TOURNAMENT

March 10-13 • Georgia Dome • Atlanta, Georgia
 Saturday, March 12 Sunday, March 13

Thursday, March 10

Friday, March 11

Saturday, March 12

Sunday, March 13

[W5] AUBURN 51

Game 1
 1:00 p.m.
 SEC Network

[E4] GEORGIA 69

Game 2
 1:00 p.m.
 SEC Network

[E6] S. CAROLINA 55

Game 3
 3:30 p.m.
 SEC Network

[W3] OLE MISS 66

Game 4
 3:30 p.m.
 SEC Network

GEORGIA 59

Game 5
 1:00 p.m.
 SEC Network

[W1] ALABAMA 65

Game 6
 3:30 p.m.
 SEC Network

OLE MISS 66

Game 6
 3:30 p.m.
 SEC Network

[E2] KENTUCKY 75

ALABAMA 58

Game 9
 1:00 p.m.
 ABC

KENTUCKY 70

KENTUCKY 72

[E5] TENNESSEE 74

Game 8
 7:30 p.m.
 SEC Network

[W4] ARKANSAS 68

Game 7
 7:30 p.m.
 SEC Network

[W6] LSU 50

Game 9
 10:00 p.m.
 SEC Network

[E3] VANDERBILT 62

Game 8
 10:00 p.m.
 SEC Network

TENNESSEE 74

Game 7
 7:30 p.m.
 SEC Network

FLORIDA 77

[E1] FLORIDA 85

Game 8
 10:00 p.m.
 SEC Network

VANDERBILT 87

Game 8
 10:00 p.m.
 SEC Network

[W2] MISS. ST. 81

FLORIDA 54

Game 10
 3:00 p.m.
 ABC

VANDERBILT 66

KENTUCKY

SEC Tournament Champions
 NCAA Tournament Automatic Qualifier

CHAMPIONS II

Game 11
 1:00 p.m.
 ABC



ALL TIMES EASTERN

2011-12 OPPONENTS

ALABAMA CRIMSON TIDE

Location Tuscaloosa, Ala.
 Enrollment 30,232
 Conference SEC (West)
 Colors Crimson and White
 Arena Coleman Coliseum (15,383)
 Head Coach Anthony Grant
 Record at School/Yrs 42-27/2 yrs.
 Overall Record/Yrs 118-52/5 yrs.
 2010-11 Record (Conference) 25-12 (12-4)
 2011 NCAA Postseason NIT Finals Game
 SID Ty Patton
 SID Phone 205.348.5401
 SID Cell 205.310.1271
 SID Email tpatton@ia.ua.edu
 Press Row Phone 205.348.6084
 Website www.rolltide.com

Series UK leads 101-36
 In Lexington UK leads 52-10
 In Tuscaloosa UK leads 28-22
 At Neutral sites UK leads 21-4
 Current Win Streak UK, One game
 Longest UK Win Streak 15 games
 Longest UA Win Streak Two (Seven times)
 Largest UK Win (42) 74-32 (2/14/49)
 Largest UA Win (24) 101-77 (2/25/56)
 John Calipari vs. Alabama 4-2
 UK vs. Anthony Grant 3-1
 Last Meeting UK, 72-58 (3/12/11)

Saturday, Jan. 21 Noon (CBS)
 Lexington, KY Rupp Arena

ARKANSAS RAZORBACKS

Location Fayetteville, Ark.
 Enrollment 23,200
 Conference SEC (West)
 Colors Cardinal and White
 Arena Bud Walton Arena (19,200)
 Head Coach Mike Anderson
 Record at School First Season
 Overall Record 210-98/9 yrs.
 2010-11 Record (Conference) 18-13 (7-9)
 2011 NCAA Postseason None
 SID Phil Pierce
 SID Phone 479.575.7430
 SID Email ppierce@uark.edu
 Press Row Phone 479.575.6622
 Website www.arkansasrazorbacks.com
 Series UK leads 24-8

In Lexington UK leads 11-2
 In Fayetteville UK leads 6-5
 At Neutral sites UK leads 7-1
 Current Win Streak UA, One game
 Longest UK Win Streak Ten games
 Longest UA Win Streak Two (Two times)
 Largest UK Win (37) 76-39 (12/13/48)
 Largest UA Win (17) 105-88 (1/25/92)
 John Calipari vs. Arkansas 4-3
 UK vs. John Pelphrey 2-2
 Last Meeting UA, 77-76(ot) (2/23/11)

Tuesday, Jan. 17 9:00 p.m. (ESPN)
 Lexington, KY Rupp Arena

ARKANSAS-LITTLE ROCK TROJANS

Location Little Rock, Ark.
 Enrollment 13,167
 Conference Sun Belt
 Colors Maroon, Silver & Black
 Arena Jack Stephens Center (5,600)
 Head Coach Steve Shields
 Record at School/Yrs 132-112/8 yr
 Overall Record/Yrs Same
 2010-11 Record (Conference) 19-17 (7-9)
 2010 NCAA Postseason NCAA First Round
 SID Joe Angolia
 SID Phone 501.569.3449
 SID Cell 501.351.1060
 SID Email jaangolia@ualr.edu
 Press Row Phone 501.683.7004
 Website www.ualrtrojans.com
 Series First meeting

In Lexington n/a
 In Little Rock n/a
 At Neutral sites n/a
 Current Win Streak n/a
 Longest UK Win Streak n/a
 Longest UALR Win Streak n/a
 Largest UK Win n/a
 Largest UALR Win n/a
 John Calipari vs. Arkansas-Little Rock 2-0
 UK vs. Steve Shields n/a
 Last Meeting n/a

Tuesday, Jan. 3 7:00 p.m. (UK IMG Network)
 Louisville, KY Freedom Hall

INDIANA HOOSIERS

LocationBloomington, Ind.
Enrollment40,354
ConferenceBig Ten
ColorsCream and Crimson
ArenaAssembly Hall (17,472)
Head CoachTom Crean
Record at School/Yrs28-66/3 yrs.
Overall Record/Yrs218-162/11 yrs.
2010-11 Record (Conference)12-20 (3-15)
2011 NCAA PostseasonNone
SIDJ.D. Campbell
SID Phone812.322.1437
SID Emailjc56@indiana.edu
Press Row Phone812.855.2754
WebsiteIUhoosiers.com
SeriesUK leads 31-23

KANSAS JAYHAWKS

LocationLawrence, Kan.
Enrollment30,004
ConferenceBig 12
ColorsCrimson and Blue
ArenaAllen Fieldhouse (16,300)
Head CoachBill Self
Record at School/Yrs237-46/8 yrs.
Overall Record/Yrs444-151/18 yrs.
2010-11 Record (Conference)35-3 (14-2)
2011 NCAA PostseasonNCAA Elite Eight
SIDChris Theisen
SID Phone785.331.9356
SID Emailtheisen@ku.edu
Press Row Phone785.864.3417
WebsiteKUathletics.com
SeriesUK leads 19-6

LAMAR CARDINALS

LocationBeaumont, Texas
Enrollment14,388
ConferenceSouthland
ColorsRed and White
ArenaMontagne Center (10,080)
Head CoachPat Knight
Record at School/YrsFirst Year
Overall Record/Yrs50-61/3+ yrs.
2010-11 Record (Conference)13-17 (7-9)
2011 NCAA PostseasonNone
SIDErik J. Cox
SID Phone409.880.8329
SID Emailerik.cox@lamar.edu
Press Row Phone409.880.2343
Websitelamarcardinals.com
SeriesUK leads 2-0

In LexingtonUK leads 10-3
In BloomingtonIU leads 10-4
At Neutral sitesUK leads 17-10
Current Win StreakUK, Three Games
Longest UK Win StreakFive games (three times)
Longest IU Win StreakSix games
Largest UK Win(35) 91-56 (12/18/65)
Largest IU Win(26) 79-53 (12/10/05)
John Calipari vs. Indiana2-0
UK vs. Tom Crean3-2
Last MeetingUK, 81-62 (12/11/10)

Saturday, Dec. 105:15 pm (ESPN)
Bloomington, INAssembly Hall

In LexingtonUK leads 7-1
In LawrenceUK leads 7-4
At Neutral sitesUK leads 5-1
Current Win StreakKU, Three Games
Longest UK Win Streak11 games
Longest KU Win StreakThree games
Largest UK Win(37) 100-63 (12/23/74)
Largest KU Win(55) 150-95 (12/9/89)
John Calipari vs. Kansas0-3
UK vs. Bill Self1-3
Last MeetingKU, 88-76 (3/18/07)

Tuesday, Nov. 159:00 pm (ESPN)
New York, NYMadison Square Garden

In LexingtonUK leads 2-0
In Beaumontn/a
At Neutral sitesn/a
Current Win StreakUK, Two Games
Longest UK Win StreakTwo games
Longest Lamar Win Streakn/a
Largest UK Win(42) 103-61 (12/3/08)
Largest Lamar Winn/a
John Calipari vs. Indiana3-0
UK vs. Pat Knightn/a
Last MeetingUK, 103-61 (12/3/08)

Wednesday, Dec. 288:30 pm (ESPNU)
Lexington, KYRupp Arena

LOUISVILLE CARDINALS

Location.....Louisville, Ky.
 Enrollment.....22,000
 Conference.....Big East
 Colors.....Red and Black
 Arena.....KFC Yum! Center (22,000)
 Head Coach.....Rick Pitino
 Record at School/Yrs.....245-96/10 yrs.
 Overall Record/Yrs.....597-220/25 yrs.
 2010-11 Record (Conference).....25-10 (12-6)
 2010 NCAA Postseason.....NCAA, Second Round
 SID.....Kenny Klein
 SID Phone.....502.852.6651
 SID Cell.....502.599.7865
 SID Email.....kenny.klein@louisville.edu
 Press Row Phone.....502.852.5567
 Website.....www.UofLsports.com
 Series.....UK leads 28-14

In Lexington.....UK leads 14-5
 In Louisville.....UK leads 12-7
 At Neutral sites.....UK leads 2-2
 Current Win Streak.....UK, Two Games
 Longest UK Win Streak.....Five games
 Longest UL Win Streak.....Two (Six times)
 Largest UK Win.....(34) 91-57 (3/27/48)
 85-51 (12/27/86)
 Largest UL Win.....(18) 97-75 (12/31/88)
 John Calipari vs. Louisville.....8-5
 UK vs. Rick Pitino.....6-4
 Last Meeting.....UK, 78-63 (12/31/10)

Saturday, Dec. 31.....Noon (CBS)
 Lexington, KY.....Rupp Arena

LOYOLA (MD) GREYHOUNDS

Location.....Baltimore, Md.
 Enrollment.....3,800
 Conference.....Metro Atlantic Athletic
 Colors.....Green and Grey
 Arena.....Reitz Arena (2,100)
 Head Coach.....Jimmy Patsos
 Record at School/Yrs.....98-114/ 8 yrs.
 Overall Record/Yrs.....98-114/ 8 yrs.
 2010-11 Record (Conference).....15-15 (10-8)
 2011 NCAA Postseason.....None
 SID.....Ryan Eigenbrode
 SID Phone.....443.622.0550
 SID Email.....rceigenbrode@loyola.edu
 Press Row Phone.....410.617.5370
 Website.....LoyolaGreyhounds.com
 Series.....First meeting

In Lexington.....n/a
 In Baltimore.....n/a
 At Neutral sites.....n/a
 Current Win Streak.....n/a
 Longest UK Win Streak.....n/a
 Longest LJ Win Streak.....n/a
 Largest UK Win.....n/a
 Largest LJ Win.....n/a
 John Calipari vs. Loyola (Md.).....First meeting
 UK vs. Jimmy Patsos.....n/a
 Last Meeting.....n/a

Thursday, Dec. 22.....1:00 pm (FSS)
 Lexington, KY.....Rupp Arena

LSU TIGERS

Location.....Baton Rouge, La.
 Enrollment.....28,771
 Conference.....SEC (West)
 Colors.....Purple and Gold
 Arena.....Pete Maravich Assembly Center (13,472)
 Head Coach.....Trent Johnson
 Record at School/Yrs.....49-49/3 yrs
 Overall Record/Yrs.....208-171/12 yrs.
 2010-11 Record (Conference).....11-21 (3-13)
 2010 NCAA Postseason.....None
 SID.....Kent Lowe
 SID Phone.....225.578.8226
 SID Email.....clowe@lsu.edu
 Press Row Phone.....225.578.8226
 Website.....www.LSUsports.net
 Series.....UK leads 80-24

In Lexington.....UK leads 40-5
 In Baton Rouge.....UK leads 28-16
 At Neutral sites.....UK leads 12-3
 Current Win Streak.....UK, Two Games
 Longest UK Win Streak.....19 games
 Longest LSU Win Streak.....Three (Four times)
 Largest UK Win.....(47) 127-80 (3/4/95)
 Largest LSU Win.....(35) 76-41 (1/18/87)
 John Calipari vs. LSU.....2-0
 UK vs. Trent Johnson.....2-2
 Last Meeting.....UK, 82-44 (1/15/11)

Saturday, Jan. 28.....4:00 p.m. (SEC Network)
 Baton Rouge, LA.....Pete Maravich Assembly Center

MARIST RED FOXES

LocationPoughkeepsie, N.Y.
Enrollment4,394
ConferenceMetro Atlantic Athletic
ColorsRed and White
ArenaMcCann Center (3,200)
Head CoachChuck Martin
Record at School/Yrs17-79/3 yrs.
Overall Record/Yrs17-79/3 yrs.
2010-11 Record (Conference)6-27 (3-15)
2011 NCAA PostseasonNone
SIDAlex Lumb
SID Phone(845) 575-3321
SID EmailAlexander.Lumb@marist.edu
Press Row Phone(845) 575-3155
Websitewww.GoRedFoxes.com
SeriesFirst meeting

In Lexingtonn/a
In Poughkeepsien/a
At Neutral sitesn/a
Current Win Streakn/a
Longest UK Win Streakn/a
Longest Marist Win Streakn/a
Largest UK Winn/a
Largest Marist Winn/a
John Calipari vs. Marist1-0
UK vs. Chuck Martinn/a
Last Meetingn/a

Friday, Nov. 117:00 p.m. (FSS)
Lexington, KYRupp Arena

MISSISSIPPI STATE BULLDOGS

LocationStarkville, Miss.
Enrollment20,000
ConferenceSEC (West)
ColorsMaroon and White
ArenaHumphrey Coliseum (11,000)
Head CoachRick Stansbury
Record at School273-152/13 yrs.
Overall Record273-152/13 yrs.
2010-11 Record (Conference)17-14 (9-7)
2011 NCAA PostseasonNone
SIDGregg Ellis
SID Phone662.418.8494
SID Emailgellis@athletics.msstate.edu
Press Row Phone662.325.3776
Websitewww.MStateathletics.com
SeriesUK leads 87-20

In LexingtonUK leads 44-5
In StarkvilleUK leads 31-12
At Neutral sitesUK leads 12-3
Current Win StreakUK, Three Games
Longest UK Win Streak17 games (Two times)
Longest MSU Win StreakThree games
Largest UK Win(44) 110-66 (2/11/52)
Largest MSU Win(13) 82-69 (2/16/85)
John Calipari vs. Mississippi St.4-0
UK vs. Rick Stansbury12-4
Last MeetingUK, 85-79 (2/15/11)

Tuesday, Feb. 219:00 p.m. (ESPN)
Starkville, MSHumphrey Coliseum

MOREHOUSE MAROON TIGERS (EXH.)

LocationAtlanta, Ga.
Enrollment2,400
ConferenceSIAC
ColorsMaroon and White
ArenaForbes Arena (6,000)
Head CoachGrady Brewer
Record at School170-138 /11 yrs.
Overall Record170-138 /11 yrs.
2010-11 Record (Conference)14-14 (13-11)
2011 NCAA PostseasonNone
SIDYusuf Davis
SID Phone(404)-222-2575
SID Emailydavis@morehouse.edu
Websiteathletics.morehouse.edu
SeriesFirst meeting

In Lexingtonn/a
In Atlantan/a
At Neutral sitesn/a
Current Win Streakn/a
Longest UK Win Streakn/a
Longest Morehouse Win Streakn/a
Largest UK Winn/a
Largest Morehouse Winn/a
John Calipari vs. Morehousen/a
UK vs. Grady Brewern/a
Last Meetingn/a

Monday, Nov. 77:00 p.m. (FSS)
Lexington, KYRupp Arena

NORTH CAROLINA TAR HEELS

LocationChapel Hill, N.C.
 Enrollment27,700
 ConferenceACC
 ColorsCarolina Blue and White
 ArenaDean E. Smith Center (21,750)
 Head CoachRoy Williams
 Record at School/Yrs225-62/8 yrs.
 Overall Record/Yrs644-163/23 yrs.
 2010-11 Record (Conference)29-8 (14-2)
 2010 NCAA PostseasonNCAA, Elite Eight
 SIDSteve Kirschner
 SID Phone919.962.7258
 SID Emailstevekirschner@unc.edu
 Press Row Phone919.962.8815
 WebsiteTarheelblue.com
 SeriesUNC leads 22-12

In LexingtonSeries tied 6-6
 In Chapel HillUNC leads 5-2
 At Neutral sitesUNC leads 11-4
 Current Win StreakUK, One Game
 Longest UK Win StreakFour games
 Longest UNC Win StreakSix games
 Largest UK Win(39) 83-44 (1/9/50)
 Largest UNC Win(21) 41-20 (2/29/24)
 John Calipari vs. UNC3-1
 UK vs. Roy Williams6-7
 Last MeetingUK, 76-69 (03/27/11)

Saturday, Dec. 3Noon (CBS)
 Lexington, KYRupp Arena

OLD DOMINION MONARCHS*

LocationNorfolk, Va.
 Enrollment24,466
 ConferenceColonial Athletic Association
 ColorsSlate Blue, Silver & Light Blue
 ArenaTed Constant Convocation Center (8,424)
 Head CoachBlaine Taylor
 Record at School/Yrs215-110/10 yrs.
 Overall Record/Yrs357-173/17 yrs.
 2010-11 Record (Conference)27-7 (14-4)
 2011 NCAA PostseasonNCAA, 1st Round
 SIDCarol Hudson, Jr.
 SID Phone757.625.2061
 SID Emailchudson@odu.edu
 Press Row Phone757.683.5596
 Websitewww.odusports.com
 SeriesUK leads 1-0

In Lexingtonn/a
 In Norfolkn/a
 At Neutral sitesUK leads 1-0
 Current Win StreakUK, One game
 Longest UK Win StreakOne game
 Longest ODU Win Streakn/a
 Largest UK Win(19) 88-69 (3/20/92)
 Largest ODU Winn/a
 John Calipari vs. ODU1-0
 UK vs. Blaine Taylor1-0
 Last MeetingUK, 88-69 (3/20/92)

Uncasville, Conn.Mohegan Sun Arena
 *Possible tournament opponent Basketball Hall of Fame Tip-Off Tournament

OLE MISS REBELS

LocationOxford, Miss.
 Enrollment19,536
 ConferenceSEC (West)
 ColorsCardinal Red and Navy Blue
 ArenaTad Smith Coliseum (8,700)
 Head CoachAndy Kennedy
 Record at School/Yrs105-64/5 yrs.
 Overall Record/Yrs126-77/6 yrs.
 2010-11 Record (Conference)20-14 (7-9)
 2010 NCAA PostseasonNIT, First Round
 SIDJoey Jones
 SID Phone662.915.7526
 SID Emailjoeyj@olemiss.com
 Press Row Phone662.236.1931
 Websitewww.OleMisssports.com
 SeriesUK leads 97-13

In LexingtonUK leads 49-2
 In OxfordUK leads 25-10
 At Neutral sitesUK leads 24-1
 Current Win StreakUK, One Game
 Longest UK Win Streak39 games
 Longest OM Win StreakTwo games
 Largest UK Win(58) 116-58 (1/3/52)
 Largest OM Win(20) 37-17 (2/11/27)
 John Calipari vs. Ole Miss3-1
 UK vs. Andy Kennedy5-2
 Last MeetingUK, 75-66 (03/11/11)

Saturday, Feb. 184:00 p.m. (SEC Network)
 Lexington, KYRupp Arena

PENN STATE NITTANY LIONS

LocationUniversity Park, Pa.
 Enrollment38,594
 ConferenceBig Ten
 ColorsBlue and White
 ArenaBryce Jordan Center (15,261)
 Head CoachPatrick Chambers
 Record at School/YrsFirst Season
 Overall Record/Yrs42-28/2 yrs.
 2010-11 Record (Conference)19-15 (9-9)
 2011 NCAA PostseasonNCAA Second Rd.
 SIDBrian Siegrist
 SID Phone814.865.1757
 SID Emailtbs1@psu.edu
 Press Row Phone814.863.3294
 Websitewww.GoPSUsports.com
 SeriesUK leads 2-1

In LexingtonPSU leads, 1-0
 In Happy Valleyn/a
 At Neutral sitesUK leads 2-0
 Current Win StreakPSU, One game
 Longest UK Win StreakTwo games
 Longest PSU Win Streakn/a
 Largest UK Win(28) 82-54 (3/21/52)
 Largest PSU Win(5) 73-68 (11/25/00)
 John Calipari vs. PSU3-4
 UK vs. Patrick Chambers1-0
 Last MeetingPSU, 73-68 (11/25/00)

Saturday, Nov. 19Noon (ESPN3)
 Uncasville, CTMohegan Sun Arena

PORTLAND PILOTS

LocationPortland, Ore.
 Enrollment3,810
 ConferenceWest Coast
 ColorsPurple and White
 ArenaChiles Center (4,852)
 Head CoachEric Reveno
 Record at School78-81/5 yrs.
 Overall Record78-81/5 yrs.
 2010-11 Record (Conference)20-12 (7-7)
 2011 NCAA PostseasonCIT First Round
 SIDJason Brough
 SID Phone503.943.8439
 SID Emailbrough@up.edu
 Press Row Phone503.943.7527
 Websitewww.portlandpilots.com
 SeriesUK leads 2-0

In LexingtonUK leads 1-0
 In PortlandUK leads 2-0
 At Neutral sitesn/a
 Current Win StreakUK, Two Games
 Longest UK Win StreakTwo games
 Longest Portland Win Streakn/a
 Largest UK Win(31) 79-48 (11/19/10)
 Largest Portland Winn/a
 John Calipari vs. Portland1-0
 UK vs. Eric Reveno1-0
 Last MeetingUK, 79-48 (11/19/10)

Saturday, Nov. 267:00 p.m. (FSS)
 Lexington, KYRupp Arena

RADFORD HIGHLANDERS

LocationRadford, Va.
 Enrollment9,300
 ConferenceBig South
 ColorsRed and White
 ArenaDedmon Center (3,500)
 Head CoachMike Jones
 Record at SchoolFirst season
 Overall RecordFirst season
 2010-11 Record (Conference)5-24 (2-16)
 2011 NCAA PostseasonNone
 SIDJoey Beeler
 SID Phone704.458.6198
 SID Emailjwbeeler@radford.edu
 Press Row Phonen/a
 WebsiteRadfordAthletics.com
 SeriesFirst meeting

In Lexingtonn/a
 In Radfordn/a
 At Neutral sitesn/a
 Current Win Streakn/a
 Longest UK Win Streakn/a
 Longest Radford Win Streakn/a
 Largest UK Winn/a
 Largest Radford Winn/a
 John Calipari vs. RadfordFirst meeting
 UK vs. JonesFirst meeting
 Last Meetingn/a

Wednesday, Nov. 237:00 p.m. (FSS)
 Lexington, KYRupp Arena

SAMFORD BULLDOGS

Location.....Birmingham, Ala.
 Enrollment.....4,715
 Conference.....Southern
 Colors.....Red and Blue
 Arena.....Pete Hanna Center (5,000)
 Head Coach.....Jimmy Tillette
 Record at School/Yrs.....218-200/14 yrs.
 Overall Record/Yrs.....same
 2010-11 Record (Conference).....12-19 (4-14)
 2011 NCAA Postseason.....None
 SID.....Zac Schrieber
 SID Phone.....205.532.3476
 SID Email.....zdschrie@samford.edu
 Press Row Phone.....205.726.2377
 Website.....samfordsports.com
 Series.....First meeting

In Lexington.....n/a
 In Birmingham.....n/a
 At Neutral sites.....n/a
 Current Win Streak.....n/a
 Longest UK Win Streak.....n/a
 Longest Samford Win Streak.....n/a
 Largest UK Win.....n/a
 Largest Samford Win.....n/a
 John Calipari vs. Samford.....1-0
 UK vs. Tillette.....n/a
 Last Meeting.....n/a

Tuesday, Dec. 20.....7:00 pm (ESPN)
 Lexington, Ky.....Rupp Arena

SOUTH CAROLINA GAMECOCKS

Location.....Columbia, S.C.
 Enrollment.....29,957
 Conference.....SEC(East)
 Colors.....Garnet and Black
 Arena.....Colonial Life Arena (18,000)
 Head Coach.....Darrin Horn
 Record at School.....50-42/3 yrs
 Overall Record.....161-90/8 yrs.
 2010-11 Record (Conference).....14-16 (5-11)
 2010 NCAA Postseason.....none
 SID.....Emily Feeney
 SID Phone.....803.727.3284
 SID Email.....efeeney@sc.edu
 Press Row Phone.....803.777.6182
 Website.....www.gamecocksonline.com
 Series.....UK leads 44-10

In Lexington.....UK leads 23-2
 In Columbia.....UK leads 17-6
 At Neutral sites.....UK leads 4-2
 Current Win Streak.....UK, Three Games
 Longest UK Win Streak.....12 games
 Longest USC Win Streak.....Two games
 Largest UK Win.....(45) 126-81 (12/10/79)
 Largest USC Win.....(18) 77-59 (2/25/09)
 John Calipari vs. USC.....6-1
 UK vs. Darrin Horn.....3-3
 Last Meeting.....UK, 90-59 (02/19/11)

Saturday, Jan. 7.....4:00 p.m. (SEC Network)
 Lexington, Ky.....Rupp Arena
 Saturday, Feb. 4.....6:00 p.m. (ESPN/ESPN2)
 Columbia, S.C.....Colonial Life Arena

SOUTH FLORIDA BULLS

Location.....Tampa, Fla.
 Enrollment.....45,000
 Conference.....Big East
 Colors.....Green and Gold
 Arena.....Sun Dome Arena
 Head Coach.....Stan Heath
 Record at School/Yrs.....51-77/4 yrs.
 Overall Record/Yrs.....163-154/10 yrs.
 2010-11 Record (Conference).....10-23 (3-15)
 2011 NCAA Postseason.....n/a
 SID.....Ashley Walker
 SID Phone.....(813) 974-4087
 SID Email.....ashleywalker@usf.edu
 Website.....www.gousfbulls.com
 Series.....First meeting

In Lexington.....n/a
 In Tampa.....n/a
 At Neutral sites.....n/a
 Current Win Streak.....n/a
 Longest UK Win Streak.....n/a
 Longest USF Win Streak.....n/a
 Largest UK Win.....n/a
 Largest USF Win.....n/a
 John Calipari vs. USF.....9-1
 UK vs. Stan Heath.....1-0
 Last Meeting.....n/a

Uncasville, Conn.....Mohegan Sun Arena
 *Possible tournament opponent Basketball Hall of Fame Tip-Off Tournament

TRANSYLVANIA PIONEERS (EXH.)

Location Lexington, Ky.
Enrollment 1,200
Conference Heartland Collegiate Athletic Conf.
Colors Crimson and White
Arena Beck Athletic and Recreation Center
Head Coach Brian Lane
Record at School/Yrs 168-99/10 yrs.
Overall Record/Yrs same
2010-11 Record (Conference) 18-9 (11-7)
2011 NCAA Postseason none
SID Glenn Osborne
SID Phone 859.233.8284
SID Email gosborne@transy.edu
Website www.transysports.com
Series Series tied, 7-7
At UK UK leads, 4-3

At Transy TU leads 4-2
At Neutral sites UK leads 1-0
Current Win Streak UK, Two games
Longest UK Win Streak Two games (two times)
Longest TU Win Streak Three games
Largest UK Win (6) 30-24 (3/3/1911)
Largest TU Win (21) 22-1 (2/4/1905)
John Calipari vs. TU First meeting
UK vs. Brian Lane First meeting
Last Meeting UK, 30-24 (3/3/1911)

VANDERBILT COMMODORES

Location Nashville, Tenn.
Enrollment 6,738
Conference SEC (East)
Colors Black and Gold
Arena Memorial Gymnasium (14,316)
Head Coach Kevin Stallings
Record at School 236-148/12 yrs.
Overall Record 359-211/18 yrs.
2010-11 Record (Conference) 23-11 (9-7)
2010 NCAA Postseason NCAA, Second Round
SID Andy Boggs
SID Phone 615.322.4121
SID Email andy.boggs@vanderbilt.edu
Press Row Phone 615.320.0436
Website VUCommodores.com
Series UK leads 134-44

Wednesday, Nov. 2 7:00 pm (FSS)
Lexington, KY Rupp Arena

In Lexington UK leads 75-14
In Nashville UK Leads 52-27
At Neutral sites UK leads 7-3
Current Win Streak UK, One Game
Longest UK Win Streak 19 games
Longest VU Win Streak Four (Two times)
Largest UK Win (69) 98-29 (2/27/47)
Largest VU Win (41) 93-52 (2/12/08)
John Calipari vs. Vandy 4-1
UK vs. Kevin Stallings 16-9
Last Meeting UK, 68-66 (3/1/11)

Saturday, Feb. 11 9:00 p.m. (ESPN)
Nashville, TN Memorial Gymnasium
Saturday, Feb. 25 Noon (CBS)
Lexington, KY Rupp Arena

SOUTHEASTERN CONFERENCE

Location Birmingham, Ala.
Founded 1933
SID Craig Pinkerton
SID Phone 205.458.3000
SID Email cpinkerton@sec.org
Website www.secsports.com
SEC Alignment
SEC East: Florida, Georgia
 Kentucky, South Carolina, Tennessee Vanderbilt
SEC West: Alabama, Arkansas, Auburn,
 LSU, Mississippi State, Ole Miss

2011 SEC Champion Florida
2011 SEC Tournament Champion Kentucky
UK SEC Championships 44
UK SEC Tournament Championships 27
Last UK SEC Championship 2010
Last UK SEC Tournament Championship 2011
John Calipari vs. the SEC 45-21

2011 SEC Tour. Mar. 8-11 (SEC Network/ABC)
New Orleans, LA New Orleans Arena

HISTORY & TRADITION



1947-48 NATIONAL CHAMPIONS

GAME REVIEW

Kentucky

PLAYER	FG	FTM	FTA	PF	TP
Jones	4	1	1	3	9
Barker	2	1	3	4	5
Line	3	1	1	3	7
Groza	6	2	4	4	14
Holland	1	0	0	1	2
Beard	4	4	4	1	12
Rollins	3	3	5	3	9
Barnstable	0	0	1	0	0
Totals	23	12	19	19	58

Baylor

PLAYER	FG	FTM	FTA	PF	TP
Owen	2	1	2	0	5
DeWitt	3	2	4	3	8
Hickman	1	0	0	0	2
Pulley	0	1	1	0	1
Heathington	3	2	4	5	8
Preston	0	0	2	2	0
Johnson	3	4	7	5	10
Robinson	3	2	4	4	8
Brack	0	0	0	0	0
Totals	15	12	24	19	42

Halftime: UK 29, Baylor 16

Season Recap

Behind the Fabulous Five of Ralph Beard, Wah Wah Jones, Alex Groza, Kenny Rollins, and Cliff Barker, the 1947-48 Kentucky men's basketball team went 36-3 en route to win the school's first national championship.

Kentucky got off to a quick start winning its first seven games before falling to Temple in a one-point buzzer-beater. The Wildcats, however, won 26 of their next 29 games including a 58-38 victory retribution matchup over the Temple Owls. All five of the Wildcat starters were recognized by the Southeastern Conference with Jones, Beard and Rollins being named to the first team. Beard was also named the True Magazine Player-of-the-Year for the second consecutive season.

Following the regular season, the Wildcats breezed through the SEC Tournament, winning the four games by a total of 111 points, including a narrow 54-53 victory over Georgia Tech in the championship game. The NCAA Tournament went much as the conference tourney did. Jones scored 19 points in the opener over Columbia and then UK won an eight-point decision over Holy Cross in the second round to advance to the championship game against Baylor. Groza poured in 23 points for the 58-42 victory over the Bears.

KENTUCKY 58, BAYLOR 42



MARCH 23, 1948 • NEW YORK

Alex Groza and Ralph Beard combined for 26 points and the Wildcats' defense held the Bears to 16 first-half points to capture UK's first NCAA title.

The title victory enabled the Wildcats to become only the second team ever to win both the NIT and NCAA titles. UK, which finished the season at 34-2, won the NIT title in 1946.

Paced by Groza and Beard, the Wildcats turned a 29-16 halftime lead into a 44-28 bulge midway through the second half. After Baylor rallied to cut the lead to 11, UK put the game out of reach as Wallace "Wah Wah" Jones scored four points to give the Wildcats a 15-point lead.

In addition to Groza and Beard, the Wildcats also got nine points apiece from Jones and Kenneth Rollins.



Front Row: Coach Adolph Rupp, Johnny Stough, Ralph Beard, Kenneth Rollins, Cliff Barker, Jr., Dale Barnstable, Asst. Coach Harry Lancaster.

Second Row: Manager Humzey Yessin, Garland Townes, Jim Jordan, Joe Holland, Alex Groza, Wallace Jones, Jim Line, Roger Day, Trainer Wilbert Bud Berger.

1948-49 NATIONAL CHAMPIONS

GAME REVIEW

Kentucky

PLAYER	FG	FTM	FTA	PF	TP
Jones	1	1	3	3	3
Line	2	1	2	3	5
Groza	9	7	8	5	25
Bear	1	1	2	4	3
Barker	1	3	3	4	5
Barnstable	1	1	1	1	3
Hirsch	1	0	0	1	2
Totals	16	14	19	21	46

Oklahoma A&M

PLAYER	FG	FTM	FTA	PF	TP
Yates	1	0	0	1	2
Bradley	0	3	5	3	3
Harris	3	1	1	5	7
Parks	2	3	4	5	7
Shelton	3	6	7	4	12
Jaquet	0	1	2	0	1
McArthur	0	2	2	1	2
Pilgrim	0	2	2	1	2
Smith	0	0	0	1	0
Totals	9	18	23	21	36

Halftime: UK 25, Oklahoma A&M 20

Season Recap

With a familiar four starters returning from the Fabulous Five, the 1948-49 Kentucky men's basketball team appeared poised to make a second consecutive title run. The Wildcats raced through the regular season with only one loss and only three teams throughout the year came within even 10 points of Kentucky. Alex Groza led the team in scoring in 13 of its last 15 games and he broke a UK and SEC record with 38 points in a 95-40 win over Georgia on Feb. 21.

The team concluded the regular season with a 70-37 win over Vanderbilt at Alumni Gym, including a last-second 65-foot shot by Cliff Barker. The Cats again swept through the SEC Tournament in nearby Louisville, winning their opening-round game over Florida, 73-36. Kentucky outscored its SEC Tournament opponents by a total of 123 points in a four-game span, including a 68-52 win over Tulane in the conference final.

After being surprisingly upset in the first round of the NIT Tournament, the Wildcats had no trouble in NCAA play. Kentucky defeated Villanova, 85-72, and Illinois, 76-47, to advance to the national title game. Groza, Ralph Beard and Wah Wah Jones were all named All-America and Groza was named the tournament's MVP.

It was no surprise that when the first-ever Associated Press poll was released the following year, the Cats were ranked preseason No. 1.

KENTUCKY 46, OKLAHOMA A&M 36



MARCH 26, 1949 • SEATTLE

Paced by Alex Groza's 25 points and a defense that limited the Aggies to a mere nine field goals, the Wildcats were crowned NCAA Champions for the second straight year.

Groza, a unanimous selection as the "Player of the Tournament," scored more than twice as many points as any other player. A&M's Jack Shelton was the game's only other player to score in double figures. He finished with 12 points.

The Aggies, coached by Hank Iba, led 5-2, but the Wildcats scored seven straight points, five by Groza, and never trailed again as they took a 25-20 first-half lead.

UK extended the lead to 31-21 early in the second half and coasted the rest of the way.



Front Row: Coach Adolph Rupp, Jim Line, Cliff Barker, John Stough, Ralph Beard, Joe Hall, Garland Townes, Assistant Coach Harry Lancaster.

Back Row: Dale Barnstable, Walt Hirsch, Wallace Jones, Alex Groza, Bob Henne, Roger Day, Mgr. Humzey Yessin.

1950-51 NATIONAL CHAMPIONS

GAME REVIEW

Kentucky

PLAYER	FG	FTM	FTA	PF	TP
Whitaker	4	1	0	2	9
Linville	2	4	8	5	8
Spivey	9	4	6	2	22
Ramsey	4	1	3	5	9
Watson	3	2	4	3	8
Hagan	5	0	2	5	10
Tsioropoulos	1	0	0	1	2
Newton	0	0	0	0	0
Totals	28	12	23	23	68

Kansas State

PLAYER	FG	FTM	FTA	PF	TP
Head	3	2	2	5	8
Stone	3	6	8	5	12
Hitch	6	1	1	5	13
Barrett	2	0	2	1	4
Iverson	3	1	2	3	7
Housey	2	0	0	3	4
Gibson	0	1	1	5	1
Upson	0	0	0	1	0
Knostman	1	1	2	1	3
Peck	2	0	1	1	4
Schuyler	1	0	1	1	2
Totals	23	12	20	31	58

Halftime: Kansas State 29, UK 27

Season Recap

Kentucky opened the 1950-51 season on an 84-game home win streak and they began the year by moving from the antiquated Alumni Gym to the new 11,500 seat Memorial Coliseum that was designed to commemorate the Kentuckians who died in World War II and the Korean War.

Though illness plagued the team and its coach throughout the season, Kentucky compiled a 32-2 record and its third national title in four years. UK defeated arch-rival Louisville by 11 points, 79-68, in the opening round of the NCAA Tournament before breezing by St. John's in the next round. After posting a narrow 76-74 victory over Illinois in the East Regional championship, the Cats toppled Kansas State, 68-58, in the championship game.

Seven-foot center Bill Spivey led Kentucky, scoring 19.2 points per game during the season. He was followed by the junior duo of Shelby Linville and Bobby Watson, who each averaged 10.4 ppg. The Cats outscored their opponents by 757 points in UK's third championship season.

KENTUCKY 68, KANSAS STATE 58



MARCH 27, 1951 • MINNEAPOLIS

Bill Spivey scored 22 points and an ailing Cliff Hagan sparked the Wildcats to their third NCAA title.

With a squad consisting of only six healthy players — Walt Hirsch was ineligible and Hagan was plagued by an infected throat — the Wildcats hardly looked like championship material as Kansas State broke out to a 20-12 lead.

It was then that Rupp inserted the ailing Hagan. It was a move that may have proved the difference as the sophomore forward sparked a rally that saw UK cut the Kansas State lead to 29-27 at the half.

Led by Hagan and Spivey, who dominated the boards, UK outscored Kansas State 41-29 in the second half to complete the come-from-behind victory.



Standing: Frank Ramsey, Shelby Linville, Bill Spivey, Roger Layne, Lou Tsioropoulos, Read Morgan. **Seated:** Coach Adolph Rupp, Cliff Hagan, C.M. Newton, Walt Hirsch, Paul Lansaw, Dwight Price, Assistant Coach Harry Lancaster. **Bottom Row:** Lindle Castle, Lucian Whitaker, Bobby Watson, Guy Strong, T. Riddle.

1957-58 NATIONAL CHAMPIONS

GAME REVIEW

Kentucky

PLAYER	FGM	FGA	FTM	FTA	REB	PF	TP
Crigler	5	12	4	7	14	4	14
Cox	10	23	4	4	16	3	24
Beck	0	1	0	1	3	4	0
A. Smith	2	8	3	5	6	4	7
Hatton	9	20	12	15	3	3	30
Mills	4	9	1	4	5	3	9
Totals	30	73	24	36	47	21	84

Seattle

PLAYER	FGM	FGA	FTM	FTA	REB	PF	TP
Frizzell	4	6	8	11	5	3	16
Brown	6	17	5	7	5	5	17
Baylor	9	32	7	9	19	4	25
Harney	2	5	0	1	1	1	4
Saunders	0	2	0	0	2	3	0
Ogorek	4	7	2	2	11	5	10
Plasecki	0	0	0	0	0	0	0
Totals	25	69	22	30	43	21	72

Halftime: Seattle 39, UK 36

Season Recap

After finishing the previous year with a second-round NCAA tournament loss on their home court, the 1957-58 Kentucky Wildcats, behind the starting lineup of Vernon Hatton, Johnny Cox, John Crigler, Adrian Smith and Ed Beck, lost two of its final five games and appeared an unlikely contender for the national championship.

The Cats were led by Hatton's 17.1 points per game and Cox's 14.9 points per game. Hatton proved his effectiveness as a clutch player by sinking a 47-foot shot at the end of regulation to send UK into overtime against Temple, a game that the Wildcats would win 85-83 after three extra periods. Kentucky breezed past the first two rounds of the NCAA Tournament, held in Lexington, with wins over Miami of Ohio and Notre Dame. UK then faced Temple in the next round and again won a close 61-60 decision.

The Wildcats defeated Seattle 84-72 in an anti-climactic national title, the fourth and final national championship for Adolph Rupp.

KENTUCKY 84, SEATTLE 72



MARCH 22, 1958 • LOUISVILLE

Senior Vernon Hatton scored 30 points and the Wildcats overcame a 25-point, 19-rebound performance by Elgin Baylor to capture their fourth NCAA championship.

Led by Hatton and Johnny Cox, who finished with 24 points, the Wildcats twice battled back from 11-point deficits to gain the victory.

Trailing for much of the game, UK grabbed its first lead with 6:08 left when Don Mills hit a hook shot to give the Wildcats a 61-60 lead. Moments later, Cox hit a jump shot to make it 63-60 and UK never trailed again.

John Crigler added 14 points and 14 rebounds for the victors. Mills and Adrian Smith finished with nine and seven points, respectively.

Aside from Baylor, Seattle received 17 points from Charley Brown and 16 from Jerry Frizzell.



Front Row: Coach Adolph Rupp, Adrian Smith, John Crigler, Ed Beck, Don Mills, Johnny Cox, Vernon Hatton, Assistant Coach Harry Lancaster.

Second Row: Student Manager Jay Atkerson, Earl Adkins, Billy Smith, Phil Johnson, Bill Cassidy, Lincoln Collinsworth and Harold Ross.

1977-78 NATIONAL CHAMPIONS

GAME REVIEW

Kentucky

PLAYER	MIN	FG	FT	REB	A	PF	TP
Givens	37	18-27	5-8	8	3	4	41
Robey	32	8-11	4-6	11	0	2	20
Phillips	11	1-4	2-2	2	1	5	4
Macy	38	3-3	3-4	0	8	1	9
Claytor	24	3-5	2-4	0	3	2	8
Lee	20	4-8	0-0	4	2	4	8
Shidler	16	1-5	0-1	1	3	3	2
Aleksinas	1	0-0	0-0	0	0	1	0
Williams	10	1-3	0-0	4	0	2	2
Cowan	8	0-2	0-0	2	0	1	0
Stephens	1	0-0	0-0	0	0	0	0
Courts	1	0-0	0-0	0	0	0	0
Gettelfinger	1	0-0	0-0	0	0	0	0
Casey	1	0-0	0-0	0	0	1	0
Totals	200	39-68	16-25	32	20	26	94

Duke

PLAYER	MIN	FG	FT	REB	A	PF	TP
Banks	37	6-12	10-12	8	2	2	22
Dennard	30	5-7	0-0	8	2	5	12
Gminski	37	6-16	8-8	12	2	3	20
Harrell	24	2-2	0-0	0	1	3	4
Spanarkel	40	8-16	5-6	2	3	4	21
Suddath	9	1-3	2-3	2	0	1	2
Bender	17	1-2	5-5	1	4	3	7
Goetsch	6	0-1	0-0	1	0	1	0
Totals	200	29-59	30-34	35	14	22	88

Technical — Duke bench; Halftime: UK 45, Duke 38


Season Recap

Regular-season losses to Alabama and LSU were the only blemishes on Kentucky's 1977-78 record, as UK and senior Jack Givens, who averaged 18.1 points per game, went 30-2 for its first NCAA title in 20 years. UK outscored its opponents by 459 points during the season and were aided by 14.4 points per game from 6-foot-10 center Rick Robey.

Originally hailed as an underachieving team, Kentucky overcame obstacles to win the SEC Championship and the first NCAA title under head coach Joe B. Hall. The Cats won their last eight regular-season games, including a 92-70 win over UNLV in the home finale, led by 26 points from Robey, and a 78-68 win over Vanderbilt in Nashville, Tenn.

Characteristically, the Cats had no trouble with their early-round competition in the NCAA Tournament, as Florida State, Miami of Ohio and Michigan State fell along the way. UK met up with Arkansas in the national semifinal game, which they won 64-59 before defeating Duke, 94-88, in the championship final.

KENTUCKY 94, DUKE 88




MARCH 27, 1978 • ST. LOUIS

Senior Jack Givens put on one of the finest individual performances in NCAA Championship history in leading the Wildcats past the Blue Devils.

With many Kentucky fans among the crowd of 18,271 chanting "Goose, Goose," Givens scored 41 points, three short of the record for a championship game, to help the Wildcats to their fifth NCAA title and first in 20 years.

Givens' dominance was clearly evident in the first half as he scored 23 points, including UK's last 16 of the half, to turn a 29-28 UK lead into a 45-38 cushion. It was a deficit from which the Blue Devils would not recover.

Overall, Givens made 18 of 27 field goal attempts, five of eight free throws and added eight rebounds and three assists.



Front Row: Coach Joe Hall, Jay Shidler, Dwane Casey, Kyle Macy, Jack Givens, Tim Stephens, Chris Gettelfinger, Truman Claytor, Assistant Coach Dick Parsons.

Second Row: Assistant Trainer Walt McCombs, Manager Don Sullivan, LaVon Williams, Scott Courts, Mike Phillips, Rick Robey, Chuck Aleksinas, Fred Cowan, James Lee, Assistant Coach Leonard Hamilton, Assistant Coach Joe Dean Jr.

1995-96 NATIONAL CHAMPIONS

GAME REVIEW

Kentucky

Player	MIN	FG	3FG	FT	R	F	A	TO	B	S	TP
Anderson	16	4-8	2-3	1-1	4	2	1	2	0	3	11
Walker	32	4-12	0-1	3-6	9	2	4	0	0	4	11
McCarty	19	2-6	0-0	0-0	7	3	3	1	0	0	4
Delk	37	8-20	7-12	1-2	7	2	2	3	1	2	24
Epps	35	0-6	0-3	0-0	4	1	7	1	0	0	0
Pope	27	1-6	0-2	2-2	3	3	2	4	0	1	4
Mercer	24	8-12	3-4	1-1	2	3	2	0	0	1	20
Sheppard	7	1-2	0-1	0-1	2	3	0	3	0	0	2
Edwards	3	0-1	0-1	0-0	0	0	1	1	0	0	0
Team											2
Totals	200	28-73	12-27	8-13	40	19	22	15	1	11	76

Syracuse

Player	MIN	FG	3FG	FT	R	F	A	TO	B	S	TP
Burgan	39	7-10	3-5	2-5	8	5	1	5	0	1	19
Wallace	38	11-19	2-3	5-5	10	5	1	6	1	0	29
Hill	28	3-9	0-0	1-1	10	2	1	3	1	0	7
Sims	39	2-5	1-4	1-2	2	2	7	7	0	1	6
Cipolla	35	3-8	0-3	0-0	1	1	2	2	0	4	6
Reafsnnyder	13	0-1	0-0	0-0	4	0	0	1	0	0	0
Janulis	8	0-0	0-0	0-0	2	2	0	0	0	0	0
Nelson	0	0-0	0-0	0-0	0	0	0	0	0	0	0
Team											1
Totals	200	26-52	6-15	9-13	38	17	12	24	2	6	67

Halftime: UK 42, Syracuse 33

Season Recap

Kentucky strung together 25 consecutive wins, including a 16-0 mark in Southeastern Conference play, midway through the 1995-96 season and rolled to its sixth national championship and the first under head coach Rick Pitino. The dynamic duo of Tony Delk (17.8 ppg) and Antoine Walker (15.2 ppg) led the Wildcats' team dubbed "The Untouchables" by Pitino.

A 10-point loss to UMass in the second game of the season would be the only smudge on the Wildcats' schedule as they entered SEC Tournament play. UK posted dominating wins over Florida (100-76) and Arkansas (95-75) in the first two rounds of the tournament, but an up-start Mississippi State team shot 60 percent from the three-point arc to hand UK a shocking 84-73 loss in the title game.

Kentucky still earned a No. 1 seed in the NCAA Tournament's Dallas Regional and stomped San Jose State and Virginia Tech to easily advance to the Sweet Sixteen. The competition proved no tougher in the next two rounds as the Wildcats outscored Utah and Wake Forest by a combined 62 points. A rematch with UMass awaited in the national semifinal, but Kentucky had no trouble with John Calipari's Minutemen, surpassing them 81-74. The Wildcats, behind six first-half three-pointers by Delk, defeated Syracuse, 76-67, in the national title game.

KENTUCKY 76, SYRACUSE 67



APRIL 1, 1996 • EAST RUTHERFORD, N.J.

Tony Delk tied a championship game record with seven three-pointers and the Wildcats withstood a late Orangemen rally to win UK's sixth national title before a capacity crowd of 19,229 in the Continental Airlines Arena at the Meadowlands.

Delk, the Final Four's Most Outstanding Player, canned seven of 12 three-pointers to lead the Cats with 24 points. But after Syracuse had cut the lead to two, 64-62, with 4:46 remaining, a Delk misfire was tipped in by Walter McCarty to extend UK's lead to four. After holding the Orangemen on the next possession, Derek Anderson drained a three to push the lead to seven. SU would get no closer than five in the final minutes.

Delk was joined on the Final Four All-Tournament team by freshman Ron Mercer, who was sensational off the bench, scoring a career-high 20 points on 8-12 shooting from the field, including 3-4 from three-point range.



Front Row: Assistant Coach Delray Brooks, Head Coach Rick Pitino, Allen Edwards, Derek Anderson, Jeff Sheppard, Tony Delk, Anthony Epps, Cameron Mills, Wayne Turner, Associate Coach Jim O'Brien, Assistant Coach Winston Bennett.

Back Row: Equipment Manager Bill Keightley, Administrative Assistant George Barber, Jason Lathrem, Oliver Simmons, Nazr Mohammed, Mark Pope, Walter McCarty, Antoine Walker, Jared Prickett, Ron Mercer, Trainer Eddie Jamiel, Assistant Strength Coach Layne Kaufman, Strength Coach Shaun Brown.

1997-98 NATIONAL CHAMPIONS

GAME REVIEW

Kentucky

Player	MIN	FG	3FG	FT	R	F	A	TO	B	S	TP
Edwards	24	2-7	0-3	0-0	1	0	5	0	0	1	4
Padgett	33	6-11	1-5	4-4	5	4	1	0	0	0	17
Mohammed	13	5-9	0-0	0-0	2	4	0	1	2	0	10
Turner	27	2-5	0-1	2-4	2	0	4	5	0	3	6
Sheppard	34	7-14	0-2	2-2	4	1	3	2	0	2	16
Magloire	22	2-3	0-0	3-3	2	4	1	0	3	0	7
Evans	23	3-4	2-2	2-2	6	1	0	3	1	1	10
Mills	12	2-4	2-4	2-2	0	0	1	0	0	0	8
Smith	7	0-0	0-0	0-0	0	0	0	0	0	0	0
Bradley	5	0-0	0-0	0-0	1	1	0	0	0	0	0
Team					1						
Totals	200	29-57	5-17	15-17	24	15	15	11	6	7	78

Utah

Player	MIN	FG	3FG	FT	R	F	A	TO	B	S	TP
Mottola	28	4-10	1-3	6-6	8	4	0	3	0	0	15
Jensen	35	5-6	1-1	3-3	2	2	2	1	0	0	14
Doleac	34	5-12	1-1	4-6	10	2	1	1	2	3	15
Miller	37	6-15	0-3	4-7	6	5	5	8	0	2	16
Hansen	32	1-6	0-2	0-0	5	2	1	2	0	3	2
Johnsen	16	3-4	1-2	0-0	4	0	0	3	0	0	7
McTavish	3	0-0	0-0	0-0	0	1	2	0	0	0	0
Jackson	10	0-1	0-1	0-0	0	2	1	0	0	0	0
Caton	5	0-1	0-1	0-0	0	0	0	0	0	0	0
Team					4						
Totals	200	24-55	4-14	17-22	39	18	12	18	2	8	69

Halftime: Utah 41, UK 31

Season Recap

The team that became known as the "Comeback Cats," the 1997-98 Kentucky Wildcats captured their second NCAA title in three years after overcoming a 10-point halftime deficit against Utah in the national championship game. UK was 10-3 in games decided by 10 points or less and 7-1 in games decided by three points or less during the season.

Kentucky's players provided a balanced attack, as all five starters averaged over nine points per game with senior guard Jeff Sheppard averaging 13.7 points per game and junior center Nazr Mohammed averaging 12.0 points per game. The Wildcats rolled to an 86-56 victory over South Carolina in the SEC Tournament final and then sprinted past South Carolina State, St. Louis and UCLA in the first three rounds of the NCAA Tournament.

KENTUCKY 78, UTAH 69



MARCH 30, 1998 • SAN ANTONIO

Kentucky battled back from a 41-31 halftime deficit to Utah — the largest halftime margin ever overcome in an NCAA title game — to claim the school's seventh national championship before 40,509 fans in the Alamodome.

Utah was propelled to the early lead thanks to a 24-6 rebounding advantage in the first half. But Heshimu Evans sparked the "Comeback Cats" off the bench with seven straight points early in the second half. Later, Final Four Most Outstanding Player Jeff Sheppard canned a baseline jumper with 4:54 remaining to give UK a 65-64 lead. The exhausted Utes then missed 11 consecutive field goals as the Wildcats claimed their second NCAA Championship in three years.

Scott Padgett joined Sheppard on the All-Final Four team after scoring 17 points. UK outrebounded the Utes 18-15 in the second half.



Front Row: (L-R) Assistant Coach Mike Sutton, Head Coach Orlando "Tubby" Smith, Saul Smith, Cameron Mills, Jeff Sheppard, Wayne Turner, Steve Masiello, Assistant Coach George Felton, Assistant Coach Shawn Finney. **Standing:** Special Assistant Leon Smith, Administrative Assistant Simeon Mars, Equipment Manager Bill Keightley, Ryan Hogan, Heshimu Evans, Scott Padgett, Nazr Mohammed, Jamaal Magloire, Michael Bradley, Myron Anthony, Allen Edwards, Trainer Eddie Jamiel, Strength Coach Tom Boyd.

HELMS NATIONAL TITLES

THE HELMS ATHLETIC FOUNDATION

Founded in Los Angeles in the mid-1930s by Bill Schroader and Paul Helms, the Helms Foundation researched records to rank the nation's top teams dating back to 1901. From 1939, when the NCAA Tournament started, the Helms and NCAA champions were the same, except for 1939-40-44-54. In addition to its NCAA Championship years of 1948, '49, '51, '58, '78, '96 and '98, Kentucky was named the Helms National Champion in 1933 (20-3) and 1954 (25-0).

Kentucky players Forest Sale (1933) and Leroy Edwards (1935) were named Helms National Players of the Year.



Forest Sale, 1933



Leroy Edwards, 1935

1933 HELMS NATIONAL TITLISTS



Front Row: Biggerstaff, Settle, Gates, Nugent, Tucker, Jackson, Lawrence.

Middle Row: Coach Rupp, Boles, Kercheval, Davis, Johnson, Darby, Mann, Asst. Coach Miller.

Back Row: Blair, Davis, Morris, Sale, DeMoisey, Yates, Kreuter, Maxson.

1954 HELMS NATIONAL TITLISTS



Front Row: Coach Adolph Rupp, Linville Puckett, Jess Curry, Gayle Rose, Clay Evans, Willie Rouse, Dan Chandler, Pete Grigsby, Assistant Coach Harry Lancaster.

Back Row: Student Manager Mike Dolan, Hugh Coy, Cliff Hagan, Lou Tsiropoulos, Jerry Bird, Phil Grawemeyer, Harold Hurst, Bill Bibb, Frank Ramsey, Bill Evans.

CHAMPION KENTUCKY COACHES



ADOLPH RUPP

UK Record: 876-190 (82.2%), 41 years • 1931-72

Alma Mater (Year): Kansas (1923)

Hometown: Halstead, Kan.

Born: Sept. 2, 1901 • **Died:** Dec. 10, 1977 (age 76)

A former UK Media Guide began, “In the storied land of Kentucky Colonels, there dwelled but one Baron, a man of consummate pride and a mold of powerful teams which for more than four decades made the name University of Kentucky synonymous with the game of basketball.”

Tutored by the great Phog Allen at Kansas and a student of the game under Dr. James Naismith, Rupp learned his craft at an early age. After leaving the high school ranks in Freeport, Ill., to take the UK job in 1930, the “man in the brown suit” became the winningest coach in all of college basketball. He was an innovator of the fast break, a trademark of the Wildcats even today.

To become the winningest coach in his sport, Rupp passed his mentor, Coach Allen, on March 12, 1966, with his 747th victory against Dayton in the Mideast Regional. He achieved the top ranking when he passed Western Kentucky’s E.A. Diddle with victory No. 760 on Feb. 18, 1967, at Mississippi State.

He finished with 876 wins when he retired in 1972, a mark that stood for 25 years until North Carolina’s Dean Smith moved ahead in 1997.

Among the many UK victories were four NCAA titles (1948, ’49, ’51 and ’58), one Olympic Gold Medal (1948), one NIT Championship (1946), 27 Southeastern Conference titles and his Wildcats were voted No. 1 in the final polls on six different occasions.

Rupp coached some of America’s best – Sale, Beard, Groza, Hagan, Ramsey, Cox, Hatton, Nash, Riley and Issel. Thirty-two of his Cats were voted All-Americans 50 times and 52 players were honored 91 times as All-SEC performers.

His teams were unmatched in league play, earning a 400-74 (84.4%) record against SEC competition. In the conference tournament, Rupp’s Wildcats were 57-6, winning 13 titles in 19 appearances.

Before the end of his 42-year career, the four-time National Coach of the Year was inducted into the Naismith Hall of Fame in 1969. Rupp also earned SEC Coach of the Year honors on seven occasions.



JOE B. HALL

UK Record: 297-100 (74.8%), 13 years • 1973-85

Overall Record: 373-156 (70.5%), 19 years

Alma Mater (Year): Kentucky (1955)

Born: Nov. 30, 1928 • **Hometown:** Cynthiana, Ky.

Joe B. Hall, who grew up just 20 minutes north of the University of Kentucky campus in Cynthiana, had the unenviable task of following the legendary Adolph Rupp, who was forced to retire at age 70. But Hall, the former Rupp assistant, met the challenge head on, coaching three teams to the Final Four (1975, ’78 and ’84) and winning the 1978 NCAA Championship, the school’s fifth title and first in 20 seasons.

Hall began his association with Kentucky as a student-athlete during the “Fabulous Five era.” He played one year of junior varsity and one year of varsity basketball before transferring to the University of the South in Sewanee, Tenn., where he finished his eligibility and set a single-game scoring record. Following his college career, Hall toured Europe with the Harlem Globetrotters in 1951, but later returned to UK and completed his degree requirements.

His coaching career began at Shepherdsville (Ky.) High School in 1956. It continued on to Regis College in Denver, where he spent five years (57-50 record), and Central Missouri State, where he recorded a 19-6 mark in one season before returning to UK as an assistant to Rupp on July 1, 1965.

As the UK head coach, Hall won National Coach of the Year honors in 1978 and four SEC Coach of

the Year awards. He had seven players win All-America honors 11 times and nine Wildcats were voted All-SEC on 18 occasions.

Hall's squads recorded a 172-62 (73.5%) record versus SEC competition during the regular season, winning eight SEC titles in 13 seasons and one league tournament championship in six tries.

While Coach Rupp witnessed 37 of his players drafted by the NBA, Hall saw 23 players drafted during his 13-year tenure, five in the first round.

Retired, Hall still resides in Lexington.



RICK PITINO

UK Record: 219-50 (81.4%), 8 years • 1990-97

Alma Mater (Year): Massachusetts (1974)

Hometown: New York, N.Y.

Born: Sept. 18, 1952

Promising to win right away, the 36-year-old coach from the New York Knicks accepted the challenge of rebuilding the Kentucky basketball dynasty.

Pitino came to UK with impressive credentials, having rebuilt Boston U., Providence and the Knicks. His first UK team, "Pitino's Bombinos," shocked the college basketball world by defeating Shaquille O'Neal, Chris Jackson and the No. 9-ranked LSU Tigers in Lexington en route to a surprising 14-14 record in 1989-90.

It was a glimpse into the future. The following year, UK finished with the best record in the SEC. Then in 1992, fresh off NCAA probation, the "Unforgettables" took eventual national champion Duke into overtime of the East Regional final before falling 104-103 in what many have labeled "the greatest college basketball game ever played."

In 1993, with Jamal Mashburn leading the charge, UK advanced to the Final Four for the first time in nine years, losing to Michigan in overtime. After an Elite Eight finish in '95, Pitino's squad became the team to beat in '96. Highlights included the school's first league championship in 10 seasons, a 27-game win streak, a top-three ranking nearly the entire season, and the crowning jewel, the school's sixth NCAA title.

After UK lost four players to the NBA Draft, Pitino's task of defending the national championship became more difficult after star-guard Derek Anderson severely injured his knee during the '97 season. But the Cats wouldn't fold, rolling to the title game before losing to Arizona in overtime.

Along the way, Pitino won five of six SEC Tournament Championships, two ECAC Holiday Classics, the Maui Invitational and the Great Alaska Shootout. He had a 104-28 record versus SEC teams, winning two league crowns, and an amazing 17-1 record in the SEC tournament.

He coached three All-Americans and eight All-SEC performers. The NBA drafted eight of his Wildcats, six in the first round, including three lottery picks.

Following the national runner-up trophy in 1997, the former point guard at UMass left UK for the challenge of rebuilding the NBA's Boston Celtics.



ORLANDO "TUBBY" SMITH

UK Record: 263-83 (76.0%), 10 years • 1998-2007

Alma Mater (Year): High Point (N.C.) (1973)

Hometown: Scotland, Md.

Born: June 30, 1951

As Kentucky made its run to the NCAA's 2005 Elite Eight, national media members began to notice unusual traits about Tubby Smith's latest group of Wildcats. For instance, no player scored 15 or more points a game. No one averaged eight rebounds. As many as 13 players routinely saw action, often in the first half alone.

This team was selfless and versatile, yet extremely competitive, just like its coach, Orlando "Tubby" Smith. In his 10 seasons in the Bluegrass, Smith won with McDonald's All-Americans and with unheralded prep

talent. He won with future NBA stars and with walk-ons from within the Commonwealth. He won with experience and with new players.

In a nutshell, he won.

He arrived in Lexington in 1997, and guided Kentucky to one national championship, five SEC crowns and five SEC Tournament titles, with six Sweet 16 finishes in his 10 seasons.

He totaled 100 wins quicker than any other Wildcat coach except Hall of Famer Adolph Rupp, reaching the plateau in 130 games. He won 76 percent of his games despite playing a schedule that annually ranked among the nation's best.

In NCAA Tournament play, Smith finished his career at UK with the sixth-best winning percentage (.690) among active coaches, trailing Duke's Mike Krzyzewski and Michigan State's Tom Izzo, among others, with a sterling 29-13 record.

Even more impressive, Smith averaged nearly 26 wins per season at Kentucky. In the SEC Tournament, he was 20-5 at UK, and he won a league championship seven times in his 10 years as head coach.

COACHING SUMMARY

Years	Name	Tenure	Won	Lost	Pct.	Best Season
1903-09	W.W.H. Mustaine and Others	7	21	35	.375	
1910	E.R. Sweetland & R.E. Spahr	1	4	8	.333	
1911	H.J. Iddings	1	5	6	.454	5-6 in 1911
1912	E.R. Sweetland	1	9	0	1.000	9-0 in 1912
1913	J.J. Tigert	1	5	3	.625	5-3 in 1913
1914-15	Alpha Brumage	2	19	7	.731	12-2 in 1914
1916	James Park	1	8	6	.571	8-6 in 1916
1917	W.P. Tuttle	1	4	6	.400	4-6 in 1917
1918	S.A. Boles	1	9	+2-1	.792	9-2-1 in 1918
1919	Andrew Gill	1	6	8	.428	6-8 in 1919
1920-24	George Buchheit	5	44	27	.619	13-1 in 1921
1925	C.O. Applegran	1	13	8	.619	13-8 in 1925
1926	Ray Eklund	1	15	3	.833	15-3 in 1926
1927	Basil Hayden	1	3	13	.187	3-13 in 1927
1929-30	John Mauer	3	40	14	.740	16-3 in 1930
1931-72	Adolph Rupp	+42	876	190	.822	25-0 in 1954
1973-85	Joe B. Hall	13	297	100	.748	30-2 in 1978
1986-89	Eddie Sutton	4	# 88	39	.693	32-4 in 1986
1990-97	Rick Pitino	8	219	50	.814	34-2 in 1996
1998-07	Orlando "Tubby" Smith	10	263	83	.760	35-4 in 1998
2008-09	Billy Gillispie	2	40	27	.597	22-14 in 2009
2010-present	John Calipari	2	64	12	.842	35-3 in 2010

22 Coaches In 108 Seasons

Games Won—2,052, Lost—647, Tied—1

- Unique tie game resulted from scorer's error discovered after game.
- + No schedule played in 1953 — Rupp's record for 41 seasons. Five wins in 1966 International Universities Tournament in Israel not included in team totals.
- « Basketball at UK reportedly started when W.W.H. Mustaine called together some students, took up a collection totaling \$3 for a ball and told them to start playing. There was no official coach from 1903 until 1910. Managers ran the team.
- # Three games from 1988 NCAA Tournament vacated by decree of NCAA.

SOUTHEASTERN CONFERENCE COACH OF THE YEAR

	<i>Associated Press</i>	<i>UPI</i>	<i>Coaches</i>
Adolph Rupp	1964, 1966, 1968, 1969, 1970	1968, 1969, 1970, 1971	1964, 1966, 1968, 1969, 1970, 1971, 1972
Joe B. Hall	1975		1973, 1975, 1978, 1983
Eddie Sutton	1986	1986	
Rick Pitino	1991, 1996	1990	1996
Tubby Smith	1998, 2003, 2005		2003, 2005
Billy Gillispie			2008
John Calipari	2010		

WINGED FOOT AWARD

(Given annually since 1996 by the New York Athletic Club to the coach of the NCAA Champions)

Rick Pitino - 1996

Tubby Smith - 1998

NATIONAL COACH OF THE YEAR

Adolph Rupp - 1959
(UPI)

Adolph Rupp - 1966
(UPI, USBWA, TSN)

Adolph Rupp - 1970
(TSN)

Joe B. Hall - 1978
(Kellogg's)

Eddie Sutton - 1986
(AP, NABC)

Rick Pitino - 1990
(*Basketball Times*)

Rick Pitino - 1991
(*Sporting News*)

Tubby Smith - 1998
(*Basketball Weekly*)

Tubby Smith - 2003
(AP, NABC, USBWA, Naismith, Sporting News, CBS/Chevrolet, Basketball Times)

Tubby Smith - 2005
(Jim Phelan Award)

John Calipari - 2010
(Adolph Rupp Cup)



Joe B. Hall had the unenviable task of succeeding Coach Rupp. Yet, he won 297 games, an NIT title and an NCAA title.



Coach Adolph Rupp diagrammed plays for his team en route to his first NCAA Championship in 1948.



John Calipari became the first UK coach to win the Adolph Rupp Cup, given to the National Coach of the Year.

ALL-TIME LETTERMEN

A

Allan Abramson (Mgr.) (1944)
 John Adams (1963, 64, 65)
 Don Adkins (1963, 64, 65)
 Earl Adkins (1955, 57, 58)
 Paul Adkins (1921, 22)
 Marvin Akers (1941, 42, 43)
 Charles Alberts (1925, 26)
 Charles Aleksinas (1978)
 Ermal Allen (1940, 41, 42)
 Shagari Alleyne (2004, 05, 06)
 Ed Allin (1945)
 Desmond Allison (1999, 00)
 Sean Alteri (Mgr.) (1997)
 Carl Althaus (1943)
 H.M. Amoss (1904)
 Derek Anderson (1996, 97)
 Dwight Anderson (1979)
 Milerd Anderson (1934, 35, 36)
 Jim Andrews (1971, 72, 73)
 Paul Andrews (1984, 85, 86, 87)
 Lee Andrus (1903, 04)
 Myron Anthony (1998)
 Phil Argento (1967, 68, 69)
 R.H. Arnett (1904)
 Jay Atkerson (Mgr.) (1957, 58, 59)
 Randy Azbill (Mgr.) (1984, 85)
 Kelenna Azubuike (2003, 04, 05)

B

H.A. Babb (Mgr.) (1911)
 Adrian Back (1942)
 Stanley Baer (1905, 06, 07)
 Scotty Baesler (1962, 63)
 Mike Ballenger (1982)
 R.C. Barbee (1906, 07, 09)
 Antwain Barbour (2003, 04)
 Cliff Barker (1947, 48, 49)
 Bill Barlow (1943)
 B. Barnett (1911, 12, 13)
 Dale Barnstable (1947, 48, 49, 50)
 Bobby Barton (Mgr.) (1967)
 Will Barton (Mgr.) (2010, 11)
 Arthur Bash (1918)
 Arthur Bastin (1918)
 Dickey Beal (1981, 82, 83, 84)
 Ralph Beard (1946, 47, 48, 49)
 Bret Bearup (1981, 83, 84, 85)
 Todd Bearup (1991)
 Ed Beck (1956, 57, 58)
 Cecil Bell (1931)

Winston Bennett (1984, 85, 86, 88)
 Cliff Berger (1966, 67, 68)
 Henry Besuden (1926)
 Bill Bibb (1954)
 Arthur Bicknell (1940)
 Doug Billips (Mgr.) (1969, 70)
 Jerry Bird (1954, 55, 56)
 James Blackmon (1984, 85, 86, 87)
 Crittenden Blair (1934)
 Eric Bledsoe (2010)
 J.P. Blevins (1999, 2000, 01, 02)
 Harry Bliss (1935)
 Keith Bogans (2000, 01, 02, 03)
 J. David Bolen (Mgr.) (1996, 97, 98)
 Ralph Boren (1924)
 Brad Bounds (1966, 67)
 Sam Bowie (1980, 81, 84)
 Junior Braddy (1990, 91, 92, 93)
 Michael Bradley (1998, 99)
 Ramel Bradley (2005, 06, 07, 08)
 Bob Brannum (1944, 47)
 Jeff Brassow (1990, 91, 93, 94)
 D.P. Branson (1905, 06)
 Wayne Breeden (Mgr.) (1983)
 John Brewer (1955, 56, 57)
 Leo Brewer (1908)
 Melvin Brewer (1941, 42, 43)
 G.C. Bridges (1910)
 Chris Briggs (Mgr.) (2002, 03, 04)
 Jake Bronston (1930, 31)
 Dale Brown (1992, 93)
 Steve Bruce (1987)
 T.R. Bryant (1905, 06, 07)
 Nathaniel Buis (1944)
 Carey Burchett (Mgr.) (1934)
 Carroll Burchett (1960, 61, 62)
 L.S. Burham (1919, 20, 22, 23)
 Bob Burrow (1955, 56)
 Bill Busey (1968)
 Kirk Byars (Mgr.) (1963)
 Leroy Byrd (1984, 85, 86)

C

Craig Callihan (Mgr.) (2008, 09, 10)
 Gerry Calvert (1955, 56, 57)
 Jules Camara (1999, 2000, 02, 03)
 George Campbell (Mgr.) (1935)
 Kenton Campbell (1945, 46)
 Patrick Campbell (1917, 18)
 Will Campbell (Mgr.)
 (2007, 08, 09, 10)
 Burgess Carey (1925, 26)

Ralph Carlisle (1935, 36, 37)
 Armiel Carman (Mgr.) (1916)
 Josh Carrier (2002, 03, 04, 05)
 Rashaad Carruth (2002)
 Jared Carter (2006, 07, 08, 09)
 Dwane Casey (1976, 77, 78, 79)
 Mike Casey (1968, 69, 71)
 Billy Ray Cassady (1956, 57, 58)
 J.S. Chambers (Mgr.) (1909)
 Rex Chapman (1987, 88)
 Truman Claytor (1976, 77, 78, 79)
 Steve Clevenger (1966, 67, 68)
 Marion Cluggish (1938, 39, 40)
 Bennie Coffman (1959, 60)
 Sid Cohen (1959, 60)
 L. Collinsworth (1956, 57, 58)
 Carl Combs (1940)
 Cecil Combs (1928, 29, 30)
 Charles Combs (1938)
 Larry Conley (1964, 65, 66)
 Jimmy Dan Conner (1973, 74, 75)
 Joe Coons (1905)
 Anthony Cooper (1990)
 Bernard Coté (2003, 04)
 Mark Coury (2007, 08)
 DeMarcus Cousins (2010)
 Fred Cowan (1978, 79, 80, 81)
 Jeremiah Cox (Mgr.) (2004, 05, 06)
 Johnny Cox (1957, 58, 59)
 Hugh Coy (1954)
 Joe Crawford (2005, 06, 07, 08)
 John Crigler (1956, 57, 58)
 George Critz (1964)
 Larry Crosby (Mgr.) (1965)
 John S. Crosthwaite (1910)
 Albert Cummins (1947)
 Fred Curtis (1937, 38, 39)

D

Louie Dampier (1965, 66, 67)
 Erik Daniels (2001, 02, 03, 04)
 Darrell Darby (1931, 32, 33)
 Howard Dardeen (1959)
 Ed Davender (1985, 86, 87, 88)
 A.J. Davis (Mgr.) (2006)
 Berkley Davis (1934)
 Bruce Davis (1936)
 Johnathon Davis (1989, 90, 91)
 Mulford Davis (1943, 46, 47)
 Robert Davis (1937)
 William Davis (1933, 34)
 David Deaton (Mgr.) (1989)

Ted Deeken (1962, 63, 64)
 Claire Dees (1927, 28, 29)
 Tony Delk (1993, 94, 95, 96)
 John "Frenchy" DeMoisey
 (1932, 33, 34)
 Truitt DeMoisey (1944)
 Harry Denham (1939)
 Rodney Dent (1993, 94)
 Jim Dinwiddie (1969, 70, 71)
 J.A. Dishman (1918, 19)
 Darnell Dodson (2010)
 A.L. Dolan (1906)
 Mike Dolan (Mgr.) (1952, 54)
 Warfield Donohue (1935, 36, 37)
 H.H. Downing (1908)
 Pat Doyle (1963)
 Rick Drewitz (1972, 73, 74)
 Hunter Durham (Mgr.) (1961, 62)
 James Durham (1945)

E

Ray Edelman (1972, 73, 74)
 Allen Edwards (1995, 96, 97, 98)
 Leroy Edwards (1935)
 Russell Ellington (1935, 36)
 LeRon Ellis (1988, 89)
 Randy Embry (1963, 64, 65)
 Kenneth England (1941, 42)
 Anthony Epps (1994, 95, 96, 97)
 Marquis Estill (2001, 02, 03)
 Bill Evans (1952, 54, 55)
 Heshimu Evans (1998, 99)
 Mark Evans (Mgr.) (2010, 11)
 William Evans (Mgr.) (1942)
 J.C. Everett (1919, 20)

F

H.L. Farmer (1912, 13)
 Richie Farmer (1989, 90, 91, 92)
 Keith Farnsely (1939, 40, 41)
 John Farris (Mgr.) (1992, 94, 95)
 J.B. Faulconer (Mgr.) (1939)
 Allen Feldhaus (1960, 61, 62)
 Deron Feldhaus (1989, 90, 91, 92)
 John Ferguson (Mgr.) (1971)
 Fred Fest (1923)
 Gerald Fitch (2001, 02, 03, 04)
 Garrett Fitzpatrick (Mgr.) (1941)
 George Fletcher (Mgr.) (1980, 81)
 Chigger Flynn (Mgr.) (1956)
 Mike Flynn (1973, 74, 75)
 Bob Fowler (1976)
 Travis Ford (1992, 93, 94)
 W.C. Fox (1907, 08, 09)

Jeremy French (Mgr.) (2007, 08, 09)

G

J.H. Gaiser (1910, 11, 12)
 Kevin Galloway (2009)
 Gary Gamble (1966, 67, 68)
 Kenneth Gayheart (Mgr.)
 (1990, 91, 92, 94)
 Robert Gayheart (Mgr.) (1989)
 D.J. Geddes (Mgr.) (2001, 02, 03, 04, 05)
 Chris Gettelfinger (1980, 81)
 Elmer Gilb (1929)
 Jeff Ginnan (1989)
 Jack Givens (1975, 76, 77, 78)
 Max Glickman (1918)
 James Goforth (1935, 36, 37)
 Zach Goines (Mgr.) (1996, 97, 98, 99)
 James Goodman (1938, 39)
 Steve Goodson (Mgr.) (2002, 03, 04, 05)
 Phil Grawemeyer (1954, 55, 56)
 Sean Gray (Mgr.) (1994, 95, 96, 97)
 Kevin Grevey (1973, 74, 75)
 William Griffith (Mgr.) (1929)
 Alex Groza (1945, 47, 48, 49)
 George Gumbert (1914, 15, 16)
 Bob Guyette (1973, 74, 75)
 J. White Guyn (1904)

H

Cliff Hagan (1951, 52, 54)
 Joseph Hagan (1936, 37, 38)
 Jerry Hale (1973, 74, 75)
 Dan Hall (1975)
 Mark Halsell (2009)
 Reggie Hanson (1988, 89, 90, 91)
 Roger Harden (1983, 84, 85, 86)
 Philip Haring (Mgr.) (1936, 38)
 Sam Harper (1963, 64)
 Tom Harper (1964)
 Carson Harreld (Mgr.) (1965, 66)
 Josh Harrellson (2009, 10, 11)
 Ramon Harr is (2007, 08, 09, 10)
 Chris Harrison (92, 93, 94, 95)
 W.C. Harrison (1911, 12)
 D.W. Hart (1911, 12, 16)
 Merion Haskins (1975, 76, 77)
 Vernon Hatton (1956, 57, 58)
 Cliff Hawkins (2001, 02, 03, 04)
 Basil Hayden (1920, 21, 22)
 Chuck Hayes (2002, 03, 04, 05)
 Elmo Head (1937, 38, 39)
 Matt Heissenbuttel (2001, 02, 03, 04)
 Tom Heitz (1980, 82, 83, 84)
 G. Foster Helm (1925, 27)
 J.H. Herman (1906)

Will Herschelma (Mgr.) (2006,07,08, 09)

Walter Hirsch (1949, 50, 51)
 Walter Hodge (1937)
 Ryan Hogan (1998, 99)
 Joe Holland (1946, 47, 48)
 Joey Holland (1976)
 Kent Hollenbeck (1970, 71, 72)
Jon Hood (2010, 11)
 Derrick Hord (1980, 81, 82, 83)
 Aaron Howard (Mgr.)
 (1998, 99, 2000, 01, 02)
 Mike Howard (Mgr.) (1996, 97, 98)
 Dick Howe (1957, 58)
 Lee Huber (1939, 40, 41)
 C.T. Hughes (1924, 25)
 Lowell Hughes (1958, 59)
 Harry Hurd (1962)
 Charles Hurt (1980, 81, 82, 83)

I

R.Y. Ireland (1916, 17)
 Charles Ishmael (1963, 64)
 Dan Issel (1968, 69, 70)

J

Ralph Jackowski (1938)
 Thad Jaracz (1966, 67, 68)
 Derrick Jasper (2007, 08)
 Irvine Jeffries (1928)
 Cedric Jenkins (1985, 86, 87, 88)
 Paul Jenkins (1926, 27, 28)
 Ned Jennings (1959, 60, 61)
 Herbert Jerome (1934)
 Danny Jett (Mgr.) (2003)
 Ellis Johnson (1931, 32, 33)
 Larry Johnson (1974, 75, 76, 77)
 Phil Johnson (1956, 58, 59)
 Walter Johnson (1944)
 Chris Jones (1989)
Terrence Jones (2011)
 Wallace Jones (1946, 47, 48, 49)
 James Jordan (1947, 48)
 David Judy (Mgr.) (2000, 01 02)

K

Pat Kelly (1905)
 William P. Kemper (Mgr.) (1905)
 Ron Kennett (1964)
 Stan Key (1970, 71, 72)
 Jeff Kidder (Mgr.) (1989)
 James King (1940, 41, 42)
 William King (1921, 22, 24)
 A.M. Kirby (1907)
 William Kleiser (1932)

Edwin Knadler (1927)
 Brandon Knight (2011)
 Mark Krebs (2008, 09, 10)
 Howard Kreuter (1932, 33)
 Tommy Kron (1964, 65, 66)

L

Art Laib (1968)
Doron Lamb (2011)
 Ed Lander (1942, 43)
 Bo Lanter (1980, 81, 82)
 Jason Lathrem (1996)
 Bob Lavin (1920, 21, 22)
 Dave Lawrence (1933, 34, 35)
 Roger Layne (1951)
 James Lee (1975, 76, 77, 78)
 Ken Lehkamp (Mgr.) (1956, 57)
 Jim LeMaster (1966, 67, 68)
 Preston LeMaster (2003, 04, 05, 06)
 Larry Lertz (1966)
 Morris Levin (Mgr.) (1931)
 Garland Lewis (1934, 35, 36)
 Billy Ray Lickert (1959, 60, 61)
 DeAndre Liggins (2009, 10, 11)
 James Line (1947, 48, 49, 50)
 Shelby Linville (1950, 51, 52)
 Zach Lipson (Mgr.) (2011)
 Erceel Little (1932)
 Steve Lochmueller (1973, 74)
 Robert Lock (1985, 86, 87, 88)
 Dutch Longworth (1917)
 Ronnie Lyons (1972, 73, 74)

M

Kyle Macy (1978, 79, 80)
 Richard Madison (1985, 86, 87, 88)
 Jamaal Magloire (1997, 98, 99, 00)
 Eric Manuel (1988)
 Dustin Marr (Mgr.) (2006, 07, 08)
 B.G. Marsh (1918)
 Will Martin (Mgr.) (2009, 10, 11)
 Gimel Martinez (1991, 92, 93, 94)
 F.L. Marx (1910, 11)
 Jamal Mashburn (1991, 92, 93)
 Steve Masiello (1997, 98, 99, 2000)
 Luke Mason (Mgr.) (2007, 08)
 Jim Master (1981, 82, 83, 84)
 James Mathewson (1942)
 Charles Maxson (Mgr.) (1933)
 Jack May (Mgr.) (1935, 36)
 John McAdam (Mgr.) (1970)
 Paul McBrayer (1928, 29, 30)
 Walter McCarty (1994, 95, 96)
 Bob McCowan (1969, 72)

Jim McDonald (1960, 61, 62)
 James McFarland (1924, 25, 26)
 Skip McGaw (1990)
 Lawrence McGinnis (1928, 29, 30)
 Louis McGinnis (1929, 30, 31)
 Dan McHale (Mgr.)
 (1998, 99, 2000, 01)
 James McIntosh (1937)
 Troy McKinley (1982, 83, 84, 85)
 J. McKinney (Mgr.) (1936, 37)
 C.F. Meadors (1912)
 Jodie Meeks (2007, 08, 09)
 Ron Mercer (1996, 97)
 Hub Metry (Mgr.) (1964, 65)
 Brett Miller (Mgr.) (2010, 11)
Darius Miller (2009, 10, 11)
 Derrick Miller (1987, 88, 89, 90)
 Cameron Mills (1995, 96, 97, 98)
 Chris Mills (1989)
 Don Mills (1958, 59, 60)
 Ray Mills (1955, 56, 57)
 Terry Mills (1969, 70, 71)
 Stanley Milward (1928, 29, 30)
 Will Milward (1924, 25)
 Dirk Minniefield (1980, 81, 82, 83)
 Terry Mobley (1963, 64, 65)
 Nazr Mohammed (1996, 97, 98)
 Gayle Mohney (1926)
 Bob Moore (Mgr.) (1950, 51, 52)
 Caleb Moore (Mgr.) (2000, 01, 02, 03)
 Eric Moore (Mgr.) (1989)
 Ralph Morgan (1913, 14, 15)
 Jonathan Morris (Mgr.) (2005)
 Randolph Morris (2005, 06, 07)
 Jeff Morrow (Mgr.) (1989, 90, 91, 92)
 Tom Moseley (1944)
 Ravi Moss (2003, 04, 05, 06)
 Kevin Murphy (Mgr.) (1998, 99, 2000)
 Zach Murphy (Mgr.) (2005, 06, 07, 08)

N

Cotton Nash (1962, 63, 64)
 Alonzo Nelson (1945)
 Roger Newman (1961)
 C.M. Newton (1951)
 Tommy Nichols (1936)
 Brad Noe (Mgr.) (2006)
 Paul Noel (1943)
 Randy Noll (1970)

O

Lukasz Obrzut (2004, 05, 06, 07)
 Dan Omlor (Mgr.) (1964)
 Bernard Opper (1937, 38, 39)

Daniel Orton (2010)
 Hays Owens (1928, 29, 30)

P

Scott Padgett (1995, 97, 98, 99)
 Harold Park (Mgr.) (1945)
 James Park (1914)
 Clyde Parker (1943)
 Ed Parker (Mgr.) (1919)
 J. Ed Parker (1945, 46, 47)
 Jason Parker (2001)
 Tom Parker (1970, 71, 72)
 Jack Parkinson (1944, 45, 46, 48)
 Michael Parks (1990)
 Dick Parsons (1959, 60, 61)
 Patrick Patterson (2008, 09, 10)
 Tom Payne (1971)
 Bart Peak (1917)
 Leonard Pearson (1950)
 John Pelphrey (1989, 90, 91, 92)
 Doug Pendencygraft (1962)
 E.S. Penick (1943)
 Bobby Perry (2004, 05, 06, 07)
 Dwight Perry (2007, 08, 09)
 Dan Perry (1972)
 George Perry (Mgr.) (1954)
 Mike Phillips (1975, 76, 77, 78)
 Frank Phipps (1927)
 Wayne Plummer (1909)
Jarrold Polson (2011)
 Randy Pool (1968, 69)
Stacey Poole (2011)
 Mark Pope (1995, 96)
 Michael Porter (2007, 08, 09)
 Tommy Porter (1966, 67, 68)
 Shelby Post (1908, 09)
 Sam Potter (1934)
 William Poyinz (1921, 23)
 Mike Pratt (1968, 69, 70)
 R.C. Preston (1911, 12, 13, 14)
 Dwight Price (1951)
 Jared Prickett (1993, 94, 95, 97)
 Tayschaun Prince
 (1999, 2000, 01, 02)
 Linville Puckett (1954)
 Larry Pursiful (1960, 61, 62)

R

Frank Ramsey (1951, 52, 54)
 Lloyd Ramsey (1941, 42)
 Tripp Ramsey (Mgr.) (1976, 77)
 Robert Reynolds (1932)
 Rodrick Rhodes (1993, 94, 95)
 A.T. Rice (1923, 24)

S.H. Ridgeway (1920, 21)
 Andre Riddick (1992, 93, 94, 95)
 Carl Riefkin (1923, 24)
 Pat Riley (1965, 66, 67)
 R.N. Roark (1904)
 Roy Roberts (1962, 63)
 Rick Robey (1975, 76, 77, 78)
 Al Robinson (1959)
 William "Doc" Rodes (1917)
 William Rodes (1909, 10)
 Andrew Rogers (Mgr.) (2010)
 Karl Rohs (1925)
 Don Rolfes (1963)
 Kenneth Rollins (1943, 47, 48)
 Rajon Rondo (2005, 06)
 Van Buren Ropke (1927)
 Gayle Rose (1952, 54, 55)
 Harold Ross (1956, 57, 58)
 Ben Roth (Mgr.) (1915)
 Layton Rouse (1938, 39, 40)
 Willie Rouse (1954)
 Herky Rupp (1961)
 Tony Russell (Mgr.)
 (1994, 95, 96, 97)

S

Forest Sale (1931, 32, 33)
 Chad Sanders (Mgr.)
 (2007, 08, 09, 10)
 Matt Scherbenske (2008)
 Charles Schrader (1914, 17)
 Wilber Schu (1944, 45, 46)
 Herschel Scott (1913, 14, 15)
 Mike Scott (1987, 88, 89)
 Jason Seamonds (Mgr.) (1998, 99)
 Cory Sears (2001, 02)
 Jim Server (1915, 16)
 Evan Settle (1933, 34)
 A.P. Shanklin (1918)
 Shelby Shanklin (1908)
 James Sharpe (1927)
 Jeff Sheppard (1994, 95, 96, 98)
 Jay Shidler (1977, 78, 79, 80)
 Terry Shigg (1987)
 Oliver Simmons (1996)
 Glenn Sims (Mgr.) (1973)
 Rekalin Sims (2006)
 George Skinner (1933)
 Landon Slone (2009)
 Bobby Slusher (1959)
 Adrian Smith (1957, 58)
 Bill Smith (1956, 57, 58)
 Doug Smith (Mgr.) (2006)
 G.J. Smith (1973, 74, 75)

G.K. Smith (1921, 23)
 Saul Smith (1998, 99, 00, 01)
 Mark Soderberg (1970)
 Patrick Sparks (2005, 06)
 Carey Spicer (1929, 30, 31)
 Bill Spivey (1950, 51)
 Vincent Splane (1942)
 Carl Staker (1940, 41, 42)
 Larry Stamper (1971, 72, 73)
 Larry Steele (1969, 70, 71)
 Tim Stephens (1977, 78)
 Perry Stevenson (2007, 08, 09, 10)
 A.J. Stewart (2008, 09)
 Gene Stewart (1967)
 Bobby Stiliz (1967)
 C.P. St. John (1904)
 Brian Stocker (Mgr.) (1994, 95, 96, 97)
 Brandon Stockton (2003, 04, 05, 06)
 Marvin Stone (2000, 01)
 N. Stone (1908)
 John Strogg (1945, 48)
 Guy Strong (1950)
 William Sturgill (1945, 46)
 Don Sullivan (Mgr.) (1978, 79)
 Anthony Summers (Mgr.)
 (1998, 99, 2000)
 Bill Surface (Mgr.) (1955)
 Sean Sutton (1988, 89)
 Todd Svoboda (1993)

T

Todd Tackett (1999, 2000)
 Bob Tallent (1966)
 Spencer Tatum (Mgr.)
 (1989, 90, 91, 92)
 Vincent Tatum (Mgr.) (1991, 92)
 Bob Taylor (1935)
 Alan Theobald (Mgr.) (1968)
 H.C. Thomas (1918, 19)
 Henry Thomas (1991, 92)
 Irving Thomas (1986, 87)
 Roger Thomas (Mgr.) (1982, 83)
 Sheray Thomas (2004, 05, 06, 07)
 Homer Thompson (1937, 38, 39)
 Tommy Thompson (Mgr.) (1960)
 Milton Ticco (1941, 42, 43)
 E.J. Tierney (1935)
 Clarence Tillman (1979)
 Aminu Timberlake (1992, 93)
 Jack Tingle (1944, 45, 46, 47)
 Carlos Toomer (1991, 92)
 Garland Townes (1950)
 Bill Trott (1931)
 Lou Tsiropoulos (1951, 52, 54)

Jack Tucker (1933, 34, 35)
 Wayne Turner (1996, 97, 98, 99)
 Melvin Turpin (1981, 82, 83, 84)
 Paul Turrell (1935)
 William P. Tuttle (1912, 13, 14, 15)

U

Eiki Umezaki (Mgr.) (1989)
 Lovell Underwood (1924, 25, 26)

V**Eloy Vargas (2011)**

Chuck Verderber (1979, 80, 81, 82)
 Frank Vogel (Mgr.) (1996)
 George Vulich (1944, 45)

W

Antoine Walker (1995, 96)
 J. Rice Walker (1936, 37, 38)
 Kenny Walker (1983, 84, 85, 86)
 John Wall (2010)
 Reggie Warford (1976)
 L.B. Waters (1905)
 Robert Watson (1950, 51, 52)
 A.J. Weisenberger (1911, 13)
 Wylie B. Wendt (1906)
 Leo Wenkley (Mgr.) (1930)
 Clint Wheeler (1971)
 Lucian Whitaker (1950, 51, 52)
 Waller White (1940, 41, 42)
 Don Whitehead (1944)
 James Wilhelm (1921)
 W.G. Wilkinson (1923)
 Adam Williams (2006)
 LaVon Williams (77, 78, 79, 80)
 Morakinyo Williams (2008)
 Maury Wilson (1906, 07, 08)
 W.C. Wilson (1913)
 Phil Whitt (Trn.) (1977)
 Sean Woods (1990, 91, 92)
 Charles Worthington (1931, 32)
 H.J. Wurtele (1904)


Y

George Yates (1930, 31, 33)
 Humzey Yessin (Mgr.)
 (1946, 47, 48, 49)
 Rudy Yessin (1944)

Z

George Zerfoss (1916, 18)
 Karl Zerfoss (1913, 15, 16)
 Tom Zerfoss (1914)
 Todd Ziegler (1985, 86)

WILDCATS IN THE NBA



The following listing contains Kentucky players who have been on the roster of an NBA [and ABA] team through the 2010-11 season.

ANDERSON, Derek – Cleveland Cavaliers (1998-99), Los Angeles Clippers (2000), San Antonio Spurs (2001), Portland Trail Blazers (2002-05), Houston Rockets (2006), Miami Heat (2006), Charlotte Bobcats (2007-08)

AZUBUIKE, Kelenna – Golden State Warriors (2007-10), New York Knicks (2011)

BARKER, Cliff – Indianapolis Olympians (1950-52)

BEARD, Ralph – Indianapolis Olympians (1950-51)

BENNETT, Winston – Cleveland Cavaliers (1990-92), Miami Heat (1992)

BIRD, Jerry – New York Knicks (1959)

BLEDSE, Eric – Los Angeles Clippers (2011)

BOGANS, Keith – Orlando Magic (2004), Charlotte Bobcats (2005-06), Houston Rockets (2006), Orlando Magic (2007-09), Milwaukee Bucks (2009), San Antonio Spurs (2010), Chicago Bulls (2011)

BOWIE, Sam – Portland Trail Blazers (1985-89), New Jersey Nets (1990-93), Los Angeles Lakers (1994-95)

BURROW, Bob – Rochester Royals (1957), Minneapolis Lakers (1958)

CHAPMAN, Rex – Charlotte Hornets (1989-92), Washington Bullets (1992-95), Miami Heat (1996), Phoenix Suns (1997-2000)

CLUGGISH, Bob – New York Knicks (1947)

CONLEY, Larry – Kentucky Colonels [ABA] (1968)

CONNER, Jimmy Dan – Kentucky Colonels [ABA] (1976)

COUSINS, DeMarcus – Sacramento Kings (2011)

COX, Johnny – Chicago Zephyrs (1963)

CRAWFORD, Joe – New York Knicks (2009)

DAMPIER, Louie – Kentucky Colonels [ABA] (1968-76), San Antonio Spurs (1977-79)

DANIELS, Erik – Sacramento Kings (2005)

DELK, Tony – Charlotte Hornets (1997-98),

Golden State Warriors (1998-99), Sacramento Kings (2000), Phoenix Suns (2000-01), Boston Celtics (2002-03), Dallas Mavericks (2004), Atlanta Hawks (2005-06), Detroit Pistons (2006)

FITCH, Gerald – Miami Heat (2006)

FLYNN, Mike – Indiana Pacers (1976-78) [ABA in 1976]

GIVENS, Jack – Atlanta Hawks (1979-80)

- GREVEY, Kevin – Washington Bullets (1976-83), Milwaukee Bucks (1984-85)
- GROZA, Alex – Indianapolis Olympians (1950-51)
- HAGAN, Cliff – St. Louis Hawks (1957-66), Dallas Chaparrals [ABA] (1968-70)
- HANSON, Reggie – Boston Celtics (1998)
- HATTON, Vernon – Cincinnati Royals (1959), Philadelphia Warriors (1959-61), St. Louis Hawks (1962)
- HAYES, Chuck – Houston Rockets (2005-11)**
- HOLLAND, Joe – Indianapolis Olympians (1950-52)
- ISSEL, Dan – Kentucky Colonels [ABA] (1971-75), Denver Nuggets (1976-85) [ABA in 1976]
- JOHNSON, Larry – Buffalo Braves (1978)
- JONES, Wah Wah – Indianapolis Olympians (1950-52)
- KRON, Tommy – St. Louis Hawks (1967), Seattle Supersonics (1968-69), Kentucky Colonels [ABA] (1970)
- LOCK, Rob – Los Angeles Clippers (1989)
- MACY, Kyle – Phoenix Suns (1981-85), Chicago Bulls (1986), Indiana Pacers (1987)
- MEEKS, Jodie– Milwaukee Bucks (2009-10), Philadelphia 76ers (2010-11)**
- MAGLOIRE, Jamaal – Charlotte/New Orleans Hornets (2001-05), Milwaukee Bucks (2006), Portland Trailblazers (2007), New Jersey Nets (2008), Dallas Mavericks (2008), Miami Heat (2009-11)**
- MASHBURN, Jamal – Dallas Mavericks (1994-97), Miami Heat (1997-2000), Charlotte/New Orleans Hornets (2001-04)
- McCARTY, Walter – New York Knicks (1997), Boston Celtics (1998-2005), Phoenix Suns (2005), Los Angeles Clippers (2006)
- MERCER, Ron – Boston Celtics (1998-99), Denver Nuggets (2000), Orlando Magic (2000), Chicago Bulls (2001-02), Indiana Pacers (2002-03), San Antonio Spurs (2004), New Jersey Nets (2005)
- MINNIEFIELD, Dirk – Cleveland Cavaliers (1986-87), Houston Rockets (1987), Golden State Warriors (1988), Boston Celtics (1988)
- MOHAMMED, Nazr – Philadelphia 76ers (1999-2001), Atlanta Hawks (2001-04), New York Knicks (2004-05), San Antonio Spurs (2005-06), Detroit Pistons (2007), Charlotte Bobcats (2008-11), Oklahoma City Thunder (2011)**
- MORRIS, Randolph – New York Knicks (2007-08), Atlanta Hawks (2009-10)
- NASH, Cotton – Los Angeles Lakers (1965), San Francisco Warriors (1965), Kentucky Colonels [ABA] (1968)
- NOEL, Paul – New York Knicks (1948-50), Rochester Royals (1951-52)
- ORTON, Daniel – Orlando Magic (2011)**
- PADGETT, Scott – Utah Jazz (2000-03), Houston Rockets (2004-05), New Jersey Nets (2006)
- PATTERSON, Patrick – Houston Rockets (2011)**
- PARKINSON, Jack – Indianapolis Olympians (1950)
- PAYNE, Tom – Atlanta Hawks (1972)
- POPE, Mark – Indiana Pacers (1998-99), Milwaukee Bucks (2001-02), Denver Nuggets (2004-05)
- PRATT, Mike – Kentucky Colonels [ABA] (1971-72)
- PRINCE, Tayshaun – Detroit Pistons (2003-11)**
- RAMSEY, Frank – Boston Celtics (1955-64)
- RILEY, Pat – San Diego Rockets (1968-70), Los Angeles Lakers (1971-76), Phoenix Suns (1976)
- ROBEY, Rick – Indiana Pacers (1979), Boston Celtics (1979-83), Phoenix Suns (1984-86)
- ROLLINS, Kenny – Chicago Stags (1949-50), Boston Celtics (1953)
- RONDO, Rajon – Boston Celtics (2007-11)**
- SHEPPARD, Jeff – Atlanta Hawks (1999)
- SMITH, Adrian – Cincinnati Royals (1962-70), San Francisco Warriors (1970-71), Virginia Squires [ABA] (1972)
- STEELE, Larry – Portland Trail Blazers (1972-80)
- TINGLE, Jack – Washington Capitols (1948), Minneapolis Lakers (1949)
- TSIOROPOULOS, Lou – Boston Celtics (1957-59)
- TURNER, Wayne – Boston Celtics (2000)
- TURPIN, Melvin – Cleveland Cavaliers (1985-87), Utah Jazz (1988), Washington Bullets (1990)
- WALKER, Antoine – Boston Celtics (1997-2003, 2005), Dallas Mavericks (2004), Atlanta Hawks (2005), Miami Heat (2006-07), Minneapolis Timberwolves (2008), Memphis Grizzlies (2009)
- WALKER, Kenny – New York Knicks (1987-91), Washington Bullets (1994-95)
- WALL, John – Washington Wizards (2011)**
- WATSON, Bobby – Milwaukee Hawks (1955)
- WHITAKER, Lucian – Boston Celtics (1955)
- WILDCAT NBA CHAMPIONS**
- NOEL, Paul – Rochester Royals (1951)
- TSIOROPOULOS, Lou – Boston Celtics (1957, '59)
- RAMSEY, Frank – Boston Celtics (1957, '59, '60-'64)
- HAGAN, Cliff – St. Louis Hawks (1958)
- RILEY, Pat – Los Angeles Laker (1972; Coach-1982, '85, '87, '88); Miami Heat (Coach-2006)
- STEELE, Larry – Portland Trailblazers (1977)
- GREVEY, Kevin – Washington Bullets (1978)
- ROBEY, Rick – Boston Celtics (1981)
- PRINCE, Tayshaun – Detroit Pistons (2004)
- MOHAMMED, Nazr – San Antonio Spurs (2005)
- ANDERSON, Derek – Miami Heat (2006)
- WALKER, Antoine – Miami Heat (2006)
- RONDO, Rajon – Boston Celtics (2008)

KENTUCKY IN THE NBA DRAFT

Year	Rnd	Pick	Name	Team
1947			Jack Tingle	Washington Capitols
1948			Joe Holland	Baltimore Bullets
			Jack Parkinson	Washington Capitols
			Kenny Rollins	Fort Wayne Pistons
1949			Cliff Barker	Indianapolis Olympians
			Ralph Beard	Chicago Stags
			Alex Groza	Indianapolis Olympians
			Wah Wah Jones	Washington Capitols
1950			Dale Barnstable	Boston Celtics
			Jim Line	Indianapolis Olympians
1952			Bobby Watson	Milwaukee Hawks
			Lucian Whitaker	Indianapolis Olympians
1953			Cliff Hagan	Boston Celtics
			Frank Ramsey	Boston Celtics
			Lou Tsioropoulos	Boston Celtics
1955	5	34	Bill Evans	Rochester Royals
1956			Jerry Bird	Minneapolis Lakers
			Bob Burrow	Rochester Royals
			Phil Grawemeyer	Minneapolis Lakers
1957	10	73	Jerry Calvert	Philadelphia Warriors
1958	2	10	Vernon Hatton	Cincinnati Royals
	4	37	Johnny Cox*	New York Knicks
	15	86	Adrian Smith	Cincinnati Royals
1959	4	30	Johnny Cox*	New York Knicks
1960	4	32	Sid Cohen	Boston Celtics
	6	48	Roger Newman*	Boston Celtics
	7	53	Bennie Coffman	Syracuse Nationals
	18	92	Don Mills	Cincinnati Royals
1961	5	45	Billy Ray Lickert	Los Angeles Lakers
	7	64	Roger Newman*	Syracuse Nationals
	13	102	Ned Jennings	New York Knicks
1962	8	61	Larry Pursiful	Chicago Zephyrs
1964	2	12	Cotton Nash	Los Angeles Lakers
1966	3	24	Tommy Kron	St. Louis Hawks
1967	1	7	Pat Riley	San Diego Rockets
	4	38	Louie Dampier	Cincinnati Royals
1968	5	60	Thad Jaracz	Boston Celtics
	9	119	Cliff Berger	Milwaukee Bucks
1969	10	139	Phil Argenito	Los Angeles Lakers
1970	8	122	Dan Issel	Detroit Pistons
	8	130	Mike Casey	Chicago Bulls
1971	3	37	Larry Steele	Portland Trail Blazers
	10	163	Jim Dinwiddie	Philadelphia 76ers
1972	6	83	Tom Parker	Cleveland Cavaliers
	10	146	Kent Hollenbeck	Detroit Pistons
1973	7	107	Jim Andrews	Seattle SuperSonics
1975	1	18	Kevin Grevey	Washington Bullets
	2	36	Jimmy Dan Conner	Phoenix Suns
	3	49	Bob Guyette	K.C.-Omaha Kings
	7	113	Mike Flynn	Philadelphia 76ers
1977	2	24	Larry Johnson	Buffalo Braves
1978	1	3	Rick Robey	Indiana Pacers
	1	16	Jack Givens	Atlanta Hawks
	2	39	James Lee	Seattle SuperSonics
	3	45	Mike Phillips	New Jersey Nets
1979	1	22	Kyle Macy	Phoenix Suns
	6	111	Truman Clayton	Detroit Pistons
1980	5	101	LaVon Williams	Cleveland Cavaliers
	9	183	Jay Shidler	Chicago Bulls
1981	6	127	Fred Cowan	Houston Rockets
1982	7	145	Chuck Verderber	Chicago Bulls
1983	2	33	Dirk Minniefield	Dallas Mavericks
	3	67	Derrick Hord	Cleveland Cavaliers
	6	134	Charles Hurt	Milwaukee Bucks
1984	1	2	Sam Bowie	Portland Trail Blazers
	1	6	Melvin Turpin	Washington Bullets
	4	81	Dickey Beal	Atlanta Hawks
	6	127	Jim Master	Atlanta Hawks
	8	163	Tom Heitz	Indiana Pacers
1986	1	5	Kenny Walker	New York Knicks
	5	115	Roger Harden	Los Angeles Lakers
1987	5	94	James Blackmon	New Jersey Nets
1988	1	8	Rex Chapman	Charlotte Hornets
	3	51	Rob Lock	Los Angeles Clippers
	3	60	Ed Davender	Washington Bullets
	3	64	Winston Bennett	Cleveland Cavaliers
1993	1	4	Jamal Mashburn	Dallas Mavericks
1994	2	31	Rodney Dent	Orlando Magic
1996	1	6	Antoine Walker	Boston Celtics
	1	16	Tony Delk	Charlotte Hornets
	1	19	Walter McCarty	New York Knicks
	2	52	Mark Pope	Indiana Pacers
1997	1	6	Ron Mercer	Boston Celtics
	1	13	Derek Anderson	Cleveland Cavaliers
1998	1	29	Nazr Mohammed	Utah Jazz
1999	1	28	Scott Padgett	Utah Jazz
2000	1	19	Jamaal Magloire	Charlotte Hornets
2002	1	23	Tayshaun Prince	Detroit Pistons
2003	2	43	Keith Bogans	Milwaukee Bucks
2006	1	21	Rajon Rondo	Phoenix Suns
2008	2	58	Joe Crawford	Los Angeles Lakers
2009	2	41	Jodie Meeks	Milwaukee Bucks
2010	1	1	John Wall	Washington Wizards
	1	5	DeMarcus Cousins	Sacramento Kings
	1	14	Patrick Patterson	Houston Rockets
	1	18	Eric Bledsoe	Oklahoma City Thunder
	1	29	Daniel Orton	Orlando Magic
2011	1	3	Enes Kanter	Utah Jazz
	1	8	Brandon Knight	Detroit Pistons
	2	45	Josh Harrellson	New Orleans Hornets
	2	53	DeAndre Liggins	Orlando Magic



John Wall became the first Wildcat in school history to be selected as the No. 1 overall pick in the NBA Draft. Wall was picked No. 1 by the Washington Wizards in the 2010 draft.

*1st instance of name signifies junior-eligible draft

RETIRED JERSEYS

As the videotape rolls through the 108-year history of the Kentucky basketball program, the highlights are numerous.

Seven national championships... numerous Southeastern Conference titles... last second shots... the trophies... the netcutting... victory upon victory. The pictures and images continue to roll.

Year-after-year, the Wildcats have defended national championships and produced a host of All-Americans. The UK program also has stocked the NBA with top young talent.

But the ultimate honor for a Wildcat player or coach is to have his jersey retired. Through the years, 42 former players, coaches and contributors have received this recognition.

According to former UK sports information director Russell Rice, the first jersey retired was Layton “Mickey” Rouse, an All-SEC guard who captained the 1940 UK squad. At the annual banquet following the season, Coach Adolph Rupp surprised Rouse when he presented him his entire uniform.

Following the 1949 season, Rupp honored the four seniors from the back-to-back national championship teams — Cliff Barker, Ralph Beard, Alex Groza and Wallace “Wah, Wah” Jones, along with 1948 team captain Kenny Rollins — by retiring their jerseys and stating that their numbers would never be worn again by a Kentucky player. It was then that they were tagged “the Fabulous Five” after Rupp made mention there would never be another team that “fabulous.”

However, with the streamlining of jersey numbers by the NCAA, the jerseys are retired but the numbers remain active.

Two contributors have been selected for the basketball program’s highest honor, including the late Cawood Ledford, the radio “Voice of the Wildcats” for 39 years. In 1997, Bill Keightley, the lovable and dedicated equipment manager known as “Mr. Wildcat,” also was selected. And the great coaches have been honored as well — Rupp, Hall and Pitino.

Each selection has been presented with a framed jersey and a banner proudly hung from the Rupp Arena rafters.

And as the film clip continues, there’s sure to be a sequel in the works.



The late Bill Keightley is one of two non-player/coaches to receive the highest honor as having a jersey retired in Rupp's rafters.

IN RECOGNITION OF OUTSTANDING CONTRIBUTIONS TO THE UNIVERSITY OF KENTUCKY BASKETBALL PROGRAM, THE UK ATHLETICS DEPARTMENT HAS RETIRED JERSEYS HONORING THE FOLLOWING:



Basil Hayden
1920-21-22



56 - Burgess Carey
1925-26



Carey Spicer
1929-30-31



Adolph Rupp
Head Coach -
1931-72



Forest "Aggie" Sale
1931-32-33



7 - John "Frendy" DeVaney
1932-33-34



4 - Layton "Mickey" Rouse
1938-39-40



26 - Kenny Rollins
1943-47-48



15 - Alex Groza
1945-47-48-49



12 - Ralph Beard
1946-47-48-49



27 - Wallace Jones
1946-47-48-49



22 - Cliff Barker
1947-48-49



77 - Bill Spivey
1950-51



30 - Frank Ramsey
1951-52-54



6 - Cliff Hagan
1951-52-54



16 - Lou Tsioropoulos
1951-52-54



42 - Billy Evans
1952-54-55




20 - Gayle Rose
1952-54-55



Cawood Ledford
"Voice of the
Wildcats"
1953-92



22 - Jerry Bird
1954-55-56




44 - Phil Gravenmeyer
1954-55-56



50 - Bob Burrow
1955-56



52 - Vernon Hutton
1956-57-58



24 - Johnny Cox
1957-58-59



Bill Keightley Mr.
"Wildcat"
Equipment
Manager
1962-2008



44 - Cotton Nash
1962-63-64



10 - Louie Dampier
1965-66-67



42 - Pat Riley
1965-66-67



44 - Dan Issel
1968-69-70
UK's All-Time Leading
Scorer



Coach Joe B. Hall
Head Coach -
1973-85



35 - Kevin Girevey
1973-74-75



21 - Jack Givens
1975-76-77-78



53 - Rick Robey
1975-76-77-78




4 - Kyle Macy
1978-79-80



31-Sam Bowie
1980-81, 84



34 - Kenny Walker
1983-84-85-86



32 - Richie Farmer
1989-90-91-92



12 - Deron Feldhaus
1989-90-91-92



34 - John Pelphrey
1989-90-91-92



11 - Sean Woods
1990-91-92



24 - Jamal Mashburn
1991-92-93



Rick Pitino
Head Coach -
1990-97

★Member of "The Fabulous Five," 1948 National Champions & Olympic Gold Medalists *Member of 1954 Undefeated National Champions



Kyle Macy, a two-time All-American, joined the list of distinguished lettermen when his jersey was retired.

ALL-AMERICANS

A total of 53 Wildcats have earned All-America honors. Of those players, 16 were named consensus first-team All-America 21 times, the most of any Division I program. The following is a chronological listing of all 53 UK basketball players who have been named to various All-America teams, beginning with forward Basil Hayden in 1921. The NCAA currently utilizes The Sporting News, The Associated Press, the NABC and the U.S. Basketball Writers Association.

Player	Year	Selection Board or Panel	Year	Selection Board or Panel	
Basil Hayden	1921	HF	1954*	AP-1st, UPI-1st, Lk-2nd, INS-1st, NE-1st, Col-1st, Cv-2nd, HF-1st, Tm-2nd, NABC-1st	
Burgess Carey	1925	HF	Robert Watson	1952	Ath-3rd
Carey Spicer	1929	HF	Bob Burrow	1955	AP-3rd, HF-2nd
Paul McBrayer	1930	HF		1956**	AP-3rd, UPI-3rd, Lk-1st, NE-2nd, Col-2nd, Cv-2nd, HF-2nd, NABC-1st
Lewis McGuiness	1930	CH-3rd	Johnny Cox	1957	UPI-3rd, HF-3rd
Forest Sale	1932*	HF, Cv, CH-1st		1959*	AP-1st, UPI-2nd, Lk-1st, NE-2nd, Cv-1st, HF-1st, SN-2nd, NABC-1st
	1933*	HF, Cv, CH-1st	Vernon Hatton	1958	Cv-1st, HF-1st
Ellis Johnson	1933	HF	Billy Ray Lickert	1961	HF-2nd
John DeMoisey	1934	HF	Cotton Nash	1962**	AP-2nd, UPI-2nd, NABC-3rd, Lk-1st, Cv-2nd, HF-1st, SN-2nd, CA-1st
William Davis	1934	Cv-3rd		1963**	AP-2nd, NABC-2nd, BW-1st, UPI-2nd, Lk-2nd, Cv-2nd, HF
LeRoy Edwards	1935*	HF, Cv-2nd		1964*	AP-1st, NABC-1st, BW-1st, UPI-1st, SN-2nd, Cv-1st, HF
Bernard Oppen	1939**	Cv-1st	Louie Dampier	1966**	AP-1st, NABC-2nd, UPI-2nd, Cv-1st, HF
Lee Huber	1941	HF		1967**	AP-2nd, NABC-3rd, UPI-3rd, Cv-2nd, HF
Milt Tico	1943	Pic-3rd	Thad Jurecz	1966	AP-3rd
Bob Brannum	1944*	HF, SN-1st, Cv-2nd, Pic-2nd	Pat Riley	1966	AP-3rd, BW-1st, UPI-3rd, Cv-2nd, HF
Wilber Schu	1945	DD-2nd	Dan Issel	1969**	AP-2nd, NABC-2nd, BW-1st, UPI-3rd, SN-2nd, Cv-1st, HF
Jack Parkinson	1946**	HF, Cv-1st, Tru-3rd		1970*	AP-1st, NABC-1st, BW-1st, UPI-1st, SN-1st, Cv-1st, HF
Jack Tingle	1946	Cv-3rd	Mike Pratt	1970	Cv-2nd
	1947	Tru-2nd, NABC-2nd	Kevin Grevey	1974	NABC-5th, HF
Ralph Beard	1947*	HF-1st, Cv-1st, Tru-1st, NABC-1st		1975**	AP-2nd, NABC-2nd, BW-1st, UPI-2nd, SN-2nd, Cv-2nd, HF
	1948*	AP-1st, HF-1st, Cv-1st, Tru-1st, NABC-1st	Jack Givens	1976	HF
	1949*	AP-1st, UPI-1st, Lk-2nd, Col-1st, Cv-2nd, HF-1st, SN-3rd, NABC-1st		1977	NABC-4th, HF
Alex Groza	1947*	HF-2nd, Cv-2nd, Tru-1st, NABC-1st		1978**	AP-2nd, NABC-2nd, BW-2nd, UPI-2nd, Cv-1st, WA-1st, HF
	1948**	AP-2nd, HF-2nd, Cv-1st, Tru-2nd, NABC-2nd	Rick Robey	1977	NABC-4th, Cv-1st
	1949*	AP-1st, UPI-1st, Lk-1st, Cv-1st, HF-1st, SN-1st		1978**	AP-3rd, NABC-1st, UPI-2nd, SN-2nd, Cv-1st, WA-1st, HF
Wah Wah Jones	1947	HF-2nd, Cv-2nd	Kyle Macy	1978	UPI-3rd
	1948	Cv-3rd, Tru-3rd		1979	NABC-3rd, Cv-2nd
	1949**	AP-2nd, UPI-1st, Cv-1st, SN-2nd		1980*	AP-1st, NABC-1st, BW-1st, UPI-1st, SN-1st, Cv-1st, WA-1st, HF
Jim Line	1950	UPI-3rd	Sam Bowie	1981**	AP-3rd, NABC-2nd, BW-2nd, UPI-3rd, SN-2nd, Cv-1st, BT-2nd, HF
Bill Spivey	1950	AP-3rd, UPI-3rd, HF, 3rd		1984	AP-2nd, SN-2nd
	1951*	AP-1st, UPI-1st, Lk-1st, INS, Col-1st, Cv-1st, HF-1st, SN-1st			
Frank Ramsey	1951	AP-3rd, UPI-3rd, Cv-3rd, SN-2nd			
	1952	AP-2nd, UPI-2nd, Cv-1st, HF-2nd, Ath-1st			
	1954**	AP-2nd, UPI-2nd, Lk-1st, INS-2nd, Cv-1st, HF-2nd, Tm-2nd, NABC-2nd			
Cliff Hagan	1952*	AP-1st, UPI-1st, Col-1st, Cv-2nd, HF-1st, Ath-1st			

Melvin Turpin	1983	HF	Tayshaun Prince	2001**	AP-2nd, NABC-3rd, BW-2nd, BT-2nd, WA-1st
	1984**	AP-3rd, NABC-2nd, BW-2nd, UPI-3rd, BT-3rd		2002	AP-3rd, NABC-2nd
Kenny Walker	1985**	AP-2nd, NABC-2nd, BW-2nd, UPI-2nd, BT-2nd, WA-1st	Keith Bogans	2003	AP-3rd, NABC-2nd, SN-3rd, BT-3rd
	1986*	AP-1st, NABC-1st, BW-1st, UPI-1st, SN-2nd, BT-1st, WA-1st	Jodie Meeks	2009	AP-2nd, NABC-2nd, BW-2nd, SN-2nd, ESPN.com-2nd, Rivals.com-2nd, CollegeHoops.net-2nd
Rex Chapman	1988	NABC-3rd, BT-3rd	DeMarcus Cousins	2010	AP-1st, WA-1st, CBS-1st, FOX-1st, Yahoo!-1st, Rivals-1st, NABC-2nd, TSN-2nd, BT-2nd, BW-2nd
Jamal Mashburn	1992	BT-2nd	John Wall	2010*	AP-1st, WA-1st, CBS-1st, FOX-1st, Yahoo!-1st, Rivals-1st, NABC-1st, TSN-1st, BT-1st, BW-1st
	1993*	AP-1st, NABC-1st, BW-1st, UPI-1st, SN-1st, BT-1st, WA-1st	Terrence Jones	2011	Yahoo!-3rd, CHN-4th
Tony Delk	1996*	AP-2nd, NABC-2nd, BW-1st, UPI-1st, SN-2nd, BT-2nd, WA-1st			
Ron Mercer	1997*	AP-1st, NABC-1st, BW-1st, SN-2nd, BT-2nd, WA-1st			
Scott Padgett	1999	WA-1st			

John Wall - Named 2010 Adolph Rupp Trophy National Player of the Year; Yahoo! Sports National Player of the Year; Rivals.com National Player of the Year

Key: * Consensus; **2nd Team Consensus; AP: Associated Press; AM: Argosy Magazine; Ath: Athletic Publications; BT: The Basketball Times; BW: U.S. Basketball Writers Association; CA: Coach and Athlete; CH: College Humor Magazine; CHN: CollegeHoops.net; Col: Colliers (Basketball Coaches); Cv: Converse Yearbook; DD: Don Dunphy; HF: Helms Foundation; INS: International News Service; Lk: Look Magazine; NABC: National Association of Basketball Coaches; NE: Newspaper Enterprises Assn.; Pic: Pic Magazine; SN: The Sporting News; Tm: Tempo; Tru: True Magazine; UPI: United Press International; WA: John R. Wooden Award; Yahoo!: Yahoo! Sports



**WILDCATS IN THE BASKETBALL HALL OF FAME
ENSHRINED IN SPRINGFIELD, MASS.**



Adolph Rupp
Inducted 1969



Cliff Hagan
Inducted 1978



Frank Ramsey
Inducted 1982



Dan Issel
Inducted 1993



C.M. Newton
Inducted 2000



Pat Riley
Inducted 2008



Adrian Smith
Inducted 2010

AWARDS AND HONORS

INTERNATIONAL PLAY

OLYMPIC MEDAL WINNERS

[UK LEADS THE NATION WITH SEVEN COLLEGIATE GOLD MEDAL WINNERS]

PLAYERS

1948: Wallace Jones (Gold)

Cliff Barker (Gold)

Ralph Beard (Gold)

Alex Groza (Gold)

Kenny Rollins (Gold)

1956: Billy Evans (Gold)

1960: Adrian Smith (Gold)

1980: Sam Bowie* (Gold)

2008: Tayshaun Prince (Gold) - with Detroit Pistons

COACHES

1948: Adolph Rupp (Gold)

2000: Tubby Smith (Gold)

*United States boycotted the Moscow Games. Bowie awarded a medal by President Carter.

PAN AMERICA MEDAL WINNERS

1958: Billy Evans (Gold)

1959: Adrian Smith (Gold)

1975: Rick Robey (Gold)

1979: Kyle Macy (Gold)

1983: Jim Master (Gold)

1987: Rex Chapman (Silver)

TOURNAMENT OF AMERICAS

MEDAL WINNER

2000: Tubby Smith (Gold)

2011: John Calipari (Bronze)

SEC PLAYER OF THE YEAR

[SINCE 1965 FOR THE AP AND UPI POLLS, 1987 FOR THE COACHES POLL]

1966: Pat Riley (AP)

1972: Tom Parker (AP)

1973: Kevin Grevey* (AP)

1975: Kevin Grevey (AP)

1980: Kyle Macy (AP, UPI)

1985: Kenny Walker (AP, UPI)

1986: Kenny Walker (AP, UPI)

1993: Jamal Mashburn# (AP, Coaches)

1996: Tony Delk (AP, Coaches)

1997: Ron Mercer (AP, Coaches)

2001: Tayshaun Prince (AP, Coaches)

2003: Keith Bogans (Coaches)

2010: John Wall (AP, Coaches)

* shared AP's honor with Alabama's Wendell Hudson.

shared AP's honor with Vanderbilt's Billy McCaffrey.

SEC DEFENSIVE PLAYER OF THE YEAR

2005: Chuck Hayes Coaches

2011: DeAndre Liggins Yahoo!

SEC FRESHMAN OF THE YEAR

2008: Patrick Patterson* Coaches

2010: DeMarcus Cousins Coaches

John Wall AP

2011: Terrence Jones Coaches/AP

*shared honor with Florida's Nick Calathes

ALL-SEC

[FROM 1933-48, THE SEC ALL-TOURNAMENT TEAM SERVED AS THE ALL-SEC TEAM]

1949: Ralph Beard (1st AP)

Alex Groza (1st AP)

Wah Wah Jones (1st AP)

Cliff Barker (2nd AP)

Dale Barnstable (3rd AP)

1950: Jim Line (1st AP)

Bill Spivey (1st AP)

1949: Ralph Beard (1st AP)

Alex Groza (1st AP)

Wah Wah Jones (1st AP)

Cliff Barker (2nd AP)

Dale Barnstable (3rd AP)

1950: Jim Line (1st AP)

Bill Spivey (1st AP)

Bill Spivey (1st AP)

Walt Hirsch (2nd AP)

1951: Frank Ramsey (1st AP)

Bill Spivey (1st AP)

Bobby Watson (1st AP)

Shelby Linville (2nd AP)

1952: Cliff Hagan (1st AP)

Frank Ramsey (1st AP)

Bobby Watson (1st AP)

1954: Cliff Hagan (1st AP)

Frank Ramsey (1st AP)

Lou Tsiropoulos (2nd AP)

1955: Bob Burrow (1st AP)

Bill Evans (3rd AP)

1956: Bob Burrow (1st AP & Coaches)

Jerry Bird (2nd AP & Coaches)

1957: Johnny Cox (1st AP & Coaches)

Ed Beck (2nd AP)

1958: Johnny Cox (2nd AP/Coaches)

Vernon Hatton (2nd AP/Coaches)

1959: Johnny Cox (1st AP/Coaches)

Bill Lickert (3rd AP/Coaches)

1960: Bill Lickert (2nd AP/Coaches)

Don Mills (2nd AP/Coaches)

1961: Bill Lickert (1st AP/Coaches)

1962: Cotton Nash (1st AP/Coaches)

Larry Pursiful (1st AP/Coaches)

Caroll Burchett (3rd AP)

1963: Cotton Nash (1st AP/Coaches)

1964: Cotton Nash (1st AP/Coaches)

Ted Deeken (2nd AP/Coaches)

Larry Conley (3rd AP)

1965: Louie Dampier (2nd AP & UPI/Coaches)

- Tommy Kron (3rd AP)
- Larry Conley (3rd UPI/Coaches)
- 1966:** Louie Dampier (1st AP & UPI/Coaches)
- Pat Riley (1st AP & UPI/Coaches)
- Thad Jaracz (2nd AP/3rd UPI)
- Larry Conley (HM AP/3rd UPI/Coaches)
- Tommy Kron (HM AP/3rd UPI)
- 1967:** Louie Dampier (1st AP & UPI/Coaches)
- Pat Riley (2nd AP & UPI/Coaches)
- 1968:** Mike Casey (1st AP & UPI/Coaches)
- Dan Issel (2nd AP & UPI/Coaches)
- Thad Jaracz (3rd UPI)
- Mike Pratt (HM AP)
- 1969:** Dan Issel (1st AP & UPI/Coaches)
- Mike Casey (2nd AP & UPI/Coaches)
- Mike Pratt (2nd AP & UPI/Coaches)
- 1970:** Dan Issel (1st AP & UPI/Coaches)
- Mike Pratt (1st AP & UPI/Coaches)
- Larry Steele (3rd UPI)
- 1971:** Tom Payne (1st AP/2nd UPI/Coaches)
- Mike Casey (2nd AP/1st UPI)
- Larry Steele (2nd AP/3rd UPI/Coaches)
- Tom Parker (2nd AP & UPI/Coaches)
- Kent Hollenbeck (3rd UPI)
- 1972:** Tom Parker (1st AP & UPI/Coaches)
- Jim Andrews (2nd AP/1st UPI/Coaches)
- Ronnie Lyons (3rd AP/2nd UPI)
- 1973:** Jim Andrews (1st AP & UPI/Coaches)
- Kevin Grevey (1st AP & UPI/Coaches)
- Jimmy Dan Conner (3rd AP)
- 1974:** Kevin Grevey (1st AP & UPI/Coaches)
- 1975:** Kevin Grevey (1st AP & UPI/Coaches)
- Jimmy Dan Conner (3rd AP & UPI)
- Rick Robey (3rd AP)
- 1976:** Jack Givens (2nd AP & UPI/Coaches)
- Mike Phillips (2nd AP & UPI)
- 1977:** Jack Givens (1st AP & UPI/Coaches)
- Rick Robey (1st AP & UPI/Coaches)
- Larry Johnson (3rd AP)
- Mike Phillips (3rd UPI)
- 1978:** Jack Givens (1st AP & UPI/Coaches)
- Rick Robey (1st AP & UPI/Coaches)
- Kyle Macy (1st AP/2nd UPI/Coaches)
- James Lee (3rd AP)
- Mike Phillips (3rd UPI)
- 1979:** Kyle Macy (1st AP & UPI/Coaches)
- Dwight Anderson (3rd AP)
- 1980:** Kyle Macy (1st AP & UPI/Coaches)
- Sam Bowie (2nd AP/3rd UPI/Coaches)
- 1981:** Sam Bowie (1st AP & UPI/Coaches)
- Dirk Minniefield (3rd AP & UPI)
- 1982:** Derrick Hord (1st AP/2nd UPI/Coaches)
- Dirk Minniefield (2nd AP & UPI)
- Jim Master (3rd UPI)
- Melvin Turpin (3rd UPI)
- 1983:** Melvin Turpin (1st AP & UPI/Coaches)
- Jim Master (3rd UPI)
- Melvin Turpin (3rd UPI)
- Kenny Walker (3rd AP)
- 1984:** Melvin Turpin (1st AP & UPI/Coaches)
- Kenny Walker (2nd AP/3rd UPI/Coaches)
- Sam Bowie (3rd AP/2nd UPI/Coaches)

- 1985:** Kenny Walker (1st AP & UPI/Coaches)
- 1986:** Kenny Walker (1st AP & UPI/Coaches)
- Winston Bennett (2nd AP & UPI/Coaches)
- Roger Harden (3rd AP & UPI)
- 1987:** Rex Chapman (2nd AP & UPI/Coaches)
- Ed Davender (3rd AP/2nd UPI)
- 1988:** Rex Chapman (1st AP & UPI/Coaches)
- Winston Bennett (2nd AP & UPI/Coaches)
- Ed Davender (3rd AP/2nd UPI)
- 1989:** LeRon Ellis (2nd AP & UPI)
- Chris Mills (3rd AP)
- 1990:** Reggie Hanson (2nd AP/3rd UPI)
- Derrick Miller (2nd AP & UPI/Coaches)
- 1991:** Reggie Hanson (2nd AP & UPI/Coaches)
- John Pelphrey (2nd AP/1st UPI/Coaches)
- Jamal Mashburn (3rd AP & UPI)
- 1992:** Jamal Mashburn (1st AP/Coaches)
- 1993:** Jamal Mashburn (1st AP & Coaches)
- Travis Ford (2nd AP/1st Coaches)
- 1994:** Travis Ford (2nd AP & Coaches)
- Tony Delk (3rd AP/2nd Coaches)
- Rodrick Rhodes (3rd AP & Coaches)
- 1995:** Tony Delk (1st AP & Coaches)
- Rodrick Rhodes (3rd AP/2nd Coaches)
- Walter McCarty (3rd AP)
- 1996:** Tony Delk (1st AP & Coaches)
- Antoine Walker (1st AP & Coaches)
- Walter McCarty (3rd AP/2nd Coaches)
- 1997:** Ron Mercer (1st AP & Coaches)
- Derek Anderson (3rd AP/2nd Coaches)
- Anthony Epps (3rd Coaches)
- 1998:** Nazr Mohammed (1st AP & Coaches)
- Scott Padgett (3rd AP/2nd Coaches)
- Jeff Sheppard (3rd AP)
- 1999:** Scott Padgett (2nd AP/1st Coaches)
- Wayne Turner (3rd Coaches)
- 2000:** Jamaal Magloire (1st AP & Coaches)
- Tayshaun Prince (2nd Coaches)
- 2001:** Tayshaun Prince (1st AP & Coaches)
- Keith Bogans (2nd AP & Coaches)
- 2002:** Tayshaun Prince (1st AP & Coaches)
- 2003:** Keith Bogans (1st AP & Coaches)
- Marquis Estill (2nd AP & Coaches)
- 2004:** Erik Daniels (2nd AP/1st Coaches)
- Gerald Fitch (2nd AP/1st Coaches)
- Chuck Hayes (3rd AP/2nd Coaches)
- Cliff Hawkins (3rd AP)
- 2005:** Kelenna Azubuike (2nd AP & Coaches)
- Chuck Hayes (1st AP & Coaches)
- Patrick Sparks (3rd AP/2nd Coaches)
- 2006:** Rajon Rondo (3rd AP/2nd Coaches)
- Randolph Morris (3rd AP)
- 2007:** Randolph Morris (1st Coaches)
- 2008:** Ramel Bradley (2nd AP/1st Coaches)
- Joe Crawford (2nd Coaches)
- Patrick Patterson (2nd AP/2nd Coaches)
- 2009:** Jodie Meeks (1st Coaches/1st AP)
- Patrick Patterson (1st Coaches/2nd AP)
- 2010:** DeMarcus Cousins (1st Coaches/1st AP)
- John Wall (1st Coaches/1st AP)
- Patrick Patterson (1st Coaches/2nd AP)
- 2011:** Brandon Knight (1st Coaches/ 2nd AP)

Terrence Jones (1st Coaches/AP)

SEC ALL-DEFENSIVE

2010: Patrick Patterson
 2011: DeAndre Liggins

SEC ALL-FRESHMAN

1987: Rex Chapman
 1988: Eric Manuel
 1989: Chris Mills
 1991: Jamal Mashburn
 1993: Rodrick Rhodes
 1996: Ron Mercer
 1997: Jamaal Magloire
 2000: Keith Bogans
 2001: Gerald Fitch
 Jason Parker
 2002: Chuck Hayes
 2005: Rajon Rondo
 2007: Jodie Meeks
 2008: Patrick Patterson
 2010: Eric Bledsoe
 DeMarcus Cousins
 John Wall
 2011: Brandon Knight
 Terrence Jones
 Doron Lamb

ALL-SOUTHERN CONFERENCE

1926: Paul Jenkins
 1929: Carey Spicer
 1930: Carey Spicer
 1931: Carey Spicer
 Louis McGinnis
 George Yates
 1932: Ellis Johnson

ALL-NCAA TOURNAMENT FINAL FOUR

1948: Alex Groza (MVP)
 1949: Alex Groza (MVP)
 1951: Bill Spivey (MVP)
 Shelby Linville
 1958: Vernon Hatton
 Johnny Cox
 1966: Pat Riley
 Louie Dampier
 1975: Kevin Grevey
 1978: Jack Givens (MVP)
 Rick Robey
 1993: Jamal Mashburn
 1996: Tony Delk (MVP)
 Ron Mercer
 1997: Ron Mercer
 Scott Padgett
 1998: Jeff Sheppard (MVP)
 Scott Padgett

NCAA REGIONAL TOURNAMENT

1948: Alex Groza (MVP)
 1949: Alex Groza (MVP)
 1951: Bill Spivey
 1955: Bob Burrow

1956: Bob Burrow
 Jerry Bird

1957: Johnny Cox
 Gerry Calvert

1958: Vernon Hatton
 Johnny Cox

1959: Bennie Coffman

1961: Bill Lickert

1962: Larry Pursiful
 Cotton Nash

1966: Pat Riley (MVP)
 Louie Dampier

1968: Mike Casey
 Dan Issel

1969: Dan Issel

1970: Dan Issel

1972: Jim Andrews

1973: Jim Andrews

1975: Jimmy Dan Conner

1977: Jack Givens

1978: Kyle Macy (MVP)
 Jack Givens
 Mike Phillips

1980: Fred Cowan

1983: Jim Master
 Melvin Turpin

1984: Dickey Beal (MVP)
 Melvin Turpin

 Sam Bowie

1985: Kenny Walker

1986: Kenny Walker
 Winston Bennett

1992: Jamal Mashburn
 Sean Woods

1993: Travis Ford (MVP)
 Jamal Mashburn
 Jared Prickett

1995: Tony Delk

1996: Tony Delk (MVP)
 Derek Anderson

 Anthony Epps
 Antoine Walker

1997: Ron Mercer (MVP)
 Wayne Turner

1998: Wayne Turner (MVP)
 Scott Padgett

 Jeff Sheppard

1999: Scott Padgett

2003: Keith Bogans
 Marquis Estill

2005: Chuck Hayes

2010: DeMarcus Cousins
 John Wall

2011: Brandon Knight (MVP)
 Josh Harrellson

 DeAndre Liggins

ALL-SEC TOURNAMENT

1933: Ellie Johnson (1st)
 John DeMoisey (1st)
 Aggie Sale (1st)
 Bill Davis (2nd)

- 1934: John DeMoisey (1st)
Bill Davis (1st)
- 1936: Ralph Carlisle (1st)
Whitey Anderson (2nd)
- 1937: Ralph Carlisle (1st)
Warfield Dononue (1st)
Rice Walker (2nd)
Walter Hodge (2nd)
- 1938: Bernie Opper (1st)
Joe Hagan (2nd)
- 1939: Bernie Opper (1st)
Keith Farnsley (2nd)
- 1940: Layton Rouse (1st)
Keith Farnsley (2nd)
- 1941: Marvin Akers (1st)
Lee Huber (1st)
Keith Farnsley (2nd)
James King (2nd)
- 1942: Ermal Allen (1st)
James King (2nd)
Marvin Akers (2nd)
- 1943: Marvin Akers (1st)
Melvin Brewer (1st)
Milton Ticco (2nd)
- 1944: Bob Brannum (1st)
Jack Tingle (1st)
Jack Parkinson (1st)
Wilbur Schu (2nd)
- 1945: Ken Campbell (1st)
Jack Tingle (1st)
Jack Parkinson (1st)
- 1946: Wah Wah Jones (1st)
Ralph Beard (1st)
Jack Tingle (1st)
Jack Parkinson (1st)
Wilbur Schu (2nd)
- 1947: Wah Wah Jones (1st)
Ralph Beard (1st)
Jack Tingle (1st)
Joe Holland (1st)
Ken Rollins (1st)
Alex Groza (2nd)
- 1948: Wah Wah Jones (1st)
Ralph Beard (1st)
Ken Rollins (1st)
Alex Groza (2nd)
Cliff Barker (2nd)
- 1949: Wah Wah Jones (1st)
Ralph Beard (1st)
Alex Groza (1st)
Cliff Barker (2nd)
- 1950: Jim Line (1st)
Bill Spivey (2nd)
- 1951: Walter Hirsch (1st)
Bill Spivey (1st)
Cliff Hagan (2nd)
- 1952: Cliff Hagan (1st)
Frank Ramsey (1st)
Robert Watson (2nd)
- 1979: Kyle Macy (MVP)
Truman Claytor
- 1980: Kyle Macy

- Sam Bowie
- 1982: Dirk Minniefield (MVP)
- 1984: Melvin Turpin
- 1986: Roger Harden
- 1988: Rex Chapman (MVP)
Winston Bennett
- 1992: Jamal Mashburn (MVP)
John Pelphey
- 1993: Travis Ford (MVP)
Andre Riddick
Jamal Mashburn
- 1994: Travis Ford (MVP)
Tony Delk
Jeff Brassow
- 1995: Antoine Walker (MVP)
Mark Pope
- 1996: Antoine Walker
Walter McCarty
- 1997: Ron Mercer (MVP)
Anthony Epps
Jared Prickett
- 1998: Wayne Turner (MVP)
Heshimu Evans
Nazr Mohammed
Scott Padgett
- 1999: Scott Padgett (MVP)
Wayne Turner
- 2001: Tayshaun Prince (MVP)
Keith Bogans
- 2003: Keith Bogans (MVP)
Marquis Estill
- 2004: Gerald Fitch (MVP)
Kelenna Azubuike
Chuck Hayes
- 2005: Kelenna Azubuike
- 2010: John Wall (MVP)
Eric Bledsoe
DeMarcus Cousins
- 2011: Darius Miller (MVP)
Brandon Knight
Josh Harrellson

ALL-SIAA TOURNAMENT

- 1921: Paul Adkins
Bill King
Bob Lavin

ACADEMIC HONORS

ACADEMIC ALL-AMERICANS

- 1964: Larry Conley
- 1966: Louie Dampier
- 1967: Louie Dampier
- 1970: Dan Issel
Mike Pratt
- 1971: Mike Casey
- 1975: Bob Guyette
Jimmy Dan Conner
- 1979: Kyle Macy
- 1995: Mark Pope

ACADEMIC ALL-SEC

- 1962: Roy Roberts
- 1964: Larry Conley
- 1965: Larry Conley
- 1966: Louie Dampier
Cliff Berger
- 1968: Cliff Berger
- 1970: Mike Pratt
Dan Issel

- 1971: Mike Casey
Tom Parker
- 1974: Bob Guyette
- 1975: Jimmy Dan Conner
- 1979: Kyle Macy
- 1980: Chuck Verderber
- 1981: Chuck Verderber
- 1982: Chuck Verderber
- 1985: Winston Bennett
Bret Bearup
- 1988: Rex Chapman
Cedric Jenkins
- 1990: John Pelphrey
- 1992: Travis Ford
- 1993: Travis Ford
- 1994: Travis Ford
- 1995: Mark Pope
Jeff Sheppard
- 1998: Steve Masiello
Scott Padgett
- 1999: Scott Padgett

- 2000: J.P. Blevins
- 2001: J.P. Blevins
- 2002: J.P. Blevins
- 2006: Rajon Rondo
- 2007: Randolph Morris
Bobby Perry
- 2008: Mark Coury
Derrick Jasper
Mark Krebs
Jodie Meeks
Dwight Perry
- 2009: Mark Krebs
Jodie Meeks
Dwight Perry
Michael Porter
Matt Scherbenske
- 2010: Mark Krebs
John Wall
- 2011: Brandon Knight
Jarrod Polson
Eloy Vargas

KENTUCKY IN THE NCAA

KENTUCKY'S NCAA TOURNAMENT TRADITION

Kentucky has made *51 appearances in the NCAA Tournament — more than any other school. Kentucky has captured the NCAA title seven times. Through the years, the Wildcats have racked up an impressive 105-46 NCAA Tournament record.

TOTALS:

51 appearances, won 105, lost 46; Seven NCAA Championships; Runner-up three times; 14 Final Four appearances; 33 Elite Eight appearances.

YEARS IN NCAA TOURNEY:

1942-45-48-49-51-52-55-56-57-58-59-61-62-64-66-68-69-70-71-72-73-75-77-78-80-81-82-83-84-85-86-87-*92-93-94-95-96-97-98-99-00-01-02-03-04-05-06-07-08-10-11.

*1988 appearance vacated as part of NCAA sanctions.

KENTUCKY IN THE NCAA RECORD BOOK

The Wildcats hold numerous records in NCAA play, both as a team and individually. Here are the NCAA records held by the Wildcats:

FEWEST POINTS ALLOWED (SINGLE GAME, SINCE 1938):

6 — Kentucky (75) vs. Arkansas State, Jan. 8, 1945; and Tennessee (11) vs. Temple, Dec. 15, 1973

FEWEST FIELD GOALS (SINGLE GAME, SINCE 1938):

2 — Arkansas State vs. Kentucky, Jan. 8, 1945; Duke vs. N.C. State, March 8, 1968

MOST REBOUNDS (SINGLE GAME):

108 — Kentucky vs. Ole Miss, Feb. 8, 1964

MOST CONSECUTIVE HOMECOURT VICTORIES:

129 — Kentucky, from Jan. 4, 1943, to Jan. 8, 1955 (ended by Georgia Tech, 59-58)

UNBEATEN TEAMS (SINCE 1938, UK IS ONE OF 12 SCHOOLS):

1954 — Kentucky (25-0)

30-GAME WINNERS (UK HAS REGISTERED MORE 30-GAME WINNING SEASONS THAN ANY OTHER SCHOOL IN THE NCAA):

12; breakdown of 30-game winning seasons below:

36 — KENTUCKY, 1948

34 — KENTUCKY, 1947

30 — KENTUCKY, 1978

KENTUCKY, 1996

KENTUCKY, 1993

35 — KENTUCKY, 1997

32 — KENTUCKY, 1949

KENTUCKY, 1998

KENTUCKY, 1951

KENTUCKY, 2010

KENTUCKY, 1986

KENTUCKY, 2003

MOST WINS BY A COACH IN HIS FIRST YEAR AT A SCHOOL:

35 — Tubby Smith, Kentucky, 1998 & John Calipari, Kentucky, 2010

NCAA BASKETBALL'S ELITE

NCAA CHAMPIONSHIPS

1. UCLA	11
2. KENTUCKY	7
3. Indiana	5
North Carolina	5
5. Duke	4

TOURNAMENT GAMES

1. KENTUCKY	151
2. North Carolina	145
3. UCLA	130
4. Duke	127
Kansas	127

NCAA FINAL FOURS

1. North Carolina	18
2. UCLA	17
3. Duke	15
4. KENTUCKY	14
5. Kansas	13

TOURNAMENT WINS

1. KENTUCKY	105
North Carolina	105
3. Duke	96
4. UCLA	95
5. Kansas	88

NCAA FINAL FOUR WINS

1. UCLA	25
2. KENTUCKY	17
3. Duke	15
North Carolina	15
5. Indiana	12

TOURNAMENT WINNING PERCENTAGE

1. Duke	756 (96-31)
2. UCLA	731 (95-35)
3. North Carolina	724 (105-40)
4. KENTUCKY	695 (105-46)
5. Kansas	693 (88-39)

NCAA TOURNAMENT APPEARANCES

1. KENTUCKY	51
2. North Carolina	42
UCLA	42
4. Kansas	40
5. Louisville	37

NCAA SEASONAL STATISTICAL CHAMPIONS — KENTUCKY

WON-LOST PCT.

1954 – 1.000 (25-0)
1978 – .938 (30-2)
2003 – .889 (32-4)
2010 - .921 (35-3)

SCORING OFFENSE

1952 – 82.3 ppg

REBOUNDS

1951 – 2,109

SCORING MARGIN

1949 – 24.3 ppg (68.2 – 43.9)
1951 – 22.2 ppg (74.7 – 52.5)
1952 – 26.9 ppg (82.3 – 55.4)
1954 – 27.2 ppg (87.5 – 60.3)
1957 – 14.8 ppg (84.2 – 69.4)
1995 – 18.4 ppg (87.4 – 69.0)
1996 – 22.1 ppg (91.4 – 69.4)
1997 – 20.3 ppg (83.1 – 62.8)

FG PCT.

1983 – .556

3FG MADE

1990 – 10.04 pg

ASSISTS

1996 – 21.8 pg
1997 – 19.4 pg

KENTUCKY IN THE NCAA TOURNAMENT

THE WILDCATS HOLD NUMEROUS RECORDS IN NCAA TOURNAMENT PLAY.

ALL-TIME

Most Tournament Appearances: 51 – Kentucky

Most Tournament Games: 151 – Kentucky

Most Tournament Wins: 105 – Kentucky

SERIES

Most Assists in a Tournament: 143 – Kentucky, 1996 (6 games)

Most Blocks in a Tournament: 48 – Kentucky, 1998 (6 games)

TEAM

Fewest Points in a Final Four Game: 28 – Kentucky vs. Dartmouth (47), 1942

Most Blocks in a Tournament Game: 14 – Kentucky vs. UCLA, 1998

Most Blocks in a Tournament Game (Two Teams):

20 – Kentucky (14) vs. UCLA (6), 1998

Most Personal Fouls by Two Final Four Teams: 61 – Syracuse (30)
vs. Kentucky (31), 1975

INDIVIDUAL

Highest FG%: 100.0% (Tied) - Kenny Walker (11-11) vs. Western Kentucky, 1986

TEAM – CHAMPIONSHIP GAME

Largest Halftime Deficit Overcome: 10 – Kentucky (31) vs. Utah (41), 1998

Most Points Scored by Two Teams: 182 – Kentucky (94) vs. Duke (88), 1978

Most FG Made by Two Teams: 71 – UCLA (38) vs. Kentucky (33), 1975

Most 3FG: 12 – Kentucky vs. Syracuse, 1996 (12-27)

Most Disqualifications: 4 – Kentucky vs. Arizona, 1997

INDIVIDUAL – CHAMPIONSHIP GAME

Most 3FG: 7 (Tied) – Tony Delk (7-12) vs. Syracuse, 1996



Kenny Walker is among a select group who was perfect from the field (11-11) in an NCAA Tournament game.

ALL-TIME WINNINGEST TEAMS

(MIN. 25 YEARS IN DIVISION I)

School Name	First Year	Yrs.	Won	Lost	Tied	Pct.
1. Kentucky	1903	108	2,052	647	1	.760
2. Kansas	1899	113	2,038	799	0	.718
3. North Carolina	1911	101	2,033	728	0	.736
4. Duke	1906	106	1,944	827	0	.702
5. Syracuse	1901	110	1,810	819	0	.688
6. Temple	1895	115	1,766	974	0	.645
7. St. John's (N.Y.)	1908	104	1,724	896	0	.658
8. UCLA	1920	92	1,709	755	0	.694
9. Notre Dame	1898	113	1,701	927	1	.647
10. Penn	1897	111	1,677	986	2	.630
11. Utah	1909	103	1,664	893	0	.651
12. Indiana	1901	111	1,663	950	0	.636
13. Illinois	1906	106	1,650	882	0	.652
14. Washington	1896	109	1,641	1,068	0	.606
15. BYU	1903	109	1,640	1,005	0	.620
16. Western Kentucky	1915	92	1,639	809	0	.670
17. Texas	1906	105	1,638	963	0	.630
18. Louisville	1912	97	1,632	854	0	.656
19. Purdue	1897	113	1,620	941	0	.633
20. Oregon State	1902	110	1,619	1,218	0	.571
21. West Virginia	1904	102	1,602	991	0	.618
22. Arizona	1905	106	1,595	880	0	.644
23. Princeton	1901	111	1,599	1,002	0	.615
24. Cincinnati	1902	110	1,598	940	0	.630
25. North Carolina St.	1913	99	1,569	956	0	.621

ALL-TIME WINNING PERCENTAGE

(MIN. 25 YEARS IN DIVISION I)

School Name	First Year	Yrs.	Won	Lost	Tied	Pct.
1. Kentucky	1903	108	2,052	647	1	.760
2. North Carolina	1911	101	2,033	728	0	.736
3. Kansas	1899	113	2,038	799	0	.718
4. UNLV	1959	53	1,107	447	0	.712
5. Duke	1906	106	1,944	827	0	.702
6. UCLA	1920	92	1,709	755	0	.694
7. Syracuse	1901	110	1,810	819	0	.688
8. Western Kentucky	1915	92	1,639	809	0	.670
9. St. John's (N.Y.)	1908	104	1,724	896	0	.658
10. Louisville	1912	97	1,632	854	0	.656
11. Illinois	1906	106	1,650	882	0	.652
12. Utah	1909	103	1,664	893	0	.651
13. Notre Dame	1898	113	1,701	927	1	.647
14. Temple	1895	115	1,766	974	0	.645
15. Arizona	1905	106	1,595	880	0	.644
Missouri St.	1909	99	1,548	854	0	.644
17. Connecticut	1901	108	1,549	864	0	.642
18. Villanova	1921	91	1,551	870	0	.641
19. Arkansas	1924	88	1,519	853	0	.640
20. Murray St.	1926	86	1,449	823	0	.638
21. Indiana	1901	111	1,663	950	0	.636
22. VCU	1971	41	762	439	0	.634
23. Purdue	1897	113	1,620	941	0	.633
UAB	1979	33	664	385	0	.633
25. Weber St.	1963	49	890	521	0	.631

UK's NCAA TOURNAMENT GAME HIGHS

TEAM POINTS

113, Mount Saint Mary's (1995, 1st Round)
 110, San Jose State (1996, 1st Round)
 109, Notre Dame (1970, Sweet 16)
 106, Florida State (1993, Elite 8)
 106, Iowa State (1992, 2nd Round)
 106, Austin Peay (1973, Sweet 16) [OT]

by Opponent

107 by Western Kentucky (1971, Sweet 16)
 106 by Jacksonville (1970, Elite 8)
 104 by Duke (1992, Elite 8) [OT]

WINNING MARGIN

+46, Mount St. Mary's, 1995 (1st Round) [113-67]
 +44, Rider, 1993 (1st Round) [96-52]
 +38, Montana, 1997 (1st Round) [92-54]
 +38, San Jose State, 1996 (1st Round) [110-72]
 +34, Wake Forest, 1993 (Sweet 16) [103-69]
 +33, Notre Dame, 1958 (Elite 8) [89-56]

INDIVIDUAL POINTS

44, Dan Issel vs. Notre Dame (1970, Sweet 16)
 41, Tayshaun Prince vs. Tulsa (2002, 2nd Round)
 41, Jack Givens vs. Duke (1978, Finals)

36, Dan Issel vs. Miami, Ohio (1969, Reg. Cons.)
 36, Dan Issel vs. Marquette (1968, Sweet 16)

by Opponent

52 by Austin Carr, Notre Dame (1970, Sweet 16)
 36 by Henry Finkel, Dayton (1966, Sweet 16)
 35 by Jim McDaniels, Western Kentucky (1971, Sweet 16)
 34 by Carl Cain, Iowa (1956, Elite 8)
 33 by Kent Benson, Indiana (1975, Elite 8)
 33 by Jerry Lucas, Ohio State (1962, Elite 8)
 33 by Jerry Lucas, Ohio State (1961, Elite 8)

FIELD GOALS

18, Jack Givens vs. Duke (1978 Championship) [27 attempts]
 17, Dan Issel vs. Notre Dame (1970 Sweet 16) [28 attempts]
 15, Jim Andrews vs. Austin Peay (1973 Sweet 16) [19 attempts]
 14, Tayshaun Prince vs. Tulsa (2002 2nd Round) [21 attempts]
 14, Dan Issel vs. Marquette (1968 Sweet 16) [18 attempts]
 14, Louie Dampier vs. Dayton (1966 Sweet 16) [23 attempts]
 14, Bob Burrow vs. Wayne State (1956 Sweet 16)

by Opponent

22 by Austin Carr, Notre Dame (1970, 1st Round) [35 attempts]
 15 by Henry Finkel, Dayton (1966, Sweet 16) [26 attempts]



1978 Final Four MVP Jack Givens.

FIELD GOAL ATTEMPTS

- 30, Kevin Grevey vs. UCLA (1975 Championship) [13 made]
- 29, Bill Spivey vs. Kansas State (1951 Championship) [9 made]
- 28, Dan Issel vs. Notre Dame (1970 Sweet 16) [17 made]
- 27, Jack Givens vs. Duke (1978 Championship) [18 made]
- 27, Pat Riley vs. Michigan (1966 Elite 8) [13 made]
- 27, Cotton Nash vs. Loyola (1964 Reg. Cons.) [11 made]

by Opponent

- 35 by Austin Carr, Notre Dame (1970, 1st Round) [22 made]
- 32 by Elgin Baylor, Seattle (1958, Nat. Championship) [9 made]
- 31 by James Williams, Austin Peay (1973, Sweet 16) [13 made]
- 29 by Don Hennon, Pittsburgh (1957, Sweet 16) [11 made]
- 26 by Ron Carter, VMI (1977, Sweet 16) [13 made]
- 26 by Henry Finkel, Dayton (1966, Sweet 16) [15 made]
- 26 by Bob Brown, Louisville (1951, 1st Round) [7 made]

FIELD GOAL PERCENTAGE (min. 8 attempts)

- 1.000, Kenny Walker vs. W. Kentucky (1986, 2nd Round) [11-11]
- .909, Travis Ford vs. Wake Forest (1993, Sweet 16) [10-11]
- .900, DeMarcus Cousins vs. Wake Forest (2010, 2nd Rd.) [9-10]
- .900, Patrick Patterson vs. E. Tenn. State (2010, 1st Rd.) [9-10]
- .875, Josh Harrellson vs. Princeton (2011, 2nd Rd.) [7-8]

by Opponent

- 1.000 by Christian Laettner, Duke (1992, Elite 8) [10-of-10]
- .900 by Ben Caton, Utah (1996, Sweet 16) [9-of-10]
- .875 by Ric Cobb, Marquette (1969, Sweet 16) [7-of-8]
- .818 by Randy Ayers, Miami, Ohio (1978, Sweet 16) [9-of-11]

3-POINT FIELD GOALS

- 8, Eric Bledsoe vs. E. Tenn. State (2010, 1st Rd.) [9 attempts]
- 7, Tony Delk vs. Syracuse (1996 Championship) [12 attempts]
- 6, Tayshaun Prince vs. Tulsa (2002 2nd Round) [8 attempts]
- 6, Tayshaun Prince vs. Iowa (2001 2nd Round) [8 attempts]
- 5, 12 players (Last Brandon Knight 2011 Elite 8) [11 attempts]

by Opponent

- 6 by David Bluthenthal, USC (2001, Sweet 16) [9 attempts]
- 6 by Dean Oliver, Iowa (2001, 2nd Round) [9 attempts]
- 6 by Jeff Boschee, Kansas (1999, 2nd Round) [18 attempts]
- 6 by Tyler Brown, S. Carolina St. (1998, 1st Round) [10 attempts]

3-POINT FIELD GOALS ATTEMPTS

- 14, Tony Delk vs. North Carolina (1995 Elite 8) [5 made]
- 12, Scott Padgett vs. Arizona (1997 Championship) [3 made]
- 12, Tony Delk vs. Syracuse (1996 Championship) [7 made]
- 12, Tony Delk vs. Marquette (1994 2nd Round) [5 made]
- 11, Brandon Knight vs. UNC (2011 2nd Round) [5 made]

by Opponent

- 18 by Jeff Boschee, Kansas (1999, 2nd Round) [6 made]

3-POINT FIELD GOAL PERCENTAGE (min. 5 attempts)

- 1.000, Jamal Mashburn vs. Wake Forest (1993, Sweet 16) [5-5]
- .889, Eric Bledsoe vs. E. Tenn. State (2010 1st Rd.) [8-9]
- .833, Cameron Mills vs. St. Joseph's (1997, Sweet 16) [5-6]
- .833, Travis Ford vs. Wake Forest (1993, Sweet 16) [5-6]
- .800, John Pelphrey vs. Iowa State (1992, 2nd Round) [4-5]

by Opponent

- .833 by Shannon Brown, Michigan State (2005, Elite 8) [5-of-6]
- .714 by Kirk Penney, Wisconsin (2003, Sweet 16) [5-of-7]
- .667, five players

FREE THROWS

- 17, Roger Newman vs. Ohio State (1961 Elite 8) [22 attempts]
- 13, Scott Padgett vs. Kansas (1999 2nd Round) [17 attempts]
- 13, Rodrick Rhodes vs. Tenn. St. (1994 1st Round) [19 attempts]
- 13, Ed Davender vs. Maryland (1988 2nd Round) [14 attempts]
- 13, Kenny Walker vs. Washington (1985 1st Round) [15 attempts]

by Opponent

- 16 by John Riser, Pittsburgh (1957, Sweet 16) [17 attempts]
- 15 by Ron Bayless, Iowa State (1992, 2nd Round) [16 attempts]
- 14 by Miles Simon, Arizona (1997 Championship) [17 attempts]
- 14 by Dean Meminger, Marquette (1971, Reg. Consol.) [17 att.]
- 14 by Jim Coleman, Loyola (1964, Elite 8) [17 attempts]

FREE THROW ATTEMPTS

- 22, Roger Newman vs. Ohio State (1961 Elite 8) [17 made]
- 19, Rodrick Rhodes vs. Tenn. St. (1994 1st Round) [13 made]
- 17, Scott Padgett vs. Kansas (1999 2nd Round) [13 made]
- 15, Kenny Walker vs. Washington (1985 1st Round) [13 made]
- 15, Vernon Hatton vs. Seattle (1958 Championship) [12 made]

by Opponent

- 18 by Robert Kendrick, Wayne State (1956 Sweet 16) [10 made]
- 17 by Miles Simon, Arizona (1997 Championship) [14 made]
- 17 by Dean Meminger, Marquette (1971, Reg. Consolation) [14 made]
- 17 by Jim Coleman, Loyola (1964, Elite 8) [14 made]
- 17 by John Riser, Pittsburgh (1957, Sweet 16) [16 made]

FREE THROW PERCENTAGE (min. 8 attempts)

- 1.000, Dan Issel vs. Miami, Ohio (1969, Reg. Cons.) [12-of-12]
- 1.000, Bobby Perry vs. UAB (2006, 1st Round) [10-of-10]
- 1.000, Mike Casey vs. Marquette (1969, Sweet 16) [10-of-10]
- 1.000, Cliff Hawkins vs. Utah (2003, 2nd Round) [8-of-8]
- 1.000, Nazr Mohammed vs. S. Carolina St. (1998, 1st Round) [8-of-8]
- 1.000, Derek Anderson vs. Utah (1996, Sweet 16) [8-of-8]
- 1.000, Travis Ford vs. Tennessee State (1994, 1st Round) [8-of-8]
- 1.000, Adrian Smith vs. Notre Dame (1958, Elite 8) [8-of-8]

by Opponent

- 1.000 by Jim McDaniels, W. Kentucky (1971 Sweet 16) [11-of-11]
 1.000 by Christian Laettner, Duke (1992 Elite 8) [10-of-10]
 1.000 by Justin Thigpen, Iowa State (1992, 2nd round) [9-of-9]
 1.000 by Arthur Lee, Stanford (1998 Championship) [9-of-9]
 1.000 by Otto Petty, Florida State (1972, Elite 8) [9-of-9]
 1.000 by Cazzie Russell, Michigan (1966 Elite 8) [9-of-9]
 1.000 by Marc Jackson, Utah (2003, 2nd Round) [8-of-8]
 1.000 by Oliver Robinson, UAB (1981, 2nd Round) [8-of-8]
 1.000 by Mike Gminski, Duke (1978, Championship) [8-of-8]
 1.000 by Steve Krafcsisin, North Carolina (1977, Sweet 16) [8-of-8]

REBOUNDS

- 21, Bill Spivey vs. Kansas State (1951, Finals)
 16, Jim Andrews vs. Marquette (1972, Sweet 16)
 16, Dan Issel vs. Marquette (1968, Sweet 16)
 16, Bill Lickert vs. Morehead State (1961, Sweet 16)
 16, Johnny Cox vs. Seattle (1958, Finals)
 16, Ed Beck vs. Michigan State (1957, Elite 8)
 16, Bill Spivey vs. Illinois (1951, Final Four)

by Opponent

- 30 by Jerry Lucas, Ohio State (1961, Elite 8)
 23 by Kent Benson, Indiana (1975, Elite 8)
 20 by Artis Gilmore, Jacksonville (1970, Elite 8)
 19 by Elgin Baylor, Seattle (1958, National Championship)
 18 by Caswell Cyrus, St. Bonaventure (2000, 1st Round)
 18 by Howard Jackson, Austin Peay (1973, Sweet 16)
 18 by Les Hunter, Loyola (1964, Regional Consolation)
 18 by Johnny Green, Michigan State (1957, Sweet 16)
 18 by Bob Lochmuller, Louisville (1951, 1st Round)

ASSISTS

- 14, Dicky Beal vs. BYU (1984, 2nd Round)
 11, John Wall vs. E. Tennessee State (2010, 1st Round)
 9, Wayne Turner vs. Saint Louis (1998, 2nd Round)
 9, Sean Woods vs. Duke (1992, Elite 8) [OT]
 9, Sean Woods vs. Iowa State (1992, 2nd Round)
 9, Roger Harden vs. Alabama (1986, Sweet 16)
 9, Dicky Beal vs. Louisville (1984, Sweet 16)
 9, Scotty Baesler vs. Ohio State (1962, Elite 8)

by Opponent

- 14 by Andre McCarter, UCLA (1975, National Championship)
 12 by Edgar Padilla, Massachusetts (1996, Final Four)
 11 by Dwayne Wade, Marquette (2003, Elite 8)
 11 by Mateen Cleaves, Michigan State (1999, Elite 8)
 11 by Bruce Douglass, Illinois (1984, Elite 8)

BLOCKS

- 6, Jamaal Magloire vs. UCLA (1998, Sweet 16)
 6, Nazr Mohammed vs. UCLA (1998, Sweet 16)
 4, DeMarcus Cousins vs. E. Tennessee State (2010, 1st Round)
 4, Jamaal Magloire vs. Saint Louis (1998, 2nd Round)
 4, Jamaal Magloire vs. Montana (1997, 1st Round)
 4, Mark Pope vs. San Jose State (1996, 1st Round)
 4, Andre Riddick vs. Rider (1993, 1st Round)
 4, Melvin Turpin vs. Middle Tennessee State (1982, 1st Round)

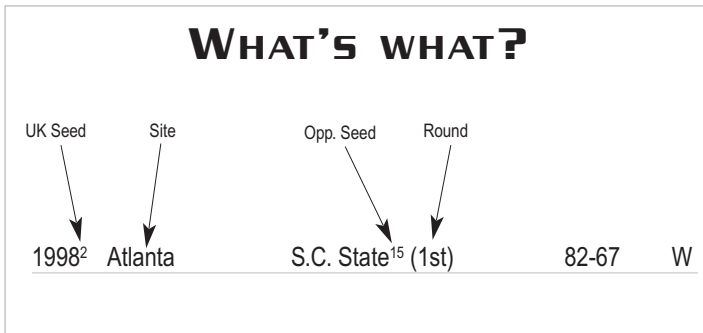
STEALS

- 6, Anthony Epps vs. San Jose State (1996, 1st Round)
 6, Antoine Walker vs. San Jose State (1996, 1st Round)
 6, Dicky Beal vs. Louisville (1984, Sweet 16)
 5, Patrick Sparks vs. Connecticut (2006, 2nd Round)
 5, Rajon Rondo vs. Eastern Kentucky (2005, 1st Round)
 5, Anthony Epps vs. Minnesota (1997, Final 4)
 5, Wayne Turner vs. Minnesota (1997, Final 4)
 5, Wayne Turner vs. Utah (1997, Elite 8)
 5, Wayne Turner vs. Montana (1997, 1st Round)
 5, Anthony Epps vs. Tulane (1995, 2nd Round)
 5, Rodrick Rhodes vs. Tennessee State (1994, 1st Round)

		North Carolina ² (RF)	61-74	L
1996¹	Dallas	San Jose State ¹⁶ (1st)	110-72	W
		Virginia Tech ⁹ (2nd)	84-60	W
	Minneapolis	Utah ⁴ (RS)	101-70	W
		Wake Forest ² (RF)	83-63	W
	E. Rutherford	Massachusetts ¹ (NS)	81-74	W
		Syracuse ⁴ (NF)	76-67	W
1997¹	Salt Lake City	Montana ¹⁸ (1st)	92-54	W
		Iowa ⁹ (2nd)	75-69	W
	San Jose	St. Joseph's ⁴ (RS)	83-68	W
		Utah ² (RF)	72-59	W
	Indianapolis	Minnesota ¹ (NS)	78-69	W
		Arizona ⁴ (NF) [OT]	79-84	L
1998²	Atlanta	S.C. State ¹⁵ (1st)	82-67	W
		Saint Louis ¹⁰ (2nd)	88-61	W
	St. Petersburg	UCLA ⁶ (RS)	94-68	W
		Duke ¹ (RF)	86-84	W
	San Antonio	Stanford ³ (NS) [OT]	86-85	W
		Utah ³ (NF)	78-69	W
1999³	New Orleans	New Mexico State ¹⁴ (1st)	82-60	W
		Kansas ⁵ (2nd) [OT]	92-88	W
	St. Louis	Miami, Ohio ¹⁰ (RF)	58-43	W
		Michigan State ¹ (RS)	66-73	L
2000⁵	Cleveland	St. Bonaventure ¹² (1st) [2OT]	85-80	W
		Syracuse ⁴	50-52	L
2001²	Long Island	Holy Cross ¹⁵ (1st)	72-68	W
		Iowa ⁷ (2nd)	92-79	W
	Philadelphia	Southern Cal ⁶ (RS)	76-80	L
2002⁴	St. Louis	Valparaiso ¹³ (1st)	83-68	W

		Tulsa ¹² (2nd)	87-82	W	
		Syracuse	Maryland ¹ (RS)	68-78	L
2003¹	Nashville	IUPUI ¹⁸ (1st)	95-64	W	
		Utah ⁹ (2nd)	74-54	W	
	Minneapolis	Wisconsin ⁵ (RS)	63-57	W	
		Marquette ³ (RF)	69-83	L	
2004¹	Columbus	Florida A&M ¹⁶ (1st)	96-76	W	
		UAB ⁹ (2nd)	75-76	L	
2005²	Indianapolis	Eastern Kentucky ¹⁵ (1st)	72-64	W	
		Cincinnati ¹ (2nd)	69-60	W	
	Austin	Utah ⁶ (RS)	62-52	W	
		Michigan State ⁵ (RF) [2OT]	88-94	L	
2006⁵	Philadelphia	UAB ⁹ (1st)	69-64	W	
		Connecticut ¹ (2nd)	83-87	L	
2007⁶	Chicago	Villanova ² (1st)	67-58	W	
		Kansas ³ (2nd)	76-88	L	
2008¹¹	Anaheim	Marquette ⁶ (1st)	66-74	L	
2010¹	New Orleans	East Tennessee State ¹⁶ (1st)	100-71	W	
	New Orleans	Wake Forest ⁴ (2nd)	90-60	W	
	Syracuse	Cornell ¹² (RS)	62-45	W	
	Syracuse	West Virginia ² (RF)	66-73	L	
2011⁴	Tampa	Princeton ¹³ (2nd)	59-57	W	
	Tampa	West Virginia ³ (3rd)	71-63	W	
	Newark	Ohio State ¹ (RS)	62-60	W	
	Newark	North Carolina ² (RF)	76-69	W	
	Houston	Connecticut ³ (NS)	55-56	L	

* as part of sanctions imposed by the NCAA, UK had to erase from its records the three games played in the NCAA Tournament: a 99-84 win over Southern, a 90-81 win over Maryland and an 80-74 loss to Villanova.



UK vs. NCAA TOURNAMENT OPPONENTS

Opponent	First Meeting	Last Meeting	W-L
Alabama	1986		1-0
UAB	1981	2006	1-2
Arizona	1997		0-1
Arizona State	1995		1-0
Arkansas	1978		1-0
Austin Peay	1973		1-0
Baylor	1948		1-0
BYU	1984		1-0
Butler	1962		1-0
Central Michigan	1975		1-0
Cincinnati	2005		1-0
Columbia	1948		1-0
Connecticut	2006	2011	0-2
Cornell	2010		1-0
Dartmouth	1942		0-1
Davidson	1986		1-0
Dayton	1966		1-0
Duke	1966	1998	3-2
Eastern Kentucky	2005		1-0
East Tennessee State	2010		1-0
Florida A&M	2004		1-0
Florida State	1972	1993	3-1
Georgetown	1984		0-1
Holy Cross	1948	2001	2-0
Illinois	1942	1984	4-0
Indiana	1973	1983	2-1
IUPUI	2003		1-0
Iowa	1956	2001	2-1
Iowa State	1992		1-0
Jacksonville	1970		0-1
Kansas	1999	2007	1-1
Kansas State	1951		1-0
LSU	1986		0-1
Louisville	1951	1984	2-2
Loyola, Ill.	1964		0-1
Marquette	1955	2008	4-6
Maryland	2002		0-1
Massachusetts	1992	1996	2-0
Miami, Ohio	1958	1999	4-0
Michigan	1966	1993	1-1
Michigan State	1957	2005	1-3
Middle Tennessee	1982		0-1
Minnesota	1997		1-0
Montana	1997		1-0
Morehead State	1961		1-0
Mount St. Mary's	1995		1-0
UNLV	1985		1-0
New Mexico State	1999		1-0
North Carolina	1977	2011	1-2

Opponent	First Meeting	Last Meeting	W-L
Notre Dame	1958	1970	2-0
Ohio	1964	1983	1-1
Ohio State	1945	2011	1-5
Oklahoma State	1949		1-0
Old Dominion	1992		1-0
Penn State	1952	1955	2-0
Pittsburgh	1957		1-0
Princeton	1977	2011	2-0
Rider	1993		1-0
St. Bonaventure	2000		1-0
St. John's	1951	1985	1-2
St. Joseph's	1997		1-0
Saint Louis	1998		1-0
San Jose State	1996		1-0
Seattle	1958		1-0
South Carolina St.	1998		1-0
Southern Cal	2001		0-1
Stanford	1998		1-0
Syracuse	1975	2000	2-1
Temple	1958		1-0
Tennessee State	1994		1-0
UTEP	1966		0-1
Tufts	1945		1-0
Tulane	1995		1-0
Tulsa	2002		1-0
UCLA	1975	1998	1-1
Utah	1993	2005	6-0
Valparaiso	2002		1-0
Villanova	1949	2007	2-0
VMI	1977		1-0
Virginia Tech	1996		1-0
Wake Forest	1993	2010	3-0
Washington	1985		1-0
Wayne	1956		1-0
West Virginia	2010	2011	1-1
Western Kentucky	1971	1986	1-1
Wisconsin	2003		1-0

TOTALS **105-46**

NCAA FINAL FOUR RESULTS

Year	Champion	Score	Runner-up	3rd Place	4th Place	Site of Finals	Coach of Champions	Outstanding Player
1939	Oregon	46-33	Ohio State	*Oklahoma	*Villanova	Evanston, Ill.	Howard Hotson, Oregon	None Selected
1940	Indiana	60-42	Kansas	*Duquesne	*Southern Cal	Kansas City, Mo.	Branch McCracken, Indiana	Marvin Huffman, Indiana
1941	Wisconsin	39-34	Washington State	*Pittsburgh	*Arkansas	Kansas City, Mo.	Harold Foster, Wisconsin	John Gola, Wisconsin
1942	Stanford	53-38	Dartmouth	Kentucky	*Colorado	Kansas City, Mo.	Everett Dean, Stanford	Howard Dallmar, Stanford
1943	Wyoming	46-34	Georgetown	*Texas	*DePaul	New York	Everett Shelton, Wyoming	Ken Sailors, Wyoming
1944	Utah	42-40½	Dartmouth	*Iowa State	*Ohio State	New York	Vaala Peterson, Utah	Arnold Ferrin, Utah
1945	Oklahoma State	49-45	New York U.	*Arkansas	*Ohio State	New York	Henry Iba, Oklahoma State	Bob Kurland, Oklahoma State
1946	Oklahoma State	43-40	North Carolina	Ohio State	California	New York	Henry Iba, Oklahoma State	Bob Kurland, Oklahoma State
1947	Holy Cross	58-47	Oklahoma	Texas	CCNY	New York	Alvin Julian, Holy Cross	George Kattan, Holy Cross
1948	Kentucky	58-42	Baylor	Holy Cross	Kansas State	New York	Adolph Rupp, Kentucky	Alex Groza, Kentucky
1949	Kentucky	46-36	Oklahoma State	Illinois	Oregon State	Seattle, Wash.	Adolph Rupp, Kentucky	Alex Groza, Kentucky
1950	CCNY	71-68	Bradley	N.C. State	Baylor	New York	Nat Holman, CCNY	Irvin Dambrot, CCNY
1951	Kentucky	68-58	Kansas State	Illinois	Oklahoma St.	New York	Adolph Rupp, Kentucky	Bill Spivey, Kentucky
1952	Kansas	80-63	St. John's	Illinois	Kansas State	Minneapolis, Minn.	Forrest Allen, Kansas	Clyde Lovellette, Kansas
1953	Indiana	69-68	Kansas	Washington	Santa Clara	Seattle, Wash.	Branch McCracken, Indiana	B.H. Born, Kansas
1954	LaSalle	92-76	Bradley	Penn State	Southern Cal	Kansas City, Mo.	Kenneth Loeffler, LaSalle	Tom Gola, LaSalle
1955	San Francisco	77-63	LaSalle	Colorado	Iowa	Kansas City, Mo.	Phil Woolpert, San Francisco	Bill Russell, San Francisco
1956	San Francisco	83-71	Iowa	Temple	SMU	Evanston, Ill.	Phil Woolpert, San Francisco	Hal Lear, Temple
1957	North Carolina	54-53½	Kansas	San Francisco	Michigan State	Kansas City, Mo.	Frank McGuire, North Carolina	Wilt Chamberlain, Kansas
1958	Kentucky	84-72	Seattle	Temple	Kansas State	Louisville, Ky.	Adolph Rupp, Kentucky	Elgin Baylor, Seattle
1959	California	71-70	West Virginia	Cincinnati	Louisville	Louisville, Ky.	Pete Newell, California	Jerry West, West Virginia
1960	Ohio State	75-55	California	Cincinnati	New York U.	San Francisco, Calif.	Fred Taylor, Ohio State	Jerry Lucas, Ohio State
1961	Cincinnati	70-65½	Ohio State	Vacated	Utah	Kansas City, Mo.	Edwin Jucker, Cincinnati	Jerry Lucas, Ohio State
1962	Cincinnati	71-59	Ohio State	Wake Forest	UCLA	Louisville, Ky.	Edwin Jucker, Cincinnati	Paul Hogue, Cincinnati
1963	Loyola (Ill.)	60-58½	Cincinnati	Duke	Oregon State	Louisville, Ky.	George Ireland, Loyola (Ill.)	Art Heyman, Duke
1964	UCLA	98-83	Duke	Michigan	Kansas State	Kansas City, Mo.	John Wooden, UCLA	Walt Hazzard, UCLA
1965	UCLA	91-40	Michigan	Princeton	Wichita State	Portland, Ore.	John Wooden, UCLA	Bill Bradley, Princeton
1966	Texas Western	72-65	Kentucky	Houston	Utah	College Park, Md.	Don Haskins, Texas Western	Jerry Chambers, Utah
1967	UCLA	79-64	Dayton	Ohio State	Houston	Louisville, Ky.	John Wooden, UCLA	Law Alcindor, UCLA
1968	UCLA	78-55	North Carolina	Ohio State	Houston	Los Angeles, Calif.	John Wooden, UCLA	Law Alcindor, UCLA
1969	UCLA	92-72	Purdue	Drake	North Carolina	Louisville, Ky.	John Wooden, UCLA	Law Alcindor, UCLA
1970	UCLA	80-69	Jacksonville	New Mexico St.	St. Bonaventure	College Park, Md.	John Wooden, UCLA	Sidney Wicks, UCLA
1971	UCLA	68-62	Vacated **	Vacated **	Kansas	Houston, Texas	John Wooden, UCLA	Vacated *
1972	UCLA	81-76	Florida State	North Carolina	Louisville	Los Angeles, Calif.	John Wooden, UCLA	Bill Walton, UCLA
1973	UCLA	87-66	Memphis State	Indiana	Providence State	St. Louis, Mo.	John Wooden, UCLA	Bill Walton, UCLA
1974	N.C. State	76-64	Marquette	UCLA	Kansas	Greensboro, N.C.	Norman Sloan, N.C. State	David Thompson, N.C. State

Pre-1950

1950s

1960s

Year	Champion	Score	Runner-up	3rd Place	4th Place	Site of Finals	Coach of Champions	Outstanding Player
1970s	1975	UCLA	92-85	Louisville	Syracuse	San Diego, Calif.	John Wooden, UCLA	Richard Washington, UCLA
	1976	Indiana	86-68	UCLA	Rutgers	Philadelphia, Pa.	Bob Knight, Indiana	Kent Benson, Indiana
	1977	Marquette	67-59	UNLV	Charlotte	Atlanta, Ga.	Al McGuire, Marquette	Butch Lee, Marquette
	1978	Kentucky	94-88	Arkansas	DePaul	St. Louis, Mo.	Joe B. Hall, Kentucky	Jack Givens, Kentucky
	1979	Michigan State	75-64	Indiana State	Penn	Salt Lake City, Utah	Jud Heathcote, Michigan State	Earvin Johnson, Michigan St.
	1980	Louisville	59-54	Vacated **	Purdue	Iowa	Denny Crum, Louisville	Darrell Griffith, Louisville
	1981	Indiana	63-50	North Carolina	Virginia	LSU	Bob Knight, Indiana	Isiah Thomas, Indiana
	1982	North Carolina	63-62	Georgetown	*Houston	New Orleans, La.	Dean Smith, North Carolina	James Worley, UNC
	1983	N.C. State	54-52	Houston	*Georgia	*Louisville	Jim Valvano, N.C. State	Akeem Olatujwon, Houston
	1984	Georgetown	84-75	Houston	*Kentucky	*Virginia	John Thompson, Georgetown	Patrick Ewing, Georgetown
1980s	1985	Villanova	66-64	Georgetown	*St. John's	Lexington, Ky.	Rollie Massimino, Villanova	Ed Pinckney, Villanova
	1986	Louisville	72-69	Duke	*LSU	Dallas, Texas	Denny Crum, Louisville	Pervis Ellison, Louisville
	1987	Indiana	74-73	Syracuse	*Providence	New Orleans, La.	Bob Knight, Indiana	Keith Smart, Indiana
	1988	Kansas	83-79	Oklahoma	*Arizona	Kansas City, Mo.	Larry Brown, Kansas	Danny Manning, Kansas
	1989	Michigan	80-79\$	Seton Hall	*Duke	Seattle, Wash.	Steve Fisher, Michigan	Glen Rice, Michigan
	1990	UNLV	103-73	Duke	*Arkansas	*Georgia Tech	Jerry Tarkanian, UNLV	Anderson Hunt, UNLV
	1991	Duke	72-65	Kansas	*UNLV	*North Carolina	Mike Krzyzewski, Duke	Christian Laethner, Duke
	1992	Duke	71-51	Michigan	*Cincinnati	*Indiana	Mike Krzyzewski, Duke	Bobby Hurley, Duke
	1993	North Carolina	77-71	Michigan	*Kentucky	*Kansas	Dean Smith, North Carolina	Donald Williams, UNC
	1994	Arkansas	76-72	Duke	*Florida	*Arizona	Nolan Richardson, Arkansas	Corliss Williamson, Arkansas
1990s	1995	UCLA	89-78	Arkansas	*Oklahoma State	*North Carolina	Jim Harrick, UCLA	Ed O'Bannon, UCLA
	1996	Kentucky	76-67	Syracuse	*Massachusetts	*Mississippi State	Rick Pitino, Kentucky	Tony Delk, Kentucky
	1997	Arizona	84-79\$	Kentucky	*Minnesota	Indianapolis, Ind.	Lute Olsen, Arizona	Miles Simon, Arizona
	1998	Kentucky	78-69	Utah	*North Carolina	San Antonio, Texas	Tubby Smith, Kentucky	Jeff Sheppard, Kentucky
	1999	Connecticut	77-74	Duke	*Michigan State	*Ohio State	Jim Calhoun, Connecticut	Richard Hamilton, UConn
	2000	Michigan State	89-76	Florida	*North Carolina	Indianapolis, Ind.	Tom Izzo, Michigan State	Mateen Cleaves, Michigan St.
	2001	Duke	82-72	Arizona	*Maryland	*Michigan State	Mike Krzyzewski, Duke	Shane Battier, Duke
	2002	Maryland	64-52	Indiana	*Kansas	Atlanta, Ga.	Gary Williams, Maryland	Juan Dixon, Maryland
	2003	Syracuse	81-78	Kansas	*Marquette	*Oklahoma	Jim Boeheim, Syracuse	Carmelo Anthony, Syracuse
	2000s	2004	Connecticut	82-73	Georgia Tech	*Duke	*Oklahoma State	Jim Calhoun, Connecticut
2005		North Carolina	75-70	Illinois	*Louisville	*Michigan State	Roy Williams, North Carolina	Sean May, North Carolina
2006		Florida	73-57	UCLA	*George Mason	*LSU	Billy Donovan, Florida	Joakim Noah, Florida
2007		Florida	84-75	Ohio State	*Georgetown	*UCLA	Billy Donovan, Florida	Corey Brewer, Florida
2008		Kansas	75-68	Memphis	*North Carolina	*UCLA	Bill Self, Kansas	Mario Chalmers, Kansas
2009		North Carolina	89-72	Michigan State	*Connecticut	*Villanova	Roy Williams, North Carolina	Wayne Ellington, North Carolina
2010		Duke	61-59	Butler	*Michigan State	*West Virginia	Mike Krzyzewski, Duke	Kyle Singler, Duke
2011		Connecticut	53-41	Butler	*Kentucky	*VCU	Jim Calhoun, Connecticut	Kemba Walker, Connecticut

*Tied for third place \$-Overtime &-Three Overtimes **Student-athletes representing Villanova (1971), Western Kentucky (1971) and UCLA (1980) were declared ineligible subsequent to the tournament. Under NCAA rules, the teams' and ineligible student-athletes' records were deleted, and the teams' places in the standings were vacated.

UK IN THE SOUTHEASTERN CONFERENCE

SEC CHAMPIONSHIPS

Team	Titles	Last Title
KENTUCKY	44	2010
LSU	10	2009
Tennessee	9	2008
Alabama	7	2002
Mississippi State	6	2004
Florida	5	2011
Vanderbilt	3	1993
Arkansas	2	1994
Auburn	2	1999
Georgia	1	1990
•Georgia Tech	1	1938
South Carolina	1	1997

•Former SEC Member

SEC TOURNAMENT CHAMPIONSHIPS

Team	Titles	Last Title
KENTUCKY	27	2011
Alabama	6	1991
Tennessee	4	1979
Florida	3	2007
Mississippi State	3	2009
Georgia	2	2008
Arkansas	1	2000
Auburn	1	1985
•Georgia Tech	1	1938
LSU	1	1980
Ole Miss	1	1981
Vanderbilt	1	1951

•Former SEC Member

SEC ALL-TIME STANDINGS

REGULAR-SEASON GAMES ONLY 1933-2011

Team	Yrs.	Won	Lost	Pct.	Titles
KENTUCKY	78	888	246	.783	44
Alabama	78	721	544	.570	7
Tennessee	78	663	511	.565	9
Arkansas	20	165	151	.522	2
LSU	79	615	603	.505	10
Vanderbilt	79	630	610	.508	3
Florida	78	548	603	.476	5
Auburn	78	556	654	.460	2
Mississippi St.	78	543	689	.441	6
Georgia	79	484	712	.405	1
South Carolina	20	127	193	.397	1
Ole Miss	78	445	764	.368	0

FORMER MEMBERS

Georgia Tech	32	201	207	.493	1
Tulane	34	195	252	.436	0
Sewanee	8	3	76	.038	0

NOTE: Sewanee withdrew after the 1940 season, Georgia Tech after the 1964 season and Tulane after the 1966 campaign. During World War II, Alabama, Auburn, Florida, Ole Miss, Mississippi State and Tennessee suspended intercollegiate basketball for the 1944 season. Kentucky did not compete for the title during the 1953, 1989 and 1990 seasons due to NCAA suspension.

ANNUAL SOUTHEASTERN CONFERENCE CHAMPIONS

Year	Champion (SEC W-L)	East Champ	West Champ	Tourney Champ	Site	Championship Game Result
1933	Kentucky (8-0)			Kentucky	Atlanta	Kentucky 46, Mississippi State 27
1934	Alabama (13-2)			Alabama	Atlanta	Alabama 41, Florida 25
1935	LSU (12-0), Kentucky (11-0)			No Tournament		
1936	Tennessee (8-4)			Tennessee	Knoxville	Tennessee 29, Alabama 25
1937	Kentucky (5-3)			Kentucky	•Knoxville	Kentucky 39, Tennessee 25
1938	Georgia Tech (9-2)			Georgia Tech	Baton Rouge	Georgia Tech 58, Ole Miss 47
1939	Kentucky (5-2)			Kentucky	Knoxville	Kentucky 46, Tennessee 38
1940	Kentucky (4-4)			Kentucky	Knoxville	Kentucky 51, Georgia 43
1941	Tennessee (8-3)			Tennessee	Louisville	Tennessee 36, Kentucky 33
1942	Kentucky (6-2)			Kentucky	Louisville	Kentucky 36, Alabama 34
1943	Tennessee (6-3)			Tennessee	Louisville	Tennessee 33, Kentucky 30
1944	Kentucky (0-0)			Kentucky	••Louisville	Kentucky 62, Tulane 46
1945	Kentucky (4-1)			Kentucky	Louisville	Kentucky 39, Tennessee 35
1946	Kentucky (6-0)			Kentucky	Louisville	Kentucky 59, LSU 36
1947	Kentucky (11-0)			Kentucky	Louisville	Kentucky 55, Tulane 38
1948	Kentucky (9-0)			Kentucky	Louisville	Kentucky 54, Georgia Tech 43
1949	Kentucky (13-0)			Kentucky	Louisville	Kentucky 68, Tulane 52

Year	Champion (SEC W-L)	East Champ	West Champ	Tourney Champ	Site	Championship Game Result
1950	Kentucky (11-2)			Kentucky	Louisville	Kentucky 95, Tennessee 58
1951	Kentucky (14-0)			Vanderbilt	Louisville	Vanderbilt 61, Kentucky 57
1952	Kentucky (14-0)			Kentucky	Louisville	Kentucky 44, LSU 43
1953	LSU (13-0)			No Tournament		
1954	Kentucky/LSU (14-0)			No Tournament		
1955	Kentucky (12-2)			No Tournament		
1956	Alabama (14-0)			No Tournament		
1957	Kentucky (12-2)			No Tournament		
1958	Kentucky (12-2)			No Tournament		
1959	Mississippi State (13-1)			No Tournament		
1960	Auburn (12-2)			No Tournament		
1961	Mississippi State (11-3)			No Tournament		
1962	Kentucky/Mississippi State (13-1)		No Tournament	No Tournament		
1963	Mississippi State (13-1)			No Tournament		
1964	Kentucky (11-3)			No Tournament		
1965	Vanderbilt (15-1)			No Tournament		
1966	Kentucky (15-1)			No Tournament		
1967	Tennessee (15-3)			No Tournament		
1968	Kentucky (15-3)			No Tournament		
1969	Kentucky (16-2)			No Tournament		
1970	Kentucky (17-1)			No Tournament		
1971	Kentucky (16-2)			No Tournament		
1972	Kentucky/Tennessee (14-4)			No Tournament		
1973	Kentucky (14-4)			No Tournament		
1974	Alabama/Vanderbilt (15-3)			No Tournament		
1975	Kentucky/Alabama (15-3)			No Tournament		
1976	Alabama (15-3)			No Tournament		
1977	Kentucky/Tennessee (16-2)			No Tournament		
1978	Kentucky (16-2)			No Tournament		
1979	LSU (14-4)			Tennessee	Birmingham	Tennessee 75, Kentucky 69 (OT)
1980	Kentucky (15-3)			LSU	Birmingham	LSU 80, Kentucky 78
1981	LSU (17-1)			Ole Miss	Birmingham	Ole Miss 66, Georgia 62
1982	Kentucky/Tennessee (13-5)			Alabama	Lexington	Alabama 48, Kentucky 46
1983	Kentucky (13-5)			Georgia	Birmingham	Georgia 86, Alabama 71
1984	Kentucky (14-4)			Kentucky	Nashville	Kentucky 51, Auburn 49
1985	LSU (13-5)			Auburn	Birmingham	Auburn 53, Alabama 49 (OT)

Year	Champion (SEC W-L)	East Champ	West Champ	Tourney Champ	Site	Championship Game Result
1986	Kentucky (17-1)			Kentucky	Lexington	Kentucky 83, Alabama 72
1987	Alabama (16-2)			Alabama	Atlanta	Alabama 69, LSU 62
1988	Vacated			Vacated	Baton Rouge	Kentucky 62, Georgia 57
1989	Florida (13-5)			Alabama	Knoxville	Alabama 72, Florida 60
1990	Georgia (13-5)			Alabama	Orlando	Alabama 70, Ole Miss 51
1991	Mississippi State/LSU (13-5)			Alabama	Nashville	Alabama 88, Tennessee 64
1992	Arkansas (13-3)	Kentucky (12-4)	Arkansas (13-3)	Kentucky	Birmingham	Kentucky 80, Alabama 54
1993	Vanderbilt (14-2)	Vanderbilt (14-2)	Arkansas (10-6)	Kentucky	Lexington	Kentucky 82, LSU 65
1994	Arkansas (14-2)	Kentucky/Florida (12-4)	Arkansas (14-2)	Kentucky	Memphis	Kentucky 73, Florida 60
1995	Kentucky (14-2)	Kentucky (14-2)	Arkansas/Mississippi St. (12-4)	Kentucky	Atlanta	Kentucky 95, Arkansas 93 (OT)
1996	Kentucky (16-0)	Kentucky (16-0)	Mississippi State (10-6)	Mississippi State	New Orleans	Mississippi State 84, Kentucky 73
1997	South Carolina (15-1)	South Carolina (15-1)	Ole Miss (11-5)	Kentucky	Memphis	Kentucky 95, Georgia 68
1998	Kentucky (14-2)	Kentucky (14-2)	Ole Miss (12-4)	Kentucky	Atlanta	Kentucky 86, South Carolina 56
1999	Auburn (14-2)	Tennessee (12-4)	Auburn (14-2)	Kentucky	Atlanta	Kentucky 76, Arkansas 63
2000	Kentucky/Florida/Tenn./LSU (12-4)	Kentucky/Fla./Tenn. (12-4)	LSU (12-4)	Arkansas	Atlanta	Arkansas 75, Auburn 67
2001	Kentucky/Florida (12-4)	Kentucky/Florida (12-4)	Ole Miss (11-5)	Kentucky	Nashville	Kentucky 77, Ole Miss 55
2002	Alabama (12-4)	Kentucky/Florida (10-6)	Alabama (12-4)	Mississippi State	Atlanta	Mississippi State 61, Alabama 58
2003	Kentucky (16-0)	Kentucky (16-0)	Mississippi State (9-7)	Kentucky	New Orleans	Kentucky 64, Mississippi State 57
2004	Mississippi State (14-2)	Kentucky (13-3)	Mississippi State (14-2)	Kentucky	Atlanta	Kentucky 89, Florida 73
2005	Kentucky (14-2)	Kentucky (14-2)	Alabama/LSU (12-4)	Florida	Atlanta	Florida 70, Kentucky 53
2006	LSU (14-2)	Tennessee (12-4)	LSU (14-2)	Florida	Nashville	Florida 49, South Carolina 47
2007	Florida (13-3)	Florida (13-3)	Ole Miss/Mississippi St. (8-8)	Florida	Atlanta	Florida 77, Arkansas 56
2008	Tennessee (14-2)	Tennessee (14-2)	Mississippi St. (12-4)	Georgia	Atlanta (Alexander Memorial)	Georgia 66, Arkansas 57
2009	LSU (13-3)	Tennessee/South Carolina (10-6)	LSU (13-3)	Mississippi State	Tampa	Mississippi State 64, Tennessee 61
2010	Kentucky (14-2)	Kentucky (14-2)	Mississippi State (9-7)	Kentucky	Nashville	Kentucky 75, Mississippi State 74 (OT)
2011	Florida (13-3)	Florida (13-3)	Alabama (12-2)	Kentucky	Atlanta	Kentucky 70, Florida 54

NOTES: From 1933-1950 the SEC champion was determined by a tournament, except for 1935. • Only eight teams invited to participate
 Since 1951, when the round-robin schedule was introduced, the title has been decided by a winning percentage on the conference schedule. From 1951-1964 the round-robin schedule was 14 games.
 From 1965-1966 and since 1992 the round-robin schedule has been 16 games. From 1967-1990 the round-robin schedule was 18 games. In 1979 the SEC Tournament was renewed with the winner receiving an automatic bid to the NCAA Tournament. In 2008, the tournament was moved to Georgia Tech's Alexander Memorial Coliseum after a tornado hit the Georgia Dome during second round action on Friday, March 14.

UK IN THE SEC TOURNAMENT

The Wildcats have enjoyed unparalleled success in the league's postseason tournament. In the 50 years the event has been held, Kentucky has captured 26 titles and has won 84 percent of its games in the tourney. Next in line among the schools in tournament titles is Alabama with six. Since the tournament was renewed in 1979, 10 different schools have captured the trophy. Only Vanderbilt and South Carolina have failed to win the event. Kentucky is the only team to win the event 15 times since 1979, including titles in seven of the eight years in the 1990s. During that decade, the Wildcats lost only one SEC Tournament game in 24 tries. The Wildcats will be defending their 2010 title in Atlanta this year.

SEC TOURNAMENT RECORD

Team	Yrs.	Won	Lost	Pct.	Titles
KENTUCKY	50	117	22	.842	27
Alabama	52	59	46	.562	6
Tennessee	51	60	47	.561	4
Arkansas	20	20	19	.513	1
LSU	52	43	51	.457	1
South Carolina	20	16	20	.444	0
Georgia	51	39	49	.443	2
Florida	46	35	43	.449	3
Vanderbilt	50	32	49	.395	1
Mississippi St.	51	27	48	.360	3
Auburn	49	27	48	.360	1
Ole Miss	49	24	48	.333	1

FORMER MEMBERS

Georgia Tech	19	14	18	.438	1
Tulane	16	12	16	.429	0
Sewanee	2	0	2	.000	0

UK vs. SEC TOURNAMENT FIELD

Team	All	1st Rd	Quarters	Semis	Finals
Alabama	13-2	1-0	4-1	5-0	3-1
Arkansas	7-1	0-0	0-1	5-0	2-0
Auburn	12-1	1-0	7-1	3-0	1-0
Florida	11-3	4-1	3-1	1-0	3-1
Georgia	8-1	0-0	4-1	1-0	3-0
LSU	14-2	0-0	3-1	8-0	3-1
Ole Miss	15-0	5-0	6-0	3-0	1-0
Mississippi State	8-2	1-0	3-1	1-0	3-1
South Carolina	3-2	0-0	1-1	1-1	1-0
Tennessee	11-4	0-0	2-0	5-1	4-3
Vanderbilt	4-3	1-0	3-2	0-0	0-1
Former members	11-1	2-0	2-1	3-0	4-0
Totals	117-22	15-1	38-11	36-2	28-8

KENTUCKY'S SEC TOURNAMENT HISTORY

1933	Atlanta	Ole Miss (1st)	49-31	W	1940	Knoxville	Vanderbilt (QF)	44-34	W
		Florida (QF)	48-24	W			Tennessee (SF) [2OT]	30-29	W
		LSU (SF)	51-38	W			Georgia (F)	51-43	W
		Mississippi State (F)	46-27	W			1941	Louisville	Ole Miss (1st)
1934	Atlanta	Florida (1st)	32-38	L	Tulane (QF)	59-30			W
		1936	Knoxville	Mississippi State (QF)	41-39	W			Alabama (SF)
Tennessee (SF)	28-39			L	Tennessee (F)	33-36	L		
1937	Knoxville	LSU (QF)	57-37	W	1942	Louisville	Florida (1st)	42-36	W
		Georgia Tech (SF)	40-30	W			Ole Miss (QF)	59-32	W
		Tennessee (F)	39-25	W			Auburn (SF)	40-31	W
Alabama (F)	36-34	W							
1938	Baton Rouge	Tulane (QF)	36-38	L	1943	Louisville	Tulane (1st)	48-31	W
		1939	Knoxville	Ole Miss (QF)			49-30	W	Georgia (QF)
LSU (SF)	53-34			W			Mississippi State (SF)	52-43	W
		Tennessee (F)	46-38	W					

		Tennessee (F)	30-33	L
1944	Louisville	Georgia (QF)	57-29	W
		LSU (SF)	55-28	W
		Tulane (F)	62-46	W
1945	Louisville	Florida (1st)	57-35	W
		LSU (QF)	68-37	W
		Alabama (SF)	52-41	W
1946	Louisville	Tennessee (F)	39-35	W
		Auburn (1st)	69-24	W
		Florida (QF)	69-32	W
1947	Louisville	Alabama (SF)	59-30	W
		LSU (F)	59-36	W
		Vanderbilt (1st)	98-29	W
1948	Louisville	Auburn (QF)	84-18	W
		Georgia Tech (SF)	75-53	W
		Tulane (F)	55-38	W
1949	Louisville	Florida (1st)	87-31	W
		LSU (QF)	63-47	W
		Tennessee (SF)	70-47	W
1950	Louisville	Georgia Tech (F)	54-43	W
		Florida (1st)	73-36	W
		Auburn (QF)	70-39	W
1951	Louisville	Tennessee (SF)	83-44	W
		Tulane (F)	68-52	W
		Mississippi State (QF)	56-46	W
1952	Louisville	Georgia (SF)	79-63	W
		Tennessee (F)	95-58	W
		Mississippi State (1st)	92-70	W
1953	Louisville	Auburn (QF)	84-54	W
		Georgia Tech (SF)	82-56	W
		Vanderbilt (F)	57-61	L
1954	Louisville	Georgia Tech (1st)	80-59	W
		Tulane (QF)	85-61	W
		Tennessee (SF)	81-66	W
1955	Louisville	LSU (F)	44-43	W
		Ole Miss (1st)	82-77	W
		Alabama (QF)	101-100	W
1956	Birmingham	LSU (SF)	80-67	W
		Tennessee (F) [OT]	69-75	L
		Auburn (QF)	69-61	W
1957	Birmingham	Ole Miss (SF)	70-67	W
		LSU (F)	78-80	L
		Vanderbilt (QF)	55-60	L
1958	Lexington	Auburn (QF)	89-66	W
		Ole Miss (SF)	62-58	W
		Alabama (F)	46-48	L
1959	Birmingham	Alabama (QF)	64-69	L
		Georgia (QF)	92-79	W
		Alabama (SF)	48-46	W
1960	Nashville	Auburn (F)	51-49	W
		Florida (QF)	55-58	L
		Ole Miss (QF)	95-69	W
1961	Lexington	LSU (SF)	61-58	W
		Alabama (F)	83-72	W
		Auburn (QF)	72-79	L
1962	Atlanta	Ole Miss (QF)	82-64	W
		LSU (SF)	86-80	W
		Georgia (F)	62-57	W
1963	Knoxville	Vanderbilt (QF)	63-77	L

1964	Birmingham	Vanderbilt (QF)	76-57	W
		LSU (SF)	80-74	W
		Alabama (F)	80-54	W
1965	Lexington	Tennessee (QF)	101-40	W
		Arkansas (SF)	92-81	W
		LSU (F)	82-65	W
1966	Memphis	Mississippi State (QF)	95-76	W
		Arkansas (SF)	90-78	W
		Florida (F)	73-60	W
1967	Atlanta	Auburn (QF)	93-81	W
		Florida (SF)	86-72	W
		Arkansas (F) [OT]	95-93	W
1968	New Orleans	Florida (QF)	100-76	W
		Arkansas (SF)	95-75	W
		Mississippi State (F)	73-84	L
1969	Memphis	Auburn (QF)	92-50	W
		Ole Miss (SF)	88-70	W
		Georgia (F)	95-68	W
1970	Atlanta	Alabama (QF)	82-71	W
		Arkansas (SF)	99-74	W
		South Carolina (F)	86-56	W
1971	Atlanta	Ole Miss (QF)	83-73	W
		Auburn (SF)	69-57	W
		Arkansas (F)	76-63	W
1972	Atlanta	Arkansas (QF)	72-86	L
		South Carolina (QF)	78-65	W
		Arkansas (SF)	87-78	W
1973	Nashville	Ole Miss (F)	77-55	W
		South Carolina (QF)	57-70	L
		Vanderbilt (QF)	81-63	W
1974	New Orleans	Auburn (SF)	78-58	W
		Mississippi State (F)	64-57	W
		Georgia (QF)	69-60	W
1975	Atlanta	South Carolina (SF)	78-63	W
		Florida (F)	89-73	W
		Tennessee (QF)	76-62	W
1976	Atlanta	LSU (SF) [OT]	79-78	W
		Florida (F)	53-70	L
		Ole Miss (1st)	71-57	W
1977	Nashville	Alabama (QF)	68-61	W
		South Carolina (SF)	61-65	L
		Alabama (1st)	79-67	W
1978	Atlanta	Mississippi St. (QF) [OT]	82-84	L
		Georgia (QF) [OT]	60-56	L
		Mississippi (1st)	71-58	W
1979	Tampa	LSU (QF)	58-67	L
		Alabama (QF)	73-67	W
		Tennessee (SF)	74-45	W
1980	Nashville	Mississippi State (F)	75-74 (ot) W	
		Ole Miss (QF)	75-66	W
		Alabama (SF)	72-58	W
1981	Atlanta	Florida (F)	70-54	W

*As part of sanctions imposed upon the UK basketball program in 1989, the NCAA ordered Kentucky to erase from the record three NCAA tournament games from the 1987-88 season.

The presidents of the Southeastern Conference institutions voted to strip Kentucky of the 1987-88 SEC regular season and SEC Tournament championships. Kentucky was not forced to forfeit any of those regular season or tournament games.

KENTUCKY IN THE NATIONAL RANKINGS

KENTUCKY WEEK-BY-WEEK IN THE ASSOCIATED PRESS POLLS

Year	PS	1	2	3	4	5	6	7	8	9	10	11	12	13	14	15	16	17	18	* Dates
1948-49	2	2	1	1	1	1	1	1	1											1/20-3/8
1949-50	2	2	5	4	6	7	5	5	4	3										1/5-3/7
1950-51	1	1	3	3	2	1	1	1	1	1	1	1	1							12/19-3/7
1951-52	1	2	1	4	3	3	3	3	1	1	1	1	1							12/11-3/4
1952-53	% - Not Applicable																			
1953-54	2	2	2	1	1	1	1	1	1	1	1	2	2	1	1	1				12/8-3/23
1954-55	2	2	1	1	1	1	1	1	1	1	2	2	2	2	2					12/7-3/8
1955-56	2	12	9	13	6	5	4	3	8	7	7	8	12	9						12/6-3/6
1956-57	3	7	3	3	3	4	5	4	3	3	3	3	3	3						12/11-3/12
1957-58	3	5	9	10	9	9	8	12	12	13	12	9	9							12/10-3/11
1958-59	2	2	1	1	2	1	1	1	1	1	3	1	1	2						12/9-3/9
1959-60	13	13	-	17	16	15	-	-	-	-	-	-	-	-						12/12-3/8
1960-61	20	-	19	-	-	-	-	-	-	-	-	-	-	-						12/13-3/7
1961-62	-	6	3	3	2	2	2	2	2	3	4	4	3							12/19-3/13
1962-63	3	9	-	9	5	6	-	-	-	-	-	-	-	-						12/4-3/12
1963-64	9	5	2	2	1	2	4	5	4	3	3	2	3	4						12/10-3/10
1964-65	11	9	8	-	-	-	-	-	-	-	-	-	-	-						12/8-3/9
1965-66	-	-	10	5	2	2	2	2	2	2	1	1	1	1						12/7-3/8
1966-67	3	3	4	-	-	-	-	-	-	-	-	-	-	-						12/6-3/7
1967-68	-	9	4	7	6	5	4	8	9	10	8	8	5	5	4	5				12/5-3/12
1968-69	3	3	4	4	4	3	7	5	5	5	4	4	6	6	7					12/3-3/4
1969-70	2	1	1	1	1	2	2	2	2	3	3	2	1	2	1					12/9-3/10
1970-71	3	5	3	7	8	11	10	11	8	8	12	10	8	8	8					12/8-3/16
1971-72	10	7	7	11	12	19	15	-	-	-	17	18	-	18						12/7-3/14
1972-73	13	8	-	-	-	-	-	-	-	-	-	-	-	-	119	17				12/5-3/13
1973-74	10	10	-	-	-	-	-	-	-	-	-	-	-	-	-	-	-	-		12/4-3/27
1974-75	16	15	-	20	17	9	7	10	11	5	5	4	7	4	6	6	5	2		12/3-4/2
1975-76	6	7	14	20	18	-	-	-	-	-	-	-	-	-	-	-	-	-		12/2-3/16
1976-77	6	4	3	7	6	3	2	6	6	3	3	2	2	2	6	3				11/30-3/15
1977-78	2	1	1	1	1u	1u	1u	1u	1u	1	1	3	2	1	1	1				11/29-3/13
1978-79	11	10	10	6	11	13	9	17	-	-	-	-	-	-	-	-	-	-		11/28-3/13
1979-80	2	5	5	3	2	2	4	6	5	3	6	5	3	2	4					12/4-3/4
1980-81	1	2	2	2	2	5	4	3	6	7	6	11	10	9	7	8				12/2-3/10
1981-82	3	2	2	2	2	4	3	6	9	12	10	7	15	15						12/1-3/9
1982-83	4	3	2	2	2	3	3	6	11	10	15	13	11	10	7	10	12			11/30-3/15
1983-84	2	1	2	2	2	2	2	2	3	3	3	6	4	3	3	3				11/29-3/13
1984-85	18	-	-	-	-	-	-	-	-	-	-	-	-	-	-	-	-	-		11/27-3/12
1985-86	11	10	9	9	13	13	12	11	11	11	8	12	11	8	5	3	3			11/26-3/11

Year	PS	1	2	3	4	5	6	7	8	9	10	11	12	13	14	15	16	17	18	* Dates
1986-87	11	13	19	18	18	11	9	-	-	-	-	-	-	-	-	-	-	-	-	12/2-3/10
1987-88	5	2	1	1	2	2	1	5	4	9	10	10	9	12	8	6	6	-	-	12/1-3/15
1988-89	Not Ranked																			
1989-90	Not Ranked																			
1990-91	-	-	25	18	18	18	16	11	9	8	10	10	16	12	13	10	9	-	-	11/27-3/13
1991-92	4	13	14	9	8	17	17	15	10	8	14	19	19	13	11	10	9	6	-	11/27-3/12
1992-93	5	5	5	3	3	3	3	2	1	4	4	2	2	2	2	5	4	2	-	11/25-3/16
1993-94	2	2	1	6	5	5	5	4	8	7	9	7	4	11	7	7	10	7	-	11/23-3/15
1994-95	4	4	3	7	6	5	4	8	7	5	5	6	5	4	6	5	3	2	-	11/22-3/14
1995-96	1	1	1	5	5	4	2	2	2	2	2	2	2	2	1	1	2	1	-	11/21-3/13
1996-97	3	8	8	6	3	3	3	3	3	3	3	3	4	3	3	3	6	5	-	11/19-3/11
1997-98	8	9	8	7	4	4	4	6	6	6	7	7	8	7	8	7	7	5	-	11/18-3/10
1998-99	4	4	4	8	5	3	3	7	6	6	7	6	5	8	6	13	14	8	-	11/15-3/8
1999-00	14	14	11	13	23	-	-	-	25	20	18	16	14	11	19	18	22	16	19	11/15-3/13
2000-01	12	20	22	-	-	-	-	-	-	-	-	-	-	-	22	13	15	15	9	11/13-3/12
2001-02	4	-	10	13	11	9	7	6	6	8	12	8	10	7	10	12	11	12	16	11/12-3/11
2002-03	17	17	15	18	12	18	14	20	18	16	8	7	6	3	2	2	2	2	1	11/18-3/17
2003-04	11	10	10	9	8	2	2	8	7	5	9	5	8	9	8	9	9	8	2	11/17-3/15
2004-05	9	9	8	8	10	9	8	8	8	9	8	7	6	5	3	5	3	4	7	11/15-3/14
2005-06	9	8	7	10	15	23	19	18	19	-	-	-	-	-	-	-	-	-	-	11/14-3/13
2006-07	22	22	20	-	-	-	-	-	-	-	25	-	-	-	20	-	-	-	-	11/13-3/12
2007-08	20	-	-	-	-	-	-	-	-	-	-	-	-	-	-	-	-	-	-	11/05-3/31
2008-09	-	-	-	-	-	-	-	-	-	-	24	-	-	-	-	-	-	-	-	11/17-3/16
2009-10	4	4	5	5	4	3	3	3	3	2	2	1	4	3	2	2	3	2	-	11/16-3/15
2010-11	11	12	8	10	17	17	13	11	10	13	12	14	10	18	22	22	20	15	11	11/15-3/14

Note: AP polls were ranked 1-20 until 1989-90, when they were changed to the Top 25. Release dates and the number of weekly rankings per season varied from year-to-year. *Dates do not include preseason rankings • PS - Preseason rankings (started in 1962), % - UK was suspended from play by the NCAA; u - Unanimous

UK FINISHES IN NATIONAL RANKINGS

AP TOP 10 FINISHES

1. Kentucky	39
2. North Carolina	33
3. Duke	31
4. UCLA	25
5. Kansas	23
6. Indiana	16
7. Louisville	13
8. Notre Dame	13
9. Syracuse	12
10. Michigan	11

AP NO. ONE FINISHES

1. Kentucky	8
UCLA	8
3. Duke	7
4. North Carolina	6
5. Indiana	6
6. Cincinnati	3
DePaul	2
Houston	2
Kansas	2
Michigan	2
UNLV	2
San Francisco	2

COACHES' TOP 10 FINISHES

1. Kentucky	36
2. North Carolina	34
3. Kansas	27
4. UCLA	24
5. Duke	24
6. Indiana	18
7. Louisville	14
8. Marquette	11
9. Michigan	10
Utah	10

COACHES' NO. ONE FINISHES

1. Kentucky	7
UCLA	7
3. North Carolina	5
Indiana	5
5. Duke	4
6. Connecticut	3

RUPP ARENA



CAPACITY: 23,000
(1976-PRESENT: WON 460, LOST 60)

Adolph Rupp is synonymous with winning. As coach of Kentucky, he was a pioneer in the Wildcats' fast-break offense while becoming the winningest coach the game had ever seen.

The site that now serves as a tribute to his outstanding coaching accomplishments – Rupp Arena – has become one of the most recognizable gymnasiums in the world while serving as home to college basketball's most storied program.

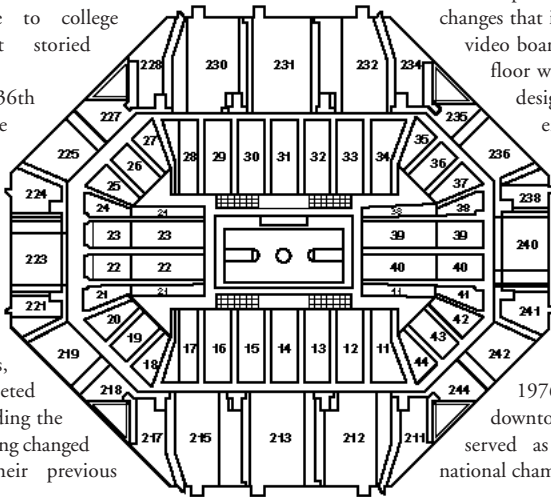
Now in its 36th season as the Kentucky Wildcats' home court, the facility has seen UK win 88 percent of its home games since it was opened in 1976.

In recent years, Rupp Arena completed renovations - including the lower arena seats being changed to blue from their previous

rainbow colors. In addition, new end-zone seating moved the student section closer to the floor in an intimidating, standing-room only arrangement. While the endowment seats along courtside continue to entice fans to financially support their Wildcats, a large portion of the media have been moved to a "press box" location between the lower and upper seating areas. And finally, nearly 40 seats were added to each corner, the first additions in seating in nearly two decades.

The improvements followed changes that included four new video boards, a new playing floor with a striking new design and enhancements to the concourses as well. It was all part of a \$15 million upgrade to what many consider the mecca of college basketball.

Since the fall of 1976, the arena in downtown Lexington has served as home to three national championship teams at



Kentucky. Four others have advanced to the Final Four. Ten seasons have witnessed the Cats go unbeaten at home.

It has played host to over 500 UK games, countless KHSAA Sweet 16s, a number of NBA exhibitions, 11 NCAA Tournaments, three SEC Tournaments and two Ohio Valley Conference Tournaments. With so many unforgettable moments, the old floor still maintained a value to hoop fans across the Bluegrass and beyond. Therefore, officials made pieces of the relic available for public sale, with proceeds going to the UK Basketball Museum, the Kentucky High School Athletic Association and to help offset the costs of the new playing floor. Thanks to an auction of additional sections, like coaching boxes and lettered end zones, the old floor generated more than \$250,000.

roads led to Lexington for the NCAA Final Four as Villanova shocked Georgetown in a memorable finale.

In 1986, Rupp played host to both the Southeastern Conference Tournament and the NCAA Women's Final Four. On numerous other occasions, the arena has served as one stop en route to the NCAA title game.

An awesome structure in sight and scope, the arena is divided into two seating areas. The lower level features 10,000 cushioned theater seats. The upper level has 13,000 seats on epoxy-coated metal bleachers. The latter can be visually isolated to provide more natural setting for small shows.

Built by the city of Lexington, the arena is the major portion of the \$53 million Lexington Center complex, which includes an expanded convention-exhibition hall, a 50-store tri-level enclosed

NOW IN ITS 36TH SEASON AS THE HOME COURT OF KENTUCKY BASKETBALL, THE FACILITY HAS SEEN UK WIN 88 PERCENT OF ITS HOME GAMES SINCE IT WAS OPENED IN 1976.

The new portable basketball court, adorned with the official interlocking UK logo at midcourt, was designed by both UK officials and the Lexington Center Corporation. Robbins, Inc., in Cincinnati constructed it in 2001 at a cost of \$125,000. When assembled, it lies 118 feet below the ceiling and is made of a high-grade northern maple. The floor can be removed and an ice rink can be constructed for ice shows or hockey games thanks to a \$2.5 million renovation during the summer of '96.

But the playing surface is just one aspect of the impressive home of the Cats. Situated in downtown Lexington, Rupp Arena has played host to several premier basketball events. In March of 1985, all

shopping mall and a Hyatt Regency Hotel.

The Wildcats command an exclusive locker room 365 days a year, while other amenities include six team-size dressing rooms and eight smaller units.

In January 2001, the arena unveiled four new video boards, each 12'6" by 20' in size and mounted in each corner. It allowed the Wildcats to utilize a new "lights out" introduction, featuring a video presentation and indoor fireworks.

RUPP ARENA RECORDS

TEAM

	Kentucky	Opponent
Points in a Game	127 vs. LSU (3-4-95)	116, UL Lafayette (12-23-89)
Points in a Half	68 (2nd) vs. Eastern Kentucky (12-8-93) 68 (2nd) vs. Tennessee State (12-30-02)	67, (2nd) UL Lafayette (12-23-89)
Margin of Victory	74 vs. Tennessee-Martin (11-26-94)	35, LSU (1-18-87)
Field Goals	49 vs. Kentucky State (12-15-01)	41, UL Lafayette (12-23-89)
Field Goals Attempted	103 vs. UL Lafayette (12-23-89)	89, UL Lafayette (12-23-89)
Field Goal Percentage	.722 vs. Mississippi State (2-15-86)	.650, Northwestern State (11-22-85)
3-Point Goals	20 vs. LSU (3-4-95)	18, Sam Houston State (11-19-09)
3-Point Goals Attempted	53 vs. UL Lafayette (12-23-89)	38, Sam Houston State (11-19-09)
3-Point Goal Percentage	.692 vs. Drexel (12-21-09)	.714, Austin Peay (11-29-86)
Free Throws	44 vs. Vanderbilt (1-19-80)	41, Arkansas (1-25-92)
Free Throws Attempted	56 vs. Mississippi State (2-28-77)	49, Arkansas (1-25-92)
Free Throw Percentage	1.000 vs. Austin Peay (12-19-09)	1.000, East Tennessee State (12-21-84) 1.000, Hartford (12-29-09)
Rebounds	62 vs. Bowling Green (12-17-76) 62 vs. Morehead State (12-16-95)	62, UL Lafayette (12-23-89)
Assists	33 vs. Kentucky State (12-15-01)	25, Georgia (2-24-85)
Turnovers	29 vs. Eastern Kentucky (12-5-00)	42, Tennessee-Martin (11-26-94)
Blocked Shots	17 vs. Morehead State (11-20-97)	19, Villanova (12-4-82)
Steals	23 vs. Mississippi State (2-3-91) 23 vs. Tennessee-Martin (11-26-94)	19, Villanova (12-4-82)
Personal Fouls	35 vs. Auburn (2-4-81)	36, LSU (1-25-82)

INDIVIDUAL

	Kentucky	Opponent
Points	40, Derrick Miller vs. Vanderbilt (2-7-90)	45, David Robinson, Navy (1-25-87)
Field Goals	15, Patrick Patterson vs. Tenn St. (12-22-08) 15, Derrick Miller vs. Vanderbilt (2-7-90)	17, Freeman Williams, Portland State (1-16-77)
Field Goals Attempted	28, Derrick Miller vs. Vanderbilt (2-7-90)	40, Freeman Williams, Portland St. (1-16-77)
3-Point Goals	9, Tony Delk vs. TCU (1-20-96)	11, Corey Almond, Sam Houston St. (11-19-09)
3-Point Goals Attempted	18, Derrick Miller vs. Tennessee Tech (12-6-89)	17, Chris Jackson, LSU (2-15-90) 17, Vincent Yarbrough, Tennessee (2-19-02)
Free Throws	18, Dwight Anderson vs. Miss.State (2-12-79)	16, Dan Cross, Florida (2-18-95)
Free Throws Attempted	23, Dwight Anderson vs. Miss. State (2-12-79)	18, Ronnie Williams, Florida (1-17-83)
Rebounds	20, Chris Mills vs. Miami (Ohio) (12-17-88) 20, Jared Prickett vs. Arkansas (2-9-94)	19, Bernard King, Tennessee (1-12-77)
Assists	16, John Wall vs. Hartford (12-29-09)	11, Spud Webb, N.C. State (1-5-85)
Blocked Shots	9, Sam Bowie vs. Vanderbilt (2-21-81) 9, Andre Riddick vs. LSU(3-14-93)	10, David Robinson, Navy (1-25-87)
Steals	8, Rajon Rondo vs. Mississippi State (2-19-05)	7, Michael Johnson, Alaska (12-28-87) 7, Arizona Reid, High Point (11-29-05)

MISCELLANEOUS

Win-Loss	460-60	(.885)
Most Combined Points	229	vs. UL Lafayette, (12-23-89)
Most Wins in a Season	18	1985-86, 2009-10
Most Losses in a Season	6	2008-09, 1988-89
Longest Winning Streak	33	1/29/92 - 2/9/94, 11/13/2010 to present
Longest Losing Streak	2	Feb. 11, 1989 to Feb. 22, 1989 Dec. 23, 1989 to Jan. 10, 1990 Jan. 10, 2006 to Jan. 14, 2006 Jan. 31, 2009 to Feb. 3, 2009 Feb. 28, 2009 to March 4, 2009
Number of 100-Point Games by Kentucky	52	
Largest Attendance	24,479	vs. Louisville (1-2-10)

KENTUCKY GAME ATTENDANCE

KENTUCKY'S ANNUAL HOME ATTENDANCE

Year	Site	Gms	Att.	Avg.
2010-11	Rupp	15	354,046	•23,603
2009-10	Rupp	18	••433,989	••24,110
2008-09	Rupp	19	422,547	•22,239
2007-08	Rupp	18	405,964	•22,554
2006-07	Rupp	16	374,737	•23,421
2005-06	Rupp	15	341,445	•22,763
2004-05	Rupp	15	337,796	•22,520
2003-04	Rupp	13	295,227	•22,710
2002-03	Rupp	13	289,526	•22,271
2001-02	Rupp	15	315,203	•21,014
2000-01	Rupp	12	261,435	•21,786
1999-00	Rupp	14	314,267	•22,448
1998-99	Rupp	13	303,771	•23,367
1997-98	Rupp	12	287,354	•23,946
1996-97	Rupp	13	309,457	•23,804
1995-96	Rupp	13	310,633	•23,895
1994-95	Rupp	13	309,477	23,806
1993-94	Rupp	14	326,474	23,320
1992-93	Rupp	16	382,869	23,929
1991-92	Rupp	17	403,847	23,755
1990-91	Rupp	13	312,329	24,025
1989-90	Rupp	15	346,869	23,125
1988-89	Rupp	14	306,524	21,895
1987-88	Rupp	17	393,725	23,160
1986-87	Rupp	15	345,718	23,048
1985-86	Rupp	••18	407,290	22,627
1984-85	Rupp	14	320,926	22,923
1983-84	Rupp	16	•380,453	•23,778
1982-83	Rupp	••15	356,766	•23,785

Year	Site	Gms	Att.	Avg.
1981-82	Rupp	16	•371,093	•23,193
1980-81	Rupp	15	•354,996	•23,666
1979-80	Rupp	15	•352,511	•23,501
1978-79	Rupp	15	•351,042	•23,338
1977-78	Rupp	16	373,403	•23,338
1976-77	Rupp	14	•312,527	•22,323
1975-76	Memorial	12	138,135	11,511
1974-75	Memorial	12	138,098	11,539
1973-74	Memorial	12	130,755	10,896
1972-73	Memorial	12	150,856	11,604
1971-72	Memorial	13	150,297	11,561
1970-71	Memorial	13	152,471	11,728
1969-70	Memorial	15	181,295	12,086
1968-69	Memorial	13	165,600	11,821
1967-68	Memorial	16	178,000	11,333
1966-67	Memorial	13	136,588	10,502
1965-66	Memorial	13	149,571	11,505
1964-65	Memorial	14	151,000	10,786
1963-64	Memorial	14	165,650	11,117
1962-63	Memorial	15	153,132	10,208
1961-62	Memorial	16	165,495	10,343
1960-61	Memorial	14	129,978	9,284
1959-60	Memorial	13	138,995	10,692
1958-59	Memorial	15	177,824	11,855
1957-58	Memorial	13	124,461	9,574
1956-57	Memorial	14	129,733	9,266
1955-56	Memorial	13	126,104	9,700

• Nation's season high

•• Includes 3 SEC Tournament games

••• Rupp Arena Record

LARGEST RUPP ARENA CROWDS (UK GAMES)

No.	Att.	Date	Opponent	Score	W/L
1.	24,479	Jan. 2, 2010	Louisville	71-62	W
2.	24,468	Dec. 5, 2009	North Carolina	68-66	W
3.	24,465	Feb. 10, 2007	Florida	61-64	L
4.	24,459	Feb. 4, 2003	Florida	70-55	W
5.	24,432	Dec. 17, 2005	Louisville	73-61	W
6.	24,411	Feb. 28, 2009	LSU	70-73	L
7.	24,402	Feb. 13, 2010	Tennessee	73-62	W
8.	24,394	Feb. 21, 2009	Tennessee	77-58	W
9.	24,386	Jan. 5, 2008	Louisville	75-89	L
10.	24,371	Feb. 23, 2008	Arkansas	63-58	W
11.	24,367	Jan. 9, 2005	Kansas	59-65	L
12.	24,356	Jan. 23, 2010	Arkansas	101-70	W
13.	24,355	Feb. 10, 2009	Florida	68-65	W
	24,355	Feb. 25, 2010	South Carolina	82-61	W
15.	24,354	Dec. 21, 2009	Drexel	88-44	W
	24,354	March 7, 2010	Florida	74-66	W

HIGH SCHOOL GAMES

No.	Att.	Date	Game(s)
1.	24,041	Mar. 27, 1987	LaRue Co. vs. Clay Co. Madison Central vs. Oldham Co.
2.	23,965	Mar. 12, 1999	Scott Co. vs. Madison Central Fleming Co. vs. Paducah Tilghman
3.	23,275	Mar. 16, 1991	Lou. Fairdale vs. Lex. Bates Creek
4.	22,344	Mar. 17, 2000	Iroquois vs. Scott Co. Lexington Catholic vs. Male
5.	22,175	Mar. 20, 1993	Marion Co. vs. Paul Dunbar
6.	22,001	Mar. 20, 2004	Mason Co. vs. Warren Central
7.	21,048	Mar. 19, 2009	Elliott Co. vs. Anderson Co. Shelby Valley vs. Mason Co.
8.	20,904	Mar. 26, 1982	Laurel Co. vs. Oldham Co. Virgie vs. Mason Co.
9.	20,764	Mar. 21, 1981	Simon Kenton vs. Mason Co.
10.	20,707	Mar. 20, 2009	Elliott Co. vs. Shelby Valley Holmes vs. Lexington Catholic

LARGEST CROWDS AT ANY UK GAME

No.	Att.	Arena	Date	Game/Score
1.	78,129	Ford Field, Detroit	Dec. 13, 2003	UK 79, Michigan State 74
2.	75,421	Reliant Stadium, Houston	April 2, 2011	UConn 56, UK 55
2.	64,151	Superdome, New Orleans	April 3, 1993	Michigan 81, UK 78 (OT)
3.	47,028	RCA Dome, Indianapolis	Mar. 29, 1997	UK 78, Minnesota 69
	47,028	RCA Dome, Indianapolis	Mar. 31, 1997	Arizona 84, UK 79*
5.	45,217	RCA Dome, Indianapolis	Dec. 3, 1988	Notre Dame 81, UK 65
6.	43,601	RCA Dome, Indianapolis	Dec. 5, 1987	UK 82, Indiana 76
7.	42,519	Edward Jones Dome, St. Louis	Mar. 21, 1999	Michigan St. 73, UK 66
8.	42,440	Edward Jones Dome, St. Louis	Mar. 19, 1999	UK 58, Miami (OH) 43
9.	41,071	RCA Dome, Indianapolis	Dec. 2, 1995	UK 89, Indiana 82
10.	40,589	Tropicana Field, St. Petersburg	Mar. 20, 1998	UK 94, UCLA 68
	40,589	Tropicana Field, St. Petersburg	Mar. 22, 1998	UK 86, Duke 84
12.	40,509	Alamodome, San Antonio	Mar. 28, 1998	UK 86, Stanford 85 (OT)
	40,509	Alamodome, San Antonio	Mar. 30, 1998	UK 78, Utah 69
14.	40,331	RCA Dome, Indianapolis	Mar. 19, 2005	UK 69, Cincinnati 60
15.	40,128	RCA Dome, Indianapolis	Dec. 2, 1989	Indiana 71, UK 69

COLLEGE TOURNAMENTS AT RUPP ARENA

NCAA TOURNAMENTS

- 1977:** **Midwest Region**
 Michigan 86, Detroit 81 (semi)
 Charlotte 81, Syracuse 59 (semi)
 Charlotte 75, Michigan 68 (final)
- 1980:** **Midwest Region**
 Duke 55, Kentucky 54 (semi)
 Purdue 76, Indiana 69 (semi)
 Purdue 68, Duke 60 (final)
- 1984:** **Midwest Region**
 Kentucky 72, Louisville 67 (semi)
 Illinois 72, Maryland 70 (semi)
 Kentucky 54, Illinois 51 (final)
- 1985:** **NCAA Final Four**
 Georgetown 77, St. John's 59 (semi)
 Villanova 52, Memphis 45 (semi)
 Villanova 66, Georgetown 64 (final)
- 1989:** **Southeast Region**
 Virginia 86, Oklahoma 80 (semi)
 Michigan 92, North Carolina 87 (semi)
 Michigan 102, Virginia 65 (final)
- 1992:** **Southeast Region**
 Ohio State 80, North Carolina 73 (semi)
 Michigan 75, Oklahoma St. 72 (semi)
 Michigan 75, Ohio State 71 (OT) (final)
- 1994:** **Southeast Region**
 Purdue 98, Central Florida 67 (1st Rd)
 Alabama 76, Providence 70 (1st Rd)
 WF 68, Col. Of Charleston 58 (1st Rd)
 Kansas 102, Chattanooga 73 (1st Rd)
 Purdue 83, Alabama 73 (2nd Rd)
 Kansas 69, Wake Forest 58 (2nd Rd)
- 1996:** **Southeast Region**
 Mississippi St. 60, UConn 55 (semi)
 Cincinnati 87, Georgia Tech 70 (semi)
 Mississippi St. 73, Cincinnati 63 (final)
- 1998:** **South Region**
 Duke 99, Radford 63 (1st Rd)
 Oklahoma St. 74, GW 59 (1st Rd)
 Syracuse 63, Iona 61 (1st Rd)
 New Mexico 79, Butler 62 (1st Rd)
 Duke 79, Oklahoma St. 73 (2nd Rd)
 Syracuse 56, New Mexico 62 (2nd Rd)
- 2002:** **South Region**
 Indiana 73, Duke, 72 (semi)
 Kent State 78, Pittsburgh 73 (semi)
 Indiana 81, Kent State 69 (final)
- 2007:** **South Region**
 Louisville 78, Stanford 58 (1st Rd)

- Texas A&M 68, Penn 52 (1st Rd)
 Ohio State 78, C. Conn. St. 57 (1st Rd)
 Xavier 79, BYU 77 (1st Rd)
 Ohio State 78, Xavier 71 [OT] (2nd Rd)
 Texas A&M 72, Louisville 69 (2nd Rd)

OHIO VALLEY CONFERENCE TOURNAMENTS

- 1992:** Tenn. Tech 89, Austin Peay 68 (1st Rd)
 Eastern Ky. 88, Tenn. State 67 (1st Rd)
 Morehead St. 81, MTSU 80 (1st Rd)
 Eastern Ky. 72, Tenn. Tech 67 (semi)
 Murray St. 109, Morehead St. 77 (semi)
 Murray St. 81, Eastern Ky. 60 (final)
- 1993:** Tenn. Tech 97, Morehead 89 (1st Rd)
 Murray St. 82, Austin Peay 66 (1st Rd)
 Tenn. State 77, Tenn. Tech 70 (semi)
 Murray St. 74, Eastern Ky. 73 (semi)
 Tenn. State 82, Murray State 68 (final)

SEC TOURNAMENTS

- 1982:** Vanderbilt 47, Florida 46 (2OT) (1st Rd)
 Auburn 38, Mississippi 36 (OT) (1st Rd)
 Alabama 85, Georgia 74 (2nd Rd)
 Ole Miss 59, LSU 52 (2nd Rd)
 Tennessee 57, Vanderbilt 54 (2nd Rd)
 Kentucky 89, Auburn 66 (2nd Rd)
 Alabama 56, Tennessee 50 (semi)
 Kentucky 62, Ole Miss 58 (semi)
 Alabama 48, Kentucky 46 (final)
- 1986:** Miss. State 62, Vanderbilt 54 (1st Rd)
 Ole Miss 73, Tennessee 56 (1st Rd)
 Alabama 79, Georgia 59 (2nd Rd)
 LSU 72, Florida 66 (2nd Rd)
 Miss. State 65, Auburn 63 (2nd Rd)
 Kentucky 95, Ole Miss 69 (2nd Rd)
 Alabama 77, Mississippi State 65 (semi)
 Kentucky 61, LSU 58 (semi)
 Kentucky 83, Alabama 72 (final)
- 1993:** Alabama 87, S. Carolina 79 (1st Rd)
 Georgia 87, Miss. State 56 (1st Rd)
 Ole Miss 67, Florida 62 (1st Rd)
 Tennessee 78, Auburn 76 (1st Rd)
 Vanderbilt 76, Alabama 59 (2nd Rd)
 Arkansas 65, Georgia 60 (2nd Rd)
 LSU 89, Ole Miss 70 (2nd Rd)
 Kentucky 101, Tennessee 40 (2nd Rd)
 LSU 72, Vanderbilt 62 (semi)
 Kentucky 92, Arkansas 81 (semi)
 Kentucky 82, LSU 65 (final)

YEAR-BY-YEAR

Year	W-L	Pct.
1976-77	12-2	.857
1977-78	16-0	1.000
1978-79	11-4	.733
1979-80	12-3	.800
1980-81	15-0	1.000
1981-82	15-1	.938
1982-83	14-1	.933
1983-84	16-0	1.000
1984-85	11-3	.786
1985-86	18-0	1.000
1986-87	13-2	.867
1987-88	14-2	.875
1988-89	8-6	.571
1989-90	13-2	.867
1990-91	13-0	1.000
1991-92	15-2	.882
1992-93	16-0	1.000
1993-94	13-1	.929
1994-95	12-1	.923
1995-96	13-0	1.000
1996-97	12-1	.923
1997-98	9-3	.750
1998-99	12-1	.923
1999-00	14-0	1.000
2000-01	11-1	.917
2001-02	12-3	.800
2002-03	12-1	.923
2003-04	11-2	.846
2004-05	14-1	.933
2005-06	10-5	.667
2006-07	14-2	.875
2007-08	14-4	.778
2008-09	12-6	.667
2009-10	18-0	1.000
2010-11	15-0	1.000
Totals	460-60	.885



Indiana upset Duke in the 2002 South Regional in Lexington.



KENTUCKY AT HOME THROUGH THE YEARS

Home Arena	Seasons	W-L	Pct.
Pre-Alumni Gym (1903 through 1924)	22	91-46	.664
Alumni Gym (1924-25 through 1949-50)	26	247-24	.911
Memorial Coliseum (1950-51 through 1975-76, 2009)	*26	307-38	.890
Rupp Arena (1976-77 through Present)	35	460-60	.885
Totals	109	1,105-168	.868

*UK hosted UNLV in the opening round of the 2009 NIT

ALUMNI GYM

ALUMNI GYM - Won 247, Lost 24

Alumni Gym is actually “the first house that Rupp built.” A house filled with tradition. A house where Kentucky basketball began.

Memorial Coliseum is often referred to as “the house that Rupp built.” The Wildcats’ current home, Rupp Arena, was dedicated to the legendary coach in 1976. But the rich Kentucky basketball tradition began 26 years before the ink was even dry on the Memorial Coliseum plans.

In 1923, the Athletics Council members argued to the Board of Trustees that the old gym in Barker Hall’s Buell Armory was unsafe for even the small number of people it could accommodate. Large crowds that had to be turned away and the probability that the popular state high school tournament would be moved away were two major factors that convinced the Board members that a new gym was in order.

Soon, the 2,800-seat structure was approved and the Alumni Association began efforts to raise the \$100,000 needed for the Wildcats new home — a home critics labeled as a “white elephant.”

Alumni Gym, which was complete for the 1924-25 season, holds claim to the birth of Wildcat basketball mania. The building served as the home floor for Wildcat squads until 1950. During that time, Kentucky lost only 24 of its 271 games, while laying the groundwork to become the winningest college basketball team in the nation.

When Rupp took the reins of the program in 1930, his squads established a home record of 201 victories against just eight losses in 19 seasons. He led the Cats to 84 consecutive wins in the confines of Alumni including 64 consecutive victories in the Southeastern Conference.

During the last 17 seasons in the gym, the Wildcats won 12 conference tournament crowns and three Sugar Bowl championships. Through 26 seasons at the corner of the Avenue of Champions and South Limestone, Kentucky suffered only one losing season, while having 12 campaigns with three or fewer losses.

Kentucky basketball became a dynasty in 1948 after winning the SEC and NCAA championships and the coveted Olympic gold in London, England. Led by All-Americans Alex Groza, Ralph Beard and Wallace “Wah Wah” Jones, with Rupp coaching from the sidelines, the United States squad soundly defeated France 65-21 in the



YEAR-BY-YEAR AT ALUMNI GYM

Year	Won	Lost	Pct.
1924-25	8	2	.800
1925-26	9	1	.900
1926-27	2	8	.250
1927-28	6	2	.750
1928-29	7	2	.778
1929-30	12	1	.923
1930-31	9	0	1.000
1931-32	10	1	.909
1932-33	10	1	.909
1933-34	10	0	1.000
1934-35	13	0	1.000
1935-36	11	1	.917
1936-37	9	1	.900
1937-38	9	0	1.000
1938-39	9	1	.900
1939-40	8	1	.889
1940-41	9	1	.900
1941-42	10	0	1.000
1942-43	8	1	.889
1943-44	8	0	1.000
1944-45	10	0	1.000
1945-46	12	0	1.000
1946-47	17	0	1.000
1947-48	11	0	1.000
1948-49	10	0	1.000
1949-50	10	0	1.000
Totals	247	24	.911

gold medal game to become the 1948 World Champions.

In 1950, Kentucky’s reign in Alumni Gym came to an end following the completion of the new Memorial Coliseum.

MEMORIAL COLISEUM

For 26 years, the pulsating cries of “Rip ‘em Up, Tear ‘em Up, Give ‘em Hell Wildcats” rang through one of the grandest and most historic of all basketball palaces — UK’s Memorial Coliseum.

In 1941, when Dr. H.L. Donovan became president of the University, one of his first recommendations was for a building “that will properly take care of our athletics, our health service, physical education and recreation.” From this beginning came the plan that culminated in the construction of 11,500-seat Memorial Coliseum, a then-unparalleled edifice costing \$3,925,000 by the time it was completed in 1950.

The Wildcats got off to a fine start in the Coliseum, winning every game played in the building for the first three seasons. When Georgia Tech upset Kentucky 59-58 on Jan. 8, 1955, it marked the first time the Wildcats had lost on their home court since the days of Alumni Gym, dating back more than 12 years to Jan. 2, 1943.

The loss ended a streak of 129 consecutive wins at home for Kentucky, an NCAA record that still stands today. In 26 years, Kentucky came away a loser only 38 times in 344 games.

From the early 1960s on, the sale of UK basketball season tickets was closed to the public with season ticket holders taking all the allotment other than student seating.

The huge building, which serves as a memorial to the nearly 10,000 Kentuckians who lost their lives in World War II and the Korean War, covers an entire city block and contains as much space as a seven-story office building. Situated along the Avenue of Champions, the Coliseum still houses UK Athletics Association offices and is the home to Kentucky women’s basketball, gymnastics and volleyball. The arena’s current capacity is 8,500.

History was rewritten on March 17, 2009 when the Wildcats hosted UNLV in the first round of the NIT. Due to a scheduling conflict with Rupp Arena, Kentucky played its first game in Memorial Coliseum in over 30 years. In front of a capacity crowd, the Wildcats “rechristened” the venerable gym with a 70-60 win over the Running Rebels.



YEAR-BY-YEAR AT MEMORIAL COLISEUM

Year	Won	Lost	Pct.
1950-51	14	0	1.000
1951-52	12	0	1.000
1952-53#	-	-	-
1953-54	14	0	1.000
1954-55	13	1	.929
1955-56	11	2	.909
1956-57*	14	2	.875
1957-58*	14	1	.933
1958-59	14	0	1.000
1959-60	10	3	.769
1960-61	12	2	.857
1961-62	14	2	.875
1962-63	10	5	.667
1963-64	13	1	.929
1964-65	12	2	.857
1965-66	13	0	1.000
1966-67	8	7	.533
1967-68*	14	1	.933
1968-69	12	1	.923
1969-70	15	0	1.000
1970-71	12	1	.923
1971-72	12	1	.923
1972-73	11	2	.846
1973-74	9	3	.750
1974-75	12	0	1.000
1975-76	11	1	.917
2008-09!	1	0	1.000
Totals	307	38	.890

#-UK was suspended from play by the NCAA
 *-Record includes two NCAA Tournament games
 !-NIT game vs. UNLV

FREEDOM HALL - LOUISVILLE

A HOME-AWAY-FROM-HOME

(Won 122, Lost 33, .787)

The University of Kentucky has built an impressive record playing in Louisville. Besides winning 26 of their last 31 there, the Wildcats have won an NCAA championship

(1958), nine Southeastern Conference Tournament titles, and have defeated some of the best teams from around the country before Wildcats fans in Louisville.

Kentucky began playing in Louisville in 1908, when the Cats lost to Louisville, 30-18. UK defeated the University of Louisville, 26-13 in 1914, lost to the Cards 26-15 the following year, and then defeated them 32-24 in 1916. Two years later, UK lost to Centre, 22-12, in the state championship game played in Louisville. The Cats defeated the Cards there in 1922 and then did not play again in the Derby City until the 1936-37 season, when they dropped a 41-28 decision to Notre Dame.

Most of those early games were played in the Armory downtown before Freedom Hall was opened (1957). The Cats christened the new facility by capturing the 1958 NCAA title with victories over Temple and Seattle. The spacious arena has played host to Kentucky teams every year since. Kentucky's record at Freedom Hall now stands at 57-17.

The Wildcats' overall record in Louisville is 122-33: 74-26 in regular-season play, 43-3 in SEC Tournament play and 5-3 in postseason competition.

Kentucky's most impressive string of victories in Louisville came when the Cats won 32 straight games between 1946 and 1951. Only 12 of the 32 teams Kentucky has faced in Louisville have been able to knock off the Cats. The longest running series has been with Notre Dame, with the Wildcats holding a 24-9 advantage over the Fighting Irish.

Kentucky established a then-Freedom Hall attendance record in 1993 as 20,060 fans jammed the arena to watch the Cats down the Indiana Hoosiers, 81-78. Seven years earlier, 20,053 fans looked on as the Cats faced SEC-rival Georgia, Dec. 30, 1986. UK fans continued a Wildcat tradition as more than 19,000 arrived the night before for a brief Kentucky shooting practice and to catch a glimpse of super-frosh Rex Chapman in December 1986. Three days earlier, the Wildcats had handed Louisville its worst defeat ever at Freedom Hall, 85-51.

UK VS. OPPONENTS IN LOUISVILLE

School	Won	Lost
Alabama	5	0
Appalachian State	1	0
Auburn	5	0
Austin Peay	2	0
Centre	0	1
Chattanooga	1	0
DePaul	4	0
Florida	5	0
Florida St.	1	0
Georgia	5	1
Georgia Tech	6	0
Great Lakes	0	2
Illinois	1	0
Indiana	9	4
Iona	1	0
Kansas	3	0
LSU	5	0
Louisville	10	7
Louisville Coliseum	0	1
Marshall	1	0
Mississippi	3	0
Mississippi State	3	0
Morehead	2	0
North Carolina	1	2
UNC Asheville	1	0
Notre Dame	24	9
Ohio State	0	1
Purdue	1	0
Seattle	1	0
St. Andrew's	0	1
Temple	5	0
Tennessee	5	2
Tulane	8	0
UAB	0	1
Vanderbilt	1	1
VMI	1	0
Western Kentucky	1	0
Total	121	33

KENTUCKY RESULTS IN LOUISVILLE

Year	Opponent	Score	W-L
1907-08	Louisville Coliseum	18-30	L
1913-14	Louisville	26-13	W
1914-15	St. Andrew's	25-50	L
	Louisville	15-26	L
1915-16	Louisville	32-24	W
1917-18	Centre	12-24	L
1921-22	Louisville	38-14	W
1936-37	Notre Dame	28-41	L
1938-39	Notre Dame	37-42	L
1940-41	Notre Dame	47-48	L
	Ole Miss [SEC]	62-52	W
	Tulane [SEC]	59-30	W
	Alabama [SEC]	39-37	W
	Tennessee [SEC]	33-36	L
1941-42	Florida [SEC]	42-36	W
	Ole Miss [SEC]	59-32	W
	Auburn [SEC]	40-31	W
	Alabama [SEC]	36-34	W
	Great Lakes	47-58	L
1942-43	Indiana	52-58	L
	Notre Dame	60-55	W
1942-43	Tulane [SEC]	48-31	W
	Georgia [SEC]	59-30	W
	Miss. State [SEC]	52-43	W
	Tennessee [SEC]	30-33	L
	Great Lakes	39-53	L
1943-44	Indiana	61-41	W
	Notre Dame	55-54	W
	Georgia [SEC]	57-29	W
	LSU [SEC]	55-28	W
	Tulane [SEC]	62-46	W
1944-45	Indiana	61-43	W
	Notre Dame (OT)	58-59	L
	Florida [SEC]	57-35	W
	LSU [SEC]	68-37	W
	Alabama [SEC]	52-41	W
	Tennessee [SEC]	39-35	W
1945-46	Notre Dame	47-56	L
	Auburn [SEC]	69-24	W
	Florida [SEC]	69-32	W
	Alabama [SEC]	59-30	W
	LSU [SEC]	59-36	W
	Temple	54-43	W
1946-47	DePaul	65-45	W
	Notre Dame	60-30	W
	Vanderbilt [SEC]	98-29	W
	Auburn [SEC]	84-18	W
	Georgia Tech [SEC]	75-53	W
	Tulane [SEC]	55-38	W
1946-47	Temple	68-29	W
1947-48	DePaul	74-50	W

	Temple	58-38	W
	Florida [SEC]	87-31	W
	LSU [SEC]	63-47	W
	Tennessee [SEC]	70-47	W
	Georgia Tech [SEC]	54-43	W
1948-49	DePaul	67-36	W
	Tulane	51-47	W
	Notre Dame	62-38	W
	Florida [SEC]	73-36	W
	Auburn [SEC]	70-39	W
	Tennessee [SEC]	83-44	W
	Tulane [SEC]	68-52	W
1949-50	DePaul	49-47	W
	Miss. State [SEC]	56-46	W
	Georgia [SEC]	79-63	W
	Tennessee [SEC]	95-58	W
1950-51	Miss. State [SEC]	92-70	W
	Auburn [SEC]	84-54	W
	Georgia Tech [SEC]	82-56	W
	Vanderbilt [SEC]	57-61	L
1951-52	Georgia	95-55	W
	Georgia Tech [SEC]	80-59	W
	Tulane [SEC]	85-61	W
	Tennessee [SEC]	81-66	W
	LSU [SEC]	44-43	W
1953-54	Georgia Tech	99-48	W
1955-56	Georgia	143-66	W

FREEDOM HALL ERA

Year	Opponent	Score	W-L
1957-58	Temple [NCAA]	61-60	W
	Seattle [NCAA]	84-72	W
1958-59	Illinois	76-75	W
1959-60	Temple	97-92	W
1960-61	Notre Dame	68-62	W
	Morehead [NCAA]	71-64	W
	Ohio State [NCAA]	74-87	L
1961-62	Notre Dame	100-53	W
1962-63	Notre Dame	78-70	W
1963-64	Notre Dame	101-81	W
1964-65	Notre Dame	97-111	L
1965-66	Notre Dame	103-69	W
1966-67	Notre Dame	96-85	W
1967-68	Notre Dame	81-73	W
1968-69	Notre Dame	110-90	W
1969-70	Notre Dame	102-100	W
1970-71	Notre Dame	92-99	L
1971-72	Indiana (2OT)	89-90	L
	Notre Dame	83-67	W
1972-73	North Carolina	70-78	L
	Notre Dame	65-63	W
1973-74	Indiana	68-77	L
	Notre Dame	79-94	L

1974-75	North Carolina	90-78	W	1993-94	Ole Miss	98-64	W
	Kansas	100-63	W	1994-95	Indiana	73-70	W
	Notre Dame	113-96	W		Louisville	86-88	L
1975-76	Indiana	(OT) 68-77	L	1995-96	Marshall	118-99	W
	Notre Dame	79-77	W	1996-97	Indiana	99-65	W
1976-77	Notre Dame	102-78	W		Louisville	74-54	W
	Florida State	97-57	W	1997-98	Alabama	70-67	W
1977-78	Notre Dame	73-68	W	1998-99	Indiana	(OT) 70-61	W
1978-79	Notre Dame	81-76	W		Louisville	74-83	L
1979-80	Notre Dame	86-80	W	1999-00	Georgia Tech	80-71	W
1980-81	Notre Dame	61-67	L	2000-01	Indiana	88-74	W
1981-82	Notre Dame	(OT) 34-28	W		Louisville	64-62	W
1982-83	Kansas	83-62	W	2001-02	Tulane	101-67	W
1983-84	Purdue	86-67	W	2002-03	Indiana	70-64	W
1984-85	Louisville	64-71	L		Louisville	63-81	L
	Kansas	92-89	W	2003-04	Austin Peay	61-53	W
1985-86	VMI	93-55	W	2004-05	Indiana	73-58	W
1986-87	Louisville	85-51	W		Louisville	60-58	W
	Georgia	65-69	L	2005-06	Iona	73-67	W
1987-88	Notre Dame	78-69	W	2006-07	Chattanooga	79-63	W
1988-89	Austin Peay	85-77	W		Louisville	61-49	W
	Louisville	75-97	L	2007-08	UAB	76-79	L
1989-90	North Carolina	110-121	L	2008-09	Appalachian State	93-69	W
1990-91	Western Kentucky	84-70	W		Louisville	71-74	L
	Louisville	93-85	W	2009-10	UNC Asheville	94-57	W
1991-92	Morehead State	101-84	W	2010-11	Notre Dame	72-58	W
1992-93	Louisville	88-68	W				
	Indiana	81-78	W				

Freedom Hall record: 59-18 • UK's record in Louisville: 122-33

UK ATHLETICS HALL OF FAME

UK's Athletic Hall of Fame, organized in 2005, recognizes and honors persons whose participation and contributions enriched and strengthened the university athletic program. Athletes are required to wait five years after completing their Wildcat playing career before being eligible for the honor. The charter class was comprised of those individuals who had previously had their jersey retired at Rupp Arena, Commonwealth Stadium, Memorial Coliseum and Cliff Hagan Stadium.



UK ATHLETICS HALL OF FAME MEMBERS

Member (Sport, Years)

- | | | |
|--|--|--|
| Jeff Abbott (BB1991-94) | Jim Green (Track 1968-71) | C.M. Newton (MBB 1949-51; AD 1989-2000) |
| George Adams (FB 1981-84) | Kevin Grevey (MBB 1973-75) | Rick Norton (FB 1963-65) |
| Ermal Allen (FB 1939-41) | Alex Groza (MBB 1945, '47-49) | Rick Nuzum (FB 1972-74) |
| Sam Ball (FB 1963-65) | Wilbur Hackett (FB 1967-70) | Johnny Owens (MGolf 1947-50) |
| Cliff Barker (MBB 1947-49) | Cliff Hagan (MBB 1951-52, '54) | Vito "Babe" Parilli (FB 1949-51) |
| Ralph Beard (MBB 1946-49) | Joe B. Hall (MBB Coach 1973-85) | John Pihlprey (MBB 1989-92) |
| Calvin Bird (FB 1958-60) | Tim Harden (Track 1993-96) | Rick Pitino (MBB Coach 1990-97) |
| Jerry Bird (MBB 1954-56) | Jenny Hansen (Gymnastics 1993-96) | Mike Pratt (MBB 1968-70) |
| Rodger Bird (FB 1963-65) | Vernon Hatton (MBB 1956-58) | Tayshaun Prince (MBB 1999-02) |
| George Blanda (FB 1945-48) | Basil Hayden (MBB 1920-22) | Derrick Ramsey (FB 1975-77) |
| Marsha Bond (VB 1980-83) | Mark Higgs (FB 1984-87) | Frank Ramsey (MBB 1951-52, '54) |
| Sam Bowie (MBB 1980-81, '84) | Jim Host (Contributor/BB 1957-59) | Bill Ramsdell (FB 1983-86) |
| Gay Brewer (MGolf 1952-54) | Tom Hutchinson (FB 1960-62) | Jay Rhodemyre (FB 1942, '46-47) |
| Pam Brauning (WB 1974-78) | Dan Issel (MBB 1968-70) | Russell Rice (SID 1967-87) |
| Al Bruno (FB 1948-50) | Ilka Janttin (MSOC 1998-01) | Pat Riley (MBB 1965-67) |
| Paul "Bear" Bryant
(FB Coach 1946-53) | Clyde Johnson (FB 1940-42) | Rick Robey (MBB 1975-78) |
| Warren Bryant (FB 1974-76) | Ellis Johnson
(MBB, FB, Baseball, Track 1930-33) | Dave Roller (FB 1968-70) |
| Bob Burrow (MBB 1955-56) | Nancy Napolski Johnson (RIF 1993-96) | Kenny Rollins (MBB 1943, '47-48) |
| Burgess Carey (MBB 1925-26) | Wah Wah Jones
(MBB 1946-49, FB 1945-48) | Gayle Rose (MBB 1952, '54-55) |
| Mike Casey (MBB 1968-69, 71) | Cedric Kaufmann (MTEN 1995-98) | Layton "Mickey" Rouse (MBB 1938-40) |
| Jerry Claiborne (FB Coach 1982-89) | Bill Keightley
(Equipment Mgr. 1962-2008) | Adolph Rupp (MBB Coach 1931-72) |
| Blanton Collier (FB Coach 1954-61) | John "Shipwreck" Kelly (FB 1929-31) | Forest "Aggie" Sale (MBB 1931-33) |
| Sonny Collins (FB 1972-75) | Ralph Kercheval (FB 1931-33) | Howard Schnellenberger (FB 1952-55) |
| Larry Conley (MBB 1964-66) | Ralph Kestner (FB 1963-65) | Larry Seiple (FB 1964-66) |
| Ray Correll (FB 1951-53) | Rachel Komisarz (SW 1996-99) | Washington "Wash" Serini
(FB 1944-47) |
| Tim Couch (FB 1996-98) | Jim Kovach (FB 1974-76, '78) | Bernie Shively
(AD '38-67, FB Coach 1945) |
| Johnny Cox (MBB 1957-59) | Harry Lancaster (Director of Athletics,
1968-75; Baseball Head Coach 1947,
1951-65; Assistant Men's Basketball
Coach 1946-70) | Adrian Smith (MBB, 1956-58) |
| Louie Dampier (MBB 1965-67) | Cawood Ledford
(Broadcaster 1953-92) | Carey Spicer (MBB 1929-31) |
| Bob Davis (FB 1935-37) | Bill Lickert (MBB 1959-61) | Bill Spivey (MBB 1950-51) |
| Dermontti Dawson (FB 1984-87) | Dicky Lyons (FB 1966-68) | Art Still (FB 1974-77) |
| Kathy DeBoer (VB 1984-02) | Kyle Macy (MBB 1978-80) | Valerie Still (WBB 1980-83) |
| Tony Delk (MBB 1993-96) | Keith Madison (BB Coach 1979-2003) | Claude Sullivan (Sportscaster 1948-67) |
| John "Frenchy" DeMoisey
(MBB 1932-34) | Jamal Mashburn (MBB 1991-93) | Lou Tsioropoulos (MBB 1951-54) |
| Billy Evans (MBB 1952, '54-55) | Charlie McClendon (FB 1949-50) | Herschel Turner (FB 1961-63) |
| Richie Farmer (MBB 1989-92) | Steve Meilinger (FB 1951-52-53) | Harry Uliniski (FB 1946-49) |
| Joe Federspiel (FB 1969-71) | Lou Michaels (FB 1955-56-57) | Jeff Van Note (FB 1966-68) |
| Deron Feldhaus (MBB 1989-92) | Doug Moseley (FB 1949-51) | Kenny Walker (MBB 1983-86) |
| Steve Flesch (MGOLF 1987-90) | Cotton Nash (MBB 1962-64) | Brandon Webb (BB 1998-00) |
| Dom Fucci (BB 1948-51) | | Moe Williams (FB 1993-95) |
| Bob Gain (FB 1947-50) | | Sean Woods (MBB 1990-92) |
| Jack Givens (MBB 1975-78) | | Tina Johnson Ybarra (Diving 1994-96) |
| Irv Goode (FB 1959-61) | | Craig Yeast (FB 1995-98) |
| Phil Grawemeyer (MBB 1954-56) | | Valerie McGovern Young (WXC 1988-91) |

BIGGEST GAMES

KENTUCKY 20, GEORGIA 19

March 1, 1921

ATLANTA — Bill King's free throw with no time left on the clock lifted the Wildcats to the SIAA Championship, the first college basketball tournament ever played.

Georgia	8	11	—	19
Kentucky	7	13	—	20

KENTUCKY 28, CINCINNATI 23

December 13, 1924

LEXINGTON — James McFarland scored 10 points and the Wildcats defeated the Bearcats in the first game played at Alumni Gym.

Cincinnati	9	14	—	23
Kentucky	13	15	—	28

KENTUCKY 67, GEORGETOWN COLL. 19

December 18, 1930

LEXINGTON — The Wildcats pounded the Tigers in Adolph Rupp's debut as coach at Kentucky.

G'town Coll.	9	10	—	19
Kentucky	38	29	—	67

KENTUCKY 35, MARQUETTE 33

February 14, 1938

LEXINGTON — Joe Hagan's 48-foot shot with 12 seconds left lifted the Wildcats over the Warriors. After the game, Gov. Chandler pounded a nail into the floor to mark the spot.

Marquette	18	15	—	33
Kentucky	18	17	—	35

KENTUCKY 60, NOTRE DAME 55

January 23, 1943

LEXINGTON — Marvin Akers and Melvin Ticco combined for 33 points as the Wildcats beat the Fighting Irish for the first time in school history.

Notre Dame	33	22	—	55
Kentucky	27	33	—	60

KENTUCKY 46, RHODE ISLAND 45

March 20, 1946

NEW YORK — Ralph Beard's free throw with 40 seconds left lifted the Wildcats to their first national title in the NIT.

Kentucky	26	20	—	46
Rhode Island	27	18	—	45

UTAH 49, KENTUCKY 45

March 24, 1947

NEW YORK — Wat Misaka, a 5-8 center,

held high-scoring Ralph Beard to two points and the Utes won the NIT championship.

Kentucky	21	24	—	45
Utah	27	22	—	49

KENTUCKY 73, WEST TEXAS STATE 43

December 1, 1950

LEXINGTON — The Wildcats made the first game played in Memorial Coliseum a memorable one as they routed the Buffaloes.

W. Texas St.	24	19	—	43
Kentucky	47	26	—	73

GEORGIA TECH 59, KENTUCKY 58

January 8, 1955

LEXINGTON — Joe Helms' 12-foot jump shot with 12 seconds left ended the Wildcats' 129-game home winning streak.

Ga. Tech	26	33	—	59
Kentucky	23	35	—	58

KENTUCKY 85, TEMPLE 83 (3 OT)

December 7, 1957

LEXINGTON — The longest game in UK history proved fruitful for the Wildcats as Vernon Hatton scored UK's final six points to edge the Owls.

Temple	35	30	6	4..
	8	—	83	
Kentucky	34	31	6	4..
	10	—	85	

KENTUCKY 61, TEMPLE 60

March 21, 1958

LOUISVILLE — Vernon Hatton's layup with 17 seconds remaining pushed the Wildcats past the Owls and into the NCAA Championship game.

Temple	33	27	—	60
Kentucky	33	28	—	61

TEXAS WESTERN 72, KENTUCKY 65

March 19, 1966

COLLEGE PARK — Bobby Joe Hill scored 20 points and Texas Western upset the top-ranked Wildcats to win the NCAA title.

Kentucky	28	37	—	65
Texas Western	31	41	—	72

KENTUCKY 69, TENNESSEE 66

January 18, 1969

KNOXVILLE — On the road against its long-time rival, Kentucky became the first team in college basketball history to win 1,000

games.

Tennessee	36	30	—	66
Kentucky	35	34	—	69

KENTUCKY 109, LSU 96

January 24, 1970

LEXINGTON — "Pistol" Pete Maravich poured in 64 points against the Wildcats, but Dan Issel answered with 51 as the Wildcats topped 100 points en route to victory. At the time, it was the most points ever scored (115) by opposing players in the same game.

Kentucky	56	53	—	109
LSU	48	48	—	96

KENTUCKY 90, VANDERBILT 86

February 28, 1970

LEXINGTON — Dan Issel became the first UK player to score 2,000 career points as the Wildcats avenged their only loss of the season.

Vanderbilt	33	53	—	86
Kentucky	46	44	—	90

FLORIDA STATE 73, KENTUCKY 54

March 18, 1972

DAYTON — The Seminoles won the Mideast Region title by routing the Wildcats in Adolph Rupp's final game as coach.

Kentucky	28	26	—	54
Florida State	34	39	—	73

KENTUCKY 92, INDIANA 90

March 22, 1975

DAYTON — The Wildcats captured the Mideast Region title by handing the Hoosiers their first loss in 34 games.

Kentucky	44	48	—	92
Indiana	44	46	—	90

UCLA 92, KENTUCKY 85

March 31, 1975

SAN DIEGO — Coach John Wooden closed out his coaching career by leading the Bruins to their 10th NCAA title in 12 years.

Kentucky	40	45	—	85
UCLA	43	49	—	92

**KENTUCKY 94,
MISSISSIPPI ST. 93 (OT)**

March 8, 1976

LEXINGTON — Jack Givens keyed a late rally as the Wildcats outlasted the Bulldogs in the last game played at Memorial Coliseum.

Miss. State	50	35	8	—	93
Kentucky	42	43	9	—	94

**KENTUCKY 72,
WISCONSIN 64**

November 27, 1976

LEXINGTON — With Adolph Rupp looking on from the stands, the Wildcats dumped the Badgers in the first game played at Rupp Arena.

Wisconsin	24	40	—	64
Kentucky	34	38	—	72

**KENTUCKY 94,
DUKE 88**

March 27, 1978

ST. LOUIS — Jack Givens scored 41 points as the Wildcats captured their fifth NCAA title.

Kentucky	45	49	—	94
Duke	38	50	—	88

**KENTUCKY 67,
KANSAS 66 (OT)**

December 9, 1978

LEXINGTON — After forcing overtime, the Cats were down 66-60 with 31 seconds to go. Dwight Anderson scored back-to-back baskets then stole the inbounds pass and fed Kyle Macy for the tying jumper. Macy completed the comeback by adding a technical free throw when Kansas called a timeout it didn't have.

Kansas	35	21	10	—	66
Kentucky	28	28	11	—	67

**LOUISVILLE 80,
KENTUCKY 68 (OT)**

March 26, 1983

KNOXVILLE — The first meeting between the two teams in more than 24 years proved memorable as the Cardinals outscored the Wildcats 18-6 in overtime to advance to the Final Four.

Kentucky	37	25	6	—	68
Louisville	30	32	18	—	80

**KENTUCKY 65,
LOUISVILLE 44**

November 26, 1983

LEXINGTON — In the first regular-season meeting in 61 years between the two in-state rivals, the Wildcats employed a swarming defense and balanced offense to roll to victory.

Louisville	20	24	—	44
Kentucky	35	30	—	65

**KENTUCKY 72,
LOUISVILLE 67**

March 22, 1984

LEXINGTON — Winston Bennett's three-point play with 13 seconds left pushed the Wildcats into the Mideast Regional Final.

Louisville	36	31	—	67
Kentucky	32	40	—	72

**GEORGETOWN 53,
KENTUCKY 40**

March 31, 1984

SEATTLE — The Hoyas outscored the Wildcats 23-2 at the start of the second half on their way to the NCAA title game. UK sank only three of 33 field goal attempts in the second half.

Georgetown	22	31	—	53
Kentucky	29	11	—	40

**KENTUCKY 64,
UNLV 61**

March 16, 1985

SALT LAKE CITY — Kenny Walker scored 23 points and provided a key block in the final minutes as the Wildcats advanced to the West Regional final.

Kentucky	30	34	—	64
UNLV	30	31	—	61

**ST. JOHN'S 86,
KENTUCKY 70**

March 22, 1985

DENVER — Having announced he would retire following the game, Coach Joe B. Hall watched as the Redmen ended the Wildcats' Final Four hopes.

Kentucky	38	32	—	70
St. John's	39	47	—	86

**KENTUCKY 75,
OKLAHOMA 74**

February 29, 1987

LEXINGTON — Richard Madison's basket with eight seconds left enabled the Wildcats to upset the No. 12 Sooners.

Oklahoma	34	40	—	74
Kentucky	35	40	—	75

**KENTUCKY 76,
OHIO 73**

November 28, 1989

LEXINGTON — The long-awaited debut of Coach Rick Pitino and the Wildcats was worth waiting for as Reggie Hanson scored 24 points and UK held off the Bobcats.

Ohio	30	43	—	73
Kentucky	44	32	—	76

**KENTUCKY 100,
LSU 95**

February 15, 1990

LEXINGTON — Described by many as one of the most exciting games ever played at Rupp Arena, the Wildcats burst out to an early lead and then held off Chris Jackson and the Tigers.

LSU	36	59	—	95
Kentucky	48	52	—	100

**KENTUCKY 90,
FLORIDA 74**

February 23, 1991

LEXINGTON — Kentucky beat the Gators to become one of two schools (along with North Carolina) to win 1,500 basketball games.

Kentucky	37	53	—	90
Florida	29	45	—	74

**KENTUCKY 114,
AUBURN 93**

March 2, 1991

LEXINGTON — Before the then-largest crowd in Rupp Arena history, the Wildcats closed out the 1990-91 season with a 22-6 overall record. Although UK was ineligible for the SEC title because of probation, the Wildcats secured the best record in the league (14-4) with the win over Auburn. A ceremony and parade followed.

Auburn	43	50	—	93
Kentucky	65	49	—	114

**KENTUCKY 80,
ALABAMA 54**

March 15, 1992

BIRMINGHAM — Kentucky roared back from a 32-29 halftime deficit to crush Alabama, 80-54, and take the SEC Tournament championship after being banned from the event for two years.

Kentucky	29	51	—	80
Alabama	32	22	—	54

DUKE 104,

KENTUCKY 103 (OT)

March 28, 1992

PHILADELPHIA — In what many called the "greatest NCAA Tournament game ever played," Kentucky took top-ranked defending champion Duke to overtime before a desperation shot by Christian Laettner sent the Blue Devils to the Final Four.

Kentucky	45	48	10	—	103
Duke	50	43	11	—	104

**KENTUCKY 106,
FLORIDA STATE 81**

March 27, 1993

CHARLOTTE — Kentucky beat Florida State to advance to the NCAA Final Four in New Orleans. The victory completed a string of four games in which the Wildcats

blitzed their Southeast Region opponents by an average of 31.0 points — the largest margin of victory by a team through four games en route to the Final Four.

Florida St.	46	35	—	81
Kentucky	54	52	—	106

**MICHIGAN 81,
KENTUCKY 78 (OT)**

April 3, 1993
NEW ORLEANS — Kentucky faced Michigan in the NCAA semifinals, marking UK's 10th Final Four appearance. An 81-78 overtime loss to the Wolverines ended the Cats' season at 30-4 and marked All-American Jamal Mashburn's last game in UK blue.

Kentucky	35	36	7	—	78
Michigan	40	31	10	—	81

**KENTUCKY 99,
LSU 95**

February 15, 1994
BATON ROUGE — Trailing by 31 points with 15:34 remaining in the game, the Wildcats went on a tear. They hit 11 three-pointers and outscored the Tigers 62-27 during the final 15:34. UK's 99-95 win marked the greatest comeback in school history.

Kentucky	32	67	—	99
LSU	48	47	—	95

**KENTUCKY 73,
FLORIDA 60**

March 13, 1994
MEMPHIS — Kentucky faced Florida for the second time in 11 days, and for the second time, the Wildcats beat the Gators. The triumph in Memphis gave UK its third consecutive SEC Tournament title and improved the Pitino-era SEC Tourney mark to a perfect 9-0.

Kentucky	33	40	—	73
Florida	27	33	—	60

**KENTUCKY 95,
ARKANSAS 93 (OT)**

March 12, 1995
ATLANTA — Kentucky repeatedly clawed its way back in the SEC Tournament final — finding itself trailing by 19 in the first half, 12 points with nine minutes left in the second half and nine points with 1:33 remaining in overtime.

Kentucky	44	36	15	—	95
Arkansas	50	30	13	—	93

**KENTUCKY 81,
MASSACHUSETTS 74**

March 30, 1996
EAST RUTHERFORD, N.J. — In a rematch from an early season loss, the Wildcats fought off a late rally in the national semifinals to advance to the championship game for the first time in 18 years.

Kentucky	36	45	—	81
UMass	28	46	—	74

**KENTUCKY 76,
SYRACUSE 67**

April 1, 1996
EAST RUTHERFORD, N.J. — Behind an NCAA title game record-tying seven three-pointers from Tony Delk, UK won its sixth national title.

Kentucky	42	34	—	76
Syracuse	33	34	—	67

**ARIZONA 84,
KENTUCKY 79 (OT)**

March 31, 1997
INDIANAPOLIS — Trying to become the second team in 24 years to repeat as national champion, Ron Mercer and Anthony Epps nailed three-pointers inside the last minute to force overtime. But with four Wildcats fouling out, Arizona outscored UK in the extra period in Rick Pitino's final game as coach at Kentucky.

Arizona	33	41	10	—	84
Kentucky	32	42	5	—	79

**KENTUCKY 86,
DUKE 84**

March 22, 1998
ST. PETERSBURG, Fla. — The Wildcats fell behind by 18 points in the first half and by 17 points with 9:38 remaining in the game before avenging a 1992 loss to the Blue Devils. Cameron Mills' three-pointer with 2:15 left gave UK its first lead, 80-79, before Scott Padgett's trey with 39.4 seconds remaining broke an 81-81 tie as Kentucky advanced to the Final Four for the third consecutive year.

Kentucky	39	47	—	86
Duke	49	35	—	84

**KENTUCKY 86,
STANFORD 85 (OT)**

March 28, 1998
SAN ANTONIO — Kentucky rallied from a 10-point second-half deficit, then grabbed a five-point overtime lead, before fending off the Cardinal to advance to the title game for the third straight season. Jeff Sheppard canned three long-range three-pointers — two in the final three minutes and one in overtime — en route to a career-high 27 points.

Stanford	37	36	12	—	85
Kentucky	32	41	13	—	86

**KENTUCKY 78,
UTAH 69**

March 30, 1998
SAN ANTONIO — After being outrebounded 24-6 in the first half and trailing 41-31 at the break, the "Comeback Cats" charged from behind to win the school's seventh national title, its second in three years. It was the largest halftime deficit overcome in a title game.

Utah	41	28	—	69
Kentucky	31	47	—	78

**KENTUCKY 103,
MARYLAND 91**

December 12, 1998
LEXINGTON — The senior trio of Heshimu Evans, Scott Padgett and Wayne Turner combined to tally 73 points, 22 rebounds and 14 assists as the fifth-ranked Cats knocked off the No. 2 Terrapins, ending their 13-game win streak.

Maryland	41	50	—	91
Kentucky	54	49	—	103

**KENTUCKY 82,
LOUISVILLE 62**

December 29, 2001
LEXINGTON — Rick Pitino returned to Rupp Arena for the first time as coach of archrival Louisville but watched as Tayschaun Prince scored a game-high 18 points as UK won by 20. UK dedicated the new playing floor as "Cawood's Court" before chants of "Tub-by, Tub-by" filled the arena throughout the game.

Kentucky	36	46	—	82
Louisville	32	30	—	62

**KENTUCKY 70,
FLORIDA 55**

February 4, 2003

LEXINGTON — Florida came to Lexington sporting a No. 1 ranking for the first time in school history, but were quickly stifled by UK's defense. The Wildcats were able to jump out to a 23-point lead at halftime, which grew to as much as 29 points during the final half as a Rupp Arena-record crowd of 24,459 watched UK earn the 70-55 victory.

Kentucky	45	23	—	70
Florida	22	33	—	55

**KENTUCKY 79, MICHIGAN
STATE 74**

December 13, 2003

DETROIT — A basketball world-record crowd of 78,129 watch No. 8 Kentucky beat No. 21 Michigan State at Ford Field. Unlike basketball games at domes that have attracted 40,000-plus fans, the court was not tucked into an end zone, but placed on the 50-yard line in the Detroit Lions' home stadium - a true site to see.

Kentucky	49	30	—	79
Michigan St.	43	31	—	74

**KENTUCKY 67, CENTRAL
ARKANSAS 40**

November 6, 2007

LEXINGTON — The Billy Gillispie era opened, as the Graford, Texas native made his regular season debut as the 21st coach in Kentucky history. Joe Crawford paced the Cats with 20 points while Mark Coury recorded a double-double, giving Gillispie a successful debut.

C. Arkansas	20	20	—	40
Kentucky	34	33	—	67

**KENTUCKY 90,
TENNESSEE 72**

January 13, 2009

KNOXVILLE — Jodie Meeks had a night to remember when he broke the UK single-game scoring record scoring 54 points in leading the Wildcats to victory. Meeks finished the night 15-22 from the field (10-15 three-point range) and 14-14 from the free throw line.

Kentucky	41	49	—	90
Tennessee	37	35	—	72

**KENTUCKY 88,
DREXEL 44**

December 21, 2009

LEXINGTON — Kentucky became the first program in college basketball history to reach the 2,000-win plateau. The Wildcats defeated Drexel 88-44 to achieve the milestone.

Drexel	20	24	—	44
Kentucky	56	32	—	88

**KENTUCKY 62,
OHIO STATE 60**

March 25, 2011

NEWARK — Kentucky knocked off number one overall seed, Ohio State, in the Sweet 16. Brandon Knight's jumper with five seconds remaining led the fourth-seeded Wildcats over the number one-seeded Buckeyes.

Kentucky	30	32	—	62
Ohio State	30	30	—	60

**KENTUCKY 76,
NORTH CAROLINA 69**

March 27, 2011

NEWARK — Kentucky's Elite Eight victory over North Carolina sent the Wildcats to their first Final Four in 13 years. Brandon Knight led UK with 22 points as the Cats advanced to the Final Four on a 10-game win streak.

Kentucky	38	38	—	76
North Carolina	30	39	—	69

BIGGEST SHOTS

A. Ralph Beard

Mar. 20, 1946 vs. Rhode Island

This free throw with 43 seconds left gave Adolph Rupp his first national title, 46-45.

B. Ralph Beard

Feb. 14, 1948 vs. Tennessee

The buzzer-beater is still one of the longest shots (52.5") in UK history.

C. Vernon Hatton

Dec. 7, 1957 vs. Temple

Hatton's 47-foot bomb from midcourt tied the game at the end of the first overtime

D. Terry Mobley

Dec. 31, 1963 vs. Duke

Mobley's shot, with 7 seconds left, propelled UK past No. 1 Duke, 81-79.

E. Kyle Macy

Feb. 24, 1980 vs. LSU

Macy's jumper gave the Cats the 1980 SEC crown, 76-74 in overtime.

F. Kenny Walker

Mar. 10, 1984 vs. Auburn

The sophomore's 15-footer at the buzzer defeated Charles Barkley's squad for the SEC Tourney title.

G. Cedric Jenkins

Dec. 12, 1987 vs. Louisville

Jenkins' tip-in gave UK a 76-75 win against its arch rival.

H. Jeff Brassow

Dec. 23, 1993 vs. Arizona

Brassow tipped in a Rodrick Rhodes' miss as UK won the Maui Invitational, 93-92.

I. Walter McCarty

Feb. 15, 1994 vs. LSU

McCarty's three capped a 31-point comeback against the Tigers.

J. Tony Delk

April 1, 1996 vs. Syracuse

His three was part of a four-point play that lifted UK to its sixth NCAA title.

K. Scott Padgett

Mar. 22, 1998 vs. Duke

The three-pointer broke an 81-81 tie with 39.4 seconds left and capped a 17-point comeback.

L. Tayshaun Prince

Dec. 8, 2001 vs. North Carolina

This nearly 30' 3FG from just inside the mid-court logo capped five consecutive threes by Prince to open the game.

M. Patrick Sparks

Dec. 18, 2004 at Louisville

Sparks' three free-throws with no time remaining helped UK overcome a 16-point halftime deficit for a 60-58 win.

N. DeMarcus Cousins

Mar. 14, 2010 vs. Mississippi State

Cousins' tip-in at the buzzer sent the game in overtime en route to UK's 26th SEC Tourney title.

O. Brandon Knight

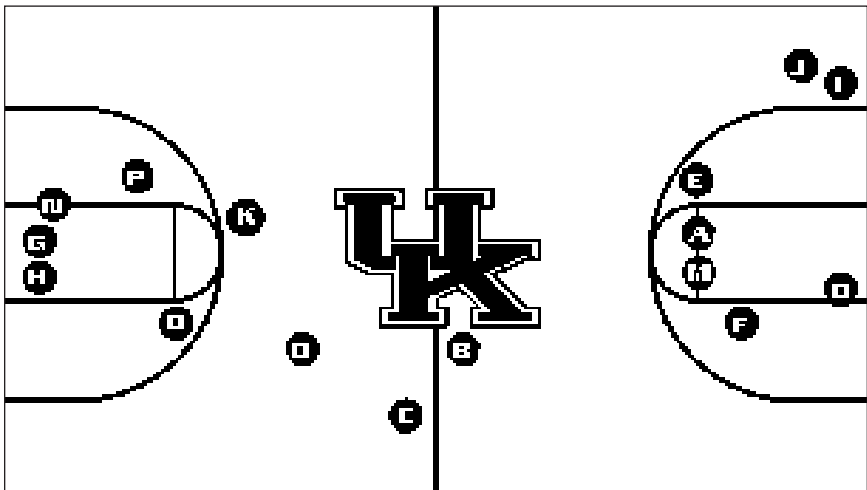
Mar. 17, 2011 vs. Princeton

Knight's driving layup with 2 secs remaining lifts UK to a 59-57 win in its NCAA Tourney opener.

P. Brandon Knight

Mar. 25, 2011 vs. Ohio State

Knight knocked down a jumper with 5 secs remaining to beat No. 1 and top-seeded Ohio State 62-60 to advance to the Elite Eight.



YEAR-BY-YEAR TEAM STATISTICS

	G	FG-FGA	FG%	3FG-3FGA	3FG%	FT-FTA	FT%	Reb-Avg	PF-D	A	TO	BS	St	Pts	Avg
1944-45	UK 26	591				282			367					1464	56.3
1945-46	UK 30	725				371-613	.605		469					1821	60.7
(28-2)	Opp 30													1194	39.8
1946-47	UK 37	1011-3232	31.5			500-781	.640		682					2536	68.5
(34-3)	Opp 37													1416	38.3
1947-48	UK 39	1082-3465	31.2			526-841	.625		764					2690	69.0
(36-3)	Opp 39		23.2											1730	44.4
1948-49	UK 34	903-2756	32.8			514-728	70.6		636					2320	68.2
(28-2)	Opp 34	538-2216	24.3			454-756	60.1		635					1530	45.0
1949-50	UK 30	823-2485	33.1			443-673	65.8		604					2089	69.6
(25-5)	Opp 30	625-2270	27.5			446-725	61.5		558					1696	56.5
1950-51	UK 34	1029-3013	34.2			482-744	64.8	2109-62.0	648	471				2540	74.7
(32-2)	Opp 34	656-2422	27.0			471-786	59.9	1357-39.9	623	265				1783	52.4
1951-52	UK 32	1043-2829	36.9			549-865	63.5	1817-56.8	707	497				2635	82.3
(28-2)	Opp 32	668-2219	29.7			458-786	58.3	1164-36.4	731	188				1774	55.4
1952-53	No Schedule (Under Suspension by NCAA)														
1953-54	UK 25	829-2162	38.3			529-760	67.8	1318-52.7	582-35					2187	87.5
(25-0)	Opp 25	481-1574	30.6			546-872	62.6	851-34.0	500-27					1508	60.3
1954-55	UK 26	781-2123	36.8			425-675	63.0	1680-64.6	481					1987	76.4
(23-3)	Opp 26	527-1741	30.3			534-824	64.8	1120-43.1	400					1588	61.1
1955-56	UK 26	826-2078	41.5			473-729	64.9	1502-57.8	490					2197	84.5
(20-6)	Opp 26	628-1750	35.9			546-828	65.9	1094-42.1	548					1802	69.3
1956-57	UK 28	889-2191	40.6			579-829	69.8	1550-55.4	524					2357	84.2
(23-5)	Opp 28	673-1971	34.1			607-883	68.7	1109-39.6	478					1953	69.8
1957-58	UK 29	832-2223	37.3			502-680	73.8	1562-53.9	474					2166	74.7
(23-6)	Opp 29	690-1945	35.5			437-635	68.8	1227-42.3	494					1817	62.7
1958-59	UK 27	778-1922	40.5			570-758	75.2	1361-50.4	513					2126	78.7
(24-3)	Opp 27	623-1687	36.9			491-720	68.2	1117-41.4	539					1737	64.3
1959-60	UK 25	667-1741	38.3			504-700	72.0	1317-52.7	502					1838	73.5
(18-7)	Opp 25	559-1547	36.1			524-725	72.3	1142-45.7	509					1642	65.7
1960-61	UK 28	726-1928	37.7			575-793	72.5	1438-51.4	551					2027	72.4
(19-9)	Opp 28	663-1665	39.8			532-781	68.1	1233-44.0	546					1858	66.4

	G	FG-FGA	FG%	3FG-3FGA	3FG%	FT-FTA	FT%	Reb-Avg	PF-D	A	TO	BS	St	Pts	Avg
1961-62	UK	26	822-1895	43.4	497-666	74.6	1399-53.8	483-16	343	333	2141	82.3			
(23-3)	Opp	26	637-1733	36.8	430-623	69.0	1090-41.9	476-18	168	1704	65.5				
1962-63	UK	25	724-1786	40.5	445-638	69.7	1284-51.4	461-13	237	1893	75.7				
(16-9)	Opp	25	640-1568	40.8	417-611	68.2	1093-43.7	472-26	119	1697	67.9				
1963-64	UK	27	936-2096	44.7	454-605	75.0	1355-50.2	520-20	396	2326	86.1				
(21-6)	Opp	27	727-1839	39.5	500-700	71.4	1268-47.0	482-15	141	1954	72.4				
1964-65	UK	25	796-1771	49.4	517-675	76.6	1103-44.1	504-27	260	2109	84.4				
(15-10)	Opp	25	729-1643	44.4	456-659	69.2	1147-45.9	526-22	153	1914	76.6				
1965-66	UK	29	1017-2079	48.9	485-648	74.8	1368-47.2	539-18	293	2519	86.9				
(27-2)	Opp	29	770-1916	40.2	488-690	70.7	1205-41.6	515-17	120	2028	69.9				
1966-67	UK	26	861-1760	48.9	429-559	76.7	1071-41.2	508-21	270	2151	82.7				
(13-13)	Opp	26	775-1698	45.6	462-675	68.4	1105-42.5	430-11	152	2012	77.4				
1967-68	UK	27	979-2082	47.0	442-624	70.8	1333-49.4	493-7	331	2400	88.9				
(22-5)	Opp	27	831-1903	43.7	443-630	70.3	1212-44.9	518-17	200	2103	77.9				
1968-69	UK	28	1015-2071	49.0	512-688	74.4	1374-49.1	528-16	499	2542	90.8				
(23-5)	Opp	28	864-1944	44.4	469-685	68.5	1154-41.5	513-17	233	2199	78.5				
1969-70	UK	28	1099-2205	49.8	511-686	74.5	1390-49.6	548-16	432	2709	96.8				
(26-2)	Opp	28	860-1898	45.3	534-740	72.2	1135-40.5	513-18	215	2254	80.8				
1970-71	UK	28	1077-2129	50.6	516-688	75.0	1340-47.9	556-13	425	2670	95.4				
(22-6)	Opp	28	915-2080	44.0	543-739	73.5	1245-44.5	537-18	250	2373	84.8				
1971-72	UK	28	916-1866	49.1	479-655	73.1	1214-43.4	481-20	392	2311	82.5				
(21-7)	Opp	28	839-1883	44.6	415-630	65.9	1171-41.8	505-15	275	2093	74.8				
1972-73	UK	28	1002-2070	48.4	337-484	69.6	1292-46.1	536-18	396	2341	83.6				
(20-8)	Opp	28	888-1978	45.0	322-491	65.6	1182-42.2	540-24	308	2098	74.9				
1973-74	UK	26	845-1699	49.7	348-481	72.3	991-38.1	521-17	324	2038	78.4				
(13-13)	Opp	26	835-1743	47.9	317-455	69.7	990-38.1	523-20	306	1987	76.4				
1974-75	UK	31	1197-2412	49.6	464-664	69.9	1442-46.5	767-27	479	2858	92.2				
(26-5)	Opp	31	925-2096	44.1	584-828	70.5	1274-41.1	633-20	367	2434	78.5				
1975-76	UK	30	981-2027	48.4	453-637	71.1	1250-41.7	632-25	394	2415	80.5				
(20-10)	Opp	30	938-1998	46.9	469-667	70.3	1098-36.6	625-27	353	2345	78.2				
1976-77	UK	30	1009-2015	50.1	491-697	70.5	1249-41.6	648-15	513	2509	83.6				
(26-4)	Opp	30	818-1828	44.9	434-608	71.4	1036-34.5	682-38	432	2070	69.1				

		G	FG-FGA	FG%	3FG-3FGA	3FG%	FT-FTA	FT%	Reb-Avg	PF-F	A	TO	BS	St	Pts	Avg
1977-78	UK	32	1040-1922	.54.1			613-808	.75.9	1171-36.6	733-18	554	544			2693	84.2
(30-2)	Opp	32	878-1889	.46.5			478-718	.66.6	1000-31.3	756-50	512	568			2234	69.8
1978-79	UK	31	890-1799	.49.5			666-858	.77.6	1034-33.4	715-30	392	464	59	208	2446	78.9
(19-12)	Opp	31	886-1788	.49.6			508-719	.70.7	995-32.1	838-53	435	532	90	191	2280	73.6
1979-80	UK	35	1038-2022	.51.3			609-802	.75.9	1265-36.1	755-32	538	564	125	216	2685	76.7
(29-6)	Opp	35	880-1971	.44.7			563-794	.70.9	1052-30.1	753-33	440	551	77	242	2323	66.4
1980-81	UK	28	781-1602	.48.8			478-664	.72.0	995-35.5	616-22	402	356	122	143	2040	72.9
(22-6)	Opp	28	651-1494	.43.6			458-640	.71.6	899-32.1	616-20	333	236	48	154	1760	62.9
1981-82	UK	30	827-1618	.51.1			545-727	.75.0	940-31.3	571-15	460	403	86	171	2199	73.3
(22-8)	Opp	30	786-1681	.46.8			421-604	.69.7	926-30.9	639-36	439	272	86	176	1993	66.4
1982-83	UK	31	869-1564	.55.6			448-625	.71.7	959-30.9	544-10	499	461	124	168	2186	70.5
(23-5)	Opp	31	776-1788	.43.4			385-560	.68.8	950-30.6	616-28	415	405	63	277	1937	62.5
1983-84	UK	34	900-1749	.51.5			518-721	.71.8	1157-34.0	618-13	562	495	158	176	2318	68.2
(29-5)	Opp	34	796-1894	.42.0			383-576	.66.5	1024-30.1	696-32	438	481	61	199	1975	58.1
1984-85	UK	31	773-1693	.457			491-680	.722	1035-33.4	600-23	441	384	78	174	2037	65.7
(18-13)	Opp	31	785-1661	.473			406-579	.701	984-31.7	638-19	474	392	60	179	1976	63.7
1985-86	UK	36	1030-2003	.514			606-841	.721	1191-33.1	642-12	612	442	97	280	2666	74.1
(32-4)	Opp	36	886-1914	.463			432-602	.718	1031-28.6	759-28	442	548	86	192	2210	61.4
1986-87	UK	29	747-1597	.468	152-409	.372	319-509	.627	903-31.1	531-16	381	398	77	206	1965	67.8
(18-11)	Opp	29	737-1550	.475	83-228	.364	387-545	.710	963-33.2	532-23	387	458	72	183	1944	67.0
1987-88	UK	33	963-1971	.489	98-269	.364	604-797	.758	1163-35.2	529-11	502	420	104	246	2628	79.6
(25-5)	Opp	33	883-1947	.454	138-389	.355	365-508	.719	1049-31.8	673-23	454	530	68	198	2269	68.8
1988-89	UK	32	856-1791	.478	108-302	.358	400-575	.596	1056-33.0	596-22	499	494	110	228	2220	69.4
(13-19)	Opp	32	849-1833	.463	167-478	.349	451-645	.699	1079-33.7	569-15	480	454	69	264	2316	72.4
1989-90	UK	28	868-1978	.439	281-810	.347	470-644	.730	996-35.6	664-25	489	403	104	309	2487	88.8
(14-14)	Opp	28	868-1763	.492	167-436	.383	558-782	.714	1211-43.3	556-11	494	593	96	206	2461	87.9

1990-91	UK	28	834-1888	.442	242-715	.338	495-685	.723	1049-37.5	651-18	482	437	120	291	2405	85.9
(22-6)	Opp	28	760-1659	.458	99-304	.326	567-805	.704	1126-40.2	580-11	349	583	108	214	2186	78.1
1991-92	UK	36	1062-2222	.478	317-888	.357	645-892	.723	1226-34.1	837-30	661	542	121	368	3086	85.7
(29-7)	Opp	36	920-2013	.457	125-415	.301	715-1019	.702	1289-35.8	769-28	427	708	148	279	2680	74.4
1992-93	UK	34	1048-2184	.480	340-862	.394	539-784	.688	1364-40.1	776-20	665	541	160	323	2975	87.5
(30-4)	Opp	34	807-1917	.421	139-420	.331	621-940	.661	1161-34.1	679-16	398	620	116	268	2374	69.8
1993-94	UK	34	1027-2195	.468	301-857	.351	597-875	.682	1303-38.3	762-30	648	533	195	394	2952	86.8
(27-7)	Opp	34	862-2041	.422	189-566	.334	624-917	.680	1326-39.0	721-18	461	695	111	250	2537	74.6
1994-95	UK	33	1016-2211	.460	276-736	.375	576-801	.719	1338-40.5	734-12	647	489	176	347	2884	87.4
(28-5)	Opp	33	764-1889	.404	165-517	.319	585-856	.683	1220-37.0	667-21	418	690	137	220	2278	69.0
1995-96	UK	36	1198-2461	.487	266-670	.397	630-883	.713	1501-41.7	729-10	783	554	176	435	3292	91.4
(34-2)	Opp	36	885-2135	.415	191-569	.336	536-799	.671	1289-35.8	748-30	487	799	141	256	2497	69.4
1996-97	UK	40	1238-2631	.471	287-777	.369	562-824	.682	1575-39.4	802-26	776	589	203	480	3325	83.1
(35-5)	Opp	40	854-2147	.398	185-589	.314	619-922	.671	1367-34.2	731-19	484	907	99	256	2512	62.8
1997-98	UK	39	1161-2409	.482	250-681	.367	551-816	.675	1640-42.1	722-7	691	583	240	341	3123	80.1
(35-4)	Opp	39	892-2324	.384	281-812	.346	547-804	.680	1321-33.9	721-21	485	636	109	271	2612	67.0
1998-99	UK	37	1034-2163	.478	226-676	.334	496-776	.639	1470-39.7	629-6	605	547	199	286	2790	75.4
(28-9)	Opp	37	823-2162	.381	252-764	.330	422-640	.659	1245-33.6	703-17	420	595	103	254	2320	62.7
1999-00	UK	33	793-1873	.423	188-643	.292	506-735	.688	1300-39.4	537-10	427	502	185	201	2280	69.1
(23-10)	Opp	33	757-1941	.390	224-688	.326	336-520	.646	1135-34.4	647-21	352	482	66	227	2074	62.8
2000-01	UK	34	988-2051	.482	245-708	.346	492-751	.655	1311-38.6	631-5	539	513	151	229	2713	79.8
(24-10)	Opp	34	842-2081	.405	244-689	.354	472-689	.685	1214-35.7	659-18	426	551	82	231	2400	70.6
2001-02	UK	32	905-2020	.448	219-691	.317	431-638	.676	1283-40.1	582-6	471	460	153	252	2460	76.9
(22-10)	Opp	32	782-1898	.412	216-641	.337	403-598	.674	1107-34.6	587-8	410	529	100	225	2183	68.2
2002-03	UK	36	1026-2102	.488	208-585	.356	522-742	.704	1324-36.8	625-4	574	501	176	281	2782	77.3
(32-4)	Opp	36	827-1993	.415	211-633	.333	444-647	.686	1114-30.9	664-0	392	592	123	225	2309	64.1

	G	FG-FGA	FG%	3FG-3FGA	3FG%	FT-FTA	FT%	Reb-Avg	PF-D	A	TO	BS	St	Pts	Avg
2003-04	32	862-1828	.472	204-572	.357	437-627	.697	1158-36.2	584-4	504	468	110	249	2365	73.9
(27-5)	Opp	704-1748	.403	204-622	.328	424-582	.716	1004-31.4	569	357	509	99	229	2036	63.6
2004-05	34	901-1940	.464	218-635	.343	483-728	.663	1197-35.2	582-7	509	445	147	311	2503	73.6
(28-6)	Opp	749-1848	.405	224-680	.329	405-587	.690	1155-34.0	631	383	596	111	173	2127	62.6
2005-06	35	903-2020	.447	265-758	.350	406-601	.676	1265-36.1	595-5	495	464	106	206	2477	70.8
(22-13)	Opp	829-1953	.424	228-700	.326	428-633	.676	1162-33.2	603	448	472	118	187	2314	66.1
2006-07	34	890-1868	.476	231-650	.355	485-690	.703	1235-36.3	547-4	537	493	161	201	2496	73.4
(22-12)	Opp	839-2040	.411	256-766	.334	368-588	.648	1125-33.1	609	441	440	109	236	2302	67.7
2007-08	31	735-1566	.469	182-493	.369	472-644	.733	1038-33.5	586-18	395	490	149	206	2124	68.5
(18-13)	Opp	671-1695	.396	184-565	.326	508-719	.707	990-31.9	587	340	406	111	191	2034	65.6
2008-09	36	933-1940	.481	202-572	.353	601-777	.773	1330-36.9	634-14	567	610	238	238	2669	74.1
(22-14)	Opp	822-2114	.389	256-728	.352	486-704	.690	1151-32.0	665-22	372	517	133	279	2386	66.3
2009-10	38	1066-2228	.478	231-697	.331	649-971	.668	1584-41.7	641-13	573	547	273	279	3012	79.3
(35-3)	Opp	875-2314	.378	245-783	.313	473-688	.688	1277-33.6	795-28	418	531	119	261	2468	64.9
2010-11	38	1002-2183	.459	281-707	.397	560-789	.710	1420-37.4	601-11	482	406	239	211	2845	74.9
(29-9)	Opp	863-188	.394	210-649	.324	476-668	.723	1285-33.8	695-9	419	458	132	201	2412	63.5

SCORING

TEAM RECORDS

Most Points Scored

Half: 86 at LSU (1-16-96, 1st half)

Game: 143 vs. Georgia (2-27-56)

Game (both teams): 245 at Kansas (12-9-89)

[KU 150, UK 95]

Season: 3,325 (1996-97) [40 games]

Fewest Points Scored

Game: 1 vs. Transylvania (2-5-1905)

Season: 538 (1924-25) [22 games]

INDIVIDUAL RECORDS

Points Scored

Game: 54, Jodie Meeks at Tennessee (1-13-09)

Season: 948, Dan Issel (1969-70)

Career: 2,138, Dan Issel (1968-70)

Highest Scoring Average

Season (min. 20 games): 33.9, Dan Issel (1969-70)

Career (min. 40 games): 25.8, Dan Issel (1968-70)

CAREER LEADERS

Scoring Average

	Player	Season	G	Pts	Avg
1.	Dan Issel	1968-70	83	2,138	25.8
2.	Cotton Nash	1962-64	78	1,770	22.7
3.	Kevin Grevey	1973-75	84	1,801	21.4
4.	Bob Burrow	1955-56	51	1,023	20.1
5.	Louie Dampier	1965-67	80	1,575	19.7
6.	Bill Spivey	1950-51	63	1,213	19.3
7.	Cliff Hagan	1951-52, 54	77	1,475	19.2
8.	Jamal Mashburn	1990-93	98	1,843	18.8
9.	Mike Casey	1968-70	82	1,535	18.7
10.	Pat Riley	1965-67	80	1,464	18.3

SEASON LEADERS

Points

	Player	Season	G	Avg	Pts
1.	Dan Issel	1970	28	33.9	948
2.	Jodie Meeks	2009	36	23.7	854
3.	Jamal Mashburn	1992	36	21.3	767
4.	Dan Issel	1969	28	26.6	746
5.	Kevin Grevey	1975	31	23.5	730
6.	Ron Mercer	1997	40	18.1	725
7.	Kenny Walker	1986	36	20.0	721
8.	Jamal Mashburn	1993	34	21.0	714
9.	Kenny Walker	1985	31	22.9	710

10.	Alex Groza	1949	34	20.5	698
11.	Cliff Hagan	1952	32	21.6	692
12.	Brandon Knight	2011	38	17.3	657
13.	Cotton Nash	1964	27	24.0	648
14.	Tony Deik	1996	36	17.8	639
15.	Pat Riley	1966	29	21.9	635
	Bill Spivey	1951	33	19.2	635

By a Freshman —

1.	Brandon Knight	2011	38	17.3	657
2.	John Wall	2010	37	16.6	616
3.	Terrence Jones	2011	38	15.7	595
4.	DeMarcus Cousins	2010	38	15.1	575
5.	Doron Lamb	2011	38	12.3	469

By a Sophomore —

1.	Jamal Mashburn	1992	36	21.3	767
2.	Ron Mercer	1997	40	18.1	725
3.	Patrick Patterson	2009	34	17.9	609
4.	Rex Chapman	1988	32	19.0	609
5.	Cotton Nash	1962	26	23.4	608

By a Junior —

1.	Jodie Meeks	2009	36	23.7	854
2.	Dan Issel	1969	28	26.6	746
3.	Jamal Mashburn	1993	34	21.0	714
4.	Kenny Walker	1985	31	22.9	710
5.	Cliff Hagan	1952	32	21.6	692

By a Senior —

1.	Dan Issel	1969-70	28	33.9	948
2.	Kevin Grevey	1974-75	31	23.5	730
3.	Kenny Walker	1985-86	36	20.0	721
4.	Alex Groza	1948-49	34	20.5	698
5.	Cotton Nash	1963-64	27	24.0	648

SCORING AVERAGE

	Player	Season	G	Pts	Avg
1.	Dan Issel	1969-70	28	948	33.86
2.	Dan Issel	1968-69	28	746	26.64
3.	Cotton Nash	1963-64	27	648	24.00
	Cliff Hagan	1953-54	25	600	24.00
5.	Jodie Meeks	2008-09	36	854	23.72
6.	Kevin Grevey	1974-75	31	730	23.55
7.	Cotton Nash	1961-62	26	608	23.38
8.	Kenny Walker	1984-85	31	710	22.90
9.	Pat Riley	1965-66	29	637	21.97

10. Kevin Grevey	1973-74	25	547	21.88
------------------	---------	----	-----	-------

GAME LEADERS

Points

Player, Opponent (Date)	Pts
1. Jodie Meeks at Tennessee (1/13/09)	54
2. Dan Issel at Ole Miss (2/7/1970)	53
3. Dan Issel at LSU (2/21/1970)	51
Cliff Hagan vs. Temple (12/5/1953)	51
5. Bob Burrow vs. LSU (1/14/1956)	50
6. Dan Issel at Alabama (2/23/1970)	47
7. Jodie Meeks vs. Appalachian St. (12/20/2008) [Freedom Hall]	46
8. Jodie Meeks at Arkansas (2/14/2009)	45
9. Dan Issel vs. Notre Dame (3/12/1970) [NCAA]	44
10. Melvin Turpin vs. Georgia (3/8/1984) [SEC]	42
Melvin Turpin at Tennessee (1/31/1983)	42
Dan Issel vs. Auburn (3/2/1970)	42
Mike Pratt vs. Notre Dame (12/27/1969)	42
Louie Dampier at Vanderbilt (2/2/1966)	42
Cliff Hagan vs. Tennessee (3/1/1952)	42
16. Tayshaun Prince vs. Tulsa (3/16/2002) [NCAA]	41
Jack Givens vs. Duke (3/27/1978) [NCAA]	41
Dan Issel vs. North Carolina (12/8/1969)	41
Dan Issel at Vanderbilt (3/1/1969)	41
20. Derrick Miller vs. Vanderbilt (2/7/1990)	40
Kevin Grevey at Georgia (2/19/1973)	40
Dan Issel vs. Georgia (2/16/1970)	40
Dan Issel vs. Navy (12/19/1969)	40
Louie Dampier vs. Illinois (12/5/1966)	40
Bob Burrow at Saint Louis (12/28/1955)	40
Bill Spivey vs. Xavier (2/13/1951)	40
Bill Spivey vs. Georgia Tech (2/18/1950)	40

By a Freshman —

1. Terrence Jones vs. Auburn (1/11/2011)	35
2. Doron Lamb vs. Winthrop (12/22/2010)	32
3. Jamal Mashburn vs. Georgia (2/3/1991)	31
4. Brandon Knight vs. West Virginia (3/19/2011)	30
5. Terrence Jones vs. Oklahoma (11/22/2010)	29
Eric Bledsoe vs. East Tennessee State (3/18/2010)	29
6. Rick Robey vs. Vanderbilt (3/1/1975)	28
7. Terrence Jones vs. Notre Dame (12/8/2010)	27
DeMarcus Cousins at South Carolina (1/26/10)	27
DeMarcus Cousins vs. Sam Houston (11/19/09)	27
Rodrick Rhodes vs. Georgia Tech (12/5/1992)	27
Ed Davender vs. East Tennessee St. (12/21/1984)	27
Sam Bowie vs. Ole Miss (2/29/1980)	27
Alex Groza at Temple (12/30/1944)	27
Jack Parkinson vs. Tulane (3/4/1944) [SEC]	27

By a Sophomore —

1. Kevin Grevey at Georgia (2/19/1973)	40
Bill Spivey vs. Georgia Tech (2/18/1950)	40
3. Tom Payne vs. LSU (2/20/1971)	39
4. Cotton Nash vs. Vanderbilt (2/19/1962)	38
5. LeRon Ellis vs. Northwestern State (12/7/1988)	37
Louie Dampier vs. Iowa State (12/9/1964)	37
Bill Spivey vs. Tennessee (3/4/1950) [SEC]	37

By a Junior —

1. Jodie Meeks at Tennessee (1/13/09)	54
2. Jodie Meeks vs. Appalachian St. (12/20/2008) [Freedom Hall]	46
3. Jodie Meeks at Arkansas (2/14/2009)	45
4. Melvin Turpin at Tennessee (1/31/1983)	42
Louie Dampier at Vanderbilt (2/2/1966)	42
Cliff Hagan vs. Tennessee (1/31/1952)	42

By a Senior —

1. Dan Issel at Ole Miss (2/7/1970)	53
2. Dan Issel at LSU (2/21/1970)	51
Cliff Hagan vs. Temple (12/5/1953)	51
4. Bob Burrow vs. LSU (1/14/1956)	50
5. Dan Issel at Alabama (2/23/1970)	47

MOST POINTS IN FIRST VARSITY GAME

[SINCE 1947-48]

Player, Opponent (Date)	Pts
1. Mike Casey vs. Michigan (12/2/1967)	28
2. Terrence Jones vs. East Tennessee State (11/12/2010)	25
Cotton Nash vs. Miami, Ohio (12/2/1961)	25
4. Eric Bledsoe vs. Morehead State (11/13/09)	24
5. Sam Bowie vs. Duke (11/17/1979)	22
6. Doron Lamb vs. East Tennessee State (11/12/2010)	20
Roger Newman vs. VMI (12/1/1960)	20
8. John Wall vs. Miami, Ohio (11/16/2009)	19
9. Rex Chapman vs. Austin Peay (11/29/1986)	18
Louie Dampier vs. Iowa (12/4/1964)	18
Dan Issel vs. Michigan (12/2/1967)	18

YEAR-BY-YEAR SCORING

Total Point Leaders

Year	Player	Class	G	Pts	Avg.	Year	Player	Class	G	Pts	Avg.
1922-23	Carl Riefkin	Jr.	13	133	10.2	1973-74	Kevin Grevey	Jr.	25	547	21.9
1923-24	Jim McFarland	So.	16	157	9.8	1974-75	Kevin Grevey	Sr.	31	730	23.6
1924-25	Jim McFarland	Jr.	20	143	7.2	1975-76	Jack Givens	So.	30	602	20.1
1925-26	Gayle Mohney	Jr.	18	200	11.1	1976-77	Jack Givens	Jr.	30	566	18.9
1926-27	Paul Jenkins	Jr.	16	98	6.1	1977-78	Jack Givens	Sr.	32	578	18.1
1927-28	Cecil Combs	So.	18	186	10.3	1978-79	Kyle Macy	Jr.	31	470	15.2
1928-29	Stan Milward	So.	17	116	6.8	1979-80	Kyle Macy	Sr.	35	540	15.4
1929-30	Cecil Combs	Sr.	19	125	6.6	1980-81	Sam Bowie	So.	28	488	17.4
1930-31	Carey Spicer	Sr.	18	190	10.6	1981-82	Derrick Hord	Jr.	30	490	16.3
1931-32	Aggie Sale	Jr.	17	235	13.8	1982-83	Melvin Turpin	Jr.	31	468	15.1
1932-33	Aggie Sale	Sr.	24	324	13.5	1983-84	Melvin Turpin	Sr.	34	518	15.2
1933-34	John "Frenchy" De Moisey	Sr.	17	212	12.5	1984-85	Kenny Walker	Jr.	31	710	22.9
1934-35	Leroy Edwards	So.	21	343	16.3	1985-86	Kenny Walker	Sr.	36	721	20.0
1935-36	Ralph Carlisle	So.	21	241	11.5	1986-87	Rex Chapman	Fr.	29	464	16.0
1936-37	Ralph Carlisle	Jr.	21	208	9.9	1987-88	Rex Chapman	So.	32	609	19.0
1937-38	Joe Hagan	Sr.	18	184	10.2	1988-89	LeRon Ellis	So.	32	511	16.0
1938-39	Fred Curtis	Sr.	20	183	9.2	1989-90	Derrick Miller	Sr.	28	538	19.2
1939-40	Mickey Rouse	Sr.	21	175	8.3	1990-91	John Pelphrey	Jr.	28	404	14.4
1940-41	Jim King	Jr.	25	151	6.0	1991-92	Jamal Mashburn	So.	36	767	21.3
1941-42	Marvin Akers	Jr.	25	190	7.6	1992-93	Jamal Mashburn	Jr.	34	714	21.0
1942-43	Milt Ticco	Sr.	23	233	10.1	1993-94	Tony Delk	So.	34	564	16.6
1943-44	Bob Brannum	Fr.	21	254	12.1	1994-95	Tony Delk	Jr.	33	551	16.7
1944-45	Jack Tingle	So.	26	293	11.3	1995-96	Tony Delk	Sr.	36	639	17.8
1945-46	Jack Parkinson	Jr.	30	339	11.3	1996-97	Ron Mercer	So.	40	725	18.1
1946-47	Alex Groza	So.	37	393	10.6	1997-98	Jeff Sheppard	Sr.	39	521	13.7
1947-48	Ralph Beard	Jr.	38	476	12.5	1998-99	Scott Padgett	Sr.	37	467	12.6
1948-49	Alex Groza	Sr.	34	698	20.5	1999-00	Jamaal Magloire	Sr.	33	435	13.2
1949-50	Bill Spivey	So.	30	578	19.3	2000-01	Keith Bogans	So.	34	577	17.0
1950-51	Bill Spivey	Jr.	33	635	19.2	2001-02	Tayshaun Prince	Sr.	32	560	17.5
1951-52	Cliff Hagan	Jr.	32	692	21.6	2002-03	Keith Bogans	Sr.	36	564	15.7
1953-54	Cliff Hagan	Sr.	25	600	24.0	2003-04	Gerald Fitch	Sr.	29	470	16.2
1954-55	Bob Burrow	Jr.	26	495	19.0	2004-05	Kelenna Azubuike	Jr.	34	499	14.7
1955-56	Bob Burrow	Sr.	25	528	21.1	2005-06	Rajon Rondo	So.	34	380	11.2
1956-57	Johnny Cox	So.	28	544	19.4	2006-07	Randolph Morris	Jr.	34	546	16.1
1957-58	Vernon Hatton	Sr.	29	496	17.1	2007-08	Joe Crawford	Sr.	30	538	17.9
1958-59	Johnny Cox	Sr.	27	485	17.9	2008-09	Jodie Meeks	Jr.	36	854	23.7
1959-60	Billy Ray Lickert	Jr.	20	288	14.4	2009-10	John Wall	Fr.	37	616	16.6
1960-61	Billy Ray Lickert	Sr.	28	450	16.0	2010-11	Brandon Knight	Fr.	38	657	17.3
1961-62	Cotton Nash	So.	26	608	23.4						
1962-63	Cotton Nash	Jr.	25	514	20.6						
1963-64	Cotton Nash	Sr.	27	648	24.0						
1964-65	Louie Dampier	So.	25	426	17.0						
1965-66	Pat Riley	Jr.	29	637	22.0						
1966-67	Louie Dampier	Sr.	26	537	20.6						
1967-68	Mike Casey	So.	27	541	20.1						
1968-69	Dan Issel	Jr.	28	746	26.6						
1969-70	Dan Issel	Sr.	28	948	33.9						
1970-71	Tom Parker	Jr.	28	492	17.6						
1971-72	Jim Andrews	Jr.	28	602	21.5						
1972-73	Jim Andrews	Sr.	28	562	20.1						

QUICKEST TO 1,000 POINTS

Name (Years)	Games to 1,000	Opp. (Date)
1. Cotton Nash (1962-64)	45	Florida (2-2-63)
2. Dan Issel (1968-70)	49	LSU (2-22-69)
3. Bob Burrow (1955-56)	51	Iowa (3-17-56)
4. Mike Casey (1968-69, 71)	51	Vandy (3-1-69)
5. Kevin Grevey (1973-75)	51	Florida (2-25-74)
6. Bill Spivey (1950-51)	52	Tenn. (2-17-51)
7. Louie Dampier (1965-67)	53	Duke (3-18-66)
8. Pat Riley (1965-67)	54	UTEP (3-19-66)
9. Cliff Hagan (1951-52, 54)	57	Duke (12-21-53)
10. Patrick Patterson (2008-09)	58	Creighton (3-23-09)

ALL-TIME LEADING SCORERS – VARSITY CAREER (THE 1,000-POINT CLUB)

	Player (Position)	Years	Seasons	Points	Games	Average
1.	Dan Issel (C)	3	1968-70	2,138	83	25.8
2.	Kenny Walker (F)	4	1983-86	2,080	132	15.8
3.	Jack Givens (F)	4	1975-78	2,038	123	16.6
4.	Keith Bogans (G)	4	2000-03	1,923	135	14.2
5.	Tony Delk (G)	4	1993-96	1,890	133	14.2
6.	Jamal Mashburn (F)	3	1991-93	1,843	98	18.8
7.	Kevin Grevey (F)	3	1973-75	1,801	84	21.4
8.	Tayshaun Prince (F)	4	1999-02	1,775	135	13.1
9.	Cotton Nash (C-F)	3	1962-64	1,770	78	22.6
10.	Alex Groza (C)	4	1945-47, 49	1,744	120	14.4
11.	Ed Davender (G)	4	1985-88	1,637	129	12.7
12.	Louie Dampier (G)	3	1965-67	1,575	80	19.7
13.	Patrick Patterson (F)	3	2008-10	1,564	97	16.1
14.	Mike Casey (G)	3	1968-69, 71	1,535	82	18.7
15.	Ralph Beard (G)	4	1946-49	1,517	139	10.8
16.	Melvin Turpin (C)	4	1981-84	1,509	123	12.3
17.	Cliff Hagan (C)	3	1951-52, 54	1,475	77	19.2
18.	Pat Riley (F)	3	1965-67	1,464	80	18.3
19.	Johnny Cox (F)	3	1957-59	1,461	84	17.3
20.	Joe Crawford (G)	4	2005-08	1,438	127	11.3
21.	Kyle Macy (G)	3	1978-80	1,411	98	14.4
22.	Winston Bennett (F)	4	1984-88	1,399	133	10.5
23.	Rick Robey (F-C)	4	1975-78	1,395	105	13.3
24.	Gerald Fitch (G)	4	2001-04	1,391	127	11.0
25.	Mike Phillips (C)	4	1975-78	1,367	120	11.4
26.	Mike Pratt (F)	3	1968-70	1,359	81	16.8
27.	Frank Ramsey (G)	3	1951-52, 54	1,344	91	14.7
28.	Ramel Bradley	4	2005-08	1,326	128	10.4
29.	Jim Andrews (C)	3	1971-73	1,320	80	16.5
30.	Sam Bowie (C-F)	3	1980-81, 84	1,285	86	14.7
31.	Jim Master (G)	4	1981-84	1,283	121	10.6
32.	John Pelphrey (F)	4	1988-92	1,257	114	11.0
33.	Scott Padgett (F)	4	1995-99	1,252	122	10.3
34.	Jodie Meeks (G)	3	2007-09	1,246	81	15.4
35.	Tom Parker (F)	3	1970-72	1,238	80	15.5
36.	Deron Feldhaus (F)	4	1988-92	1,232	124	9.6
37.	Derrick Hord (F)	4	1980-83	1,220	124	9.3
38.	Bill Spivey (C)	2	1950-51	1,213	63	19.3
39.	Chuck Hayes (F)	4	2002-05	1,211	134	9.0
40.	Rodrick Rhodes (F)	3	1993-95	1,208	99	12.2
41.	Wayne Turner (G)	4	1996-99	1,170	151	7.7
42.	Reggie Hanson (C)	4	1988-91	1,167	101	11.6
43.	Derrick Miller (G)	4	1987-90	1,156	105	11.0
44.	Vernon Hatton (G)	3	1956-58	1,153	76	15.1
45.	Wallace Jones (F)	4	1946-49	1,151	127	9.0
46.	Randolph Morris (C)	3	2005-07	1,123	89	12.6
47.	Jeff Sheppard (G)	4	1994-96, 98	1,091	134	8.1
48.	Bill Lickert (F-G)	3	1959-61	1,076	73	14.7
49.	Rex Chapman (G)	2	1987-88	1,073	61	17.6
50.	Dirk Minniefield (G)	4	1980-83	1,069	123	8.7
51.	Jamaal Magloire (C)	4	1997-00	1,064	145	7.3
52.	Erik Daniels (F)	4	2001-04	1,053	127	8.3
53.	Jim Line (F)	4	1947-50	1,041	135	7.7
54.	Bob Burrow (C)	2	1955-56	1,023	51	20.0
55.	Ron Mercer (G-F)	2	1996-97	1,013	76	13.3
56.	Jimmy Conner (F-G)	3	1973-75	1,009	85	11.9
57.	Bobby Watson (G)	3	1950-52	1,001	96	10.4

FIELD GOALS

TEAM RECORDS

Field Goals Made

Game: 60 vs. Georgia Tech (2-27-56)

Season: 1,238 (1996-97)

Field Goals Attempted

Game: 125 vs. Ole Miss (2-8-64)

Season: 3,465 (1947-48)

Highest Field Goal Percentage

First Half: .786 vs. Ole Miss (1-14-81) [11-of-14]

Second Half: .875 at Alabama (2-9-80) [14-of-16]

Game: .765 vs. Notre Dame (12-29-81) [13-of-17]

Season: .556 (1982-83)

INDIVIDUAL RECORDS

Field Goals Made

Game: 23, Dan Issel at Ole Miss (2-7-70)

Season: 369, Dan Issel (1969-70)

Career: 843, Jack Givens (1975-78)

Field Goals Attempted

Game: 42, Bill Spivey (2-18-50)

Season: 667, Dan Issel (1969-70)

Career: 1,638, Jack Givens (1975-78)

Highest Field Goal Percentage

Game (min. 10 made): 1.000, Rodney Dent vs. Morehead State (12-17-93) [12-of-12]; Kenny Walker vs. Western Kentucky (3-16-86) [11-of-11]

Season (min. 100 att.): .657, Michael Bradley (1998-99) [157-of-239]

Career (min. 400 att.): .602, Marquis Estill (2001-03) [365-of-606]

Longest Field Goal Made

Game: 63 feet, 7 inches, Cliff Barker vs. Vanderbilt (2-26-49 in Alumni Gym). (Other long shots on record include 53 ft. 9 in., Ralph Beard vs. Tennessee in 1947-48; 53 ft. 6 in., Linville Puckett vs. Mississippi State in 1953-54; 48 ft. 2 in., Red Hagan vs. Marquette in 1937-38; and 47-feet, Vernon Hatton vs. Temple [12-7-57] that tied the score at the end of the first overtime. UK later won the game in 3 overtimes, 85-83).

CAREER LEADERS

Field Goals Made

Player	Seasons	G	FGA	FGM
1. Jack Givens	1975-78	123	1,683	843
2. Dan Issel	1968-70	83	1,591	825
3. Kevin Grevey	1973-75	84	1,490	771
4. Kenny Walker	1983-86	132	1,339	765
5. Tony Deik	1993-96	133	1,441	683

6. Jamal Mashburn	1990-93	98	1,307	675
7. Keith Bogans	2000-03	135	1,535	671
8. Alex Groza	1947-49	120	1,514	667
9. Tayshaun Prince	1999-02	135	1,419	648
10. Mike Casey	1968-69, 71	82	1,341	647

Field Goals Attempted

Player	Seasons	G	FGM	FGA
1. Jack Givens	1975-78	123	843	1,683
2. Ralph Beard	1946-49	139	606	1,597
3. Dan Issel	1968-70	83	825	1,591
4. Alex Groza	1947-49	120	667	1,514
5. Cotton Nash	1962-64	78	645	1,548
6. Keith Bogans	2000-03	135	671	1,535
7. Kevin Grevey	1973-75	84	771	1,490
8. Tony Deik	1993-96	133	683	1,441
9. Johnny Cox	1957-59	84	564	1,425
10. Tayshaun Prince	1999-02	135	648	1,419

Field Goal Percentage (min. 400 att.)

Player	Seasons	FGM	FGA	Pct
1. Marquis Estill	2001-03	365	607	.6013
2. Charles Hurt	1980-83	303	511	.5930
3. Melvin Turpin	1981-84	626	1,059	.5911
4. Patrick Patterson	2008-10	617	1,054	.5854
5. Rick Robey	1975-78	533	917	.5812
6. Kenny Walker	1983-86	765	1,339	.5713
7. Andre Riddick	1992-95	265	465	.5699
8. Jim Andrews	1971-73	543	965	.5627
9. Nazr Mohammed	1996-98	335	606	.5528
10. Erik Daniels	2001-04	447	809	.5525

SINGLE-SEASON LEADERS

Field Goals Made

Player	Season	G	FGA	FGM
1. Dan Issel	1969-70	28	667	369
2. Kevin Grevey	1974-75	31	592	303
3. Ron Mercer	1996-97	40	603	297
4. Dan Issel	1968-69	28	534	285
5. Jamal Mashburn	1991-92	36	492	279
6. Pat Rife	1965-66	29	514	265
7. Cliff Hagan	1951-52	32	633	264
8. Jodie Meeks	2008-09	36	568	263
9. Kenny Walker	1985-86	36	447	260
10. Jamal Mashburn	1992-93	34	526	259
Alex Groza	1948-49	34	612	259

By a Freshman —

Player	Season	G	FGA	FGM
1. Brandon Knight	2010-11	38	513	217
2. Terrence Jones	2010-11	38	466	206
DeMarcus Cousins	2009-10	38	369	206
4. John Wall	2009-10	37	438	202
5. Chris Mills	1988-89	32	372	180

By a Sophomore —

Player	Season	G	FGA	FGM
1. Ron Mercer	1996-97	40	603	297
2. Jamal Mashburn	1991-92	36	492	279
3. Jack Givens	1975-76	30	494	243
4. Patrick Patterson	2008-09	34	398	240
5. Kevin Grevey	1972-73	28	441	236

By a Junior —

Player	Season	G	FGA	FGM
1. Dan Issel	1968-69	28	534	285
2. Pat Riley	1965-66	29	514	265
3. Cliff Hagan	1951-52	32	633	264
4. Jodie Meeks	2008-09	36	588	263
5. Jamal Mashburn	1992-93	34	526	259

By a Senior —

Player	Season	G	FGA	FGM
1. Dan Issel	1969-70	28	667	369
2. Kevin Grevey	1974-75	31	592	303
3. Kenny Walker	1985-86	36	447	260
4. Alex Groza	1948-49	34	612	259
5. Cotton Nash	1963-64	27	588	248

Field Goals Attempted

Player	Season	G	FGM	FGA
1. Dan Issel	1969-70	28	369	667
2. Cliff Hagan	1951-52	32	264	633
3. Bill Spivey	1950-51	33	252	632
4. Bill Spivey	1949-50	30	225	619
5. Alex Groza	1948-49	34	259	612
6. Ron Mercer	1996-97	40	297	603
7. Kevin Grevey	1974-75	31	303	592
8. Cotton Nash	1963-64	27	248	588
9. Jodie Meeks	2008-09	36	263	568
10. Ralph Beard	1947-48	38	194	536

By a Freshman —

Player	Season	G	FGM	FGA
1. Brandon Knight	2010-11	38	217	513
2. Terrence Jones	2010-11	38	206	466
3. John Wall	2009-10	37	202	438
4. Rex Chapman	1986-87	29	173	390
5. Chris Mills	1988-89	32	180	372

By a Sophomore —

Player	Season	G	FGM	FGA
1. Bill Spivey	1949-50	30	225	619
2. Ron Mercer	1996-97	40	297	603
3. Jack Givens	1975-76	30	243	494
4. Jamal Mashburn	1991-92	36	279	492
5. Antoine Walker	1995-96	36	228	492

By a Junior —

Player	Season	G	FGM	FGA
1. Cliff Hagan	1951-52	32	264	633
2. Bill Spivey	1950-51	33	252	632
3. Jodie Meeks	2008-09	36	263	568
4. Ralph Beard	1947-48	38	194	536
5. Dan Issel	1968-69	28	285	534

By a Senior —

Player	Season	G	FGM	FGA
1. Dan Issel	1969-70	28	369	667
2. Alex Groza	1948-49	34	259	612
3. Kevin Grevey	1974-75	31	303	592
4. Cotton Nash	1963-64	27	248	588
5. Bobby Watson	1951-52	32	184	517

Field Goal Percentage (min. 150 attempts)

Player	Season	FGM	FGA	Pct
1. Michael Bradley	1998-99	157	239	.657
2. Rick Robey	1977-78	167	363	.635
3. Charles Hurt	1982-83	102	162	.630
4. Marquis Estill	2001-02	111	178	.624
5. Melvin Turpin	1982-83	192	311	.617
6. Josh Harrellson	2010-11	127	208	.611
7. Patrick Patterson	2008-09	240	398	.603
8. Nazr Mohammed	1997-98	190	318	.597
9. Mike Phillips	1977-78	125	210	.595
10. Melvin Turpin	1983-84	224	378	.593

By a Freshman —

57.4	Patrick Patterson (162-282)	2008
------	-----------------------------	------

By a Sophomore —

65.7	Michael Bradley (157-239)	1999
------	---------------------------	------

By a Junior —

62.4	Marquis Estill (111-178)	2002
------	--------------------------	------

By a Senior —

63.5	Rick Robey (167-363)	1978
------	----------------------	------

SINGLE-GAME LEADERS

Field Goals Made

Player, Opponent (Date)	FGM
1. Dan Issel at Ole Miss (2-7-70)	23
2. Dan Issel at Alabama (2-23-70)	19

Dan Issel at LSU (2-21-70)	19
Bob Burrow vs. LSU (1-14-56)	19
5. Melvin Turpin vs. Georgia (3-8-84)	18
Melvin Turpin at Tennessee (1-31-84)	18
Jack Givens vs. Duke (3-27-78)	18
Dan Issel at Vanderbilt (3-1-69)	18
Louie Dampier at Vanderbilt (2-2-66)	18
10. 10 players with	17

FIELD GOALS ATTEMPTED

Player, Opponent (Date)	FGA
1. Bill Spivey vs. Georgia Tech (2-18-50)	42
2. Bill Spivey vs. Xavier (2-13-51)	41

Field Goal Percentage (min. 10 attempts)

Player, Opponent (Date)	FGM
1. Rodney Dent vs. Morehead St. (12-17-93) [12-of-12]	1.000
Kenny Walker vs. Western Ky. (3-16-86) [11-of-11]	1.000
3. Jack Givens at Mississippi State (1-31-77) [11-of-12]	.917
Rick Robey vs. Miami, Ohio (12-10-75) [11-of-12]	.917
5. Jared Prickett vs. UT-Martin (11-26-94) [10-of-11]	.909
Travis Ford vs. Wake Forest (3-25-93) [10-of-11]	.909
LeRon Ellis vs. Austin Peay (12-27-88) [10-of-11]	.909
Bob Guyette at LSU (1-5-74) [10-of-11]	.909
9. Scott Padgett vs. Western Carolina (2-6-97) [9-of-10]	.900
Jack Givens vs. Alabama (2-20-78) [9-of-10]	.900
Mike Phillips vs. LSU (1-14-78) [9-of-10]	.900
Larry Johnson at Florida (1-24-76) [9-of-10]	.900
DeMarcus Cousins vs. Wake Forest (3-201-10) [9-of-10]	.900

YEAR-BY-YEAR FIELD GOAL PERCENTAGE

Year	Player	Class	FGM	FGA	Pct.	Year	Player	Class	FGM	FGA	Pct.
1946-47	James Line	Fr.	86	209	.411	1979-80	Sam Bowie	Fr.	165	311	.531
1947-48	Alex Groza	Jr.	200	530	.377	1980-81	Dirk Minniefield	So.	118	213	.554
1948-49	Alex Groza	Sr.	259	612	.423	1981-82	Melvin Turpin	So.	160	275	.582
1949-50	James Line	Sr.	155	369	.420	1982-83	Charles Hurt	Sr.	102	162	.630
1950-51	Bill Spivey	Jr.	252	632	.399	1983-84	Melvin Turpin	Sr.	224	378	.593
1951-52	Cliff Hagan	Jr.	264	633	.417	1984-85	Kenny Walker	Jr.	246	440	.559
1953-54	Cliff Hagan	Sr.	234	514	.455	1985-86	Kenny Walker	Sr.	260	447	.582
1954-55	Bob Burrow	Jr.	198	473	.419	1986-87	Rob Lock	Jr.	91	161	.565
1955-56	Vernon Hatton	So.	123	249	.494	1987-88	Rob Lock	Sr.	123	219	.562
1956-57	Vernon Hatton	Jr.	112	255	.439	1988-89	LeRon Ellis	So.	200	385	.519
1957-58	Vernon Hatton	Sr.	192	458	.419	1989-90	Reggie Hanson	Jr.	165	332	.497
1958-59	Bennie Coffman	Jr.	110	216	.509	1990-91	Deron Feldhaus	Jr.	106	203	.522
1959-60	Billy Ray Lickert	Jr.	110	274	.401	1991-92	Jamal Mashburn	So.	279	492	.567
1960-61	Billy Ray Lickert	Sr.	166	395	.420	1992-93	Travis Ford	Jr.	129	245	.527
1961-62	Larry Pursiful	Sr.	204	400	.510	1993-94	Andre Riddick	Jr.	117	207	.565
1962-63	Don Rolfes	So.	68	134	.507	1994-95	Andre Riddick	Sr.	68	123	.553
1963-64	Larry Conley	So.	114	231	.493	1995-96	Walter McCarty	Sr.	152	280	.543
1964-65	Louie Dampier	So.	171	334	.512	1996-97	Jared Prickett	Sr.	116	211	.550
1965-66	Louie Dampier	Jr.	249	482	.516	1997-98	Nazr Mohammed	Jr.	190	318	.597
1966-67	Cliff Berger	Jr.	98	176	.556	1998-99	Michael Bradley	So.	157	239	.657
1967-68	Mike Casey	So.	231	474	.489	1999-00	Jamaal Magloire	Sr.	148	296	.500
1968-69	Mike Pratt	Jr.	173	321	.539	2000-01	Marquis Estill	So.	85	141	.603
1969-70	Dan Issel	Sr.	369	667	.553	2001-02	Marquis Estill	Jr.	111	178	.624
1970-71	Kent Hollenbeck	Jr.	113	212	.533	2002-03	Marquis Estill	Sr.	169	288	.587
1971-72	Jim Andrews	Jr.	236	409	.577	2003-04	Erik Daniels	Sr.	201	346	.581
1972-73	Jim Andrews	Sr.	243	434	.560	2004-05	Randolph Morris	Fr.	105	199	.528
1973-74	Bob Guyette	Jr.	138	248	.557	2005-06	Randolph Morris	So.	110	181	.608
1974-75	Rick Robey	Fr.	135	248	.544	2006-07	Randolph Morris	Jr.	202	341	.592
1975-76	Mike Phillips	So.	199	367	.542	2007-08	Perry Stevenson	So.	69	120	.575
1976-77	Rick Robey	Jr.	158	276	.573	2008-09	Patrick Patterson	So.	240	398	.603
1977-78	Rick Robey	Sr.	167	263	.635	2009-10	Patrick Patterson	Jr.	215	374	.575
1978-79	LaVon Williams	Jr.	119	219	.543	2010-11	Josh Harrellson	Sr.	127	208	.611

FREE THROWS

TEAM RECORDS

Most Free Throws Made

Game: 46 at Vanderbilt (1-7-63)

Season: 666 (1978-79)

Most Free Throws Attempted

Game: 56 vs. Mississippi State (2-12-79)

Season: 971 (2009-10)

Highest Free Throw Percentage

Game (min. 10 att.): 1.000 vs. Mississippi State (2-8-83) [19-of-19]; vs. Duke (3-3-30) [19-of-19]; at Ole Miss (1-28-89) [13-of-13]; vs. Georgia (3-13-88) [12-of-12]; vs. Auburn (2-27-93) [11-of-11]; at Vanderbilt (3-2-74) [11-of-11]; vs. Alabama (2-1-34) [11-of-11]; at Alabama (1-18-89) [10-of-10]; vs. Austin Peay (12-19-09) [18-18]
Season: .776 (1978-79) [666-of-858]

Fewest Free Throws Attempted

Game: 1 vs. Auburn (3-10-84); at Tennessee (1-5-80); vs. Georgia (2-8-75)

INDIVIDUAL RECORDS

Free Throws Made

Game: 18, Dwight Anderson vs. Miss. State (1-15-79)

Season: 218, Kenny Walker (1984-85)

Career: 550, Kenny Walker (1983-86)

Free Throws Attempted

Game: 24, Cliff Hagan vs. Temple (12-18-54)

Season: 284, Kenny Walker (1984-85)

Career: 733, Kenny Walker (1983-86)

Highest Free Throw Percentage

Game (min. 10 att.): 1.000, (31 times), most by Louie Dampier vs. Oregon State (12-22-66); last by Brandon Knight vs. Indiana (12/11/10) [10-10]

Game (min. 15 att.): .944, Cliff Hagan vs. Ole Miss (1-2-52) [17-of-18]

Season (min. 50 att.): .912, Kyle Macy (1979-80) [104-of-114]

Career (min. 200 att.): .890, Jodie Meeks (2007-09) [299-336]; Kyle Macy (1978-80) [331-of-372]

7.	Rodrick Rhodes	1993-95	99	480	365
8.	Jack Givens	1975-78	132	441	352
9.	Frank Ramsey	1951-52, 54	91	518	346
10.	Jamal Mashburn	1991-93	98	495	345

Free Throws Attempted

	Player	Seasons	G	FTM	FTA
1.	Kenny Walker	1983-86	132	550	733
2.	Dan Issel	1968-70	83	488	661
3.	Cotton Nash	1962-64	78	480	652
4.	Alex Groza	1947-49	120	410	548
5.	Ed Davender	1985-88	129	438	553
6.	Frank Ramsey	1951-52, 54	91	346	518



Kenny Walker owns many of Kentucky's free-throw records, including most career free throws made. Walker made 550 shots from the charity stripe over his four-year career.

CAREER LEADERS

Free Throws Made

	Player	Seasons	G	FTA	FTM
1.	Kenny Walker	1983-86	132	733	550
2.	Dan Issel	1968-70	83	661	488
3.	Cotton Nash	1962-64	78	652	480
4.	Ed Davender	1985-88	129	553	438
5.	Alex Groza	1947-49	120	548	410
6.	Winston Bennett	1984-86, 88	133	516	368



Jodie Meeks holds the school record with a career .890 FT pct.

7.	Winston Bennett	1984-86	88	133	368	516
8.	Jamal Mashburn	1991-93	98	345	495	
9.	Ralph Beard	1946-49	139	305	489	
10.	Cliff Hagan	1951-52	54	77	341	487

Free Throw Percentage (min. 200 att.)

	Player	Seasons	FTM	FTA	Pct
1.	Jodie Meeks	2007-09	299	336	.890
2.	Kyle Macy	1978-80	331	372	.890
3.	Travis Ford	1993-94	239	271	.882
4.	Jim Master	1981-84	259	305	.849
5.	Richie Farmer	1989-92	207	247	.838
6.	Louie Dampier	1965-67	297	356	.834
7.	Anthony Epps	1994-97	208	254	.819
8.	Larry Pursiful	1960-62	214	263	.814
9.	Ramel Bradley	2004-08	325	404	.804
10.	Tom Parker	1970-72	180	225	.800

SINGLE-SEASON LEADERS

Free Throws Made

	Player	Season	G	FTA	FTM
1.	Kenny Walker	1984-85	31	284	218
2.	Jodie Meeks	2008-09	36	234	211
3.	Dan Issel	1969-70	28	275	210
4.	Kenny Walker	1985-86	36	263	201
5.	Alex Groza	1948-49	34	248	180

6.	Dan Issel	1968-69	28	232	176
7.	John Wall	2009-10	37	232	175
8.	Rodrick Rhodes	1993-94	33	215	167
9.	Cotton Nash	1961-62	26	218	166
10.	Cliff Hagan	1951-52	32	235	164

Free Throws Attempted

	Player	Season	G	FTM	FTA
1.	Kenny Walker	1984-85	31	218	284
2.	Dan Issel	1969-70	28	210	275
3.	DeMarcus Cousins	2009-10	38	162	268
4.	Kenny Walker	1985-86	36	201	263
5.	Alex Groza	1948-49	34	180	248
6.	Cotton Nash	1962-63	25	162	236
7.	Cliff Hagan	1951-52	32	164	235
8.	Jodie Meeks	2008-09	36	211	234
9.	Dan Issel	1968-69	28	176	232
	John Wall	2009-10	37	175	232

Free Throw Percentage (min. 50 att.)

	Player	Season	FTM	FTA	Pct
1.	Kyle Macy	1980	104	114	.912
2.	Travis Ford	1994	103	113	.912
3.	Jodie Meeks	2009	211	234	.902
4.	Jodie Meeks	2007	61	68	.897
5.	Jim Master	1982	95	106	.896
6.	Kyle Macy	1978	115	129	.892
7.	Gimel Martinez	1992	68	77	.883
8.	Kent Hollenbeck	1971	82	93	.882
9.	Bennie Coffman	1960	67	76	.882
10.	Travis Ford	1993	104	118	.881

Consecutive Free Throws Made

	Player (Seasons)	FT
1.	Travis Ford (1992-93 to 1993-94)	50
2.	Jim Master (1981-82)	40
3.	Jodie Meeks (2008-09)	36
4.	Ed Davender (1987-88)	33
5.	Kyle Macy (1978-79 to 1979-80)	32

SINGLE-GAME LEADERS

Free Throws Made

	Player, Opponent (Date)FTM	
1.	Dwight Anderson vs. Mississippi State (2-12-79)	18
2.	Cotton Nash at Vanderbilt (1-8-62)	17
	Roger Newman vs. Ohio State (3-18-61)	17
	Cliff Hagan vs. Temple (12-5-53)	17
	Cliff Hagan vs. Ole Miss (1-3-52)	17
6.	Rodrick Rhodes vs. Ole Miss (1-18-95)	16
	Jamal Mashburn vs. Eastern Kentucky (12-8-92)	16
	Kenny Walker vs. Alabama (3-8-86)	16
	Scotty Baesler at Vanderbilt (1-7-63)	16
10.	eight players with	14

Free Throw Attempted

Player, Opponent (Date)FTA

1. Cliff Hagan vs. Temple (12-5-53)24
2. Dwight Anderson vs. Mississippi State (2-12-79)23
3. Roger Newman vs. Ohio State (3-18-61)22
4. Alex Groza vs. Tulane (3-5-49)21
5. Heshimu Evans vs. Ole Miss (3-5-99)20
- Rodrick Rhodes vs. Ole Miss (1-18-95).....20
- Kenny Walker vs. Kansas (12-31-84)20
- Jim Andrews vs. Kentucky (1-10-72)20
- Dan Issel vs. Notre Dame (12-27-69)20
- Dan Issel vs. Navy (12-19-69).....20

Free Throw Percentage (min. 12 attempts)

Player, Opponent (Date) Pct

1. Jodie Meeks at Tennessee (1-13-09) [14-of-14]1.000
- Ramel Bradley vs. Gardner-Webb (11-7-07) [14-of-14]1.000
- Louie Dampier vs. Oregon St. (12-22-66) [14-of-14]1.000
- Travis Ford vs. Ohio State (12-22-93) [13-of-13]1.000
- Louie Dampier vs. Florida (1-30-65) [13-of-13].....1.000
- Jodie Meeks vs. West Virginia (11-29-08) [12-of-12]1.000
- Kyle Macy vs. Vanderbilt (1-19-80) [12-of-12].....1.000
- Rick Robey vs. Vanderbilt (3-1-75) [12-of-12].....1.000
- Kevin Grevey at Georgia (2-19-73) [12-of-12].....1.000
- Dan Issel vs. Miami, Ohio (3-15-69) [12-of-12].....1.000
- Cotton Nash vs. Notre Dame (12-29-62) [12-of-12]1.000
- Larry Pursiful vs. Kansas St. (12-23-61) [12-of-12]1.000
- Johnny Cox vs. Maryland (12-15-56) [12-of-12]1.000
- Phil Grawemeyer vs. Florida (2-3-55) [12-of-12].....1.000

YEARLY LEADERS

Free Throw Percentage (min. 50 att.)

Year	Player	CL	FT	FTA	Pct
1945-46	Wilbur Schu	Sr.	58	82	.707
1946-47	Kenneth Rollins	Jr.	86	107	.803
1947-48	Kenneth Rollins	Jr.	67	92	.728
1948-49	Alex Groza	Sr.	180	248	.725
1949-50	Bill Spivey	So.	128	176	.727
1950-51	Shelby Linville	Jr.	53	70	.757
1951-52	Cliff Hagan	Jr.	164	235	.697
1953-54	Bill Evans	Jr.	49	63	.778
1954-55	Bill Evans	Sr.	81	109	.743
1955-56	Bob Burrow	Sr.	114	171	.667
	Vernon Hatton	So.	100	150	.667
1956-57	Johnny Cox	So.	138	180	.766
1957-58	Vernon Hatton	Sr.	112	144	.777
1958-59	Don Mills	Jr.	101	122	.827
1959-60	Bennie Coffman	Sr.	67	76	.882
1960-61	Larry Pursiful	Jr.	99	118	.838
1961-62	Larry Pursiful	Sr.	89	109	.816
1962-63	Scotty Baesler	Sr.	59	69	.855
1963-64	Terry Mobley	Jr.	43	56	.767
1964-65	Louie Dampier	So.	84	100	.840
1965-66	Tommy Kron	Sr.	57	67	.851

Year	Player	CL	FT	FTA	Pct
1966-67	Louie Dampier	Sr.	99	119	.831
1967-68	Mike Casey	So.	79	96	.823
1968-69	Dan Issel	Jr.	176	232	.759
1969-70	Dan Issel	Sr.	210	275	.764
1970-71	Kent Hollenbeck	Jr.	82	93	.882
1971-72	Ronnie Lyons	So.	70	80	.875
1972-73	Mike Flynn	So.	55	75	.733
1973-74	Kevin Grevey	Jr.	83	100	.830
1974-75	Rick Robey	Fr.	51	63	.810
1975-76	Jack Givens	So.	116	140	.829
1976-77	Jack Givens	Jr.	94	113	.832
1977-78	Kyle Macy	So.	115	129	.892
1978-79	Kyle Macy	Jr.	112	129	.868
1979-80	Kyle Macy	Sr.	104	114	.912
1980-81	Dirk Minniefield	So.	55	63	.873
1981-82	Jim Master	So.	95	106	.896
1982-83	Derrick Hord	Sr.	65	79	.823
1983-84	Jim Master	Sr.	60	74	.811
1984-85	Kenny Walker	Jr.	218	284	.768
1985-86	Ed Davender	So.	104	131	.794
1986-87	Ed Davender	Jr.	107	145	.738
1987-88	Ed Davender	Sr.	149	171	.871
1988-89	Reggie Hanson	So.	57	76	.750
1989-90	Richie Farmer	So.	50	59	.847
1990-91	Richie Farmer	Jr.	64	76	.842
1991-92	Gimel Martinez	So.	68	77	.883
1992-93	Travis Ford	Jr.	104	118	.881
1993-94	Travis Ford	Sr.	103	113	.912
1994-95	Anthony Epps	So.	58	80	.850
1995-96	Tony Delk	Sr.	88	110	.800
1996-97	Anthony Epps	Sr.	75	90	.833
1997-98	Scott Padgett	Jr.	87	102	.853
1998-99	Heshimu Evans	Sr.	94	128	.734
1999-00	Desmond Allison	So.	53	68	.779
2000-01	Tayshaun Prince	Jr.	97	115	.843
2001-02	Chuck Hayes	Fr.	48	65	.738
2002-03	Chuck Hayes	So.	82	104	.788
2003-04	Kelenna Azubuike	So.	58	76	.763
2004-05	Chuck Hayes	Sr.	81	111	.730
2005-06	Ramel Bradley	So.	46	59	.780
2006-07	Jodie Meeks	Fr.	61	68	.897
2007-08	Ramel Bradley	Sr.	142	171	.830
2008-09	Jodie Meeks	Jr.	211	234	.902
2009-10	John Wall	Fr.	175	232	.754
2010-11	Darius Miller	Jr.	58	68	.853

THREE-POINT FIELD GOALS

TEAM RECORDS

Most 3-point Field Goals Made

Game: 21 vs. North Carolina (12-27-89) [21-of-48]

Season: 340, 1992-93 [340-of-862 in 34 games]

Most 3-point Field Goals Attempted

Game: 53 vs. UL Lafayette (12-23-89) [15-of-53]

Season: 888, 1991-92 [317-of-888 in 36 games]

Highest 3-point Field Goal Pct.

Game (min. 10 made): .667 vs. Wake Forest (3-25-93) [16-of-24]

Game (min. 20 made): .571 vs. LSU (3-4-95) [20-of-35]

Season: .397, 1995-96 [266-of-670 in 36 games]

Individual Records

Most 3-point Field Goals Made

Half: 7, Jodie Meeks at Tennessee (1/13/09); Tayshaun Prince vs. North Carolina (12-8-01); Derrick Miller vs. Kansas (12-9-89)

Game: 10, Jodie Meeks at Tennessee (1/13/09) [10-of-15]

Season: 117, Jodie Meeks (12/08-09) [117-of-288]

Career: 283, Tony Delk (1993-96) [283-of-712]

Most 3-point Field Goals Attempted

Game: 19, Derrick Miller vs. Kansas (12-8-90) [8-of-19]

Season: 289, Derrick Miller (1989-90) [99-of-289]

Career: 712, Tony Delk (1993-96) [283-of-712]

Highest 3-point Field Goal Pct.

Game (min. 5 made): 1.000, Ramel Bradley vs. South Carolina (1-26-08) [5-of-5]; Keith Bogans vs. Tulane (12-10-02) [5-of-5]; Tayshaun Prince vs. South Carolina (2-3-01) [5-of-5]; Jamal Mashburn vs. Wake Forest (3-25-93) [5-of-5]

Season (min. 75 att.): .532, Cameron Mills (1996-97) [42-of-79]

Season (min. 100 att.): .529, Travis Ford (1992-93) [101-of-191]

Career (min. 150 att.): .474, Cameron Mills (1995-98) [81-of-171]

CAREER LEADERS

3-point Field Goals Made

Player	Years	Pct	3FGA	3FG
1. Tony Delk	1993-96	.398	712	283
2. Keith Bogans	2000-03	.342	743	254
3. Tayshaun Prince	1999-02	.329	621	204
4. Gerald Fitch	2001-04	.396	502	199
5. Derrick Miller	1986-90	.358	533	191
6. Travis Ford	1992-94	.445	427	190
7. Joe Crawford	2004-08	.350	532	186
8. Jodie Meeks	2007-09	.386	459	177
Ramel Bradley	2004-08	.355	499	177
10. John Pelphrey	1989-92	.370	433	160

3-point Field Goals Attempted

Player	Years	Pct	3FG	3FGA
1. Keith Bogans	2000-03	.342	254	743
2. Tony Delk	1993-96	.398	283	712
3. Tayshaun Prince	1999-02	.329	204	621
4. Derrick Miller	1986-90	.358	191	533
5. Joe Crawford	2004-08	.350	186	532
6. Gerald Fitch	2001-04	.396	199	502
7. Ramel Bradley	2004-08	.355	177	499
8. Jodie Meeks	2007-09	.386	177	459
9. John Pelphrey	1989-92	.370	160	433
10. Jeff Brassow	1990-94	.357	153	428

3-point Field Goals Percentage

(min. 150 att.)

Player	Years	3FG	3FGA	Pct
1. Cameron Mills	1995-98	81	171	.4737
2. Travis Ford	1992-94	190	427	.4450
3. Rex Chapman	1987-88	134	335	.4000
4. Derek Anderson	1994-96	61	153	.3987
5. Tony Delk	1993-96	283	712	.3975
6. Gerald Fitch	2001-04	199	502	.3964
Anthony Epps	1994-97	155	391	.3964
8. Jeff Sheppard	1994-98	128	330	.3879
9. Jodie Meeks	2007-09	177	459	.3856
10. Patrick Sparks	2005-06	151	397	.3804

SINGLE-SEASON LEADERS

3-point Field Goals Made

Player	Year	Pct	3FGA	3FG
1. Jodie Meeks	2008-09	.406	288	117
2. Travis Ford	1992-93	.529	191	101
3. Derrick Miller	1989-90	.332	298	99
4. Tony Delk	1993-94	.374	254	95
5. Tony Delk	1995-96	.443	210	93
6. Brandon Knight	2010-11	.377	231	87
7. Patrick Sparks	2004-05	.376	218	82
8. Keith Bogans	2002-03	.383	209	80
9. Gerald Fitch	2003-04	.401	197	79
10. Tony Delk	1994-95	.391	197	77
11. Keith Bogans	2000-01	.361	205	74
12. Jeff Sheppard	1997-98	.376	189	71
13. Ramel Bradley	2006-07	.367	188	69
Patrick Sparks	2005-06	.385	179	69
Anthony Epps	1996-97	.388	178	69
16. Doron Lamb	2010-11	.486	140	68
Rex Chapman	1986-87	.386	176	68
18. Jamal Mashburn	1992-93	.439	180	66
Rex Chapman	1987-88	.415	159	66
20. Tayshaun Prince	2001-02	.340	191	65

3-point Field Goals Attempted

Player	Year	Pct	3FG	3FGA
1. Derrick Miller	1989-90	.332	99	298
2. Jodie Meeks	2008-09	.406	117	288
3. Tony Delk	1993-94	.374	95	254
4. Brandon Knight	2010-11	.377	87	231
5. Patrick Sparks	2004-05	.376	82	218
6. Tony Delk	1995-96	.443	93	210
7. Keith Bogans	2002-03	.383	80	209
8. Keith Bogans	2000-01	.361	74	205
9. Gerald Fitch	2003-04	.401	79	197
10. Tony Delk	1994-95	.391	77	197
11. Travis Ford	1992-93	.529	101	191
Tayshaun Prince	2001-02	.340	65	191
13. Jeff Sheppard	1997-98	.376	71	189
14. Ramel Bradley	2006-07	.367	69	188
Dale Brown	1992-93	.340	64	188
16. Joe Crawford	2006-07	.350	63	180
Jamal Mashburn	1992-93	.439	66	180
18. Patrick Sparks	2005-06	.385	69	179
Tayshaun Prince	2000-01	.358	64	179
20. Anthony Epps	1996-97	.388	69	178

**Highest 3-point Field Goal Percentage
(min. 100 att.)**

Player	Year	3FG	3FGA	Pct
1. Travis Ford	1992-93	101	191	.529
2. Doron Lamb	2010-11	68	140	.486
3. Darius Miller	2010-11	58	131	.443
Tony Delk	1995-96	93	210	.443
5. Jamal Mashburn	1991-92	58	132	.439
6. Rex Chapman	1987-88	66	159	.415
7. Jeff Brassow	1993-94	46	112	.411
8. Anthony Epps	1995-96	43	105	.410
9. Jodie Meeks	2008-09	117	288	.406
10. Gerald Fitch	2003-04	79	197	.401

SINGLE-GAME HIGHS

3-point Field Goals Made

Player	Opp (Date)	3FGA	3FG
1. Jodie Meeks	at Tennessee (1-13-09)	15	10
2. Tony Delk	TCU (1-20-96)	12	9
3. Jodi Meeks	App. State (12-20-08)	14	9
Eric Bledsoe	E. Tennessee St (3-18-10)	11	9
4. Cameron Mills	Florida (2-1-98)	14	8
Derrick Miller	Tennessee (1-20-90)	13	8
Derrick Miller	N. Carolina (12-27-89)	16	8
Derrick Miller	Kansas (12-9-89)	19	8

3-POINT FIELD GOALS ATTEMPTED

Player	Opp (Date)	3FG	3FGA
1. Derrick Miller	Kansas (12-9-89)	8	19
2. Derrick Miller	Tenn. Tech (12-6-89)	7	18
3. Derrick Miller	LSU (2-15-90)	7	16

Derrick Miller	N. Carolina (12-27-89)	7	16
Derrick Miller	UL Lafayette (12-23-89)	7	16
6. Jodie Meeks	at Tennessee (1/13/09)	10	15
Jodie Meeks	Tennessee St. (12/22/09)	8	15
Jamal Mashburn	S. Carolina (1-4-92)	5	15
Derrick Miller	Vanderbilt (2-7-90)	6	15
Derrick Miller	Ole Miss (1-27-90)	4	15

Consecutive Games with 3-point Field Goal

Player	Streak
1. Tony Delk	34 (32 in 1993-94, 2 in 1994-95)
2. Travis Ford	32 (27 in 1992-93, 5 in 1993-94)
3. Keith Bogans	29 (3 in 2001-02, 27 in 2002-03)
4. Jodie Meeks	27 (1 in 2007-08, 26 in 2008-09)
5. Darius Miller	25 (25 in 2010-11 and counting)

YEARLY LEADERS

3-point Field Goals Made

Year	Player	CL	3FG	3FGA	Pct
1986-87	Derrick Miller	Fr.	35	81	.432
1987-88	Rex Chapman	So.	66	159	.415
1988-89	Derrick Miller	Jr.	54	139	.388
1989-90	John Pelphrey	So.	44	120	.367
1990-91	John Pelphrey	Jr.	62	164	.378
1991-92	Jamal Mashburn	So.	58	132	.439
1992-93	Travis Ford	Jr.	101	191	.529
1993-94	Jeff Brassow	Sr.	46	112	.411
1994-95	Tony Delk	Jr.	77	197	.391
1995-96	Tony Delk	Sr.	93	210	.443
1996-97	Cameron Mills	Jr.	42	79	.532
1997-98	Cameron Mills	Sr.	38	87	.437
1998-99	Scott Padgett	Sr.	61	160	.381
1999-00	Tayshaun Prince	So.	46	150	.307
2000-01	Keith Bogans	So.	74	205	.361
2001-02	Tayshaun Prince	Sr.	65	191	.340
2002-03	Gerald Fitch	Jr.	61	147	.415
2003-04	Gerald Fitch	Sr.	79	197	.401
2004-05	Patrick Sparks	Jr.	82	218	.376
2005-06	Patrick Sparks	Sr.	69	179	.385
2006-07	Ramel Bradley	Jr.	69	188	.367
2007-08	Ramel Bradley	Sr.	58	153	.379
2008-09	Jodie Meeks	Jr.	117	288	.406
2009-10	Darnell Dodson	So.	50	144	.347
2010-11	Brandon Knight	Fr.	87	231	.377

REBOUNDING

TEAM RECORDS

Most Rebounds

Game: 108 vs. Ole Miss (2-8-64)

Season: 2,109 (1950-51)

Highest Rebounding Average

Season: 64.6 (1955-56) [1,680 in 26 games]

Highest Rebounding Margin

Season: 21.5 (1955-56)

INDIVIDUAL RECORDS

Most Rebounds

Game: 34, Bob Burrow vs. Temple (12-10-55);

Bill Spivey vs. Xavier (2-13-51)

Season: 567, Bill Spivey (1950-51)

Career: 1,078, Dan Issel (1968-70)

Highest Rebounding Average

Season: 17.7, Bob Burrow (1954-55) [459 in 26 games]

Career: 16.1, Bob Burrow (1955-56) [823 in 51 games]

CAREER LEADERS

Rebounds

Player	Seasons	G	Avg	Reb
1. Dan Issel	1968-70	83	13.0	1,078
2. Frank Ramsey	1951-52, 54	91	11.4	1,038
3. Cliff Hagan	1951-52, 54	77	13.4	1,035
4. Johnny Cox	1957-59	84	12.0	1,004
5. Cotton Nash	1962-64	78	12.3	962
6. Kenny Walker	1983-86	132	7.1	942
7. Chuck Hayes	2002-05	134	6.8	910
8. Sam Bowie	1980-81, 84	96	8.8	843
9. Rick Robey	1975-78	105	8.0	838
10. Bob Burrow	1955-56	51	16.1	823

Rebounding Average (min. 60 games)

Player	Seasons	G	Reb	Avg
1. Cliff Hagan	1951-52, 54	77	1,035	13.4
2. Dan Issel	1968-70	83	1,078	13.0
3. Cotton Nash	1962-64	78	962	12.3
4. Johnny Cox	1957-59	84	1,004	12.0
5. Frank Ramsey	1951-52, 54	91	1,038	11.4
6. Ed Beck	1956-58	78	783	10.0
7. Phil Grawemeyer	1953-56	71	703	9.9
8. Jim Andrews	1971-73	80	783	9.8
9. Don Mills	1957-59	71	669	9.4
10. Bill Spivey	1949-51	63	567	9.0

SINGLE-SEASON LEADERS

Rebounds

Player	Season	G	Avg	Reb
1. Bill Spivey	1950-51	33	17.2	567
2. Cliff Hagan	1951-52	32	16.5	528
3. Bob Burrow	1954-55	26	17.7	459
4. Frank Ramsey	1950-51	34	12.8	434
5. Frank Ramsey	1951-52	32	12.0	383
6. Dan Issel	1968-69	28	13.6	381
7. Ed Beck	1956-57	27	14.1	380
8. DeMarcus Cousins	2009-10	38	9.8	374
9. Dan Issel	1969-70	28	13.2	369
10. Johnny Cox	1957-58	29	12.6	365

Rebounding Average

Player	Season	G	Reb	Avg
1. Bob Burrow	1954-55	26	459	17.7
2. Bill Spivey	1950-51	33	567	17.2
3. Cliff Hagan	1951-52	32	528	16.5
4. Bob Burrow	1955-56	25	364	14.6
5. Ed Beck	1956-57	27	380	14.1
6. Dan Issel	1968-69	28	381	13.6
7. Cliff Hagan	1953-54	25	338	13.5
8. Cotton Nash	1961-62	26	345	13.3
9. Dan Issel	1969-70	28	369	13.2
10. Don Mills	1959-60	25	323	12.9

SINGLE-GAME HIGHS

Rebounds


Player	Opp (Date)	Reb
1. Bob Burrow	Temple (12-10-55)	34
Bill Spivey	Xavier (2-13-51)	34
3. Cotton Nash	Ole Miss (2-8-64)	30
Cotton Nash	Temple (12-18-61)	30
5. Dan Issel	LSU (2-22-69)	29
6. Mike Phillips	Tennessee (1-10-76)	28
7. Dan Issel	Xavier (11-30-68)	24
Dan Issel	Florida (12-4-67)	24
Don Mills	Southern California (12-5-59)	24

YEARLY LEADERS

Rebounding

Year	Player	CL	G	Reb	Avg
1950-51	Bill Spivey	Jr.	33	567	17.2
1951-52	Cliff Hagan	Jr.	32	528	16.5
1953-54	Cliff Hagan	Sr.	25	338	13.5
1954-55	Bob Burrow	Jr.	26	459	17.7
1955-56	Bob Burrow	Sr.	25	364	14.6
1956-57	Ed Beck	Jr.	27	380	14.1
1957-58	Johnny Cox	Jr.	29	365	12.6
1958-59	Johnny Cox	Sr.	27	329	12.2
1959-60	Don Mills	Sr.	25	323	12.9
1960-61	Roger Newman	Sr.	28	265	9.5
1961-62	Cotton Nash	So.	26	345	13.2
1962-63	Cotton Nash	Jr.	25	300	12.0
1963-64	Cotton Nash	Sr.	27	317	11.7
1964-65	John Adams	Sr.	25	214	8.6
1965-66	Pat Riley	Jr.	29	259	8.9
1966-67	Thad Jaracz	Jr.	26	215	8.3
1967-68	Dan Issel	So.	27	328	12.1
1968-69	Dan Issel	Jr.	28	381	13.6
1969-70	Dan Issel	Sr.	28	369	13.2
1970-71	Tom Payne	So.	28	283	10.1
1971-72	Jim Andrews	Jr.	28	315	11.3
1972-73	Jim Andrews	Sr.	28	348	12.4
1973-74	Bob Guyette	Jr.	26	205	7.9
1974-75	Rick Robey	Fr.	31	214	6.9
1975-76	Mike Phillips	So.	30	295	9.8
1976-77	Rick Robey	Jr.	30	273	9.1
1977-78	Rick Robey	Sr.	32	261	8.2
1978-79	LaVon Williams	Jr.	31	213	6.9
1979-80	Sam Bowie	Fr.	34	276	8.1
1980-81	Sam Bowie	So.	28	254	9.1
1981-82	Melvin Turpin	So.	30	212	7.1
1982-83	Melvin Turpin	Jr.	31	195	6.3
1983-84	Sam Bowie	Sr.	34	313	9.2
1984-85	Kenny Walker	Jr.	31	315	10.2
1985-86	Kenny Walker	Sr.	36	276	7.7
1986-87	Richard Madison	Jr.	29	216	7.4
1987-88	Winston Bennett	Sr.	33	258	7.8
1988-89	Chris Mills	Fr.	32	277	8.7
1989-90	Reggie Hanson	Jr.	28	200	7.1
1990-91	Reggie Hanson	Sr.	28	201	7.2
1991-92	Jamal Mashburn	So.	36	281	7.8
1992-93	Jamal Mashburn	Jr.	34	284	8.3
1993-94	Jared Prickett	So.	33	232	7.0
1994-95	Mark Pope	Jr.	33	271	6.3
1995-96	Antoine Walker	So.	36	302	8.4
1996-97	Jared Prickett	Sr.	38	225	5.9

1997-98	Nazr Mohammed	Jr.	39	282	7.2
1998-99	Scott Padgett	Sr.	37	217	5.9
1999-00	Jamaal Magloire	Sr.	33	300	9.1
2000-01	Tayshaun Prince	Jr.	34	221	6.5
2001-02	Tayshaun Prince	Sr.	32	202	6.3
2002-03	Chuck Hayes	So.	36	244	6.8
2003-04	Chuck Hayes	Jr.	32	260	8.1
2004-05	Chuck Hayes	Sr.	34	263	7.7
2005-06	Rajon Rondo	So.	34	209	6.1
2006-07	Randolph Morris	Jr.	34	264	7.8
2007-08	Patrick Patterson	Fr.	25	192	7.7
2008-09	Patrick Patterson	So.	34	316	9.3
2009-10	DeMarcus Cousins	Fr.	38	374	9.8
2010-11	Terrence Jones	Fr.	38	336	8.8



Despite measuring in at just 6-6, Chuck Hayes led the Cats in rebounding for three consecutive seasons.

ASSISTS

TEAM RECORDS

Most Assists

Game: 35 vs. San Jose State (3-14-96)

Season: 783 (1995-96)

INDIVIDUAL RECORDS

Most Assists

Game: 16, John Wall vs. Hartford (12-29-09)

Season: 241, John Wall (2009-10)

Career: 646, Dirk Minniefield (1980-83)

Most Assists Per Game

Season: 6.4, Roger Harden (1985-86) [282 in 36 games]

Career: 5.3, Sean Woods (1990-92) [482 in 91 games]

CAREER LEADERS

Assists

Player	Seasons	G	Avg	Asst
1. Dirk Minniefield	1980-83	123	5.3	646
2. Anthony Epps	1994-97	141	3.9	544
3. Roger Harden	1983-86	122	4.1	498
4. Wayne Turner	1996-99	151	3.3	494
5. Sean Woods	1990-92	91	5.3	482
6. Kyle Macy	1978-80	98	4.8	470
7. Cliff Hawkins	2001-04	126	3.7	468
8. Ed Davender	1985-88	129	3.4	436
9. Travis Ford	1992-94	100	4.3	428
10. Saul Smith	1998-01	143	2.5	363
11. John Pelphrey	1989-92	114	2.9	327
12. Larry Johnson	1974-77	112	2.8	319
13. Ramel Bradley	2004-08	128	2.5	316
14. Keith Bogans	2000-03	135	2.3	314
15. Dickey Beal	1981-84	111	2.7	301

Assists Per Game (min. 60 games)

Player	Seasons	G	Asst	Avg.
1. Sean Woods	1990-92	91	482	5.30
2. Dirk Minniefield	1980-83	123	646	5.25
3. Kyle Macy	1978-80	98	470	4.80
4. Travis Ford	1992-94	100	428	4.28
5. Rajon Rondo	2005-06	68	285	4.19
6. Roger Harden	1983-86	122	498	4.08
7. Anthony Epps	1994-97	141	544	3.86
8. Cliff Hawkins	2001-04	126	468	3.71
9. Larry Conley	1964-66	81	293	3.62
10. Ed Davendar	1988-89	129	436	3.38

SINGLE-SEASON LEADERS

Assists

Player	Season	G	Avg	Asst
1. John Wall	2009-10	37	6.50	241
2. Roger Harden	1985-86	36	6.4	232
3. Anthony Epps	1996-97	40	4.8	193
Travis Ford	1993-94	33	5.9	193
5. Dirk Minniefield	1981-82	30	6.3	188
6. Dirk Minniefield	1982-83	31	5.8	181
7. Kyle Macy	1977-78	32	5.6	178
8. Anthony Epps	1995-96	36	4.9	175
9. Wayne Turner	1997-98	39	4.4	173
10. Rajon Rondo	2005-06	34	4.9	167
Sean Woods	1991-92	36	4.6	167
12. Cliff Hawkins	2003-04	32	5.2	166
Travis Ford	1992-93	34	4.9	166
14. Sean Woods	1989-90	28	5.9	164
15. Kyle Macy	1979-80	35	4.7	163
16. Brandon Knight	2010-11	38	4.2	159
17. Sean Woods	1990-91	27	5.6	151
Dirk Minniefield	1980-81	28	5.4	151
19. Sean Sutton	1988-89	31	4.6	146
20. John Pelphrey	1991-92	36	4.0	145
Wayne Turner	1998-99	37	3.9	145

Assists Per Game

Player	Seasons	G	Asst	Avg
1. John Wall	2009-10	37	241	6.50
2. Roger Harden	1985-86	36	232	6.44
3. Dirk Minniefield	1981-82	30	188	6.27
4. Sean Woods	1989-90	28	164	5.86
5. Travis Ford	1993-94	33	193	5.85
6. Dirk Minniefield	1982-83	31	181	5.84
7. Sean Woods	1990-91	27	151	5.59
8. Kyle Macy	1977-78	32	178	5.56
9. Dirk Minniefield	1980-81	28	151	5.39
10. Cliff Hawkins	2003-04	32	166	5.19

SINGLE-GAME HIGHS

Assists

	Player	Opp (Date)	Asst
1.	John Wall	Hartford (12-29-09)	16
2.	Travis Ford	Eastern Kentucky (12-8-93)	15
3.	John Wall	UNC Asheville (11-30-09)	14
	Dickey Beal	BYU (3-17-84)	14
	Dirk Minniefield	Villanova (12-4-82)	14
6.	Anthony Epps	LSU (3-4-95)	13
	Rodrick Rhodes	Morehead State (12-19-92)	13
	Dirk Minniefield	Auburn (2-3-82)	13
	Dirk Minniefield	Mississippi State (1-23-80)	13
10.	Rajon Rondo	Ole Miss (2-22-06)	12
	Allen Edwards	South Carolina (1-13-98)	12
	Anthony Epps	Marshall (12-19-95)	12
	Anthony Epps	South Carolina (2-1-95)	12
	Travis Ford	LSU (2-15-94)	12
	Sean Woods	Tennessee Tech (12-6-89)	12
	Roger Harden	Tennessee (2-28-85)	12

SINGLE-SEASON LEADERS

Assists

Year	Player	CL	G	Asst	Avg
1961-62	Scotty Baesler	Jr.	26	112	4.3
1962-63	Cotton Nash	Jr.	25	66	2.6
1963-64	Larry Conley	So.	27	112	4.2
1964-65	Larry Conley	Jr.	25	81	3.2
1965-66	Larry Conley	Sr.	29	100	3.4
1966-67	Pat Riley	Sr.	26	68	2.6
1967-68	Mike Pratt	So.	27	82	3.0
1968-69	Mike Casey	Jr.	28	129	4.6
1969-70	Mike Pratt	Sr.	28	99	3.5
1970-71	Larry Steele	Sr.	24	93	3.9
1971-72	Stan Key	Sr.	28	89	3.2
1972-73	Jimmy Dan Conner	So.	28	83	3.0
1973-74	Mike Flynn	Jr.	26	83	3.2
1974-75	Jimmy Dan Conner	Sr.	31	106	3.4
	Mike Flynn	Sr.	31	106	3.4
1975-76	Larry Johnson	Jr.	30	98	3.3
1976-77	Larry Johnson	Sr.	30	143	4.8
1977-78	Kyle Macy	So.	32	178	5.6
1978-79	Kyle Macy	Jr.	31	129	4.2
1979-80	Kyle Macy	Sr.	35	163	4.7
1980-81	Dirk Minniefield	So.	28	151	5.4
1981-82	Dirk Minniefield	Jr.	30	188	6.3
1982-83	Dirk Minniefield	Sr.	31	181	5.8
1983-84	Dickey Beal	Sr.	30	133	4.4
1984-85	Roger Harden	Jr.	30	142	4.7
1985-86	Roger Harden	Sr.	36	232	6.4

1986-87	Rex Chapman	Fr.	29	103	3.6
1987-88	Ed Davender	Sr.	33	131	4.0
1988-89	Sean Sutton	So.	31	146	4.7
1989-90	Sean Woods	So.	28	164	5.9
1990-91	Sean Woods	Jr.	27	151	5.6
1991-92	Sean Woods	Sr.	36	167	4.6
1992-93	Travis Ford	Jr.	34	166	4.9
1993-94	Travis Ford	Sr.	33	193	5.8
1994-95	Anthony Epps	So.	33	138	4.2
1995-96	Anthony Epps	Jr.	36	175	4.9
1996-97	Anthony Epps	Sr.	40	193	4.8
1997-98	Wayne Turner	Jr.	39	173	4.4
1998-99	Wayne Turner	Sr.	37	145	3.9
1999-00	Saul Smith	Jr.	33	115	3.5
2000-01	Saul Smith	Sr.	34	134	3.9
2001-02	Cliff Hawkins	So.	32	136	4.3
2002-03	Cliff Hawkins	Jr.	29	111	3.8
2003-04	Cliff Hawkins	Sr.	32	166	5.2
2004-05	Patrick Sparks	Jr.	34	122	3.6
2005-06	Rajon Rondo	So.	34	167	4.9
2006-07	Ramel Bradley	Jr.	34	129	3.8
2007-08	Ramel Bradley	Sr.	30	101	3.7
2008-09	DeAndre Liggins	Fr.	33	92	2.8
	Michael Porter	Jr.	36	92	2.6
2009-10	John Wall	Fr.	37	241	6.5
2010-11	Brandon Knight	Fr.	38	159	4.2



John Wall set the UK single-season assist record (241) as well as the single-game record (16).

BLOCKS

TEAM RECORDS

Most Blocks

Game: 17 vs. Morehead State (11-20-97)

Season: 273 (2009-10)

INDIVIDUAL RECORDS

Most Blocks

Game: 9, Andre Riddick vs. LSU (3-14-93);

Sam Bowie vs. Vanderbilt (2-21-81)

Season: 83, Andre Riddick (1993-94);

Melvin Turpin (1982-83)

Career: 268, Jamaal Magloire (1997-00)

Most Blocks Per Game

Season: 2.86, Sam Bowie (1980-81) [80 in 28 games]

Career: 2.27, Sam Bowie (1980-81, 84) [218 in 96 games]

CAREER LEADERS

Blocks

	Player	Seasons	G	Avg	Blks
1.	Jamaal Magloire	1997-00	145	1.8	268
2.	Melvin Turpin	1981-84	123	1.8	226
3.	Sam Bowie	1980-81, 84	96	2.3	218
4.	Andre Riddick	1992-95	126	1.7	212
5.	Perry Stevenson	2007-10	134	1.2	159
6.	Jules Camara	1999-00, 02-03	136	1.1	155
7.	Patrick Patterson	2008-10	97	1.6	152
8.	Marquis Estill	2001-03	100	1.4	143
9.	Tayshaun Prince	1999-02	135	1.1	142
10.	Nazr Mohammed	1996-98	94	1.4	135

Blocks Per Game (min. 75 blocks)

	Player	Seasons	G	Blks	Avg
1.	Sam Bowie	1980-81, 84	96	218	2.271
2.	Jamaal Magloire	1997-00	145	268	1.848
3.	Melvin Turpin	1981-84	123	226	1.837
4.	Andre Riddick	1992-95	126	212	1.683
5.	Patrick Patterson	2008-10	97	152	1.567
6.	Nazr Mohammed	1996-98	94	135	1.436
7.	Marquis Estill	2001-03	100	143	1.430
8.	Mark Pope	1995-96	69	82	1.188
9.	Perry Stevenson	2007-10	138	159	1.152
10.	Reggie Hanson	1988-91	101	119	1.178

SINGLE-SEASON LEADERS

Blocks

	Player	Season	G	Avg	Blks
1.	Andre Riddick	1993-94	34	2.4	83
	Melvin Turpin	1982-83	31	2.7	83

3.	Sam Bowie	1980-81	28	2.9	80
4.	Jamaal Magloire	1996-97	40	2.0	79
5.	Nazr Mohammed	1997-98	39	1.9	75
6.	Sam Bowie	1979-80	34	2.1	73
7.	Terrence Jones	2010-11	38	1.9	72
8.	Patrick Patterson	2008-09	34	2.1	70
	Randolph Morris	2006-07	34	2.1	70
10.	DeMarcus Cousins	2009-10	38	1.8	67
	Perry Stevenson	2008-09	36	1.9	67
	Melvin Turpin	1981-82	30	2.2	67

Blocks Per Game (min. 30 blocks)

	Player	Season	G	Blks	Avg
1.	Sam Bowie	1980-81	28	80	2.857
2.	Melvin Turpin	1982-83	31	83	2.677
3.	Andre Riddick	1993-94	34	83	2.441
4.	Melvin Turpin	1981-82	30	67	2.233
5.	Sam Bowie	1979-80	34	73	2.147
6.	Patrick Patterson	2008-09	34	70	2.058
	Randolph Morris	2006-07	34	70	2.058
8.	Jamaal Magloire	1996-97	40	79	1.975
9.	Jamaal Magloire	1998-99	34	66	1.941
10.	Nazr Mohammed	1997-98	39	75	1.923

SINGLE-GAME HIGHS

Blocks

	Player	Opp (Date)	Blks
1.	Andre Riddick	LSU (3-14-93)	9
	Sam Bowie	Vanderbilt (2-21-81)	9
3.	Patrick Patterson	Georgia (3-4-09)	8
	Andre Riddick	Morehead State (12-17-93)	8
5.	Perry Stevenson	Miami (OH) (11-15-06)	7
	Andre Riddick	Arkansas (3-12-94)	7
	Andre Riddick	Ole Miss (1-29-92)	7
	Andre Riddick	Eastern Kentucky (1-18-92)	7
9.	Josh Harrellson	Pennsylvania (1-3-11)	6
	Perry Stevenson	Indiana (12-13-08)	6
	Perry Stevenson	Ole Miss (2-27-08)	6
	Shagari Alleyne	Morehead State (12-8-04)	6
	Chuck Hayes	LSU (2-15-03)	6
	Tayshaun Prince	LSU (2-9-02)	6
	Marquis Estill	Mississippi State (1-5-02)	6
	Jamaal Magloire	Maryland (12-12-98)	6
	Jamaal Magloire	Wright State (11-23-98)	6
	Jamaal Magloire	UCLA (3-20-98)	6
	Nazr Mohammed	UCLA (3-20-98)	6
	Jamaal Magloire	Alabama (2-19-97)	6

Jamaal Magloire	Wright State (12-6-96)	6
Mark Pope	Georgia (2-14-96)	6
Walter McCarty	TCU (1-20-96)	6
Walter McCarty	Ole Miss (1-6-96)	6
Anthony Epps	Marshall (12-19-95)	6
Andre Riddick	Ole Miss (3-3-93)	6
Reggie Hanson	Auburn (1-24-90)	6
Melvin Turpin	Auburn (2-12-83)	6
Melvin Turpin	Florida (1-17-83)	6
DeMarcus Cousins	Georgia (3-3-10)	6

SINGLE-SEASON LEADERS

Blocks

Year	Player	CL	G	Blks	Avg
1978-79	Freddie Cowan	So.	31	36	1.2
1979-80	Sam Bowie	Fr.	34	73	2.1
1980-81	Sam Bowie	So.	28	80	2.9
1981-82	Melvin Turpin	So.	30	67	2.2
1982-83	Melvin Turpin	Jr.	31	83	2.7
1983-84	Sam Bowie	Sr.	34	65	1.9
1984-85	Kenny Walker	Jr.	31	37	1.2
1985-86	Kenny Walker	Sr.	36	43	1.2
1986-87	Rob Lock	Jr.	29	31	1.1
1987-88	Rob Lock	Sr.	33	32	1.0
1988-89	LeRon Ellis	So.	32	35	1.1
1989-90	Reggie Hanson	Jr.	28	40	1.4
1990-91	Reggie Hanson	Sr.	28	53	1.9
1991-92	Andre Riddick	Fr.	28	33	1.2
1992-93	Andre Riddick	So.	31	52	1.7
1993-94	Andre Riddick	Jr.	34	83	2.4
1994-95	Andre Riddick	Sr.	33	44	1.3
1995-96	Walter McCarty	Sr.	36	51	1.4
1996-97	Jamaal Magloire	Fr.	40	79	2.0
1997-98	Nazr Mohammed	Jr.	39	75	1.9
1998-99	Jamaal Magloire	Jr.	34	66	1.9
1999-00	Jamaal Magloire	Sr.	33	57	1.7
2000-01	Tayshaun Prince	Jr.	34	37	1.1
2001-02	Marquis Estill	Jr.	32	43	1.3
	Tayshaun Prince	Sr.	32	43	1.3
2002-03	Marquis Estill	Sr.	36	64	1.8
	Tayshaun Prince	Sr.	32	43	1.3
2003-04	Chuck Hayes	Jr.	32	45	1.4
2004-05	Shagari Alleyne	So.	29	44	1.5
2005-06	Randolph Morris	So.	21	24	1.1
2006-07	Randolph Morris	Jr.	34	70	2.1
2007-08	Perry Stevenson	So.	31	46	1.5
2008-09	Patrick Patterson	So.	34	70	2.1
2009-10	DeMarcus Cousins	Fr.	38	67	1.8
2010-11	Terrence Jones	Fr.	38	72	1.9



Jamaal Magloire owns the school record for blocks with 268.

STEALS

TEAM RECORDS

Most Steals

Game: 23 vs. Tennessee-Martin (11-26-94); vs. Mississippi State (1-9-91)
Season: 480 (1996-97)

INDIVIDUAL RECORDS

Most Steals

Game: 8, Rajon Rondo vs. Mississippi State (2-19-05); Wayne Turner vs. George Washington (11-24-97)
Season: 87, Rajon Rondo (2004-05)
Career: 238, Wayne Turner (1996-99)

Most Steals Per Game

Season: 2.56, Rajon Rondo (2004-05) [87 in 34 games]
Career: 2.29, Rajon Rondo (2005-06) [156 in 68 games]

3.	Rodrick Rhodes	1993-94	33	2.3	76
4.	Cliff Hawkins	2003-04	32	2.3	74
5.	Rajon Rondo	2005-06	34	2.0	69
	Kyle Macy	1978-79	31	2.2	69
7.	Anthony Epps	1996-97	40	1.7	68
8.	Tony Delk	1995-96	36	1.9	67
9.	Jared Prickett	1996-97	38	1.7	66
	Ron Mercer	1996-97	40	1.7	66
	John Wall	2009-10	38	1.8	66

CAREER LEADERS

Steals

Player	Seasons	G	Avg	Stls	
1.	Wayne Turner	1996-99	151	1.6	238
2.	Tony Delk	1993-96	133	1.5	201
3.	Cliff Hawkins	2001-04	126	1.6	199
4.	Ed Davender	1985-88	129	1.5	191
5.	Jared Prickett	1993-97	143	1.3	187
6.	Anthony Epps	1994-97	141	1.3	184
7.	John Pelphrey	1989-92	114	1.5	173
8.	Chuck Hayes	2002-05	134	1.3	170
9.	Rodrick Rhodes	1993-95	99	1.6	163
10.	Rajon Rondo	2005-06	68	2.3	156
	Dirk Minniefield	1980-83	123	1.3	156

STEALS PER GAME (MIN. 75 STEALS)

Player	Seasons	G	Stls	Avg	
1.	Rajon Rondo	2005-06	68	156	2.294
2.	Derek Anderson	1996-97	55	98	1.782
3.	Rodrick Rhodes	1993-95	99	163	1.646
4.	Sean Woods	1990-92	91	144	1.582
5.	Cliff Hawkins	2001-04	126	199	1.579
6.	Wayne Turner	1996-99	151	238	1.576
7.	Jamal Mashburn	1991-93	98	153	1.561
8.	John Pelphrey	1989-92	114	173	1.518
9.	Reggie Hanson	1988-91	101	153	1.515
10.	Tony Delk	1993-96	133	201	1.511

SINGLE-SEASON LEADERS

Steals

Player	Season	G	Avg	Stls	
1.	Rajon Rondo	2004-05	34	2.6	87
2.	Wayne Turner	1996-97	40	2.0	79



Wayne Turner is the Wildcats' career leader with 238 steals.

STEALS PER GAME (MIN. 30 STEALS)

Player	Season	G	Stls	Avg
1. Rajon Rondo	2004-05	34	87	2.559
2. Cliff Hawkins	2003-04	32	74	2.313
3. Rodrick Rhodes	1993-94	33	76	2.303
4. Kyle Macy	1978-79	31	69	2.226
5. Reggie Hanson	1989-90	28	61	2.179
John Pelphrey	1991-92	28	61	2.179
7. Rajon Rondo	2005-06	34	69	2.029
8. Wayne Turner	1996-97	40	79	1.975
9. Tony Delk	1993-94	34	64	1.882
10. Tony Delk	1995-96	36	67	1.861

SINGLE-GAME HIGHS

Steals

Player	Opp (Date)	Stls
1. Rajon Rondo	Mississippi State (2-19-05)	8
Wayne Turner	George Washington (11-24-97)	8
3. Jared Prickett	Tennessee (3-12-93)	7
Reggie Hanson	Ole Miss (2-16-91)	7
John Pelphrey	LSU (2-15-90)	7
Winston Bennett	Mississippi State (1-16-85)	7

SINGLE-SEASON LEADERS

Steals

Year	Player	CL	G	Stls	Avg
1978-79	Kyle Macy	Jr.	31	69	2.2
1979-80	Kyle Macy	Sr.	35	58	1.7
1980-81	Dirk Minniefield	So.	28	35	1.3
1981-82	Dirk Minniefield	Jr.	30	42	1.4
1982-83	Dirk Minniefield	Sr.	31	45	1.5
1983-84	Kenny Walker	So.	34	31	0.9

1984-85	Ed Davender	Fr.	31	33	1.1
1985-86	Ed Davender	So.	36	59	1.6
1986-87	James Blackmon	Sr.	29	50	1.7
1987-88	Rex Chapman	So.	32	53	1.7
1988-89	Reggie Hanson	So.	29	47	1.6
1989-90	Reggie Hanson	Jr.	28	61	2.2
	John Pelphrey	So.	28	61	2.2
1990-91	Sean Woods	Jr.	27	50	1.9
1991-92	Jamal Mashburn	So.	36	61	1.7
	John Pelphrey	Sr.	36	61	1.7
1992-93	Travis Ford	Jr.	34	56	1.6
1993-94	Rodrick Rhodes	So.	33	76	2.3
1994-95	Tony Delk	Jr.	33	53	1.6
1995-96	Tony Delk	Sr.	36	67	1.9
1996-97	Wayne Turner	So.	40	79	2.0
1997-98	Wayne Turner	Jr.	39	62	1.6
1998-99	Wayne Turner	Sr.	37	57	1.5
1999-00	Keith Bogans	Fr.	33	47	1.4
2000-01	Saul Smith	Sr.	34	51	1.5
2001-02	Cliff Hawkins	So.	32	48	1.5
2002-03	Keith Bogans	Sr.	36	42	1.2
	Chuck Hayes	So.	36	42	1.2
	Cliff Hawkins	Jr.	29	42	1.4
2003-04	Cliff Hawkins	Sr.	32	74	2.3
2004-05	Rajon Rondo	Fr.	34	87	2.6
2005-06	Rajon Rondo	So.	34	69	2.0
2006-07	Ramel Bradley	Jr.	34	44	1.3
2007-08	Ramel Bradley	Sr.	31	48	1.5
2008-09	Jodie Meeks	Jr.	36	48	1.3
2009-10	John Wall	Fr.	38	66	1.8
2010-11	DeAndre Liggins	Jr.	38	46	1.2



Rajon Rondo set a new season steals record as a freshman in 2004-05 with 87 grabs.

MISCELLANEOUS

TEAM RECORDS

Most Games Played

Season: 40 (1996-97)

Most Wins

Season: 36 (1947-48) [36-3]

Fewest Wins

Season (20 or more games): 13

(1966-67, 1973-74 and 1988-89)

Longest Win Streak

Overall: 32 (Dec. 5, 1953 to Jan. 8, 1955)

SEC: 51 (Jan. 28, 1950 to Jan. 8, 1955)

Longest Home Win Streak

Overall: 129 (Jan. 4, 1943 to Jan. 8, 1955)

SEC: 70 (Jan. 21, 1939 to Jan. 8, 1955)

Most Losses

Season: 19 (1988-89) [13-19]

Fewest Losses

Season: 0, 1911-12 [9-0] and 1953-54 [25-0]

Longest Losing Streak

Overall: 9 (1922-23)

SEC: 6 (1988-89)

Most Personal Fouls

Game: 41 vs. Tennessee (1-21-92); vs. Ohio (1-12-48)

Season: 837 (1991-92)

Fewest Personal Fouls

Season: 307 (1944-45)

INDIVIDUAL RECORDS

Most Games Played

Season: 40, Anthony Epps, Jamaal Magloire, Ron Mercer and Wayne Turner (1996-97)

Career: 151, Wayne Turner (1996-99)

Career (SEC): 72, Kenny Walker (1983-86)

Most Games Started

Season: 40, Ron Mercer (1996-97)

Career: 136, Ralph Beard (1946-49)

Most Consecutive Games Started

Career: 110, Chuck Hayes (Feb. 19, 2002 to Mar. 27, 2005);

Alex Groza (Nov. 28, 1946 to Mar. 26, 1949)

Career (SEC): 54, Dan Issel (1968-70); Mike Pratt (1968-70);

Jack Givens (1975-78)

Most Wins

Career: 132, Wayne Turner (1996-99)

CAREER LEADERS

Double-Doubles

Player	Seasons	G	DD
1. Dan Issel	1968-70	83	64
2. Cotton Nash	1962-64	78	44
3. Jim Andrews	1971-73	80	43
4. Kenny Walker	1983-86	132	31
Tom Parker	1970-72	80	31
6. Patrick Patterson	2008-10	97	30
Rick Robey	1975-78	105	30
8. Mike Pratt	1968-70	81	29
9. Sam Bowie	1980-81, 84	96	27
10. Jamal Mashburn	1991-93	98	26

30-Point Games

Player	Seasons	G	30+
1. Dan Issel	1968-70	83	31
2. Cotton Nash	1962-64	78	21
3. Louie Dampier	1965-67	80	12
4. Kevin Grevey	1973-75	84	11
5. Kenny Walker	1983-86	132	9
6. Cliff Hagan	1951-54	77	8
7. Jodie Meeks	2007-09	81	7
Jamal Mashburn	1991-93	98	7
Jim Andrews	1971-73	80	7
Bob Burrow	1955-56	51	7
Alex Groza	1945-49	120	7

Games Played

Player	Seasons	G
1. Wayne Turner	1996-99	151
2. Jamaal Magloire	1997-00	145
3. Saul Smith	1998-01	143
Jared Prickett	1993-97	143
5. Anthony Epps	1994-97	141
6. Ralph Beard	1946-49	139
7. Jules Camara	1999-00, 02-03	136
8. Keith Bogans	2000-03	135
Tayshaun Prince	1999-02	135
Jim Line	1947-50	135

Games Started

Player	Seasons	GS
1. Ralph Beard	1946-49	136
2. Keith Bogans	2000-03	122
3. Chuck Hayes	2002-05	111
4. Alex Groza	1947-49	110
5. Ed Davender	1985-88	109
Tayshaun Prince	1999-02	109
7. Gerald Fitch	2000-03	107

Dirk Minniefield	1980-83	107
9. Tony Delk	1993-96	103
Kenny Walker	1983-86	103

SINGLE-SEASON LEADERS

Double-Doubles

Player	Season	G	DD
1. Dan Issel	1969-70	28	26
2. Dan Issel	1968-69	28	22
3. Jim Andrews	1972-73	28	21
4. DeMarcus Cousins	2009-10	38	20
5. Jim Andrews	1971-72	28	19
6. Cotton Nash	1961-62	26	18
7. Dan Issel	1967-68	27	16
8. Patrick Patterson	2008-09	34	15
Jamaal Magloire	2099-00	33	15
Tom Parker	1971-72	27	15

30-Point Games

Player	Season	G	30+
1. Dan Issel	1969-70	28	19
2. Dan Issel	1968-69	28	10
3. Cotton Nash	1963-64	27	9
Cotton Nash	1961-62	26	9
5. Jodie Meeks	2008-09	36	7
6. Louie Dampier	1966-67	26	6
Bob Burrow	1955-56	25	6
Alex Groza	1948-49	34	6
9. Kenny Walker	1984-85	31	5
Kevin Grevey	1974-75	31	5
Jim Andrews	1971-72	28	5
Cliff Hagan	1951-52	32	5

SINGLE-GAME HIGHS

Triple-Doubles

Player	Opp (Date)	P	R	A
1. Chris Mills	Austin Peay (12-27-88)	19	10	10



Anthony Epps was one of four players to play in a school-record 40 games in the 1996-97 season.

STREAKS

ALL-TIME WINNING STREAKS

Overall

No.	Began	Ended
32	Dec. 5, 1953 vs. Temple, 86-59	Jan. 8, 1955 vs. Georgia Tech, 58-59
27	Dec. 2, 1995 vs. Indiana, (N) 89-82	Mar. 10, 1996 vs. Mississippi State, (N) 73-84
26	Jan. 28, 1946 vs. Georgia Tech, 54-26	Dec. 30, 1946 vs. Oklahoma State, (N) 31-37
26	Dec. 30, 2002 vs. Tennessee State, 115-87	Mar. 29, 2003 vs. Marquette, (N) 69-83
25	Feb. 27, 1965 vs. Tennessee, 61-60	Mar. 5, 1966 at Tennessee, 62-69
24	Feb. 6, 1933 vs. Mexico, 81-22	Feb. 24, 1934 vs. Florida, (N) 32-38
23	Jan. 2, 1952 vs. Ole Miss, 116-58	Mar. 22, 1952 vs. St. John's, (N) 57-64
21	Jan. 11, 1949 vs. Bowling Green, (N) 63-61	Mar. 31, 1949 vs. Loyola, Chicago, (N) 56-67
21	Dec. 30, 1950 vs. Syracuse, (N) 69-59	Mar. 3, 1951 vs. Vanderbilt, (N) 57-61
19	Nov. 13, 2009 vs. Morehead State, 75-59	Jan. 26, 2010 at South Carolina, 62-68
18	Feb. 5, 1948 at Alabama, 41-31	Mar. 31, 1948 vs. Phillips Oilers, (N) 49-53
16	Mar. 1, 1958 at Tennessee, 77-66	Jan. 6, 1959 at Vanderbilt, 66-75
16	Dec. 11, 1961 vs. St. Louis, 86-77	Feb. 12, 1962 vs. Mississippi State, 44-49
16	Mar. 15, 1969 vs. Miami, Ohio, (N) 72-71	Jan. 31, 1970 at Vanderbilt, 81-87
16	Feb. 21, 1976 vs. Florida, 96-89	Dec. 18, 1976 vs. Utah, 68-70
16	Feb. 13, 1978 at Ole Miss, 64-52	Dec. 16, 1978 at Indiana, 67-68

SINGLE SEASON

No.	Began	Ended
27	Dec. 2, 1995 vs. Indiana, (N) 89-82	Mar. 10, 1996 vs. Mississippi State, (N) 73-84
26	Dec. 30, 2002 vs. Tennessee State, 115-87	Mar. 29, 2003 vs. Marquette, (N) 69-83
*25	Dec. 5, 1953 vs. Temple, 86-59	Mar. 1, 1954 at Alabama, 68-43
23	Jan. 2, 1952 vs. Ole Miss, (N) 116-58	Mar. 22, 1952 vs. St. John's, (N) 57-64
23	Dec. 1, 1965 vs. Hardin-Simmons, 83-55	Mar. 5, 1966 at Tennessee, 62-69
21	Jan. 11, 1949 vs. Bowling Green, (N) 63-61	Mar. 14, 1949 vs. Loyola, Chicago, (N) 56-67
21	Dec. 30, 1950 vs. Syracuse, (N) 69-59	Mar. 3, 1951 vs. Vanderbilt, (N) 57-61

HOME COURT

No.	Began	Ended
**129	Jan. 4, 1943 vs. Ft. Knox, 64-30	Jan. 8, 1955 vs. Georgia Tech, 58-59
39	Jan. 10, 1933 vs. South Carolina, 44-36	Feb. 22, 1936 vs. Creighton, 29-31
^34	Mar. 17, 2009 vs. UNLV, 70-60	In progress...
33	Jan. 29, 1992 vs. Ole Miss, 96-78	Feb. 9, 1994 vs. Arkansas, 82-90
30	Dec. 1, 1980 vs. East Tennessee State, 62-57	Mar. 6, 1982 vs. Alabama, 46-48
28	Dec. 21, 1957 vs. Minnesota, 78-58	Dec. 19, 1959 vs. West Virginia, 70-79
28	Dec. 20, 1968 vs. Michigan, 112-104	Dec. 19, 1970 vs. Purdue, 83-89
27	Jan. 11, 1930 vs. Creighton, 25-21	Feb. 20, 1932 vs. Vanderbilt, 31-32
27	Feb. 18, 1995 vs. Florida, 87-77	Mar. 2, 1997 vs. South Carolina, 66-72
26	Jan. 22, 1977 vs. LSU, 87-72	Dec. 22, 1978 vs. Texas A&M, 69-73
24	Feb. 28, 1985 vs. Tennessee, 92-67	Jan. 7, 1987 vs. Alabama, 55-69

BIGGEST WINS

	Margin	Score	Opponent	Site	Date
1.	+77	143-66	Georgia	Louisville, Ky.	Feb. 27, 1956
2.	+74	124-50	Tennessee-Martin	Lexington, Ky.	Nov. 26, 1994
3.	+72	90-18	Western Ontario	Lexington, Ky.	Dec. 10, 1949
	+72	96-24	Wabash	Lexington, Ky.	Dec. 28, 1946
5.	+69	98-29	Vanderbilt	Louisville, Ky.	Feb. 27, 1947
	+69	75-6	Arkansas State	Lexington, Ky.	Jan. 8, 1945
	+69	81-12	Oglethorpe	Lexington, Ky.	Dec. 13, 1934
8.	+66	84-18	Auburn	Louisville, Ky.	Feb. 28, 1947
9.	+65	83-18	Texas A&M	Lexington, Ky.	Dec. 14, 1946
10.	+64	96-32	Morehead State	Lexington, Ky.	Dec. 16, 1995
11.	+62	106-44	Vanderbilt	Lexington, Ky.	Mar. 5, 2003
12.	+61	101-40	Tennessee	Lexington, Ky.	Mar. 12, 1993

BIGGEST LOSSES

	Margin	Score	Opponent	Site	Date
1.	-70	17-87	Central	Danville, Ky.	Jan. 28, 1910
2.	-55	95-150	Kansas	Lawrence, Kan.	Dec. 9, 1989
3.	-47	10-57	Wabash	Crawfordsville, Ind.	Jan. 6, 1925
4.	-42	9-51	Central	Danville, Ky.	Mar. 11, 1910
5.	-41	52-93	Vanderbilt	Nashville, Tenn.	Feb. 12, 2008
	-41	11-52	Rose Polytechnic	Terre Haute, Ind.	Feb. 10, 1910
7.	-39	50-89	City College of New York	New York, N.Y.	Mar. 14, 1950
8.	-38	10-48	Cincinnati	Lexington, Ky.	Dec. 18, 1926
9.	-37	17-54	Christ Church, Cin.	Cincinnati, Ohio	Feb. 15, 1906
10.	-35	41-76	LSU	Lexington, Ky.	Jan. 18, 1987

* UK registered 25 wins during its undefeated season of 1953-54. The team declined a bid to the NCAA Tournament.

** NCAA record

^ Win streak began at Memorial Coliseum due to scheduling conflict at Rupp Arena.



Cliff Hagan helped the Cats establish a national record 129-game home winning streak.



The Cats' 26-game win streak in 2003 ranks third in school history.

OVERTIME GAMES

Date	Opponent	W/L	Score	OT	Date	Opponent	W/L	Score	OT
2-12-07	at Central	L	23-25	OT	12-16-78	at Indiana	L	67-68	OT
1-8-10	at Kentucky Wesleyan	W	14-12	OT	1-25-79	at Auburn	W	86-83	OT
2-21-18	CENTRE	W	22-20	3OT	3-3-79	Tennessee (Birmingham)	L	69-75	OT
3-6-20	at Centre	L	18-20	OT	3-7-79	CLEMSON	L	67-68	OT
2-13-22	at Virginia	L	30-32	OT	11-17-79	Duke (Springfield, Mass.)	L	76-82	OT
12-21-28	MIAMI, OHIO	W	43-42	3OT	2-24-80	at LSU	W	76-74	OT
2-1-29	at Mississippi State	W	25-23	OT	1-31-81	at Georgia	W	71-68	2OT
1-31-30	at Tennessee	L	24-29	OT	12-12-81	at Kansas	W	77-74	OT
2-1-30	WASHINGTON & LEE	W	28-26	OT	12-29-81	Notre Dame (Louisville)	W	34-28	OT
2-22-30	at Georgia	W	22-21	OT	2-3-82	at Auburn	L	81-83	OT
1-31-31	at Tennessee	W	36-32	OT	1-10-83	at Mississippi State	W	59-53	OT
12-15-36	at Xavier	W	34-28	OT	1-22-83	at Vanderbilt	W	82-77	OT
2-18-39	at Tennessee	W	36-34	2OT	3-26-83	Louisville (NCAA)	L	68-80	OT
1-6-40	at Xavier	W	42-41	OT	2-2-85	at Auburn	W	49-47	OT
3-1-40	at Tennessee	W	30-29	OT	2-11-87	TENNESSEE	W	91-84	OT
12-23-44	OHIO STATE	W	53-48	OT	12-5-87	Indiana (Indianapolis)	W	82-76	OT
1-1-45	at Long Island	W	62-52	OT	12-23-89	UL LAFAYETTE	L	113-116	OT
1-27-45	Notre Dame (Louisville)	L	58-59	OT	3-28-92	Duke (NCAA)	L	103-104	OT
12-29-49	Villanova (New Orleans)	W	57-56	OT	4-3-93	Michigan (NCAA)	L	78-81	OT
12-29-50	St. Louis (New Orleans)	L	42-43	OT	1-8-94	at Georgia	L	90-94	OT
12-7-57	TEMPLE	W	85-83	3OT	3-12-95	Arkansas (SEC)	W	95-93	OT
2-22-58	Alabama (Montgomery)	W	45-43	OT	11-15-96	Clemson (Indianapolis)	L	71-79	OT
12-15-58	MARYLAND	W	58-56	OT	2-4-97	at South Carolina	L	79-84	OT
12-14-59	at Kansas	W	77-72	OT	3-31-97	Arizona (NCAA)	L	79-84	OT
12-22-60	SAINT LOUIS	L	72-74	OT	1-17-98	ARKANSAS	W	80-77	OT
1-5-63	GEORGIA TECH	L	85-86	2OT	3-28-98	Stanford (NCAA)	W	86-85	OT
1-19-63	TENNESSEE	L	69-78	OT	12-8-98	Indiana (Louisville)	W	70-61	OT
1-10-66	at Georgia	W	69-65	2OT	1-26-99	at Georgia	W	91-83	OT
12-5-66	ILLINOIS	L	97-98	OT	3-14-99	Kansas (NCAA)	W	92-88	OT
1-5-67	VANDERBILT	L	89-91	OT	1-22-00	at Vanderbilt	W	81-73	OT
1-23-67	TENNESSEE	L	50-52	2OT	3-16-00	St. Bonaventure (NCAA)	W	85-80	2OT
2-11-67	MISSISSIPPI STATE	L	72-77	OT	11-10-00	UCLA (New York)	L	92-97	OT
1-27-69	at Alabama	W	83-70	OT	12-18-01	Duke (East Rutherford)	L	91-94	OT
12-12-70	at Indiana	W	95-93	OT	1-5-02	at Mississippi State	L	69-74	OT
12-11-71	Indiana (Louisville)	L	89-90	2OT	2-6-02	at Tennessee	L	74-76	OT
2-5-72	at Vanderbilt	W	85-80	OT	1-20-04	at Tennessee	W	69-68	OT
2-12-73	MISSISSIPPI STATE	W	100-87	OT	3-12-05	LSU (SEC)	W	79-78	OT
3-15-73	Austin Peay (NCAA)	W	106-100	OT	3-27-05	Michigan State (NCAA)	L	88-94	2OT
2-11-74	at Auburn	L	97-99	OT	1-24-07	at Georgia	L	68-78	OT
12-15-75	Indiana (Louisville)	L	68-77	OT	3-9-07	Mississippi State (SEC)	L	82-84	OT
1-10-76	TENNESSEE	L	88-90	OT	1-12-08	VANDERBILT	W	79-73	3OT
1-26-76	at Auburn	L	84-91	OT	1-19-08	at Florida	L	70-81	OT
3-8-76	MISSISSIPPI STATE	W	94-93	OT	3-15-08	Georgia (SEC)	L	56-60	OT
1-3-77	Georgia	W	64-59	OT	11-25-09	Stanford (Cancun)	W	73-65	OT
1-12-77	TENNESSEE	L	67-71	OT	2-16-10	Mississippi State	W	81-75	OT
2-11-78	at LSU	L	94-95	OT	3-14-10	Mississippi State (SEC)	W	75-74	OT
12-9-78	KANSAS	W	67-66	OT	2-23-11	at Arkansas	L	76-77	OT

Total 94 Games 51-43
Home: 12-11; Away: 25-16; Neutral: 14-16;
SEC: 3-2; NCAA: 4-5

UK IN EACH STATE

State	Record	Pct.	State	Record	Pct.
Alabama	76-46	.623	New Jersey	5-3	.625
Alaska	8-1	.889	New Mexico	0-0	.000
Arizona	1-0	1.000	New York	40-17	.702
Arkansas	6-5	.545	North Carolina	13-11	.542
California	5-4	.556	North Dakota	0-0	.000
Colorado	0-1	.000	Ohio	56-21	.727
Connecticut	0-0	.000	Oklahoma	0-0	.000
Delaware	0-0	.000	Oregon	1-0	1.000
District of Columbia	0-1	.000	Pennsylvania	11-6	.647
Florida	40-24	.625	Puerto Rico	2-1	.667
Georgia	106-47	.693	Rhode Island	0-0	.000
Hawaii	12-5	.706	South Carolina	20-7	.741
Idaho	0-0	.000	South Dakota	0-0	.000
Illinois	22-12	.647	Tennessee	152-79	.658
Indiana	23-30	.423	Texas	6-4	.600
Iowa	5-2	.714	Utah	4-0	1.000
Kansas	9-4	.692	Vermont	0-0	.000
Kentucky	1,265-230-1	.846	Virginia	3-4	.429
Louisiana	63-29	.685	Washington	1-1	.500
Maine	0-0	.000	West Virginia	2-1	.667
Maryland	3-6	.333	Wisconsin	2-1	.667
Massachusetts	3-2	.600	Wyoming	0-0	.000
Mexico	2-0	1.000	Total	2,052-647-1	.760
Michigan	5-7	.417			
Minnesota	4-4	.500			
Mississippi	60-22	.732			
Missouri	10-6	.625			
Montana	0-0	.000			
Nebraska	3-3	.500			
Nevada	3-0	1.000			
New Hampshire	0-0	.000			

1,000 POINT SCORERS



1 - DAN ISSEL - 2,138 POINTS

Year	G	FGM	FGA	Pct.	FTM	FTA	Pct.	TP	Avg.
1967-68	27	171	390	43.8	102	154	66.2	444	16.4
1968-69	28	285	534	53.4	176	232	75.9	746	26.6
1969-70	28	369	667	55.3	210	275	76.4	948	33.9
Totals	83	825	1591	51.9	488	661	73.8	2138	25.8




2 - KENNY WALKER - 2,080 POINTS

Year	G	FGM	FGA	Pct.	FTM	FTA	Pct.	TP	Avg.
1982-83	31	88	144	61.1	51	77	66.2	227	7.3
1983-84	34	171	308	55.5	80	109	73.4	422	12.4
1984-85	31	246	440	55.9	218	284	76.8	710	22.9
1985-86	36	260	447	58.2	201	263	76.4	721	20.0
Totals	132	765	1339	57.1	550	733	75.0	2080	15.8




3 - JACK GIVENS - 2,038 POINTS

Year	G	FGM	FGA	Pct.	FTM	FTA	Pct.	TP	Avg.
1974-75	31	126	255	49.4	40	54	74.1	292	9.4
1975-76	30	243	494	49.2	116	140	82.9	602	20.1
1976-77	30	236	459	51.4	94	113	83.2	566	18.9
1977-78	32	238	430	55.4	102	134	76.2	578	18.1
Totals	123	843	1638	51.5	352	441	79.8	2038	16.6



4 - KEITH BOGANS - 1,923 POINTS

Year	G	FGM	FGA	Pct.	3FG	3FGA	Pct.	FTM	FTA	Pct.	TP	Avg.
1999-00	33	138	339	40.7	48	164	29.3	87	135	64.4	411	12.5
2000-01	34	210	444	47.3	74	205	36.1	83	119	69.7	577	17.0
2001-02	32	129	327	39.4	52	165	31.5	61	91	67.0	371	11.6
2002-03	36	194	425	45.6	80	209	38.3	96	130	73.8	564	15.7
Totals	135	671	1535	43.7	254	743	34.2	327	475	68.8	1923	14.2



5 - TONY DELK - 1,890 POINTS

Year	G	FGM	FGA	Pct.	3FG	3FGA	Pct.	FTM	FTA	Pct.	TP	Avg.
1992-93	30	47	104	45.2	18	51	35.3	24	33	72.7	136	4.6
1993-94	34	200	440	45.5	95	254	37.4	69	108	63.9	564	16.6
1994-95	33	207	433	47.8	77	197	39.1	60	89	67.4	551	16.7
1995-96	36	229	464	49.4	93	210	44.3	88	110	80.0	639	17.8
Totals	133	683	1441	47.4	283	712	39.7	241	340	70.9	1890	14.2




6 - JAMAL MASHBURN - 1,843 POINTS

Year	G	FGM	FGA	Pct.	3FG	3FGA	Pct.	FTM	FTA	Pct.	TP	Avg.
1990-91	28	137	289	47.4	24	82	29.3	64	88	72.7	362	12.9
1991-92	36	279	492	56.7	58	132	43.9	151	213	70.9	767	21.3
1992-93	34	259	526	49.2	66	180	36.7	130	194	67.0	714	21.0
Totals	98	675	1307	51.6	148	394	37.6	345	495	69.7	1843	18.8



7 - KEVIN GREVEY - 1,801 POINTS

Year	G	FGM	FGA	Pct.	FTM	FTA	Pct.	TP	Avg.
1972-73	28	236	441	53.5	52	76	68.4	524	18.7
1973-74	25	232	457	50.8	83	100	83.0	547	21.9
1974-75	31	303	592	51.2	124	157	79.0	730	23.6
Totals	84	771	1490	51.7	259	333	77.8	1801	21.4



8 - TAYSHAUN PRINCE - 1,775 POINTS

Year	G	FGM	FGA	Pct.	3FG	3FGA	Pct.	FTM	FTA	Pct.	TP	Avg.
1998-99	37	82	198	41.4	29	101	28.7	21	32	65.6	214	5.8
1999-00	32	153	362	42.3	46	150	30.7	74	105	70.5	426	13.3
2000-01	34	207	418	49.5	64	179	35.8	97	115	84.3	575	16.9
2001-02	32	206	441	46.7	65	191	34.0	83	118	70.3	560	17.5
Totals	135	648	1419	45.7	204	621	32.9	275	370	74.3	1775	13.1




9 - COTTON NASH - 1,770 POINTS

Year	G	FGM	FGA	Pct.	FTM	FTA	Pct.	TP	Avg.
1961-62	26	221	489	45.2	166	218	76.1	608	23.4
1962-63	25	176	471	37.3	162	236	68.6	514	20.6
1963-64	27	248	588	42.1	152	198	76.7	648	24.0
Totals	78	645	1548	41.7	480	652	73.6	1770	22.7




10 - ALEX GROZA - 1,744 POINTS

Year	G	FGM	FGA	Pct.	FTM	FTA	Pct.	TP	Avg.
1944-45	10	62			41	57	71.9	165	16.5
1946-47	37	146	372	38.2	101	160	63.1	393	10.6
1947-48	39	200	530	37.7	88	140	62.9	488	12.5
1948-49	34	259	612	42.3	180	248	72.6	698	20.5
Totals	120	667			410	605	67.8	1744	14.5



11 - ED DAVENDER - 1,637 POINTS

Year	G	FGM	FGA	Pct.	3FG	3FGA	Pct.	FTM	FTA	Pct.	TP	Avg.
1984-85	31	93	226	41.2	-	-	-	78	106	73.6	264	8.5
1985-86	36	155	354	43.8	-	-	-	104	131	79.4	414	11.5
1986-87	29	160	357	44.8	15	59	25.4	107	145	73.8	442	15.2
1987-88	33	173	371	46.6	22	72	30.6	149	171	87.1	517	19.0
Totals	129	581	1308	44.4	37	131	26.0	438	553	79.2	1637	12.7



12 - LOUIE DAMPIER - 1,575 POINTS

Year	G	FGM	FGA	Pct.	FTM	FTA	Pct.	TP	Avg.
1964-65	25	171	334	51.2	84	100	84.0	426	17.0
1965-66	29	249	482	51.6	114	137	83.2	612	21.1
1966-67	26	219	443	49.4	99	119	83.1	537	20.6
Totals	80	639	1259	50.8	297	356	83.4	1575	19.7



13 - PATRICK PATTERSON - 1,564 POINTS

Year	G	FGM	FGA	Pct.	3FG	3FGA	Pct.	FTM	FTA	Pct.	TP	Avg.
2007-08	25	162	282	.574	0	3	.000	87	119	.731	411	16.4
2008-09	34	240	398	.603	0	1	.000	129	168	.768	609	17.9
2009-10	38	215	374	.575	24	69	.348	90	130	.692	544	14.3
Totals	97	617	1054	.585	24	73	.329	306	417	.734	1564	16.1



14 - MIKE CASEY - 1,535 POINTS

Year	G	FGM	FGA	Pct.	FTM	FTA	Pct.	TP	Avg.
1967-68	27	231	474	48.9	79	96	82.3	541	20.0
1968-69	28	228	494	46.2	78	103	75.7	534	19.1
1970-71	27	188	373	50.4	84	108	77.8	460	17.0
Totals	82	647	1341	48.2	241	307	78.5	1535	18.7



15 - RALPH BEARD - 1,517 POINTS

Year	G	FGM	FGA	Pct.	FTM	FTA	Pct.	TP	Avg.
1945-46	30	111			57	110	51.8	279	9.3
1946-47	37	157	469	33.5	78	115	76.8	392	10.6
1947-48	38	194	536	36.2	88	149	59.1	476	12.5
1948-49	34	144	481	29.9	82	115	71.3	370	10.9
Totals	139	606			305	289	62.4	1517	10.9



16 - MELVIN TURPIN - 1,509 POINTS

Year	G	FGM	FGA	Pct.	FTM	FTA	Pct.	TP	Avg.
1980-81	28	50	95	52.6	31	44	70.5	131	4.7
1981-82	30	160	275	58.2	72	106	67.9	392	13.1
1982-83	31	192	311	61.7	84	125	67.2	468	15.1
1983-84	34	224	378	59.3	70	94	74.5	518	15.2
Totals	123	626	1059	59.1	257	369	69.6	1509	12.3



17 - CLIFF HAGAN - 1,475 POINTS

Year	G	FGM	FGA	Pct.	FTM	FTA	Pct.	TP	Avg.
1950-51	20	69	188	36.7	45	61	73.8	183	9.2
1951-52	32	264	633	41.7	164	235	69.8	692	21.6
1953-54	25	234	514	45.5	132	191	69.1	600	24.0
Totals	77	567	1335	42.5	341	487	70.0	1475	19.2



18 - PAT RILEY - 1,464 POINTS

Year	G	FGM	FGA	Pct.	FTM	FTA	Pct.	TP	Avg.
1964-65	25	160	370	43.2	55	89	61.8	375	15.0
1965-66	29	265	514	51.5	107	153	69.9	637	21.9
1966-67	26	165	373	44.2	122	156	78.2	452	17.4
Totals	80	590	1257	46.9	284	398	71.4	1464	18.3



19 - JOHNNY COX - 1,461 POINTS

Year	G	FGM	FGA	Pct.	FTM	FTA	Pct.	TP	Avg.
1956-57	28	203	490	41.4	138	180	76.7	544	19.4
1957-58	29	173	471	36.7	86	115	74.8	432	14.9
1958-59	27	188	464	40.5	109	146	74.6	485	17.9
Totals	84	564	1425	40.0	333	441	75.5	1461	17.4




20 - JOE CRAWFORD - 1,438 POINTS

Year	G	FGM	FGA	Pct.	3FG	3FGA	Pct.	FTM	FTA	Pct.	TP	Avg.
2004-05	31	35	97	36.1	13	49	26.5	15	26	57.7	98	3.2
2005-06	32	111	270	41.1	47	130	36.2	56	78	71.8	325	10.2
2006-07	34	178	401	44.4	63	180	35.0	58	91	63.7	477	14.0
2007-08	30	188	401	46.9	63	173	36.4	99	130	76.2	538	17.9
Totals	127	512	1169	43.8	186	532	35.0	228	325	70.2	1,438	11.3



21 - KYLE MACY - 1,411 POINTS

Year	G	FGM	FGA	Pct.	FTM	FTA	Pct.	TP	Avg.
1977-78	32	143	267	53.6	115	129	89.2	401	12.5
1978-79	31	179	355	50.4	112	129	86.8	470	15.2
1979-80	35	218	415	52.5	104	114	91.2	540	15.4
Totals	98	540	1037	52.1	331	372	89.0	1411	14.4




22 - WINSTON BENNETT - 1,399 POINTS

Year	G	FGM	FGA	Pct.	3FG	3FGA	Pct.	FTM	FTA	Pct.	TP	Avg.
1983-84	34	67	156	42.9	-	-	-	88	126	69.8	222	6.5
1984-85	30	82	191	42.9	-	-	-	52	77	67.5	216	7.2
1985-86	36	171	338	50.6	-	-	-	115	158	72.8	457	12.7
1987-88	33	195	380	51.3	1	2	50.0	113	155	72.9	504	15.3
Totals	133	515	1065	48.4	1	2	50.0	368	516	71.3	1399	10.5



23 - RICK ROBEY - 1,395 POINTS

Year	G	FGM	FGA	Pct.	FTM	FTA	Pct.	TP	Avg.
1974-75	31	135	248	54.4	51	63	81.0	321	10.4
1975-76	12	73	130	56.2	41	56	73.2	187	15.6
1976-77	30	158	276	57.3	111	161	68.9	427	14.2
1977-78	32	167	263	63.5	126	175	72.0	460	14.4
Totals	105	533	917	58.1	329	455	72.3	1395	13.3



24 - GERALD FITCH - 1,391 POINTS

Year	G	FGM	FGA	Pct.	FTM	FTA	Pct.	TP	Avg.
2000-01	34	76	167	45.5	49	71	69.0	230	6.8
2001-02	28	85	187	45.5	48	69	69.6	248	8.9
2002-03	36	152	322	47.2	78	102	76.5	443	12.3
2003-04	29	148	343	43.1	95	125	76.0	470	16.2
Totals	127	461	1019	45.2	270	367	73.6	1391	11.0



25 - MIKE PHILLIPS - 1,367 POINTS

Year	G	FGM	FGA	Pct.	FTM	FTA	Pct.	TP	Avg.
1974-75	31	108	212	50.9	26	47	55.3	242	7.8
1975-76	30	199	367	54.2	69	117	59.0	467	15.6
1976-77	28	144	261	55.2	54	88	61.4	342	12.2
1977-78	31	125	210	59.5	66	87	75.9	316	10.2
Totals	120	576	1050	54.9	215	339	63.4	1367	11.4



26 - MIKE PRATT - 1,359 POINTS

Year	G	FGM	FGA	Pct.	FTM	FTA	Pct.	TP	Avg.
1967-68	27	152	334	45.5	76	111	68.5	380	14.1
1968-69	26	173	321	53.9	93	132	70.5	439	16.9
1969-70	28	219	470	46.6	102	145	70.3	540	19.3
Totals	81	544	1125	48.4	271	388	69.8	1359	16.8



27 - FRANK RAMSEY - 1,344 POINTS

Year	G	FGM	FGA	Pct.	FTM	FTA	Pct.	TP	Avg.
1950-51	34	135	413	32.7	75	123	60.9	345	10.1
1951-52	32	185	470	39.3	139	214	64.9	509	15.9
1953-54	25	179	430	41.6	132	181	72.9	490	19.6
Totals	91	499	1313	38.0	346	518	66.8	1344	14.8



28 - RAMEL BRADLEY - 1,326 POINTS

Year	G	FGM	FGA	Pct.	3FG	3FGA	Pct.	FTM	FTA	Pct.	TP	Avg.
2004-05	34	51	134	38.1	22	65	33.8	31	44	70.5	155	4.6
2005-06	30	81	201	40.3	28	93	30.1	46	59	78.0	236	7.9
2006-07	34	141	336	42.0	69	188	36.7	106	130	81.5	457	13.4
2007-08	30	139	330	42.1	58	153	37.9	142	171	83.0	478	15.9
Totals	128	412	1001	41.2	177	499	35.5	325	404	80.4	1326	10.4



29 - JIM ANDREWS - 1,320 POINTS

Year	G	FGM	FGA	Pct.	FTM	FTA	Pct.	TP	Avg.
1970-71	24	64	122	52.5	28	45	62.2	156	6.5
1971-72	28	236	409	57.7	130	186	69.9	602	21.5
1972-73	28	243	434	56.0	76	110	69.1	562	20.1
Totals	80	543	965	56.3	234	341	68.6	1320	16.5



30 - SAM BOWIE - 1,285 POINTS

Year	G	FGM	FGA	Pct.	FTM	FTA	Pct.	TP	Avg.
1979-80	34	165	311	53.1	110	144	76.4	440	12.9
1980-81	28	185	356	52.0	118	164	72.0	488	17.4
1983-84	34	133	258	51.6	91	126	72.2	357	10.5
Totals	96	483	925	52.2	319	434	73.5	1285	13.4




31 - JIM MASTER - 1,283 POINTS

Year	G	FGM	FGA	Pct.	FTM	FTA	Pct.	TP	Avg.
1980-81	27	64	142	45.1	48	56	85.7	176	6.5
1981-82	30	153	315	48.1	95	106	89.6	401	13.4
1982-83	31	166	313	53.0	56	69	81.2	388	12.5
1983-84	33	129	284	45.4	60	74	81.1	318	9.6
Totals	121	512	1054	48.6	259	305	84.9	1283	10.6



32 - JOHN PELPHREY - 1,257 POINTS

Year	G	FGM	FGA	Pct.	3FG	3FGA	Pct.	FTM	FTA	Pct.	TP	Avg.
1988-89	22	14	24	40.0	2	5	40.0	8	13	61.5	38	1.7
1989-90	28	112	259	43.2	44	120	36.7	97	129	75.2	365	13.0
1990-91	28	131	303	43.2	62	164	37.8	80	102	78.4	404	14.4
1991-92	36	145	296	49.0	52	144	36.1	108	139	77.7	450	12.5
Totals	114	402	882	45.6	160	433	37.0	293	383	76.5	1257	11.0



33 - SCOTT PADGETT - 1,252 POINTS

Year	G	FGM	FGA	Pct.	3FG	3FGA	Pct.	FTM	FTA	Pct.	TP	Avg.
1994-95	14	7	27	25.9	4	13	30.8	10	12	83.3	28	2.0
1996-97	32	100	244	41.0	47	138	34.1	61	80	76.3	308	9.6
1997-98	39	161	338	47.6	40	107	37.4	87	102	85.3	449	11.5
1998-99	37	156	335	46.6	61	160	38.1	94	138	68.1	467	12.6
Totals	122	424	944	44.9	152	418	36.4	252	332	75.9	1252	10.3




34 - JODIE MEEKS - 1,246 POINTS

Year	G	FGM	FGA	Pct.	3FG	3FGA	Pct.	FTM	FTA	Pct.	TP	Avg.
2006-07	34	95	227	.419	44	121	.364	61	68	.897	295	8.7
2007-08	11	27	88	.307	16	50	.320	27	34	.794	97	8.8
2008-09	36	263	568	.463	117	288	.406	211	234	.902	854	23.7
Totals	81	385	883	.436	177	459	.386	299	336	.890	1246	15.4



35 - TOM PARKER - 1,238 POINTS

Year	G	FGM	FGA	Pct.	FTM	FTA	Pct.	TP	Avg.
1969-70	25	117	232	50.4	26	35	74.3	260	10.4
1970-71	28	209	413	50.6	74	91	81.3	492	17.6
1971-72	27	203	429	47.3	80	101	79.2	486	18.0
Totals	80	529	1074	49.3	180	227	79.3	1238	15.5



36 - DERON FELDHAUS - 1,231 POINTS

Year	G	FGM	FGA	Pct.	3FG	3FGA	Pct.	FTM	FTA	Pct.	TP	Avg.
1988-89	32	48	100	48.0	2	6	33.3	20	31	64.5	118	3.7
1989-90	28	135	273	49.5	32	88	36.4	101	134	75.4	403	14.4
1990-91	28	106	203	52.2	29	74	39.2	60	88	69.3	301	10.8
1991-92	36	138	290	47.6	48	128	37.5	85	107	79.4	409	11.4
Totals	124	427	866	49.3	111	296	37.5	267	360	74.2	1231	9.6




37 - DERRICK HORD - 1,220 POINTS

Year	G	FGM	FGA	Pct.	FTM	FTA	Pct.	TP	Avg.
1979-80	35	78	166	47.0	49	64	76.6	205	5.9
1980-81	28	97	239	40.6	54	72	75.0	248	8.9
1981-82	30	194	394	49.2	102	131	77.9	490	16.3
1982-83	31	106	211	50.2	65	79	82.3	277	8.9
Totals	124	475	1010	47.0	270	346	78.0	1220	9.8



38 - BILL SPIVEY - 1,213 POINTS

Year	G	FGM	FGA	Pct.	FTM	FTA	Pct.	TP	Avg.
1949-50	30	255	619	36.3	128	176	72.7	578	19.3
1950-51	33	252	632	39.9	131	211	62.0	635	19.2
Totals	63	477	1251	38.1	259	387	66.9	1213	19.3




39 - CHUCK HAYES - 1,211 POINTS

Year	G	FGM	FGA	Pct.	3FG	3FGA	Pct.	FTM	FTA	Pct.	TP	Avg.
2001-02	32	67	145	.462	6	22	.273	48	65	.738	188	5.9
2002-03	36	110	225	.489	8	33	.242	82	104	.788	310	8.6
2003-04	32	131	246	.533	3	12	.250	77	113	.681	342	10.7
2004-05	34	144	283	.509	2	11	.182	81	111	.730	371	10.9
Totals	134	452	899	.503	19	78	.244	288	393	.733	1211	9.0



40 - RODRICK RHODES - 1,209 POINTS

Year	G	FGM	FGA	Pct.	3FG	3FGA	Pct.	FTM	FTA	Pct.	TP	Avg.
1992-93	33	101	224	45.1	27	70	38.6	70	101	69.3	299	9.1
1993-94	33	142	326	43.6	32	117	27.4	167	215	77.7	483	14.6
1994-95	33	130	333	39.0	39	110	35.5	128	164	78.0	427	12.9
Totals	99	373	883	42.2	98	297	32.9	365	480	76.0	1209	12.2



41 - WAYNE TURNER - 1,170 POINTS

Year	G	FGM	FGA	Pct.	3FG	3FGA	Pct.	FTM	FTA	Pct.	TP	Avg.
1995-96	35	65	122	53.3	1	4	25.0	25	40	62.5	156	4.5
1996-97	40	112	240	46.7	4	15	26.7	36	68	52.9	264	6.6
1997-98	39	137	285	48.1	21	57	36.8	67	108	62.0	362	9.3
1998-99	37	141	285	49.5	12	43	27.9	94	137	68.6	388	10.5
Totals	151	455	932	48.8	38	119	31.9	222	353	62.9	1170	7.7



42 - REGGIE HANSON - 1,167 POINTS

Year	G	FGM	FGA	Pct.	3FG	3FGA	Pct.	FTM	FTA	Pct.	TP	Avg.
1987-88	16	6	17	35.3	0	0	0.0	9	10	90.0	21	1.3
1988-89	29	114	222	51.4	0	0	0.0	57	76	75.0	285	9.8
1989-90	28	165	332	49.7	35	96	36.5	94	127	74.0	459	16.4
1990-91	28	142	274	51.8	15	47	31.9	103	145	71.0	402	14.4
Totals	101	427	845	50.5	50	143	34.9	263	357	73.7	1167	11.6



43 - DERRICK MILLER - 1,156 POINTS

Year	G	FGM	FGA	Pct.	3FG	3FGA	Pct.	FTM	FTA	Pct.	TP	Avg.
1986-87	29	55	141	39.0	35	81	43.2	6	14	42.9	151	5.2
1987-88	16	8	38	21.1	3	24	12.5	2	3	66.7	21	1.3
1988-89	32	170	373	45.6	54	139	38.8	52	71	73.2	446	13.9
1989-90	28	198	502	39.4	99	289	34.3	43	57	75.4	538	19.2
Totals	105	431	1054	40.9	191	533	35.8	103	145	71.0	1156	11.0



44 - VERNON HATTON - 1,153 POINTS

Year	G	FGM	FGA	Pct.	FTM	FTA	Pct.	TP	Avg.
1955-56	26	123	249	49.4	100	150	66.7	346	13.3
1956-57	21	112	255	43.9	87	119	73.1	311	14.8
1957-58	29	192	458	41.9	112	144	77.8	496	17.1
Totals	76	427	962	44.4	299	413	72.4	1153	15.2




45 - WALLACE JONES - 1,151 POINTS

Year	G	FGM	FGA	Pct.	FTM	FTA	Pct.	TP	Avg.
1945-46	30	105			80	126	63.5	290	9.7
1946-47	29	87	302	28.8	43	78	55.1	217	7.5
1947-48	36	133	427	31.3	69	103	67.0	335	9.3
1948-49	32	130	440	29.5	49	75	65.3	309	9.7
Totals	127	455			241	382	63.1	1151	9.1



46 - RANDOLPH MORRIS - 1,123 POINTS

Year	G	FGM	FGA	Pct.	OReb	DReb	Reb.	Avg.	Blk	TP	Avg.
2004-05	34	105	199	.528	52	90	142	4.2	31	298	8.8
2005-06	21	110	181	.608	37	88	125	6.0	24	279	13.3
2006-07	34	202	341	.592	67	197	264	7.8	70	546	16.1
Totals	89	417	721	.578	156	375	531	6.0	125	1123	12.6



47 - JEFF SHEPPARD - 1,091 POINTS

Year	G	FGM	FGA	Pct.	3FG	3FGA	Pct.	FTM	FTA	Pct.	TP	Avg.
1993-94	29	40	72	55.6	7	19	36.8	20	31	64.5	107	3.7
1994-95	33	99	225	44.0	28	78	35.9	49	65	75.4	275	8.3
1995-96	34	65	125	52.0	22	44	50.0	36	58	62.1	188	5.5
1997-98	38	186	419	44.4	71	189	37.6	78	111	70.3	521	13.7
Totals	134	390	841	46.4	128	330	38.8	183	265	69.1	1091	8.1



48 - BILLY RAY LICKERT - 1,076 POINTS

Year	G	FGM	FGA	Pct.	FTM	FTA	Pct.	TP	Avg.
1958-59	25	126	291	43.2	86	117	73.5	338	12.5
1959-60	20	110	274	40.1	68	95	71.6	288	14.4
1960-61	28	166	395	42.0	118	152	77.6	450	16.0
Totals	73	402	960	41.9	272	364	74.7	1076	14.7



49 - REX CHAPMAN - 1,073 POINTS

Year	G	FGM	FGA	Pct.	3FG	3FGA	Pct.	FTM	FTA	Pct.	TP	Avg.
1986-87	29	173	390	44.4	68	176	38.6	50	68	73.5	464	16.0
1987-88	32	231	461	50.1	66	159	41.5	81	102	79.4	609	19.0
Totals	61	404	851	47.5	134	335	40.0	131	170	77.1	1073	17.6




50 - DIRK MINNIEFIELD - 1,069 POINTS

Year	G	FGM	FGA	Pct.	FTM	FTA	Pct.	TP	Avg.
1979-80	34	68	142	47.9	35	49	71.4	171	5.0
1980-81	28	118	213	55.4	55	63	87.3	291	10.4
1981-82	30	128	251	51.0	84	111	75.7	340	11.3
1982-83	31	108	199	54.3	51	68	75.0	267	8.6
Totals	123	422	805	52.4	225	291	77.3	1069	8.7



51 - JAMAAL MAGLOIRE - 1,064 POINTS

Year	G	FGM	FGA	Pct.	FTM	FTA	Pct.	TP	Avg.
1996-97	40	75	153	49.0	45	82	54.9	195	4.9
1997-98	38	77	158	48.7	43	64	67.2	197	5.2
1998-99	34	94	177	53.1	49	85	57.6	237	7.0
1999-00	33	148	296	50.0	139	203	68.5	435	13.2
Totals	145	394	784	50.3	276	434	63.6	1064	7.3



52 - ERIK DANIELS - 1,053 POINTS

Year	G	FGM	FGA	Pct.	FTM	FTA	Pct.	TP	Avg.
2000-01	33	64	133	56.6	38	63	60.3	171	5.2
2001-02	30	46	110	41.8	17	31	54.8	112	3.7
2002-03	32	136	240	56.7	29	46	63.0	305	9.5
2003-04	32	201	346	58.1	56	89	.629	465	14.5
Totals	127	447	809	55.3	140	229	61.1	1053	8.3




53 - JIM LINE - 1,041 POINTS

Year	G	FGM	FGA	Pct.	FTM	FTA	Pct.	TP	Avg.
1946-47	35	86	209	41.1	27	40	67.5	199	5.7
1947-48	38	107	296	36.1	51	62	82.2	265	7.0
1948-49	32	70	195	35.8	43	51	84.3	183	5.7
1949-50	30	155	369	42.0	84	122	69.6	394	13.1
Totals	135	418	1069	39.1	205	275	74.5	1041	7.7




54 - BOB BURROW - 1,023 POINTS

Year	G	FGM	FGA	Pct.	FTM	FTA	Pct.	TP	Avg.
1954-55	26	198	473	41.9	99	159	62.3	495	19.0
1955-56	25	207	463	44.7	114	171	66.7	528	21.1
Totals	51	405	936	43.3	213	330	64.5	1023	20.1




55 - RON MERCER - 1,013 POINTS

Year	G	FGM	FGA	Pct.	3FG	3FGA	Pct.	FTM	FTA	Pct.	TP	Avg.
1995-96	36	107	234	45.7	23	68	33.8	51	65	78.5	288	8.0
1996-97	40	297	603	49.3	49	141	34.8	82	105	78.1	725	18.1
Totals	76	404	837	48.3	72	209	34.4	133	170	78.2	1013	13.3



56 - JIMMY DAN CONNER - 1,009 POINTS

Year	G	FGM	FGA	Pct.	FTM	FTA	Pct.	TP	Avg.
1972-73	28	136	286	47.6	41	66	62.1	313	11.2
1973-74	26	128	246	52.0	56	83	67.5	312	12.0
1974-75	31	171	338	50.6	42	69	60.9	384	12.4
Totals	85	435	870	50.0	139	218	63.8	1009	11.9



57 - BOBBY WATSON - 1,001 POINTS

Year	G	FGM	FGA	Pct.	FTM	FTA	Pct.	TP	Avg.
1949-50	30	84	269	31.2	59	90	65.5	227	7.6
1950-51	34	151	460	32.8	51	68	75.0	353	10.4
1951-52	32	184	517	35.6	53	80	66.2	421	13.1
Totals	96	419	1246	33.6	163	238	68.5	1001	10.4

YEAR-BY-YEAR RESULTS

NCAA/NIT TOURNAMENT

SEC TOURNAMENT

SEC

Final

Year	W		L		A	N	H	Rank	Final	T	Pct.	SEC		Finish	SEC TOURNAMENT		NCAA/NIT TOURNAMENT		Coach	
	W	L	W	L								W	L		W	L	W	L		W
1903	1	2					1-2				.333									
1904	1	4			0-3		1-1				.250									Andrus
1905	1	4			0-1		1-3				.250									Wendt
1906	5	9			3-6		2-3				.357									Kirby
1907	3	6			3-2		3-3				.333									Chambers
1908	5	6			1-5		4-1				.455									Chambers
1909	5	4			1-3		4-1				.556									Spain/
1910	4	8			1-6		3-2				.333									Sweetland
1911	5	6			2-4		3-2				.455									Iddings
1912	9	0			2-0		7-0				1.000									Sweetland
1913	5	3			5-3		5-3				.625									Tigert
1914	12	2			3-2		9-0				.857									Brumage
1915	7	5			1-4		6-1				.583									Brumage
1916	8	6			4-0		4-6				.571									Park
1917	4	6			1-4		3-2				.400									Tuttle
1918	9	2			1-1		5-0				.792									Boles
1919	6	8			3-4		3-4				.429									Gill
1920	5	7			2-5		3-2				.417									Buchheit
1921	13	1			4-0		7-0				.929									Buchheit
1922	10	6			1-1		5-1				.625									Buchheit
1923	3	10			1-3		2-7				.231									Buchheit
1924	13	3			0-1		10-1				.813									Buchheit
1925	13	8			1-1		8-2				.619									Applegan
1926	15	3			2-1		9-1				.833									Eklund
1927	3	13			1-6		2-7				.188									Hayden
1928	12	6			2-1		6-2				.667									Mauer
1929	12	5			2-1		7-2				.706									Mauer
1930	16	3			2-1		12-1				.842									Mauer
1931	15	3			3-1		9-0				.833									Rupp
1932	15	2			1-1		10-1				.882									Rupp
1933	21	3			6-0		10-1				.875									Rupp
1934	16	1			1-1		10-0				.941									Rupp
1935	19	2			1-0		13-0				.905									Rupp

Year	Final					SEC					SEC TOURNAMENT					NCAA/NIT TOURNAMENT			Coach	
	W	L	T	Pct.	Rank	H	A	N	W	L	Pct.	Finish	W	L	Finish	W	L	Finish		
1936	15	6		.714		11-1	3-4	1-1	6	2	.750	1st	1	1	Semifinals			Rupp		
1937	17	5		.773		9-1	3-3	5-1	5	3	.625	1st	3	0	Champions			Rupp		
1938	13	5		.722		9-0	2-4	2-1	6	0	1.000	2nd	0	1	Quarterfinals			Rupp		
1939	16	4		.800		8-1	5-1	3-2	5	2	.714	1st	3	0	Champions			Rupp		
1940	15	6		.714		8-1	2-4	5-1	4	4	.500	7th	3	0	Champions			Rupp		
1941	17	8		.680		9-1	5-4	3-3	8	1	.889	1st	3	1	Runner-Up			Rupp		
1942	19	6		.760		10-0	4-4	5-2	6	2	.750	3rd	4	0	Champions	1	1	Final Four-3rd		
1943	17	6		.739		8-1	5-2	4-3	8	1	.889	1st	3	1	Runner-Up	2	1			
1944	19	2		.905		8-0	3-1	8-1	0	0	.000	--	3	0	Champions	2	1	3rd (NIT)		
1945	22	4		.846		9-0	6-2	7-2	4	1	.800	1st	4	0	Champions	1	1	Elite Eight		
1946	28	2		.933		12-0	7-1	9-1	6	0	1.000	1st	4	0	Champions	3	0	Champions (NIT)		
1947	34	3		.919		16-0	8-1	10-2	11	0	1.000	1st	4	0	Champions	2	1	Runner-Up (NIT)		
1948	36	3		.923		11-0	13-2	12-1	9	0	1.000	1st	4	0	Champions	3	0	Final Four-Champions		
Kentucky also won the 1948 World Championships, claiming the gold medal at the '48 Olympic Games in London.																				
1949	32	2		.941	1st/2nd	10-0	8-0	14-2	13	0	1.000	1st	4	0	Champions	3	0	Final Four-Champions		
1950	25	5		.833	3rd/--	10-0	6-4	9-1	11	2	.846	1st	3	0	Champions	0	1	1st Round (NIT)		
1951	32	2		.941	1st/1st	14-0	8-1	10-1	14	0	1.000	1st	4	0	Champions	4	0	Final Four-Champions		
1952	29	3		.906	1st/1st	12-0	8-1	9-2	14	0	1.000	1st	4	0	Champions	1	1	Elite Eight		
1953	<i>Under suspension by NCAA...No official games played</i>																			
1954	25	0		1.000	1st/2nd	16-0	5-0	4-0	14	0	1.000	1st/1st	Declined NCAA berth							Rupp
1955	23	3		.885	2nd/2nd	13-1	8-1	2-1	12	2	.857	1st	1	1	Sweet 16	1	1	Sweet 16		
1956	20	6		.769	9th/NR	11-2	6-2	3-2	12	2	.857	2nd	1	1	Elite Eight	1	1	Elite Eight		
1957	23	5		.821	3rd/3rd	14-2	6-3	3-0	12	2	.857	1st	1	1	Elite Eight	1	1	Elite Eight		
1958	23	6		.793	9th/14th	14-1	5-4	4-1	12	2	.857	1st	4	0	Final Four-Champions	4	0	Final Four-Champions		
1959	24	3		.889	2nd/2nd	13-0	7-2	4-1	12	2	.857	t2nd	1	1	Sweet 16	1	1	Sweet 16		
1960	18	7		.720	NR/NR	11-3	4-4	3-0	10	4	.714	3rd	Declined NCAA berth							Rupp
1961	19	9		.679	NR/18th	12-2	2-5	5-2	10	4	.714	t2nd	1	1	Elite Eight	1	1	Elite Eight		
1962	23	3		.885	3rd/3rd	14-2	6-0	3-1	13	1	.929	1st/1st	1	1	Elite Eight	1	1	Elite Eight		
1963	16	9		.640	NR/NR	10-5	4-4	2-0	8	6	.571	5th	Declined NCAA berth							Rupp
1964	21	6		.778	4th/3rd	13-1	4-3	4-2	11	3	.786	1st	0	2	Sweet 16	0	2	Sweet 16		
1965	15	10		.600	NR/NR	11-3	4-5	0-2	10	6	.625	5th	Declined NCAA berth							Rupp
1966	27	2		.931	1st/1st	13-0	10-1	4-1	15	1	.938	1st	3	1	Final Four-Runner-Up	3	1	Final Four-Runner-Up		
1967	13	13		.500	NR/NR	8-7	4-6	1-0	8	10	.444	t5th	Declined NCAA berth							Rupp
1968	22	5		.815	4th/4th	14-1	7-3	1-1	15	3	.833	1st	1	1	Elite Eight	1	1	Elite Eight		

Year	Final				SEC				SEC TOURNAMENT			NCAA/NIT TOURNAMENT				Coach			
	W	L	T	Pct.	Rank	H	A	N	W	L	Pct.	Finish	W	L	Finish		W	L	Finish
1969	23	5		.821	7th/7th	12-1	9-2	2-2	16	2	.889	1st				1	1	Sweet '16	Rupp
1970	26	2		.929	1st/1st	15-0	8-1	3-1	17	1	.944	1st				1	1	Elite Eight	Rupp
1971	21	6		.786	10th/-	12-1	10-2	0-3	16	2	.889	1st				0	2	Sweet '16	Rupp
1972	21	7		.750	18th/14th	12-1	7-4	2-2	14	4	.778	11st				1	1	Elite Eight	Rupp
1973	20	8		.714	17th/15th	11-2	7-4	2-2	14	4	.889	1st				1	1	Elite Eight	Hall
1974	13	13		.500	NR/NR	9-3	4-7	0-3	9	9	.500	14th				4	1	Final Four-Runner-Up	Hall
1975	26	5		.839	2nd/4th	12-0	7-4	7-1	15	3	.833	11st				4	0	Champion (NIT)	Hall
1976	20	10		.667	NR/NR	11-1	4-7	5-2	11	7	.611	14th				2	1	Elite Eight	Hall
1977	26	4		.867	6th/5th	12-2	10-1	4-1	16	2	.889	11st				5	0	Final Four-Champion	Hall
1978	30	2		.938	1st/1st	16-0	8-2	6-0	16	2	.889	1st				0	1	1st Round (NIT)	Hall
1979	19	12		.613	NR/NR	11-3	4-7	4-2	10	8	.556	6th				3	1	Runner-Up	Hall
1980	29	6		.829	4th/3rd	12-3	9-1	8-2	15	3	.833	1st				2	1	Semifinals	Hall
1981	22	6		.786	8th/8th	15-0	7-3	0-3	15	3	.833	2nd				0	1	Quarterfinals	Hall
1982	22	8		.733	8th/9th	15-1	6-5	1-2	13	5	.722	11st				2	1	Semifinals	Hall
1983	23	8		.742	12th/12th	14-1	6-5	3-2	13	5	.722	1st				0	1	Quarterfinals	Hall
1984	29	5		.853	3rd/3rd	16-0	8-4	5-1	14	4	.778	1st				3	0	Champions	Hall
1985	18	13		.581	NR/NR	11-3	4-8	3-2	11	7	.611	13rd				0	1	Quarterfinals	Hall
1986	32	4		.889	3rd/3rd	18-0	10-3	4-1	17	1	.944	1st				3	0	Champions	Sutton
1987	18	11		.621	NR/NR	13-2	5-6	0-3	10	8	.556	13rd				0	1	Quarterfinals	Sutton
1988	25	5		.833	6th/6th	14-2	6-3	5-0	13	5	.722	1st*				3	0	Champions*	Sutton
1989	13	19		.406	NR/NR	8-5	2-10	3-4	8	10	.444	16th				0	1	Quarterfinals	Sutton
1990	14	14		.500	NR/NR	13-2	1-10	0-2	10	8	.556	14th@							Pitino
1991	22	6		.786	9th/-	13-0	7-6	2-0	14	4	.778	2nd SEC/1st East				3	0	Champions	Pitino
1992	27	7		.806	6th/6th	15-2	5-4	9-1	12	4	.750	2nd SEC/1st East				3	0	Champions	Pitino
1993	30	4		.882	6th/3rd	16-0	7-3	7-1	13	3	.813	2nd SEC/2nd East				3	0	Champions	Pitino
1994	27	7		.794	7th/8th	13-1	5-4	9-2	12	4	.750	2nd SEC/1st East				3	0	Champions	Pitino
1995	28	5		.848	2nd/5th	12-1	7-2	9-2	14	2	.875	1st SEC/1st East				3	0	Champions	Pitino
1996	34	2		.944	1st/2nd	13-0	8-0	13-2	16	0	1.000	1st SEC/1st East				2	1	Runner-Up	Pitino
1997	35	5		.825	2nd/5th	12-1	7-3	16-1	13	3	.813	2nd SEC/2nd East				3	0	Champions	Pitino
1998	35	4		.897	5th/1st	9-3	11-0	15-1	14	2	.875	1st SEC/1st East				3	0	Champions	Smith
1999	28	9		.757	8th/15th	12-1	4-5	12-3	11	5	.688	3rd SEC/2nd East				3	1	Elite Eight	Smith
2000	23	10		.757	19th/20th	14-0	5-5	4-5	12	4	.750	11st SEC/1st East				0	1	Quarterfinals	Smith
2001	24	10		.706	9th/8th	11-1	7-5	6-4	12	4	.750	11st SEC/1st East				3	0	Champions	Smith
2002	22	10		.688	16th/13th	12-3	5-4	5-3	10	6	.625	12nd SEC/11st East				0	1	Quarterfinals	Smith

Year	Final			SEC			SEC TOURNAMENT			NCAA/NIT TOURNAMENT			Coach						
	W	L	T	Pct.	Rank	H	A	N	W	L	Finish	W		L	Finish	W	L	Finish	
2003	32	4		.889	1st/4th	12-1	10-1	10-2	16	0	1.000	1st SEC/1st East	3	0	Champions	3	1	Elite Eight	Smith
2004	27	5		.844	2nd/8th	11-2	7-2	9-1	13	3	.813	2nd SEC/1st East	3	0	Champions	1	1	2nd Round	Smith
2005	28	6		.824	7th/5th	14-1	7-3	7-2	14	2	.875	1st SEC/1st East	2	1	Runner-Up	3	1	Elite Eight	Smith
2006	22	13		.629	NR/RV	10-5	6-4	6-4	9	7	.563	6th SEC/3rd East	2	1	Semifinals	1	1	2nd Round	Smith
2007	22	12		.647	RV/RV	14-2	4-6	4-4	9	7	.563	4th SEC/4th East	1	1	Quarterfinals	1	1	2nd Round	Smith
2008	18	13		.581	NR/NR	14-4	4-6	0-3	12	4	.750	3rd SEC/2nd East	0	1	Quarterfinals	0	1	First Round	Gilispie
2009	22	14		.611	NR/NR	13-6	5-7	4-1	8	8	.500	7th SEC/4th East	1	1	Quarterfinals	2	1	Quarterfinals (NIT)	Gilispie
2010	35	3		.921	2/5	18-0	7-2	10-1	14	2	.875	1st SEC/1st East	3	0	Champions	3	1	Elite Eight	Calipari
2011	29	9		.763	11/3	15-0	4-7	10-2	10	6	.625	3rd SEC/2nd East	3	0	Champions	4	1	Final Four	Calipari

&- Southern Intercollegiate Athletic Association; %-Southern Conference; *-Vacated due to NCAA sanctions; From 1933-50 the SEC Champion was determined by a tournament, except for 1935. Rankings - AP/UPI (Coaches Poll); @-Not eligible for title due to NCAA sanctions

ALL-TIME RESULTS

1903 (1-2)

Coach: Unnamed
 Starters: J. White Guyn & R.H. Arnett, G; Joe Coons, C; H.J. Wurtele & Lee Andrews, F)

F.6	GEORGETOWN	6-15	L
F.18	LEXINGTON YMCA	11-10	W
F.20	TRANSYLVANIA	2-42	L
		19-67	

1904 (1-4)

Coach: Leander E. Andrus, Mgr.
 Captain: St. John (Guyn, Arnett, St. John, Wurtele, Coons)

F.4	at Georgetown	11-26	L
F.12	at Transylvania#	5-12	L
F.13	GEORGETOWN	10-22	L
F.26	at Transylvania	12-14	L
M.4	CINCINNATI	25-21	W
		63-95	

#Transylvania (formerly known as Kentucky University) game at UK was called off because of failure to agree on a referee. State College (University of Kentucky) team was present and agreed to play. The offer was accepted and KU won 12-5.

1905 (1-4)

Coach:
 Captain: J.M.Coons

J.13	GEORGETOWN	9-14	L
J.21	CINCINNATI YMCA	22-43	L
J.27	TRANSYLVANIA	30-29	W
F.4	at Transylvania	1-22	L
F.22	TRANSYLVANIA	23-33	L
		85-141	

1906 (5-9)

Coach: W.B. Wendt (Mgr.)
 Captain: D.P.Branson (Baer, Donan, Barbee, Wilson, Herman)

J.11	LEXINGTON YMCA#		W
J.12	MIAMI, OHIO	10-15	L
J.19	CENTRAL U.	15-14	W
J.20	at Georgetown	9-34	L
J.26	at Central U.	17-15	W
J.27	CINCINNATI YMCA	16-23	L
F.3	Christ Church, Cin.	24-38	L
F.9	GEORGETOWN	22-28	L
F.12	at New Albany YMCA	12-29	L
F.13	at Vernon College	34-14	W
F.14	at Moores Hill	32-11	W
F.15	at Christ Church, Cin.	17-54	L
F.16	at Cincinnati	6-48	L
F.17	at Miami, Ohio	19-29	L
		236-348	

#W.B. Wendt on J.9, 1969 verified that State College (UK) opened the 1906 season against Kentucky U. (Transylvania) in the YMCA. Athletic committees of the two schools had cancelled all games after a fight at a football game in November 1905. Wendt and the Kentucky U. manager agreed to play at the YMCA and list the State College foe as YMCA instead of Kentucky U. State College won but Mr. Wendt didn't remember the score, which he hadn't listed.

1907 (3-6)

Coach: A.M. Kirby (Mgr.)
 Captain: J.M. Wilson (Shanklin, Baer, Bryant, Barbee)

J.16	LEXINGTON YMCA	17-25	L
J.19	GEORGETOWN	16-15	W
J.25	CENTRAL U.	22-9	W
F.12	at Central U.	OT 23-25	L
F.15	TRANSYLVANIA	16-14	W
F.21	at Georgetown	8-19	L
M.1	at Lexington YMCA	22-41	L
M.7	at Transylvania	5-19	L
M.9	CENTRAL U.	13-15	L
		142-182	

1908 (5-6)

Coach: J.S. Chambers (Mgr.)
 Captain: Richard Barbee

J.10	at Lexington YMCA	19-29	L
J.21	TRANSYLVANIA	20-15	W
J.25	at Central U.	21-32	L
F.4	at Transylvania	20-15	W
F.8	LOUISVILLE COLISEUM	29-28	W
F.10	at Georgetown	22-30	L
F.13	CENTRAL U.	31-20	W
F.15	LEXINGTON YMCA	19-23	L
F.22	at Louisville Coliseum	18-30	L
M.3	GEORGETOWN	18-13	W
M.7	at Central U.	10-29	L
		227-264	

1909 (5-4)

Mgr: J.S. Chambers
 Captain: W.C. Fox

J.9	LEXINGTON HIGH	28-9	W
J.18	at Advent Memorial Club	27-41	L
J.19	at Cincinnati	25-41	L
J.27	CENTRAL U.	24-23	W
F.6	at Central U.	20-35	L
F.8	GEORGETOWN	43-32	W
F.15	at Georgetown	48-19	W
F.18	CINCINNATI	28-23	W
F.26	CENTRAL U.	20-26	L
		263-249	

1910 (4-8)

Coach: R.E. Spahr and E.R. Sweetland
 Captain: Bill Rodes

J.8	at Kentucky Wesleyan	OT 14-12	W
J.22	GEORGETOWN	31-11	W
J.24	DePAUW	11-24	L
J.28	at Central	17-87	L
F.4	at Georgetown	16-34	L
F.7	at Cincinnati	17-47	L
F.9	at DePauw	16-28	L
F.10	at Rose Poly Technic	11-52	L
F.16	TENNESSEE	26-5	W
M.5	CENTRAL U.	13-31	L
M.8	GEORGETOWN	24-23	W
M.11	at Central	9-51	L
		205-405	

1911 (5-6)

Coach: H.J. Iddings
 Captain: J.H. Gaiser

J.13	LEXINGTON HIGH	H	29-36	L
J.20	TRANSYLVANIA	H	18-23	L
J.27	at Kentucky Wesleyan	A	19-25	L
F.4	BETHANY	H	24-11	W
F.9	at Ohio Wesleyan	A	19-37	L
F.10	at Otterbein	A	27-41	L
F.11	at Christ Church, Cin.	A	21-32	L
F.17	at Georgetown	A	47-22	W
F.23	BUTLER	H	21-16	W
F.27	at Transylvania	A	22-19	W
M.3	TRANSYLVANIA	H	30-24	W
			277-286	

1912 (9-0)

Southern Champions

Coach: E.R. Sweetland

Captain: W.C. Harrison

J.5	GEORGETOWN	38-9	W
J.12	at Central U.	32-13	W
J.19	MIAMI, OHIO	31-14	W
J.27	LEXINGTON YMCA	32-20	W
F.1	CENTRAL U.	52-10	W
F.7	TENNESSEE	27-15	W
F.22	VANDERBILT	28-17	W
F.23	VANDERBILT	22-18	W
M.1	at Georgetown	19-18	W

281-134

—Leading Scorers—

Binkley Barnett (Jr. F)	7.1
D.W. Hart (Jr. F)	5.4
W.C. Harrison (Sr. C)	4.0
Jake Gaiser (Sr. G)	3.9
R.C. Preston (So. G)	2.7
H.L. Farmer (Jr. F)	2.2

1913 (5-3)

Coach: J.J. Tigert

Captain: B. Barnett

J.24	LEXINGTON YMCA	25-27	L
F.8	CINCINNATI	20-18	W
F.13	MARIETTA	42-16	W
F.15	LOUISVILLE	34-10	W
F.19	VANDERBILT	17-24	L
F.20	VANDERBILT	42-29	W
F.27	MIAMI, OHIO	24-16	W
M.1	CHRIST CHURCH, CIN.	19-30	L

223-170

—Leading Scorers—

R.C. Preston (Jr. C)	9.1
Binkley Barnett (Sr. F)	8.4
Ralph Morgan (So. F)	4.0
H.L. Farmer (Sr. F)	3.9
William Tuttle (So. F)	1.0

1914 (12-2)

Coach: Alpha Brumage

Captain: William Tuttle

J.10	ASHLAND YMCA	28-15	W
J.17	LOUISVILLE YMCA	30-21	W
J.20	at Ashland YMCA	30-19	W
J.21	at Marshall	46-6	W
J.22	at Virginia	23-39	L
J.24	at VMI	18-32	L
J.31	LOUISVILLE YMHA	59-12	W
F.7	LOUISVILLE	22-17	W
F.11	TENNESSEE	21-14	W
F.12	TENNESSEE	20-18	W
F.21	CINCINNATI	20-18	W
F.23	CHATTANOOGA	40-7	W
F.28	MARIETTA	19-17	W
M.3	at Louisville	26-13	W

402-248

—Leading Scorers—

R.C. Preston (Sr. F)	6.1
#Tom Zerfoss (Sr. F)	6.0
Karl Zerfoss (So. G)	4.7
William Tuttle (Jr. F)	3.9
Herschel Scott (Jr. G)	3.2

#Only played in first six games.

1915 (7-5)

Coach: Alpha Brumage

Captain: Ralph Morgan

J.16	MARYVILLE	37-17	W
J.23	LOUISVILLE	18-14	W
J.30	ST. ANDREWS	32-15	W
F.4	at Maryville	23-22	W
F.5	at Tennessee	21-36	L
F.6	at Tennessee	22-27	L
F.12	VANDERBILT	34-39	L

F.13	VANDERBILT	36-24	W
F.17	TENNESSEE	22-13	W
F.18	TENNESSEE	20-18	W
F.26	at St. Andrews	25-50	L
F.27	at Louisville	15-26	L

305-301

—Leading Scorers—

Ralph Morgan (Sr. F)	8.3
Jim Server (Jr. C)	5.3
William Tuttle (Sr. F)	3.8
Karl Zerfoss (Jr. F)	3.7
Herschel Scott (Sr. G)	2.9

1916 (8-6)

Coach: James Park

Captain: K.P. Zerfoss

J.14	at Cincinnati	39-24	W
J.18	at Georgetown	29-22	W
J.31	GEORGETOWN	30-22	W
F.4	VANDERBILT	25-39	L
F.5	VANDERBILT	20-23	L
F.12	LOUISVILLE	22-28	L
F.15	at Centre	38-5	W
F.19	CINCINNATI	34-10	W
F.22	at Louisville	32-24	W
F.23	TENNESSEE	17-28	L
F.26	MARYVILLE	36-25	W
F.29	CENTRE	38-14	W
M.3	MARIETTA	22-27	L
M.4	MARIETTA	23-27	L

405-318

—Leading Scorers—

Derrill Hart (Sr. F)	13.3
Jim Server (Sr. C)	5.7
Robert Ireland (Jr. F)	5.6
Karl Zerfoss (Sr. F)	3.3
George Gumbert (Sr. G)	2.4

1917 (4-6)

Coach: W.P. Tuttle Captain: Robert Y. Ireland

J.17	CENTRE	31-21	W
J.27	at Georgetown	19-22	L
J.30	ROSE POLY TECH	33-12	W
F.9	TENNESSEE	20-23	L
F.10	TENNESSEE	19-22	L
F.16	at Centre	24-28	L
F.21	GEORGETOWN	32-18	W
M.1	at Cumberland	48-20	W
M.2	at Tennessee	26-27	L
M.3	at Tennessee	10-30	L

262-223

—Leading Scorers—

C.C. Shrader (Sr. F)	7.1
Robert Ireland (Sr. F)	5.4
"Dutch" Longworth (Sr. C-F)	4.4
Pat Campbell (Jr. F)	4.2
William Rodes (Sr. G)	1.3

1918 (9-2-1)

Coach: S.A. Boles

Captain: Patrick Campbell

J.9	KENTUCKY WESLEYAN	23-13	W
J.17	at Centre	21-29	L
J.24	GEORGETOWN	22-18	W
F.7	TENNESSEE	33-26	W
F.8	TENNESSEE	40-12	W
F.9	at Kentucky Wesleyan#	21-21	T
F.14	at Georgetown	25-16	W
F.21	CENTRE	30T 22-20	W
F.28	Cumberland	42-21	W
M.1	at Tennessee	29-18	W
M.2	at Tennessee	32-20	W

State Championship (Louisville, Ky.)

M.9	Centre	12-24	L
-----	--------	-------	---

322-238

Unique tie game resulted from scorer's error which wasn't discovered until after the teams' departures. Contest was rescheduled, but never played for unknown reasons.

—Leading Scorers—

H.C. Thomas (Jr. C-F)	10.8
Arthur Bastin (Jr. G)	4.0
A.P. Shanklin (Sr. F)	3.5
Pat Campbell (Sr. F)	3.2
George Zerfoss (Jr. F)	2.8

1919 (6-8)

Coach: Andrew Gill
 Captain: J.A. Dishman

J.13 KENTUCKY WESLEYAN	46-5	W
J.18 GEORGETOWN	30-32	L
J.25 at Centre	30-38	L
J.21 at Cincinnati	18-28	L
F.6 at Chattanooga	28-25	W
F.7 at Tennessee	22-40	L
F.8 at Cumberland	22-21	W
F.14 VANDERBILT	26-36	L
F.15 at Georgetown	18-22	L
F.21 CINCINNATI	34-21	W
F.22 at Kentucky Wesleyan	18-13	W
F.24 CENTRE	10-21	L
F.28 TENNESSEE	30-14	W
M.8 MIAMI, OHIO	14-38	L

346-354

—Leading Scorers—

H.C. Thomas (Sr. F)	7.1
J.C. Everett (Jr. F)	6.6
Bob Lavin (Fr. G)	5.0
Tony Dishman (Sr. G)	3.3
Ed Parker (Sr. F)	3.3

1920 (5-7)

Coach: George C. Buchheit
 Captain: J.C. Everett

J.17 at Cincinnati	11-13	L
J.22 MARYVILLE	27-13	W
J.31 GEORGETOWN	25-14	W
F.5 TENNESSEE	24-29	L
F.7 TENNESSEE	26-27	L
F.14 at Centre	15-44	L
F.17 at Georgetown	28-16	W
F.21 KENTUCKY WESLEYAN	43-13	W
F.26 Cumberland	21-30	L
F.27 at Tennessee	25-28	L
F.28 at Tennessee	34-26	W
M.6 CENTRE	OT 18-20	L

297-273

—Leading Scorers—

Basil Hayden (So. F)	10.8
William Blakely (Sr. G)	7.0
J.C. Everett (Sr. C)	5.5
Bob Lavin (So. F)	4.1
Jim Wilhelm (Jr. F)	3.6

1921 (13-1)

Southern Intercollegiate Champions
 Coach: George C. Buchheit
 Captain: Basil Hayden

J.12 KENTUCKY WESLEYAN	38-13	W
J.15 CUMBERLAND	37-21	W
J.18 GEORGETOWN	38-23	W
J.21 CHATTANOOGA	42-10	W
J.26 at Cincinnati	26-19	W
J.29 AUBURN	40-25	W
F.8 at Centre	27-29	L
F.15 at Georgetown	56-11	W
F.18 CENTRE	20-13	W
F.22 VANDERBILT	37-18	W

SIAA Tournament (Atlanta)

F.25 Tulane	50-28	W
F.26 Mercer	49-25	W
F.28 Mississippi A & M	28-13	W
M.1 Georgia (Finals)	20-19	W

508-267

—Leading Scorers—

William King (Fr. F)	11.4
Basil Hayden (Jr. F)	9.6
Paul Adkins (Jr. C)	6.5
Bob Lavin (Jr. G)	2.5
Fred Fest (So. C)	1.3

1922 (10-6)

Coach: George C. Buchheit
 Captain: R.E. Lavin

J.14 GEORGETOWN	17-26	L
J.17 at Louisville	38-14	W
J.18 at Vanderbilt	12-22	L
J.21 LOUISVILLE	29-22	W
J.26 MISSISSIPPI STATE	28-21	W
J.27 MARSHALL	34-12	W
F.4 at Centre	28-21	W
F.6 at Georgetown	26-17	W
F.8 at Washington & Lee	21-20	W
F.9 at VMI	32-37	L
F.11 at Georgetown U.	23-28	L
F.13 at Virginia	OT 30-32	L
F.16 CLEMSON	38-14	W
F.20 CENTRE	40-23	W

SIAA Tournament (Atlanta)

F.24 Georgetown	41-21	W
F.25 Mercer	22-35	L

459-365

—Leading Scorers—

Paul Adkins (Sr. C)	8.8
William King (So. F)	8.3
Bob Lavin (Sr. F)	5.2
Basil Hayden (Sr. F)	5.0
William Poynz (Jr. F)	2.9

1923 (3-10)

Coach: George C. Buchheit
 Captain: Fred Fest

J.13 at Georgetown	24-13	W
J.20 at Tennessee	26-30	L
J.22 CHATTANOOGA	25-18	W
J.25 ALABAMA	35-45	L
J.27 CENTRE	14-21	L
F.3 GEORGIA	19-23	L
F.5 at Cincinnati	24-33	L
F.7 CENTENARY	21-28	L
F.10 TENNESSEE	23-28	L
F.14 at Centre	10-17	L
F.15 CLEMSON	13-30	L
F.19 GEORGETOWN	21-45	L
F.23 SEWANEE	30-14	W

285-349

—Leading Scorers—

Carl Riefkin (Jr. F)	10.2
Fred Fest (Sr. C)	7.2
William Poynz (Sr. G)	3.3
Gilbert Smith (Sr. G)	1.5
W.G. Wilkinson (Sr. F)	1.2

1924 (13-3)

Coach: G.C. Buchheit
 Captain: A.T. Rice

J.1 VANDERBILT	33-13	W
J.8 MEXICO YMCA	25-14	W
J.12 at Georgetown	32-24	W
J.14 MISSISSIPPI STATE	16-17	L
J.15 SEWANEE	50-15	W
J.18 at Tennessee	13-20	L
J.19 at Chattanooga	24-23	W
F.4 WEST VIRGINIA	24-21	W
F.9 at Centre	27-18	W
F.11 GEORGETOWN	39-35	W
F.13 CLEMSON	38-13	W
F.14 VIRGINIA	29-16	W
F.19 VIRGINIA TECH	36-14	W
F.21 CENTRE	38-24	W
F.23 GEORGIA TECH	33-27	W

SIAA Tournament (Atlanta)

F29	North Carolina	20-41	L
		477-335	
--Leading Scorers--			
Jim McFarland (So. F)		9.9	
Will Milward (Jr. C)		5.3	
Lowell Underwood (So. C)		4.9	
Carl Riefkin (Sr. F)		4.3	
Bill King (Sr. F)		2.9	

ALUMNI GYM ERA (1924-50)

1924-25 (13-8)

Coach: C.O. Applegran
 Captain: James McFarland

D.13	CINCINNATI	28-23	W
D.18	INDIANA	18-20	L
D.20	MICHIGAN	11-21	L
J.3	at Cincinnati	20-24	L
J.5	at Illinois	26-36	L
J.6	at Wabash	10-57	L
J.9	OLE MISS	26-23	W
J.10	GEORGETOWN	25-17	W
J.17	at Centre	33-26	W
J.30	WASHINGTON & LEE	28-22	W
F.2	WEST VIRGINIA	29-19	W
F.5	at Alabama	15-24	L
F.6	at Georgia Tech	18-16	W
F.7	at Georgia	24-28	L
F.9	at Tennessee	35-22	W
F.12	TULANE	29-22	W
F.14	at Georgetown	36-21	W
F.18	TENNESSEE	26-21	W
F.21	CENTRE	39-10	W

Southern Conference Tournament (Atlanta)

F.27	Mississippi State	31-26	W
F.28	Georgia	31-32	L
		538-510	

--Leading Scorers--

Jim McFarland (Jr. F)	7.1
Lowell Underwood (Jr. F)	6.3
Will Milward (Sr. C)	6.2
Foster Helm (So. F)	3.7
Charles Alberts (Jr. G)	2.5

1925-26 (15-3)

Coach: Ray Eklund
 Captain: Burgess Carey

D.19	DePAUW	29-38	L
J.5	at Indiana	23-34	L
J.9	BEREA	37-23	W
J.12	at Georgetown	36-21	W
J.16	GEORGIA TECH	25-24	W
J.21	CENTRE	45-25	W
J.30	GEORGETOWN	25-20	W
F.1	ALABAMA	27-16	W
F.4	at Centre	46-19	W
F.5	WASHINGTON & LEE	44-34	W
F.8	AUBURN	35-26	W
F.12	at Tennessee	51-17	W
F.15	at Georgia	22-18	W
F.18	TENNESSEE	27-21	W
F.20	VANDERBILT	30-20	W

Southern Conference Tournament (Atlanta)

F.26	VMI	32-25	W
F.27	Georgia	39-34	W
M.1	Mississippi State	26-31	L
		599-446	

--Leading Scorers--

Gayle Mohney (Jr. G)	11.1
Paul Jenkins (So. F)	7.3
Jim McFarland (Sr. F)	5.6
Lowell Underwood (Sr. C)	3.7
Henry Besuden (Sr. C)	2.1

1926-27 (3-13)

Coach: Basil Hayden
 Captain: Paul Jenkins

D.18	CINCINNATI	10-48	L
D.21	INDIANA	19-38	L
D.27	at Cincinnati	22-51	L
D.31	PRINCETON	26-30	L
J.3	FLORIDA	44-36	W
J.10	at Kentucky Wesleyan	24-31	L
J.15	VANDERBILT	32-48	L
J.21	at Tennessee	14-19	L
J.22	at Georgia Tech	16-48	L
J.29	CENTRE	27-25	W
F.1	at Georgetown	19-26	L
F.4	WASHINGTON & LEE	34-36	L
F.7	WEST VIRGINIA	26-44	L
F.11	OLE MISS	17-37	L
F.12	at Centre	22-16	W
F.19	TENNESSEE	21-30	L
		373-563	

--Leading Scorers--

Paul Jenkins (Jr. F)	6.1
Edwin Knadier (Sr. F)	4.4
Van Buren Ropke (Sr. F-C)	4.2
Frank Phipps (Jr. F)	3.4
Foster Helm (Sr. C)	2.5

1927-28 (12-6)

Coach: John Mauer
 Captain: Paul Jenkins

D.16	CLEMSON	33-17	W
D.20	MIAMI, OHIO	31-36	L
J.4	BEREA	37-16	W
J.9	at Centre	36-23	W
J.14	VANDERBILT	43-23	W
J.16	at Virginia	31-28	W
J.18	at Navy	26-32	L
J.19	at Maryland	7-37	L
J.28	TENNESSEE	48-18	W
F.3	WASHINGTON & LEE	34-28	W
F.4	at Indiana	29-48	L
F.8	at Vanderbilt	54-29	W
F.9	at Tennessee	43-16	W
F.11	GEORGIA TECH	31-35	L
F.18	CENTRE	30-20	W

Southern Conference Tournament (Atlanta)

F.24	South Carolina	56-40	W
F.25	Georgia	33-16	W
F.27	Ole Miss	28-41	L
		630-503	

--Leading Scorers--

Irvine Jeffries (Sr. G)	11.5
Cecil Combs (So. F)	10.3
Paul McBrayer (So. G-C)	5.5
Hays Owens (So. F)	3.8
Paul Jenkins (Sr. F)	3.3

1928-29 (12-5)

Coach: John Mauer
 Captain: Lawrence McGinnis

D.15	EASTERN NORMAL	35-10	W
D.21	MIAMI, OHIO	30T 43-42	W
J.4	NORTH CAROLINA	15-26	L
J.12	at Notre Dame	19-16	W
J.16	at Georgia Tech	19-33	L
J.17	at Tennessee	35-29	W
J.19	TENNESSEE	27-22	W
J.26	ALABAMA	26-27	L
F.1	at Mississippi State	OT 25-23	W
F.2	1 Mississippi State	32-14	W
F.3	at Tulane	22-34	L
F.8	WASHINGTON & LEE	31-30	W
F.13	CENTRE	47-11	W
F.22	OLE MISS	35-30	W
F.23	OLE MISS	32-24	W

Southern Conference Tournament (Atlanta)

M.1	Tulane	29-15	W
-----	--------	-------	---

M.2	Georgia	24-26	L
		496-411	
1 Municipal Auditorium (Jackson, Miss.)			
--Leading Scorers--			
Stan Milward (So. C)		6.8	
Louis McGinnis (So. F)		5.8	
Cecil Combs (Jr. G)		5.8	
Carey Spicer (So. F)		5.7	
Paul McBrayer (Jr. G)		2.9	

1929-30 (16-3)

Coach: John Mauer			
Captain: Paul McBrayer			
D.14	GEORGETOWN	46-9	W
D.20	MIAMI, OHIO	35-20	W
D.31	BEREA	29-26	W
J.3	CLEMSON	31-15	W
J.10	CREIGHTON	27-28	L
J.11	CREIGHTON	25-21	W
J.18	TENNESSEE	23-20	W
J.24	MISSISSIPPI STATE	38-17	W
J.25	MISSISSIPPI STATE	20-14	W
J.31	at Tennessee	OT 24-29	L
F.1	at Georgia	OT 22-21	W
F.3	at Clemson	34-20	W
F.8	GEORGIA TECH	39-19	W
F.14	GEORGIA	36-23	W
F.18	KENTUCKY WESLEYAN	32-20	W
F.22	WASHINGTON & LEE	OT 28-26	W
Southern Conference Tournament (Atlanta)			
F.28	Maryland	26-21	W
M.1	Sewanee	44-22	W
M.3	Duke	32-37	L
		591-408	
--Leading Scorers--			
Cecil Combs (Sr. F)		6.6	
Carey Spicer (Jr. F)		6.5	
Stan Milward (Sr. C)		5.9	
Louis McGinnis (So. F)		5.4	
Paul McBrayer (Sr. G)		4.8	

ADOLPH RUPP ERA (1930-71)

1930-31 (15-3)

Coach: Adolph Rupp			
Captain: Carey Spicer			
D.18	GEORGETOWN	67-19	W
D.27	MARSHALL	42-26	W
D.31	BEREA	41-25	W
J.3	CLEMSON	33-21	W
J.10	TENNESSEE	31-23	W
J.16	CHATTANOOGA	55-18	W
J.21	at Vanderbilt	42-37	W
J.31	at Tennessee	OT 36-32	W
F.6	WASHINGTON & LEE	23-18	W
F.9	GEORGIA TECH	38-34	W
F.13	at Georgia	16-25	L
F.14	at Clemson	26-29	L
F.16	at Georgia Tech	35-16	W
F.20	VANDERBILT	43-23	W
Southern Conference Tournament (Atlanta)			
F.27	North Carolina State	33-28	W
F.28	Duke	35-30	W
M.2	Florida	56-35	W
M.3	Maryland	27-29	L
		679-469	
--Leading Scorers--			
Carey Spicer (Sr. F)		10.6	
Louis McGinnis (Sr. F)		9.6	
George Yates (Jr. C)		7.0	
Aggie Sale (So. C-F)		5.6	
Jake Bronston (Jr. G)		3.9	

1931-32 (15-2)

Coach: Adolph Rupp			
Captain: Ellis Johnson			
D.15	GEORGETOWN	66-24	W
D.18	CARNEGIE TECH	36-34	W
D.23	BEREA	52-27	W
D.30	MARSHALL	46-16	W
J.2	CLEMSON	43-24	W
J.14	at Clemson	30-17	W
J.15	at Sewanee	30-20	W
J.16	at Tennessee	29-28	W
J.21	CHATTANOOGA	51-17	W
J.30	WASHINGTON & LEE	48-28	W
F.3	at Vanderbilt	61-37	W
F.6	DUKE	37-30	W
F.8	ALABAMA	50-22	W
F.13	TENNESSEE	41-27	W
F.20	VANDERBILT	31-32	L
Southern Conference Tournament (Atlanta)			
F.26	Tulane	50-30	W
F.27	North Carolina	42-43	L
		743-456	
--Leading Scorers--			
Aggie Sale (Jr. F)		13.6	
John DeMoisey (So. C-F)		10.0	
Darrell Darby (Jr. F)		8.4	
Howard Kreuter (Jr. F)		3.9	
Ellis Johnson (Jr. G)		3.6	

1932-33 (21-3, 8-0 SEC)

SEC Champions; SEC Tournament Champions			
Coach: Adolph Rupp			
Captain: Forest Sale			
D.9	ALUMNI	52-17	W
D.12	GEORGETOWN	62-21	W
D.17	1 Marshall	57-23	W
D.20	TULANE	53-17	W
D.21	TULANE	42-11	W
D.30	at Chicago	58-26	W
J.2	OHIO STATE	30-46	L
J.6	at Creighton	32-26	W
J.7	at Creighton	22-34	L
J.10	SOUTH CAROLINA	44-36	W
J.14	at Tennessee	42-21	W
J.16	CLEMSON	67-18	W
J.28	TENNESSEE	44-23	W
J.31	at Vanderbilt	40-29	W
F.1	at Clemson	42-32	W
F.2	at South Carolina	38-44	L
F.6	MEXICO	81-22	W
F.11	GEORGIA TECH	45-22	W
F.13	2 Alabama	35-31	W
F.18	VANDERBILT	45-28	W
SEC Tournament (Atlanta)			
F.24	3 Ole Miss	49-31	W
F.25	3 Florida	48-24	W
F.27	3 LSU	51-38	W
F.28	3 Mississippi State	46-27	W
		1125-647	
1 Ashland High School Gymnasium (Ashland, Ky.)			
2 Birmingham Athletic Club (Birmingham, Ala.)			
3 Atlanta Memorial Auditorium (Atlanta)			
--Leading Scorers--			
Aggie Sale (Sr. C-F)		13.8	
John DeMoisey (Jr. C-F)		12.0	
Bill Davis (Jr. G)		7.0	
Darrell Darby (Sr. F)		4.0	
Ellis Johnson (Sr. G)		3.8	

1933-34 (16-1, 11-0 SEC)

Coach: Adolph Rupp			
Captain: John DeMoisey			
D.5	ALUMNI	53-20	W
D.9	GEORGETOWN	41-12	W
D.14	MARSHALL	48-26	W
D.16	CINCINNATI	31-25	W
D.21	* at Tulane	32-22	W

D.22 *	at Tulane	42-29	W
J.12 *	at Sewanee	55-16	W
J.13 *	at Tennessee	44-23	W
J.19	CHATTANOOGA	47-20	W
J.27 *	TENNESSEE	53-26	W
F.1 1*	Alabama	33-28	W
F.2 *	at Vanderbilt	48-26	W
F.8 *	ALABAMA	26-21	W
F.10 *	GEORGIA TECH	49-25	W
F.15 *	SEWANEE	60-15	W
F.17 *	VANDERBILT	47-27	W

SEC Tournament (Atlanta)

F.24 2	Florida	32-38	L
		741-399	

1 Birmingham Athletic Club (Birmingham, Ala.)
 2 Atlanta Memorial Auditorium (Atlanta)

—Leading Scorers—

John "Frenchy" DeMoisey (Sr. C)	12.5
Bill Davis (Sr. G)	8.3
Dave Lawrence (Jr. F)	7.9
Garland Lewis (So. C)	4.9
Jack Tucker (Jr. F)	3.0

1934-35 (19-2, 11-0 SEC)

SEC Co-Champions

Coach: Adolph Rupp
 Captain: Dave Lawrence and Jack Tucker

D.10	ALUMNI	55-8	W
D.13	OGLETHORPE	81-12	W
D.21 *	at Tulane	38-9	W
D.22 *	at Tulane	52-12	W
J.2	CHICAGO	42-16	W
J.5	at New York U.	22-23	L
J.14	CHATTANOOGA	66-19	W
J.18 *	TULANE	63-22	W
J.19 *	TULANE	55-12	W
J.26 *	TENNESSEE	48-21	W
F.1 1*	Alabama	33-26	W
F.2 *	at Vanderbilt	58-22	W
F.5	at Xavier	40-27	W
F.9 *	GEORGIA TECH	57-30	W
F.11 *	ALABAMA	25-16	W
F.13	at Michigan State	26-32	L
F.16 *	at Tennessee	38-36	W
F.22	CREIGHTON	63-42	W
F.23	CREIGHTON	24-13	W
M.2 *	VANDERBILT	53-19	W
M.7	XAVIER	46-29	W
		985-446	

1 Birmingham Athletic Club (Birmingham, Ala.)

—Leading Scorers—

Leroy Edwards (So. C)	16.3
Dave Lawrence (Jr. F)	9.1
Garland Lewis (Jr. C-F)	5.8
Jack Tucker (Sr. F)	3.7
Warfield Donohue (So. G)	3.5

1935-36 (15-6, 6-2 SEC)

Coach: Adolph Rupp
 Captain: Milerd Anderson

D.6	GEORGETOWN	42-17	W
D.17	BEREA	58-30	W
D.23	PITTSBURGH	35-17	W
J.8	at New York U.	28-41	L
J.14	at Xavier	36-32	W
J.17 *	TULANE	49-24	W
J.18 *	TULANE	39-21	W
J.21	MICHIGAN STATE	27-19	W
J.25 *	TENNESSEE	40-31	W
F.1 *	at Vanderbilt	24-33	L
F.3 *	at Alabama	32-30	W
F.7 *	ALABAMA	40-34	W
F.10	at Notre Dame	20-41	L
F.11	at Butler	39-28	W
F.15 *	at Tennessee	28-39	L
F.18	XAVIER	49-40	W

F.21	CREIGHTON	68-38	W
F.22	CREIGHTON	29-31	L
F.24	VANDERBILT	61-41	W
	SEC Tournament (Knoxville, Tenn.)		
F.28 1	Mississippi State	41-39	W
F.29 1	at Tennessee	28-39	L
		813-587	

1 Alumni Memorial Gymnasium (Knoxville, Tenn.)

—Leading Scorers—

Ralph Carlisle (So. F)	11.5
Joe Hagan (So. F)	8.0
Garland Lewis (Sr. C)	7.5
Warfield Donohue (Jr. G)	3.0
J. Rice Walker (So. C-F)	2.4

1936-37 (17-5, 5-3 SEC)

SEC Champions; SEC Tournament Champions

Coach: Adolph Rupp
 Captain: Warfield Donohue

D.9	GEORGETOWN	46-21	W
D.12	BEREA	70-26	W
D.15	at Xavier	OT 34-28	W
D.21	CENTENARY	37-19	W
J.2	MICHIGAN STATE	28-21	W
J.5 1	Notre Dame	28-41	L
J.8	CREIGHTON	59-36	W
J.14	at Michigan State	23-24	L
J.16 2	Akron	32-22	W
J.23 *	TENNESSEE	43-26	W
J.30 *	at Vanderbilt	41-26	W
F.1 3*	Alabama	38-27	W
F.3 *	at Tulane	28-35	L
F.4 *	at Tulane	28-25	W
F.8	MEXICO	58-30	W
F.10 *	ALABAMA	31-34	L
F.13 *	at Tennessee	24-26	L
F.20 *	VANDERBILT	51-19	W
F.22	XAVIER	23-15	W

SEC Tournament (Knoxville, Tenn.)

F.26 4	LSU	57-37	W
F.27 4	Georgia Tech	40-30	W
M.1 4	at Tennessee	39-25	W
		858-593	

1 Jefferson County Armory (Louisville, Ky.)
 2 Schmidt Fieldhouse (Cincinnati, Ohio)
 3 Birmingham Athletic Club (Birmingham, Ala.)
 4 Alumni Memorial Gymnasium (Knoxville, Tenn.)

—Leading Scorers—

Ralph Carlisle (Jr. F)	9.9
Joe Hagan (Jr. F)	7.3
Homer Thompson (So. C)	4.9
Walter Hodge (Sr. G)	3.7
Bernie Opper (So. G)	3.5

1937-38 (13-5, 6-0 SEC)

Coach: Adolph Rupp
 Captain: J. Rice Walker

D.15	BEREA	69-35	W
D.18	CINCINNATI	38-21	W
D.22	CENTENARY	35-25	W
D.29 1	Pittsburgh	40-29	W
J.8	at Michigan State	38-43	L
J.10	at Detroit	26-34	L
J.15	at Notre Dame	37-47	L
J.22 *	TENNESSEE	52-27	W
J.29 *	at Vanderbilt	42-19	W
J.31 2*	Alabama	57-31	W
F.5	at Xavier	32-39	L
F.7	MICHIGAN STATE	44-27	W
F.12 *	ALABAMA	28-21	W
F.14	MARQUETTE	35-33	W
F.17	XAVIER	45-29	W
F.21 *	VANDERBILT	48-24	W
F.26 *	at Tennessee	29-26	W

SEC Tournament (Baton Rouge, La.)

M.3 3 Tulane 36-38 L
731-512

- 1 Sugar Bowl Classic (Municipal Auditorium, New Orleans, La.)
- 2 Birmingham City Auditorium (Birmingham, Ala.)
- 3 Huey Long Fieldhouse (Baton Rouge, La.)

—Leading Scorers—

Joe Hagan (Sr. F) 10.1
Fred Curtis (Jr. F) 6.3
Bernie Opper (Jr. G) 5.6
Homer Thompson (Jr. C) 4.9
Mickey Rouse (So. G) 4.4

1938-39 (16-4, 5-2 SEC)

SEC Champions; SEC Tournament Champions

Coach: Adolph Rupp

Captain: Bernard Opper

D.2	GEORGETOWN	39-19	W
D.10	KENTUCKY WESLEYAN	57-18	W
D.17	CINCINNATI	44-27	W
D.21	WASHINGTON & LEE	67-47	W
J.4	at Long Island	34-52	L
J.6	at St. Joseph's	41-30	W
J.14	1 Notre Dame	37-42	L
J.21	* TENNESSEE	39-30	L
J.28	2* Alabama	28-41	L
J.30	* at Vanderbilt	51-37	W
F.4	Marquette	37-31	W
F.8	at Xavier	41-31	W
F.11	* ALABAMA	45-27	W
F.13	* MISSISSIPPI STATE	39-28	W
F.18	* at Tennessee	2OT 36-34	W
F.21	XAVIER	43-23	W
F.25	* VANDERBILT	52-27	W

SEC Tournament (Knoxville, Tenn.)

M.2	3 Ole Miss	49-30	W
M.3	3 LSU	53-34	W
M.4	3 at Tennessee	46-38	W
		878-646	

- 1 Jefferson County Armory (Louisville, Ky.)
- 2 Birmingham City Auditorium (Birmingham, Ala.)
- 3 Alumni Memorial Gymnasium (Knoxville, Tenn.)

—Leading Scorers—

Fred Curtis (Sr. F) 9.2
Homer Thompson (Sr. C) 6.7
Keith Farnsley (So. F) 6.4
Mickey Rouse (Jr. G) 5.4
Marion Cluggish (Jr. C) 5.3

1939-40 (15-6, 4-4 SEC)

SEC Champions; SEC Tournament Champions; Sugar Bowl Champions

Coach: Adolph Rupp

Captain: Layton Rouse

D.9	BEREA	74-24	W
D.16	CINCINNATI	30-39	L
D.21	1 Clemson	55-31	W
D.27	2 Ohio State	36-30	W
J.1	KANSAS STATE	53-26	W
J.6	at Xavier	OT 42-41	W
J.8	WEST VIRGINIA	47-38	W
J.13	at Notre Dame	47-52	L
J.20	* TENNESSEE	35-26	W
J.27	3* Alabama	32-36	L
J.29	* at Vanderbilt	32-40	L
F.3	Marquette	51-45	W
F.10	* ALABAMA	46-18	W
F.12	XAVIER	37-29	W
F.13	* MISSISSIPPI STATE	45-37	W
F.17	* at Tennessee	23-27	L
F.19	* at Georgia Tech	39-44	L
F.24	* VANDERBILT	43-38	W

SEC Tournament (Knoxville, Tenn.)

F.29	4 Vanderbilt	44-34	W
M.1	4 at Tennessee	OT 30-29	W
M.2	4 Georgia	51-43	W
		892-724	

- 1 American Enka Gymnasium (Asheville, N.C.)
- 2 Sugar Bowl Classic (Municipal Auditorium, New Orleans)

- 3 Birmingham City Auditorium (Birmingham, Ala.)
- 4 Alumni Memorial Gymnasium (Knoxville, Tenn.)

—Leading Scorers—

Mickey Rouse (Sr. G) 8.3
Keith Farnsley (Jr. F) 7.2
Marion Cluggish (Sr. C) 7.2
Lee Huber (Jr. G) 5.4
Jim King (So. C) 3.9
Carl Combs (Jr. G) 3.9

1940-41 (17-8, 8-1 SEC)

Coach: Adolph Rupp

Captain: Lee Huber

D.7	ALUMNI	62-25	W
D.12	WEST VIRGINIA	46-34	W
D.13	MARYVILLE	53-14	W
D.18	at Nebraska	39-40	L
D.19	at Creighton	45-54	L
D.20	at Kansas State	28-25	W
D.27	CENTENARY	70-18	W
D.30	1 Indiana	45-48	L
J.4	2 Notre Dame	47-48	L
J.9	at Xavier	48-43	W
J.11	at West Virginia	43-56	L
J.18	* at Tennessee	22-32	L
J.20	* at Georgia Tech	47-37	W
J.25	XAVIER	44-49	L
F.1	* at Vanderbilt	51-50	W
F.3	* at Alabama	38-36	W
F.8	* ALABAMA	46-38	W
F.10	* OLE MISS	60-41	W
F.15	* TENNESSEE	37-28	W
F.17	* GEORGIA TECH	60-41	W
F.24	* VANDERBILT	58-31	W

SEC Tournament (Louisville, Ky.)

F.27	2 Ole Miss	62-52	W
F.28	2 Tulane	59-30	W
M.1	2 Alabama	39-37	W
M.1	2 Tennessee	33-36	L

1182-943

- 1 Sugar Bowl Classic (Municipal Auditorium, New Orleans)
- 2 Jefferson County Armory (Louisville, Ky.)

—Leading Scorers—

Jim King (Jr. C) 6.0
Lee Huber (Sr. G) 5.9
Keith Farnsley (Sr. F) 5.8
Mel Brewer (So. C) 5.1
Mitt Tico (So. C-F) 4.8

1941-42 (19-6, 6-2 SEC)

NCAA Final Four; SEC Champions; SEC Tournament Champions

Coach: Adolph Rupp

Captain: Carl Staker

D.6	MIAMI, OHIO	35-21	W
D.13	at Ohio State	41-43	L
D.16	NEBRASKA	42-27	W
D.22	SOUTH CAROLINA	64-25	W
D.30	TEXAS A&M	49-29	W
J.2	WASHINGTON & LEE	62-32	W
J.10	at Xavier	40-39	W
J.17	* at Tennessee	40-46	L
J.19	* at Georgia	51-26	W
J.20	* at Georgia Tech	63-53	W
J.24	MEXICO	56-26	W
J.31	* GEORGIA	55-38	W
F.2	* at Alabama	35-41	L
F.7	at Notre Dame	43-46	L
F.9	* ALABAMA	50-34	W
F.14	* TENNESSEE	36-33	W
F.16	* GEORGIA TECH	57-51	W
F.21	XAVIER	44-36	W

SEC Tournament (Louisville, Ky.)

F.26	Florida	42-36	W
F.27	Ole Miss	59-32	W
F.28	Auburn	40-31	W
F.28	Alabama (finals)	36-34	W

Postseason Game (Louisville, Ky.)

M.14	Great Lakes Navy	47-58	L
------	------------------	-------	---

NCAA Tournament (New Orleans)

M.20	Illinois	46-44	W
M.21	Dartmouth	28-47	L
		1161-928	

—Leading Scorers—

Marvin Akers (Jr. G)	7.6
Mel Brewer (Jr. C)	7.0
Mitt Tico (Jr. F)	5.8
Ermal Allen (Sr. F)	4.9
Ken England (Jr. G)	4.9

1942-43 (17-6, 8-1 SEC)

Coach: Adolph Rupp

Co-Captains: Marvin Akers and Melvin Brewer

D.12	CINCINNATI	61-39	W
D.19	WASHINGTON	45-38	W
D.23	1 Indiana	52-58	L
J.2	OHIO STATE	40-45	L
J.4	FORT KNOX	64-30	W
J.9	at Xavier	43-38	W
J.16	* at Tennessee	30-28	W
J.18	* at Georgia	60-28	W
J.19	* at Georgia Tech	38-36	W
J.23	1 Notre Dame	60-55	W
J.26	* VANDERBILT	39-38	W
J.30	* at Alabama	32-41	L
F.1	* at Vanderbilt	54-43	W
F.6	* ALABAMA	67-41	W
F.8	XAVIER	48-36	W
F.13	* TENNESSEE	53-29	W
F.15	* GEORGIA TECH	58-31	W
F.20	at DePaul	44-53	L

SEC Tournament (Louisville, Ky.)

F.25	1 Tulane	48-31	W
F.26	1 Georgia	59-30	W
F.27	1 Mississippi State	52-43	W
F.27	1 Tennessee	30-33	L

Postseason Game (Louisville, Ky.)

M.6	1 Great Lakes Navy	39-53	L
		1116-897	

1 Jefferson County Armory (Louisville, Ky.)

—Leading Scorers—

Mitt Tico (Sr. F)	10.1
Mel Brewer (Sr. C)	8.3
Marvin Akers (Sr. G)	7.1
Mulford Davis (So. F)	7.1
Kenny Rollins (So. G)	5.3

1943-44 (19-2)

SEC Champions; SEC Tournament Champions

Coach: Adolph Rupp

D.1	FORT KNOX	51-18	W
D.4	BEREA (Naval V-12)	54-40	W
D.11	1 Indiana	66-41	W
D.13	at Ohio State	40-28	W
D.18	CINCINNATI	58-30	W
D.20	at Illinois	41-43	L
D.28	2 Carnegie Tech	61-14	W
D.30	at St. John's	44-38	W
J.8	1 Notre Dame	55-54	W
J.15	WRIGHT FIELD	61-28	W
J.31	FORT KNOX A.R.C.	76-48	W
F.4	DePAUW	38-35	W
F.7	ILLINOIS	51-40	W
F.12	at Cincinnati	38-34	W
F.26	OHIO	51-35	W

SEC Tournament (Louisville, Ky.)

M.2	1 Georgia	57-29	W
M.3	1 LSU	55-28	W
M.4	1 Tulane	62-46	W

NIT (New York)

M.20	2 Utah	46-38	W
M.22	2 St. John's	45-48	L
M.24	2 Oklahoma State (cons.)	45-29	W
		1095-724	

1 Jefferson County Armory (Louisville, Ky.)

2 Madison Square Garden (New York)

—Leading Scorers—

Bob Brannum (Fr. C)	12.1
Jack Tingle (Fr. F)	8.4
Jack Parkinson (Fr. G)	7.0
Wilbur Schu (So. G)	6.2
Tom Moseley (So. G)	4.2

1944-45 (22-4, 4-1 SEC)

SEC Champions; SEC Tournament Champions

Coach: Adolph Rupp

D.2	FORT KNOX	56-23	W
D.4	BEREA	56-32	W
D.9	CINCINNATI	66-24	W
D.16	1 Indiana	61-43	W
D.23	OHIO STATE	OT 53-48	W
D.26	2 Wyoming	50-46	W
D.30	at Temple	45-44	W
J.1	at Long Island	OT 62-52	W
J.6	OHIO	59-46	W
J.8	ARKANSAS STATE	75-6	W
J.13	MICHIGAN STATE	66-35	W
J.20	* at Tennessee	34-35	L
J.22	* at Georgia Tech	64-58	W
J.27	1 Notre Dame	OT 58-59	L
J.29	* GEORGIA	73-37	W
F.3	* GEORGIA TECH	51-32	W
F.5	at Michigan State	50-66	L
F.17	* TENNESSEE	40-34	W
F.19	at Ohio	61-38	W
F.24	at Cincinnati	65-35	W

SEC Tournament (Louisville, Ky.)

M.1	1 Florida	57-35	W
M.2	1 LSU	68-37	W
M.3	1 Alabama	52-41	W
M.3	1 Tennessee	39-35	W

NCAA Tournament (New York)

M.22	3 Ohio State	37-45	L
M.24	3 Tufts (consolation)	66-56	W
		1464-1042	

1 Jefferson County Armory (Louisville, Ky.)

2 Buffalo Memorial Auditorium (Buffalo, N.Y.)

3 Madison Square Garden (New York)

—Leading Scorers—

Alex Groza (Fr. C)	16.5
Jack Tingle (So. F)	11.5
Jack Parkinson (So. G)	10.4
Wilbur Schu (Jr. F)	8.0
Kenton Campbell (Fr. C)	6.3

1945-46 (28-2, 6-0 SEC)

NIT Champions; SEC Champions; SEC Tournament Champions

Coach: Adolph Rupp

Captain: Jack Parkinson

D.1	FORT KNOX	59-34	W
D.7	WESTERN ONTARIO	51-42	W
D.8	WESTERN ONTARIO	71-28	W
D.15	CINCINNATI	67-31	W
D.18	ARKANSAS	67-42	W
D.21	OKLAHOMA	43-33	W
D.29	at St. John's	73-59	W
J.1	at Temple	45-53	L
J.5	OHIO	57-48	W
J.7	FORT BENNING	81-25	W
J.12	at Michigan State	56-44	W
J.14	at Xavier	62-36	W
J.19	* at Tennessee	50-32	W
J.21	* at Georgia Tech	68-43	W
J.26	1 Notre Dame	47-56	L
J.28	* GEORGIA TECH	54-26	W
F.5	MICHIGAN STATE	59-51	W
F.4	* at Vanderbilt	59-37	W
F.9	2* Vanderbilt	64-31	W
F.16	* TENNESSEE	54-34	W
F.19	at Ohio	60-52	W
F.23	XAVIER	83-40	W

SEC Tournament (Louisville, Ky.)

F.28	1 Auburn	69-24	W
------	----------	-------	---

M.1	1	Florida	69-32	W
M.2	1	Alabama	59-30	W
M.2	1	LSU	59-36	W
Postseason Game (Louisville, Ky.)				
M.9	1	Temple	54-43	W
NIT (New York)				
M.16	3	Arizona	77-53	W
M.18	3	West Virginia	59-51	W
M.20	3	Rhode Island (finals)	46-45	W
1821-1194				

- 1 Jefferson County Armory (Louisville, Ky.)
- 2 Paducah Tilghman Gym (Paducah, Ky.)
- 3 Madison Square Garden (New York)

—Leading Scorers—

Jack Parkinson (6-0 Jr. G)	11.3
Wallace Jones (6-4 Fr. F)	9.7
Ralph Beard (5-10 Fr. G)	9.3
Jack Tingle (6-3 Jr. F)	9.2
Wilbur Schu (6-4 Sr. F)	7.7

1946-47 (34-3, 11-0 SEC)

SEC Champions; SEC Tournament Champions

Coach: Adolph Rupp

Captain: Ken Rollins

N.28	INDIANA CENTRAL	78-36	W
N.30	* TULANE	64-35	W
D.2	FORT KNOX	68-31	W
D.7	at Cincinnati	80-49	W
D.9	IDAHO	65-35	W
D.12	1 DePaul	65-45	W
D.14	TEXAS A&M	83-18	W
D.16	MIAMI, OHIO	62-49	W
D.21	2 St. John's	70-50	W
D.23	BAYLOR	75-34	W
D.28	WABASH	96-24	W
D.30	3 Oklahoma State	31-37	L
J.4	OHIO	46-36	W
J.11	Dayton U.	70-29	W
J.13	* at Vanderbilt	82-30	W
J.18	* at Tennessee	54-39	W
J.20	* at Georgia Tech	70-47	W
J.21	* at Georgia	84-45	W
J.25	XAVIER	71-34	W
J.27	MICHIGAN STATE	86-36	W
F.1	1 Notre Dame	60-30	W
F.3	* at Alabama	48-37	W
F.8	at DePaul	47-53	L
F.10	* GEORGIA	81-40	W
F.15	* TENNESSEE	61-46	W
F.17	* ALABAMA	63-33	W
F.19	at Xavier	58-31	W
F.21	* VANDERBILT	84-41	W
F.22	* GEORGIA TECH	83-46	W

SEC Tournament (Louisville, Ky.)

F.27	1 Vanderbilt	98-29	W
F.28	1 Auburn	84-18	W
M.1	1 Georgia Tech	75-53	W
M.1	1 Tulane	55-38	W

Postseason Game (Louisville, Ky.)

M.8	1 Temple	68-29	W	
NIT (New York)				
M.17	2 Long Island	66-62	W	
M.19	2 North Carolina State	60-42	W	
M.24	2 Utah	45-49	L	
2536-1416				

- 1 Jefferson County Armory (Louisville, Ky.)
- 2 Madison Square Garden (New York)
- 3 Sugar Bowl Classic (Municipal Auditorium, New Orleans)

—Leading Scorers—

Ralph Beard (5-10 So. G)	10.9
Alex Groza (6-7 So. C-F)	10.6
Kenneth Rollins (6-0 Jr. G)	8.4
Joe Holland (6-4 Sr. F)	6.2
Wallace Jones (6-4 So. C)	5.9

1947-48 (36-3, 9-0 SEC)

World Champions (Olympic Games); National Champions; SEC Champions; SEC Tournament Champions; World Champions (Olympic Games);

National Champions; SEC Champions; SEC Tournament Champions

Coach: Adolph Rupp

Captain: Kenneth Rollins

N.29	INDIANA CENTRAL	80-41	W
D.1	FORT KNOX	80-41	W
D.5	TULSA	72-18	W
D.6	TULSA	71-22	W
D.10	1 DePaul	74-50	W
D.13	at Cincinnati	67-31	W
D.17	XAVIER	79-37	W
D.20	at Temple	59-60	L
D.23	at St. John's	52-40	W
J.2	1 Creighton	65-23	W
J.3	WESTERN ONTARIO	98-41	W
J.5	at Miami, Ohio	67-53	W
J.10	at Michigan State	47-45	W
J.12	at Ohio	79-57	W
J.17	* at Tennessee	65-54	W
J.19	* at Georgia Tech	71-56	W
J.20	* at Georgia	88-51	W
J.24	CINCINNATI	70-43	W
J.31	at DePaul	68-51	W
F.2	at Notre Dame	55-64	L
F.5	* at Alabama	41-31	W
F.7	2 Washington, St. Louis	69-39	W
F.9	* at Vanderbilt	82-51	W
F.14	* TENNESSEE	69-42	W
F.16	* ALABAMA	63-33	W
F.20	* VANDERBILT	79-43	W
F.21	* GEORGIA TECH	78-54	W
F.24	1 Temple	58-38	W
F.28	at Xavier	59-37	W

SEC Tournament (Louisville, Ky.)

M.4	1 Florida	87-31	W
M.5	1 LSU	63-47	W
M.6	1 Tennessee	70-47	W
M.6	1 Georgia Tech (finals)	54-43	W

NCAA Tournament (New York)

M.18	3 Columbia	76-53	W
M.20	3 Holy Cross	60-52	W
M.23	3 Baylor	58-42	W

Olympic Trials (New York)

M.27	Louisville	91-57	W
M.29	Baylor	77-59	W

(Championship Collegiate Bracket)

M.31	PHILLIPS OILERS (AAU CHAMPS)	49-53	L	
2690-1730				

- 1 Jefferson County Armory (Louisville, Ky.)
- 2 Ellis Auditorium (Memphis, Tenn.)
- 3 Madison Square Garden (New York)

Olympic Team Exhibition Games

UK vs. Phillips Oilers

Jun30	at Tulsa, Okla.	52-60	L
Jul2	at Kansas City, Mo.	20T 70-69	W
Jul7	at Lexington, Ky.	50-56	L

Olympic Games (London, England)

Jul30	Switzerland	86-21	W
Aug2	Czechoslovakia	53-28	W
Aug3	Argentina	59-57	W
Aug4	Egypt	66-28	W
Aug6	Peru	61-33	W
Aug9	Uruguay	63-28	W
Aug11	Mexico	71-40	W
Aug13	France (Gold Medal game)	65-21	W

World Champions

—Leading Scorers—

Alex Groza (6-7 Jr. C)	12.5
(488 TP in 39 games)	
Ralph Beard (5-10 Jr. G)	12.5
Wallace Jones (6-4 Jr. C-F)	9.3
James Line (6-2 So. F)	6.9
Kenneth Rollins (6-0 Sr. G)	6.6

1948-49 (32-2, 13-0 SEC)

National Champions; SEC Champions; SEC Tournament Champions; Ranked 1st AP; Loser NIT in attempted "Grand Slam"

Coach: Adolph Rupp

N.29	INDIANA CENTRAL	74-38	W	
D.8	1 DePaul	67-36	W	
D.10	TULSA	81-27	W	
D.13	ARKANSAS	76-39	W	
D.16	at Holy Cross	51-48	W	
D.18	at St. John's	57-30	W	
D.22	1* Tulane	51-47	W	
D.29	2 Tulane	78-47	W	
D.30	2 Saint Louis	40-42	L	
J.11	3 Bowling Green	63-61	W	
J.15	* at Tennessee	66-51	W	
J.17	* at Georgia Tech	56-45	W	
J.22	at DePaul	2/NR	56-45	W
J.29	1 Notre Dame	2/NR	62-38	W
J.31	* at Vanderbilt	2/NR	72-50	W
F.2	* at Alabama	1/NR	56-40	W
F.3	4* Ole Miss	1/NR	75-45	W
F.5	5 Bradley	1/18	62-52	W
F.8	* TENNESSEE	1/NR	71-56	W
F.12	XAVIER	1/NR	96-50	W
F.14	* ALABAMA	1/NR	74-32	W
F.16	* OLE MISS	1/NR	85-31	W
F.19	* GEORGIA TECH	1/NR	78-32	W
F.21	* GEORGIA	1/NR	95-40	W
F.24	at Xavier	1/NR	51-40	W
F.26	* VANDERBILT	1/NR	70-37	W

SEC Tournament (Louisville, Ky)

M.3	1 Florida	1/NR	73-36	W
M.4	1 Auburn	1/NR	70-39	W
M.5	1 Tennessee	1/NR	83-44	W
M.5	1 Tulane	1/7	68-52	W

NIT (New York)

M.14	6 Loyola, Chicago	1/16	56-67	L
------	-------------------	------	-------	---

NCAA Eastern Regional (New York)

M.21	6 Villanova	1/5	85-72	W
M.22	6 Illinois	1/4	76-47	W

NCAA Finals (Seattle)

M.26	7 Oklahoma State	1/2	46-36	W
			2320-1492	

- Jefferson County Armory (Louisville, Ky)
- Sugar Bowl Classic (Municipal Auditorium, New Orleans)
- Cleveland Arena (Cleveland, Ohio)
- Ellis Auditorium (Memphis, Tenn.)
- Owensboro Sportscenter (Owensboro, Ky)
- Madison Square Garden (New York)
- Edmundson Pavilion (Seattle)

—Leading Scorers—

Alex Groza (6-7 Sr. C)	20.5
Ralph Beard (5-10 Sr. G)	10.8
Wallace Jones (6-4 Sr. F-C)	8.6
Cliff Barker (6-2 Sr. G-F)	7.3
Dale Barnstable (6-3 Jr. F-G)	6.1

1949-50 (25-5, 11-2 SEC)

SEC Champions; SEC Tournament Champions; Sugar Bowl Champions; Ranked 3rd AP

Coach: Adolph Rupp

Captain: Dale Barnstable

D.3	INDIANA CENTRAL	84-61	W	
D.10	WESTERN ONTARIO	90-18	W	
D.15	at St. John's	58-69	L	
D.21	1 DePaul	49-47	W	
D.23	at Purdue	60-54	W	
D.29	2 Villanova	OT 57-56	W	
D.30	2 Bradley (finals)	71-66	W	
J.2	3 Arkansas	57-53	W	
J.4	4* Mississippi State	87-55	W	
J.9	NORTH CAROLINA	2/NR	83-44	W
J.14	* at Tennessee	2/NR	53-66	L
J.16	* at Georgia Tech	2/NR	61-47	W
J.17	* at Georgia	5/NR	60-71	L
J.21	at DePaul	5/NR	86-53	W
J.23	at Notre Dame	5/NR	51-64	L

J.26	at Xavier	4/NR	58-47	W
J.28	* GEORGIA	4/NR	88-56	W
J.30	* at Vanderbilt	4/NR	58-54	W
F.2	* at Alabama	6/NR	66-64	W
F.4	5* Ole Miss	6/NR	61-55	W
F.11	* TENNESSEE	7/NR	79-52	W
F.13	* ALABAMA	7/NR	77-57	W
F.15	* OLE MISS	5/NR	90-50	W
F.18	* GEORGIA TECH	5/NR	97-62	W
F.23	XAVIER	5/NR	58-53	W
F.25	* VANDERBILT	5/NR	70-66	W

SEC Tournament (Louisville, Ky)

M.3	1 Mississippi State	4/NR	56-46	W
M.4	1 Georgia	4/NR	79-63	W
M.4	1 Tennessee	4/NR	95-58	W

NIT (New York)

M.14	6 CCNY	3/NR	50-89	L
			2089-1696	

- Jefferson County Armory (Louisville, Ky)
- Sugar Bowl Classic (Municipal Auditorium, New Orleans)
- Little Rock, Ark.
- Owensboro Sportscenter (Owensboro, Ky)
- Ellis Auditorium (Memphis, Tenn.)
- Madison Square Garden (New York)

—Leading Scorers—

Bill Spivey (7-0 So. C)	19.3
Jim Line (6-2 Sr. F)	13.1
Walt Hirsch (6-4 Jr. F)	9.9
Bobby Watson (5-10 So. G)	7.5
Dale Barnstable (6-3 Sr. G)	5.9

MEMORIAL COLISEUM ERA (1950-1975)

1950-51 (32-2, 14-0 SEC)

National Champions; SEC Champions; Ranked 1st AP, 1st UPI

Coach: Adolph Rupp

Captain: Walt Hirsch

D.1	WEST TEXAS STATE	73-43	W	
D.9	PURDUE	70-52	W	
D.12	at Xavier	67-56	W	
D.14	* FLORIDA	85-37	W	
D.16	KANSAS	68-39	W	
D.23	at St. John's	1/13	43-37	W
D.29	1 Saint Louis	1/NR	OT 42-43	L
D.30	1 Syracuse	1/NR	69-59	W
J.5	* AUBURN	3/NR	79-35	W
J.8	DePAUL	3/NR	63-55	W
J.13	* ALABAMA	3/NR	65-48	W
J.15	NOTRE DAME	3/NR	69-44	W
J.20	* at Tennessee	2/NR	70-45	W
J.22	* at Georgia Tech	2/NR	82-61	W
J.27	* at Vanderbilt	1/NR	74-49	W
J.29	* at Tulane	1/NR	104-68	W
J.31	* at LSU	1/NR	81-59	W
F.2	* at Mississippi State	1/NR	80-60	W
F.3	2* Ole Miss	1/NR	86-39	W
F.9	* GEORGIA TECH	1/NR	75-42	W
F.13	XAVIER	1/NR	78-51	W
F.17	* TENNESSEE	1/NR	86-61	W
F.19	at DePaul	1/NR	60-57	W
F.23	* GEORGIA	1/NR	88-41	W
F.24	* VANDERBILT	1/NR	89-57	W

SEC Tournament (Louisville, Ky)

M.1	3 Mississippi State	1/NR	92-70	W
M.2	3 Auburn	1/NR	84-54	W
M.3	3 Georgia Tech	1/NR	82-56	W
M.3	3 Vanderbilt	1/NR	57-61	L
M.13	LOYOLA, CHICAGO	1/NR	97-61	W

NCAA First Round (Raleigh, N.C.)

M.20	4 Louisville	1/NR	79-68	W
------	--------------	------	-------	---

NCAA Eastern Regional (New York)

M.22	5 St. John's	1/9	59-43	W
M.24	5 Illinois	1/5	76-74	W

NCAA National Finals (Minneapolis)

M.27	6 Kansas State	1/4	68-58	W
			2540-1783	

- 1 Sugar Bowl Classic (Municipal Auditorium, New Orleans)
- 2 Owensboro Sportscenter (Owensboro, Ky)
- 3 Jefferson County Armory (Louisville, Ky)
- 4 Reynolds Coliseum (Raleigh, N.C.)
- 5 Madison Square Garden (New York)
- 6 Williams Arena (Minneapolis)

Exhibition Game			
Apr 27	KY ALL-STARS	92-49	W
Puerto Rico Exhibition Tour			
Aug 25	San German Ath.	86-38	W
Aug 26	Ponce Lions	83-43	W
Aug 27	San Turco	93-40	W
Aug 29	Univ. of Puerto Rico	91-44	W
Sep 2	U.S. Navy (called at half - rain)	52-23	W
Sep 3	Puerto Rico	75-46	W

(N1) Owensboro, Ky.

—Leading Scorers—

Bill Spivey (7-0 Jr. C)	19.2
Shelby Linville (6-5 Jr. F)	10.4
Bobby Watson (5-10 Jr. G)	10.4
Frank Ramsey (6-3 So. G)	10.1
Cliff Hagan (6-4 So. C)	9.2
Walt Hirsch (6-3 Sr. F)	9.1

1951-52 (29-3, 14-0 SEC)

SEC Champions; SEC Tournament Champions; Runner-Up Sugar Bowl;

Ranked 1st AP, 1st UPI

Coach: Adolph Rupp

Captain: Robert Watson

D.8	WASHINGTON & LEE	96-46	W
D.10	at Xavier	1/NR 97-72	W
D.13	at Minnesota	1/NR 57-61	L
D.17	ST. JOHNS	2/1 81-40	W
D.20	DePAUL	2/NR 98-60	W
D.26	UCLA	1/16 84-53	W
D.28 1	Brigham Young	1/NR 84-64	W
D.29 1	Saint Louis	1/12 60-61	L
J.3 2	Ole Miss	4/NR 116-58	W
J.5 *	LSU	4/NR 57-47	W
J.7	XAVIER	4/NR 83-50	W
J.12 *	at Florida	3/NR 99-52	W
J.14 3*	Georgia	3/NR 95-55	W
J.19 *	at Tennessee	3/NR 65-56	W
J.21 *	at Georgia Tech	3/NR 96-51	W
J.26 *	at Alabama	3/NR 71-67	W
J.28 *	at Vanderbilt	3/NR 88-51	W
J.30 *	at Auburn	1/NR 88-48	W
F.2 4	Notre Dame	1/NR 71-66	W
F.4 *	TULANE	1/NR 103-54	W
F.6 *	OLE MISS	1/NR 81-61	W
F.9 *	GEORGIA TECH	1/NR 93-42	W
F.11 *	MISSISSIPPI STATE	1/NR 110-66	W
F.16 *	TENNESSEE	1/NR 95-40	W
F.21 *	VANDERBILT	1/NR 75-45	W
F.23	at DePaul	1/NR 63-61	W

SEC Tournament (Louisville, Ky.)

F.28 3	Georgia Tech	1/NR 80-59	W
F.29 3	Tulane	1/NR 85-61	W
M.1 3	Tennessee	1/NR 81-66	W
M.1 3	LSU	1/NR 44-43	W

NCAA Eastern Regional (Raleigh, NC)

M.21 5	Penn. State	1/NR 82-54	W
M.22 5	St. John's	1/10 57-64	L

2635-1774

- 1 Sugar Bowl Classic (Municipal Auditorium, New Orleans)
- 2 Owensboro Sportscenter (Owensboro, Ky)
- 3 Jefferson County Armory (Louisville, Ky)
- 4 Chicago Stadium (Chicago)
- 5 Reynolds Coliseum (Raleigh, N.C.)

—Leading Scorers—

Cliff Hagan (6-4 Jr. C)	21.6
Frank Ramsey (6-3 Jr. G)	15.9
Bobby Watson (5-10 Sr. G)	13.1
Lou Tsiropoulos (6-5 Jr. F)	7.9
Lucian Whitaker (6-0 Sr. F)	7.8

1952-53—No SCHEDULE.

Under suspension by NCAA; Intra Squad Scrimmage Results

Coach: Adolph Rupp

Co-Captains: Cliff Hagan and Frank Ramsey

D.13	Varsity	76	Freshman	45
J.19	Ramsey's	71	Hagan's	50
F.4	Hagan's	68	Ramsey's	55
F.28	Blues	49	Whites	47
		264	197	

1953-54 (25-0, 14-0 SEC)

SEC Champions; UKIT Champions; Ranked 1st AP, 2nd UPI; Declined NCAA

Berth

Coach: Adolph Rupp

Co-Captains: Cliff Hagan and Frank Ramsey

D.5	TEMPLE	86-59	W
D.12	at Xavier	2/NR 81-66	W
D.14	WAKE FOREST	2/NR 101-69	W
D.18	at Saint Louis	2/NR 71-59	W
D.21 1	DUKE	2/13 85-69	W
D.22 1	LASALLE	2/16 73-60	W
D.28	MINNESOTA	2/8 74-59	W
J.4	XAVIER	1/NR 77-71	W
J.9 *	GEORGIA TECH	1/NR 105-53	W
J.11	DePAUL	1/NR 81-63	W
J.16 *	TULANE	1/NR 94-43	W
J.23 *	at Tennessee	1/NR 97-71	W
J.30 *	at Vanderbilt	1/NR 85-63	W
F.2 2*	Georgia Tech	1/NR 99-48	W
F.4 *	GEORGIA	1/NR 106-55	W
F.6 3*	Georgia	1/NR 100-88	W
F.8 *	at Florida	1/NR 97-55	W
F.13 *	OLE MISS	1/NR 88-62	W
F.15 *	MISSISSIPPI STATE	1/NR 81-49	W
F.18 *	TENNESSEE	2/NR 90-63	W
F.20	at DePaul	2/NR 76-61	W
F.22 *	VANDERBILT	2/NR 100-64	W
F.27 4*	Auburn	2/NR 109-79	W
M.1 *	at Alabama	2/NR 68-43	W
M.9 5	LSU	1/8 63-56	W

2187-1508

- 1 UK Invitation Tournament (Lexington, Ky)
- 2 Jefferson County Armory (Louisville, Ky)
- 3 Owensboro Sportscenter (Owensboro, Ky)
- 4 Garrett Coliseum (Montgomery, Ala.)
- 5 SEC Playoff (Memorial Gym, Nashville, Tenn.) Kentucky and LSU tied for league title due to a schedule disagreement. Kentucky won but declined NCAA bid.

—Leading Scorers—

Cliff Hagan (6-4 Sr. C)	24.0
Frank Ramsey (6-3 Sr. G)	19.6
Lou Tsiropoulos (6-5 Sr. F)	14.5
Billy Evans (6-1 Jr. F)	8.4
Gayle Rose (6-0 Jr. G)	6.7

1954-55 (23-3, 12-2 SEC)

SEC Champions; UKIT Champions; Ranked 2nd AP, 2nd UPI

Coach: Adolph Rupp

Captain: Bill Evans

D.4	LSU	74-58	W
D.11	at Xavier	2/NR 73-69	W
D.18	TEMPLE	2/NR 79-61	W
D.21 1	UTAH	1/2 70-65	W
D.22 1	LASALLE	1/4 63-54	W
D.30	SAINT LOUIS	1/NR 82-65	W
J.1	at Temple	1/NR 101-69	W
J.8 *	GEORGIA TECH	1/NR 58-59	L
J.10	DePAUL	1/NR 92-59	W
J.15 *	at Tulane	1/NR 58-44	W
J.17 *	at LSU	1/NR 64-62	W
J.22 *	at Tennessee	1/NR 84-66	W
J.29 *	at Vanderbilt	1/18 75-71	W
J.31 *	at Georgia Tech	1/NR 59-65	L
F.3 *	FLORIDA	1/NR 87-63	W
F.5 2*	Ole Miss	1/NR 84-66	W
F.7 *	at Mississippi State	1/NR 61-56	W

F9	*	GEORGIA	2/NR	86-40	W
F14		XAVIER	2/NR	66-55	W
F19		at DePaul	2/NR	76-72	W
F21	*	VANDERBILT	2/20	77-59	W
F26	*	AUBURN	2/NR	93-59	W
F28	*	ALABAMA	2/12	66-52	W
M.5	*	TENNESSEE	2/NR	104-61	W
NCAA Eastern Regional (Evanston, IL)					
M.11	3	Marquette	2/8	71-79	L
M.12	3	Penn State (consolation)	2/NR	84-59	W
1987-1588					

- 1 UK Invitation Tournament (Lexington, Ky)
- 2 Ellis Auditorium (Memphis, Tenn.)
- 3 McGaw Memorial Hall (Evanston, Ill.)

---Leading Scorers---

Bob Burrow (6-7 Jr. C)	19.0
Billy Evans (6-1 Jr. F)	13.9
Phil Grawemeyer (6-7 Jr. F)	13.0
Jerry Bird (6-6 Jr. F)	10.7
Gayle Rose (6-0 Sr. G)	7.4

1955-56 (20-6, 12-2 SEC)

UKIT Runner-Up; Ranked 9th AP; 12th UPI

Coach: Adolph Rupp
 Captain: Phil Grawemeyer

D.3		at LSU		62-52	W
D.10		TEMPLE	2/NR	61-73	L
D.12		DePAUL	2/NR	71-69	W
D.15		at Maryland	12/NR	62-61	W
D.17		IDAHO	12/NR	91-49	W
D.20	1	MINNESOTA	9/NR	72-65	W
D.21	1	DAYTON	9/14	74-89	L
D.28		at Saint Louis	13/NR	101-80	W
J.7	*	GEORGIA TECH	6/NR	104-51	W
J.12	*	TULANE	5/NR	85-63	W
J.14	*	LSU	5/NR	107-65	W
J.21	*	at Tennessee	4/NR	95-68	W
J.28	*	at Vanderbilt	3/7	73-81	L
J.30	*	at Georgia Tech	3/NR	84-62	W
F.1		DUKE	8/10	81-76	W
F.4	*	Auburn	8/NR	82-81	W
F.6	*	at Florida	8/NR	81-70	W
F.11	*	OLE MISS	7/NR	88-49	W
F.13	*	MISSISSIPPI STATE	7/NR	86-65	W
F.18		at DePaul	7/NR	79-81	L
F.20	*	VANDERBILT	7/6	76-55	W
F.25	*	Alabama	8/7	77-101	L
F.27	*	Georgia	8/NR	143-66	W
M.3	*	TENNESSEE	12/NR	101-77	W

NCAA Eastern Regional (Iowa City, Iowa)

M.16	3	Wayne	9/NR	84-64	W
M.17	3	at Iowa	9/5	77-89	L
2197-1802					

- 1 UK Invitation Tournament (Lexington, Ky)
- 2 Garrett Coliseum (Montgomery, Ala.)
- 3 Jefferson County Armory (Louisville, Ky)
- 3 Iowa Fieldhouse (Iowa City, Iowa)

---Leading Scorers---

Bob Burrow (6-7 Sr. C)	21.1
Jerry Bird (6-6 Sr. F)	16.2
Vernon Hatton (6-3 So. G)	13.3
Gerry Calvert (5-11 Jr. G)	11.2
Phil Grawemeyer (6-7 Sr. F)	8.4

1956-57 (23-5, 12-2 SEC)

SEC Champions; UKIT Champions; Sugar Bowl Champions;

Ranked 3rd AP, 3rd UPI

Coach: Adolph Rupp
 Honorary Co-Captains: Ed Beck and Gerry Calvert

D.1		WASHINGTON & LEE		94-66	W
D.3		MIAMI, FLA.		114-75	W
D.8		at Temple		73-58	W
D.10		SAINT LOUIS		70-71	L
D.15		MARYLAND	3/NR	76-55	W
D.18		at Duke	7/13	84-85	L

D.21	1	SMU	7/4	73-67	W
D.22	1	ILLINOIS	7/5	91-70	W
D.28	2	Virginia Tech	3/NR	56-55	W
D.29	2	Houston	3/NR	111-76	W
J.5	*	GEORGIA TECH	3/NR	95-72	W
J.7		LOYOLA, CHICAGO	3/NR	81-62	W
J.12	*	at LSU	3/NR	51-46	W
J.14	*	at Tulane	3/NR	60-68	L
J.19	*	at Tennessee	4/NR	97-72	W
J.26	*	at Vanderbilt	5/13	91-83	W
J.28	*	at Georgia Tech	5/NR	76-65	W
J.30	*	GEORGIA	4/NR	84-53	W
F.2	*	FLORIDA	4/NR	88-61	W
F.8	3*	Ole Miss	3/NR	75-69	W
F.11	*	at Mississippi State	3/NR	81-89	L
F.15		at Loyola, Chicago	3/NR	115-65	W
F.18	*	VANDERBILT	3/10	80-78	W
F.23	*	ALABAMA	3/NR	79-60	W
F.25	*	AUBURN	3/NR	103-85	W
M.2	*	TENNESSEE	3/NR	93-75	W

NCAA Midwest Regional (Lexington, Ky)

M.15		PITTSBURGH	3/11	98-92	W
M.16		MICHIGAN STATE	3/11	68-80	L
2357-1953					

- 1 UK Invitation Tournament (Lexington, Ky)
- 2 Sugar Bowl Classic (Loyola Fieldhouse, New Orleans)
- 3 Ellis Auditorium (Memphis, Tenn.)

---Leading Scorers---

Johnny Cox (6-4 So. F)	19.4
Gerry Calvert (5-11 Sr. G)	15.2
Vernon Hatton (6-3 Jr. G)	14.8
John Crigler (6-3 Jr. F)	10.3
Ed Beck (6-7 Jr. C)	9.5

1957-58 (23-6, 12-2 SEC)

National Champions; SEC Champions; Ranked 9th AP, 14th UPI

Coach: Adolph Rupp
 Honorary Captain: Ed Beck

D.2		DUKE		78-74	W
D.4		at Ohio State		61-54	W
D.7		TEMPLE	30T	85-83	W
D.9		at Maryland		62-71	L
D.14		at Saint Louis	3/9	73-60	W
D.16		at SMU	3/NR	64-65	L
D.20	1	WEST VIRGINIA	5/8	70-77	L
D.21	1	MINNESOTA	5/10	78-58	W
D.23		UTAH STATE	5/NR	92-64	W
D.30		LOYOLA, CHICAGO	9/NR	75-42	W
J.4	*	GEORGIA TECH	10/NR	76-60	W
J.6	*	at Vanderbilt	10/NR	86-81	W
J.11	*	LSU	9/NR	97-52	W
J.13	*	TULANE	9/NR	86-50	W
J.18	*	TENNESSEE	9/13	77-68	W
J.27	*	at Georgia Tech	9/NR	52-71	L
J.29	2*	Georgia	8/NR	74-55	W
J.31	*	at Florida	8/NR	78-56	W
F.8	*	OLE MISS	12/NR	96-65	W
F.10	*	MISSISSIPPI STATE	12/17	72-62	W
F.15		at Loyola, Chicago	12/NR	56-57	L
F.17	*	VANDERBILT	12/NR	65-61	W
F.22	3*	Alabama	13/NR	OT 45-43	W
F.24	4*	Auburn	13/NR	63-64	L
M.1	*	at Tennessee	12/NR	77-66	W

NCAA Mideast Regional (Lexington, Ky)

M.14		MIAMI, OHIO	9/NR	94-70	W
M.15		NOTRE DAME	9/8	89-56	W

NCAA Final Four (Louisville, Ky)

M.21	5	Temple	9/5	61-60	W
M.22	5	Seattle	9/18	84-72	W
2166-1817					

- 1 UK Invitation Tournament (Lexington, Ky)
- 2 Alexander Memorial Coliseum (Atlanta)
- 3 Garrett Coliseum (Montgomery, Ala.)
- 4 Birmingham City Auditorium (Birmingham, Ala.)
- 5 Freedom Hall (Birmingham, Ala.)

—Leading Scorers—

Vernon Hatton (6-3 Sr. G)	17.1
Johnny Cox (6-4 Jr. F)	14.9
John Criger (6-3 Sr. F)	13.6
Adrian Smith (6-0 Sr. G)	12.4
Ed Beck (6-7 Sr. C)	5.6

1958-59 (24-3, 12-2 SEC)

UKIT Champions; Ranked 2nd in Polls

Coach: Adolph Rupp

Honorary Captain: Johnny Cox

D.1	FLORIDA STATE		91-68	W
D.6	at Temple		76-71	W
D.8	at Duke		78-64	W
D.11	SMU	2/18	72-60	W
D.13	SAINT LOUIS	2/9	76-57	W
D.15	MARYLAND	2/NR OT	58-56	W
D.19	OHIO STATE	2/NR	95-76	W
D.20	1 WEST VIRGINIA	2/7	97-91	W
D.29	NAVY	1/NR	82-69	W
D.30	2 Illinois	1/NR	76-75	W
J.3	* GEORGIA TECH	1/NR	72-62	W
J.6	* at Vanderbilt	1/NR	66-75	L
J.10	* at LSU	1/NR	76-61	W
J.12	* at Tulane	1/NR	85-68	W
J.17	* TENNESSEE	2/NR	79-58	W
J.26	* at Georgia Tech	1/NR	94-70	W
J.29	* GEORGIA	1/NR	108-55	W
J.31	* FLORIDA	1/NR	94-51	W
F.7	3* Ole Miss	1/NR	97-72	W
F.9	* at Mississippi State	1/11	58-66	L
F.14	4 Notre Dame	1/NR	71-52	W
F.18	* VANDERBILT	3/NR	83-71	W
F.21	* AUBURN	3/2	75-56	W
F.23	* ALABAMA	3/NR	39-32	W
F.28	* at Tennessee	1/NR	69-56	W

NCAA Mideast Regional (Evanston, Ill.)

M.13	5 Louisville	2/NR	61-76	L
M.14	5 Marquette (consolation)	2/20	98-69	W

2126-1737

- 1 UK Invitation Tournament (Lexington, Ky)
- 2 Freedom Hall (Louisville, Ky)
- 3 Municipal Auditorium (Jackson, Miss.)
- 4 Chicago Stadium (Chicago)
- 5 McGaw Memorial Hall (Evanston, Ill.)

—Leading Scorers—

Johnny Cox (6-4 Sr. F)	17.9
Billy Ray Lickert (6-3 So. G)	13.5
Bennie Coffman (6-0 Jr. G)	10.7
Don Mills (6-6 Jr. C)	10.5
Sid Cohen (6-1 Jr. G)	8.1
Dickie Parsons (5-10 So. G)	8.0

1959-60 (18-7, 10-4 SEC)

UKIT Runner Up

Coach: Adolph Rupp

Co-Captains: Bill Lickert and Don Mills

D.1	NORTHERN COLORADO		106-73	W
D.4	UCLA		68-66	W
D.5	at Southern California		73-87	L
D.12	at Saint Louis		61-73	L
D.14	at Kansas	OT	77-72	W
D.18	1 NORTH CAROLINA		76-70	W
D.19	1 WEST VIRGINIA		70-79	L
D.22	2 Temple	13/NR	97-92	W
D.28	OHIO STATE	13/3	96-93	W
J.2	* GEORGIA TECH	13/10	54-62	L
J.5	* at Vanderbilt	NR/NR	76-59	W
J.9	* LSU	NR/NR	77-45	W
J.11	* TULANE	NR/NR	68-42	W
J.16	* at Tennessee	17/NR	78-68	W
J.25	* at Georgia Tech	16/6	44-65	L
J.27	3* Georgia	15/NR	84-60	W
J.29	* at Florida	15/NR	75-62	W
F.6	* OLE MISS	NR/NR	61-43	W
F.8	* MISSISSIPPI STATE	NR/NR	90-59	W

F.13	NOTRE DAME	NR/NR	68-65	W
F.16	* VANDERBILT	NR/NR	68-60	W
F.20	* at Auburn	NR/17	60-61	L
F.22	4* Alabama	NR/NR	75-55	W
F.27	* TENNESSEE	NR/NR	63-65	L
M.5	PITTSBURGH	NR/NR	73-66	W

1838-1642

- 1 UK Invitation Tournament (Lexington, Ky)
- 2 Freedom Hall (Louisville, Ky)
- 3 Municipal Coliseum (Columbus, Ga.)
- 4 Garrett Coliseum (Montgomery, Ala.)

—Leading Scorers—

Billy Ray Lickert (6-3 Jr. F-G)	14.4
Don Mills (6-6 Sr. C-F)	12.7
Sid Cohen (6-1 Sr. G)	10.7
Bennie Coffman (6-0 Sr. G)	10.2
Ned Jennings (6-9 Jr. C)	8.8

1960-61 (19-9, 10-4 SEC)

UKIT Runner-Up; Ranked 18th UPI

Coach: Adolph Rupp

Captain: Dick Parsons

D.1	VMI		72-56	W
D.3	FLORIDA STATE		58-63	L
D.7	1 Notre Dame		68-62	W
D.13	2 North Carolina	20/5	70-65	W
D.17	at Temple	20/NR	58-66	L
D.21	3 ILLINOIS	NR/NR	83-78	W
D.22	3 SAINT LOUIS	NR/16 OT	72-74	L
D.31	MISSOURI	19/NR	81-69	W
J.2	MIAMI, OHIO	19/NR	70-58	W
J.7	* GEORGIA TECH	NR/NR	89-79	W
J.9	* at Vanderbilt	NR/NR	62-64	L
J.13	* at LSU	NR/NR	59-73	L
J.14	* at Tulane	NR/NR	70-72	L
J.21	* TENNESSEE	NR/NR	83-54	W
J.30	* at Georgia Tech	NR/NR	60-62	L
F.4	* FLORIDA	NR/NR	89-68	W
F.7	* GEORGIA	NR/NR	74-67	W
F.11	4* Ole Miss	NR/NR	74-60	W
F.13	* at Mississippi State	NR/NR	68-62	W
F.17	UCLA	NR/NR	77-76	W
F.21	* VANDERBILT	NR/NR	60-59	W
F.25	* ALABAMA	NR/NR	80-53	W
F.27	* AUBURN	NR/NR	77-51	W
M.4	* at Tennessee	NR/NR	68-61	W
M.9	5 Vanderbilt	NR/NR	88-67	W
M.11	6 Marquette	NR/NR	72-88	L

NCAA Mideast Regional (Louisville, Ky)

M.17	1 Morehead State	NR/NR	71-64	W
M.18	1 Ohio State	NR/1	74-87	L

2027-1858

- 1 Freedom Hall (Louisville, Ky)
- 2 Greensboro Coliseum (Greensboro, N.C.)
- 3 UK Invitation Tournament (Lexington, Ky)
- 4 Municipal Auditorium (Jackson, Miss.)
- 5 SEC Playoff (Knoxville, Tenn.) To determine SEC representative in NCAA Tournament after champion Mississippi State declined bid.
- 6 Chicago Stadium (Chicago)

—Leading Scorers—

Billy Ray Lickert (6-3 Sr. F-G)	16.0
Roger Newman (6-4 Sr. F-G)	14.1
Larry Pursifull (6-1 Jr. G)	13.4
Ned Jennings (6-9 Sr. C)	11.5
Carroll Burchett (6-4 Jr. F-C)	5.1

1961-62 (23-3, 13-1 SEC)

SEC Co-Champions; UKIT Champions; Ranked 3rd AP, 3rd UPI

Coach: Adolph Rupp

Captain: Larry Pursifull

D.2	MIAMI, OHIO	NR/NR	93-61	W
D.4	SOUTHERN CAL	NR/4	77-79	L
D.11	SAINT LOUIS	NR/NR	86-77	W
D.16	BAYLOR	NR/NR	94-60	W
D.18	TEMPLE	NR/NR	78-55	W

D.22	1	TENNESSEE	NR/NR	96-69	W
D.23	1	KANSAS STATE	NR/4	80-67	W
D.27		YALE	6/NR	79-58	W
D.30	2	Notre Dame	6/NR	100-53	W
J.2		VIRGINIA	3/NR	93-73	W
J.6	*	GEORGIA TECH	3/NR	89-70	W
J.8	*	at Vanderbilt	3/NR	77-68	W
J.12	*	LSU	3/NR	84-63	W
J.15	*	at Tennessee	3/NR	95-82	W
J.29	*	at Georgia Tech	2/NR	71-62	W
J.31	3*	Georgia	2/NR	86-59	W
F.2	*	at Florida	2/NR	81-69	W
F.10	*	OLE MISS	2/NR	83-60	W
F.12	*	MISSISSIPPI STATE	2/9	44-49	L
F.19	*	VANDERBILT	2/NR	87-80	W
F.24	*	at Alabama	3/NR	73-65	W
F.26	*	at Auburn	3/NR	63-60	W
M.5	*	TULANE	4/NR	97-72	W
M.10	*	TENNESSEE	4/NR	90-59	W
NCAA Mideast Regional (Iowa City, Iowa)					
M.16	4	Butler	3/NR	81-60	W
M.17	4	Ohio State	3/1	64-74	L

2141-1704

- 1 UK Invitation Tournament (Lexington, Ky)
- 2 Freedom Hall (Louisville, Ky)
- 3 Alexander Memorial Coliseum (Atlanta)
- 4 Iowa Fieldhouse (Iowa City, Iowa)

—Leading Scorers—

Cotton Nash (6-5 So. C-F)	23.4
Larry Pursiful (6-1 Sr. G)	19.1
Carroll Burchett (6-4 Sr. C-F)	11.2
Scotty Baesler (6-0 Jr. G)	10.9
Roy Roberts (6-4 Jr. F)	7.0

1962-63 (16-9, 8-6 SEC)

UKIT Champions

Coach: Adolph Rupp

Captain: Scotty Baesler

D.1		VIRGINIA TECH	3/NR	77-80	L
D.8		at Temple	9/NR	56-52	W
D.12		FLORIDA STATE	NR/NR	83-54	W
D.15		NORTHWESTERN	NR/NR	71-60	W
D.17		NORTH CAROLINA	NR/NR	66-68	L
D.21	1	IOWA	9/NR	94-69	W
D.22	1	WEST VIRGINIA	9/7	79-75	W
D.27		DARTMOUTH	5/NR	95-49	W
D.29	2	Notre Dame	5/NR	78-70	W
D.31		at Saint Louis	5/NR	63-87	L
J.5	*	GEORGIA TECH	6/NR	OT 85-86	L
J.7	*	at Vanderbilt	6/NR	106-82	W
J.11	*	at LSU	NR/NR	63-56	W
J.12	*	at Tulane	NR/NR	81-72	W
J.19	*	TENNESSEE	NR/NR	OT 69-78	L
J.26		XAVIER	NR/NR	90-76	W
J.28	*	at Georgia Tech	NR/7	62-66	L
J.31	*	GEORGIA	NR/NR	74-67	W
F.2	*	FLORIDA	NR/NR	94-71	W
F.9	3*	Ole Miss	NR/NR	75-69	W
F.11	*	at Mississippi State	NR/8	52-56	L
F.18	*	VANDERBILT	NR/NR	67-69	L
F.23	*	AUBURN	NR/9	78-59	W
F.25	*	ALABAMA	NR/NR	80-63	W
M.2	*	at Tennessee	NR/NR	55-63	L

1893-1697

- 1 UK Invitation Tournament (Lexington, Ky)
- 2 Freedom Hall (Louisville, Ky)
- 3 Municipal Auditorium (Jackson, Miss.)

—Leading Scorers—

Cotton Nash (6-5 Jr. F-C)	20.6
*Charles Ishmael (6-5 Jr. G)	11.1
Ted Deeken (6-3 Jr. F)	9.8
Scotty Baesler (6-0 Sr. G)	9.7
Roy Roberts (6-4 Sr. F)	9.0

*Ineligible second semester

1963-64 (21-6, 11-3 SEC)

SEC Champions; UKIT Champions; Sugar Bowl Champions; Ranked 4th AP, 3rd UPI

Coach: Adolph Rupp

Co-Captains: Cotton Nash and Ted Deeken

N.30		VIRGINIA	9/NR	75-64	W
D.2		TEXAS TECH	9/NR	107-91	W
D.7		at Northwestern	9/NR	95-63	W
D.9		NORTH CAROLINA	9/NR	100-80	W
D.14		BAYLOR	5/NR	101-65	W
D.20	1	WISCONSIN	2/NR	108-85	W
D.21	1	WAKE FOREST (finals)	2/NR	98-75	W
D.28	2	Notre Dame	2/NR	101-81	W
D.30	3	at Loyola, La.	2/NR	86-64	W
D.31	3	Duke	1/9	81-79	W
J.4	*	at Georgia Tech	1/NR	67-76	L
J.6	*	at Vanderbilt	1/6	83-85	L
J.10	*	LSU	2/NR	103-84	W
J.11	*	TULANE	2/NR	105-63	W
J.18	*	TENNESSEE	4/NR	66-57	W
J.25	*	GEORGIA TECH	5/NR	79-62	W
F.1	*	at Florida	4/NR	77-72	W
F.3	*	at Georgia	4/NR	103-83	W
F.8	*	OLE MISS	3/NR	102-59	W
F.10	*	MISSISSIPPI STATE	3/NR	65-59	W
F.17	*	VANDERBILT	3/7	104-73	W
F.23	4*	Auburn	3/NR	99-79	W
F.24	*	at Alabama	3/NR	59-65	L
F.29	*	at Tennessee	2/NR	42-38	W
M.2		SAINT LOUIS	2/NR	60-67	L

NCAA Mideast Regional (Minneapolis)

M.13	5	Ohio University	4/NR	69-85	L
M.14	5	Loyola, Chi. (consolation)	4/8	91-100	L

2326-1954

- 1 UK Invitation Tournament (Lexington, Ky)
- 2 Freedom Hall (Louisville, Ky)
- 3 Sugar Bowl Classic (New Orleans)
- 4 Garrett Coliseum (Montgomery, Ala.)
- 5 Williams Arena (Minneapolis)

—Leading Scorers—

Cotton Nash (6-5 Sr. C-F)	24.0
Ted Deeken (6-3 Sr. F)	18.5
Larry Conley (6-3 So. F-C)	12.2
Terry Mobley (6-2 Jr. G)	9.4
Randy Embry (5-11 Jr. G)	7.2

1964-65 (15-10, 10-6 SEC)

UKIT Runner Up

Coach: Adolph Rupp

Captain: Randy Embry

D.4		IOWA	11/NR	85-77	W
D.7	1	North Carolina	11/13	67-82	L
D.9		IOWA STATE	9/NR	100-74	W
D.12		SYRACUSE	9/NR	110-77	W
D.18	2	WEST VIRGINIA	8/NR	102-78	W
D.19	2	ILLINOIS	2/7	86-91	L
D.22		at Saint Louis	NR/9	75-80	L
D.29	3	Notre Dame	NR/NR	97-111	L
J.2		DARTMOUTH	NR/NR	107-67	W
J.5	*	VANDERBILT	NR/NR	79-97	L
J.9	*	at LSU	NR/NR	79-66	W
J.11	*	at Tulane	NR/NR	102-72	W
J.16	*	at Tennessee	NR/NR	58-77	L
J.18	*	AUBURN	NR/NR	73-67	W
J.23	*	at Florida	NR/NR	68-84	L
J.25	*	at Georgia	NR/NR	102-82	W
J.30	*	FLORIDA	NR/NR	78-61	W
F.1	*	GEORGIA	NR/NR	96-64	W
F.6	*	OLE MISS	NR/NR	102-65	W
F.8	*	MISSISSIPPI STATE	NR/NR	74-56	W
F.16	*	at Vanderbilt	NR/NR	90-91	L
F.20	*	at Auburn	NR/NR	69-88	L
F.22	*	at Alabama	NR/NR	71-75	L
F.27	*	TENNESSEE	NR/NR	61-60	W
M.1	*	ALABAMA	NR/NR	78-72	W

2109-1914

- 1 Charlotte Coliseum (Charlotte, N.C.)
- 2 UK Invitation Tournament (Lexington, Ky)
- 3 Freedom Hall (Louisville, Ky)

—Leading Scorers—

Louie Dampier (6-0 So. G)	17.0
Pat Riley (6-4 So. F)	15.0
Tommy Kron (6-5 Jr. G-F)	12.3
John Adams (6-7 Sr. C)	11.8
Larry Conley (6-3 Jr. F)	11.6

1965-66 (27-2, 15-1 SEC)

National Runner-Up; SEC Champions; UKIT Champions; Ranked 1st in Polls

Coach: Adolph Rupp

Honorary Captain:

D.1	HARDIN-SIMMONS	NR/NR	83-55	W
D.4	at Virginia	NR/NR	99-73	W
D.8	at Illinois	NR/NR	86-68	W
D.11	NORTHWESTERN	NR/NR	86-75	W
D.17	1 AIR FORCE	NR/NR	78-58	W
D.18	1 INDIANA (finals)	NR/NR	91-56	W
D.22	at Texas Tech	10/NR	89-73	W
D.29	2 Notre Dame	5/NR	103-69	W
J.3	SAINT LOUIS	5/NR	80-70	W
J.8	* at Florida	2/NR	78-64	W
J.10	* at Georgia	2/NR	2OT 69-65	W
J.15	* VANDERBILT	2/3	96-83	W
J.24	* LSU	2/NR	111-85	W
J.29	* AUBURN	2/NR	115-78	W
J.31	* ALABAMA	2/NR	82-62	W
F.2	* at Vanderbilt	2/3	105-90	W
F.5	* GEORGIA	2/NR	74-50	W
F.7	* FLORIDA	2/NR	85-75	W
F.12	* at Auburn	1/NR	77-64	W
F.14	* at Alabama	1/NR	90-67	W
F.19	* at Mississippi State	1/NR	73-69	W
F.21	* at Ole Miss	1/NR	108-65	W
F.26	* TENNESSEE	1/NR	78-64	W
M.5	* at Tennessee	1/NR	82-69	L
M.7	* TULANE	1/NR	103-74	W
NCAA Mid-east Regional (Iowa City, Iowa)				
M.11	3 Dayton #	1/NR	86-79	W
M.12	3 Michigan	1/9	84-77	W
NCAA Final Four (College Park, Md.)				
M.18	4 Duke	1/2	83-79	W
M.19	4 UTEP	1/3	65-72	L
2519-2028				

- 1 UK Invitation Tournament (Lexington, Ky)
- 2 Freedom Hall (Louisville, Ky)
- 3 Iowa Fieldhouse (Iowa City, Iowa)
- 4 Cole Field House (College Park, Md.)

Rupp wins his 747th game to pass Phog Allen of Kansas.

—Leading Scorers—

Pat Riley (6-4 Jr. F)	22.0
Louie Dampier (6-0 Jr. G)	21.1
Thad Jaracz (6-5 So. C)	13.2
Larry Conley (6-3 Sr. F)	11.5
Tommy Kron (6-5 Sr. G)	10.2

International Universities Tournament (Tel Aviv, Israel)
(Not counted in won-loss record)

Aug.3	Warsaw University	67-58	W
Aug.4	Cambridge University	104-45	W
Aug.6	Salonika University	91-60	W
Aug.10	Istanbul University	82-66	W
Aug.11	Warsaw University	87-57	W

1966-67 (13-13, 8-10 SEC)

UKIT Champions

Coach: Adolph Rupp

D.3	VIRGINIA	3/NR	104-84	W
D.5	ILLINOIS	3/NR	OT 97-98	L
D.10	at Northwestern	3/NR	118-116	W
D.13	NORTH CAROLINA	4/6	55-64	L
D.17	* FLORIDA	4/NR	75-78	L
D.22	1 OREGON STATE	NR/NR	96-66	W

D.23	1 KANSAS STATE	NR/NR	83-79	W
D.28	CORNELL	NR/NR	77-92	L
D.31	2 Notre Dame	NR/NR	96-85	W
J.5	* VANDERBILT	NR/NR	OT 89-91	L
J.14	* at Florida	NR/10	72-89	L
J.16	* at Georgia	NR/NR	40-49	L
J.21	* AUBURN	NR/NR	60-58	W
J.23	* TENNESSEE	NR/NR	2OT 50-52	L
J.28	* LSU	NR/NR	102-72	W
J.30	* OLE MISS	NR/NR	96-53	W
F.4	* at LSU	NR/NR	105-84	W
F.6	* at Ole Miss	NR/NR	79-70	W
F.11	* MISSISSIPPI STATE	NR/NR	OT 72-77	L
F.13	* at Tennessee	NR/NR	57-76	L
F.18	* at Mississippi State #	NR/NR	103-74	W
F.20	* GEORGIA	NR/NR	101-76	W
F.25	* at Alabama	NR/NR	71-81	L
F.27	* at Auburn	NR/NR	49-60	L
M.4	* at Vanderbilt	NR/NR	94-110	L
M.6	* ALABAMA	NR/NR	110-78	W
2151-2012				

- 1 UK Invitation Tournament (Lexington, Ky)

- 2 Freedom Hall (Louisville, Ky)

Rupp passes Western Kentucky's E.A. Diddle to become the all-time winningest coach with 760 victories.

—Leading Scorers—

Louie Dampier (6-0 Sr. G)	20.6
Pat Riley (6-4 So. F)	17.4
Thad Jaracz (6-5 Jr. C-F)	11.3
Cliff Berger (6-8 Jr. C)	11.3
Phil Argento (6-0 So. G)	5.2

1967-68 (22-5, 15-3 SEC)

SEC Champions; UKIT Champions; Ranked 4th in Polls

Coach: Adolph Rupp

Captain: Thad Jaracz

D.2	at Michigan	NR/NR	96-79	W
D.4	* FLORIDA	NR/NR	99-76	W
D.6	XAVIER	9/NR	111-76	W
D.9	PENNSYLVANIA	9/NR	64-49	W
D.12	1 North Carolina	4/NR	77-84	L
D.22	2 DAYTON	7/NR	88-85	W
D.23	2 SOUTH CAROLINA	7/NR	76-66	W
D.30	3 Notre Dame	6/NR	81-73	W
J.6	* at Vanderbilt	5/NR	94-78	W
J.8	* at Alabama	5/NR	84-76	W
J.13	* at Florida	4/NR	78-96	L
J.15	* GEORGIA	4/NR	104-73	W
J.20	* at Auburn	8/NR	73-74	L
J.22	* at Tennessee	8/NR	59-87	L
J.27	* at LSU	9/NR	121-95	W
J.29	* at Ole Miss	9/NR	85-76	W
F.3	* LSU	10/NR	109-96	W
F.5	* OLE MISS	10/NR	78-62	W
F.10	* at Mississippi State	8/NR	92-84	W
F.12	* TENNESSEE	8/NR	60-59	W
F.17	* MISSISSIPPI STATE	8/NR	107-81	W
F.19	* at Georgia	8/NR	106-87	W
F.24	* ALABAMA	5/NR	96-83	W
F.26	* AUBURN	5/NR	89-57	W
M.2	* VANDERBILT	5/NR	85-80	W
NCAA Mid-east Regional (Lexington, Ky)				
M.15	MARQUETTE	5/NR	107-89	W
M.16	OHIO STATE	5/NR	81-82	L
2400-2103				

- 1 Greensboro Coliseum (Greensboro, N.C.)

- 2 UK Invitation Tournament (Lexington, Ky)

- 3 Freedom Hall (Louisville, Ky)

—Leading Scorers—

Mike Casey (6-4 So. G)	20.1
Dan Issel (6-6 So. C)	16.4
Mike Pratt (6-4 So. F)	14.1
Phil Argento (6-2 Jr. G)	12.3
Thad Jaracz (6-5 Sr. F)	11.3

1968-69 (23-5, 16-2 SEC)

SEC Champions; UKIT Champions; Ranked 7th in Polls

Coach: Adolph Rupp

Captain: Phil Argento

N.30	XAVIER	3/NR	115-77	W
D.2	at Miami, Ohio	3/NR	86-77	W
D.7	NORTH CAROLINA	3/NR	77-87	L
D.14	at Pennsylvania	4/NR	102-78	W
D.20	1 MICHIGAN	4/NR	112-104	W
D.21	1 ARMY	4/NR	80-65	W
D.28	2 Notre Dame	4/NR	110-90	W
D.31	3 Wisconsin	4/NR	65-69	L
J.4	* at Ole Miss	3/NR	69-59	W
J.6	* at Mississippi State	3/NR	91-72	W
J.11	* FLORIDA	7/NR	88-67	W
J.13	* GEORGIA	7/NR	88-68	W
J.18	* at Tennessee	5/NR	69-66	W
J.25	* at LSU	5/NR	108-96	W
J.27	* at Alabama	5/NR	OT 83-70	W
F.1	* VANDERBILT	5/NR	103-89	W
F.3	* AUBURN	5/NR	105-93	W
F.8	* OLE MISS	4/NR	104-68	W
F.10	* MISSISSIPPI STATE	4/NR	91-69	W
F.15	* at Florida	4/NR	81-82	L
F.17	* at Georgia	4/NR	85-77	W
F.22	* LSU	6/NR	103-89	W
F.24	* ALABAMA	6/NR	108-79	W
M.1	* at Vanderbilt	6/NR	99-101	L
M.3	* at Auburn	6/NR	90-86	W
M.8	* TENNESSEE	7/NR	84-69	W

NCAA Midwest Regional (Madison, Wis.)

M.13	4 Marquette	7/14	74-81	L
M.15	4 Miami, Ohio (consolation)	7/NR	72-71	W
				2542-2199

1 UK Invitation Tournament (Lexington, Ky)

2 Freedom Hall (Louisville, Ky)

3 Chicago Stadium (Chicago)

4 Wisconsin Field House (Madison, Wisc.)

—Leading Scorers—

Dan Issel (6-8 Jr. C)	26.6
Mike Casey (6-4 Jr. G)	19.1
Mike Pratt (6-4 Jr. F)	16.9
Phil Argento (6-2 Sr. G)	10.0
Larry Steele (6-5 So. F)	8.6

1969-70 (26-2, 17-1 SEC)

SEC Champions; UKIT Champions; Ranked 1st AP, 1st UPI

Coach: Adolph Rupp

Co-Captains: Dan Issel and Mike Pratt

D.1	WEST VIRGINIA	2/NR	106-87	W
D.6	KANSAS	2/NR	115-85	W
D.8	1 North Carolina	2/7	94-87	W
D.13	INDIANA	1/NR	109-92	W
D.19	2 NAVY	1/NR	73-59	W
D.20	2 DUKE	1/NR	98-76	W
D.27	3 Notre Dame	1/11	102-100	W
D.29	MIAMI, OHIO	1/NR	80-58	W
J.3	* OLE MISS	1/NR	95-73	W
J.5	* MISSISSIPPI STATE	1/NR	111-76	W
J.10	* at Florida	2/NR	88-69	W
J.12	* at Georgia	2/NR	72-71	W
J.17	* TENNESSEE	2/NR	68-52	W
J.24	* LSU	2/NR	109-96	W
J.26	* ALABAMA	2/NR	86-71	W
J.31	* at Vanderbilt	2/NR	81-89	L
F.2	* at Auburn	2/NR	84-83	W
F.7	* at Ole Miss	3/NR	120-85	W
F.9	* at Mississippi State	3/NR	86-57	W
F.14	* FLORIDA	3/NR	110-86	W
F.16	* GEORGIA	3/20	116-86	W
F.21	* at LSU	2/NR	121-105	W
F.23	* at Alabama	2/NR	98-89	W
F.28	* VANDERBILT	1/NR	90-86	W
M.2	* AUBURN	1/NR	102-81	W
M.7	* at Tennessee	2/NR	86-69	W

NCAA Midwest Regional (Columbus, Ohio)

M.12	4 Notre Dame	1/9	109-99	W
M.14	4 Jacksonville	1/4	100-106	L
				2709-2253

1 Charlotte Coliseum (Charlotte, N.C.)

2 UK Invitation Tournament (Lexington, Ky)

3 Freedom Hall (Louisville, Ky)

4 St. John Arena (Columbus, Ohio)

—Leading Scorers—

Dan Issel (6-8 Sr. C)	33.9
Mike Pratt (6-4 Sr. F)	19.3
Tom Parker (6-6 So. F)	10.4
Larry Steele (6-5 Jr. F)	8.8
Terry Mills (6-2 Jr. G)	8.1

1970-71 (22-6, 16-2 SEC)

SEC Champions; UKIT Runner Up; Ranked 8th AP, 8th UPI

Coach: Adolph Rupp

Honorary Co-Captains: Mike Casey and Larry Steele

D.1	at Northwestern	3/NR	115-100	W
D.5	MICHIGAN	3/NR	104-93	W
D.7	at West Virginia	3/NR	106-100	W
D.12	at Indiana	5/11	OT 95-93	W
D.18	1 DePAUL	3/NR	106-85	W
D.19	1 PURDUE (finals)	3/NR	83-89	L
D.22	OREGON STATE	7/NR	84-78	W
D.29	2 Notre Dame	8/NR	92-99	L
J.2	* at Ole Miss	8/NR	103-95	W
J.4	* at Mississippi State	8/NR	79-71	W
J.9	* FLORIDA	11/NR	101-75	W
J.11	* GEORGIA	11/NR	79-66	W
J.16	* at Tennessee	10/NR	71-75	L
J.23	* at LSU	12/NR	82-79	W
J.25	* at Alabama	12/NR	86-73	W
J.30	* VANDERBILT	11/NR	102-92	W
F.1	* AUBURN	11/NR	114-76	W
F.6	* OLE MISS	8/NR	121-86	W
F.8	* MISSISSIPPI STATE	8/NR	102-83	W
F.13	* at Florida	8/NR	65-74	L
F.15	* at Georgia	8/NR	107-95	W
F.20	* LSU	12/NR	110-73	W
F.22	* ALABAMA	12/NR	101-74	W
F.27	* at Vanderbilt	10/NR	119-90	W
M.1	* at Auburn	10/NR	102-83	W
M.6	* TENNESSEE	8/NR	84-78	W

NCAA Midwest Regional (Athens, Ga.)

M.18	3 Western Kentucky	8/NR	83-107	L
M.20	3 Marquette (consolation)	8/7	74-91	L
				2670-2373

1 UK Invitation Tournament (Lexington, Ky)

2 Freedom Hall (Louisville, Ky)

3 Stegeman Coliseum (Athens, Ga.)

—Leading Scorers—

Tom Parker (6-7 Jr. F)	17.6
Mike Casey (6-4 Sr. G)	17.0
Tom Payne (7-2 So. C)	16.9
Kent Hollenbeck (6-4 Jr. G)	14.0
Larry Steele (6-5 Sr. F)	13.1

1971-72 (21-7, 14-4 SEC)

SEC Champions; UKIT Champions; Ranked 18th AP, 14th UPI

Coach: Adolph Rupp

Honorary Co-Captains: Stan Key and Tom Parker

D.1	NORTHWESTERN	10/NR	94-85	W
D.4	at Kansas	10/14	79-69	W
D.6	at Kansas State	10/NR	71-64	W
D.11	1 Indiana	7/NR	2OT 89-90	L
D.13	MICHIGAN STATE	7/NR	85-91	L
D.17	2 MISSOURI	7/NR	83-79	W
D.18	2 PRINCETON	7/18	96-82	W
D.28	1 Notre Dame	12/NR	83-67	W
J.8	* OLE MISS	19/NR	93-82	W
J.10	* MISSISSIPPI STATE	19/NR	104-76	W
J.15	* at Florida	NR/NR	70-72	L
J.17	* at Georgia	NR/NR	73-85	L

J.22	*	TENNESSEE	NR/19	72-70	W
J.24	*	VANDERBILT	NR/NR	106-80	W
J.29	*	LSU	NR/NR	89-71	W
J.31	*	ALABAMA	NR/NR	77-74	W
F.5	*	at Vanderbilt	NR/NR	OT 85-80	W
F.7	*	at Auburn	NR/NR	78-72	W
F.12	*	at Ole Miss	NR/NR	90-82	W
F.14	*	at Mississippi State	NR/NR	63-55	W
F.19	*	FLORIDA	17/NR	95-68	W
F.21	*	GEORGIA	17/NR	87-63	W
F.26	*	at LSU	18/NR	71-88	L
F.28	*	at Alabama	18/NR	70-73	L
M.6	*	AUBURN	NR/NR	102-67	W
M.9	*	at Tennessee	NR/NR	67-66	W
NCAA Mideast Regional (Dayton, Ohio)					
M.16	3	Marquette	18/7	85-69	W
M.18	3	Florida State	18/10	54-73	L
				2311-2093	

Earned NCAA bid by beating Tennessee twice.

- 1 Freedom Hall (Louisville, Ky)
- 2 UK Invitation Tournament (Lexington, Ky)
- 3 University of Dayton Arena (Dayton, Ohio)

---Leading Scorers---

Jim Andrews (6-11 Jr. C)	21.5
Tom Parker (6-7 Sr. F)	18.0
Ronnie Lyons (5-10 So. G)	13.2
Stan Key (6-3 Sr. G)	12.5
Larry Stamper (6-6 Jr. F)	10.3

JOE B. HALL ERA (1973-85)

1972-73 (20-8, 14-4 SEC)

SEC Champions; UKIT Champions; Ranked 17th AP, 15th UPI

Coach: Joe B. Hall

Honorary Captain: Jim Andrews

D.2	at Michigan State	13/NR	75-66	W
D.4	IOWA	13/NR	66-79	L
D.9	at Indiana	8/NR	58-64	L
D.11	1 North Carolina	8/13	70-78	L
D.15	2 NEBRASKA	NR/NR	85-60	W
D.16	2 OREGON	NR/NR	95-68	W
D.23	KANSAS	NR/NR	77-71	W
D.30	1 Notre Dame	NR/NR	65-63	W
J.6	* at Ole Miss	NR/NR	58-61	L
J.8	* at Mississippi State	NR/NR	90-81	W
J.13	* FLORIDA	NR/NR	95-65	W
J.15	* GEORGIA	NR/NR	89-68	W
J.20	* at Tennessee	NR/NR	64-65	L
J.22	* at Vanderbilt	NR/18	75-76	L
J.27	* at LSU	NR/NR	86-71	W
J.29	* at Alabama	NR/9	95-93	W
F.3	* VANDERBILT	NR/NR	76-83	L
F.5	* AUBURN	NR/NR	88-57	W
F.10	* OLE MISS	NR/NR	88-70	W
F.12	* MISSISSIPPI STATE	NR/NR	OT 100-87	W
F.17	* at Florida	NR/NR	94-83	W
F.19	* at Georgia	NR/NR	99-86	W
F.24	* LSU	NR/NR	94-76	W
F.26	* ALABAMA	NR/18	111-95	W
M.3	* at Auburn	NR/NR	91-79	W
M.8	* TENNESSEE	19/NR	86-81	W

NCAA Mideast Regional (Nashville, Tenn.)

M.15	3	Austin Peay	17/19	OT 106-100	W
M.17	3	Indiana	17/6	65-72	L
				2341-2098	

- 1 Freedom Hall (Louisville, Ky)
- 2 UK Invitation Tournament (Lexington, Ky)
- 3 Memorial Gymnasium (Nashville, Tenn.)

---Leading Scorers---

Jim Andrews (6-11 Sr. C)	20.1
Kevin Grevey (6-5 So. F)	18.7
Jimmy Dan Conner (6-4 So. G-F)	11.2
Ronnie Lyons (5-10 Jr. G)	9.2
Mike Flynn (6-3 So. G)	9.1

1973-74 (13-13, 9-9 SEC)

UKIT Champions

Coach: Joe B. Hall

Captain: Ronnie Lyons

D.1	MIAMI, OHIO	10/NR	81-68	W
D.3	at Kansas	10/13	63-71	L
D.8	1 Indiana	10/3	68-77	L
D.10	2 North Carolina	10/5	84-101	L
D.14	at Iowa	NR/NR	88-80	W
D.21	3 DARTMOUTH	NR/NR	102-77	W
D.22	3 STANFORD	NR/NR	78-77	W
D.29	1 Notre Dame	NR/3	79-94	L
J.5	* at LSU	NR/NR	84-95	L
J.7	* GEORGIA	NR/NR	80-74	W
J.12	* AUBURN	NR/NR	79-58	W
J.14	* at Tennessee	NR/NR	54-67	L
J.19	* OLE MISS	NR/NR	93-64	W
J.21	* at Alabama	NR/10	77-81	L
J.26	* at Florida	NR/NR	91-82	W
J.28	* VANDERBILT	NR/7	65-82	L
F.2	* at Mississippi State	NR/NR	82-70	W
F.4	* LSU	NR/NR	73-70	W
F.9	* at Georgia	NR/NR	86-72	W
F.11	* at Auburn	NR/NR	OT 97-99	L
F.16	* TENNESSEE	NR/NR	61-58	W
F.18	* at Ole Miss	NR/NR	60-61	L
F.23	* ALABAMA	NR/8	71-94	L
F.25	* FLORIDA	NR/NR	65-75	L
M.2	* at Vanderbilt	NR/6	69-71	L
M.4	* MISSISSIPPI STATE	NR/NR	108-69	W

2038-1987

- 1 Freedom Hall (Louisville, Ky)
- 2 Greensboro Coliseum (Greensboro, N.C.)
- 3 UK Invitation Tournament (Lexington, Ky)

---Leading Scorers---

Kevin Grevey (6-5 Jr. F)	21.9
Bob Guyette (6-9 Jr. C)	12.7
Jimmy Dan Conner (6-4 Jr. F-G)	12.0
Mike Flynn (6-3 Jr. C)	11.5
Ronnie Lyons (5-10 Sr. G)	7.8

1974 Australian Exhibition Tour
(Not counted in won-lost record)

May 13	Tahitian National Team	116-62	W
May 17	Australia	87-97	L
May 18	Newcastle	90-78	W
May 19	N.S.W. All Stars	123-67	W
May 21	Illawarra Hawks	115-57	W
May 22	N.S.W. All Stars	106-50	W
May 23	A.C.T.	96-69	W
May 25	Bulleen Heidelberg	88-83	W
May 26	St. Kilda Business House	80-67	W
May 27	Nunawading	99-82	W
May 28	Melbourne	79-86	L
May 30	Gippsland All Stars	127-74	W
May 31	Bulleen Heidelberg	72-71	W
Jun 1	Laker All Stars	111-83	W
Jun 3	South Australian All Stars	109-96	W
Jun 4	South Australian All Stars	110-81	W
Jun 5	South Australian All Stars	111-84	W
Jun 6	Coburg	108-82	W
Jun 7	St. Kilda Business House	96-85	W
1923-1454			

1974-75 (26-5, 15-3 SEC)

National Runner-Up; SEC Co-Champions; UKIT Champions;

Ranked 2nd AP, 4th UPI

Coach: Joe B. Hall

Captain: Jimmy Dan Conner

N.30	NORTHWESTERN	16/NR	97-70	W
D.2	at Miami, Ohio	16/NR	80-73	W
D.7	at Indiana	15/3	74-98	L
D.9	1 North Carolina	15/9	90-78	W
D.20	2 WASHINGTON STATE	20/NR	97-75	W
D.21	2 OKLAHOMA STATE	20/NR	90-65	W
D.23	1 Kansas	20/18	100-63	W

D.28	1	Notre Dame	17/13	113-96	W
J.4	*	LSU	9/NR	115-80	W
J.6	*	at Georgia	9/NR	96-77	W
J.11	*	at Auburn	7/NR	85-90	L
J.13	*	TENNESSEE	7/18	88-82	W
J.18	*	at Ole Miss	10/NR	85-82	W
J.20	*	ALABAMA	10/7	74-69	W
J.25	*	FLORIDA	11/NR	87-65	W
J.27	*	at Vanderbilt	11/NR	91-90	W
F.1	*	MISSISSIPPI STATE	5/NR	112-79	W
F.3	*	at LSU	5/NR	77-76	W
F.8	*	GEORGIA	5/NR	75-61	W
F.10	*	AUBURN	5/NR	119-76	W
F.15	*	at Tennessee	4/NR	98-103	L
F.17	*	OLE MISS	4/NR	108-89	W
F.22	*	at Alabama	7/5	84-79	W
F.24	*	at Florida	7/NR	58-66	L
M.1	*	VANDERBILT	4/NR	109-84	W
M.8	*	at Mississippi State	6/NR	118-80	W

NCAA First Round (Tuscaloosa, Ala.)

M.15	3	Marquette	6/5	76-54	W
------	---	-----------	-----	-------	---

NCAA Midwest Regional (Dayton, Ohio)

M.20	4	Central Michigan	5/NR	90-73	W
M.22	4	Indiana	5/3	92-90	W

NCAA Final Four (San Diego)

M.29	5	Syracuse	2/6	95-79	W
M.31	5	UCLA	2/1	85-92	L

2858-2434

- 1 Freedom Hall (Louisville, Ky.)
- 2 UK Invitation Tournament (Lexington, Ky.)
- 3 Coleman Coliseum (Tuscaloosa, Ala.)
- 4 University of Dayton Arena (Dayton, Ohio)
- 5 San Diego Sports Arena (San Diego)

—Leading Scorers—

Kevin Grevey (6-5 Sr. F)	23.6
Jimmy Dan Conner (6-4 Sr. G)	12.4
Rick Robey (6-10 Fr. C)	10.4
Jack Givens (6-4 Fr. F)	9.4
Mike Flynn (6-3 Sr. G)	9.0
Bob Guyette (6-9 Sr. F)	8.6

1975-76 (20-10, 11-7 SEC)

NIT Champions; UKIT Champions

Coach: Joe B. Hall

Captain: Jack Givens

D.1		at Northwestern	6/NR	77-89	L
D.8	1	North Carolina	7/4	77-90	L
D.10		MIAMI, OHIO	14/NR	91-69	W
D.13		at Kansas	14/NR	54-48	W
D.15	2	Indiana	14/1	OT 68-77	L
D.19	3	GEORGIA TECH	20/NR	66-64	W
D.20	3	OREGON STATE	20/NR	82-74	W
D.30	2	Notre Dame	NR/5	79-77	W
J.3	*	at Mississippi State	NR/NR	73-77	L
J.5	*	at Alabama	NR/8	63-76	L
J.10	*	TENNESSEE	NR/9	OT 88-90	L
J.12	*	GEORGIA	NR/NR	92-76	W
J.17	*	VANDERBILT	NR/NR	77-76	W
J.24	*	at Florida	NR/NR	89-82	W
J.26	*	at Auburn	NR/NR	OT 84-91	L
J.31	*	OLE MISS	NR/NR	89-81	W
F.2	*	LSU	NR/NR	85-71	W
F.7	*	at Tennessee	NR/8	85-92	L
F.9	*	at Georgia	NR/NR	81-86	L
F.14	*	at Vanderbilt	NR/NR	65-69	L
F.21	*	FLORIDA	NR/NR	96-89	W
F.23	*	AUBURN	NR/NR	93-82	W
F.28	*	at Ole Miss	NR/NR	94-87	W
M.1	*	at LSU	NR/NR	85-70	W
M.6	*	ALABAMA	NR/16	90-85	W
M.8	*	MISSISSIPPI STATE	NR/NR	OT 94-93	W

NIT (New York)

M.13	4	Niagara	NR/NR	67-61	W
M.16	4	Kansas State	NR/NR	81-78	W
M.18	4	Providence	NR/NR	79-78	W
M.21	4	Charlotte	NR/17	71-67	W

2415-2345

- 1 Charlotte Coliseum (Charlotte, N.C.)
- 2 Freedom Hall (Louisville, Ky.)
- 3 UK Invitation Tournament (Lexington, Ky.)
- 4 Madison Square Garden (New York)

—Leading Scorers—

Jack Givens (6-4 So. F)	20.1
Mike Phillips (6-10 So. C)	15.6
Larry Johnson (6-2 Jr. G)	11.2
James Lee (6-5 So. F)	9.3
Rick Robey (6-10 So. C-F)*	15.6
Reggie Warford (6-1 Sr. G)	6.5

*Played in 12 games.

RUPP ARENA ERA (1976-PRESENT)

1976-77 (26-4, 16-2 SEC)

SEC Co-Champions; Ranked 6th AP, 5th UPI

Coach: Joe B. Hall

Captains: Larry Johnson and Merion Haskins

N.27		WISCONSIN	6/NR	72-64	W
D.2		TCU	5/NR	103-53	W
D.6		at Indiana	5/4	66-51	W
D.11		KANSAS	4/NR	90-63	W
D.13		at South Carolina	4/NR	98-67	W
D.17	1	BOWLING GREEN	3/NR	77-59	W
D.18	1	UTAH	3/NR	68-70	L
D.30	2	Notre Dame	6/2	102-78	W
J.3	*	GEORGIA	6/NR	OT 64-59	W
J.8	*	at Vanderbilt	3/NR	64-62	W
J.12	*	TENNESSEE	2/NR	OT 67-71	L
J.15	*	at Auburn	2/NR	75-68	W
J.17	*	at Florida	2/NR	73-71	W
J.22	*	LSU	6/NR	87-72	W
J.24	*	OLE MISS	6/NR	100-73	W
J.29	*	at Alabama	6/3	87-85	W
J.31	*	at Mississippi State	6/NR	92-85	W
F.5	*	VANDERBILT	3/NR	113-73	W
F.7	2	Florida State	3/NR	97-57	W
F.12	*	AUBURN	3/NR	89-82	W
F.14	*	FLORIDA	3/NR	104-78	W
F.19	*	at LSU	2/NR	90-76	W
F.21	*	at Ole Miss	2/NR	81-69	W
F.26	*	ALABAMA	2/8	85-70	W
F.28	*	MISSISSIPPI STATE	2/NR	77-64	W
M.5	*	at Tennessee	2/11	79-81	L
M.7	*	at Georgia	2/NR	72-54	W

NCAA First Round (Philadelphia)

M.12	3	Princeton	6/NR	72-58	W
------	---	-----------	------	-------	---

NCAA East Regional (College Park, Md.)

M.17	4	VMI	3/20	93-78	W
M.19	4	North Carolina	3/5	72-79	L

2509-2070

- 1 UK Invitation Tournament (Lexington, Ky.)
- 2 Freedom Hall (Louisville, Ky.)
- 3 Palestra (Philadelphia)
- 4 Cole Field House (College Park, Md.)

—Leading Scorers—

Jack Givens (6-4 Jr. F)	18.9
Rick Robey (6-10 Jr. F)	14.2
Mike Phillips (6-10 Jr. C)	12.2
Larry Johnson (6-3 Sr. G)	10.7
James Lee (6-5 Jr. F)	9.8
Jay Shidler (6-1 Fr. G)	7.8
Truman Claytor (6-1 So. G)	6.6

1977-78 (30-2, 16-2 SEC)

National Champions; SEC Champions; UKIT Champions;

Ranked 1st AP, 1st UPI

Coach: Joe B. Hall

Captains: Jack Givens and Rick Robey

N.26		SMU	2/NR	110-86	W
D.5		INDIANA	1/NR	78-64	W
D.10		at Kansas	1/19	73-66	W

D.12	SOUTH CAROLINA	1/NR	84-65	W
D.16	1 PORTLAND STATE	1/NR	114-88	W
D.17	1 ST. JOHN'S	1/NR	102-72	W
D.23	1 IONA	1/NR	104-65	W
D.31	2 Notre Dame	1/4	73-68	W
J.2	* VANDERBILT	1/NR	72-59	W
J.7	* at Florida	1/NR	86-67	W
J.9	* at Auburn	1/NR	101-77	W
J.14	* LSU	1/NR	96-76	W
J.16	* OLE MISS	1/NR	76-56	W
J.21	* at Mississippi State	1/NR	75-65	W
J.23	* at Alabama	1/NR	62-78	L
J.30	* GEORGIA	1/NR	90-73	W
F.4	* FLORIDA	1/NR	88-61	W
F.6	* AUBURN	1/NR	104-81	W
F.11	* at LSU	1/NR	OT 94-95	L
F.13	* at Ole Miss	1/NR	64-52	W
F.15	* TENNESSEE	3/NR	90-77	W
F.18	* MISSISSIPPI STATE	3/NR	58-56	W
F.20	* ALABAMA	3/NR	97-84	W
F.25	* at Tennessee	2/NR	68-57	W
F.27	* at Georgia	2/NR	78-67	W
M.4	UNLV	1/NR	92-70	W
M.6	* at Vanderbilt	1/NR	78-68	W

NCAA First Round (Knoxville, Tenn.)

M.11	3 Florida State	1/13	85-76	W
------	-----------------	------	-------	---

NCAA Midwest Regional (Dayton, Ohio)

M.16	4 Miami, Ohio	1/19	91-69	W
M.18	4 Michigan State	1/4	52-49	W

NCAA Final Four (St. Louis)

M.25	5 Arkansas	1/5	64-59	W
M.27	5 Duke	1/7	94-88	W

2693-2234

- 1 UK Invitation Tournament (Lexington, Ky)
- 2 Freedom Hall (Louisville, Ky)
- 3 Stokely Center (Knoxville, Tenn.)
- 4 University of Dayton Arena (Dayton, Ohio)
- 5 Checkerkermode (St. Louis)

—Leading Scorers—

Jack Givens (6-4 Sr F)	18.1
Rick Robey (6-10 Sr F)	14.4
Kyle Macy (6-3 So. G)	12.5
James Lee (6-5 Sr F)	11.3
Mike Phillips (6-10 Sr C)	10.2
Truman Claytor (6-1 Jr G)	6.9

1978 Japan Exhibition Tour

(Not counted in win-loss record)

Jun13	Japan National (at Tokyo)	104-71	W
Jun15	Japan National (at Niigata)	102-89	W
Jun18	Japan National (at Nagoya)	97-59	W
Jun19	Japan National (at Osaka)	87-82	W
Jun20	Japan National (at Fukuoka)	88-61	W
Jun22	Japan National (at Nagasaki)	122-79	W
Jun24	Japan National (at Tokyo)	125-57	W

705-498

1978-79 (19-12, 10-8 SEC)

Coach: Joe B. Hall
Captains: Dwane Casey and Truman Claytor

D.2	LASALLE	10/NR	109-77	W
D.4	WEST TEXAS	10/NR	121-67	W
D.9	KANSAS	10/5	OT 67-66	W
D.16	at Indiana	6/NR	OT 67-68	L
D.22	1 TEXAS A&M	11/17	69-73	L
D.23	1 SYRACUSE	11/8	94-87	W
D.30	2 Notre Dame	13/2	81-76	W
J.3	* at Florida	9/NR	65-76	L
J.6	* LSU	9/7	89-93	L
J.8	* OLE MISS	9/NR	90-64	W
J.13	* at Alabama	17/NR	52-55	L
J.15	* at Mississippi State	17/NR	61-63	L
J.20	* TENNESSEE	NR/NR	55-66	L
J.22	* GEORGIA	NR/NR	73-64	W
J.25	* at Auburn	NR/NR	OT 86-83	W
J.27	* FLORIDA	NR/NR	87-81	W
J.29	* AUBURN	NR/NR	66-59	W
F.3	* at LSU	NR/9	61-70	L

F.5	* at Ole Miss	NR/NR	87-82	W
F.7	* at Vanderbilt	NR/17	58-68	L
F.10	* ALABAMA	NR/16	80-71	W
F.12	* MISSISSIPPI STATE	NR/NR	80-65	W
F.17	* at Tennessee	NR/NR	84-101	L
F.19	* at Georgia	NR/NR	90-74	W
F.23	* VANDERBILT	NR/NR	96-70	W
F.25	at South Carolina	NR/19	79-74	W

SEC Tournament (Birmingham, Ala)

F.28	3 Ole Miss	NR/NR	82-77	W
M.1	3 Alabama	NR/NR	101-100	W
M.2	3 LSU	NR/8	80-67	W
M.3	3 Tennessee	NR/NR	OT 69-75	L

NIT (Lexington, Ky)

M.7	Clemson	NR/NR	OT 67-68	L
-----	---------	-------	----------	---

2446-2280

- 1 UK Invitation Tournament (Lexington, Ky)
- 2 Freedom Hall (Louisville, Ky)
- 3 Birmingham-Jefferson Civic Center (Birmingham, Ala.)

—Leading Scorers—

Kyle Macy (6-3 Jr. G)	15.2
Dwight Anderson (6-3 Fr. G)	13.3
LaVon Williams (6-6 So. F)	11.5
Fred Cowan (6-8 So. C-F)	9.4
Truman Claytor (6-1 Sr. G)	8.7

1979-80 (29-6, 15-3 SEC)

SEC Champions; UKIT Champions; Great Alaska Shootout Champions;
Ranked 4th AP, 3rd UPI

Coach: Joe B. Hall
Captain: Kyle Macy

N.17	1 Duke	2/3	OT 76-82	L
N.30	2 Bradley	2/NR	79-58	W
D.1	2 Alaska	2/NR	97-68	W
D.2	2 Iona	2/NR	57-50	W
D.8	BAYLOR	5/NR	80-46	W
D.10	SOUTH CAROLINA	5/NR	126-81	W
D.12	at Kansas	5/NR	57-56	W
D.15	INDIANA	5/1	69-58	W
D.17	3* Georgia	5/NR	95-69	W
D.21	4 CALIFORNIA	3/NR	78-52	W
D.22	4 PURDUE	3/9	61-60	W
D.29	5 Notre Dame	2/3	86-80	W
J.2	* AUBURN	2/NR	67-65	W
J.5	* at Tennessee	2/NR	47-49	L
J.9	* at Ole Miss	4/NR	79-73	W
J.12	* ALABAMA	4/NR	64-78	L
J.17	* at Florida	6/NR	76-63	W
J.19	* VANDERBILT	6/NR	106-90	W
J.23	* at Mississippi State	5/NR	89-67	W
J.26	* GEORGIA	5/NR	56-49	W
J.28	* LSU	5/11	60-65	L
J.30	* at Auburn	3/NR	64-62	W
F.2	* TENNESSEE	3/NR	83-75	W
F.6	* OLE MISS	6/NR	86-72	W
F.9	* at Alabama	6/NR	72-63	W
F.13	* FLORIDA	5/NR	95-70	W
F.15	* at Vanderbilt	5/NR	91-73	W
F.17	at UNLV	5/NR	74-69	W
F.20	* MISSISSIPPI STATE	3/NR	71-65	W
F.24	* at LSU	3/5	OT 76-74	W

SEC Tournament (Birmingham, Ala.)

F.28	6 Auburn	2/NR	69-61	W
F.29	6 Ole Miss	2/NR	70-67	W
M.1	6 LSU	2/5	78-80	L

NCAA Second Round (Bowling Green, Ky)

M.8	7 Florida State	4/NR	97-78	W
-----	-----------------	------	-------	---

NCAA Midwest Regional (Lexington, Ky)

M.13	Duke	4/14	54-55	L
------	------	------	-------	---

2685-2323

- 1 Hall of Fame Classic (Springfield, Mass.)
- 2 Great Alaskan Shootout (Anchorage, Alaska)
- 3 Omni (Atlanta)
- 4 UK Invitation Tournament (Lexington, Ky)
- 5 Freedom Hall (Louisville, Ky)
- 6 Birmingham-Jefferson Civic Center (Birmingham, Ala.)
- 7 Diddle Arena (Bowling Green, Ky)

—Leading Scorers—

Kyle Macy (6-3 Sr. G)	15.4
Sam Bowie (7-1 Fr. C)	12.9
Fred Cowan (6-8 Jr. F)	12.5
LaVon Williams (6-7 Sr. F)	7.5
Jay Shidler (6-1 Sr. G)	6.2

1980-81 (22-6, 15-3 SEC)

UKIT Champions; Ranked 8th AP, 8th UPI

Coach: Joe B. Hall

Captain: Chuck Verderber

N.29	EAST TENNESSEE ST.	1/NR	62-57	W
D.3	OHIO STATE	2/9	70-64	W
D.6	at Indiana	2/5	68-66	W
D.13	KANSAS	2/NR	87-73	W
D.19	1 ALASKA	2/NR	91-56	W
D.20	1 UAB (finals)	2/NR	61-53	W
D.27	2 Notre Dame	2/8	61-67	L
D.30	MAINE	5/NR	100-54	W
J.3	* GEORGIA	5/NR	76-62	W
J.7	* at Auburn	4/NR	79-66	W
J.10	* TENNESSEE	4/13	48-47	W
J.14	* OLE MISS	3/NR	64-55	W
J.17	* at Alabama	3/NR	55-59	L
J.19	* at LSU	3/6	67-81	L
J.21	* FLORIDA	6/NR	102-48	W
J.24	* at Vanderbilt	6/NR	78-64	W
J.28	* MISSISSIPPI STATE	7/NR	71-64	W
J.31	* at Georgia	7/NR	2OT 71-68	W
F.4	* AUBURN	6/NR	102-74	W
F.7	* at Tennessee	6/10	71-87	L
F.11	* at Ole Miss	11/NR	62-55	W
F.14	* ALABAMA	11/NR	77-62	W
F.18	* at Florida	10/NR	69-56	W
F.21	* VANDERBILT	10/NR	80-48	W
F.25	* at Mississippi State	9/NR	78-74	W
M.1	* LSU	9/2	73-71	W

SEC Tournament (Birmingham, Ala.)

M.5	3 Vanderbilt	7/NR	55-60	L
NCAA Second Round (Tuscaloosa, Ala.)				
M.15	4 UAB	8/NR	62-69	L
2040-1760				

- 1 UK Invitation Tournament (Lexington, Ky)
- 2 Freedom Hall (Louisville, Ky)
- 3 Birmingham-Jefferson Civic Center (Birmingham, Ala.)
- 4 Coleman Coliseum (Tuscaloosa, Ala.)

—Leading Scorers—

Sam Bowie (7-1 So. C)	17.4
Dirk Minniefield (6-3 So. G)	10.4
Derrick Hord (6-6 So. G-F)	8.9
Fred Cowan (6-8 Sr. F)	8.2
Chuck Verderber (6-6 Jr. F)	7.5

1981-82 (22-8, 13-5 SEC)

SEC Co-Champions; UKIT Champions; Ranked 8th AP, 9th UPI

Coach: Joe B. Hall

Captain: Chuck Verderber

N.28	AKRON	3/NR	83-64	W
D.5	at Ohio State	2/NR	78-62	W
D.8	INDIANA	2/10	85-69	W
D.12	at Kansas	2/NR	OT 77-74	W
D.18	1 JACKSONVILLE	2/NR	107-91	W
D.19	1 SETON HALL	2/NR	98-74	W
D.26	2 North Carolina	2/1	69-82	L
D.29	3 Notre Dame	4/NR	OT 34-28	W
J.2	* at Georgia	4/NR	68-66	W
J.6	* AUBURN	3/NR	83-71	W
J.9	* at Tennessee	3/NR	66-70	L
J.13	* at Ole Miss	6/NR	85-67	L
J.16	* ALABAMA	6/13	86-69	W
J.20	* at Florida	9/NR	91-76	W
J.23	* VANDERBILT	9/NR	67-58	W
J.25	* LSU	9/NR	76-65	W
J.27	* at Mississippi State	7/NR	51-56	L
J.30	* GEORGIA	7/NR	82-73	W

F.3	* at Auburn	9/NR	OT 81-83	L
F.6	* TENNESSEE	9/16	77-67	W
F.10	* OLE MISS	12/NR	56-49	W
F.13	* at Alabama	12/10	72-62	W
F.17	* FLORIDA	10/NR	84-78	W
F.20	* at Vanderbilt	10/NR	73-69	W
F.24	* MISSISSIPPI STATE	7/NR	71-54	W
F.27	* at LSU	7/NR	78-94	L

SEC Tournament (Lexington, Ky)

M.4	AUBURN	15/NR	89-66	W
M.5	OLE MISS	15/NR	62-58	W
M.6	ALABAMA	15/18	46-48	L
NCAA First Round (Nashville, Tenn.)				
M.11	Middle Tennessee	15/NR	44-50	L
2199-1993				

- 1 UK Invitation Tournament (Lexington, Ky)
- 2 Continental Arena (East Rutherford, N.J.)
- 3 Freedom Hall (Louisville, Ky)
- 4 Memorial Gymnasium (Nashville, Tenn.)

—Leading Scorers—

Derrick Hord (6-6 Jr. F)	16.3
Jim Master (6-5 So. G)	13.4
Melvin Turpin (6-10 So. C)	13.1
Dirk Minniefield (6-3 Jr. G)	11.3
Charles Hurt (6-6 Jr. F)	6.6

1982 Japan Exhibition Tour
(not counted in win-loss record)

Jul.1	W. Germany (Kariya)	84-73	W
Jul.2	France (Kyotta)	77-65	W
Jul.4	W. Germany (Sapporo)	82-72	W
Jul.7	Japan (Akita)	86-66	W
Jul.10	France (Moebashi)	86-83	W
Jul.11	Japan (Tokyo)	106-71	W

Note: the Wildcats also toured Taiwan and Hong Kong during the 1982 trip. The following are results of games played there:

Jul.12	China #2 (Taipei)	86-63	W
Jul.15	China #1 (Hong Kong)	119-48	W

1982-83 (23-8, 13-5 SEC)

SEC Champions; UKIT Champions; Ranked 12th AP, 12th UPI

Coach: Joe B. Hall

Captain: Charles Hurt

N.27	BUTLER	4/NR	90-53	W
D.1	at Notre Dame	3/NR	58-45	W
D.4	VILLANOVA	3/4	93-79	W
D.7	DETROIT	2/NR	83-46	W
D.11	ILLINOIS	2/NR	76-57	W
D.17	1 DUQUESNE	2/NR	55-42	W
D.18	1 TULANE	2/NR	80-61	W
D.22	at Indiana	2/5	59-62	L
D.29	2 Kansas	NR/NR	83-62	W
J.3	* OLE MISS	NR/NR	72-60	W
J.5	* LSU	NR/NR	52-50	W
J.8	* at Alabama	NR/5	67-74	L
J.10	* at Mississippi State	NR/NR	OT 59-53	W
J.15	* AUBURN	NR/NR	67-75	L
J.17	* FLORIDA	NR/NR	70-63	W
J.22	* at Vanderbilt	NR/NR	OT 82-77	W
J.29	* at Georgia	NR/NR	63-70	L
J.31	* at Tennessee	NR/NR	83-65	L
F.5	* ALABAMA	NR/NR	76-70	W
F.8	* MISSISSIPPI STATE	NR/NR	88-67	W
F.12	* at Auburn	NR/NR	71-69	W
F.14	* at Florida	NR/NR	73-61	W
F.19	* VANDERBILT	NR/NR	82-63	W
F.26	* GEORGIA	NR/NR	81-72	W
F.27	* TENNESSEE	NR/20	69-61	W
M.3	* at Ole Miss	NR/NR	61-58	W
M.5	* at LSU	NR/NR	60-74	L

SEC Tournament (Birmingham, Ala.)

M.11	3 Alabama	NR/NR	64-69	L
NCAA Second Round (Tampa, Fla.)				
M.19	4 Ohio	NR/NR	57-40	W
NCAA Mid-east Region (Knoxville, Tenn.)				
M.24	5 Indiana	NR/5	64-59	W
M.26	5 Louisville	NR/2	OT 68-80	L

2186-1937

- 1 UK Invitation Tournament (Lexington, Ky)
- 2 Freedom Hall (Louisville, Ky)
- 3 Birmingham-Jefferson Civic Center (Birmingham, Ala.)
- 4 Sun Dome (Tampa, Fla.)
- 5 Stokely Center (Knoxville, Tenn.)

—Leading Scorers—

Melvin Turpin (6-11 Jr. C)	15.1
Jim Master (6-5 Jr. G)	12.5
Derrick Hord (6-6 Sr. F)	8.9
Dirk Minniefield (6-3 Sr. G)	8.6
Charles Hurt (6-6 Sr. F)	8.2

1983-84 (29-5, 14-4 SEC)

NCAA Final Four; SEC Champions; SEC Tournament Champions; UKAT Champions; Ranked 3rd AP, 3rd UPI

Coach: Joe B. Hall
 Captain: Dickey Beal

N.26	LOUISVILLE	2/6	65-44	W
D.3	INDIANA	1/NR	59-54	W
D.10	at Kansas	2/NR	72-50	W
D.16	1 WYOMING	2/NR	66-40	W
D.17	1 BYU	2/NR	93-59	W
D.20	at Cincinnati	2/NR	24-11	W
D.24	at Illinois	2/NR	56-54	W
D.28	2 Purdue	2/18	86-67	W
J.2	* at Ole Miss	2/NR	68-55	W
J.7	* at LSU	2/9	96-80	W
J.9	* ALABAMA	2/NR	76-66	W
J.11	* MISSISSIPPI STATE	2/NR	51-42	W
J.13	* at Auburn	2/NR	63-82	L
J.17	* at Florida	3/NR	57-69	L
J.20	* VANDERBILT	3/NR	67-46	W
J.22	HOUSTON	3/4	74-67	W
J.28	* GEORGIA	3/18	64-40	W
J.30	* TENNESSEE	3/NR	93-74	W
F.4	* at Alabama	3/NR	62-69	L
F.6	* at Mississippi State	3/NR	77-58	W
F.11	* AUBURN	6/16	84-64	W
F.13	* FLORIDA	6/NR	67-65	W
F.15	* at Vanderbilt	6/NR	58-54	W
F.25	* at Georgia	4/NR	66-64	W
F.27	* at Tennessee	4/NR	58-63	L
M.1	* OLE MISS	3/NR	76-57	W
M.3	* LSU	3/NR	90-68	W

SEC Tournament (Nashville, Tenn.)

M.8	3 Georgia	3/NR	92-79	W
M.9	3 Alabama	3/NR	48-46	W
M.10	3 Auburn	3/NR	51-49	W

NCAA Second Round (Birmingham, Ala.)

M.17	4 BYU	3/NR	93-68	W
------	-------	------	-------	---

NCAA Mideast Region (Lexington, Ky.)

M.22	Louisville	3/NR	72-67	W
M.24	Illinois	3/6	54-51	W

NCAA Final Four (Seattle)

M.31	5 Georgetown	3/2	40-53	L
------	--------------	-----	-------	---

2318-1975

- 1 UK Invitation Tournament (Lexington, Ky)
- 2 Freedom Hall (Louisville, Ky)
- 3 Memorial Gymnasium (Nashville, Tenn.)
- 4 Birmingham-Jefferson Civic Center (Birmingham, Ala.)
- 5 Kingdome (Seattle)

—Leading Scorers—

Melvin Turpin (6-11 Sr. C)	15.2
Kenny Walker (6-8 So. F)	12.4
Sam Bowie (7-1 Sr. F)	10.5
Jim Master (6-5 Sr. G)	9.6
Winston Bennett (6-7 Fr. F)	6.5

1984-85 (18-13, 11-7 SEC)

UKIT Champions

Coach: Joe B. Hall
 Captains: Winston Bennett and Kenny Walker

N.27	TOLEDO	NR/NR	63-54	W
D.1	at Purdue	NR/NR	56-66	L

D.4	SMU	NR/9	54-56	L
D.8	at Indiana	NR/11	68-81	L
D.15	at Louisville	NR/14	64-71	L
D.21	1 EAST TENNESSEE ST.	NR/NR	69-54	W
D.22	1 CINCINNATI	NR/NR	66-55	W
D.31	2 Kansas	NR/12	92-89	W
J.2	* AUBURN	NR/NR	68-61	W
J.5	N.C. STATE	NR/17	78-62	W
J.7	* VANDERBILT	NR/NR	75-58	W
J.9	* at Ole Miss	NR/NR	57-45	W
J.12	* at Alabama	NR/NR	58-60	L
J.16	* MISSISSIPPI STATE	NR/NR	58-57	W
J.19	* FLORIDA	NR/NR	55-67	L
J.23	* at Georgia	NR/NR	73-81	L
J.27	* at Tennessee	NR/NR	65-81	L
J.31	* LSU	NR/NR	53-43	W
F.2	* at Auburn	NR/NR	OT 49-47	W
F.7	* at Vanderbilt	NR/NR	68-62	W
F.9	* OLE MISS	NR/NR	67-52	W
F.13	* ALABAMA	NR/NR	51-48	W
F.16	* at Mississippi State	NR/NR	69-82	L
F.20	* at Florida	NR/NR	76-68	W
F.24	* GEORGIA	NR/18	77-79	L
F.28	* TENNESSEE	NR/NR	92-67	W
M.2	* at LSU	NR/NR	61-67	L

SEC Tournament (Birmingham, Ala.)

M.7	3 Florida	NR/NR	55-58	L
-----	-----------	-------	-------	---

NCAA First/Second Round (Salt Lake City)

M.14	4 Washington	NR/NR	66-58	W
M.16	4 UNLV	NR/9	64-61	W

NCAA West Regional (Denver)

M.22	5 St. John's	NR/3	70-86	L
------	--------------	------	-------	---

2037-1976

- 1 UK Invitation Tournament (Lexington, Ky)
- 2 Freedom Hall (Louisville, Ky)
- 3 Birmingham-Jefferson Civic Center (Birmingham, Ala.)
- 4 Huntsman Center (Salt Lake City)
- 5 McNichols Arena (Denver)

—Leading Scorers—

Kenny Walker (6-8 Jr. F)	22.9
Ed Davender (6-1 Fr. G)	8.5
Winston Bennett (6-7 So. F)	7.2
Bret Bearup (6-9 Sr. C)	6.3
James Blackmon (6-2 So. G)	5.4
Roger Harden (6-1 Jr. G)	5.3

EDDIE SUTTON ERA (1986-89)

1985-86 (32-4, 17-1 SEC)

SEC Champions; SEC Tournament Champions; Ranked 3rd AP, 3rd UPI

Coach: Eddie Sutton

Captains: Kenny Walker, Roger Harden and Leroy Byrd

N.22	NORTHWESTERN ST.	11/NR	77-58	W
N.26	at Chaminade	10/NR	89-57	W
N.27	at Hawaii	10/NR	98-65	W
D.3	CINCINNATI	9/NR	84-54	W
D.7	INDIANA	9/19	63-58	W
D.14	at Kansas	9/7	66-83	L
D.20	1 EAST CAROLINA	13/NR	86-52	W
D.21	1 PEPPERDINE	13/NR	88-56	W
D.28	LOUISVILLE	13/15	69-64	W
D.30	2 vs. VMI	13/NR	93-55	W
J.4	* at Vanderbilt	12/NR	80-71	W
J.6	* at Auburn	12/NR	56-80	L
J.8	* OLE MISS	11/NR	75-58	W
J.11	* ALABAMA	11/NR	76-52	W
J.15	* at Mississippi State	11/NR	64-52	W
J.18	* at Florida	11/NR	72-55	W
J.23	* GEORGIA	11/NR	74-69	W
J.25	* TENNESSEE	11/NR	74-57	W
J.29	* at LSU	8/7	54-52	W
J.31	* AUBURN	8/NR	81-71	W
F.2	at North Carolina State	8/NR	51-54	L
F.5	* VANDERBILT	12/NR	73-65	W
F.8	* at Ole Miss	12/NR	62-58	W

F.13	*	at Alabama	11/18	73-71	W
F.15	*	MISSISSIPPI STATE	11/NR	88-62	W
F.19	*	FLORIDA	8/NR	80-69	W
F.22	*	at Georgia	8/NR	80-75	W
F.27	*	at Tennessee	5/NR	62-60	W
M.1	*	LSU	5/NR	68-57	W

SEC Tournament (Lexington, Ky.)

M.6		Ole Miss	3/NR	95-69	W
M.7		LSU	3/NR	61-58	W
M.8		Alabama	3/NR	83-72	W

NCAA First/Second Round (Charlotte, N.C.)

M.14	3	Davidson	3/NR	75-55	W
M.16	3	Western Kentucky	3/NR	71-64	W

NCAA Southeast Regional (Atlanta)

M.20	4	Alabama	3/NR	68-63	W
M.22	4	LSU	3/NR	57-59	L

2666-2210

- 1 UK Invitation Tournament (Lexington, Ky)
- 2 Freedom Hall (Louisville, Ky)
- 3 Charlotte Coliseum (Charlotte, N.C.)
- 4 The Omni (Atlanta)

—Leading Scorers—

Kenny Walker (6-8 Sr. F)	20.0
Winston Bennett (6-7 Jr. F)	12.7
Ed Davender (6-2 So. G)	11.5
James Blackmon (6-3 Jr. G)	9.4
Roger Harden (6-1 Sr. G)	6.8

1986 Japan Tour

(Not counted in Won-Loss Record)

Jun21	*	Japan		80-55	W
Jun22	*	Finland		87-67	W
Jun24		Finland (Sendai)		82-65	W
Jun26		Japan (Niigata)		79-73	W
Jun28		Finland (Ohtsu)		80-56	W
Jun29		Czechoslovakia (Sapporo)		74-80	L
Jul2		S. China (Hong Kong)		87-45	W

* Kirin World Tournament (Tokyo)

1986-87 (18-11, 10-8 SEC)

UKIT Champions

Coach: Eddie Sutton

Captains: James Blackmon, Paul Andrews

N.29		AUSTIN PEAY	11/NR	71-69	W
D.2		TEXAS TECH	13/NR	66-60	W
D.6		at Indiana	13/3	66-71	L
D.13		LAMAR	19/NR	71-56	W
D.19	1	IONA	18/NR	75-59	W
D.20	1	BOSTON UNIVERSITY	18/NR	81-69	W
D.27		at Louisville	18/NR	85-51	W
D.30	2*	Georgia	11/NR	65-69	L
J.3	*	at Auburn	11/5	63-60	W
J.7	*	ALABAMA	9/NR	55-69	L
J.10	*	at Tennessee	9/NR	68-75	L
J.12	*	at Mississippi State	9/NR	57-49	W
J.14	*	FLORIDA	NR/NR	67-62	W
J.18	*	LSU	NR/NR	41-76	L
J.21	*	at Vanderbilt	NR/NR	71-65	W
J.25		NAVY	NR/18	80-69	W
J.29	*	at Ole Miss	NR/NR	65-76	L
J.31	*	MISSISSIPPI STATE	NR/NR	50-36	W
F.4	*	AUBURN	NR/20	75-71	W
F.7	*	at Alabama	NR/9	70-69	W
F.11	*	TENNESSEE	NR/NR	OT 91-84	W
F.14	*	at Florida	NR/19	56-74	L
F.19	*	VANDERBILT	NR/NR	65-54	W
F.21	*	at LSU	NR/NR	52-65	L
F.25	*	at Georgia	NR/NR	71-79	L
F.28	*	OLE MISS	NR/NR	64-63	W
M.8	*	OKLAHOMA	NR/12	75-74	W

SEC Tournament (Atlanta)

M.6	3	Auburn	NR/NR	72-79	L
-----	---	--------	-------	-------	---

NCAA First/Second Rounds (Atlanta)

M.13	3	Ohio State	NR/NR	77-91	L
------	---	------------	-------	-------	---

1965-1944

- 1 UK Invitation Tournament (Lexington, Ky)
- 2 Freedom Hall (Louisville, Ky)

3 The Omni (Atlanta)

—Leading Scorers—

Rex Chapman (6-4 Fr. G)	16.0
Ed Davender (6-3 Jr. G)	15.2
Richard Madison (6-7 Jr. F)	9.1
James Blackmon (6-3 Sr. G)	8.4
Robert Lock(6-11 Jr. C)	7.5

1987-88 (25-5, 13-5 SEC)*

UKIT Champions; Ranked 6th AP, 6th UPI

Coach: Eddie Sutton

Captains: Winston Bennett, Ed Davender, Cedric Jenkins, Rob Lock, Richard Madison

N.28		HAWAII	5/NR	86-59	W
D.1		CINCINNATI	2/NR	101-77	W
D.5	1	Indiana	2/5	OT 82-76	W
D.12		LOUISVILLE	1/NR	76-75	W
D.18	2	MIAMI, OHIO	1/NR	85-71	W
D.19	2	CHARLOTTE	1/NR	84-81	W
D.28		ALASKA	2/NR	100-58	W
D.31	*	VANDERBILT	2/NR	81-74	W
J.2	*	at Georgia	2/NR	84-77	W
J.6	*	MISSISSIPPI STATE	1/NR	93-52	W
J.9	*	AUBURN	1/NR	52-53	L
J.13	*	at Alabama	5/NR	63-55	W
J.16	*	TENNESSEE	5/NR	83-65	W
J.20	*	FLORIDA	4/NR	56-58	L
J.23	*	at LSU	4/NR	76-61	W
J.27	*	at Vanderbilt	9/NR	66-83	L
J.31	3	Notre Dame	9/NR	78-69	W
F.3	*	OLE MISS	10/NR	94-65	W
F.6	*	at Mississippi State	10/NR	83-59	W
F.10	*	at Auburn	10/NR	69-62	W
F.13	*	ALABAMA	10/NR	82-68	W
F.17	*	at Tennessee	9/NR	70-72	L
F.20	*	at Florida	9/NR	76-83	L
F.24	*	LSU	12/NR	95-69	W
F.28		SYRACUSE	12/10	62-58	W
M.2	*	GEORGIA	8/NR	80-72	W
M.5	*	at Ole Miss	8/NR	78-71	W

SEC Tournament (Baton Rouge)

M.11	4	Ole Miss	6/NR	82-64	W
M.12	4	LSU	6/NR	86-80	W
M.13	4	Georgia	6/NR	62-57	W

2365-2024

- 1 RCA Dome (Indianapolis, Ind.)
- 2 UK Invitation Tournament (Lexington, Ky)
- 3 Freedom Hall (Louisville, Ky)
- 4 Pete Maravich Assembly Center (Baton Rouge, La.)

—Leading Scorers—

Rex Chapman (6-4 So. G)	19.0
Ed Davender (6-3 Sr. G)	15.7
Winston Bennett (6-7 Sr. F)	15.3
Rob Lock (6-11 Sr. C)	10.9
Eric Manuel (6-6 Fr. F)	7.1

*As part of sanctions imposed upon the UK basketball program in 1989, the NCAA ordered Kentucky to erase from the record three NCAA tournament games from the 1987-88 season. Kentucky's 99-84 win over Southern, a 90-81 win over Maryland and an 80-74 loss to Villanova have been deleted from the records, thus changing the 1987-88 season record from 27-6 to 25-5.

The presidents of the Southeastern Conference institutions voted to strip Kentucky of the 1987-88 SEC regular season and SEC Tournament championships. Kentucky was not forced to forfeit any of those regular season or tournament games.

1988-89 (13-19, 8-10 SEC)

Coach: Eddie Sutton

Captain: Mike Scott

N.19	1	Duke	NR/1	55-80	L
N.25	2	Iona	NR/NR	56-54	W
N.26	2	Seton Hall	NR/NR	60-63	L
N.28	2	California	NR/NR	89-71	W
D.3	3	Notre Dame	NR/NR	65-81	L
D.7		NORTHWESTERN ST.	NR/NR	82-85	L
D.10		WESTERN CAROLINA	NR/NR	78-60	W
D.16	4	BOWLING GREEN	NR/NR	54-56	L
D.17	4	MARSHALL	NR/NR	91-78	W

D.20	INDIANA	NR/NR	52-75	L
D.27 5	Austin Peay	NR/NR	85-77	W
D.31	at Louisville	NR/14	75-97	L
J.4 *	GEORGIA	NR/NR	76-65	W
J.7 *	VANDERBILT	NR/NR	70-61	W
J.12 *	at Florida	NR/NR	69-56	W
J.14 *	LSU	NR/NR	62-64	L
J.18 *	at Alabama	NR/NR	64-76	L
J.21 *	at Tennessee	NR/17	66-65	W
J.25 *	AUBURN	NR/NR	86-76	W
J.28 *	at Ole Miss	NR/NR	65-70	L
F.1 *	MISSISSIPPI STATE	NR/NR	73-61	W
F.5 *	at Georgia	NR/NR	72-84	L
F.8 *	at Vanderbilt	NR/NR	51-81	L
F.11 *	FLORIDA	NR/NR	53-59	L
F.15 *	at LSU	NR/NR	80-99	L
F.18 *	ALABAMA	NR/NR	67-71	L
F.20 *	at Auburn	NR/NR	75-77	L
F.22 *	TENNESSEE	NR/NR	76-71	W
F.26	at Syracuse	NR/6	73-89	L
M.1 *	OLE MISS	NR/NR	70-69	W
M.4 *	at Mississippi State	NR/NR	67-68	L
SEC Tournament (Knoxville, Tenn.)				
M.10 6	Vanderbilt	NR/NR	63-77	L
				2220-2316

- 1 Tip-off Classic (Springfield, Mass.)
- 2 Great Alaska Shootout (Anchorage, Alaska)
- 3 RCA Dome (Indianapolis)
- 4 UK Invitation Tournament (Lexington, Ky.)
- 5 Freedom Hall (Louisville, Ky.)
- 6 Thompson-Boling Arena (Knoxville, Tenn.)

—Leading Scorers—

LeRon Ellis (6-10 So. C)	16.0
Chris Mills (6-7 Fr. F)	14.3
Derrick Miller (6-5 Jr. G)	13.9
Reggie Hanson (6-7 So. F)	9.8
Sean Sutton (6-1 So. G)	5.9

RICK PITINO ERA (1990-97)

1989-90 (14-14, 10-8 SEC)

Coach: Rick Pitino
 Captain: Derrick Miller

N.28	OHIO	NR/NR	76-73	W
D.2	1 Indiana	NR/14	69-71	L
D.4 *	MISSISSIPPI STATE	NR/NR	102-97	W
D.6	TENNESSEE TECH	NR/NR	111-75	W
D.9	at Kansas	NR/2	95-150	L
D.19	FURMAN	NR/NR	104-73	W
D.22 2	PORTLAND	NR/NR	88-71	W
D.23 2	UL LAFAYETTE	NR/NR	OT 113-116	L
D.27 3	North Carolina	NR/24	110-121	L
D.30	LOUISVILLE	NR/8	79-86	L
J.3 *	at Georgia	NR/NR	91-106	L
J.6 *	at Vanderbilt	NR/NR	85-92	L
J.10 *	FLORIDA	NR/NR	89-81	W
J.13 *	at LSU	NR/14	81-94	L
J.17 *	ALABAMA	NR/25	82-65	W
J.20 *	TENNESSEE	NR/NR	95-83	W
J.24 *	at Auburn	NR/NR	70-74	L
J.27 *	OLE MISS	NR/NR	98-79	W
J.31 *	at Mississippi State	NR/NR	86-87	L
F.3 *	GEORGIA	NR/NR	88-77	W
F.7 *	VANDERBILT	NR/NR	100-73	W
F.12 *	at Florida	NR/NR	78-74	W
F.15 *	LSU	NR/9	100-95	W
F.17 *	at Alabama	NR/NR	58-83	L
F.21 *	at Tennessee	NR/NR	100-102	L
F.24 *	AUBURN	NR/NR	98-95	W
F.28 *	at Ole Miss	NR/NR	74-88	L
M.5	at Notre Dame	NR/NR	67-80	L
				2487-2461

- 1 RCA Dome (Indianapolis)
- 2 UK Invitation Tournament (Lexington, Ky.)
- 3 Freedom Hall (Louisville, Ky.)

—Leading Scorers—

Derrick Miller (6-5 Sr. G)	19.2
Reggie Hanson (6-7 Jr. C)	16.4
Deron Feldhaus (6-7 So. F)	14.4
John Pelphrey (6-7 So. F)	13.0
Sean Woods (6-2 So. G)	9.1

1990-91 (22-6, 14-4 SEC)

Best Record in SEC; Ranked 9th AP; 9th UPI
 Coach: Rick Pitino
 Captains: Deron Feldhaus, Reggie Hanson, John Pelphrey

N.24	PENNSYLVANIA	NR/NR	85-62	W
N.28	at Cincinnati	NR/NR	75-71	W
D.1 1	Notre Dame	NR/NR	98-90	W
D.8	KANSAS	25/NR	88-71	W
D.10	at North Carolina	25/10	81-84	L
D.15	CHATTANOOGA	18/NR	86-70	W
D.18	at Indiana	18/6	84-87	L
D.21 2	Western Kentucky	18/NR	84-70	W
D.27	EASTERN KENTUCKY	18/NR	74-60	W
D.29	at Louisville	18/NR	93-85	W
J.2 *	at Georgia	16/NR	81-80	W
J.5 *	LSU	16/14	93-80	W
J.9 *	MISSISSIPPI STATE	11/NR	89-70	W
J.12 *	at Tennessee	11/NR	78-74	W
J.16 *	at Ole Miss	9/NR	95-85	W
J.19 *	VANDERBILT	9/NR	58-50	W
J.23 *	FLORIDA	8/NR	81-65	W
J.26 *	at Alabama	9/NR	83-88	L
J.29 *	at Auburn	10/NR	89-81	W
F.3 *	GEORGIA	10/NR	96-84	W
F.5 *	at LSU	10/19	88-107	L
F.9 *	at Mississippi State	10/NR	82-83	L
F.13 *	TENNESSEE	16/NR	85-74	W
F.16 *	OLE MISS	16/NR	89-77	W
F.20 *	at Vanderbilt	12/NR	87-98	L
F.23 *	at Florida	12/NR	90-74	W
F.26 *	ALABAMA	13/NR	79-73	W
M.2 *	AUBURN	13/NR	114-93	W

- 1 RCA Dome (Indianapolis, Ind.)
- 2 Freedom Hall (Louisville, Ky.)

—Leading Scorers—

John Pelphrey (6-7 Jr. F)	14.4
Reggie Hanson (6-8 Sr. C)	14.4
Jamal Mashburn (6-9 Fr. F)	12.9
Deron Feldhaus (6-7 Jr. F)	10.8
Richie Farmer (6-0 Jr. G)	10.1

1991-92 (29-7, 12-4 SEC)

SEC East Champions; SEC Tournament Champions; Ranked 6th AP, 6th CNN/USA Today
 Coach: Rick Pitino
 Captains: Richie Farmer, Deron Feldhaus, John Pelphrey and Sean Woods

N.20 1	WEST VIRGINIA	4/NR	106-80	W
N.22 1	PITTSBURGH	4/NR	67-85	L
D.4	MASSACHUSETTS	14/NR	90-69	W
D.7 2	Indiana	14/9	76-74	W
D.10	TEXAS STATE	9/NR	82-36	W
D.12 3	Morehead State	9/NR	101-84	W
D.14	ARIZONA STATE	9/NR	94-68	W
D.21	at Georgia Tech	8/13	80-81	L
D.23 4	Ohio	17/NR	73-63	W
D.28	LOUISVILLE	17/21	103-89	W
J.2	NOTRE DAME	17/NR	91-70	W
J.4 *	at South Carolina	17/NR	80-63	W
J.7 *	GEORGIA	15/NR	78-66	W
J.11 *	FLORIDA	15/NR	81-60	W
J.15 *	at Vanderbilt	10/NR	84-71	W
J.18	EASTERN KENTUCKY	10/NR	85-55	W
J.21 *	at Tennessee	8/NR	85-107	L
J.25 *	ARKANSAS	8/9	88-105	L
J.29 *	OLE MISS	14/NR	96-78	W
F.2 *	at LSU	14/NR	53-74	L
F.8 *	at Auburn	19/NR	85-67	W
F.12 *	ALABAMA	19/16	107-83	W

F.15	WESTERN KENTUCKY	19/NR	93-83	W
F.19	* at Mississippi State	13/NR	89-84	W
F.23	* at Georgia	13/NR	84-73	W
F.26	* SOUTH CAROLINA	11/NR	74-56	W
M.1	* VANDERBILT	11/NR	80-56	W
M.4	* at Florida	10/NR	62-79	L
M.7	* TENNESSEE	10/NR	99-88	W
SEC Tournament (Birmingham, Ala.)				
M.13	5 Vanderbilt	9/NR	76-57	W
M.14	5 LSU	9/23	80-74	W
M.15	5 Alabama	9/17	80-54	W
NCAA First/Second Rounds (Worcester, Mass.)				
M.20	6 Old Dominion	6/NR	88-69	W
M.22	6 Iowa State	6/NR	106-98	W
NCAA East Regional (Philadelphia)				
M.26	7 Massachusetts	6/17	87-77	W
M.28	7 Duke	6/1	OT 103-104	L

3086-2680

- 1 Preseason NIT (Lexington, Ky.)
- 2 RCA Dome (Indianapolis)
- 3 Freedom Hall (Louisville, Ky.)
- 4 US Bank Arena (Cincinnati, Ohio)
- 5 Birmingham-Jefferson Civic Center (Birmingham, Ala.)
- 6 Centrum (Worcester, Mass.)
- 7 Spectrum (Philadelphia)

—Leading Scorers—

Jamal Mashburn (6-8 So. F)	21.3
John Pelphrey (6-7 Sr. F)	12.5
Deron Feldhaus (6-7 Sr. F)	11.4
Richie Farmer (6-0 Sr. G)	9.6
Sean Woods (6-2 Sr. G)	7.7

1992-93 (30-4, 13-3 SEC)

NCAA Final Four; SEC Tournament Champions; ECAC Holiday Festival Champions; Ranked 2nd AP, 3rd CNN/USA Today
Coach: Rick Pitino

Captains: Junior Braddy, Dale Brown				
D.2	WRIGHT STATE	5/NR	81-65	W
D.5	GEORGIA TECH	5/13	96-87	W
D.8	EASTERN KENTUCKY	3/NR	82-73	W
D.12	at Louisville	3/9	88-68	W
D.19	MOREHEAD STATE	3/NR	108-65	W
D.22	MIAMI, OHIO	3/NR	65-49	W
D.28	1 Rutgers	3/NR	89-67	W
D.30	1 St. John's (finals)	3/NR	86-77	W
J.3	2 Indiana	3/4	81-78	W
J.5	* at Georgia	2/NR	74-59	W
J.9	* TENNESSEE	2/NR	84-70	W
J.13	* at Vanderbilt	1/NR	86-101	L
J.19	* at Alabama	4/NR	73-59	W
J.23	* at South Carolina	4/NR	108-82	W
J.26	* LSU	4/NR	105-67	W
J.30	* FLORIDA	4/NR	71-48	W
F.3	* MISSISSIPPI STATE	2/NR	87-63	W
F.6	* VANDERBILT	2/11	82-67	W
F.10	* at Arkansas	2/14	94-101	L
F.13	at Notre Dame	2/NR	81-62	W
F.17	* SOUTH CAROLINA	2/NR	87-66	W
F.20	* GEORGIA	2/NR	86-70	W
F.24	* at Tennessee	2/NR	77-78	L
F.27	* AUBURN	2/NR	80-78	W
M.3	* at Ole Miss	5/NR	98-66	W
M.7	* at Florida	5/NR	85-77	W

SEC Tournament (Lexington, Ky.)

M.12	TENNESSEE	4/NR	101-40	W
M.13	ARKANSAS	4/14	92-81	W
M.14	LSU	4/NR	82-65	W
NCAA First/Second Rounds (Nashville, Tenn.)				
M.19	3 Rider College	2/NR	96-52	W
M.21	3 Utah	2/19	83-62	W
NCAA Southeast Regional (Charlotte, N.C.)				
M.25	4 Wake Forest	2/16	103-69	W
M.27	4 Florida State	2/11	106-81	W
NCAA Final Four (New Orleans)				
A.3	5 Michigan	2/3	OT 78-81	L

2975-2374

- 1 ECAC Holiday Festival (Madison Square Garden, New York)
- 2 Freedom Hall (Louisville, Ky.)
- 3 Memorial Gymnasium (Nashville, Tenn.)
- 4 Charlotte Coliseum (Charlotte, N.C.)
- 5 Louisiana Superdome (New Orleans)

—Leading Scorers—

Jamal Mashburn (6-8 Jr. F)	21.0
Travis Ford (5-9 Jr. G)	13.6
Dale Brown (6-2 Sr. G)	9.4
Rodrick Rhodes (6-6 Fr. F)	9.1
Rodney Dent (6-10 Jr. C)	6.4

1993-94 (27-7, 12-4 SEC)

SEC East Co-Champions; SEC Tournament Champions; Maui Invitational Champions; Ranked 7th AP, 8th CNN/USA Today
Coach: Rick Pitino

Captains: Travis Ford, Gimel Martinez, Jeff Brasso				
N.27	LOUISVILLE	2/7	78-70	W
D.1	TENNESSEE TECH	1/NR	115-77	W
D.4	1 Indiana	1/21	84-96	L
D.8	EASTERN KENTUCKY	6/NR	107-78	W
D.17	MOREHEAD STATE	5/NR	97-61	W
D.21	2 Texas	5/NR	86-61	W
D.22	2 Ohio State	5/NR	100-88	W
D.23	2 Arizona	5/13	93-92	W
D.28	SAN FRANCISCO	5/NR	110-83	W
D.30	ROBERT MORRIS	5/NR	92-67	W
J.4	* VANDERBILT	4/22	107-82	W
J.6	NOTRE DAME	4/NR	84-59	W
J.8	* at Georgia	4/NR	OT 90-94	L
J.12	3* Ole Miss	8/NR	98-64	W
J.15	* TENNESSEE	8/NR	93-74	W
J.18	* at Florida	7/NR	57-59	L
J.22	* at Mississippi State	7/NR	86-70	W
J.26	* SOUTH CAROLINA	9/NR	79-67	W
J.30	* at Auburn	9/NR	91-74	W
F.2	* ALABAMA	7/NR	82-67	W
F.6	4 Massachusetts	7/11	67-64	W
F.9	* ARKANSAS	4/3	82-90	L
F.12	at Syracuse	4/14	85-93	L
F.15	* at LSU	11/NR	99-95	W
F.19	* at Vanderbilt	11/NR	77-69	W
F.23	* at Tennessee	7/NR	77-73	W
F.27	* GEORGIA	7/NR	80-59	W
M.2	* FLORIDA	7/19	80-77	W
M.5	* at South Carolina	7/NR	74-75	L

SEC Tournament (Memphis, Tenn.)

M.11	5 Mississippi State	10/NR	95-76	W
M.12	5 Arkansas	10/1	90-78	W
M.13	5 Florida	10/17	73-60	W
NCAA First/Second Rounds (St. Petersburg, Fla.)				
M.18	6 Tennessee State	7/NR	83-70	W
M.20	6 Marquette	7/21	63-75	L

2954-2537

- 1 RCA Dome (Indianapolis)
- 2 Maui Invitational (Maui, Hawaii)
- 3 Freedom Hall (Louisville, Ky.)
- 4 Continental Arena (East Rutherford, N.J.)
- 5 The Pyramid (Memphis, Tenn.)
- 6 Tropicana Field (St. Petersburg, Fla.)

—Leading Scorers—

Tony Delk (6-1 So. G)	16.6
Rodrick Rhodes (6-7 So., F)	14.6
Travis Ford (5-9 Sr. G)	11.3
Jared Prickett (6-9 So. F)	8.2
Andre Riddick (6-9 Jr. C)	7.9

1994-95 (28-5, 14-2 SEC)

SEC Champions; SEC East Champions; SEC Tournament Champions; Ranked 2nd AP, 5th CNN/USA Today
Coach: Rick Pitino

Captains: Tony Delk, Mark Pope, Rodrick Rhodes				
N.26	UT-MARTIN	4/NR	124-50	W
N.30	OHIO	3/14	79-74	W
D.3	1 UCLA	3/5	81-82	L
D.7	2 Indiana	7/NR	73-70	W

D.10	BOSTON UNIVERSITY	7/NR	90-49	W
D.17	3 Texas Tech	6/NR	83-68	W
D.27	MARSHALL	5/NR	116-75	W
J.1	at Louisville	5/NR	86-88	L
J.4	* AUBURN	8/NR	98-64	W
J.7	* at South Carolina	8/NR	80-55	W
J.10	* at Florida	7/15	83-67	W
J.14	* GEORGIA	7/NR	83-71	W
J.18	4* Ole Miss	5/NR	82-65	W
J.21	* VANDERBILT	5/NR	81-68	W
J.25	* TENNESSEE	5/NR	69-50	W
J.29	* at Arkansas	5/9	92-94	L
F.1	* SOUTH CAROLINA	6/NR	90-72	W
F.5	SYRACUSE	6/10	77-71	W
F.8	* at Tennessee	5/NR	68-48	W
F.12	at Notre Dame	5/NR	97-58	W
F.14	* MISSISSIPPI STATE	4/23	71-76	L
F.18	* FLORIDA	4/NR	87-77	W
F.21	* at Alabama	6/20	72-52	W
F.25	* at Vanderbilt	6/NR	71-60	W
M.1	* at Georgia	5/NR	97-74	W
M.4	* LSU	5/NR	127-80	W

SEC Tournament (Atlanta)

M.10	5 Auburn	3/NR	93-81	W
M.11	5 Florida	3/NR	86-72	W
M.12	5 Arkansas	3/5	OT 95-93	W

NCAA First/Second Rounds (Memphis, Tenn.)

M.16	6 Mount St. Mary's	2/NR	113-67	W
M.18	6 Tulane	2/NR	82-60	W

NCAA Southeast Regional (Birmingham, Ala.)

M.23	7 Arizona State	2/16	97-73	W
M.25	7 North Carolina	2/4	61-74	L

2884-2278

- 1 Wooden Classic (Arrowhead Pond, Anaheim, Calif.)
- 2 Freedom Hall (Louisville, Ky.)
- 3 US Bank Arena (Cincinnati)
- 4 The Pyramid (Memphis, Tenn.)
- 5 Georgia Dome (Atlanta)
- 6 The Pyramid (Memphis, Tenn.)
- 7 Birmingham-Jefferson Civic Center (Birmingham, Ala.)

—Leading Scorers—

Tony Delk (6-1 Jr. G)	16.7
Rodrick Rhodes (6-7 Jr. F)	12.9
Walter McCarty (6-9 Jr. F)	10.5
Jeff Sheppard (6-4 So. G)	8.3
Mark Pope (6-10 Jr. C)	8.2

1995 Italy Tour

(Not counted in Won-Loss Record)

Aug.14	at Cagiva Varese	123-114	W
Aug.16	at Verice Reyer	113-78	W
Aug.17	Russia Dinamo (Venice)	116-81	W
Aug.18	at Montecatini	115-123	L
Aug.21	Siena (Scauni)	115-86	W

1995-96 (34-2, 16-0 SEC)

National Champions; SEC Champions; SEC East Champions; ECAC Holiday Festival Champions; Ranked 1st CNU/USA Today, 2nd AP

Coach: Rick Pitino

Captains: Tony Delk, Walter McCarty, Mark Pope

N.24	1 Maryland	1/14	96-84	W
N.28	2 Massachusetts	1/7	82-92	L
D.2	3 Indiana	1/NR	89-82	W
D.6	WISC.-GREEN BAY	5/NR	74-62	W
D.9	GEORGIA TECH	5/16	83-60	W
D.16	MOREHEAD STATE	5/NR	96-32	W
D.19	4 Marshall	4/NR	118-99	W
D.23	LOUISVILLE	4/25	89-66	W
D.27	5 Rider	2/NR	90-65	W
D.29	5 Iona	2/NR	106-79	W
J.3	* at South Carolina	2/NR	89-60	W
J.6	* OLE MISS	2/NR	90-60	W
J.9	* at Mississippi State	2/12	74-56	W
J.13	* TENNESSEE	2/NR	61-44	W
J.16	* at LSU	2/NR	129-97	W
J.20	TCU	2/NR	124-80	W
J.24	* at Georgia	2/NR	82-77	W
J.27	* SOUTH CAROLINA	2/NR	89-57	W

F.3	* FLORIDA	2/NR	77-63	W
F.7	* at Vanderbilt	2/NR	120-81	W
F.11	* ARKANSAS	2/NR	88-73	W
F.14	* GEORGIA	2/NR	86-73	W
F.17	* at Tennessee	2/NR	90-50	W
F.20	* ALABAMA	2/NR	84-65	W
F.24	* at Florida	2/NR	94-63	W
F.27	* at Auburn	1/NR	88-73	W
M.2	* VANDERBILT	1/NR	101-63	W

SEC Tournament (New Orleans)

M.8	6 Florida	1/NR	100-76	W
M.9	6 Arkansas	1/NR	95-75	W
M.10	6 Mississippi State	1/NR	73-84	L

NCAA First/Second Rounds (Dallas)

M.14	7 San Jose State	2/NR	110-72	W
M.16	7 Virginia Tech	2/22	84-60	W

NCAA Midwest Regional (Minneapolis)

M.21	8 Utah	2/12	101-70	W
M.23	8 Wake Forest	2/9	83-63	W

NCAA Final Four (East Rutherford, N.J.)

M.30	9 Massachusetts	2/1	81-74	W
A.1	9 Syracuse	2/15	76-67	W

3292-2497

- 1 Tip-Off Classic (Springfield, Mass.)
 - 2 Great Eight (The Palace, Auburn Hills, Mich.)
 - 3 RCA Dome (Indianapolis)
 - 4 Freedom Hall (Louisville, Ky.)
 - 5 ECAC Holiday Festival (Madison Square Garden, New York)
 - 6 Louisiana Superdome (New Orleans)
 - 7 Reunion Arena (Dallas)
 - 8 Hubert H. Humphrey Metrodome (Minneapolis)
 - 9 Continental Arena (East Rutherford, N.J.)
- #UK's 16-0 regular season SEC record was the first perfect league slate since Alabama went 14-0 in 1956.

—Leading Scorers—

Tony Delk (6-1 Sr. G)	17.8
Antoine Walker (6-8 So. F)	15.2
Walter McCarty (6-10 Sr. F)	11.3
Derek Anderson (6-4 Jr. G-F)	9.4
Ron Mercer (6-7 Fr. F)	8.0

1996-97 (35-5, 13-3 SEC)

National Runner-up; SEC Tournament Champions; 2nd SEC East (13-3); Great Alaska Shootout Champions; Ranked 2nd CNU/USA Today, 5th AP

Coach: Rick Pitino

Captains: Derek Anderson, Anthony Epps, Jared Prickett

N.15	1 Clemson	3/20	OT 71-79	L
N.28	2 Syracuse	8/12	87-53	W
N.29	2 Alaska Anchorage	8/NR	104-72	W
N.30	2 College of Charleston	8/NR	92-85	W
D.3	3 Purdue	6/NR	101-87	W
D.7	4 Indiana	6/8	99-65	W
D.9	WRIGHT STATE	6/NR	90-62	W
D.14	NOTRE DAME	3/NR	80-56	W
D.21	5 Georgia Tech	3/NR	88-59	W
D.23	UNC ASHEVILLE	3/NR	105-51	W
D.28	6 Ohio State	3/NR	81-65	W
D.31	at Louisville	3/14	74-54	W
J.4	* TENNESSEE	3/NR	74-40	W
J.7	* MISSISSIPPI STATE	3/NR	90-61	W
J.9	CANISIUS	3/NR	68-45	W
J.11	* at Ole Miss	3/NR	69-73	L
J.14	* at Georgia	5/21	86-65	W
J.18	* AUBURN	5/NR	77-53	W
J.22	7* Vanderbilt	3/NR	58-46	W
J.26	* at Arkansas	3/NR	83-73	W
J.29	* at Florida	3/NR	92-65	W
F.1	* GEORGIA	3/NR	82-57	W
F.4	* at South Carolina	3/19	OT 79-84	L
F.6	WESTERN CAROLINA	3/NR	82-55	W
F.9	VILLANOVA	3/16	93-56	W
F.12	* LSU	4/NR	84-48	W
F.15	* FLORIDA	4/NR	85-56	W
F.19	* at Alabama	3/NR	75-61	W
F.22	* at Vanderbilt	3/NR	82-79	W
F.25	* at Tennessee	3/NR	74-64	W
M.2	* SOUTH CAROLINA	3/6	66-72	L

SEC Tournament (Memphis, Tenn.)				
M.7	8	Auburn	6/NR	92-50 W
M.8	8	Ole Miss	6/NR	88-70 W
M.9	8	Georgia	6/24	95-68 W
NCAA First/Second Round (Salt Lake City)				
M.13	9	Montana	5/NR	92-54 W
M.15	9	Iowa	5/NR	75-69 W
NCAA West Regional (San Jose, Calif.)				
M.20	10	St. Joseph's	5/12	83-68 W
M.22	10	Utah	5/2	72-59 W
NCAA Final Four (Indianapolis)				
M.29	1	Minnesota	5/3	78-69 W
M.31	1	Arizona (finals)	5/15	OT 79-84 L

3325-2512

- 1 RCA Dome (Indianapolis)
- 2 Great Alaska Shootout (Anchorage, Alaska)
- 3 Great Eight (United Center, Chicago)
- 4 Freedom Hall (Louisville, Ky.)
- 5 Georgia Dome (Atlanta)
- 6 Rock 'n Roll Shootout (Gund Arena, Cleveland)
- 7 US Bank Arena (Cincinnati)
- 8 The Pyramid (Memphis, Tenn.)
- 9 Huntsman Center (Salt Lake City)
- 10 San Jose Arena (San Jose, Calif.)

—Leading Scorers—

Ron Mercer (6-7 So. G-F)	18.1
Derek Anderson (6-5 Sr. G)	17.7
Scott Padgett (6-9 So. F)	9.6
Anthony Epps (6-2 Sr. G)	8.9
Allen Edwards (6-5 Jr. F)	8.6

ORLANDO "TUBBY" SMITH ERA (1998-2007)

1997-98 (35-4, 14-2 SEC)

National Champions; SEC Champions; SEC East Champions; SEC Tournament Champions; Ranked 5th AP, 1st USA Today/ESPN

Coach: Tubby Smith

Captains: Allen Edwards, Cameron Mills, Jeff Sheppard

N.20		MOREHEAD STATE	9/NR	88-49 W
N.24	1	George Washington	9/NR	70-55 W
N.25	1	Arizona	8/1	74-89 L
N.26	1	Missouri	8/NR	77-55 W
N.29	2	Clemson	8/13	76-61 W
D.3	3	Purdue	7/6	89-75 W
D.6	4	Indiana	7/NR	75-72 W
D.10		at Canisius	4/NR	81-54 W
D.13		GEORGIA TECH	4/24	85-71 W
D.20		TULSA	4/NR	74-53 W
D.23		AMERICAN	4/NR	75-52 W
D.27		LOUISVILLE	4/NR	76-79 L
D.30		at Ohio	6/NR	95-58 W
J.3	*	VANDERBILT	6/NR	71-62 W
J.6	*	at Georgia	6/NR	90-79 W
J.10	*	at Mississippi State	6/NR	77-71 W
J.13	*	SOUTH CAROLINA	6/14	91-70 W
J.17	*	ARKANSAS	6/22	OT 80-77 W
J.21	5*	Alabama	7/NR	70-67 W
J.24	*	at Tennessee	7/NR	85-67 W
J.27	*	at Vanderbilt	7/NR	63-61 W
F.1	*	FLORIDA	7/NR	78-86 L
F.4	*	at LSU	8/NR	63-61 W
F.8		at Villanova	8/NR	79-63 W
F.11	*	TENNESSEE	7/NR	80-74 W
F.14	*	OLE MISS	7/18	64-73 L
F.18	*	at Florida	8/NR	79-54 W
F.22	*	GEORGIA	8/NR	85-74 W
F.25	*	at Auburn	7/NR	83-58 W
F.28	*	at South Carolina	7/14	69-57 W

SEC Tournament (Atlanta)

M.6	6	Alabama	7/NR	82-71 W
M.7	6	Arkansas	7/16	99-74 W
M.8	6	South Carolina (finals)	7/15	86-56 W

NCAA First/Second Rounds (Atlanta)

M.13	6	South Carolina State	5/NR	82-67 W
M.15	6	Saint Louis	5/NR	88-61 W

NCAA South Regional (St. Petersburg, Fla.)				
M.20	7	UCLA	5/19	94-68 W
M.22	7	Duke	5/3	86-84 W
NCAA Final Four (San Antonio)				
M.28	8	Stanford	5/10	OT 86-85 W
M.30	8	Utah	5/7	78-69 W

3123-2612

- 1 EA Sports Maui Invitational (Lahaina Civic Center, Maui, Hawaii)
- 2 Premier Classic (Phoenix)
- 3 Great Eight (United Center, Chicago)
- 4 RCA Dome (Indianapolis)
- 5 Freedom Hall (Louisville, Ky.)
- 6 Georgia Dome (Atlanta)
- 7 Tropicana Field (St. Petersburg, Fla.)
- 8 Alamodome (San Antonio)

—Leading Scorers—

Jeff Sheppard (6-3 Sr. G)	13.7
Nazr Mohammed (6-10 Jr. C)	12.0
Scott Padgett (6-9 Jr. F)	11.5
Wayne Turner (6-2 Jr. G)	9.3
Allen Edwards (6-5 Sr. F)	9.2

1998-99 (28-9, 11-5 SEC)

SEC Tournament Champions; Ranked 8th AP, 15th USA Today/ESPN

Coach: Tubby Smith

Captains: Heshimu Evans, Scott Padgett, Wayne Turner

N.17		EASTERN KENTUCKY	4/NR	99-64 W
N.19		MERCER	4/NR	82-51 W
N.23	1	Wright State	4/NR	97-75 W
N.26	2	Colorado	4/NR	64-52 W
N.27	2	Pittsburgh	4/NR	56-68 L
N.28	2	UCLA	4/10	66-62 W
D.1	3	Kansas	8/7	63-45 W
D.5		MIAMI (FLA.)	8/NR	74-65 W
D.8	4	Indiana	5/11	OT 70-61 W
D.12		MARYLAND	5/2	103-91 W
D.19	5	Georgia Tech	3/NR	80-39 W
D.22	6	Duke	3/2	60-71 L
D.26		at Louisville	3/NR	74-83 L
D.29		TENNESSEE STATE	7/NR	97-47 W
J.2	*	FLORIDA	7/NR	93-58 W
J.5	*	at South Carolina	5/NR	68-61 W
J.9	*	at Vanderbilt	5/NR	73-57 W
J.12	*	TENNESSEE	6/NR	46-47 L
J.16	*	at Ole Miss	6/NR	63-57 W
J.20	*	AUBURN	7/6	72-62 W
J.23	*	MISSISSIPPI STATE	7/NR	76-49 W
J.26	*	at Georgia	6/NR	OT 91-83 W
J.30	*	LSU	6/NR	86-62 W
F.4	*	at Florida	5/NR	68-75 L
F.6	*	at Alabama	5/NR	58-62 L
F.13	*	SOUTH CAROLINA	18/NR	74-40 W
F.17	*	GEORGIA	6/NR	92-71 W
F.20	*	at Arkansas	6/NR	70-74 L
F.24	*	VANDERBILT	13/NR	88-63 W
F.28	*	at Tennessee	13/NR	61-68 L

SEC Tournament (Atlanta)

M.5	5	Ole Miss	14/NR	83-73 W
M.6	5	Auburn	14/4	69-57 W
M.7	5	Arkansas	14/22	76-63 W

NCAA First/Second Rounds (New Orleans)

M.12	7	New Mexico State	14/NR	82-60 W
M.14	7	Kansas	14/22	OT 92-88 W

NCAA Midwest Regional (St. Louis)

M.19	8	Miami (Ohio)	14/NR	58-43 W
M.21	8	Michigan State	14/2	66-73 L

2790-2320

- 1 US Bank Arena (Cincinnati)
- 2 San Juan Shootout (Bayamone, PR.)
- 3 Great Eight (United Center, Chicago)
- 4 Freedom Hall (Louisville, Ky.)
- 5 Georgia Dome (Atlanta)
- 6 Jimmy V Classic (Continental Arena, E. Rutherford, N.J.)
- 7 Louisiana Superdome (New Orleans)
- 8 Edward Jones Dome (St. Louis)

—Leading Scorers—

Scott Padgett (6-9 Sr. F)	12.6
Heshimu Evans (6-6 Sr. F)	11.8
Wayne Turner (6-2 Sr. G)	10.5
Michael Bradley (6-10 So. C)	9.8
Jamaal Magloire (6-10 Jr. C)	7.0

1999-00 (23-10, 12-4 SEC)

Co-SEC Champions; Co-SEC East Champions; Preseason NIT Runner-Up; Ranked 19th AP, 20th USA Today/ESPN

Coach: Tubby Smith

N.17	1	PENNSYLVANIA	14/NR	67-50	W
N.19	1	UTAH	14/16	56-48	W
N.24	1	Maryland	11/24	61-58	W
N.26	1	Arizona	11/8	51-63	L
N.29	2	Dayton	11/NR	66-68	L
D.4	3	Indiana	13/23	75-83	L
D.7		UNC ASHEVILLE	23/NR	86-41	W
D.11		at Maryland	23/21	66-72	L
D.18		LOUISVILLE	NR/NR	76-46	W
D.23		MICHIGAN STATE	NR/5	60-58	W
D.27		ALASKA-ANCHORAGE	NR/NR	62-42	W
D.30	4	Missouri	NR/NR	70-53	W
J.5	5	Georgia Tech	25/NR	80-71	W
J.8	*	VANDERBILT	25/NR	72-52	W
J.11	*	at Auburn	20/4	63-66	L
J.15	*	at South Carolina	20/NR	64-48	W
J.19	*	OLE MISS	18/NR	74-69	W
J.22	*	at Vanderbilt	18/20	OT 81-73	W
J.26	*	at Georgia	16/NR	75-69	W
J.29		at Miami (Fla.)	16/NR	60-57	W
F.1	*	TENNESSEE	14/6	81-68	W
F.5	*	SOUTH CAROLINA	14/NR	76-63	W
F.8	*	at Florida	11/12	73-90	L
F.13	*	at LSU	11/25	57-70	L
F.16	*	ALABAMA	19/NR	66-54	W
F.19	*	GEORGIA	19/NR	70-64	W
F.23	*	at Tennessee	18/7	67-74	L
F.26	*	ARKANSAS	18/NR	60-55	W
F.29	*	at Mississippi State	22/NR	73-61	W
M.4	*	FLORIDA	22/8	85-70	W

SEC Tournament (Atlanta)

M.10	6	Arkansas	16/NR	72-86	L
NCAA First/Second Rounds (Cleveland)					
M.16	7	St. Bonaventure	19/18	2OT 85-80	W
M.18	7	Syracuse	19/16	50-52	L
2280-2074					

- 1 Preseason NIT (Lexington, Ky. and New York)
- 2 US Bank Arena (Cincinnati)
- 3 RCA Dome (Indianapolis)
- 4 Sugar Bowl Classic (New Orleans)
- 5 Freedom Hall (Louisville, Ky.)
- 6 Georgia Dome (Atlanta)
- 7 Cleveland Convocation Center (Cleveland)

—Leading Scorsrs—

Tayshaun Prince (6-9 So. F)	13.3
Jamaal Magloire (6-10 Sr. C)	13.2
Keith Bogans (6-5 Fr. G)	12.5
Desmond Allison (6-5 So. F)	7.8
Jules Camara (6-11 So. F)	7.2

2000-01 (24-10, 12-4 SEC)

Co-SEC Champions; Co-SEC East Champions; SEC Tournament Champions; Ranked 9th AP, 8th ESPN/USA Today

Coach: Tubby Smith

Captains: Tayshaun Prince, J.P. Blevins

N.9	1	St. John's	12/NR	61-62	L
N.10	1	UCLA	12/17	OT 92-97	L
N.21	2	Jacksonville State	20/NR	91-48	W
N.25		PENN STATE	22/NR	68-73	L
D.2		at North Carolina	NR/6	93-76	W
D.5		EASTERN KENTUCKY	NR/NR	94-79	W
D.9	3	Georgia Tech	NR/NR	84-86	L
D.16		at Michigan State	NR/2	45-46	L
D.22	4	Indiana	NR/NR	88-74	W
D.27		HIGH POINT	NR/NR	102-49	W
J.2		at Louisville	NR/NR	64-62	W

J.6	*	GEORGIA	NR/NR	67-63	W
J.10	*	SOUTH CAROLINA	NR/NR	69-63	W
J.13		NOTRE DAME	NR/25	82-71	W
J.16	*	TENNESSEE	NR/4	84-74	W
J.20	*	at Ole Miss	NR/21	55-65	L
J.23	*	at Alabama	NR/18	60-70	L
J.27	*	VANDERBILT	NR/NR	86-75	W
J.31	*	at Georgia	NR/25	85-70	W
F.3	*	at South Carolina	NR/NR	94-61	W
F.6	*	FLORIDA	NR/8	71-70	W
F.10	*	MISSISSIPPI STATE	NR/NR	76-57	W
F.14	*	at Tennessee	22/15	103-95	W
F.17	*	at Vanderbilt	22/NR	79-74	W
F.21	*	LSU	13/NR	84-61	W
F.25	*	at Arkansas	13/NR	78-82	L
F.28	*	AUBURN	15/NR	90-78	W
M.4	*	at Florida	15/6	86-94	L

SEC Tournament (Nashville, Tenn.)

M.9	5	South Carolina	15/NR	78-65	W
M.10	5	Arkansas	15/NR	87-78	W
M.11	5	Ole Miss	15/14	77-55	W
NCAA First/Second Rounds (Uniondale, N.Y.)					
M.15	6	Holy Cross	9/NR	72-68	W
M.17	6	Iowa	9/24	92-79	W
NCAA East Regional (Philadelphia, Pa.)					
M.22	7	Southern California	9/NR	76-80	L

2713-2400

- 1 Coaches vs. Cancer (Madison Square Garden, New York)
- 2 US Bank Arena (Cincinnati)
- 3 Georgia Dome (Atlanta)
- 4 Freedom Hall (Louisville, Ky.)
- 5 Gaylor Entertainment Center (Nashville, Tenn.)
- 6 Nassau Coliseum (Uniondale, N.Y.)
- 7 First Union Center (Philadelphia)

—Leading Scorsrs—

Keith Bogans (6-5 So. G)	17.0
Tayshaun Prince (6-9 Jr. F)	16.9
Jason Parker (6-8 Fr. C)	8.6
Marquis Estill (6-9 So. F)	7.3
Saul Smith (6-2 Sr. G)	6.8

2001-02 (22-10, 10-6 SEC)

Co-SEC East Champions; Ranked 16th AP, 13th USA Today/ESPN

Coach: Tubby Smith

Captains: J.P. Blevins, Tayshaun Prince

N.15	1	WESTERN KENTUCKY	4/NR	52-64	L
N.16	1	MARSHALL	4/NR	90-73	W
N.24		MOREHEAD STATE	10/NR	94-75	W
N.28	2	Kent State	13/NR	82-68	W
D.5		VMI	11/NR	99-57	W
D.8		NORTH CAROLINA	11/NR	79-59	W
D.15		KENTUCKY STATE	9/NR	118-63	W
D.18	3	Duke	7/1	OT 92-95	L
D.22	4	Indiana	7/NR	66-52	W
D.29		LOUISVILLE	6/NR	82-62	W
J.2	5	Tulane	6/NR	101-67	W
J.5	*	at Mississippi State	6/NR	OT 69-74	L
J.9	*	GEORGIA	8/NR	84-88	L
J.12	*	at South Carolina	8/NR	51-50	W
J.15	*	OLE MISS	12/NR	87-64	W
J.19		at Notre Dame	12/NR	72-65	W
J.22	*	at Auburn	8/NR	69-62	W
J.26	*	ALABAMA	8/14	61-64	L
J.29	*	at Florida	10/5	70-68	W
F.2	*	SOUTH CAROLINA	10/NR	91-74	W
F.6	*	at Tennessee	7/NR	OT 74-76	L
F.9	*	at LSU	7/NR	68-56	W
F.13	*	VANDERBILT	10/NR	67-59	W
F.16	*	at Georgia	10/21	69-78	L
F.19	*	TENNESSEE	12/NR	64-61	W
F.23	*	ARKANSAS	12/NR	71-58	W
F.27	*	at Vanderbilt	11/NR	73-86	L
M.2	*	FLORIDA	11/8	70-67	W

SEC Tournament (Atlanta)

M.8	6	South Carolina	12/NR	57-70	L
NCAA First/Second Rounds (St. Louis)					

M.14	7	Valparaiso	16/NR	83-68	W
M.16	7	Tulsa	16/NR	87-82	W
NCAA East Regional (Syracuse, N.Y.)					
M.22	8	Maryland	16/4	68-78	L
2460-2183					

- 1 NABC Classic (Madison Square Garden, New York)
- 2 US Bank Arena (Cincinnati)
- 3 Continental Arena (East Rutherford, N.J.)
- 4 RCA Dome (Indianapolis)
- 5 Freedom Hall (Louisville, Ky.)
- 6 Georgia Dome (Atlanta)
- 7 Edward Jones Dome (St. Louis)
- 8 Carrier Dome (Syracuse, N.Y.)

—Leading Scorers—

Tayshaun Prince (6-9 Sr. F)	17.5
Keith Bogans (6-5 Jr. C)	11.6
Marquis Estill (6-9 Jr. G)	8.9
Gerald Fitch (6-3 So. G)	8.9
Cliff Hawkins (6-1 So. G)	7.1

2002-03 (32-4, 16-0 SEC)

SEC Champions; SEC East Champions; SEC Tournament Champions; Ranked 1st AP, 4th USA Today/ESPN

Coach: Tubby Smith

Captains: Keith Bogans, Jules Camara, Marquis Estill

N.25	1	Arizona State	15/NR	82-65	W
N.26	1	Virginia	15/NR	61-75	L
N.27	1	Gonzaga	15/NR	80-72	W
D.3		HIGH POINT	18/NR	84-64	W
D.7		at North Carolina	18/12	98-81	W
D.10		at Tulane	12/NR	76-60	W
D.14		MICHIGAN STATE	12/21	67-71	L
D.21	2	Indiana	18/6	70-64	W
D.28		at Louisville	14/NR	63-81	L
D.30		TENNESSEE STATE	20/NR	115-87	W
J.2		ALCORN STATE	20/NR	94-63	W
J.4	3	Ohio	20/NR	83-75	W
J.8	*	at Tennessee	18/NR	74-71	W
J.11	*	SOUTH CAROLINA	18/NR	62-55	W
J.14	*	at Vanderbilt	16/NR	74-52	W
J.18		NOTRE DAME	16/10	88-73	W
J.22	*	AUBURN	8/24	67-51	W
J.25	*	at Alabama	8/15	63-46	W
F.1	*	at South Carolina	7/NR	87-69	W
F.4	*	FLORIDA	6/1	70-55	W
F.8	*	at Ole Miss	6/NR	80-62	W
F.11	*	GEORGIA	3/20	87-67	W
F.15	*	LSU	3/NR	68-57	W
F.19	*	at Arkansas	2/NR	66-50	W
F.23	*	MISSISSIPPI STATE	2/19	70-62	W
F.26	*	TENNESSEE	2/NR	80-68	W
M.2	*	at Georgia	2/21	74-66	W
M.5	*	VANDERBILT	2/NR	106-44	W
M.8	*	at Florida	2/3	69-67	W

SEC Tournament (New Orleans)

M.14	4	Vanderbilt	2/NR	81-63	W
M.15	4	Auburn	2/NR	78-58	W
M.16	4	Mississippi State	2/NR	64-57	W

NCAA First/Second Rounds (Nashville, Tenn.)

M.21	5	IUPUI	1/NR	95-64	W
M.23	5	Utah	1/NR	74-54	W

NCAA Midwest Regional (Minneapolis)

M.27	6	Wisconsin	1/21	63-57	W
M.29	6	Marquette	1/9	69-83	L
2782-2309					

- 1 EA Sports Maui Invitational (Lahaina Civic Center, Maui, Hawaii)
- 2 Freedom Hall (Louisville, Ky.)
- 3 US Bank Arena (Cincinnati)
- 4 Louisiana Superdome (New Orleans)
- 5 Gaylord Entertainment Center (Nashville, Tenn.)
- 6 Hubert H. Humphrey Metrodome (Minneapolis)

—Leading Scorers—

Keith Bogans (6-5 Sr. G)	15.7
Gerald Fitch (6-3 Jr. G)	12.3
Marquis Estill (6-9 Sr. C)	11.6

Erik Daniels (6-8 Jr. F)	9.5
Chuck Hayes (6-6 So. F)	8.6

2003-04 (27-5, 13-3 SEC)

SEC East Champions; SEC Tournament Champions; Ranked 2nd AP, 8th USA Today/ESPN

Coach: Tubby Smith

N.21		WINTHROP	10/NR	65-44	W
N.28		TENNESSEE TECH	10/NR	108-81	W
D.1	1	Marshall	9/NR	89-76	W
D.6	2	UCLA	9/NR	52-50	W
D.13	3	Michigan State	8/21	79-74	W
D.20	4	Indiana	2/NR	80-41	W
D.23		EASTERN KENTUCKY	2/NR	101-72	W
D.27		LOUISVILLE	2/20	56-65	L
D.31	5	Austin Peay	8/NR	61-53	W
J.3		NORTH CAROLINA	8/9	61-56	W
J.10	*	VANDERBILT	7/20	75-63	W
J.13	*	at Mississippi State	5/20	67-66	W
J.17	*	GEORGIA	5/NR	57-65	L
J.20	*	at Tennessee	9/NR	OT 69-68	W
J.25		at Notre Dame	9/NR	71-63	W
J.28	*	OLE MISS	5/NR	71-61	W
J.31	*	at Vanderbilt	5/NR	60-66	L
F.3	*	at Florida	9/21	68-65	W
F.7	*	SOUTH CAROLINA	9/25	65-64	W
F.10	*	ALABAMA	8/NR	66-55	W
F.14	*	at Georgia	8/NR	68-74	L
F.18	*	ARKANSAS	9/NR	73-56	W
F.21	*	at Auburn	9/NR	68-59	W
F.25	*	TENNESSEE	9/NR	92-60	W
F.29	*	at LSU	9/NR	70-64	W
M.3	*	at South Carolina	9/NR	84-65	W
M.7	*	FLORIDA	9/NR	82-62	W

SEC Tournament (Atlanta)

M.12	6	Georgia	8/NR	69-60	W
M.13	6	South Carolina	8/NR	78-63	W
M.14	6	Florida	8/NR	89-73	W

NCAA First/Second Rounds (Columbus, Ohio)

M.19	7	Florida A&M	2/NR	96-76	W
M.21	7	UAB	2/NR	75-76	L
2365-2036					

- 1 US Bank Arena (Cincinnati)
- 2 Wooden Classic (Arrowhead Pond, Anaheim, Calif.)
- 3 Ford Field (Detroit)
- 4 RCA Dome (Indianapolis)
- 5 Freedom Hall (Louisville, Ky.)
- 6 Georgia Dome (Atlanta)
- 7 Nationwide Arena (Columbus, Ga.)

—Leading Scorers—

Gerald Fitch (6-3 Sr. G)	16.2
Erik Daniels (6-8 Sr. F)	14.5
Kelenna Azuokuie (6-5 So. G)	11.1
Chuck Hayes (6-6 Jr. F)	10.7
Cliff Hawkins (6-1 Sr., G)	10.3

2004-05 (28-6, 14-2 SEC)

SEC Champions; SEC East Champions; Ranked 7th AP, 5th USA Today/ESPN

Coach: Tubby Smith

Captains: Josh Carrier, Chuck Hayes

N.20		COPPIN STATE	9/NR	77-46	W
N.23	1	Ball State	8/NR	73-53	W
N.26		GEORGIA STATE	8/NR	77-59	W
N.30		TENNESSEE TECH	8/NR	92-63	W
D.4		at North Carolina	8/9	78-91	L
D.8		MOREHEAD STATE	10/NR	71-40	W
D.11	2	Indiana	10/NR	73-58	W
D.18		at Louisville	9/13	60-58	W
D.22		WILLIAM & MARY	8/NR	92-47	W
D.29		CAMPBELL	8/NR	82-50	W
J.5	*	SOUTH CAROLINA	8/NR	79-75	W
J.9		KANSAS	8/2	59-65	L
J.12	*	VANDERBILT	9/NR	69-54	W
J.15	*	at Georgia	9/NR	76-55	W
J.19	*	at Ole Miss	8/NR	53-50	W
J.22	*	LSU	8/NR	89-58	W

J.25	*	Tennessee	7/NR	84-62	W
J.29	*	Arkansas	7/NR	68-67	W
F.5	*	Vanderbilt	6/NR	84-70	W
F.8	*	FLORIDA	5/NR	69-66	W
F.12	*	GEORGIA	5/NR	60-51	W
F.15	*	at South Carolina	3/NR	61-73	L
F.19	*	MISSISSIPPI STATE	3/NR	94-78	W
F.23	*	AUBURN	5/NR	81-73	W
F.26	*	at Alabama	5/16	78-71	W
M.2	*	TENNESSEE	3/NR	73-61	W
M.6	*	at Florida	3/NR	52-53	L

SEC Tournament (Atlanta)

M.11	3	Tennessee	4/NR	86-62	W
M.12	3	LSU	4/NR	OT 79-78	W
M.13	3	Florida	4/NR	53-70	L

NCAA First/Second Rounds (Indianapolis)

M.17	4	Eastern Kentucky	7/NR	72-64	W
M.19	4	Cincinnati	7/23	69-60	W

NCAA Austin Regional (Austin, Texas)

M.25	5	Utah	7/18	62-52	W
M.27	5	Michigan State	7/15	2OT 88-94	L

2503-2127

- 1 US Bank Arena (Cincinnati)
- 2 Freedom Hall (Louisville, Ky)
- 3 Georgia Dome (Atlanta)
- 4 RCA Dome (Indianapolis)
- 5 Frank Erwin Center (Austin, Texas)

---Leading Scorers---

Kelenna Azubuike (6-5 Jr. F)	14.7
Patrick Sparks (6-0 Jr. G)	11.0
Chuck Hayes (6-6 Sr. F)	10.9
Randolph Morris (6-10 Fr. C)	8.8
Rajon Rondo (6-1 Fr. G)	8.1

2005-06 (22-13, 9-7 SEC)

Coach: Tubby Smith

Captains: Preston LeMaster, Ravi Moss, Patrick Sparks, Brandon Stockton

N.13	1	SOUTH DAKOTA ST	9/NR	71-54	W
N.14	1	LIPSCOMB	8/NR	67-49	W
N.21	2	Iowa	7/18	63-67	L
N.22	2	West Virginia	7/13	80-66	W
N.25	1	LIBERTY	7/NR	81-51	W
N.29	1	HIGH POINT	10/NR	75-55	W
D.3	1	NORTH CAROLINA	10/NR	79-83	L
D.6	3	at Georgia State	15/NR	73-46	W
D.10	4	Indiana	15/18	53-79	L
D.17	1	LOUISVILLE	23/4	73-61	W
D.23	5	Iona	19/NR	73-67	W
D.30	6	Ohio	18/NR	71-63	W
J.3	1	UCF	19/NR	59-57	W
J.7	1	at Kansas	19/NR	46-73	L
J.10	*	VANDERBILT	NR/NR	51-57	L
J.14	*	ALABAMA	NR/NR	64-68	L
J.17	*	at Georgia	NR/NR	69-55	W
J.21	*	SOUTH CAROLINA	NR/NR	80-78	W
J.24	*	at Auburn	NR/NR	71-62	W
J.29	*	ARKANSAS	NR/NR	78-76	W
F.1	*	at Mississippi State	NR/NR	81-66	W
F.4	*	at Florida	NR/8	80-95	L
F.7	*	TENNESSEE	NR/11	67-75	L
F.11	*	at Vanderbilt	NR/NR	81-84	L
F.15	*	GEORGIA	NR/NR	68-61	W
F.18	*	at South Carolina	NR/NR	79-66	W
F.22	*	OLE MISS	NR/NR	80-40	W
F.25	*	at LSU	NR/24	67-71	L
M.1	*	at Tennessee	NR/11	80-78	W
M.5	*	FLORIDA	NR/17	64-79	L

SEC Tournament (Nashville, Tenn.)

M.9	7	Ole Miss	NR/NR	71-57	W
M.10	7	Alabama	NR/NR	68-61	W
M.11	7	South Carolina	NR/NR	61-65	L

NCAA First/Second Rounds (Philadelphia)

M.17	8	UAB	NR/25	69-64	W
M.19	8	Connecticut	NR/2	83-87	L

2477-2314

- 1 Guardians Classic (Lexington, Ky)

- 2 Guardians Classic (Municipal Auditorium, Kansas City, Mo.)
- 3 Philips Arena (Atlanta)
- 4 RCA Dome (Indianapolis)
- 5 Freedom Hall (Louisville, Ky)
- 6 US Bank Arena (Cincinnati)
- 7 Gaylor Entertainment Center (Nashville, Tenn.)
- 8 Wachovia Center (Philadelphia)

---Leading Scorers---

Randolph Morris (6-10 So. C)	13.3
Rajon Rondo (6-1 So. G)	11.2
Joe Crawford (6-4 So. G)	10.2
Patrick Sparks (6-0 Sr. G)	9.7
Ramel Bradley (6-1 So. G)	7.9

2006-07 (22-12, 9-7 SEC)

Coach: Tubby Smith

Captains: Lukas Obrzut, Bobby Perry, Sheray Thomas

N.15	1	MIAMI (OHIO)	22/NR	57-46	W
N.17	1	MISS. VALLEY STATE	22/NR	79-56	W
N.20	1	DePaul	20/NR	87-81	W
N.21	1	UCLA	20/5	68-73	L
N.22	1	Memphis	20/11	63-80	L
N.28	1	COL. of CHARLESTON	NR/NR	77-61	W
D.2	1	at North Carolina	NR/7	63-75	L
D.5	2	Chattanooga	NR/NR	79-63	W
D.9	1	INDIANA	NR/NR	59-54	W
D.16	1	at Louisville	NR/NR	61-49	W
D.19	1	SANTA CLARA	NR/NR	74-60	W
D.22	1	MASSACHUSETTS	NR/NR	82-68	W
D.29	1	EASTERN KENTUCKY	NR/NR	78-65	W
J.3	1	HOUSTON	NR/NR	77-70	W
J.6	*	at Ole Miss	NR/NR	68-58	W
J.10	*	AUBURN	NR/NR	84-57	W
J.13	*	MISSISSIPPI STATE	NR/NR	64-60	W
J.16	*	at South Carolina	25/NR	87-49	W
J.20	*	VANDERBILT	25/NR	67-72	L
J.24	*	at Georgia	NR/NR	OT 69-78	L
J.28	*	TENNESSEE	NR/NR	76-57	W
F.3	*	at Arkansas	NR/NR	82-74	W
F.7	*	SOUTH CAROLINA	20/NR	95-89	W
F.10	*	FLORIDA	20/1	61-64	L
F.13	*	at Tennessee	20/NR	85-89	L
F.17	*	at Alabama	20/25	61-72	L
F.20	*	LSU	NR/NR	70-63	W
F.25	*	at Vanderbilt	NR/17	65-67	L
F.28	*	GEORGIA	NR/NR	82-70	W
M.4	*	at Florida	NR/5	72-85	L

SEC Tournament (Atlanta)

M.8	3	Alabama	NR/NR	79-67	W
M.9	3	Mississippi State	NR/NR	OT 82-84	L

NCAA First/Second Rounds (Chicago)

M.16	4	Villanova	NR/NR	67-58	W
M.18	4	Kansas	NR/2	76-88	L

2496-2302

- 1 EA Sports Maui Invitational (Lahaina Civic Center, Maui, Hawaii)
- 2 Freedom Hall (Louisville, Ky)
- 3 Georgia Dome (Atlanta)
- 4 United Center (Chicago)

---Leading Scorers---

Randolph Morris (6-11 Jr. C)	16.1
Joe Crawford (6-5 Jr. G)	14.0
Ramel Bradley (6-2 Jr. G)	13.4
Jodie Meeks (6-5 Fr. G)	8.7
Bobby Perry (6-8 Sr. F)	8.4

BILLY GILLISPIE ERA (2008-2009)

2007-08 (18-13, 12-4 SEC)

Coach: Billy Gillispie

N.6	1	CENTRAL ARKANSAS	20/NR	67-40	W
N.7	1	GARDNER-WEBB	20/NR	68-84	L
N.21		LIBERTY	NR/NR	80-54	W
N.24		TEXAS SOUTHERN	NR/NR	83-35	W
N.27		STONY BROOK	NR/NR	62-52	W
D.1		NORTH CAROLINA	NR/1	77-86	L
D.8		at Indiana	NR/15	51-70	L
D.15	2	vs. UAB	NR/NR	76-79	L
D.18		at Houston	NR/NR	69-83	L
D.22		TENNESSEE TECH	NR/NR	69-47	W
D.29		SAN DIEGO	NR/NR	72-81	L
D.31		FLORIDA INT	NR/NR	92-49	W
J.5		LOUISVILLE	NR/NR	75-89	L
J.12	*	VANDERBILT	NR/13	79-73 OT	W
J.15	*	at Mississippi State	NR/NR	69-64	L
J.19	*	at Florida	NR/NR	70-81 OT	L
J.22	*	TENNESSEE	NR/8	72-66	W
J.26	*	SOUTH CAROLINA	NR/NR	78-70	W
F.2	*	at Georgia	NR/NR	63-58	W
F.6	*	at Auburn	NR/NR	66-63	W
F.9	*	ALABAMA	NR/NR	62-52	W
F.12	*	at Vanderbilt	NR/24	52-93	L
F.16	*	at LSU	NR/NR	67-63	W
F.19	*	GEORGIA	NR/NR	61-55	W
F.23	*	ARKANSAS	NR/NR	63-58	W
F.27	*	OLE MISS	NR/NR	58-54	W
M.2	*	at Tennessee	NR/2	60-63	L
M.5	*	at South Carolina	NR/NR	71-63	W
M.9	*	FLORIDA	NR/NR	75-70	W

SEC Tournament (Atlanta, Ga.)

M.15	3	vs. Georgia	NR/NR	56-60 OT	L	
M.20	4	vs. Marquette	NCAA First/Second Rounds (Anaheim, Calif.)	NR/25	66-74	L

- 1 2k Sports College Hoops Classic (Lexington, Ky)
- 2 Freedom Hall (Louisville, Ky)
- 3 Alexander Memorial Coliseum- Ga. Tech (Atlanta)
- 4 Honda Center (Anaheim, Calif.)

—Leading Scorers—

Joe Crawford (6-5, Sr)	17.9
Patrick Patterson (6-8, Fr)	16.4
Ramel Bradley (6-2, Sr)	15.9
Jodie Meeks (6-4, So.)	8.8
Perry Stevenson (6-9, So.)	5.9

2008-09 (22-14, 8-8 SEC)

Coach: Billy Gillispie

N.14		VMI	NR/NR	103-111	L
N.18		at North Carolina	NR/1	58-77	L
N.22	1	DELAWARE STATE	NR/NR	71-42	W
N.24	1	LONGWOOD	NR/NR	91-57	W
N.28	2	vs. Kansas State	NR/NR	74-72	W
N.29	2	vs. West Virginia	NR/NR	54-43	W
D.3		LAMAR	NR/NR	103-61	W
D.6		MIAMI (FLA)	NR/21	67-73	L
D.7		MISSISSIPPI VALLEY ST.	NR/NR	88-65	W
D.13		INDIANA	NR/NR	72-54	W
D.20	3	vs. Appalachian State	NR/NR	93-69	W
D.22		TENNESSEE STATE	NR/NR	102-58	W
D.27		FLORIDA ATLANTIC	NR/NR	76-69	W
D.29		CENTRAL MICHIGAN	NR/NR	84-52	W
J. 4		at Louisville	NR/18	71-74	L
J.10	*	VANDERBILT	NR/NR	70-60	W
J.13	*	at Tennessee	NR/24	90-72	W
J.18	*	at Georgia	NR/NR	68-45	W
J.21	*	AUBURN	NR/NR	73-64	W
J.24	*	at Alabama	NR/NR	61-51	W
J.27	*	at Ole Miss	NR/NR	80-85	L
J.31	*	SOUTH CAROLINA	NR/NR	77-78	L
F.3	*	MISSISSIPPI STATE	NR/NR	57-66	L
F.10	*	FLORIDA	NR/NR	68-65	W
F.14	*	at Arkansas	NR/NR	79-63	W
F.17	*	at Vanderbilt	NR/NR	64-77	L

F.21	*	TENNESSEE	NR/NR	77-58	W
F.25	*	at South Carolina	NR/NR	59-77	L
F.28	*	LSU	NR/18	70-73	L
M.4	*	GEORGIA	NR/NR	85-90	L
M.7	*	at Florida	NR/NR	53-60	L

SEC Tournament (Tampa, Fla.)

M.12	4	vs. Ole Miss	NR/NR	71-58	W
M.13	4	vs. LSU	NR/20	58-67	L
NIT					
M.17	5	UNLV	NR/NR	70-60	W
M.23	6	at Creighton	NR/NR	65-63	W
M.25	7	at Notre Dame	NR/NR	67-77	L

2669-2386

- 1 Las Vegas Invitational (Lexington, Ky)
- 2 Las Vegas Invitational (Orleans Arena, Las Vegas, Nev.)
- 3 Freedom Hall (Louisville)
- 4 St. Pete Times Forum (Tampa, Fla.)
- 5 Memorial Coliseum (Lexington, Ky)
- 6 Qwest Center (Omaha, Neb.)
- 7 Joyce Center (South Bend, Ind.)

—Leading Scorers—

Jodie Meeks (6-4, Jr., G)	23.7
Patrick Patterson (6-9, So., F)	17.9
Perry Stevenson (6-9, Jr., F)	7.8
Ramon Harris (6-7, Jr., G)	5.5
Darius Miller (6-7, Fr., G)	5.3

JOHN CALIPARI ERA (2010-PRESENT)

2009-10 (35-3, 14-2 SEC)

SEC Champions; SEC East Champions; SEC Tournament Champions; Ranked 2nd AP 5th USA Today/ESPN

Coach: John Calipari

N.11		MOREHEAD STATE	4/NR	75-59	W
N.16		MIAMI (OHIO)	4/NR	72-70	W
N.19	1	SAM HOUSTON STATE	4/NR	102-92	W
N.21	1	RIDER	4/NR	92-63	W
N.24	2	vs. Cleveland State	5/NR	73-49	W
N.25	2	vs. Stanford	5/NR	73-65 OT	W
N.30	3	vs. UNC Asheville	5/NR	94-57	W
D.5		NORTH CAROLINA	5/10	68-66	W
D.9	4	at Connecticut	4/14	64-61	W
D.12		at Indiana	4/NR	90-73	W
D.19		AUSTIN PEAY	3/NR	90-69	W
D.21		DREXEL	3/NR	88-44	W
D.23		LONG BEACH STATE	3/NR	86-73	W
D.29		HARTFORD	3/NR	104-61	W
J.2		LOUISVILLE	3/NR	71-62	W
J.9	*	GEORGIA	3/NR	76-68	W
J.12	*	at Florida	2/NR	89-77	W
J.16	*	at Auburn	2/NR	72-67	W
J.23	*	ARKANSAS	2/NR	101-70	W
J.26	*	at South Carolina	1/NR	62-68	L
J.30	*	VANDERBILT	1/21	85-72	W
F.2	*	OLE MISS	4/25	85-75	W
F.6	*	at LSU	4/NR	81-55	W
F.9	*	ALABAMA	3/NR	66-55	W
F.13	*	TENNESSEE	3/12	73-62	W
F.16	*	at Mississippi State	3/NR	81-75 OT	W
F.20	*	at Vanderbilt	2/17	58-56	W
F.25	*	SOUTH CAROLINA	2/NR	82-61	W
F.27	*	at Tennessee	2/19	65-74	L
M.3	*	at Georgia	3/NR	80-69	W
M.7	*	FLORIDA	3/NR	74-66	W

SEC Tournament (Nashville, Tenn.)

M.12	5	vs. Alabama	2/NR	73-67	W
M.13	5	vs. Tennessee	2/15	74-45	W
M.14	5	vs. Mississippi State	2/NR	75-74 OT	W
NCAA Tournament First/Second Rounds (New Orleans)					
M.18	6	vs. East Tennessee State	2/NR	100-71	W
M.20	6	vs. Wake Forest	2/NR	90-60	W
NCAA Tournament East Regional (Syracuse, N.Y.)					
M.25	7	vs. Cornell	2/NR	62-45	W
M.27	7	vs. West Virginia	2/6	66-73	L

3012-2468

- 1 Cancun Challenge (Rupp Arena, Lexington, Ky)
- 2 Cancun Challenge (Moon Palace Resort, Cancun, Mexico)

- 3 Freedom Hall (Louisville, Ky.)
- 4 SEC/Big East Challenge (Madison Square Garden, New York)
- 5 Bridgestone Arena, Nashville, Tenn.
- 6 New Orleans Arena, New Orleans
- 7 Carrier Dome, Syracuse, N.Y.

—Leading Scorers—

John Wall (6-4, Fr.)	16.6
DeMarcus Cousins (6-11, Fr)	15.1
Patrick Patterson (6-9, Jr.)	14.3
Eric Bledsoe (6-1, Fr.)	11.3
Darius Miller (6-7, So.)	6.5

2010-11 (29-9, 10-6 SEC)

SEC Tournament Champions; NCAA Final Four; Ranked 11th AP, 3rd USA Today/ESPN

Coach: John Calipari

N.12	EAST TENNESSEE STATE	11/NR	88-65	W
N.19	1 Portland	12/NR	79-48	W
N.22	2 Oklahoma	8/NR	76-64	W
N.23	2 Washington	8/13	74-67	W
N.24	2 Connecticut	8/NR	67-84	L
N.30	BOSTON	10/NR	91-57	W
D.4	at North Carolina	10/NR	73-75	L
D.8	3 Notre Dame	17/23	72-58	W
D.11	INDIANA	17/NR	81-62	W
D.18	MISS. VALLEY STATE	17/NR	85-60	W
D.22	WINTHROP	13/NR	89-52	W
D.28	COPPIN STATE	11/NR	91-61	W
D.31	at Louisville	11/22	78-63	W
J.3	PENN	10/NR	86-62	W
J.8	* at Georgia	10/NR	70-77	L
J.11	* AUBURN	13/NR	78-54	W
J.15	* LSU	13/NR	82-44	W
J.18	* at Alabama	12/NR	66-68	L
J.22	* at South Carolina	12/NR	67-58	W
J.29	* GEORGIA	14/NR	66-60	W
F.1	* at Ole Miss	10/NR	69-71	L
F.5	* at Florida	10/NR	68-70	L
F.8	* TENNESSEE	18/NR	73-61	W
F.12	* at Vanderbilt	18/23	77-81	L
F.15	* MISSISSIPPI STATE	22/NR	85-79	W
F.19	* SOUTH CAROLINA	22/NR	90-59	W
F.23	* at Arkansas	22/NR	OT 76-77	L
F.26	* FLORIDA	22/13	76-68	W
M.1	* VANDERBILT	20/21	68-66	W
M.6	* at Tennessee	20/NR	64-58	W
SEC Tournament (Atlanta)				
M.11	4 Ole Miss	15/NR	75-66	W
M.12	4 Alabama	15/NR	72-58	W
M.13	4 Florida	15/12	70-54	W
NCAA First/Second Rounds (Tampa, Fla.)				
M.17	5 Princeton	11/NR	59-57	W
M.19	5 West Virginia	11/22	71-63	W
NCAA East Regional (Newark, N.J.)				
M.25	6 Ohio State	11/1	62-60	W
M.27	6 North Carolina	11/7	76-69	W
NCAA Final Four (Houston)				
A.2	7 Connecticut	11/9	55-56	L
			2,845-2,412	

- 1 Rose Garden (Portland, Ore.)
- 2 EA Sports Maui Invitational (Lahaina Civic Center, Maui, Hawaii)
- 3 SEC/Big East Invitational (Freedom Hall, Louisville, Ky.)
- 4 Georgia Dome (Atlanta)
- 5 St. Pete Times Forum (Tampa, Fla.)
- 6 Prudential Center (Newark, N.J.)
- 7 Reliant Stadium (Houston)

—Leading Scorers—

Brandon Knight (6-3 Fr. G)	17.3
Terrence Jones (6-8 Fr. F)	15.7
Doron Lamb (6-4 Fr. G)	12.3
Darius Miller (6-7 Jr. G)	10.9
DeAndre Liggins (6-6 Jr. G)	8.6

SERIES RECORDS VS. OPPONENTS

School	W	L	Last Time	Date
Advent Memorial	0	1	L, 41-27	1/18/1909
Air Force	1	0	W, 78-58	12/17/65
Akron	2	0	W, 83-64	11/28/81
Alabama	101	36	W, 72-58	3/12/11
Alaska-Anchorage	5	0	W, 62-42	12/27/99
Alcorn State	1	0	W, 94-63	1/2/03
Alumni	4	0	W, 62-25	12/7/40
American	1	0	W, 75-52	12/23/97
Appalachian State	1	0	W, 93-69	12/20/08
Arizona	2	3	L, 63-51	11/26/99
Arizona State	3	0	W, 82-65	11/25/02
Arkansas	24	8	L, 76-77 ot	2/23/11
Arkansas State	1	0	W, 75-6	1/8/45
Army	1	0	W, 80-65	12/21/68
Ashland YMCA	2	0	W, 30-19	1/20/14
Auburn	85	17	W, 78-54	1/11/11
Austin Peay	5	0	W, 90-69	12/19/09
Ball State	1	0	W, 73-53	11/23/04
Baylor	6	0	W, 80-46	12/8/79
Berea	11	0	W, 56-32	12/4/44
Bethany	1	0	W, 24-11	2/4/11
Boston University	3	0	W, 91-57	11/30/10
Bowling Green	2	1	L, 56-54	12/16/88
Bradley	3	0	W, 79-58	11/30/79
BYU	3	0	W, 93-68	3/17/84
Butler	4	0	W, 90-53	11/27/82
California	2	0	W, 89-71	11/28/88
Campbell	1	0	W, 82-50	12/29/04
Canisius	2	0	W, 81-54	12/10/97
Carnegie Tech	2	0	W, 61-14	12/28/43
Centenary	3	1	W, 70-18	12/27/40
Central	7	9	W, 52-10	2/1/12
Central Arkansas	1	0	W, 67-40	11/06/07
Central Florida	1	0	W, 59-57	1/3/06
Central Michigan	2	0	W, 84-52	12/29/08
Centre	18	10	W, 47-11	2/13/29
CCNY	0	1	L, 89-50	3/14/50
Chaminade	1	0	W, 89-57	11/26/85
Charlotte	2	0	W, 84-81	12/19/87
Chattanooga	11	0	W, 79-63	12/5/06
Chicago	2	0	W, 42-16	1/2/35
Christ Church	0	4	L, 30-19	3/1/13
Cincinnati	27	10	W, 69-60	3/19/05
Cincinnati YMCA	0	2	L, 38-9	1/27/1906
Clemson	12	4	W, 76-61	11/29/97
Cleveland State	1	0	W, 73-49	11/24/09
College of Charleston	2	0	W, 77-61	11/28/06
Colorado	1	0	W, 64-52	11/26/98
Columbia	1	0	W, 76-53	3/18/48
Connecticut	1	3	L, 55-56	4/2/11
Coppin State	2	0	W, 91-61	12/28/10
Cornell	1	1	W, 62-45	3/25/10
Creighton	8	4	W, 65-63	3/23/09
Cumberland	4	1	W, 37-21	1/15/21
Dartmouth	3	1	W, 102-77	12/21/73
Davidson	1	0	W, 75-55	3/14/86
Dayton	3	2	L, 68-66	11/29/99
Delaware State	1	0	W, 71-42	11/22/08
DePaul	18	3	W, 87-81	11/20/06
DePauw	1	3	W, 38-35	2/4/44
Detroit Mercy	1	1	W, 83-46	12/7/82
Drexel	1	0	W, 88-44	12/21/09
Duke	11	8	L, 95-92 ot	12/18/01

School	W	L	Last Time	Date
Duquesne	1	0	W, 55-42	12/17/82
Eastern Kentucky	10	0	W, 78-65	12/30/06
East Carolina	1	0	W, 86-52	12/20/85
East Tennessee St.	4	0	W, 88-65	11/12/10
Florida	90	33	W, 70-54	3/13/11
Florida A&M	1	0	W, 96-76	3/19/04
Florida Atlantic	1	0	W, 76-69	12/27/08
Florida International	1	0	W, 92-49	12/31/07
Florida State	6	2	W, 106-81	3/27/93
Fort Benning	1	0	W, 81-25	1/7/46
Fort Knox	7	0	W, 80-41	12/1/47
Furman	1	0	W, 104-73	12/19/89
Gardner-Webb	0	1	L, 68-84	11/07/07
George Washington	1	0	W, 70-55	11/24/97
Georgia	113	25	W, 66-60	1/29/11
Georgia State	2	0	W, 73-46	12/6/05
Georgia Tech	56	15	L, 86-84	12/9/00
Georgetown (Ky.)	35	15	W, 39-19	12/2/38
Georgetown	0	2	L, 53-40	3/31/84
Gonzaga	1	0	W, 80-72	11/27/02
Great Lakes	0	2	L, 53-39	3/6/43
Hardin-Simmons	1	0	W, 83-55	12/1/65
Hartford	1	0	W, 104-61	12/29/09
Hawaii	2	0	W, 86-59	11/28/87
High Point	3	0	W, 75-55	11/29/05
Holy Cross	3	0	W, 72-68	3/15/01
Houston	3	1	L, 69-83	12/18/07
Idaho	2	0	W, 91-35	12/17/55
Illinois	11	4	W, 54-51	3/24/84
Indiana	31	23	W, 81-62	12/11/10
Indiana Central	4	0	W, 94-61	12/3/49
Iona	6	0	W, 73-67	12/23/05
Iowa	5	3	L, 67-63	11/21/05
Iowa State	2	0	W, 106-98	3/22/92
IUPUI	1	0	W, 95-64	3/21/03
Jacksonville	1	1	W, 107-91	12/18/81
Jacksonville State	1	0	W, 91-48	11/21/00
Kansas	19	6	L, 88-76	3/18/07
Kansas State	8	0	W, 74-72	11/28/08
Kent St.	1	0	W, 82-68	11/28/01
Kentucky State	1	0	W, 118-63	12/15/01
*Ky. Wesleyan	8	2	W, 57-18	12/10/38
Lamar	2	0	W, 103-61	12/3/08
LaSalle	3	0	W, 109-77	12/2/78
Lexington High	1	1	L, 36-29	1/13/1910
Lexington YMCA	2	5	L, 27-25	1/24/13
Liberty	2	0	W, 80-54	11/21/07
Lipscomb	1	0	W, 67-49	11/14/05
Long Beach State	1	0	W, 86-73	12/23/09
Long Island	2	1	W, 63-62	3/17/47
Longwood	1	0	W, 91-57	11/24/08
LSU	80	24	W, 82-44	1/15/11
Louisville	28	14	W, 78-63	12/31/10
Louisville Coliseum	1	1	L, 30-18	2/22/08
Louisville YMCA	1	0	W, 30-21	1/17/14
Louisville YMHA	1	0	W, 59-12	1/31/14
Loyola (Ill.)	4	3	L, 100-91	3/14/64
Loyola (La.)	1	0	W, 86-64	12/30/63
Maine	1	0	W, 100-54	12/30/80
Marietta	2	2	L, 27-23	3/4/16
Marquette	7	7	L, 66-74	3/20/08
Marshall	11	0	W, 89-76	12/1/03
Maryland	7	5	L, 78-68	3/22/02

K E N T U C K Y M E N ' S B A S K E T B A L L

School	W	L	Last Time	Date
Maryville	5	0	W, 53-14	12/13/40
Massachusetts	5	1	W, 82-68	12/22/06
Memphis	0	1	L, 80-63	11/22/06
Mercer	2	1	W, 82-51	11/19/98
Mexico	3	0	W, 56-26	1/24/42
Mexico YMCA	1	0	W, 25-14	1/8/24
Miami (Fla.)	3	1	L, 67-73	12/6/08
Miami (Ohio)	22	4	W, 72-70	11/16/09
Michigan	4	2	L, 81-78 ot	4/3/93
Michigan State	12	10	L, 94-88 2ot	3/27/05
Middle Tennessee	0	1	L, 50-44	3/11/82
Minnesota	4	1	W, 78-69	3/29/97
Mississippi State	87	20	W, 85-79	2/15/11
Miss. Valley State	3	0	W, 85-60	12/18/10
Missouri	4	0	W, 70-53	12/30/99
Montana	1	0	W, 81-69	3/13/97
Moore Hill	1	0	W, 32-11	2/14/1906
Morehead St.	9	0	W, 75-59	11/13/09
Mount St. Mary's	1	0	W, 113-67	3/16/95
Navy	3	1	W, 80-69	1/25/87
Nebraska	2	1	W, 85-60	12/15/72
New Albany YMCA	0	1	L, 29-12	2/12/1906
New Mexico State	1	0	W, 82-60	3/12/99
New York U.	0	2	L, 41-28	1/8/36
Niagara	1	0	W, 67-61	3/13/76
North Carolina	12	22	W, 76-69	3/27/11
UNC-Asheville	3	0	W, 94-57	11/20/09
N.C. State	3	1	L, 54-51	2/2/86
Northern Colorado	1	0	W, 106-73	12/1/59
Northwestern	7	1	L, 89-77	12/1/75
Northwestern State	1	1	L, 85-82	12/7/88
Notre Dame	42	18	W, 72-58	12/8/10
Oglethorpe	1	0	W, 81-12	12/13/34
Ohio	14	1	W, 71-63	12/30/05
Ohio State	11	8	W, 62-60	3/25/11
Ohio Wesleyan	0	1	L, 37-19	2/9/11
Oklahoma	3	0	W, 76-64	11/22/10
Oklahoma State	3	1	W, 90-65	12/21/74
Old Dominion	1	0	W, 88-69	3/20/92
Ole Miss	98	13	W, 75-66	3/11/11
Oregon	1	0	W, 95-68	12/16/72
Oregon State	3	0	W, 82-74	12/20/75
Otterbien	0	1	L, 41-27	2/10/11
Pennsylvania	5	0	W, 86-62	1/3/11
Penn State	2	1	L, 73-68	11/25/00
Pepperdine	1	0	W, 88-56	12/21/85
Phillips Oliers	0	1	L, 53-49	3/31/48
Pittsburgh	4	2	L, 68-56	11/27/98
Portland	2	0	W, 79-48	11/19/10
Portland State	1	0	W, 114-88	12/16/77
Princeton	3	1	W, 59-57	3/17/11
Providence	1	0	W, 79-78	3/18/76
Purdue	6	2	W, 89-75	12/3/97
Rhode Island	1	0	W, 46-45	3/20/46
Rider	3	0	W, 92-63	11/21/09
Robert Morris	1	0	W, 92-67	12/30/93
Rose Polytechnic	1	1	W, 33-12	1/30/17
Rutgers	1	0	W, 60-54	12/28/92
Sam Houston	1	0	W, 102-92	11/19/09
San Diego	0	1	L, 72-81	12/29/07
San Francisco	1	0	W, 110-83	12/28/93
San Jose State	1	0	W, 110-72	3/14/96
Santa Clara	1	0	W, 74-60	12/19/06
Seattle	1	0	W, 84-72	3/22/58
Seton Hall	1	1	L, 63-60	11/26/88

School	W	L	Last Time	Date
Sewanee	6	0	W, 60-15	2/15/34
South Carolina	44	10	W, 90-59	2/19/11
South Carolina St.	1	0	W, 82-67	3/13/98
Southern Cal	0	3	L, 80-76	3/2/01
SMU	3	2	L, 56-54	12/4/84
South Dakota State	1	0	W, 71-54	11/13/05
St. Andrews	1	1	L, 50-25	2/26/15
St. Bonaventure	1	0	W, 85-80 2ot	3/16/00
St. John's	10	5	L, 62-61	11/9/00
St. Joseph's	2	0	W, 102-72	3/20/97
Stony Brook	1	0	W, 62-52	11/27/07
Saint Louis	8	9	W, 88-61	3/15/98
Stanford	3	0	W, 73-65 ot	11/25/09
Syracuse	8	3	L, 52-50	3/18/00
Temple	14	4	W, 56-52	12/8/62
Tennessee	146	66	W, 64-58	3/6/11
Tennessee-Martin	1	0	W, 124-50	11/26/94
Tennessee State	4	0	W, 102-58	12/22/08
Tennessee Tech	5	0	W, 69-47	12/22/07
Texas	1	0	W, 86-61	12/21/93
Texas A&M	2	1	L, 73-69	12/22/78
TCU	2	0	W, 124-80	11/20/96
Texas Southern	1	0	W, 83-35	11/24/07
Texas State	1	0	W, 82-36	12/10/91
Texas Tech	4	0	W, 83-68	12/17/94
Toledo	1	0	W, 63-54	11/27/84
Transylvania	7	7	W, 30-24	3/3/11
Tufts	1	0	W, 66-56	3/24/45
Tulane	41	5	W, 76-60	12/10/02
Tulsa	5	0	W, 87-82	3/16/02
UAB	2	3	L, 76-79	12/15/07
UCLA	6	4	L, 73-68	11/21/06
UNLV	4	0	W, 70-60	3/17/09
Utah	9	2	W, 62-52	3/25/05
Utah State	1	0	W, 92-64	12/23/57
UTEP	0	1	L, 72-65	3/19/66
Valparaiso	1	0	W, 83-68	3/14/02
Vanderbilt	135	43	W, 68-66	3/1/11
Vernon (Ind.)	1	0	W, 34-14	2/13/1906
Villanova	6	0	W, 67-58	3/16/07
Virginia	6	3	L, 75-61	11/26/02
Virginia Tech	3	1	W, 84-60	3/16/96
VMI	5	3	L, 111-103	11/14/08
Wabash	1	1	W, 96-24	12/28/46
Wake Forest	5	0	W, 90-60	3/20/10
Wash.U St. Louis	2	0	W, 69-39	2/7/48
Washington	2	0	W, 74-67	11/23/10
Washington & Lee	12	1	W, 94-66	12/1/56
Washington State	1	0	W, 97-75	12/20/74
Wayne	1	0	W, 84-64	3/16/56
West Carolina	2	0	W, 82-55	2/6/97
Western Kentucky	3	2	L, 64-52	11/15/01
Western Ontario	4	0	W, 90-18	12/10/49
West Texas State	2	0	W, 121-67	12/4/78
West Virginia	14	5	W, 71-63	3/19/11
William & Mary	1	0	W, 92-47	12/22/04
Winthrop	2	0	W, 89-52	12/22/10
Wisconsin	3	1	W, 63-57	3/27/03
Wis.-Green Bay	1	0	W, 74-62	12/6/95
Wright Field	1	0	W, 61-28	1/15/44
Wright State	3	0	W, 97-75	11/23/98
Wyoming	2	0	W, 66-40	12/16/83
Xavier	37	2	W, 115-77	11/30/68
Yale	1	0	W, 79-58	12/27/61

*-In 1918 the two teams played to a 21-21 tie.

KENTUCKY VS. DIVISION I CONFERENCES

AMERICA EAST	6-0
Boston University	3-0
Maine	1-0
Stony Brook	1-0
Hartford	1-0

ATLANTIC 10	78-18
Charlotte	2-0
Dayton	3-2
Duquesne	1-0
George Washington	1-0
La Salle	3-0
Massachusetts	5-1
Rhode Island	1-0
St. Bonaventure	1-0
St. Joseph's (Pa.)	2-0
Saint Louis	8-9
Temple	14-4
Xavier (Ohio)	37-2

ATLANTIC COAST	124-62
Clemson	12-4
Duke	11-8
Florida State	6-2
Georgia Tech	56-15
Maryland	7-5
Miami (Florida)	3-1
North Carolina	12-22
North Carolina State	3-1
Virginia	6-3
Virginia Tech	3-1
Wake Forest	5-0

ATLANTIC SUN	9-3
Campbell	1-0
East Tennessee State	4-0
Gardner-Webb	0-1
Jacksonville	1-1
Lipscomb	1-0
Mercer	2-1

BIG EAST	168-73
Cincinnati	27-10
Connecticut	1-3
DePaul	18-3
Georgetown	0-2
Louisville	28-14
Marquette	7-7

Notre Dame	43-17
Pittsburgh	4-2
Providence	1-0
Rutgers	1-0
St. John's (N.Y.)	10-5
Seton Hall	1-1
Syracuse	8-3
Villanova	6-0
West Virginia	14-5

BIG SKY	2-0
Montana	1-0
Portland State	1-0

BIG SOUTH	15-3
High Point	3-0
Liberty	2-0
UNC Asheville	3-0
VMI	5-3
Winthrop	2-0

BIG TEN	95-56
Illinois	11-4
Indiana	30-23
Iowa	5-3
Michigan	4-2
Michigan State	12-10
Minnesota	4-1
Northwestern	7-1
Ohio State	11-8
Penn State	2-1
Purdue	6-2
Wisconsin	3-1

BIG 12	55-9
Baylor	6-0
Colorado	1-0
Iowa St.	2-0
Kansas	19-6
Kansas State	8-0
Missouri	4-0
Nebraska	2-1
Oklahoma	3-0
Oklahoma State	3-1
Texas	1-0
Texas A&M	2-1
Texas Tech	4-0

BIG WEST	1-0
Long Beach State	1-0

COLONIAL	5-0
Drexel	1-0
Georgia State	2-0
Old Dominion	1-0
William & Mary	1-0

CONFERENCE USA	67-13
East Carolina	1-0
Houston	3-1
Marshall	11-0
Memphis	0-1
SMU	3-2
UAB	2-3
UCF	1-0
UTEP	0-1
Tulane	41-5
Tulsa	5-0

HORIZON	15-4
Butler	4-0
Cleveland State	1-0
Detroit	1-1
Loyola (Ill.)	4-3
Valparaiso	1-0
Wisc.-Green Bay	1-0
Wright St.	3-0

INDEPENDENT	1-0
Longwood	1-0

IVY	14-3
Columbia	1-0
Cornell	1-1
Dartmouth	3-1
Pennsylvania	5-0
Princeton	3-1
Yale	1-0

METRO ATLANTIC	12-0
Canisius	2-0
Iona	6-0
Niagara	1-0
Rider	3-0

MID-AMERICAN	45-6
Akron	2-0
Ball State	1-0
Bowling Green	2-1
Central Michigan	2-0
Kent State	1-0
Miami (Ohio)	22-4
Ohio	14-1
Toledo	1-0

SOUTHLAND	1-0
Central Arkansas	1-0

SUMMIT LEAGUE	4-1
Centenary	3-1
IUPUI	1-0

MEAC	5-0
Coppin State	2-0
Delaware State	1-0
Florida A&M	1-0
South Carolina State	1-0

MISSOURI VALLEY	11-4
Bradley	3-0
Creighton	8-4

MOUNTAIN WEST	21-2
Air Force	1-0
Brigham Young	3-0
UNLV	4-0
TCU	2-0
Utah	9-2
Wyoming	2-0

NORTHEAST	4-1
LIU-Brooklyn	2-1
Mount St. Mary's (Md.)	1-0
Robert Morris	1-0

OHIO VALLEY	34-0
Austin Peay	5-0
Eastern Kentucky	10-0
Jacksonville State	1-0
Morehead State	9-0
Tennessee-Martin	1-0
Tennessee State	3-0
Tennessee Tech	5-0

PACIFIC 10	23-10
Arizona	2-3
Arizona State	3-0
California	2-0
Oregon	1-0
Oregon State	3-0
Southern California	0-3
Stanford	3-0
UCLA	6-4
Washington	2-0
Washington State	1-0

PATRIOT LEAGUE	8-1
American	1-0
Army	1-0
Holy Cross	3-0
Navy	3-1

SOUTHEASTERN 1,002-296	
Alabama	101-36
Arkansas	24-8
Auburn	85-17
Florida	90-33
Georgia	113-25
LSU	80-24
Mississippi	98-13
Mississippi State	87-20
South Carolina	44-10
Tennessee	146-66
Vanderbilt	134-44

SOUTHERN	17-0
Chattanooga	11-0
College of Charleston	2-0
Davidson	1-0
Furman	1-0
Western Carolina	2-0

SOUTHLAND 5-1	
Sam Houston State	1-0
Lamar	2-0
Northwestern State	1-1
Texas State	1-0

SWAC	5-0
Alcorn State	1-0
Mississippi Valley St.	3-0
Texas Southern	1-0

SUN BELT	7-3
Arkansas State	1-0
Florida Atlantic	1-0
Florida International	1-0
New Mexico State	1-0
Middle Tennessee State	0-1
Western Kentucky	3-2

WEST COAST	6-1
Gonzaga	1-0
Pepperdine	1-0
Portland	2-0
San Diego	0-1
San Francisco	1-0
Santa Clara	1-0

WESTERN ATHLETIC	7-0
Hawaii	2-0
Idaho	2-0
New Mexico State	1-0
San Jose State	1-0
Utah State	1-0

SCORES VS. ALL OPPONENTS

Advent Mem. (AM leads, 1-0)

Year	Score	Site
1909:	L, 41-27	at Walnut Hills, Ohio

at Walnut Hills, Ohio: AM leads, 1-0

Air Force (UK leads, 1-0)

Year	Score	Site
1966:	W, 78-58	at Lexington

at Lexington: UK leads, 1-0

Akron (UK leads, 2-0)

Year	Score	Site
1937:	W, 32-22	at Cincinnati
1982:	W, 83-64	at Lexington

at Lexington: UK leads, 1-0
at Neutral Sites: UK leads, 1-0
at Cincinnati: UK leads, 1-0

Alabama (UK leads, 101-36)

Year	Score	Site
1923:	L, 45-35	at Lexington
1925:	L, 24-13	at Tuscaloosa, Ala.
1926:	W, 27-16	at Lexington
1929:	L, 27-26	at Lexington
1932:	W, 50-22	at Lexington
1933:	W, 35-21	at Birmingham, Ala.
1934:	W, 33-28	at Birmingham, Ala.
	W, 26-21	at Lexington
1935:	W, 33-26	at Birmingham, Ala.
	W, 25-16	at Lexington
1936:	W, 32-30	at Tuscaloosa, Ala.
	W, 40-34	at Lexington
1937:	W, 38-27	at Birmingham, Ala.
	L, 34-31	at Lexington
1938:	W, 57-31	at Birmingham, Ala.
	W, 28-21	at Lexington
1939:	L, 41-38	at Birmingham, Ala.
	W, 45-27	at Lexington
1940:	L, 36-32	at Birmingham, Ala.
	W, 83-64	at Lexington
1941:	W, 38-36	at Tuscaloosa, Ala.
	W, 46-38	at Lexington
	W, 39-37	at Louisville (SEC)
1942:	L, 41-35	at Tuscaloosa, Ala.
	W, 50-34	at Lexington
	W, 36-34	at Louisville (SEC)
1943:	L, 41-32	at Tuscaloosa, Ala.
	W, 67-41	at Lexington
1945:	W, 52-41	at Louisville (SEC)
1946:	W, 59-30	at Louisville (SEC)
1947:	W, 48-37	at Tuscaloosa, Ala.
	W, 63-33	at Lexington
1948:	W, 41-31	at Tuscaloosa, Ala.
	W, 63-33	at Lexington
1949:	W, 56-40	at Tuscaloosa, Ala.
	W, 74-32	at Lexington
1950:	W, 66-64	at Tuscaloosa, Ala.
	W, 77-57	at Lexington
1951:	W, 65-48	at Lexington
1952:	W, 71-67	at Tuscaloosa, Ala.
1954:	W, 68-43	at Tuscaloosa, Ala.
1955:	W, 66-52	at Lexington
1956:	L, 101-77	at Montgomery, Ala.
1957:	W, 79-60	at Lexington
1958:	W, 45-43 ^{OT}	at Montgomery, Ala.
1959:	W, 39-32	at Lexington
1960:	W, 75-55	at Montgomery, Ala.
1961:	W, 80-53	at Lexington
1962:	W, 73-65	at Tuscaloosa, Ala.
1963:	W, 80-63	at Lexington
1964:	L, 65-59	at Tuscaloosa, Ala.
1965:	L, 75-71	at Tuscaloosa, Ala.
	W, 78-72	at Lexington
1966:	W, 82-62	at Lexington
	W, 90-67	at Tuscaloosa, Ala.

1967:	L, 81-71	at Tuscaloosa, Ala.
	W, 110-78	at Lexington
1968:	W, 84-76	at Tuscaloosa, Ala.
	W, 96-83	at Lexington
1969:	W, 83-70 ^{OT}	at Tuscaloosa, Ala.
	W, 108-79	at Lexington
1970:	W, 86-71	at Lexington
	W, 98-89	at Tuscaloosa, Ala.
1971:	W, 86-73	at Tuscaloosa, Ala.
	W, 101-74	at Lexington
1972:	W, 77-74	at Lexington
	L, 73-70	at Tuscaloosa, Ala.
1973:	W, 95-93	at Tuscaloosa, Ala.
	W, 111-95	at Lexington
1974:	L, 81-77	at Tuscaloosa, Ala.
	L, 94-71	at Lexington
1975:	W, 74-69	at Lexington
	W, 84-79	at Tuscaloosa, Ala.
1976:	L, 76-63	at Tuscaloosa, Ala.
	W, 90-85	at Lexington
1977:	W, 87-85	at Tuscaloosa, Ala.
	W, 85-70	at Lexington
1978:	L, 78-62	at Tuscaloosa, Ala.
	W, 97-84	at Lexington
1979:	L, 55-52	at Tuscaloosa, Ala.
	W, 80-71	at Lexington
	W, 101-100	at Birmingham, Ala. (SEC)
1980:	L, 78-64	at Lexington
	W, 72-63	at Tuscaloosa, Ala.
1981:	L, 59-55	at Tuscaloosa, Ala.
	W, 77-62	at Lexington
1982:	W, 86-69	at Lexington
	W, 72-62	at Tuscaloosa, Ala.
	L, 48-46	at Lexington (SEC)
1983:	L, 74-67	at Tuscaloosa, Ala.
	W, 76-70	at Lexington
	L, 69-64	at Birmingham, Ala. (SEC)
1984:	W, 76-66	at Lexington
	L, 69-62	at Tuscaloosa, Ala.
	W, 48-46	at Nashville, Tenn. (SEC)
1985:	L, 60-58	at Tuscaloosa, Ala.
	W, 51-48	at Lexington
1986:	W, 76-52	at Lexington
	W, 73-71	at Tuscaloosa, Ala.
	W, 83-72	at Lexington (SEC)
	W, 68-63	at Atlanta (NCAA)
1987:	L, 69-55	at Lexington
	W, 70-69	at Tuscaloosa, Ala.
1988:	W, 63-55	at Tuscaloosa, Ala.
	W, 82-68	at Lexington
1989:	L, 76-64	at Tuscaloosa, Ala.
	L, 71-67	at Lexington
1990:	W, 82-65	at Lexington
	L, 83-58	at Tuscaloosa, Ala.
1991:	L, 88-83	at Tuscaloosa, Ala.
	W, 79-73	at Lexington
1992:	W, 107-83	at Lexington
	W, 80-54	at Birmingham, Ala. (SEC)
1993:	W, 73-59	at Tuscaloosa, Ala.
1994:	W, 82-67	at Lexington
1995:	W, 72-52	at Tuscaloosa, Ala.
1996:	W, 84-65	at Lexington
1997:	W, 75-61	at Tuscaloosa, Ala.
1998:	W, 70-67	at Louisville
	W, 82-71	at Atlanta (SEC)
1999:	L, 62-58	at Tuscaloosa, Ala.
2000:	W, 66-54	at Lexington
2001:	L, 70-60	at Tuscaloosa, Ala.
2002:	L, 64-61	at Lexington
2003:	W, 63-46	at Tuscaloosa, Ala.
2004:	W, 66-55	at Lexington
2005:	W, 78-71	at Tuscaloosa, Ala.
2006:	L, 68-64	at Lexington
	W, 68-61	at Nashville, Tenn. (SEC)
2007:	L, 72-61	at Tuscaloosa, Ala.

	W, 79-67	at Atlanta (SEC)
2008:	W, 62-52	at Lexington
2009:	W, 61-51	at Tuscaloosa, Ala.
2010:	W, 66-55	at Lexington
	W, 73-67	at Nashville, Tenn. (SEC)
2011:	L, 66-68	at Tuscaloosa, Ala.
	W, 72-58	at Atlanta (SEC)

at Lexington: UK leads, 52-10
at Tuscaloosa, Ala.: UK leads, 28-22
at Neutral Sites: UK leads, 21-4
at Atlanta: UK leads, 4-0
at Birmingham, Ala.: UK leads, 7-3
at Louisville: UK leads, 5-0
at Montgomery, Ala.: UK leads, 2-1
at Nashville, Tenn.: UK leads, 3-0

Alaska-Anchorage (UK leads, 5-0)

Year	Score	Site
1980:	W, 52-17	at Anchorage, Alaska (GAS)
1981:	W, 53-20	at Lexington (UKIT)
1988:	W, 55-8	at Lexington
1997:	W, 62-25	at Anchorage, Alaska (GAS)
2000:	W, 62-42	at Lexington

at Lexington: UK leads, 3-0
at Anchorage, Alaska: UK leads, 2-0

Alcorn State (UK leads, 1-0)

Year	Score	Site
2003:	W, 94-63	at Lexington

at Lexington: UK leads, 1-0

Alumni (UK leads, 4-0)

Year	Score	Site
1931:	W, 52-17	at Lexington
1932:	W, 53-20	at Lexington
1933:	W, 55-8	at Lexington
1941:	W, 62-25	at Lexington

at Lexington: UK leads, 4-0

Appalachian St. (UK leads, 1-0)

Year	Score	Site
2008:	W, 93-69	at Louisville

at Neutral Sites: UK leads, 1-0
at Louisville: UK leads, 1-0

American (UK leads, 1-0)

Year	Score	Site
1998:	W, 75-52	at Lexington

at Neutral Sites: UK leads, 1-0
at Louisville: UK leads, 1-0

Arizona (UA leads, 3-2)

Year	Score	Site
1946:	W, 77-53	at New York (NIT)
1994:	W, 93-92	at Maui, Hawaii (Maui)
1997:	L, 84-79 ^{OT}	at Indianapolis (NCAA)
1998:	L, 89-74	at Maui, Hawaii (Maui)
2000:	L, 63-51	at New York (PreNIT)

at Neutral Sites: UA leads, 3-2
at Indianapolis: UA leads, 1-0
at Maui, Hawaii: Tied, 1-1
at New York: Tied, 1-1

Arizona State (UK leads, 3-0)

Year	Score	Site
1992:	W, 94-68	at Lexington
1995:	W, 97-73	at Birmingham, Ala. (NCAA)
2003:	W, 82-65	at Maui, Hawaii (Maui)

at Lexington: UK leads, 1-0
at Neutral Sites: UK leads, 2-0
at Birmingham, Ala.: UK leads, 1-0
at Maui, Hawaii: UK leads, 1-0

Arkansas (UK leads, 24-8)

Year	Score	Site
1946:	W, 67-42	at Lexington
1949:	W, 76-39	at Lexington
1950:	W, 57-53	at Fayetteville, Ark.
1978:	W, 65-59	at St. Louis (NCAA)
1992:	L, 105-88	at Lexington
1993:	L, 101-94	at Fayetteville, Ark.
	W, 92-81	at Lexington (SEC)
1994:	L, 90-82	at Lexington
	W, 90-78	at Memphis, Tenn. (SEC)
1995:	L, 94-92	at Fayetteville, Ark.
	W, 95-93 ^{OT}	at Atlanta (SEC)
1996:	W, 88-73	at Lexington
	W, 95-75	at New Orleans (SEC)
1997:	W, 83-73	at Fayetteville, Ark.
1998:	W, 80-77 ^{OT}	at Lexington
	W, 99-74	at Atlanta (SEC)
1999:	L, 74-70	at Fayetteville, Ark.
	W, 76-63	at Atlanta (SEC)
2000:	W, 60-55	at Lexington
	L, 86-72	at Atlanta (SEC)
2001:	L, 82-78	at Fayetteville, Ark.
	W, 87-78	at Nashville, Tenn. (SEC)
2002:	W, 71-58	at Lexington
2003:	W, 66-50	at Fayetteville, Ark.
2004:	W, 73-56	at Lexington
2005:	W, 68-67	at Fayetteville, Ark.
2006:	W, 80-78	at Lexington
2007:	W, 82-74	at Fayetteville, Ark.
2008:	W, 63-58	at Lexington
2009:	W, 79-63	at Fayetteville, Ark.
2010:	W, 101-70	at Lexington
2011:	L, 76-77 ^{OT}	at Fayetteville, Ark.
at Lexington: UK leads, 11-2		
at Fayetteville, Ark.: UK leads, 6-5		
at Neutral Sites: UK leads, 7-1		
at Atlanta: UK leads, 3-1		
at Memphis, Tenn.: UK leads, 1-0		
at Nashville, Tenn.: UK leads, 1-0		
at New Orleans: UK leads, 1-0		
at St. Louis: UK leads, 1-0		

Arkansas St. (UK leads, 1-0)

Year	Score	Site
1945:	W, 75-6	at Lexington
at Lexington: UK leads, 1-0		

Army (UK leads, 1-0)

Year	Score	Site
1969:	W, 80-65	at Lexington (UKIT)
at Lexington: UK leads, 1-0		

Ashland YMCA (UK leads, 2-0)

Year	Score	Site
1914:	W, 28-15	at Lexington
	W, 30-19	at Ashland, Ky.
at Lexington: UK leads, 1-0		
at Ashland, Ky.: UK leads, 1-0		

Auburn (UK leads, 85-17)

Year	Score	Site
1921:	W, 40-25	at Lexington
1926:	W, 35-26	at Lexington
1942:	W, 40-31	at Louisville (SEC)
1946:	W, 69-24	at Louisville (SEC)
1947:	W, 84-18	at Louisville (SEC)
1949:	W, 70-39	at Louisville (SEC)
1951:	W, 79-35	at Lexington
	W, 84-54	at Louisville (SEC)
1952:	W, 88-48	at Auburn, Ala.
1954:	W, 107-79	at Montgomery, Ala.
1955:	W, 93-59	at Lexington
1956:	W, 82-81	at Montgomery, Ala.
1957:	W, 103-85	at Lexington
1958:	L, 64-63	at Birmingham, Ala.
1959:	W, 75-56	at Lexington
1960:	L, 61-60	at Auburn, Ala.
1961:	W, 77-51	at Lexington

1962:	W, 63-60	at Auburn, Ala.
1963:	W, 78-59	at Lexington
1964:	W, 99-79	at Montgomery, Ala.
1965:	W, 73-67	at Lexington
	L, 88-69	at Auburn, Ala.
1966:	W, 115-78	at Lexington
	W, 77-64	at Auburn, Ala.
1967:	W, 60-58	at Lexington
	L, 62-49	at Auburn, Ala.
1968:	L, 74-73	at Auburn, Ala.
	W, 89-57	at Lexington
1969:	W, 105-93	at Lexington
	W, 90-86	at Auburn, Ala.
1970:	W, 84-83	at Auburn, Ala.
	W, 102-81	at Lexington
1971:	W, 114-75	at Lexington
	W, 102-83	at Auburn, Ala.
1972:	W, 78-72	at Auburn, Ala.
	W, 102-67	at Lexington
1973:	W, 88-57	at Lexington
	W, 91-79	at Auburn, Ala.
1974:	W, 79-58	at Lexington
	L, 99-97 ^{OT}	at Auburn, Ala.
1975:	L, 90-85	at Auburn, Ala.
	W, 119-76	at Lexington
1976:	L, 91-84 ^{OT}	at Auburn, Ala.
	W, 93-82	at Lexington
1977:	W, 75-68	at Auburn, Ala.
	W, 89-82	at Lexington
1978:	W, 101-77	at Auburn, Ala.
	W, 104-81	at Lexington
1979:	W, 86-83 ^{OT}	at Auburn, Ala.
	W, 66-59	at Lexington
1980:	W, 67-65	at Lexington
	W, 64-62	at Auburn, Ala.
	W, 69-61	at Birmingham, Ala. (SEC)
1981:	W, 79-66	at Auburn, Ala.
	W, 102-74	at Lexington
1982:	W, 83-71	at Lexington
	L, 83-81	at Auburn, Ala.
	W, 89-66	at Lexington (SEC)
1983:	L, 75-67	at Lexington
	W, 71-69	at Auburn, Ala.
1984:	L, 82-63	at Auburn, Ala.
	W, 84-64	at Lexington
	W, 51-49	at Nashville, Tenn. (SEC)
1985:	W, 68-61	at Lexington
	W, 49-47 ^{OT}	at Auburn, Ala.
1986:	L, 60-56	at Auburn, Ala.
	W, 81-71	at Lexington
1987:	W, 63-60	at Auburn, Ala.
	W, 75-71	at Lexington
	L, 79-72	at Atlanta (SEC)
1988:	L, 53-52	at Lexington
	W, 69-62	at Auburn, Ala.
1989:	W, 86-76	at Lexington
	L, 77-75	at Auburn, Ala.
1990:	L, 74-70	at Auburn, Ala.
	W, 98-95	at Lexington
1991:	W, 89-81	at Auburn, Ala.
	W, 114-93	at Lexington
1992:	W, 85-67	at Auburn, Ala.
1993:	W, 80-78	at Lexington
1994:	W, 91-74	at Auburn, Ala.
1995:	W, 98-64	at Lexington
	W, 93-81	at Atlanta (SEC)
1996:	W, 88-73	at Auburn, Ala.
1997:	W, 77-53	at Lexington
	W, 92-50	at Memphis, Tenn. (SEC)
1998:	W, 83-58	at Auburn, Ala.
1999:	W, 72-62	at Lexington
	W, 69-57	at Atlanta (SEC)
2000:	L, 66-63	at Auburn, Ala.
2001:	W, 90-78	at Lexington
2002:	W, 69-62	at Auburn, Ala.
2003:	W, 67-51	at Lexington
	W, 78-58	at New Orleans (SEC)
2004:	W, 68-59	at Auburn, Ala.
2005:	W, 81-73	at Lexington

2006:	W, 71-62	at Auburn, Ala.
2007:	W, 84-57	at Lexington
2008:	W, 66-63	at Auburn, Ala.
2009:	W, 73-64	at Lexington
2010:	W, 72-67	at Auburn, Ala.
2011:	W, 78-54	at Lexington
at Lexington: UK leads, 44-2		
at Auburn, Ala.: UK leads, 17-13		
at Neutral Sites: UK leads, 14-2		
at Atlanta: UK leads, 2-1		
at Birmingham, Ala.: Tied, 1-1		
at Louisville: UK leads, 5-0		
at Memphis, Tenn.: UK leads, 1-0		
at Montgomery, Ala.: UK leads, 3-0		
at Nashville, Tenn.: UK leads, 1-0		
at New Orleans: UK leads, 1-0		

Austin Peay (UK leads, 5-0)

Year	Score	Site
1973:	W, 106-100 ^{OT}	at Nashville, Tenn. (NCAA)
1987:	W, 71-69	at Lexington
1989:	W, 85-77	at Louisville
2004:	W, 61-53	at Louisville
2009:	W, 61-53	at Lexington
at Lexington: UK leads, 2-0		
at Neutral Sites: UK leads, 3-0		
at Louisville: UK leads, 2-0		
at Nashville, Tenn.: UK leads, 1-0		

Ball State (UK leads, 1-0)

Year	Score	Site
2005:	W, 73-53	at Cincinnati
at Neutral Sites: UK leads, 1-0		
at Cincinnati: UK leads, 1-0		

Baylor (UK leads, 6-0)

Year	Score	Site
1947:	W, 75-34	at Lexington
1948:	W, 58-42	at New York (NCAA)
	W, 77-59	at New York (Olympic)
1962:	W, 94-60	at Lexington
1964:	W, 101-65	at Lexington
1980:	W, 80-46	at Lexington
at Lexington: UK leads, 4-0		
at Neutral Sites: UK leads, 2-0		
at New York: UK leads, 2-0		

Berea (UK leads, 11-0)

Year	Score	Site
1926:	W, 37-23	at Lexington
1928:	W, 37-16	at Lexington
1930:	W, 29-26	at Lexington
1931:	W, 41-25	at Lexington
1932:	W, 52-27	at Lexington
1936:	W, 58-30	at Lexington
1937:	W, 70-26	at Lexington
1938:	W, 69-35	at Lexington
1940:	W, 74-24	at Lexington
1944:	W, 54-40	at Lexington
1945:	W, 56-32	at Lexington
at Lexington: UK leads, 11-0		

Bethany (UK leads, 1-0)

Year	Score	Site
1911:	W, 24-11	at Lexington
at Lexington: UK leads, 1-0		

Boston Univ. (UK leads, 3-0)

Year	Score	Site
1987:	W, 81-69	at Lexington (UKIT)
1995:	W, 90-49	at Lexington
2011:	W, 91-57	at Lexington
at Lexington: UK leads, 3-0		

Bowling Green (UK leads, 2-1)

Year	Score	Site
1949:	W, 63-61	at Cleveland
1977:	W, 77-59	at Lexington (UKIT)
1989:	L, 56-54	at Lexington (UKIT)

at Lexington: Tied, 1-1
 at Neutral Sites: UK leads, 1-0
 at Cleveland: UK leads, 1-0

Bradley (UK leads, 3-0)

Year	Score	Site
1949:	W, 62-52	at Owensboro, Ky.
1950:	W, 71-66	at New Orleans (Sugar)
1980:	W, 79-58	at Anchorage, Alaska
at Neutral Sites: UK leads, 3-0		
at Anchorage, Alaska: UK leads, 1-0		
at New Orleans: UK leads, 1-0		
at Owensboro, Ky.: UK leads, 1-0		

BYU (UK leads, 3-0)

Year	Score	Site
1952:	W, 84-64	at New Orleans (Sugar)
1984:	W, 93-59	at Lexington (UKIT)
	W, 93-68	at Birmingham, Ala. (NCAA)
at Lexington: UK leads, 1-0		
at Neutral Sites: UK leads, 2-0		
at Birmingham, Ala.: UK leads, 1-0		
at New Orleans: UK leads, 1-0		

Butler (UK leads, 4-0)

Year	Score	Site
1911:	W, 21-16	at Lexington
1936:	W, 39-28	at Indianapolis
1962:	W, 81-60	at Iowa City, Iowa (NCAA)
1983:	W, 90-53	at Lexington
at Lexington: UK leads, 2-0		
at Indianapolis: UK leads, 1-0		
at Neutral Sites: UK leads, 1-0		
at Iowa City, Iowa: UK leads, 1-0		

California (UK leads, 2-0)

Year	Score	Site
1980:	W, 78-52	at Lexington (UKIT)
1989:	W, 89-71	at Anchorage, Alaska
at Lexington: UK leads, 1-0		
at Neutral Sites: UK leads, 1-0		
at Anchorage, Alaska: UK leads, 1-0		

Campbell (UK leads, 1-0)

Year	Score	Site
2005:	W, 82-50	at Lexington
at Lexington: UK leads, 1-0		

Canisius (UK leads, 2-0)

Year	Score	Site
1997:	W, 68-45	at Lexington
1998:	W, 81-54	at Buffalo, N.Y.
at Lexington: UK leads, 1-0		
at Buffalo, N.Y.: UK leads, 1-0		

Carnegie Tech (UK leads, 2-0)

Year	Score	Site
1932:	W, 36-34	at Lexington
1944:	W, 61-14	at New York
at Lexington: UK leads, 1-0		
at Neutral Sites: UK leads, 1-0		
at New York: UK leads, 1-0		

Centenary (UK leads, 3-1)

Year	Score	Site
1923:	L, 28-21	at Lexington
1937:	W, 37-19	at Lexington
1938:	W, 35-25	at Lexington
1941:	W, 70-18	at Lexington
at Lexington: UK leads, 3-1		

Central (CC leads, 9-7)

Year	Score	Site
1906:	W, 15-14	at Lexington
	W, 17-15	at Danville, Ky.
1907:	W, 22-9	at Lexington
	L, 25-23 ^{OT}	at Lexington
	L, 15-13	at Lexington
1908:	L, 32-21	at Danville, Ky.

	W, 31-20	at Lexington
	L, 29-10	at Danville, Ky.
1909:	W, 24-23	at Lexington
	L, 35-20	at Danville, Ky.
	L, 26-20	at Danville, Ky.
1910:	L, 87-17	at Danville, Ky.
	L, 31-13	at Lexington
	L, 51-9	at Danville, Ky.
1912:	W, 32-13	at Danville, Ky.
	W, 52-10	at Lexington

at Lexington: UK leads, 5-3
 at Danville, Ky.: CC leads, 6-2

UCF (UK leads, 1-0)

Year	Score	Site
2006:	W, 59-57	at Lexington
at Lexington: UK leads, 1-0		

Central Arkansas (UK leads, 1-0)

Year	Score	Site
2008:	W, 67-40	at Lexington
at Lexington: UK leads, 1-0		

Central Mich. (UK leads, 2-0)

Year	Score	Site
1975:	W, 90-73	at Dayton, Ohio (NCAA)
2008:	W, 84-52	at Lexington
at Lexington: UK leads, 1-0		
at Neutral Sites: UK leads, 1-0		
at Dayton, Ohio: UK leads, 1-0		

Centre (UK leads, 18-10)

Year	Score	Site
1916:	W, 38-5	at Danville, Ky.
	W, 38-14	at Lexington
1917:	W, 31-21	at Lexington
	L, 38-24	at Danville, Ky.
1918:	L, 29-21	at Danville, Ky.
	W, 22-20 ^{OT}	at Lexington
	L, 24-12	at Louisville
1919:	L, 38-30	at Danville, Ky.
	L, 21-10	at Lexington
1920:	L, 44-15	at Danville, Ky.
	L, 20-18 ^{OT}	at Lexington
1921:	L, 29-27	at Danville, Ky.
	W, 20-13	at Lexington
1922:	W, 28-21	at Danville, Ky.
	W, 40-23	at Lexington
1923:	L, 14-21	at Lexington
	L, 10-17	at Danville, Ky.
1924:	W, 27-18	at Danville, Ky.
	W, 38-24	at Lexington
1925:	W, 33-26	at Danville, Ky.
	W, 39-10	at Lexington
1926:	W, 45-25	at Lexington
	W, 46-19	at Danville, Ky.
1927:	W, 27-25	at Lexington
	W, 22-16	at Danville, Ky.
1928:	W, 36-23	at Danville, Ky.
	W, 30-20	at Lexington
1929:	W, 47-11	at Lexington
at Lexington: UK leads, 11-3		
at Danville, Ky.: UK leads, 7-6		
at Neutral Sites: CC leads, 1-0		
at Louisville: CC leads, 1-0		

CCNY (CCNY leads, 1-0)

Year	Score	Site
1950:	L, 89-50	at New York (NIT)
at Neutral Sites: CCNY leads, 1-0		
at New York: CCNY leads, 1-0		

Chaminade (UK leads, 1-0)

Year	Score	Site
1986:	W, 89-57	at Honolulu
at Honolulu: UK leads, 1-0		

Charlotte (UK leads, 2-0)

Year	Score	Site
1976:	W, 71-67	at New York (NIT)
1988:	W, 84-81	at Lexington (UKIT)
at Lexington: UK leads, 1-0		
at Neutral Sites: UK leads, 1-0		
at New York: UK leads, 1-0		

Chattanooga (UK leads, 11-0)

Year	Score	Site
1914:	W, 40-7	at Lexington
1919:	W, 29-26	at Chattanooga, Tenn.
1921:	W, 42-10	at Lexington
1923:	W, 25-18	at Lexington
1924:	W, 24-23	at Chattanooga, Tenn.
1931:	W, 55-18	at Lexington
1932:	W, 51-17	at Lexington
1934:	W, 47-20	at Lexington
1935:	W, 66-19	at Lexington
1991:	W, 86-70	at Lexington
2007:	W, 79-63	at Louisville
at Lexington: UK leads, 8-0		
at Chattanooga, Tenn.: UK leads, 2-0		
at Neutral Sites: UK leads, 1-0		
at Louisville: UK leads, 1-0		

Chicago (UK leads, 2-0)

Year	Score	Site
1933:	W, 58-26	at Chicago
1935:	W, 42-16	at Lexington
at Lexington: UK leads, 1-0		
at Chicago: UK leads, 1-0		

Christ Church (CC leads, 4-0)

Year	Score	Site
1906:	L, 38-24	at Lexington
	L, 54-17	at Cincinnati
1911:	L, 32-21	at Cincinnati
1913:	L, 30-19	at Lexington
at Lexington: CC leads, 2-0		
at Cincinnati: CC leads, 2-0		

Cincinnati (UK leads, 27-10)

Year	Score	Site
1904:	W, 25-21	at Lexington
1906:	L, 29-16	at Lexington
1909:	L, 41-25	at Cincinnati
	W, 28-23	at Lexington
1910:	L, 47-17	at Cincinnati
1913:	W, 20-18	at Lexington
1914:	W, 20-18	at Lexington
1916:	W, 39-24	at Cincinnati
	W, 34-10	at Lexington
1919:	L, 28-18	at Cincinnati
	W, 34-21	at Cincinnati
1920:	L, 13-11	at Cincinnati
1921:	W, 26-19	at Cincinnati
1923:	L, 33-24	at Cincinnati
1925:	W, 28-23	at Lexington
	L, 24-20	at Cincinnati
1927:	L, 48-10	at Lexington
	L, 51-22	at Cincinnati
1934:	W, 31-25	at Lexington
1938:	W, 38-21	at Lexington
1939:	W, 44-27	at Lexington
1940:	L, 39-30	at Lexington
1943:	W, 61-39	at Lexington
1944:	W, 58-30	at Lexington
	W, 38-34	at Cincinnati
1945:	W, 66-24	at Lexington
	W, 65-35	at Cincinnati
1946:	W, 67-31	at Lexington
1947:	W, 80-49	at Cincinnati
1948:	W, 67-31	at Cincinnati
	W, 70-43	at Lexington
1984:	W, 24-11	at Cincinnati
1985:	W, 66-55	at Lexington
1986:	W, 84-54	at Lexington
1988:	W, 101-77	at Lexington

1991: W, 75-71 at Cincinnati
 2005: W, 69-60 at Indianapolis (NCAA)
 at Lexington: UK leads, 18-3
 at Cincinnati: UK leads, 8-7
 at Neutral Sites: UK leads, 1-0
 at Indianapolis: UK leads, 1-0

Cin. YMCA (Cin. leads, 2-0)

Year Score Site
 1905: L, 43-22 at Lexington
 1906: L, 38-9 at Cincinnati
 at Lexington: Cin. YMCA leads, 1-0
 at Cincinnati: Cin. YMCA leads, 1-0

Clemson (UK leads, 12-4)

Year Score Site
 1922: W, 38-14 at Lexington
 1923: L, 30-13 at Lexington
 1924: W, 38-13 at Lexington
 1927: W, 33-17 at Lexington
 1930: W, 31-15 at Lexington
 W, 34-20 at Clemson, S.C.
 1931: W, 33-21 at Lexington
 L, 29-26 at Clemson, S.C.
 1932: W, 43-24 at Lexington
 W, 30-17 at Clemson, S.C.
 1933: W, 67-18 at Lexington
 1934: W, 42-32 at Clemson, S.C.
 1940: W, 55-31 at Asheville, N.C.
 1979: L, 68-67^{OT} at Lexington (NIT)
 1997: L, 79-71^{OT} at Indianapolis
 1998: W, 76-61 at Phoenix
 at Lexington: UK leads, 7-2
 at Clemson, S.C.: UK leads, 3-1
 at Neutral Sites: CU leads, 2-1
 at Asheville, N.C.: UK leads, 1-0
 at Indianapolis: CU leads, 1-0
 at Phoenix: CU leads, 1-0

Cleveland State (UK leads, 1-0)

Year Score Site
 2009: W, 73-49 at Cancun, Mexico
 at Neutral Sites: UK leads, 1-0
 at Cancun, Mexico: UK leads, 1-0

Coll. of Charleston (UK leads, 2-0)

Year Score Site
 1997: W, 92-65 at Anchorage, Alaska
 2007: W, 77-61 at Lexington
 at Lexington: UK leads, 1-0
 at Neutral Sites: UK leads, 1-0
 at Anchorage, Alaska: UK leads, 1-0

Colorado (UK leads, 1-0)

Year Score Site
 1999: W, 64-52 at Bayamone, Puerto Rico
 at Neutral Sites: UK leads, 1-0
 at Bayamone, P.R.: UK leads, 1-0

Columbia (UK leads, 1-0)

Year Score Site
 1948: W, 76-53 at New York (NCAA)
 at Neutral Sites: UK leads, 1-0
 at New York: UK leads, 1-0

Connecticut (UC leads, 1-3)

Year Score Site
 2006: L, 87-83 at Philadelphia (NCAA)
 2009: W, 64-61 at New York
 2011: L, 67-84 at Maui, Hawaii (Maui)
 L, 55-56 at Houston (NCAA)
 at Neutral Sites: UC leads, 1-3
 at Houston: UC leads, 1-0
 at Maui, Hawaii: UC leads, 1-0
 at New York: UK leads, 1-0
 at Philadelphia: UC leads, 1-0

Coppin State (UK leads, 2-0)

Year Score Site
 2005: W, 77-46 at Lexington
 2011: W, 91-61 at Lexington
 at Lexington: UK leads, 2-0

Cornell (Tied, 1-1)

Year Score Site
 1967: L, 92-77 at Lexington
 2010: W, 62-45 at Syracuse, N.Y. (NCAA)
 at Lexington: CU leads, 1-0
 at Neutral Sites: UK leads, 1-0
 at Syracuse, N.Y.: UK leads, 1-0

Creighton (UK leads, 8-4)

Year Score Site
 1930: L, 28-27 at Lexington
 W, 25-21 at Lexington
 1933: W, 32-26 at Omaha, Neb.
 L, 34-22 at Omaha, Neb.
 1935: W, 63-42 at Lexington
 W, 24-12 at Lexington
 1936: L, 31-29 at Lexington
 W, 68-38 at Lexington
 1937: W, 59-36 at Lexington
 1940: L, 54-45 at Omaha, Neb.
 1948: W, 65-23 at Omaha, Neb.
 2009: W, 65-63 at Omaha, Neb. (NIT)
 at Lexington: UK leads, 5-2
 at Omaha, Neb.: UK leads, 3-2

Cumberland (UK leads, 4-1)

Year Score Site
 1917: W, 48-20 at Williamsburg, Ky.
 1918: W, 42-21 at Williamsburg, Ky.
 1919: W, 22-21 at Williamsburg, Ky.
 1920: L, 30-21 at Williamsburg, Ky.
 1921: W, 37-21 at Lexington
 at Lexington: UK leads, 1-0
 at Williamsburg, Ky.: UK leads, 3-1

Dartmouth (UK leads, 3-1)

Year Score Site
 1942: L, 47-28 at New Orleans (NCAA)
 1963: W, 95-49 at Lexington
 1965: W, 107-77 at Lexington
 1974: W, 102-77 at Lexington
 at Lexington: UK leads, 3-0
 at Neutral Sites: DU leads, 1-0
 at New Orleans: DU leads, 1-0

Davidson (UK leads, 1-0)

Year Score Site
 1986: W, 75-55 at Charlotte, N.C. (NCAA)
 at Neutral Sites: UK leads, 1-0
 at Charlotte, N.C.: UK leads, 1-0

Dayton (UK leads, 3-2)

Year Score Site
 1948: W, 70-29 at Lexington
 1956: L, 89-74 at Lexington (UKIT)
 1966: W, 86-79 at Iowa City, Iowa (NCAA)
 1968: W, 88-85 at Lexington (UKIT)
 2000: L, 68-66 at Cincinnati
 at Lexington: UK leads, 2-1
 at Neutral Sites: Tied, 1-1
 at Cincinnati: UD leads, 1-0
 at Iowa City, Iowa: UK leads, 1-0

Delaware State (UK leads, 1-0)

Year Score Site
 2008: W, 71-42 at Lexington
 at Lexington: UK leads, 1-0

DePaul (UK leads, 18-3)

Year Score Site
 1943: L, 53-44 at Chicago
 1947: W, 65-45 at Louisville
 L, 53-47 at Chicago

1948: W, 74-50 at Louisville
 W, 68-51 at Chicago
 1949: W, 67-36 at Louisville
 W, 56-45 at Chicago
 1950: W, 49-47 at Louisville
 W, 86-53 at Chicago
 1951: W, 63-55 at Lexington
 W, 60-57 at Chicago
 1952: W, 98-60 at Lexington
 W, 63-61 at Chicago
 1954: W, 81-63 at Lexington
 W, 76-61 at Chicago
 1955: W, 92-59 at Lexington
 W, 76-72 at Chicago
 1956: W, 71-69 at Lexington
 L, 81-79 at Chicago
 1971: W, 106-85 at Lexington (UKIT)
 2007: W, 87-81 at Honolulu
 at Lexington: UK leads, 6-0
 at Chicago: UK leads, 7-3
 at Neutral Sites: UK leads, 5-0
 at Honolulu: UK leads, 1-0
 at Louisville: UK leads, 4-0

DePauw (DU leads, 3-1)

Year Score Site
 1910: L, 24-11 at Lexington
 L, 28-16 at Greencastle, Ind.
 1926: L, 38-29 at Lexington
 1944: W, 38-35 at Lexington
 at Lexington: DU leads, 2-1
 at Greencastle, Ind.: DU leads, 1-0

Detroit Mercy (Tied, 1-1)

Year Score Site
 1944: L, 34-26 at Detroit
 1983: W, 83-46 at Lexington
 at Lexington: UK leads, 1-0
 at Detroit: DM leads, 1-0

Drexel (UK leads, 1-0)

Year Score Site
 2009: W, 88-44 at Lexington
 at Lexington: UK leads, 1-0

Duke (UK leads, 11-8)

Year Score Site
 1930: L, 37-32 at Atlanta (So. Con.)
 1931: W, 35-30 at Atlanta (So. Con.)
 1932: W, 37-30 at Lexington
 1954: W, 85-69 at Lexington (UKIT)
 1956: W, 81-76 at Lexington
 1957: L, 85-84 at Durham, N.C.
 1958: W, 78-74 at Lexington
 1959: W, 78-64 at Durham, N.C.
 1964: W, 81-79 at New Orleans (Sugar)
 1966: W, 83-79 at College Park, Md. (NCAA)
 1970: W, 98-76 at Lexington (UKIT)
 1978: W, 94-88 at St. Louis (NCAA)
 1980: L, 82-76^{OT} at Springfield, Mass.
 L, 55-54 at Lexington (NCAA)
 1989: L, 80-55 at Springfield, Mass.
 1992: L, 104-103^{OT} at Philadelphia (NCAA)
 1998: W, 86-84 at St. Petersburg, Fla. (NCAA)
 1999: L, 71-60 at East Rutherford, N.J.
 2002: L, 95-92^{OT} at East Rutherford, N.J.
 at Lexington: UK leads, 5-1
 at Durham, N.C.: Tied, 1-1
 at Neutral Sites: DU leads, 6-5
 at Atlanta: Tied, 1-1
 at College Park, Md.: UK leads, 1-0
 at East Rutherford, N.J.: DU leads, 2-0
 at New Orleans: UK leads, 1-0
 at Philadelphia: DU leads, 1-0
 at Springfield, Mass.: DU leads, 2-0
 at St. Louis: UK leads, 1-0
 at St. Petersburg, Fla.: UK leads, 1-0

Duquesne (UK leads, 1-0)

Year	Score	Site
1983:	W, 55-42	at Lexington (UKIT)
at Lexington: UK leads, 1-0		

Eastern Ky. (UK leads, 10-0)

Year	Score	Site
1959:	W, 35-10	at Lexington
1991:	W, 74-60	at Lexington
1992:	W, 85-55	at Lexington
1993:	W, 82-73	at Lexington
1994:	W, 107-78	at Lexington
1999:	W, 99-64	at Lexington
2001:	W, 94-79	at Lexington
2004:	W, 101-72	at Lexington
2005:	W, 72-64	at Indianapolis (NCAA)
2007:	W, 78-65	at Lexington
at Lexington: UK leads, 9-0		
at Neutral Sites: UK leads, 1-0		
at Indianapolis: UK leads, 1-0		

East Carolina (UK leads, 1-0)

Year	Score	Site
1986:	W, 86-52	at Lexington (UKIT)
at Lexington: UK leads, 1-0		

East Tennessee St. (UK leads, 4-0)

Year	Score	Site
1981:	W, 69-54	at Lexington
1985:	W, 62-57	at Lexington
2010:	W, 100-71	at New Orleans (NCAA)
2011:	W, 88-65	at Lexington
at Lexington: UK leads, 3-0		
at Neutral Sites: UK leads, 1-0		
at New Orleans: UK leads, 1-0		

Florida (UK leads, 90-33)

Year	Score	Site
1927:	W, 44-36	at Lexington
1931:	W, 56-36	at Atlanta (So.Con.)
1933:	W, 48-24	at Atlanta (SEC)
1934:	L, 38-32	at Atlanta (SEC)
1942:	W, 42-36	at Louisville (SEC)
1945:	W, 57-35	at Louisville (SEC)
1946:	W, 69-32	at Louisville (SEC)
1948:	W, 87-31	at Louisville (SEC)
1949:	W, 73-36	at Louisville (SEC)
1951:	W, 85-37	at Lexington
1952:	W, 99-52	at Gainesville, Fla.
1954:	W, 97-55	at Gainesville, Fla.
1955:	W, 87-63	at Lexington
1956:	W, 81-70	at Gainesville, Fla.
1957:	W, 61-28	at Lexington
1958:	W, 78-56	at Gainesville, Fla.
1959:	W, 94-51	at Lexington
1960:	W, 75-62	at Gainesville, Fla.
1961:	W, 89-68	at Lexington
1962:	W, 81-69	at Gainesville, Fla.
1963:	W, 94-71	at Lexington
1964:	W, 77-72	at Gainesville, Fla.
1965:	L, 84-68	at Gainesville, Fla.
	W, 78-61	at Lexington
1966:	W, 78-64	at Gainesville, Fla.
	W, 85-75	at Lexington
1967:	L, 78-75	at Lexington
	L, 89-72	at Gainesville, Fla.
1968:	W, 99-76	at Lexington
	L, 96-78	at Gainesville, Fla.
1969:	W, 88-67	at Lexington
	L, 82-81	at Gainesville, Fla.
1970:	W, 88-69	at Gainesville, Fla.
	W, 110-65	at Lexington
1971:	W, 101-75	at Lexington
	L, 74-65	at Gainesville, Fla.
1972:	L, 72-70	at Gainesville, Fla.
	W, 95-68	at Lexington
1973:	W, 95-65	at Lexington
	W, 94-83	at Gainesville, Fla.

1974:	W, 91-82	at Gainesville, Fla.
	L, 75-65	at Lexington
1975:	W, 87-65	at Lexington
	L, 66-58	at Gainesville, Fla.
1976:	W, 89-82	at Gainesville, Fla.
	W, 96-89	at Lexington
1977:	W, 73-71	at Gainesville, Fla.
	W, 104-78	at Lexington
1978:	W, 86-67	at Gainesville, Fla.
	W, 88-61	at Lexington
1979:	L, 76-65	at Gainesville, Fla.
	W, 87-81	at Lexington
1980:	W, 76-63	at Gainesville, Fla.
	W, 95-70	at Lexington
1981:	W, 102-48	at Lexington
	W, 69-56	at Gainesville, Fla.
1982:	W, 91-76	at Gainesville, Fla.
	W, 84-78	at Lexington
1983:	W, 70-63	at Lexington
	W, 73-61	at Gainesville, Fla.
1984:	L, 69-57	at Gainesville, Fla.
	W, 67-65	at Lexington
1985:	L, 67-55	at Lexington
	W, 76-68	at Gainesville, Fla.
	L, 58-55	at Birmingham, Ala. (SEC)
1986:	W, 72-55	at Gainesville, Fla.
	W, 80-69	at Lexington
1987:	W, 67-62	at Lexington
	L, 74-56	at Gainesville, Fla.
1988:	L, 58-56	at Lexington
	L, 83-76	at Gainesville, Fla.
1989:	W, 69-56	at Gainesville, Fla.
	L, 59-53	at Lexington
1990:	W, 89-81	at Lexington
	W, 78-74	at Gainesville, Fla.
1991:	W, 81-65	at Lexington
	W, 90-74	at Gainesville, Fla.
1992:	W, 81-60	at Lexington
	L, 79-62	at Gainesville, Fla.
1993:	W, 71-48	at Lexington
	W, 85-77	at Gainesville, Fla.
1994:	L, 59-57	at Gainesville, Fla.
	W, 80-77	at Lexington
	W, 73-60	at Memphis, Tenn. (SEC)
1995:	W, 83-67	at Gainesville, Fla.
	W, 87-77	at Lexington
	W, 86-72	at Atlanta (SEC)
1996:	W, 77-63	at Lexington
	W, 94-63	at Gainesville, Fla.
	W, 100-76	at New Orleans (SEC)
1997:	W, 92-65	at Gainesville, Fla.
	W, 85-56	at Lexington
1998:	L, 86-78	at Lexington
	W, 79-54	at Gainesville, Fla.
1999:	W, 93-58	at Lexington
	L, 75-68	at Gainesville, Fla.
2000:	L, 90-73	at Gainesville, Fla.
	W, 85-70	at Lexington
2001:	W, 71-70	at Lexington
	L, 94-86	at Gainesville, Fla.
2002:	W, 70-68	at Gainesville, Fla.
	W, 70-67	at Lexington
2003:	W, 70-55	at Lexington
	W, 69-67	at Gainesville, Fla.
2004:	W, 68-65	at Gainesville, Fla.
	W, 82-62	at Lexington
	W, 89-73	at Atlanta (SEC)
2005:	W, 69-66	at Lexington
	L, 53-52	at Gainesville, Fla.
	L, 70-53	at Atlanta (SEC)
2006:	L, 95-80	at Gainesville, Fla.
	L, 79-64	at Lexington
2007:	L, 64-61	at Lexington
	L, 85-72	at Gainesville, Fla.
	L, 81-70 ^{OT}	at Gainesville, Fla.
2008:	L, 75-70	at Lexington
2009:	W, 68-65	at Lexington
	L, 60-53	at Gainesville, Fla.
2010:	W, 89-77	at Gainesville, Fla.

	W, 74-66	at Lexington
2011:	L, 68-70	at Gainesville, Fla.
	W, 76-68	at Lexington
	W, 70-54	at Atlanta (SEC)
at Lexington: UK leads, 46-8		
at Gainesville, Fla.: UK leads, 32-22		
at Neutral Sites: UK leads, 12-3		
at Atlanta: UK leads, 5-2		
at Birmingham, Ala.: UF leads, 1-0		
at Louisville: UK leads, 5-0		
at Memphis, Tenn.: UK leads, 1-0		
at New Orleans: UK leads, 1-0		

Florida Atlantic (UK leads, 1-0)

Year	Score	Site
2008:	W, 76-69	at Lexington
at Lexington: UK leads, 1-0		

Florida A&M (UK leads, 1-0)

Year	Score	Site
2004:	W, 96-76	at Columbus, Ohio (NCAA)
at Neutral Sites: UK leads, 1-0		
at Columbus, Ohio: UK leads, 1-0		

FIU (UK leads, 1-0)

Year	Score	Site
2008:	W, 92-49	at Lexington
at Lexington: UK leads, 1-0		

Florida State (UK leads, 6-2)

Year	Score	Site
1959:	W, 91-68	at Lexington
1961:	L, 63-58	at Lexington
1963:	W, 83-54	at Lexington
1972:	L, 73-54	at Dayton, Ohio (NCAA)
1977:	W, 97-57	at Louisville
1978:	W, 85-76	at Knoxville, Tenn. (NCAA)
1980:	W, 97-78	at Bowling Green, Ky. (NCAA)
1993:	W, 106-81	at Charlotte, N.C. (NCAA)
at Lexington: UK leads, 2-1		
at Neutral Sites: UK leads, 4-1		
at Bowling Green, Ky.: UK leads, 1-0		
at Charlotte, N.C.: UK leads, 1-0		
at Dayton, Ohio: FSU leads, 1-0		
at Knoxville, Tenn.: UK leads, 1-0		
at Louisville: UK leads, 1-0		

Fort Benning (UK leads, 1-0)

Year	Score	Site
1946:	W, 81-25	at Lexington
at Lexington: UK leads, 1-0		

Fort Knox (UK leads, 7-0)

Year	Score	Site
1943:	W, 64-30	at Lexington
1944:	W, 51-18	at Lexington
	W, 76-48	at Lexington
1945:	W, 56-23	at Lexington
	W, 59-34	at Lexington
1947:	W, 68-31	at Lexington
1948:	W, 80-41	at Lexington
at Lexington: UK leads, 7-0		

Furman (UK leads, 1-0)

Year	Score	Site
1990:	W, 104-73	at Lexington
at Lexington: UK leads, 1-0		

Gardner-Webb (UK leads, 0-1)

Year	Score	Site
2008:	L, 84-68	at Lexington
at Lexington: GW leads, 1-0		

G. Washington (UK leads, 1-0)

Year	Score	Site
1998:	W, 70-55	at Maui, Hawaii
at Neutral Sites: UK leads, 1-0		
at Maui, Hawaii: UK leads, 1-0		

Georgetown [Ky.] (UK leads, 35-15)

Year	Score	Site
1903:	L, 15-6	at Lexington
1904:	L, 26-11	at Georgetown, Ky.
	L, 22-10	at Lexington
1905:	L, 14-9	at Lexington
1906:	L, 34-9	at Georgetown, Ky.
	L, 28-22	at Lexington
1907:	W, 16-15	at Lexington
	L, 19-8	at Georgetown, Ky.
1908:	L, 30-22	at Georgetown, Ky.
	W, 18-13	at Lexington
1909:	W, 43-32	at Lexington
	W, 48-19	at Georgetown, Ky.
1910:	W, 31-11	at Lexington
	L, 34-16	at Georgetown, Ky.
	W, 24-23	at Lexington
1911:	W, 47-22	at Georgetown, Ky.
1912:	W, 38-12	at Lexington
	W, 19-18	at Georgetown, Ky.
1916:	W, 29-22	at Georgetown, Ky.
	W, 30-22	at Lexington
1917:	L, 22-19	at Georgetown, Ky.
	W, 32-18	at Lexington
1918:	W, 22-18	at Lexington
	W, 25-16	at Georgetown, Ky.
1919:	L, 32-30	at Lexington
	L, 22-18	at Georgetown, Ky.
1920:	W, 25-14	at Lexington
	W, 28-16	at Georgetown, Ky.
1921:	W, 38-23	at Lexington
	W, 56-11	at Georgetown, Ky.
1922:	L, 26-17	at Lexington
	W, 26-17	at Georgetown, Ky.
	W, 41-21	at Atlanta (SIAA)
1923:	W, 24-13	at Georgetown, Ky.
	L, 48-21	at Lexington
1924:	W, 32-24	at Georgetown, Ky.
	W, 39-35	at Lexington
1925:	W, 25-17	at Lexington
	W, 36-21	at Georgetown, Ky.
1926:	W, 36-21	at Georgetown, Ky.
	W, 25-20	at Lexington
1927:	L, 26-19	at Georgetown, Ky.
1930:	W, 46-9	at Lexington
1931:	W, 67-19	at Lexington
1932:	W, 66-24	at Lexington
1933:	W, 62-21	at Lexington
1934:	W, 41-12	at Lexington
1936:	W, 42-17	at Lexington
1937:	W, 46-21	at Lexington
1939:	W, 39-19	at Lexington
	at Lexington: UK leads, 22-7	
	at Georgetown, Ky.: UK leads, 12-8	
	at Neutral Sites: UK leads, 1-0	
	at Atlanta: UK leads, 1-0	

Georgetown (GU leads, 2-0)

Year	Score	Site
1922:	L, 28-23	at Washington, D.C.
1984:	L, 53-40	at Seattle (NCAA)
	at Washington, D.C.: GU leads, 1-0	
	at Neutral Sites: GU leads, 1-0	
	at Seattle: GU leads, 1-0	

Georgia (UK leads, 113-25)

Year	Score	Site
1921:	W, 20-19	at Atlanta (SIAA)
1923:	L, 23-19	at Lexington
1925:	L, 28-24	at Athens, Ga.
	L, 32-31	at Atlanta (So. Con.)
1926:	W, 22-18	at Athens, Ga.
	W, 39-34	at Atlanta (So. Con.)
1928:	W, 33-16	at Atlanta (So. Con.)
1929:	L, 26-24	at Atlanta (So. Con.)
1930:	W, 22-21 ^{OT}	at Athens, Ga.
	W, 36-23	at Lexington
1931:	L, 25-16	at Athens, Ga.

1940:	W, 51-43	at Knoxville, Tenn. (SEC)
1942:	W, 51-26	at Athens, Ga.
	W, 55-38	at Lexington
1943:	W, 60-28	at Athens, Ga.
	W, 59-30	at Louisville (SEC)
1944:	W, 57-29	at Louisville (SEC)
1945:	W, 73-37	at Lexington
1947:	W, 84-45	at Athens, Ga.
	W, 81-40	at Lexington
1948:	W, 88-51	at Athens, Ga.
1949:	W, 95-40	at Lexington
1950:	L, 71-60	at Athens, Ga.
	W, 88-56	at Lexington
	W, 79-63	at Louisville (SEC)
1951:	W, 88-41	at Lexington
1952:	W, 95-55	at Louisville
1954:	W, 106-55	at Lexington
	W, 100-68	at Owensboro, Ky.
1955:	W, 86-40	at Lexington
1956:	W, 143-66	at Louisville
1957:	W, 84-53	at Lexington
1958:	W, 74-55	at Atlanta
1959:	W, 108-55	at Lexington
1960:	W, 84-60	at Columbus, Ga.
1961:	W, 74-67	at Lexington
1962:	W, 86-59	at Atlanta
1963:	W, 74-67	at Lexington
1964:	W, 103-83	at Athens, Ga.
1965:	W, 102-82	at Athens, Ga.
	W, 96-64	at Lexington
1966:	W, 69-65 ^{OT}	at Athens, Ga.
	W, 74-50	at Lexington
1967:	L, 49-40	at Athens, Ga.
	W, 101-76	at Lexington
1968:	W, 104-73	at Lexington
	W, 106-87	at Athens, Ga.
1969:	W, 88-68	at Lexington
	W, 85-77	at Athens, Ga.
1970:	W, 72-71	at Athens, Ga.
	W, 116-86	at Lexington
1971:	W, 79-66	at Lexington
	W, 107-95	at Athens, Ga.
1972:	L, 85-73	at Athens, Ga.
	W, 87-63	at Lexington
1973:	W, 89-68	at Lexington
	W, 99-86	at Athens, Ga.
1974:	W, 80-74	at Lexington
	W, 86-72	at Athens, Ga.
1975:	W, 96-77	at Athens, Ga.
	W, 75-61	at Lexington
1976:	W, 92-76	at Lexington
	L, 86-81	at Athens, Ga.
1977:	W, 64-59 ^{OT}	at Lexington
	W, 72-54	at Athens, Ga.
1978:	W, 90-73	at Lexington
	W, 78-67	at Athens, Ga.
1979:	W, 73-64	at Lexington
	W, 90-74	at Athens, Ga.
1980:	W, 95-69	at Atlanta
	W, 56-49	at Lexington
1981:	W, 76-62	at Lexington
	W, 71-68 ^{OT}	at Athens, Ga.
1982:	W, 68-66	at Athens, Ga.
	W, 82-73	at Lexington
1983:	L, 70-63	at Athens, Ga.
	W, 81-72	at Lexington
1984:	W, 64-40	at Lexington
	W, 66-64	at Athens, Ga.
	W, 92-79	at Nashville, Tenn. (SEC)
1985:	L, 81-73	at Athens, Ga.
	L, 79-77	at Lexington
1986:	W, 74-69	at Lexington
	W, 80-75	at Athens, Ga.
1987:	L, 69-65	at Louisville
	L, 79-71	at Athens, Ga.
1988:	W, 84-77	at Atlanta
	W, 80-72	at Lexington
	W, 62-57	at Baton Rouge, La. (SEC)
1989:	W, 76-65	at Lexington

	L, 84-72	at Athens, Ga.
1990:	L, 106-91	at Athens, Ga.
	W, 88-77	at Lexington
1991:	W, 81-80	at Athens, Ga.
	W, 96-84	at Lexington
1992:	W, 78-66	at Lexington
	W, 84-73	at Athens, Ga.
1993:	W, 74-59	at Athens, Ga.
	W, 86-70	at Lexington
1994:	L, 94-90 ^{OT}	at Athens, Ga.
	W, 80-59	at Lexington
1995:	W, 83-71	at Lexington
	W, 97-74	at Athens, Ga.
1996:	W, 82-77	at Athens, Ga.
	W, 86-73	at Lexington
1997:	W, 86-65	at Athens, Ga.
	W, 82-57	at Lexington
	W, 95-68	at Memphis, Tenn. (SEC)
1998:	W, 90-79	at Athens, Ga.
	W, 85-74	at Lexington
1999:	W, 91-83 ^{OT}	at Athens, Ga.
	W, 92-71	at Lexington
2000:	W, 75-69	at Athens, Ga.
	W, 70-64	at Lexington
2001:	W, 67-63	at Lexington
	W, 85-70	at Athens, Ga.
2002:	L, 88-84	at Lexington
	L, 78-69	at Athens, Ga.
2003:	W, 87-67	at Lexington
	W, 74-66	at Athens, Ga.
2004:	L, 65-57	at Lexington
	L, 74-68	at Athens, Ga.
	W, 69-60	at Atlanta (SEC)
2005:	W, 76-55	at Athens, Ga.
	W, 60-51	at Lexington
2006:	W, 69-55	at Athens, Ga.
	W, 68-61	at Lexington
2007:	L, 78-69 ^{OT}	at Athens, Ga.
	W, 82-70	at Lexington
2008:	W, 63-58	at Athens, Ga.
	W, 61-55	at Lexington
	L, 60-56 ^{OT}	at Atlanta (SEC)
2009:	W, 68-45	at Athens, Ga.
	L, 90-85	at Lexington
2010:	W, 76-68	at Lexington
	W, 80-68	at Athens, Ga.
2011:	L, 70-77	at Athens, Ga.
	W, 66-60	at Lexington
	at Lexington: UK leads, 55-5	
	at Athens, Ga.: UK leads, 39-16	
	at Neutral Sites: UK leads, 19-3	
	at Atlanta: UK leads, 8-3	
	at Baton Rouge, La.: UK leads, 1-0	
	at Columbus, Ga.: UK leads, 1-0	
	at Knoxville, Tenn.: UK leads, 1-0	
	at Louisville: UK leads, 5-1	
	at Memphis, Tenn.: UK leads, 1-0	
	at Nashville, Tenn.: UK leads, 1-0	
	at Owensboro, Ky.: UK leads, 1-0	

Georgia State (UK leads, 2-0)

Year	Score	Site
2005:	W, 77-59	at Lexington
2006:	W, 73-46	at Atlanta
	at Lexington: UK leads, 1-0	
	at Atlanta: UK leads, 1-0	

Georgia Tech (UK leads, 56-15)

Year	Score	Site
1924:	W, 33-27	at Lexington
1925:	W, 18-16	at Atlanta
1926:	W, 25-24	at Lexington
1927:	L, 48-16	at Atlanta
1928:	L, 35-31	at Lexington
1929:	L, 33-19	at Atlanta
1930:	W, 39-19	at Lexington
1931:	W, 38-34	at Lexington
	W, 35-16	at Atlanta
1933:	W, 45-22	at Lexington

1934:	W, 49-25	at Lexington
1935:	W, 57-30	at Lexington
1937:	W, 40-30	at Knoxville, Tenn. (SEC)
1940:	L, 44-39	at Atlanta
1941:	W, 47-37	at Atlanta
	W, 60-41	at Lexington
1942:	W, 63-53	at Atlanta
	W, 57-51	at Lexington
1943:	W, 38-36	at Atlanta
	W, 58-31	at Lexington
1945:	W, 64-58	at Atlanta
	W, 51-32	at Lexington
1946:	W, 68-43	at Atlanta
	W, 54-26	at Lexington
1947:	W, 70-47	at Atlanta
	W, 83-46	at Lexington
	W, 75-53	at Louisville (SEC)
1948:	W, 71-56	at Atlanta
	W, 78-54	at Lexington
	W, 54-43	at Louisville (SEC)
1949:	W, 56-45	at Atlanta
	W, 78-32	at Lexington
1950:	W, 61-47	at Atlanta
	W, 97-62	at Lexington
1951:	W, 82-61	at Atlanta
	W, 75-42	at Lexington
	W, 82-56	at Louisville (SEC)
1952:	W, 96-51	at Atlanta
	W, 93-42	at Lexington
	W, 80-59	at Louisville (SEC)
1954:	W, 105-53	at Lexington
	W, 99-48	at Louisville
1955:	L, 59-58	at Lexington
	L, 65-59	at Atlanta
1956:	W, 104-51	at Lexington
	W, 84-62	at Atlanta
1957:	W, 95-75	at Lexington
	W, 76-65	at Atlanta
1958:	W, 76-60	at Lexington
	L, 71-52	at Atlanta
1959:	W, 72-62	at Lexington
	W, 94-70	at Atlanta
1960:	L, 62-54	at Lexington
	L, 65-44	at Atlanta
1961:	W, 89-79	at Lexington
	L, 62-60	at Atlanta
1962:	W, 89-70	at Lexington
	W, 71-62	at Atlanta
1963:	L, 86-85 ^{OT}	at Lexington
	L, 66-62	at Atlanta
1964:	L, 76-67	at Atlanta
	W, 79-62	at Lexington
1976:	W, 66-64	at Lexington (UKIT)
1992:	L, 81-80	at Atlanta (Omni)
1993:	W, 96-87	at Lexington
1996:	W, 83-60	at Lexington
1997:	W, 88-59	at Atlanta (Georgia Dome)
1998:	W, 85-71	at Lexington
1999:	W, 80-39	at Atlanta (Georgia Dome)
2000:	W, 80-71	at Louisville
2001:	L, 86-84	at Atlanta (Georgia Dome)
	at Lexington: UK leads, 30-4	
	at Atlanta (campus): UK leads, 17-9	
	at Neutral Sites: UK leads, 9-2	
	at Atlanta: Tied, 2-2	
	at Knoxville, Tenn.: UK leads, 1-0	
	at Louisville: UK leads, 6-0	

Gonzaga (UK leads, 1-0)

Year	Score	Site
2003:	W, 80-72	at Maui, Hawaii
	at Neutral Sites: UK leads, 1-0	
	at Maui, Hawaii: UK leads, 1-0	

Great Lakes (6L leads, 2-0)

Year	Score	Site
1942:	L, 58-47	at Louisville
1943:	L, 53-39	at Louisville
	at Neutral Sites: GL leads, 2-0	

at Louisville: GL leads, 2-0

Hardin-Simmons (UK leads, 1-0)

Year	Score	Site
1966:	W, 83-55	at Lexington
	at Lexington: UK leads, 1-0	

Hartford (UK leads, 1-0)

Year	Score	Site
2009:	W, 104-61	at Lexington
	at Lexington: UK leads, 1-0	

Hawaii (UK leads, 2-0)

Year	Score	Site
1986:	W, 98-65	at Honolulu
1988:	W, 86-59	at Lexington
	at Lexington: UK leads, 1-0	
	at Honolulu: UK leads, 1-0	

High Point (UK leads, 3-0)

Year	Score	Site
2001:	W, 102-49	at Lexington
2003:	W, 84-64	at Lexington
2006:	W, 75-55	at Lexington
	at Lexington: UK leads, 3-0	

Holy Cross (UK leads, 3-0)

Year	Score	Site
1948:	W, 60-52	at New York (NCAA)
1949:	W, 51-48	at Boston
2001:	W, 72-68	at Uniondale, N.Y. (NCAA)
	at Boston: UK leads, 1-0	
	at Neutral Sites: UK leads, 2-0	
	at New York: UK leads, 1-0	
	at Uniondale, N.Y.: UK leads, 1-0	

Houston (UK leads, 3-1)

Year	Score	Site
1957:	W, 111-76	at New Orleans (Sugar)
1984:	W, 75-67	at Lexington
2007:	W, 77-70	at Lexington
2008:	L, 83-69	at Houston
	at Lexington: UK leads, 2-0	
	at Houston: UH leads, 1-0	
	at Neutral Sites: UK leads, 1-0	
	at New Orleans: UK leads, 1-0	

Idaho (UK leads, 2-0)

Year	Score	Site
1947:	W, 65-35	at Lexington
1956:	W, 91-35	at Lexington
	at Lexington: UK leads, 2-0	

Illinois (UK leads, 11-4)

Year	Score	Site
1925:	L, 36-26	at Champaign, Ill.
1942:	W, 46-44	at New Orleans (NCAA)
1944:	L, 43-41	at Champaign, Ill.
	W, 51-40	at Lexington
1949:	W, 76-47	at New York (NCAA)
1951:	W, 76-74	at New York (NCAA)
1957:	W, 91-70	at Lexington (UKIT)
1959:	W, 76-75	at Louisville
1961:	W, 83-78	at Lexington (UKIT)
1965:	L, 91-86	at Lexington (UKIT)
1966:	W, 86-68	at Champaign, Ill.
1967:	L, 98-97 ^{OT}	at Lexington
1983:	W, 76-57	at Lexington
1984:	W, 56-54	at Champaign, Ill.
	W, 54-51	at Lexington (NCAA)
	at Lexington: UK leads, 5-2	
	at Champaign, Ill.: Tied, 2-2	
	at Neutral Sites: UK leads, 4-0	
	at Louisville: UK leads, 1-0	
	at New Orleans: UK leads, 1-0	
	at New York: UK leads, 2-0	

Indiana (UK leads, 31-23)

Year	Score	Site
1925:	L, 20-18	at Lexington

1926:	L, 34-23	at Bloomington, Ind.
1927:	L, 38-19	at Lexington
1928:	L, 48-29	at Bloomington, Ind.
1941:	L, 48-45	at New Orleans (Sugar)
1943:	L, 58-52	at Louisville
1944:	W, 66-41	at Louisville
1945:	W, 61-43	at Louisville
1966:	W, 91-56	at Lexington (UKIT)
1970:	W, 109-92	at Lexington
1971:	W, 95-93 ^{OT}	at Bloomington, Ind.
1972:	L, 90-89 ^{OT}	at Louisville
1973:	L, 64-58	at Bloomington, Ind.
	L, 72-65	at Nashville, Tenn. (NCAA)
1974:	L, 77-68	at Louisville
1975:	L, 98-74	at Bloomington, Ind.
	W, 92-90	at Dayton, Ohio (NCAA)
1976:	L, 77-68 ^{OT}	at Louisville
1977:	W, 66-51	at Bloomington, Ind.
1978:	W, 78-64	at Lexington
1979:	L, 68-67 ^{OT}	at Bloomington, Ind.
1980:	W, 69-58	at Lexington
1981:	W, 68-66	at Bloomington, Ind.
1982:	W, 85-69	at Lexington
1983:	L, 62-59	at Bloomington, Ind.
	W, 64-59	at Knoxville, Tenn. (NCAA)
1984:	W, 59-54	at Lexington
1985:	L, 81-68	at Bloomington, Ind.
1986:	W, 63-58	at Lexington
1987:	L, 71-66	at Bloomington, Ind.
1988:	W, 62-76 ^{OT}	at Indianapolis
1989:	L, 75-52	at Lexington
1990:	L, 71-69	at Indianapolis
1991:	L, 87-84	at Bloomington, Ind.
1992:	W, 76-74	at Indianapolis
1993:	W, 81-79	at Louisville
1994:	L, 96-84	at Indianapolis
1995:	W, 73-70	at Louisville
1996:	W, 89-82	at Indianapolis
1997:	W, 99-65	at Louisville
1998:	W, 75-72	at Indianapolis
1999:	W, 70-61 ^{OT}	at Louisville
2000:	L, 83-75	at Indianapolis
2001:	W, 88-74	at Louisville
2002:	W, 66-55	at Indianapolis
2003:	W, 70-64	at Louisville
2004:	W, 80-41	at Indianapolis
2005:	W, 73-58	at Louisville
2006:	L, 79-53	at Indianapolis
2007:	W, 59-54	at Lexington
2008:	L, 70-51	at Bloomington, Ind.
2009:	W, 72-54	at Lexington
2010:	W, 90-73	at Bloomington, Ind.
2011:	W, 81-62	at Lexington
	at Lexington: UK leads, 10-3	
	at Bloomington, Ind.: IU leads, 10-4	
	at Neutral Sites: UK leads, 17-10	
	at Dayton, Ohio: UK leads, 1-0	
	at Indianapolis: UK leads, 6-4	
	at Knoxville, Tenn.: UK leads, 1-0	
	at Louisville: UK leads, 9-4	
	at Nashville, Tenn.: IU leads, 1-0	
	at New Orleans: IU leads, 1-0	

Ind. Central (UK leads, 4-0)

Year	Score	Site
1947:	W, 78-36	at Lexington
1948:	W, 80-41	at Lexington
1949:	W, 74-38	at Lexington
1950:	W, 94-61	at Lexington
	at Lexington: UK leads, 4-0	

Iona (UK leads, 6-0)

Year	Score	Site
1978:	W, 104-65	at Lexington
1980:	W, 57-50	at Anchorage, Alaska
1987:	W, 75-59	at Lexington (UKIT)
1989:	W, 56-54	at Anchorage, Alaska
1996:	W, 106-79	at New York
2006:	W, 73-67	at Louisville

at Lexington: UK leads, 2-0
 at Neutral Sites: UK leads, 4-0
 at Anchorage, Alaska: UK leads, 2-0
 at Louisville: UK leads, 1-0
 at New York: UK leads, 1-0

Iowa (UK leads, 5-3)

Year	Score	Site
1956:	L, 89-77	at Iowa City, Iowa (NCAA)
1963:	W, 94-89	at Lexington (UKIT)
1965:	W, 85-77	at Lexington
1973:	L, 79-66	at Lexington
1974:	W, 88-80	at Iowa City, Iowa
1997:	W, 75-69	at Salt Lake City (NCAA)
2001:	W, 92-79	at Uniondale, N.Y. (NCAA)
2006:	L, 67-63	at Kansas City, Mo.

at Lexington: UK leads, 2-1
 at Iowa City, Iowa: Tied, 1-1
 at Neutral Sites: UK leads, 2-1
 at Kansas City, Mo.: UJ leads, 1-0
 at Salt Lake City: UK leads, 1-0
 at Uniondale, N.Y.: UK leads, 1-0

Iowa State (UK leads, 2-0)

Year	Score	Site
1965:	W, 100-74	at Lexington
1992:	W, 106-98	at Worcester, Mass. (NCAA)

at Lexington: UK leads, 1-0
 at Neutral Sites: UK leads, 1-0
 at Worcester, Mass.: UK leads, 1-0

IUPLI (UK leads, 1-0)

Year	Score	Site
2003:	W, 95-64	at Nashville, Tenn. (NCAA)

at Neutral Sites: UK leads, 1-0
 at Nashville, Tenn.: UK leads, 1-0

Jacksonville (Tied, 1-1)

Year	Score	Site
1970:	L, 100-106	at Columbus, Ohio (NCAA)
1982:	W, 107-91	at Lexington (UKIT)

at Lexington: UK leads, 1-0
 at Neutral Sites: JU leads, 1-0
 at Columbus, Ohio: JU leads, 1-0

Jacksonville St. (UK leads, 1-0)

Year	Score	Site
2001:	W, 91-48	at Cincinnati, Ohio

at Neutral Sites: UK leads, 1-0
 at Cincinnati, Ohio: UK leads, 1-0

Kansas (UK leads, 19-6)

Year	Score	Site
1951:	W, 68-39	at Lexington
1960:	W, 77-72 ^{OT}	at Lawrence, Kan.
1970:	W, 115-85	at Lexington
1972:	W, 79-69	at Lawrence, Kan.
1973:	W, 77-71	at Lexington
1974:	L, 71-63	at Lawrence, Kan.
1975:	W, 100-63	at Louisville
1976:	W, 54-48	at Lawrence, Kan.
1977:	W, 90-63	at Lexington
1978:	W, 73-66	at Lawrence, Kan.
1979:	W, 67-66 ^{OT}	at Lexington
1980:	W, 57-56	at Lawrence, Kan.
1981:	W, 87-73	at Lexington
1982:	W, 77-74 ^{OT}	at Lawrence, Kan.
1983:	W, 82-62	at Louisville
1985:	W, 72-50	at Lawrence, Kan.
1986:	W, 92-89	at Louisville
1987:	L, 83-66	at Lawrence, Kan.
1990:	L, 150-95	at Lawrence, Kan.
1991:	W, 88-71	at Lexington
1999:	W, 63-45	at Chicago
	W, *92-88	at New Orleans (NCAA)
2005:	L, 65-59	at Lexington
2006:	L, 73-46	at Lawrence, Kan.
2007:	L, 88-76	at Chicago (NCAA)

at Lexington: UK leads, 7-1

at Lawrence, Kan.: UK leads, 7-4
 at Neutral Sites: UK leads, 5-1
 at Chicago: Series tied, 1-1
 at Louisville: UK leads, 3-0
 at New Orleans: UK leads, 1-0

Kansas State (UK leads, 8-0)

Year	Score	Site
1940:	W, 53-26	at Lexington
1941:	W, 28-25	at Manhattan, Kan.
1951:	W, 68-58	at Minneapolis (NCAA)
1962:	W, 80-67	at Lexington (UKIT)
1967:	W, 83-79	at Lexington (UKIT)
1972:	W, 71-64	at Manhattan, Kan.
1976:	W, 81-78	at New York (NIT)
2008:	W, 74-72	at Las Vegas

at Lexington: UK leads, 3-0
 at Manhattan, Kan.: UK leads, 2-0
 at Neutral Sites: UK leads, 3-0
 at Minneapolis: UK leads, 1-0
 at New York: UK leads, 1-0
 at Las Vegas: UK leads, 1-0

Kent State (UK leads, 1-0)

Year	Score	Site
2002:	W, 82-68	at Cincinnati, Ohio

at Neutral Sites: UK leads, 1-0
 at Cincinnati, Ohio: UK leads, 1-0

Kentucky St. (UK leads, 1-0)

Year	Score	Site
2002:	W, 118-63	at Lexington

at Lexington: UK leads, 1-0

Ky. Wesleyan (UK leads, 8-2-1)

Year	Score	Site
1910:	W, 14-12	at Winchester, Ky.
1911:	L, 25-19	at Winchester, Ky.
1918:	W, 23-13	at Lexington
	Tie, 21-21	at Winchester, Ky.
1919:	W, 46-5	at Lexington
	W, 18-13	at Lexington
1920:	W, 43-13	at Lexington
1921:	W, 38-13	at Lexington
1927:	L, 31-24	at Winchester, Ky.
1930:	W, 32-20	at Lexington
1939:	W, 57-18	at Lexington

at Lexington: UK leads, 7-0
 at Winchester, Ky: KW leads, 2-1-1

Lamar (UK leads, 2-0)

Year	Score	Site
1987:	W, 71-56	at Lexington
2008:	W, 103-61	at Lexington

at Lexington: UK leads, 2-0

LaSalle (UK leads, 3-0)

Year	Score	Site
1954:	W, 73-60	at Lexington (UKIT)
1955:	W, 63-54	at Lexington (UKIT)
1979:	W, 109-77	at Lexington

at Lexington: UK leads, 3-0

Lexington High (Tied, 1-1)

Year	Score	Site
1909:	W, 28-9	at Lexington
1911:	L, 36-29	at Lexington

at Lexington: Tied, 1-1

Lex. YMCA (YMCA leads, 5-2)

Year	Score	Site
1903:	W, 11-10	at Lexington
1907:	L, 25-17	at Lexington
	L, 41-22	at YMCA
1908:	L, 29-29	at YMCA
	L, 23-19	at Lexington
1912:	W, 32-20	at Lexington
1913:	L, 27-25	at Lexington

at Lexington: YMCA leads, 3-2

at YMCA: YMCA leads, 2-0
 Liberty (UK leads, 2-0)
 Year Score Site
 2006: W, 81-51 at Lexington
 2008: W, 80-54 at Lexington
 at Lexington: UK leads, 2-0

Lipscomb (UK leads, 1-0)

Year	Score	Site
2006:	W, 67-49	at Lexington

at Lexington: UK leads, 1-0

Long Beach State (UK leads, 1-0)

Year	Score	Site
2009:	W, 86-73	at Lexington

at Lexington: UK leads, 1-0

Long Island (UK leads, 2-1)

Year	Score	Site
1939:	L, 52-34	at New York
1945:	W, 62-52 ^{OT}	at New York
1947:	W, 63-62	at New York

at Lexington: UK leads, 2-1

Longwood (UK leads, 1-0)

Year	Score	Site
2008:	W, 91-57	at Lexington

at Lexington: UK leads, 1-0

LL Lafayette (ULL leads, 1-0)

Year	Score	Site
1990:	L, 116-113 ^{OT}	at Lexington (UKIT)

at Lexington: LL leads, 1-0

LSU (UK leads, 80-24)

Year	Score	Site
1933:	W, 51-38	at Atlanta (SEC)
1937:	W, 57-37	at Knoxville, Tenn. (SEC)
1939:	W, 53-34	at Knoxville, Tenn. (SEC)
1944:	W, 55-28	at Louisville (SEC)
1945:	W, 68-37	at Louisville (SEC)
1946:	W, 59-36	at Louisville (SEC)
1948:	W, 63-47	at Louisville (SEC)
1951:	W, 81-59	at Baton Rouge, La.
1952:	W, 57-47	at Lexington
	W, 44-43	at Louisville (SEC)
1954:	W, 63-56	at Nashville, Tenn. (SEC)
1955:	W, 74-58	at Lexington
	W, 64-62	at Baton Rouge, La.
1956:	W, 62-52	at Baton Rouge, La.
	W, 107-65	at Lexington
1957:	W, 51-46	at Baton Rouge, La.
1958:	W, 97-52	at Lexington
1959:	W, 76-61	at Baton Rouge, La.
1960:	W, 77-45	at Lexington
1961:	L, 73-59	at Baton Rouge, La.
1962:	W, 84-63	at Lexington
1963:	W, 63-56	at Baton Rouge, La.
1964:	W, 103-84	at Lexington
1965:	W, 79-66	at Baton Rouge, La.
1966:	W, 111-85	at Lexington
1967:	W, 102-72	at Lexington
	W, 105-84	at Baton Rouge, La.
1968:	W, 121-95	at Baton Rouge, La.
	W, 109-96	at Lexington
1969:	W, 108-96	at Baton Rouge, La.
	W, 103-89	at Lexington
1970:	W, 109-96	at Lexington
	W, 121-105	at Baton Rouge, La.
1971:	W, 82-79	at Baton Rouge, La.
	W, 110-73	at Lexington
1972:	W, 89-71	at Lexington
	L, 88-71	at Baton Rouge, La.
1973:	W, 86-71	at Baton Rouge, La.
	W, 94-76	at Lexington
1974:	L, 95-84	at Baton Rouge, La.
	W, 73-70	at Lexington
1975:	W, 115-80	at Lexington
	W, 77-76	at Baton Rouge, La.

1976:	W, 85-71	at Lexington
	W, 85-70	at Baton Rouge, La.
1977:	W, 87-72	at Lexington
	W, 90-76	at Baton Rouge, La.
1978:	W, 96-76	at Lexington
	L, 95-94 ^{OT}	at Baton Rouge, La.
1979:	L, 93-89	at Lexington
	L, 70-61	at Baton Rouge, La.
	W, 80-67	at Birmingham, Ala. (SEC)
1980:	L, 65-60	at Lexington
	W, 76-74 ^{OT}	at Baton Rouge, La.
	L, 80-78	at Birmingham, Ala. (SEC)
1981:	L, 81-67	at Baton Rouge, La.
	W, 73-71	at Lexington
1982:	W, 76-65	at Lexington
	L, 94-78	at Baton Rouge, La.
1983:	W, 52-50	at Lexington
	L, 74-60	at Baton Rouge, La.
1984:	W, 96-80	at Baton Rouge, La.
	W, 90-68	at Lexington
1985:	W, 53-43	at Lexington
	L, 67-61	at Baton Rouge, La.
1986:	W, 54-52	at Baton Rouge, La.
	W, 68-57	at Lexington
	W, 61-58	at Lexington (SEC)
	L, 59-57	at Atlanta (NCAA)
1987:	L, 76-41	at Lexington
	L, 65-52	at Baton Rouge, La.
1988:	W, 76-61	at Baton Rouge, La.
	W, 95-89	at Lexington
	W, 86-80	at Baton Rouge, La. (SEC)
1989:	L, 64-62	at Lexington
	L, 99-80	at Baton Rouge, La.
1990:	L, 94-81	at Baton Rouge, La.
	W, 100-95	at Lexington
1991:	W, 93-80	at Lexington
	L, 107-88	at Baton Rouge, La.
1992:	L, 74-53	at Baton Rouge, La.
	W, 80-74	at Birmingham, Ala. (SEC)
1993:	W, 105-67	at Lexington
	W, 82-65	at Lexington (SEC)
1994:	W, 99-95	at Baton Rouge, La.
1995:	W, 127-80	at Lexington
1996:	W, 129-97	at Baton Rouge, La.
1997:	W, 84-48	at Lexington
1998:	W, 63-61	at Baton Rouge, La.
1999:	W, 86-62	at Lexington
2000:	L, 70-57	at Baton Rouge, La.
2001:	W, 84-61	at Lexington
2002:	W, 68-56	at Baton Rouge, La.
2003:	W, 68-57	at Lexington
2004:	W, 70-64	at Baton Rouge, La.
2005:	W, 89-58	at Lexington
	W, 79-78 ^{OT}	at Atlanta (SEC)
2006:	L, 71-67	at Baton Rouge, La.
2007:	W, 70-63	at Lexington
2008:	W, 67-63	at Baton Rouge, La.
2009:	L, 73-70	at Lexington
	L, 67-58	at Tampa, Fla. (SEC)
2010:	W, 81-55	at Baton Rouge, La.
2011:	W, 82-44	at Lexington
at Lexington: UK leads, 40-5		
at Baton Rouge, La.: UK leads, 28-16		
at Neutral Sites: UK lead, 12-3		
at Atlanta: UK leads, 2-1		
at Birmingham, Ala.: UK leads, 2-1		
at Knoxville, Tenn.: UK leads, 2-0		
at Louisville: UK leads, 5-0		
at Nashville, Tenn.: UK leads, 1-0		
at Tampa, Fla.: LSU leads 1-0		
Louisville (UK leads, 28-14)		
Year	Score	Site
1913:	W, 34-10	at Lexington
1914:	W, 22-17	at Lexington
	W, 26-13	at Louisville
1915:	W, 18-14	at Lexington
	L, 26-15	at Louisville
1916:	L, 28-22	at Lexington

	W, 32-24	at Louisville
1922:	W, 38-14	at Louisville
	W, 29-22	at Lexington
1948:	W, 91-57	at New York (NCAA)
1951:	W, 79-68	at Raleigh, N.C. (NCAA)
1959:	L, 76-61	at Evanston, Ill. (NCAA)
1983:	L, 80-88 ^{OT}	at Knoxville, Tenn. (NCAA)
1984:	W, 65-44	at Lexington
	W, 72-67	at Lexington (NCAA)
1985:	L, 71-64	at Louisville
1986:	W, 69-64	at Lexington
1987:	W, 85-51	at Louisville
1988:	W, 76-75	at Lexington
1989:	L, 97-75	at Louisville
1990:	L, 86-79	at Lexington
1991:	W, 93-85	at Louisville
1992:	W, 103-89	at Lexington
1993:	W, 88-68	at Louisville
1994:	W, 78-70	at Lexington
1995:	L, 88-86	at Louisville
1996:	W, 89-66	at Lexington
1997:	W, 74-54	at Louisville
1998:	L, 79-76	at Lexington
1999:	L, 83-74	at Louisville
2000:	W, 76-46	at Lexington
2001:	W, 64-62	at Louisville
2002:	W, 82-62	at Lexington
2003:	L, 81-63	at Louisville
2004:	L, 65-56	at Lexington
2005:	W, 60-58	at Louisville
2006:	W, 73-61	at Lexington
2007:	W, 61-49	at Louisville
2008:	L, 89-75	at Lexington
2009:	L, 74-71	at Louisville
2010:	W, 71-62	at Lexington
2011:	W, 78-63	at Louisville
at Lexington: UK leads, 15-5		
at Louisville: UK leads, 11-7		
at Neutral Sites: Tied, 2-2		
at Evanston, Ill.: UL leads, 1-0		
at Knoxville, Tenn.: UL leads, 1-0		
at New York: UK leads, 1-0		
at Raleigh, N.C.: UK leads, 1-0		

Louisville Coliseum (Tied, 1-1)

Year	Score	Site
1908:	W, 29-28	at Lexington
	L, 30-18	at Louisville
at Lexington: UK leads, 1-0		
at Louisville: LC leads, 1-0		

Louisville YMCA (UK leads, 1-0)

Year	Score	Site
1914:	W, 30-21	at Lexington
at Lexington: UK leads, 1-0		

Louisville YMHA (UK leads, 1-0)

Year	Score	Site
1914:	W, 59-12	at Lexington
at Lexington: UK leads, 1-0		

Loyola, Ill. (UK leads, 4-3)

Year	Score	Site
1949:	L, 67-56	at New York (NIT)
1951:	W, 97-61	at Lexington
1957:	W, 81-62	at Lexington
	W, 115-85	at Chicago
1958:	W, 75-42	at Lexington
	L, 57-56	at Chicago
1964:	L, 100-91	at Minneapolis (NCAA)
at Lexington: UK leads, 3-0		
at Chicago: Tied, 1-1		
at Neutral Sites: LU leads, 2-0		
at Minneapolis: LU leads, 1-0		
at New York: LU leads, 1-0		

Loyola, La. (UK leads, 1-0)

Year	Score	Site
1964:	W, 86-64	at New Orleans (Sugar)

at Neutral Sites: UK leads, 1-0
at New Orleans: UK leads, 1-0

Maine (UK leads, 1-0)

Year	Score	Site
1981:	W, 100-54	at Lexington
at Lexington: UK leads, 1-0		

Marietta (Tied, 2-2)

Year	Score	Site
1913:	W, 42-16	at Lexington
1914:	W, 19-17	at Lexington
1916:	L, 27-22	at Lexington
	L, 27-23	at Lexington
at Lexington: Tied, 2-2		

Marquette (Tied, 7-7)

Year	Score	Site
1938:	W, 35-33	at Lexington
1939:	W, 37-31	at Lexington
1940:	W, 51-45	at Milwaukee
1955:	L, 79-71	at Evanston, Ill. (NCAA)
1959:	W, 98-69	at Evanston, Ill. (NCAA)
1961:	L, 88-72	at Chicago
1968:	W, 107-89	at Lexington (NCAA)
1969:	L, 81-74	at Madison, Wis. (NCAA)
1971:	L, 91-74	at Athens, Ga. (NCAA)
1972:	W, 85-69	at Dayton, Ohio (NCAA)
1975:	W, 76-54	at Tuscaloosa, Ala. (NCAA)
1994:	L, 75-63	at St. Petersburg, Fla. (NCAA)
2003:	L, 83-89	at Minneapolis (NCAA)
2008:	L, 74-66	at Anaheim, Calif. (NCAA)
at Lexington: UK leads, 3-0		
at Milwaukee: UK leads, 1-0		
at Neutral Sites: MU leads, 7-3		
at Anaheim, Calif.: MU leads, 1-0		
at Athens, Ga.: MU leads, 1-0		
at Chicago: MU leads, 1-0		
at Dayton, Ohio: UK leads, 1-0		
at Evanston, Ill.: Tied, 1-1		
at Madison, Wis.: UK leads, 1-0		
at Minneapolis: MU leads, 1-0		
at St. Petersburg, Fla.: MU leads, 1-0		
at Tuscaloosa, Ala.: UK leads, 1-0		

Marshall (UK leads, 11-0)

Year	Score	Site
1914:	W, 46-6	at Huntington, W.Va.
1922:	W, 34-12	at Lexington
1931:	W, 42-26	at Lexington
1932:	W, 46-16	at Lexington
1933:	W, 57-23	at Ashland, Ky.
1934:	W, 48-26	at Lexington
1989:	W, 91-78	at Lexington (UKIT)
1995:	W, 116-75	at Lexington
1996:	W, 118-99	at Louisville
2002:	W, 90-73	at Lexington
2004:	W, 89-76	at Cincinnati
at Lexington: UK leads, 7-0		
at Huntington, W.Va.: UK leads, 1-0		
at Neutral Sites: MU leads, 3-0		
at Ashland, Ky.: UK leads, 1-0		
at Cincinnati: UK leads, 1-0		
at Louisville: UK leads, 1-0		

Maryland (UK leads, 7-5)

Year	Score	Site
1928:	L, 37-7	at College Park, Md.
1930:	W, 26-21	at Atlanta (So.Con.)
1931:	L, 29-27	at Atlanta (So.Con.)
1956:	W, 62-61	at College Park, Md.
1957:	W, 76-55	at Lexington
1958:	L, 71-62	at College Park, Md.
1959:	W, 58-56 ^{OT}	at Lexington
1996:	W, 96-84	at Springfield, Mass.
1999:	W, 103-91	at Lexington
2000:	W, 61-58	at New York
	L, 72-66	at College Park, Md.
2002:	L, 78-68	at Syracuse, N.Y. (NCAA)

at Lexington: UK leads, 3-0
 at College Park, Md.: UM leads, 3-1
 at Neutral Sites: UK leads, 3-2
 at Atlanta: Tied, 1-1
 at New York: UK leads, 1-0
 at Springfield, Mass.: UK leads, 1-0
 at Syracuse, N.Y.: UM leads, 1-0

Maryville (UK leads, 5-0)

Year	Score	Site
1915:	W, 37-17	at Lexington
	W, 23-22	at Maryville, Tenn.
1916:	W, 36-25	at Lexington
1920:	W, 27-13	at Lexington
1941:	W, 53-14	at Lexington
		at Lexington: UK leads, 4-0
		at Maryville, Tenn.: UK leads, 1-0

Massachusetts (UK leads, 5-1)

Year	Score	Site
1992:	W, 90-69	at Lexington
	W, 87-77	at Philadelphia (NCAA)
1994:	W, 67-64	at East Rutherford, N.J.
1996:	L, 92-82	at Auburn Hills, Mich.
	W, 81-74	at E. Rutherford, N.J. (NCAA)
2007:	W, 82-68	at Lexington
		at Lexington: UK leads, 2-0
		at Neutral Sites: UK leads, 3-1
		at Auburn Hills, Mich.: UM leads, 1-0
		at East Rutherford, N.J.: UK leads, 2-0
		at Philadelphia: UK leads, 1-0

Memphis (UM leads, 1-0)

Year	Score	Site
2007:	L, 80-3	at Honolulu
		at Neutral Sites: UM leads, 1-0
		at Honolulu: UM leads, 1-0

Mercer (UK leads, 2-1)

Year	Score	Site
1921:	W, 49-25	at Atlanta (SIAA)
1922:	L, 35-22	at Atlanta (SIAA)
1999:	W, 82-51	at Lexington
		at Lexington: UK leads, 1-0
		at Neutral Sites: Tied, 1-1
		at Atlanta: Tied, 1-1

Mexico (UK leads, 3-0)

Year	Score	Site
1933:	W, 81-22	at Lexington
1937:	W, 58-30	at Lexington
1942:	W, 56-26	at Lexington
		at Lexington: UK leads, 3-0

Mexico YMCA (UK leads, 1-0)

Year	Score	Site
1924:	W, 25-14	at Lexington
		at Lexington: UK leads, 1-0

Miami, Fla. (UK leads, 3-1)

Year	Score	Site
1957:	W, 114-75	at Lexington
1999:	W, 74-65	at Lexington
2000:	W, 60-57	at Miami
2008:	L, 73-67	at Lexington
		at Lexington: UK leads, 2-1
		at Miami, Fla.: UK leads, 1-0

Miami, Ohio (UK leads, 22-4)

Year	Score	Site
1906:	L, 15-10	at Lexington
	L, 29-19	at Oxford, Ohio
1912:	W, 31-14	at Lexington
1913:	W, 24-16	at Lexington
1919:	L, 38-14	at Lexington
1928:	L, 36-31	at Lexington
1929:	W, 43-42 ^{OT}	at Lexington
1930:	W, 35-20	at Lexington
1942:	W, 35-21	at Lexington

1947:	W, 62-49	at Lexington
1948:	W, 67-53	at Oxford, Ohio
1958:	W, 94-70	at Lexington (NCAA)
1961:	W, 70-58	at Lexington
1962:	W, 93-61	at Lexington
1969:	W, 86-77	at Oxford, Ohio
	W, 72-71	at Madison, Wis. (NCAA)

1970:	W, 80-58	at Lexington
1974:	W, 81-68	at Lexington
1975:	W, 80-73	at Oxford, Ohio
	W, 91-69	at Lexington
1978:	W, 91-69	at Dayton, Ohio (NCAA)
1988:	W, 85-71	at Lexington (UKIT)
1993:	W, 65-49	at Lexington
1999:	W, 58-43	at St. Louis (NCAA)
2007:	W, 57-46	at Lexington
2009:	W, 72-70	at Lexington
		at Lexington: UK leads, 15-3
		at Oxford, Ohio: UK leads, 3-1
		at Neutral Sites: UK leads, 3-0
		at Dayton, Ohio: UK leads, 1-0
		at Madison, Wis: UK leads, 1-0
		at St. Louis: UK leads, 1-0

Michigan (UK leads, 4-2)

Year	Score	Site
1925:	L, 21-11	at Lexington
1966:	W, 84-77	at Iowa City, Iowa (NCAA)
1968:	W, 96-79	at Ann Arbor, Mich.
1969:	W, 112-104	at Lexington (UKIT)
1971:	W, 104-93	at Ann Arbor, Mich.
1993:	L, 81-78 ^{OT}	at New Orleans (NCAA)
		at Lexington: Tied, 1-1
		at Ann Arbor, Mich.: UK leads, 2-0
		at Neutral Sites: Tied, 1-1
		at Iowa City, Iowa: UK leads, 1-0
		at New Orleans: UM leads, 1-0

Michigan State (UK leads, 12-10)

Year	Score	Site
1936:	L, 32-26	at East Lansing, Mich.
	W, 27-19	at Lexington
1937:	W, 28-21	at Lexington
	L, 24-23	at East Lansing, Mich.
1938:	L, 43-38	at East Lansing, Mich.
	W, 44-27	at Lexington
1945:	W, 66-36	at Lexington
	L, 66-50	at East Lansing, Mich.
1946:	W, 55-44	at East Lansing, Mich.
	W, 59-51	at Lexington
1947:	W, 86-36	at Lexington
1948:	W, 47-45	at East Lansing, Mich.
1957:	L, 80-68	at Lexington (NCAA)
1972:	L, 91-85	at Lexington
1973:	W, 75-66	at East Lansing, Mich.
1978:	W, 52-49	at Dayton, Ohio (NCAA)
1999:	L, 73-66	at St. Louis (NCAA)
2000:	W, 60-58	at Lexington
2001:	L, 46-45	at East Lansing, Mich.
2003:	L, 71-67	at Lexington
2004:	W, 79-74	at Detroit
2005:	L, 94-88 ^{2OT}	at Austin, Texas (NCAA)
		at Lexington: UK leads, 7-3
		at East Lansing, Mich.: MSU leads, 5-3
		at Neutral Sites: Tied, 2-2
		at Austin, Texas: MSU leads, 1-0
		at Dayton, Ohio: UK leads, 1-0
		at Detroit: UK leads, 1-0
		at St. Louis: MSU leads, 1-0

Middle Tenn. (MTSU leads, 1-0)

Year	Score	Site
1982:	L, 50-44	at Nashville, Tenn. (NCAA)
		at Neutral Sites: MT leads, 1-0
		at Nashville, Tenn.: MT leads, 1-0

Minnesota (UK leads, 4-1)

Year	Score	Site
1952:	L, 61-57	at Minneapolis

1954:	W, 74-59	at Lexington
1956:	W, 72-65	at Lexington (UKIT)
1958:	W, 78-58	at Lexington (UKIT)
1997:	W, 78-69	at Indianapolis (NCAA)
		at Lexington: UK leads, 3-0
		at Neutral Sites: UM leads, 0-1
		at Neutral Sites: UK leads, 1-0
		at Indianapolis: UK leads, 1-0

Mississippi (UK leads, 98-13)

Year	Score	Site
1925:	W, 26-23	at Lexington
1927:	L, 37-17	at Lexington
1928:	L, 41-28	at Atlanta (So.Con.)
1929:	W, 35-30	at Lexington
	W, 32-24	at Lexington
1933:	W, 49-31	at Atlanta (SEC)
1939:	W, 49-30	at Knoxville, Tenn. (SEC)
1941:	W, 60-41	at Lexington
	W, 62-52	at Louisville (SEC)
1942:	W, 59-32	at Louisville (SEC)
1949:	W, 75-45	at Memphis, Tenn.
	W, 85-31	at Lexington
1950:	W, 61-55	at Memphis, Tenn.
	W, 90-50	at Lexington
1951:	W, 86-39	at Owensboro, Ky.
1952:	W, 116-58	at Owensboro, Ky.
	W, 81-61	at Lexington
1954:	W, 88-62	at Lexington
1955:	W, 84-66	at Memphis, Tenn.
1956:	W, 88-49	at Lexington
1957:	W, 75-69	at Memphis, Tenn.
1958:	W, 96-65	at Lexington
1959:	W, 97-72	at Jackson, Miss.
1960:	W, 61-43	at Lexington
1961:	W, 74-60	at Jackson, Miss.
1962:	W, 83-60	at Lexington
1963:	W, 75-69	at Jackson, Miss.
1964:	W, 102-59	at Lexington
1965:	W, 102-65	at Lexington
1966:	W, 108-65	at Oxford, Miss.
1967:	W, 96-53	at Lexington
	W, 79-70	at Oxford, Miss.
1968:	W, 85-76	at Oxford, Miss.
	W, 78-62	at Lexington
1969:	W, 69-59	at Oxford, Miss.
	W, 104-68	at Lexington
1970:	W, 95-73	at Lexington
	W, 120-85	at Oxford, Miss.
1971:	W, 103-95	at Oxford, Miss.
	W, 121-86	at Lexington
1972:	W, 93-82	at Lexington
	W, 90-82	at Oxford, Miss.
1973:	L, 61-58	at Oxford, Miss.
	W, 88-70	at Lexington
1974:	W, 93-64	at Lexington
	L, 61-60	at Oxford, Miss.
1975:	W, 85-82	at Oxford, Miss.
	W, 108-89	at Lexington
1976:	W, 89-81	at Lexington
	W, 94-87	at Oxford, Miss.
1977:	W, 100-73	at Lexington
	W, 81-69	at Oxford, Miss.
1978:	W, 76-56	at Lexington
	W, 64-52	at Oxford, Miss.
1979:	W, 90-64	at Lexington
	W, 87-82	at Oxford, Miss.
	W, 82-77	at Birmingham, Ala. (SEC)
1980:	W, 79-73	at Oxford, Miss.
	W, 86-72	at Lexington
	W, 70-67	at Birmingham, Ala. (SEC)
1981:	W, 64-55	at Lexington
	W, 62-55	at Oxford, Miss.
1982:	L, 67-65	at Oxford, Miss.
	W, 56-49	at Lexington
	W, 62-58	at Lexington (SEC)
1983:	W, 72-60	at Lexington
	W, 61-58	at Oxford, Miss.
1984:	W, 68-55	at Oxford, Miss.

W, 76-57	at Lexington	
1985: W, 57-45	at Oxford, Miss.	
W, 67-52	at Lexington	
1986: W, 75-58	at Lexington	
W, 62-58	at Oxford, Miss.	
W, 95-69	at Lexington (SEC)	
1987: L, 76-65	at Oxford, Miss.	
W, 64-63	at Lexington	
1988: W, 94-65	at Lexington	
W, 78-71	at Oxford, Miss.	
W, 82-64	at Baton Rouge (SEC)	
1989: L, 70-65	at Oxford, Miss.	
W, 70-69	at Lexington	
1990: W, 98-79	at Lexington	
L, 88-74	at Oxford, Miss.	
1991: W, 95-85	at Oxford, Miss.	
W, 89-77	at Lexington	
1992: W, 96-78	at Lexington	
1993: W, 98-66	at Oxford, Miss.	
1994: W, 98-64	at Louisville	
1995: W, 82-65	at Memphis, Tenn.	
1996: W, 90-80	at Lexington	
1997: L, 73-69	at Oxford, Miss.	
W, 88-70	at Memphis, Tenn. (SEC)	
1998: L, 73-64	at Lexington	
1999: W, 63-57	at Oxford, Miss.	
W, 83-73	at Atlanta (SEC)	
2000: W, 74-69	at Lexington	
2001: L, 65-55	at Oxford, Miss.	
W, 77-55	at Nashville, Tenn. (SEC)	
2002: W, 87-64	at Lexington	
2003: W, 80-62	at Oxford, Miss.	
2004: W, 71-61	at Lexington	
2005: W, 53-50	at Oxford, Miss.	
2006: W, 80-40	at Lexington	
W, 71-57	at Nashville, Tenn. (SEC)	
2007: W, 68-58	at Oxford, Miss.	
2008: W, 58-54	at Lexington	
2009: L, 85-80	at Oxford, Miss.	
W, 71-58	at Tampa, Fla. (SEC)	
2010: W, 85-75	at Lexington	
2011: L, 69-71	at Oxford, Miss.	
W, 75-66	at Atlanta (SEC)	
at Lexington: UK leads, 49-2		
at Oxford, Miss.: UK leads, 25-10		
at Neutral Sites: UK leads, 24-1		
at Atlanta: UK leads, 3-1		
at Baton Rouge: UK leads, 1-0		
at Birmingham, Ala.: UK leads, 2-0		
at Jackson, Miss.: UK leads, 3-0		
at Knoxville, Tenn.: UK leads, 1-0		
at Louisville: UK leads, 3-0		
at Memphis, Tenn.: UK leads, 6-0		
at Nashville, Tenn.: UK leads, 2-0		
at Owensboro, Ky.: UK leads, 2-0		
at Tampa, Fla.: UK leads, 1-0		
Miss. State (UK leads, 87-20)		
Year	Score	Site
1921: W, 28-13	at Atlanta (SIAA)	
1922: W, 28-21	at Lexington	
1924: L, 17-16	at Lexington	
1925: W, 31-26	at Atlanta (So.Con.)	
1926: L, 31-26	at Atlanta (So.Con.)	
1929: W, 25-23 ^{OT}	at Starkville, Miss.	
W, 32-14	at Jackson, Miss.	
1930: W, 38-17	at Lexington	
W, 20-14	at Lexington	
1933: W, 46-27	at Atlanta (SEC)	
1936: W, 41-39	at Knoxville, Tenn. (SEC)	
1939: W, 39-28	at Lexington	
1940: W, 45-37	at Lexington	
1943: W, 52-43	at Louisville (SEC)	
1950: W, 87-55	at Owensboro, Ky.	
W, 56-46	at Louisville (SEC)	
1951: W, 80-60	at Starkville, Miss.	
W, 92-70	at Louisville (SEC)	
1952: W, 110-66	at Lexington	
1954: W, 81-49	at Lexington	

1955: W, 61-56	at Starkville, Miss.
1956: W, 86-65	at Lexington
1957: L, 89-81	at Starkville, Miss.
1958: W, 72-62	at Lexington
1959: L, 66-58	at Starkville, Miss.
1960: W, 90-59	at Lexington
1961: W, 68-62	at Starkville, Miss.
1962: L, 49-44	at Lexington
1963: L, 56-52	at Starkville, Miss.
1964: W, 65-59	at Lexington
1965: W, 74-56	at Lexington
1966: W, 73-69	at Starkville, Miss.
1967: L, 77-72 ^{OT}	at Lexington
W, 103-74	at Starkville, Miss.
1968: W, 92-84	at Starkville, Miss.
W, 107-81	at Lexington
1969: W, 91-72	at Starkville, Miss.
W, 91-69	at Lexington
1970: W, 111-76	at Lexington
W, 86-57	at Starkville, Miss.
1971: W, 79-71	at Starkville, Miss.
W, 102-83	at Lexington
1972: W, 104-76	at Lexington
W, 63-55	at Starkville, Miss.
1973: W, 90-81	at Starkville, Miss.
W, 100-87 ^{OT}	at Lexington
1974: W, 82-70	at Starkville, Miss.
W, 108-69	at Lexington
1975: W, 112-79	at Lexington
W, 118-80	at Starkville, Miss.
1976: L, 77-73	at Starkville, Miss.
W, 94-93 ^{OT}	at Lexington
1977: W, 92-85	at Starkville, Miss.
W, 77-64	at Lexington
1978: W, 75-65	at Starkville, Miss.
W, 58-56	at Lexington
1979: L, 63-61	at Starkville, Miss.
W, 80-65	at Lexington
1980: W, 89-67	at Starkville, Miss.
W, 71-65	at Lexington
1981: W, 71-64	at Lexington
W, 78-74	at Starkville, Miss.
1982: L, 56-51	at Starkville, Miss.
W, 71-54	at Lexington
1983: W, 59-53 ^{OT}	at Starkville, Miss.
W, 88-67	at Lexington
1984: W, 51-42	at Lexington
W, 77-58	at Starkville, Miss.
1985: W, 58-57	at Lexington
L, 82-69	at Starkville, Miss.
1986: W, 64-52	at Starkville, Miss.
W, 88-62	at Lexington
1987: W, 57-49	at Starkville, Miss.
W, 50-36	at Lexington
1988: W, 93-52	at Lexington
W, 83-59	at Starkville, Miss.
1989: W, 73-61	at Lexington
L, 68-67	at Starkville, Miss.
1990: W, 102-97	at Lexington
L, 87-86	at Starkville, Miss.
1991: W, 89-70	at Lexington
L, 83-82	at Starkville, Miss.
1992: W, 89-84	at Starkville, Miss.
1993: W, 87-63	at Lexington
1994: W, 86-70	at Starkville, Miss.
W, 95-76	at Memphis, Tenn. (SEC)
1995: L, 76-71	at Lexington
1996: W, 74-56	at Starkville, Miss.
L, 84-73	at New Orleans (SEC)
1997: W, 90-61	at Lexington
1998: W, 77-71	at Starkville, Miss.
1999: W, 76-49	at Lexington
2000: W, 73-61	at Starkville, Miss.
2001: W, 76-57	at Lexington
2002: L, 74-69 ^{OT}	at Starkville, Miss.
2003: W, 70-62	at Lexington
W, 64-57	at New Orleans (SEC)
2004: W, 67-66	at Starkville, Miss.
2005: W, 94-78	at Lexington

2006: W, 81-66	at Starkville, Miss.
2007: W, 64-60	at Lexington
L, 84-82 ^{OT}	at Atlanta (SEC)
2008: L, 69-64	at Starkville, Miss.
2009: L, 66-57	at Lexington
2010: W, 81-75 ^{OT}	at Starkville, Miss.
W, 75-74 ^{OT}	at Nashville, Tenn. (SEC)
2011: W, 85-79	at Lexington
at Lexington: UK leads, 44-5	
at Starkville, Miss.: UK leads, 31-12	
at Neutral Sites: UK leads, 12-3	
at Atlanta: UK leads, 3-2	
at Jackson, Miss.: UK leads, 1-0	
at Knoxville, Tenn.: UK leads, 1-0	
at Louisville: UK leads, 3-0	
at Memphis, Tenn.: UK leads, 1-0	
at New Orleans: Tied, 1-1	
at Owensboro, Ky.: UK leads, 1-0	
at Nashville, Tenn.: UK leads, 1-0	

Miss. Valley St. (UK leads, 3-0)

Year	Score	Site
2007: W, 79-56	at Lexington	
2008: W, 88-65	at Lexington	
2010: W, 85-60	at Lexington	
at Lexington: UK leads, 3-0		

Missouri (UK leads, 4-0)

Year	Score	Site
1961: W, 81-69	at Lexington	
1972: W, 83-72	at Lexington (UKIT)	
1998: W, 77-55	at Maui, Hawaii	
2000: W, 70-53	at New Orleans (Sugar)	
at Lexington: UK leads, 2-0		
at Neutral Sites: UK leads, 2-0		
at Maui, Hawaii: UK leads, 1-0		
at New Orleans: UK leads, 1-0		

Montana (UK leads, 1-0)

Year	Score	Site
1997: W, 81-69	at Salt Lake City (NCAA)	
at Neutral Sites: UK leads, 1-0		
at Salt Lake City: UK leads, 1-0		

Moore's Hill (UK leads, 1-0)

Year	Score	Site
1996: W, 32-11	at Moore's Hill, Ind.	
at Moore's Hill, Ind.: UK leads, 1-0		

Morehead St. (UK leads, 9-0)

Year	Score	Site
1961: W, 71-64	at Louisville (NCAA)	
1992: W, 101-84	at Louisville	
1993: W, 108-65	at Lexington	
1994: W, 97-61	at Lexington	
1996: W, 96-32	at Lexington	
1998: W, 88-49	at Lexington	
2002: W, 94-75	at Lexington	
2005: W, 71-40	at Lexington	
2009: W, 75-59	at Lexington	
at Lexington: UK leads, 7-0		
at Neutral Sites: UK leads, 2-0		
at Louisville: UK leads, 2-0		

Mt. St. Mary's (UK leads, 1-0)

Year	Score	Site
1995: W, 113-67	at Memphis, Tenn. (NCAA)	
at Neutral Sites: UK leads, 1-0		
at Memphis, Tenn.: UK leads, 1-0		

Navy (UK leads, 3-1)

Year	Score	Site
1929: L, 32-26	at Annapolis, Md.	
1959: W, 82-69	at Lexington	
1970: W, 73-59	at Lexington (UKIT)	
1987: W, 80-69	at Lexington	
at Lexington: UK leads, 3-0		
at Annapolis, Md.: Navy leads, 1-0		

Nebraska (UK leads, 2-1)

Year	Score	Site
1941:	L, 40-39	at Lincoln, Neb.
1942:	W, 42-27	at Lexington
1973:	W, 85-60	at Lexington (UKIT)

at Lexington: UK leads, 2-0
at Lincoln, Neb.: NU leads, 1-0

New Albany YMCA (Y. leads, 1-0)

Year	Score	Site
1906:	L, 29-12	at New Albany, Ind.

at New Albany, Ind.: YMCA leads, 1-0

N. Mexico St. (UK leads, 1-0)

Year	Score	Site
1999:	W, 82-60	at New Orleans (NCAA)

at Neutral Sites: UK leads, 1-0
at New Orleans: UK leads, 1-0

New York U. (NYU leads, 2-0)

Year	Score	Site
1935:	L, 23-22	at New York
1936:	L, 41-28	at New York

at New York: NYU leads, 2-0

Niagara (UK leads, 1-0)

Year	Score	Site
1976:	W, 67-61	at New York (NIT)

at Neutral Sites: UK leads, 1-0
at New York: UK leads, 1-0

N. Carolina (UNC leads, 22-12)

Year	Score	Site
1924:	L, 41-20	at Atlanta (SIAA)
1929:	L, 25-15	at Lexington
1932:	L, 43-42	at Atlanta (So.Con.)
1950:	W, 83-44	at Lexington
1960:	W, 76-70	at Lexington (UKIT)
1961:	W, 70-65	at Greensboro, N.C.
1963:	L, 68-66	at Lexington
1964:	W, 100-80	at Lexington
1965:	L, 82-67	at Charlotte, N.C.
1967:	L, 64-55	at Lexington
1968:	L, 84-77	at Greensboro, N.C.
1969:	L, 87-77	at Lexington
1970:	W, 94-87	at Charlotte, N.C.
1973:	L, 78-70	at Louisville
1974:	L, 101-84	at Greensboro, N.C.
1975:	W, 90-78	at Louisville
1976:	L, 90-77	at Charlotte, N.C.
1977:	L, 79-72	at College Park, Md. (NCAA)
1982:	L, 82-69	at East Rutherford, N.J.
1990:	L, 121-110	at Louisville
1991:	L, 84-81	at Chapel Hill, N.C.
1995:	L, 74-61	at Birmingham, Ala. (NCAA)
2001:	W, 93-76	at Chapel Hill, N.C.
2002:	W, 79-59	at Lexington
2003:	W, 98-81	at Chapel Hill, N.C.
2004:	W, 61-56	at Lexington
2005:	L, 91-78	at Chapel Hill, N.C.
2006:	L, 83-79	at Lexington
2007:	L, 75-63	at Chapel Hill, N.C.
2008:	L, 86-77	at Lexington
2009:	L, 77-58	at Chapel Hill, N.C.
2010:	W, 68-66	at Lexington
2011:	L, 73-75	at Chapel Hill, N.C.

W, 76-69 at Newark, N.J. (NCAA)
at Lexington: Tied, 6-6
at Chapel Hill: UNC leads, 5-2
at Neutral Sites: UNC leads, 12-3
at Atlanta: UNC leads, 2-0
at Birmingham, Ala.: UNC leads, 1-0
at Charlotte, N.C.: UNC leads, 2-1
at College Park, Md.: UNC leads, 1-0
at East Rutherford, N.J.: UNC leads, 1-0
at Greensboro, N.C.: UNC leads, 2-1
at Louisville: UNC leads, 2-1
at Newark, N.J.: UK leads, 1-0

UNC Asheville (UK leads, 3-0)

Year	Score	Site
1997:	W, 105-51	at Lexington
2000:	W, 86-41	at Lexington
2009:	W, 94-57	at Louisville

at Lexington: UK leads, 2-0
at Neutral Sites: UK leads, 1-0
at Louisville: UK leads, 1-0

N.C. State (UK leads, 3-1)

Year	Score	Site
1931:	W, 33-28	at Atlanta (So.Con.)
1947:	W, 60-42	at New York (NIT)
1985:	W, 78-62	at Lexington
1986:	L, 54-51	at Raleigh, N.C.

at Lexington: UK leads, 1-0
at Raleigh, N.C.: NCS leads, 1-0
at Neutral Sites: UK leads, 2-0
at Atlanta: UK leads, 1-0
at New York: UK leads, 1-0

N. Colorado (UK leads, 1-0)

Year	Score	Site
1960:	W, 106-73	at Lexington

at Lexington: UK leads, 1-0

Northwestern (UK leads, 7-1)

Year	Score	Site
1963:	W, 71-60	at Lexington
1964:	W, 95-63	at Evanston, Ill.
1966:	W, 86-75	at Lexington
1967:	W, 118-116	at Evanston, Ill.
1971:	W, 115-100	at Evanston, Ill.
1972:	W, 94-85	at Lexington
1975:	W, 97-70	at Lexington
1976:	L, 89-77	at Evanston, Ill.

at Lexington: UK leads, 4-0
at Evanston, Ill.: UK leads, 3-1

Northwestern St. (Tied, 1-1)

Year	Score	Site
1986:	W, 77-58	at Lexington
1989:	L, 85-82	at Lexington

at Lexington: Tied, 1-1

Notre Dame (UK leads, 42-18)

Year	Score	Site
1929:	W, 19-16	at South Bend, Ind.
1936:	L, 41-20	at South Bend, Ind.
1937:	L, 41-28	at Louisville
1938:	L, 47-39	at South Bend, Ind.
1939:	L, 42-39	at Louisville
1940:	L, 52-47	at South Bend, Ind.
1941:	L, 48-47	at Louisville
1942:	L, 46-43	at South Bend, Ind.
1943:	W, 60-55	at Louisville
1944:	W, 55-54	at Louisville
1945:	L, 59-58 ^{OT}	at Louisville
1946:	L, 56-47	at Louisville
1947:	W, 60-30	at Louisville
1948:	L, 64-55	at South Bend, Ind.
1949:	W, 62-38	at Louisville
1950:	L, 64-51	at South Bend, Ind.
1951:	W, 69-44	at Lexington
1952:	W, 71-66	at Chicago
1958:	W, 89-56	at Lexington (NCAA)
1959:	W, 71-52	at Chicago
1960:	W, 68-65	at Lexington
1961:	W, 68-62	at Louisville
1962:	W, 100-53	at Louisville
1963:	W, 78-70	at Louisville
1964:	W, 101-81	at Louisville
1965:	L, 111-97	at Louisville
1966:	W, 103-89	at Louisville
1967:	W, 96-85	at Louisville
1968:	W, 81-73	at Louisville
1969:	W, 110-90	at Louisville
1970:	W, 102-100	at Louisville

1971:	W, 109-99	at Columbus, Ohio (NCAA)
1972:	L, 99-92	at Louisville
1973:	W, 83-67	at Louisville
1974:	W, 65-63	at Louisville
1975:	L, 94-79	at Louisville
1976:	W, 113-96	at Louisville
1977:	W, 79-77	at Louisville
1978:	W, 102-78	at Louisville
1979:	W, 73-68	at Louisville
1980:	W, 81-76	at Louisville
1980:	W, 86-80	at Louisville
1981:	L, 67-61	at Louisville
1982:	W, 34-28 ^{OT}	at Louisville
1983:	W, 58-45	at South Bend, Ind.
1988:	W, 78-69	at Louisville
1989:	L, 81-65	at Indianapolis
1990:	L, 80-67	at South Bend, Ind.
1991:	W, 98-90	at Indianapolis
1992:	W, 91-70	at Lexington
1993:	W, 81-62	at South Bend, Ind.
1994:	W, 84-59	at Lexington
1995:	W, 97-58	at South Bend, Ind.
1997:	W, 80-56	at Lexington
2001:	W, 82-71	at Lexington
2002:	W, 72-65	at South Bend, Ind.
2003:	W, 88-73	at Lexington
2004:	W, 71-63	at South Bend, Ind.
2009:	L, 77-67	at South Bend, Ind. (NIT)
2011:	W, 72-58	at Louisville

at Lexington: UK leads, 8-0
at South Bend, Ind.: UK leads, 6-8
at Neutral Sites: UK leads, 28-10
at Chicago: UK leads, 2-0
at Columbus, Ohio: UK leads, 1-0
at Indianapolis: Tied, 1-1
at Louisville: UK leads, 24-9

Oglethorpe (UK leads, 1-0)

Year	Score	Site
1935:	W, 81-12	at Lexington

at Lexington: UK leads, 1-0

Ohio (UK leads, 14-1)

Year	Score	Site
1944:	W, 51-35	at Lexington
1945:	W, 59-46	at Lexington
		W, 61-38 at Athens, Ohio
1946:	W, 57-48	at Lexington
		W, 60-52 at Athens, Ohio
1947:	W, 46-36	at Lexington
1948:	W, 79-57	at Athens, Ohio
1964:	L, 85-89	at Minneapolis (NCAA)
1983:	W, 57-40	at Tampa, Fla. (NCAA)
1990:	W, 76-73	at Lexington
1992:	W, 73-63	at Cincinnati
1995:	W, 79-74	at Lexington
1998:	W, 95-58	at Athens, Ohio
2003:	W, 83-75	at Cincinnati
2006:	W, 71-63	at Cincinnati

at Lexington: UK leads, 6-0
at Athens, Ohio: UK leads, 4-0
at Neutral Sites: UK leads, 4-1
at Cincinnati: UK leads, 3-0
at Minneapolis: OU leads, 1-0
at Tampa, Fla: UK leads, 1-0

Ohio State (UK leads, 11-8)

Year	Score	Site
1933:	L, 46-30	at Lexington
1940:	W, 36-30	at New Orleans (Sugar)
1942:	L, 43-41	at Columbus, Ohio
1943:	L, 45-40	at Lexington
1944:	W, 40-28	at Columbus, Ohio
1945:	W, 53-48 ^{OT}	at Lexington
		L, 45-37 at New York (NCAA)
1958:	W, 61-54	at Columbus, Ohio
1959:	W, 95-76	at Lexington (UKIT)
1960:	W, 96-93	at Lexington
1961:	L, 87-74	at Louisville (NCAA)

1962:	L, 74-64	at Iowa City, Iowa (NCAA)
1968:	L, 82-81	at Lexington (NCAA)
1981:	W, 70-64	at Lexington
1982:	W, 78-62	at Columbus, Ohio
1987:	L, 91-77	at Atlanta (NCAA)
1994:	W, 100-88	at Maui, Hawaii
1997:	W, 81-65	at Cleveland
2011:	W, 62-60	at Newark, N.J.
at Lexington: UK leads, 4-3		
at Columbus, Ohio: UK leads, 3-1		
at Neutral Sites: Tied, 4-4		
at Atlanta: OSU leads, 1-0		
at Cleveland: UK leads, 1-0		
at Iowa City, Iowa: OSU leads, 1-0		
at Louisville: OSU leads, 1-0		
at Maui, Hawaii: UK leads, 1-0		
at Newark, N.J.: UK leads, 1-0		
at New Orleans: UK leads, 1-0		
at New York: OSU leads, 1-0		

Ohio Wesleyan (OW leads, 1-0)

Year	Score	Site
1911:	L, 37-19	at Delaware, Ohio
at Delaware, Ohio: OW leads, 1-0		

Oklahoma (UK leads, 3-0)

Year	Score	Site
1947:	W, 43-33	at Lexington
1971:	W, 75-74	at Lexington
2001:	W, 76-64	at Maui, Hawaii
at Lexington: UK leads, 2-0		
at Neutral Sites: UK leads, 1-0		
at Maui, Hawaii: UK leads, 1-0		

Oklahoma State (UK leads, 3-1)

Year	Score	Site
1944:	W, 45-29	at New York (NIT)
1947:	L, 37-31	at New Orleans (Sugar)
1949:	W, 46-36	at Seattle (NCAA)
1975:	W, 90-65	at Lexington (UKIT)
at Lexington: UK leads, 1-0		
at Neutral Sites: UK leads, 2-1		
at New Orleans: OSU leads, 1-0		
at New York: UK leads, 1-0		
at Seattle: UK leads, 1-0		

Old Dominion (UK leads, 1-0)

Year	Score	Site
1992:	W, 88-69	at Worcester, Mass. (NCAA)
at Neutral Sites: UK leads, 1-0		
at Worcester, Mass.: UK leads, 1-0		

Oregon (UK leads, 1-0)

Year	Score	Site
1973:	W, 95-68	at Lexington (UKIT)
at Lexington: UK leads, 1-0		

Oregon State (UK leads, 3-0)

Year	Score	Site
1967:	W, 96-76	at Lexington (UKIT)
1971:	W, 84-78	at Lexington
1976:	W, 82-74	at Lexington (UKIT)
at Lexington: UK leads, 3-0		

Otterbein (OC leads, 1-0)

Year	Score	Site
1911:	L, 41-27	at Westerville, Ohio
at Westerville, Ohio: OC leads, 1-0		

Pennsylvania (UK leads, 5-0)

Year	Score	Site
1968:	W, 64-49	at Lexington
1969:	W, 102-78	at Philadelphia
1991:	W, 85-62	at Lexington
2000:	W, 67-50	at Lexington
2011:	W, 86-62	at Lexington
at Lexington: UK leads, 4-0		
at Philadelphia: UK leads, 1-0		

Penn State (UK leads, 2-1)

Year	Score	Site
1952:	W, 82-54	at Raleigh, N.C. (NCAA)
1955:	W, 84-59	at Evanston, Ill. (NCAA)
2001:	L, 73-68	at Lexington
at Lexington: PSU leads, 1-0		
at Neutral Sites: UK leads, 2-0		
at Evanston, Ill.: UK leads, 1-0		
at Raleigh, N.C.: UK leads, 1-0		

Pepperdine (UK leads, 1-0)

Year	Score	Site
1986:	W, 88-56	at Lexington (UKIT)
at Lexington: UK leads, 1-0		

Phillips Oilers (PO leads, 1-0)

Year	Score	Site
1948:	L, 53-49	at New York
at Neutral Sites: PO leads, 1-0		
at New York: UK leads, 1-0		

Pittsburgh (UK leads, 4-2)

Year	Score	Site
1936:	W, 35-17	at Lexington
1938:	W, 40-29	at New Orleans (Sugar)
1957:	W, 98-92	at Lexington (NCAA)
1960:	W, 73-66	at Lexington
1992:	L, 85-67	at Lexington
1999:	L, 68-56	at Bayamone, PR.
at Lexington: UK leads, 3-1		
at Neutral Sites: Tied, 1-1		
at Bayamone, PR.: Pitt leads, 1-0		
at New Orleans: UK leads, 1-0		

Portland (UK leads, 2-0)

Year	Score	Site
1990:	W, 88-71	at Lexington (UKIT)
2011:	W, 79-48	at Portland, Ore.
at Lexington: UK leads, 1-0		
at Portland, Ore.: UK leads, 1-0		

Portland St. (UK leads, 1-0)

Year	Score	Site
1978:	W, 114-88	at Lexington (UKIT)
at Lexington: UK leads, 1-0		

Princeton (UK leads, 3-1)

Year	Score	Site
1936:	L, 30-26	at Lexington
1972:	W, 96-82	at Lexington (UKIT)
1977:	W, 72-59	at Philadelphia (NCAA)
2011:	W, 59-57	at Tampa, Fla. (NCAA)
at Lexington: Tied, 1-1		
at Neutral Sites: UK leads, 2-0		
at Philadelphia: UK leads, 1-0		
at Tampa, Fla.: UK leads, 1-0		

Providence (UK leads, 1-0)

Year	Score	Site
1976:	W, 79-78	at New York (NIT)
at Neutral Sites: UK leads, 1-1		
at New York: UK leads, 1-0		

Purdue (UK leads, 6-2)

Year	Score	Site
1950:	W, 60-54	at West Lafayette, Ind.
1951:	W, 70-52	at Lexington
1971:	L, 89-83	at Lexington (UKIT)
1980:	W, 61-60	at Lexington (UKIT)
1984:	W, 86-67	at Louisville
1985:	L, 66-56	at West Lafayette, Ind.
1997:	W, 101-87	at Chicago
1998:	W, 89-75	at Chicago
at Lexington: UK leads, 2-1		
at West Lafayette, Ind.: Tied, 1-1		
at Neutral Sites: UK leads, 3-0		
at Chicago: UK leads, 2-0		
at Louisville: UK leads, 1-0		

Rhode Island (UK leads, 1-0)

Year	Score	Site
1946:	W, 46-45	at New York (NIT)
at Neutral Sites: UK leads, 1-0		
at New York: UK leads, 1-0		

Rider (UK leads, 3-0)

Year	Score	Site
1993:	W, 96-52	at Nashville, Tenn. (NCAA)
1996:	W, 90-65	at New York
2009:	W, 92-63	at Lexington
at Lexington: UK leads, 1-0		
at Neutral Sites: UK leads, 3-0		
at Nashville, Tenn.: UK leads, 2-0		
at New York: UK leads, 1-0		

Robert Morris (UK leads, 1-0)

Year	Score	Site
1994:	W, 92-67	at Lexington
at Lexington: UK leads, 1-0		

Rose Polytechnic (Tied, 1-1)

Year	Score	Site
1910:	L, 52-11	at Terre Haute, Ind.
1917:	W, 33-12	at Lexington
at Lexington: UK leads, 1-0		
at Terre Haute, Ind.: RP leads, 1-0		

Rutgers (UK leads, 1-0)

Year	Score	Site
1993:	W, 60-54	at New York
at Neutral Sites: UK leads, 1-0		
at New York: UK leads, 1-0		

Saint Louis (SL leads, 9-8)

Year	Score	Site
1949:	L, 42-40	at New Orleans (Sugar)
1950:	L, 43-42 ^{OT}	at New Orleans (Sugar)
1952:	L, 61-60	at New Orleans (Sugar)
1954:	W, 71-59	at St. Louis
1955:	W, 82-65	at Lexington
1956:	W, 101-80	at St. Louis
L, 71-70 at Lexington		
1958: W, 73-60 at St. Louis		
1959: W, 76-57 at Lexington		
1960: L, 73-61 at St. Louis		
1961: L, 74-72 ^{OT} at Lexington (UKIT)		
1962: W, 86-77 at Lexington		
1963: L, 87-63 at St. Louis		
1964: L, 67-60 at Lexington		
1965: L, 80-75 at St. Louis		
1966: W, 80-70 at Lexington		
1998: W, 88-61 at Atlanta (NCAA)		
at Lexington: UK leads, 4-3		
at St. Louis: Tied, 3-3		
at Neutral Sites: SL leads, 3-1		
at Atlanta: UK leads, 1-0		
at New Orleans: SJ leads, 3-0		

Sam Houston St. (UK leads, 1-0)

Year	Score	Site
2009:	W, 102-92	at Lexington
at Lexington: UK leads, 1-0		

San Diego (SD leads, 1-0)

Year	Score	Site
2008:	L, 81-72	at Lexington
at Lexington: SD leads, 1-0		

San Francisco (UK leads, 1-0)

Year	Score	Site
1994:	W, 110-83	at Lexington
at Lexington: UK leads, 1-0		

San Jose St. (UK leads, 1-0)

Year	Score	Site
1996:	W, 110-72	at Dallas (NCAA)
at Neutral Sites: UK leads, 1-0		

at Dallas: UK leads, 1-0
Santa Clara (UK leads, 1-0)
Year Score Site
 2007: W, 74-60 at Lexington
 at Lexington: UK leads, 1-0

Seattle (UK leads, 1-0)
Year Score Site
 1958: W, 84-72 at Louisville (NCAA)
 at Neutral Sites: UK leads, 1-0
 at Louisville: UK leads, 1-0

Seton Hall (Tied, 1-1)
Year Score Site
 1982: W, 98-72 at Lexington (UKIT)
 1989: L, 63-60 at Anchorage, Alaska
 at Lexington: UK leads, 1-0
 at Neutral Sites: UK leads, 1-0
 at Anchorage, Alaska: UK leads, 1-0

Sewanee (UK leads, 6-0)
Year Score Site
 1923: W, 30-14 at Lexington
 1924: W, 50-15 at Lexington
 1930: W, 44-22 at Atlanta (So.Con.)
 1932: W, 30-20 at Sewanee, Tenn.
 1934: W, 55-16 at Sewanee, Tenn.
 W, 60-15 at Lexington
 at Lexington: UK leads, 3-0
 at Sewanee, Tenn.: UK leads, 2-0
 at Neutral Sites: UK leads, 1-0
 at Atlanta: UK leads, 1-0

S. Carolina (UK leads, 44-10)
Year Score Site
 1928: W, 56-40 at Atlanta (So.Con.)
 1933: W, 44-36 at Lexington
 L, 44-38 at Columbia, S.C.
 1942: W, 64-25 at Lexington
 1968: W, 76-66 at Lexington (UKIT)
 1977: W, 98-67 at Columbia, S.C.
 1978: W, 84-65 at Lexington
 1979: W, 79-74 at Columbia, S.C.
 1980: W, 126-81 at Lexington
 1992: W, 80-63 at Columbia, S.C.
 W, 74-56 at Lexington
 1993: W, 108-82 at Columbia, S.C.
 W, 87-66 at Lexington
 1994: W, 79-67 at Lexington
 L, 75-74 at Columbia, S.C.
 1995: W, 80-55 at Columbia, S.C.
 W, 90-72 at Lexington
 1996: W, 89-60 at Columbia, S.C.
 W, 89-57 at Lexington
 1997: L, 84-79^{OT} at Columbia, S.C.
 L, 72-66 at Lexington
 1998: W, 91-70 at Lexington
 W, 69-57 at Columbia, S.C.
 W, 86-56 at Atlanta (SEC)
 1999: W, 68-61 at Columbia, S.C.
 W, 74-40 at Lexington
 2000: W, 64-48 at Columbia, S.C.
 W, 76-63 at Lexington
 2001: W, 69-63 at Lexington
 W, 94-61 at Columbia, S.C.
 W, 78-65 at Nashville, Tenn. (SEC)
 2002: W, 51-50 at Columbia, S.C.
 W, 91-74 at Lexington
 L, 70-57 at Atlanta (SEC)
 2003: W, 62-55 at Lexington
 W, 87-69 at Columbia, S.C.
 2004: W, 65-64 at Lexington
 W, 84-65 at Columbia, S.C.
 W, 78-63 at Atlanta (SEC)
 2005: W, 79-75 at Lexington
 L, 73-61 at Columbia, S.C.
 2006: W, 80-78 at Lexington
 W, 79-66 at Columbia, S.C.
 L, 65-61 at Nashville, Tenn. (SEC)

2007: W, 87-49 at Columbia, S.C.
 W, 95-89 at Lexington
 2008: W, 78-70 at Lexington
 W, 71-63 at Columbia, S.C.
 2009: L, 78-77 at Lexington
 L, 77-59 at Columbia, S.C.
 2010: L, 62-68 at Columbia, S.C.
 W, 82-61 at Lexington
 2011: W, 67-58 at Columbia, S.C.
 W, 90-59 at Lexington
 at Lexington: UK leads, 23-2
 at Columbia, S.C.: UK leads, 17-6
 at Neutral Sites: UK leads, 4-2
 at Atlanta: UK leads, 3-1
 at Nashville, Tenn.: Tied, 1-1

S.C. State (UK leads, 1-0)
Year Score Site
 1998: W, 82-67 at Atlanta (NCAA)
 at Neutral Sites: UK leads, 1-0
 at Atlanta: UK leads, 1-0

South Dakota State (UK leads, 1-0)
Year Score Site
 2006: W, 71-54 at Lexington (Guardians)
 at Lexington: UK leads, 1-0

Southern Cal (USC leads, 3-0)
Year Score Site
 1960: L, 87-73 at Los Angeles
 1962: L, 79-77 at Lexington
 2001: L, 80-76 at Philadelphia (NCAA)
 at Lexington: USC leads, 1-0
 at Los Angeles: USC leads, 1-0
 at Neutral Sites: USC leads, 1-0
 at Philadelphia: USC leads, 1-0

SMU (UK leads, 3-2)
Year Score Site
 1957: W, 73-67 at Lexington (UKIT)
 1958: L, 65-64 at Dallas
 1959: W, 72-60 at Lexington
 1977: W, 110-86 at Lexington
 1985: L, 56-54 at Lexington
 at Lexington: UK leads, 3-1
 at Dallas: SMU leads, 1-0

Stony Brook (UK leads, 1-0)
Year Score Site
 2008: W, 62-52 at Lexington
 at Lexington: UK leads, 1-0

St. Andrews (Tied, 1-1)
Year Score Site
 1915: W, 32-15 at Lexington
 L, 50-25 at Laurinburg, N.C.
 at Lexington: UK leads, 1-0
 at Laurinburg: SA leads, 1-0

St. Bonaventure (UK leads, 1-0)
Year Score Site
 2000: W, 85-80^{OT} at Cleveland (NCAA)
 at Neutral Sites: UK leads, 1-0
 at Cleveland: UK leads, 1-0

St. John's (UK leads, 10-5)
Year Score Site
 1944: W, 44-38 at New York
 L, 48-45 at New York (NIT)
 1946: W, 73-59 at New York
 1947: W, 70-50 at New York
 1948: W, 52-40 at New York
 1949: W, 57-30 at New York
 1950: L, 69-58 at New York
 1951: W, 43-37 at New York
 W, 59-43 at New York (NCAA)
 1952: W, 81-40 at Lexington
 L, 64-57 at Raleigh, N.C. (NCAA)
 1978: W, 102-72 at Lexington (UKIT)

1985: L, 86-70 at Denver (NCAA)
 1993: W, 86-77 at New York
 2001: L, 62-61 at New York
 at Lexington: UK leads, 2-0
 at New York: UK leads, 8-3
 at Neutral Sites: SJ leads, 2-0
 at Denver: SJ leads, 1-0
 at Raleigh, N.C.: SJ leads, 1-0

St. Joseph's (UK leads, 2-0)
Year Score Site
 1939: W, 41-30 at Philadelphia
 1997: W, 102-72 at San Jose, Calif. (NCAA)
 at Philadelphia: UK leads, 1-0
 at Neutral Sites: UK leads, 1-0
 at San Jose, Calif.: UK leads, 1-0

Stanford (UK leads, 3-0)
Year Score Site
 1974: W, 78-77 at Lexington (UKIT)
 1998: W, 86-85^{OT} at San Antonio (NCAA)
 2009: W, 73-65^{OT} at Cancun, Mexico
 at Lexington: UK leads, 1-0
 at Neutral Sites: UK leads, 2-0
 at San Antonio: UK leads, 1-0
 at Cancun, Mexico: UK leads, 1-0

Syracuse (UK leads, 8-3)
Year Score Site
 1951: W, 69-59 at New Orleans (Sugar)
 1965: W, 110-77 at Lexington
 1975: W, 95-79 at San Diego (NCAA)
 1979: W, 94-87 at Lexington (UKIT)
 1988: W, 62-58 at Lexington
 1989: L, 89-73 at Syracuse, N.Y.
 1994: L, 93-85 at Syracuse, N.Y.
 1995: W, 77-71 at Lexington
 1996: W, 76-67 at E. Rutherford, N.J. (NCAA)
 1997: W, 87-53 at Anchorage, Alaska
 2000: L, 52-50 at Cleveland (NCAA)
 at Lexington: UK leads, 4-0
 at Syracuse, N.Y.: SU leads, 2-0
 at Neutral Sites: UK leads, 4-1
 at Anchorage, Alaska: UK leads, 1-0
 at Cleveland: SU leads, 1-0
 at East Rutherford, N.J.: UK leads, 1-0
 at New Orleans: UK leads, 1-0
 at San Diego: UK leads, 1-0

Temple (UK leads, 14-4)
Year Score Site
 1945: W, 45-44 at Philadelphia
 1946: L, 53-45 at Philadelphia
 W, 54-43 at Louisville
 1947: W, 68-29 at Lexington
 1948: L, 60-59 at Philadelphia
 1949: W, 58-38 at Louisville
 1954: W, 86-59 at Lexington
 1955: W, 79-61 at Lexington
 W, 101-69 at Philadelphia
 1956: L, 73-61 at Lexington
 1957: W, 73-58 at Philadelphia
 1958: W, 85-83^{OT} at Lexington
 W, 61-60 at Louisville (NCAA)
 1959: W, 76-71 at Philadelphia
 1960: W, 97-92 at Louisville
 1961: L, 66-58 at Philadelphia
 1962: W, 78-55 at Lexington
 1963: W, 56-52 at Philadelphia
 at Lexington: UK leads, 4-1
 at Philadelphia: UK leads, 5-3
 at Neutral Sites: UK leads, 5-0
 at Louisville: UK leads, 5-0

Tennessee (UK leads, 146-66)
Year Score Site
 1910: W, 26-5 at Lexington
 1912: W, 27-15 at Lexington
 1914: W, 20-14 at Lexington

	W, 20-18	at Lexington
1915:	L, 36-21	at Knoxville, Tenn.
	L, 27-22	at Knoxville, Tenn.
	W, 22-13	at Lexington
	W, 20-18	at Lexington
1916:	L, 28-17	at Lexington
1917:	L, 23-20	at Lexington
	L, 22-19	at Lexington
	L, 27-26	at Knoxville, Tenn.
	L, 30-10	at Knoxville, Tenn.
1918:	W, 33-26	at Lexington
	W, 40-12	at Lexington
	W, 29-18	at Knoxville, Tenn.
	W, 32-20	at Knoxville, Tenn.
1919:	L, 40-22	at Knoxville, Tenn.
	W, 30-14	at Lexington
1920:	L, 29-24	at Lexington
	L, 27-26	at Lexington
	L, 28-25	at Knoxville, Tenn.
	W, 34-26	at Knoxville, Tenn.
1923:	L, 30-26	at Knoxville, Tenn.
	L, 28-23	at Lexington
1924:	L, 20-13	at Knoxville, Tenn.
1925:	W, 35-22	at Knoxville, Tenn.
	W, 26-21	at Lexington
1926:	W, 51-17	at Knoxville, Tenn.
	W, 27-21	at Lexington
1927:	L, 19-14	at Knoxville, Tenn.
	L, 30-21	at Lexington
1928:	W, 48-18	at Lexington
	W, 43-16	at Knoxville, Tenn.
1929:	W, 35-29	at Knoxville, Tenn.
	W, 27-22	at Lexington
1930:	W, 23-20	at Lexington
	L, 29-24 ^{OT}	at Knoxville, Tenn.
1931:	W, 31-23	at Lexington
	W, 36-32 ^{OT}	at Knoxville, Tenn.
1932:	W, 29-28	at Knoxville, Tenn.
	W, 41-27	at Lexington
1933:	W, 42-21	at Knoxville, Tenn.
	W, 44-23	at Lexington
1934:	W, 44-23	at Knoxville, Tenn.
	W, 53-26	at Lexington
1935:	W, 48-21	at Lexington
	W, 38-36	at Knoxville, Tenn.
1936:	W, 40-31	at Lexington
	L, 39-28	at Knoxville, Tenn.
	L, 39-28	at Knoxville, Tenn. (SEC)
1937:	W, 43-26	at Lexington
	L, 26-24	at Knoxville, Tenn.
	W, 39-25	at Knoxville, Tenn. (SEC)
1938:	W, 52-27	at Lexington
	W, 29-26	at Knoxville, Tenn.
1939:	L, 30-29	at Lexington
	W, 36-34 ^{OT}	at Knoxville, Tenn.
	W, 46-38	at Knoxville, Tenn. (SEC)
1940:	W, 35-26	at Lexington
	L, 27-23	at Knoxville, Tenn.
	W, 30-29 ^{OT}	at Knoxville, Tenn. (SEC)
1941:	L, 32-22	at Knoxville, Tenn.
	W, 37-28	at Lexington
	L, 36-33	at Louisville (SEC)
1942:	L, 46-40	at Knoxville, Tenn.
	W, 36-33	at Lexington
1943:	W, 30-28	at Knoxville, Tenn.
	W, 53-29	at Lexington
	L, 33-30	at Louisville (SEC)
1945:	L, 35-34	at Knoxville, Tenn.
	W, 40-34	at Lexington
	W, 39-35	at Louisville (SEC)
1946:	W, 50-32	at Knoxville, Tenn.
	W, 54-34	at Lexington
1947:	W, 54-39	at Knoxville, Tenn.
	W, 61-46	at Lexington
1948:	W, 65-54	at Knoxville, Tenn.
	W, 69-42	at Lexington
	W, 70-47	at Louisville (SEC)
1949:	W, 66-51	at Knoxville, Tenn.
	W, 71-56	at Lexington

	W, 83-44	at Louisville (SEC)
1950:	L, 66-53	at Knoxville, Tenn.
	W, 79-52	at Lexington
	W, 95-58	at Louisville (SEC)
1951:	W, 70-45	at Knoxville, Tenn.
	W, 86-61	at Lexington
1952:	W, 65-56	at Knoxville, Tenn.
	W, 95-40	at Lexington
	W, 81-66	at Louisville (SEC)
1954:	W, 97-71	at Knoxville, Tenn.
	W, 90-63	at Lexington
1955:	W, 84-66	at Knoxville, Tenn.
	W, 104-61	at Lexington
1956:	W, 95-68	at Knoxville, Tenn.
	W, 101-77	at Lexington
1957:	W, 97-72	at Knoxville, Tenn.
	W, 93-75	at Lexington
1958:	W, 77-68	at Lexington
	W, 77-66	at Knoxville, Tenn.
1959:	W, 79-58	at Lexington
	W, 69-56	at Knoxville, Tenn.
1960:	W, 78-68	at Knoxville, Tenn.
	L, 65-63	at Lexington
1961:	W, 83-54	at Lexington
	W, 68-61	at Knoxville, Tenn.
1962:	W, 96-69	at Lexington (UKIT)
	W, 95-82	at Knoxville, Tenn.
	W, 90-59	at Lexington
1963:	L, 78-69 ^{OT}	at Lexington
	L, 63-55	at Knoxville, Tenn.
1964:	W, 66-57	at Lexington
	W, 42-38	at Knoxville, Tenn.
1965:	L, 77-58	at Knoxville, Tenn.
	W, 61-60	at Lexington
1966:	W, 78-64	at Lexington
	L, 69-62	at Knoxville, Tenn.
1967:	L, 52-50 ^{OT}	at Lexington
	L, 76-57	at Knoxville, Tenn.
1968:	L, 87-59	at Knoxville, Tenn.
	W, 60-59	at Lexington
1969:	W, 69-66	at Knoxville, Tenn.
	W, 84-69	at Lexington
1970:	W, 68-52	at Lexington
	W, 86-69	at Knoxville, Tenn.
1971:	L, 75-71	at Knoxville, Tenn.
	W, 84-78	at Lexington
1972:	W, 72-70	at Lexington
	W, 67-66	at Knoxville, Tenn.
1973:	L, 65-64	at Knoxville, Tenn.
	W, 86-81	at Lexington
1974:	L, 67-54	at Knoxville, Tenn.
	W, 61-58	at Lexington
1975:	W, 88-82	at Lexington
	L, 103-98	at Knoxville, Tenn.
1976:	L, 90-88 ^{OT}	at Lexington
	L, 92-85	at Knoxville, Tenn.
1977:	L, 71-67 ^{OT}	at Lexington
	L, 81-79	at Knoxville, Tenn.
1978:	W, 90-77	at Lexington
	W, 68-57	at Knoxville, Tenn.
1979:	L, 66-55	at Lexington
	L, 101-84	at Knoxville, Tenn.
	L, 75-69 ^{OT}	at Birmingham, Ala. (SEC)
1980:	L, 49-47	at Knoxville, Tenn.
	W, 83-75	at Lexington
1981:	W, 48-47	at Lexington
	L, 87-71	at Knoxville, Tenn.
1982:	L, 70-66	at Knoxville, Tenn.
	W, 77-67	at Lexington
1983:	L, 65-63	at Knoxville, Tenn.
	W, 69-61	at Lexington
1984:	W, 93-74	at Lexington
	L, 63-58	at Knoxville, Tenn.
1985:	L, 81-65	at Knoxville, Tenn.
	W, 92-67	at Lexington
1986:	W, 74-57	at Lexington
	W, 62-60	at Knoxville, Tenn.
1987:	L, 75-68	at Knoxville, Tenn.
	W, 91-84 ^{OT}	at Lexington

1988:	W, 83-65	at Lexington
	L, 72-70	at Knoxville, Tenn.
1989:	W, 66-65	at Knoxville, Tenn.
	W, 76-71	at Lexington
1990:	W, 95-83	at Lexington
	L, 102-100	at Knoxville, Tenn.
1991:	W, 78-74	at Knoxville, Tenn.
	W, 85-74	at Lexington
1992:	L, 107-85	at Knoxville, Tenn.
	W, 99-88	at Lexington
1993:	W, 84-70	at Lexington
	L, 78-77	at Knoxville, Tenn.
	W, 101-40	at Lexington (SEC)
1994:	W, 93-74	at Lexington
	W, 77-73	at Knoxville, Tenn.
1995:	W, 69-50	at Lexington
	W, 68-48	at Knoxville, Tenn.
1996:	W, 61-44	at Lexington
	W, 90-50	at Knoxville, Tenn.
1997:	W, 74-40	at Lexington
	W, 74-64	at Knoxville, Tenn.
1998:	W, 85-67	at Knoxville, Tenn.
	W, 80-74	at Lexington
1999:	L, 47-46	at Lexington
	L, 68-61	at Knoxville, Tenn.
2000:	W, 81-68	at Lexington
	L, 74-67	at Knoxville, Tenn.
2001:	W, 84-74	at Lexington
	W, 103-95	at Knoxville, Tenn.
2002:	L, 76-74 ^{OT}	at Knoxville, Tenn.
	W, 64-61	at Lexington
2003:	W, 74-71	at Knoxville, Tenn.
	W, 80-68	at Lexington
2004:	W, 69-68 ^{OT}	at Knoxville, Tenn.
	W, 92-60	at Lexington
2005:	W, 84-62	at Knoxville, Tenn.
	W, 73-61	at Lexington
	W, 76-62	at Atlanta (SEC)
2006:	L, 75-67	at Lexington
	W, 80-78	at Knoxville, Tenn.
2007:	W, 76-57	at Lexington
	L, 89-85	at Knoxville, Tenn.
2008:	W, 72-66	at Lexington
	L, 63-60	at Knoxville, Tenn.
2009:	W, 90-72	at Knoxville, Tenn.
	W, 77-58	at Lexington
2010:	W, 73-62	at Lexington
	L, 74-65	at Knoxville, Tenn.
	W, 74-45	at Nashville, Tenn. (SEC)
2011:	W, 73-61	at Lexington
	W, 64-58	at Knoxville, Tenn.

at Lexington: UK leads, 87-16
 at Knoxville, Tenn.: UK leads, 52-47
 at Neutral Sites: UK leads, 7-3
 at Atlanta: UK leads, 1-0
 at Birmingham, Ala.: UT leads, 1-0
 at Louisville: UK leads, 5-2
 at Nashville, Tenn.: UK leads, 1-0

UT-Martin (UK leads, 1-0)

Year	Score	Site
1995:	W, 124-50	at Lexington
at Lexington: UK leads, 1-0		

Tenn. State (UK leads, 4-0)

Year	Score	Site
1994:	W, 83-70	at St. Petersburg, Fla. (NCAA)
1999:	W, 97-47	at Lexington
2003:	W, 115-87	at Lexington
2008:	W, 102-58	at Lexington
at Lexington: UK leads, 3-0		
at Neutral Sites: UK leads, 1-0		
at St. Petersburg, Fla.: UK leads, 1-0		

Tenn. Tech (UK leads, 5-0)

Year	Score	Site
1990:	W, 111-75	at Lexington
1994:	W, 115-77	at Lexington
2004:	W, 108-81	at Lexington

2005: W, 92-63 at Lexington
 2008: W, 69-47 at Lexington
 at Lexington: UK leads, 5-0

Texas (UK leads, 1-0)

Year	Score	Site
1994:	W, 86-61	at Maui, Hawaii

at Neutral Sites: UK leads, 1-0
 at Maui, Hawaii: UK leads, 1-0

Texas A&M (UK leads, 2-1)

Year	Score	Site
1942:	W, 49-29	at Lexington
1947:	W, 83-18	at Lexington
1979:	L, 73-69	at Lexington (UKIT)

at Lexington: UK leads, 2-1

TCU (UK leads, 2-0)

Year	Score	Site
1977:	W, 103-53	at Lexington
1996:	W, 124-80	at Lexington

at Lexington: UK leads, 2-0

Texas State (UK leads, 1-0)

Year	Score	Site
1992:	W, 82-36	at Lexington

at Lexington: UK leads, 1-0

Texas Tech (UK leads, 4-0)

Year	Score	Site
1964:	W, 107-91	at Lexington
1966:	W, 89-73	at Lubbock, Texas
1987:	W, 66-60	at Lexington
1995:	W, 83-68	at Cincinnati

at Lexington: UK leads, 2-0
 at Lubbock, Texas: UK leads, 1-0
 at Neutral Sites: UK leads, 1-0
 at Cincinnati: UK leads, 1-0

Texas Southern (UK leads, 1-0)

Year	Score	Site
2008:	W, 83-35	at Lexington

at Lexington: UK leads, 1-0

Toledo (UK leads, 1-0)

Year	Score	Site
1985:	W, 63-54	at Lexington

at Lexington: UK leads, 1-0

Transylvania (Tied, 7-7)

Year	Score	Site
1903:	L, 42-22	at UK
1904:	L, 12-55	at Transylvania
1905:	L, 14-12	at Transylvania
	W, 30-29	at UK
	L, 22-1	at Transylvania
	L, 33-23	at UK
1906:	UK*	at Lexington YMCA
1907:	W, 16-14	at UK
	L, 19-5	at Transylvania
1908:	W, 20-15	at UK
	W, 20-15	at Transylvania
1911:	L, 23-18	at UK
	W, 22-19	at Transylvania
	W, 30-24	at UK

at UK: UK leads, 4-3
 at Transylvania: TU leads, 4-2
 at Neutral Sites: UK leads, 1-0
 *at Lexington YMCA: UK leads, 1-0

Tufts (UK leads, 1-0)

Year	Score	Site
1945:	W, 66-56	at New York (NCAA)

at Neutral Sites: UK leads, 1-0
 at New York: UK leads, 1-0

Tulane (UK leads, 41-5)

Year	Score	Site
1921:	W, 50-28	at Atlanta (SIAA)

1925:	W, 29-22	at Lexington
1929:	L, 34-22	at New Orleans
	W, 29-15	at Atlanta (So.Con.)
1932:	W, 50-30	at Atlanta (So.Con.)
1933:	W, 53-17	at Lexington
	W, 42-11	at Lexington
1934:	W, 32-22	at New Orleans
	W, 42-29	at New Orleans
1935:	W, 38-9	at New Orleans
	W, 52-12	at New Orleans
	W, 63-26	at New Orleans
	W, 55-12	at New Orleans
1936:	W, 49-24	at Lexington
	W, 39-21	at Lexington
1937:	L, 35-28	at New Orleans
	W, 28-25	at New Orleans
1938:	L, 38-36	at Baton Rouge, La. (SEC)
1941:	W, 59-30	at Louisville (SEC)
1943:	W, 48-31	at Louisville (SEC)
1944:	W, 62-46	at Louisville (SEC)
1947:	W, 64-35	at New Orleans
	W, 55-38	at Louisville (SEC)
1949:	W, 51-47	at Louisville
	W, 78-47	at New Orleans (Sugar)
	W, 68-52	at Louisville (SEC)
1951:	W, 104-68	at New Orleans
1952:	W, 103-54	at Lexington
	W, 85-61	at Louisville (SEC)
1954:	W, 94-43	at Lexington
1955:	W, 58-44	at New Orleans
1956:	W, 85-63	at Lexington
1957:	L, 68-60	at New Orleans
1958:	W, 86-50	at Lexington
1959:	W, 85-68	at New Orleans
1960:	W, 68-42	at Lexington
1961:	L, 72-70	at New Orleans
1962:	W, 97-72	at Lexington
1963:	W, 81-72	at New Orleans
1964:	W, 105-63	at Lexington
1965:	W, 102-72	at New Orleans
1966:	W, 103-74	at Lexington
1983:	W, 80-61	at Lexington (UKIT)
1995:	W, 82-60	at Memphis, Tenn. (NCAA)
2002:	W, 101-67	at Louisville
2003:	W, 76-60	at New Orleans

at Lexington: UK leads, 15-0
 at New Orleans: UK leads, 14-4
 at Neutral Sites: UK leads, 12-1
 at Atlanta: UK leads, 3-0
 at Baton Rouge, La.: TU leads, 1-0
 at Louisville: UK leads, 8-0
 at Memphis, Tenn.: UK leads, 1-0

Tulsa (UK leads, 5-0)

Year	Score	Site
1948:	W, 72-18	at Lexington
	W, 71-22	at Lexington
1949:	W, 81-27	at Lexington
1998:	W, 74-53	at Lexington
2002:	W, 87-82	at St. Louis (NCAA)

at Lexington: UK leads, 4-0
 at Neutral Sites: UK leads, 1-0
 at St. Louis: UK leads, 1-0

UAB (UAB leads, 3-2)

Year	Score	Site
1981:	W, 61-53	at Lexington (UKIT)
	L, 69-62	at Tuscaloosa, Ala. (NCAA)
2004:	L, 76-75	at Columbus, Ohio (NCAA)
2006:	W, 69-64	at Philadelphia (NCAA)
2008:	L, 79-76	at Louisville

at Lexington: UK leads, 1-0
 at Neutral Sites: UAB leads, 3-1
 at Birmingham, Ala.: UAB leads, 1-0
 at Columbus, Ohio: UAB leads, 1-0
 at Louisville: UAB leads 1-0
 at Philadelphia: UK leads, 1-0

UCLA (UK leads, 6-4)

Year	Score	Site
1952:	W, 84-53	at Lexington
1960:	W, 68-66	at Los Angeles
1961:	W, 77-76	at Lexington
1975:	L, 92-85	at San Diego (NCAA)
1995:	L, 82-81	at Anaheim, Calif.
1998:	W, 94-68	at St. Petersburg, Fla. (NCAA)
1999:	W, 66-62	at Bayamome, PR.
2001:	L, 97-92 ^{OT}	at New York
2004:	W, 52-50	at Anaheim, Calif.
2007:	L, 73-68	at Honolulu

at Lexington: UK leads, 2-0
 at Los Angeles: UK leads, 1-0
 at Neutral Sites: UCLA leads, 4-3
 at Anaheim, Calif.: Tied, 1-1
 at Bayamome, PR.: UK leads, 1-0
 at Honolulu: UCLA leads, 1-0
 at New York: UCLA leads, 1-0
 at San Diego: UCLA leads, 1-0
 at St. Petersburg, Fla.: UK leads, 1-0

UNLV (UK leads, 4-0)

Year	Score	Site
1978:	W, 92-70	at Lexington
1980:	W, 74-69	at Las Vegas
1985:	W, 64-61	at Salt Lake City (NCAA)
2009:	W, 70-60	at Lexington (NIT)

at Lexington: UK leads, 2-0
 at Las Vegas: UK leads, 1-0
 at Neutral Sites: UK leads, 1-0
 at Salt Lake City: UK leads, 1-0

Utah (UK leads, 9-2)

Year	Score	Site
1944:	W, 46-38	at New York (NIT)
1947:	L, 49-45	at New York (NIT)
1955:	W, 70-65	at Lexington (UKIT)
1977:	L, 70-68	at Lexington (UKIT)
1993:	W, 83-62	at Nashville, Tenn. (NCAA)
1996:	W, 101-70	at Minneapolis (NCAA)
1997:	W, 72-59	at San Jose, Calif. (NCAA)
1998:	W, 78-69	at San Antonio (NCAA)
2001:	W, 56-48	at Lexington (Pre-NIT)
2003:	W, 74-54	at Nashville, Tenn. (NCAA)
2005:	W, 62-52	at Austin, Texas (NCAA)

at Lexington: UK leads, 2-1
 at Neutral Sites: UK leads, 7-1
 at Austin, Texas: UK leads, 1-0
 at Minneapolis: UK leads, 1-0
 at Nashville, Tenn.: UK leads, 2-0
 at New York: Tied, 1-1
 at San Antonio: UK leads, 1-0
 at San Jose, Calif.: UK leads, 1-0

Utah State (UK leads, 1-0)

Year	Score	Site
1958:	W, 92-64	at Lexington

at Lexington: UK leads, 1-0

UTEP (UTEP leads, 1-0)

Year	Score	Site
1966:	L, 72-65	at College Park, Md. (NCAA)

at Neutral Sites: UTEP leads, 1-0
 at College Park, Md.: UTEP leads, 1-0
 * Formerly Texas Western

Valparaiso (UK leads, 1-0)

Year	Score	Site
2002:	W, 83-68	at St. Louis (NCAA)

at Neutral Sites: UK leads, 1-0
 at St. Louis: UK leads, 1-0

Vanderbilt (UK leads, 134-44)

Year	Score	Site
1912:	W, 28-17	at Lexington
	W, 22-18	at Lexington
1913:	L, 24-17	at Lexington

	W, 42-29	at Lexington
1915:	L, 39-34	at Lexington
	W, 36-24	at Lexington
1916:	L, 39-25	at Lexington
	L, 23-20	at Lexington
1919:	L, 36-26	at Lexington
1921:	W, 39-18	at Lexington
1922:	L, 22-12	at Nashville, Tenn.
1924:	W, 33-13	at Lexington
1926:	W, 30-20	at Lexington
1927:	L, 48-32	at Lexington
1928:	W, 43-23	at Lexington
	W, 54-29	at Nashville, Tenn.
1931:	W, 42-37	at Nashville, Tenn.
	W, 43-23	at Lexington
1932:	W, 61-37	at Nashville, Tenn.
	L, 32-31	at Lexington
1933:	W, 40-29	at Nashville, Tenn.
	W, 45-28	at Lexington
1934:	W, 48-26	at Nashville, Tenn.
	W, 47-27	at Lexington
1935:	W, 58-22	at Nashville, Tenn.
	W, 53-19	at Lexington
1936:	L, 33-24	at Nashville, Tenn.
	W, 61-41	at Lexington
1937:	W, 41-26	at Nashville, Tenn.
	W, 51-19	at Lexington
1938:	W, 42-19	at Nashville, Tenn.
	W, 48-24	at Lexington
1939:	W, 51-37	at Nashville, Tenn.
	W, 52-27	at Lexington
1940:	L, 40-32	at Nashville, Tenn.
	W, 43-38	at Lexington
	W, 44-34	at Knoxville, Tenn. (SEC)
1941:	W, 51-50	at Nashville, Tenn.
	W, 58-31	at Lexington
1943:	W, 39-38	at Lexington
	W, 54-43	at Nashville, Tenn.
1946:	W, 59-37	at Nashville, Tenn.
	W, 64-31	at Paducah, Ky.
1947:	W, 82-30	at Nashville, Tenn.
	W, 84-41	at Lexington
	W, 98-29	at Louisville (SEC)
1948:	W, 82-51	at Nashville, Tenn.
	W, 79-43	at Lexington
1949:	W, 72-50	at Nashville, Tenn.
	W, 70-37	at Lexington
1950:	W, 58-54	at Nashville, Tenn.
	W, 70-66	at Lexington
1951:	W, 74-49	at Nashville, Tenn.
	W, 89-57	at Lexington
	L, 61-57	at Louisville (SEC)
1952:	W, 88-51	at Nashville, Tenn.
	W, 75-45	at Lexington
1954:	W, 85-63	at Nashville, Tenn.
	W, 100-64	at Lexington
1955:	W, 75-71	at Nashville, Tenn.
	W, 77-59	at Lexington
1956:	L, 81-73	at Nashville, Tenn.
	W, 76-55	at Lexington
1957:	W, 91-83	at Nashville, Tenn.
	W, 80-65	at Lexington
1958:	W, 86-81	at Nashville, Tenn.
	W, 65-61	at Lexington
1959:	L, 75-66	at Nashville, Tenn.
	W, 83-71	at Lexington
1960:	W, 76-59	at Nashville, Tenn.
	W, 68-60	at Lexington
1961:	L, 64-62	at Nashville, Tenn.
	W, 60-59	at Lexington
	W, 88-67	at Knoxville, Tenn. (SEC)
1962:	W, 77-68	at Nashville, Tenn.
	W, 87-80	at Lexington
1963:	W, 106-82	at Nashville, Tenn.
	L, 69-67	at Lexington
1964:	L, 85-83	at Nashville, Tenn.
	W, 104-73	at Lexington
1965:	L, 97-79	at Lexington
	L, 91-90	at Nashville, Tenn.

1966:	W, 96-83	at Lexington
	W, 105-90	at Nashville, Tenn.
1967:	L, 91-89 ^{OT}	at Lexington
	L, 110-94	at Nashville, Tenn.
1968:	W, 94-78	at Nashville, Tenn.
	W, 85-80	at Lexington
1969:	W, 103-89	at Lexington
	L, 101-99	at Nashville, Tenn.
1970:	L, 89-81	at Nashville, Tenn.
	W, 90-86	at Lexington
1971:	W, 102-92	at Lexington
	W, 119-90	at Nashville, Tenn.
1972:	W, 106-80	at Lexington
	W, 85-80 ^{OT}	at Nashville, Tenn.
1973:	L, 76-75	at Nashville, Tenn.
	L, 83-76	at Lexington
1974:	L, 82-65	at Lexington
	L, 71-69	at Nashville, Tenn.
1975:	W, 91-90	at Nashville, Tenn.
	W, 109-84	at Lexington
1976:	W, 77-76	at Lexington
	L, 69-65	at Nashville, Tenn.
1977:	W, 64-62	at Nashville, Tenn.
	W, 113-73	at Lexington
1978:	W, 72-59	at Lexington
	W, 78-68	at Nashville, Tenn.
1979:	L, 68-58	at Nashville, Tenn.
	W, 96-70	at Lexington
1980:	W, 106-90	at Lexington
	W, 91-73	at Nashville, Tenn.
1981:	W, 78-64	at Nashville, Tenn.
	W, 80-48	at Lexington
	L, 60-55	at Birmingham, Ala. (SEC)
1982:	W, 67-58	at Lexington
	W, 73-69	at Nashville, Tenn.
1983:	W, 82-77	at Nashville, Tenn.
	W, 82-63	at Lexington
1984:	W, 67-46	at Lexington
	W, 58-54	at Nashville, Tenn.
1985:	W, 75-58	at Lexington
	W, 68-62	at Nashville, Tenn.
1986:	W, 80-71	at Nashville, Tenn.
	W, 73-65	at Lexington
1987:	W, 71-65	at Nashville, Tenn.
	W, 65-54	at Lexington
1988:	W, 81-74	at Lexington
	L, 83-66	at Nashville, Tenn.
1989:	W, 70-61	at Lexington
	L, 81-51	at Nashville, Tenn.
	L, 77-63	at Knoxville, Tenn. (SEC)
1990:	L, 92-85	at Nashville, Tenn.
	W, 100-73	at Lexington
1991:	W, 58-50	at Lexington
	L, 98-87	at Nashville, Tenn.
1992:	W, 84-71	at Nashville, Tenn.
	W, 80-56	at Lexington
	W, 76-57	at Birmingham, Ala. (SEC)
1993:	L, 101-86	at Nashville, Tenn.
	W, 82-67	at Lexington
1994:	W, 107-82	at Lexington
	W, 77-69	at Nashville, Tenn.
1995:	W, 81-68	at Lexington
	W, 71-60	at Nashville, Tenn.
1996:	W, 120-81	at Nashville, Tenn.
	W, 101-63	at Lexington
1997:	W, 58-46	at Cincinnati
	W, 82-79	at Nashville, Tenn.
1998:	W, 71-62	at Lexington
	W, 63-61	at Nashville, Tenn.
1999:	W, 73-57	at Nashville, Tenn.
	W, 88-63	at Lexington
2000:	W, 72-52	at Lexington
	W, 81-73 ^{OT}	at Nashville, Tenn.
2001:	W, 86-75	at Lexington
	W, 79-74	at Nashville, Tenn.
2002:	W, 67-59	at Lexington
	L, 86-73	at Nashville, Tenn.
2003:	W, 74-52	at Nashville, Tenn.
	W, 106-44	at Lexington

	W, 81-63	at New Orleans
2004:	W, 75-63	at Lexington
	L, 66-60	at Nashville, Tenn.
2005:	W, 69-54	at Lexington
	W, 84-70	at Nashville, Tenn.
2006:	L, 57-52	at Lexington
	L, 84-81	at Nashville, Tenn.
2007:	L, 72-67	at Lexington
	L, 67-65	at Nashville, Tenn.
2008:	W, 79-73 ^{OT}	at Lexington
	L, 93-52	at Nashville, Tenn.
2009:	W, 70-60	at Lexington
	L, 77-64	at Nashville, Tenn.
2010:	W, 85-72	at Lexington
	W, 58-56	at Nashville, Tenn.
2011:	L, 77-81	at Nashville, Tenn.
	W, 68-66	at Lexington

at Lexington: UK leads, 75-14
 at Nashville, Tenn.: UK leads, 52-27
 at Neutral Sites: UK leads, 7-3
 at Birmingham, Ala.: Tied, 1-1
 at Cincinnati: UK leads, 1-0
 at Knoxville, Tenn.: UK leads, 2-1
 at Louisville: Tied, 1-1
 at New Orleans: UK leads, 1-0
 at Paducah, Ky.: UK leads, 1-0

Vernon, Ind. (UK leads, 1-0)

Year	Score	Site
1906:	W, 34-14	at Vernon, Ind.

at Vernon, Ind.: UK leads, 1-0

Villanova (UK leads, 6-0)

Year	Score	Site
1949:	W, 85-72	at New York (NCAA)
1950:	W, 57-56 ^{OT}	at New Orleans (Sugar)
1983:	W, 93-79	at Lexington
1997:	W, 93-56	at Lexington
1998:	W, 79-63	at Philadelphia
2007:	W, 67-58	at Chicago (NCAA)

at Lexington: UK leads, 2-0
 at Philadelphia: UK leads, 1-0
 at Neutral Sites: UK leads, 4-0
 at Chicago: UK leads, 1-0
 at New Orleans: UK leads, 1-0
 at New York: UK leads, 1-0

Virginia (UK leads, 6-3)

Year	Score	Site
1914:	L, 39-23	at Charlottesville, Va.
1922:	L, 32-30 ^{OT}	at Charlottesville, Va.
1924:	W, 29-16	at Lexington
1928:	W, 31-28	at Charlottesville, Va.
1962:	W, 93-73	at Lexington
1964:	W, 75-64	at Lexington
1966:	W, 99-73	at Charlottesville, Va.
1967:	W, 104-84	at Lexington
2003:	L, 75-61	at Maui, Hawaii

at Lexington: UK leads, 4-0
 at Charlottesville, Va.: Tied, 2-2
 at Neutral Sites: UVA leads, 1-0
 at Maui, Hawaii: UVA leads, 1-0

Virginia Tech (UK leads, 3-1)

Year	Score	Site
1924:	W, 36-14	at Lexington
1956:	W, 56-55	at New Orleans (Sugar)
1963:	L, 80-77	at Lexington
1996:	W, 84-60	at Dallas (NCAA)

at Lexington: Tied, 1-1
 at Neutral Sites: UK leads, 2-0
 at Dallas: UK leads, 1-0
 at New Orleans: UK leads, 1-0

VMI (UK leads, 5-3)

Year	Score	Site
1915:	L, 32-18	at Lexington, Va.
1922:	L, 37-32	at Lexington, Va.
1926:	W, 32-25	at Atlanta (So.Con.)

1961:	W, 72-56	at Lexington, Ky.
1977:	W, 93-78	at College Park, Md. (NCAA)
1986:	W, 95-55	at Louisville
2002:	W, 99-57	at Lexington, Ky.
2008:	L, 111-103	at Lexington, Ky.
		at Lexington, Ky.: UK leads, 2-1
		at Lexington, Va.: VMI leads, 2-0
		at Neutral Sites: UK leads, 3-0
		at Atlanta: UK leads, 1-0
		at College Park, Md.: UK leads, 1-0
		at Louisville: UK leads, 1-0

Wabash (Tied, 1-1)

Year	Score	Site
1925:	L, 57-10	at Crawfordsville, Ind.
1947:	W, 96-24	at Lexington
		at Lexington: UK leads, 1-0
		at Crawfordsville, Ind.: WC leads, 1-0

Wake Forest (UK leads, 5-0)

Year	Score	Site
1953:	W, 101-69	at Lexington
1964:	W, 98-75	at Lexington (UKIT)
1993:	W, 103-69	at Charlotte, N.C. (NCAA)
1996:	W, 83-63	at Minneapolis (NCAA)
2010:	W, 90-60	at New Orleans (NCAA)
		at Lexington: UK leads, 2-0
		at Neutral Sites: UK leads, 3-0
		at Charlotte, N.C.: UK leads, 1-0
		at Minneapolis: UK leads, 1-0
		at New Orleans: UK leads, 1-0

Washington Univ. (UK leads, 2-0)

Year	Score	Site
1943:	W, 45-38	at Lexington
1948:	W, 69-39	at Memphis, Tenn.
		at Lexington: UK leads, 1-0
		at Neutral Sites: UK leads, 1-0
		at Memphis, Tenn.: UK leads, 1-0

Washington (UK leads, 2-0)

Year	Score	Site
1985:	W, 66-58	at Salt Lake City (NCAA)
2011:	W, 74-67	at Maui, Hawaii
		at Neutral Sites: UK leads, 2-0
		at Maui, Hawaii: UK leads, 1-0
		at Salt Lake City: UK leads, 1-0

Wash. & Lee (UK leads, 12-1)

Year	Score	Site
1922:	W, 21-20	at Lexington, Va.
1926:	W, 28-22	at Lexington, Ky.
		W, 44-34 at Lexington, Ky.
1927:	L, 36-34	at Lexington, Ky.
1928:	W, 34-28	at Lexington, Ky.
1929:	W, 31-30	at Lexington, Ky.
1930:	W, 28-26 ^{OT}	at Lexington, Ky.
1931:	W, 23-18	at Lexington, Ky.
1932:	W, 48-28	at Lexington, Ky.
1939:	W, 67-47	at Lexington, Ky.
1942:	W, 62-32	at Lexington, Ky.
1952:	W, 96-46	at Lexington, Ky.
1957:	W, 94-66	at Lexington, Ky.
		at Lexington, Ky.: UK leads, 11-1
		at Lexington, Va.: UK leads, 1-0

Wash. State (UK leads, 1-0)

Year	Score	Site
1975:	W, 97-75	at Lexington (UKIT)
		at Lexington: UK leads, 1-0

Wayne (UK leads, 1-0)

Year	Score	Site
1956:	W, 84-64	at Iowa City, Iowa (NCAA)
		at Neutral Sites: UK leads, 1-0
		at Iowa City, Iowa: UK leads, 1-0

W. Carolina (UK leads, 2-0)

Year	Score	Site
1989:	W, 78-60	at Lexington
1997:	W, 82-55	at Lexington
		at Lexington: UK leads, 2-0

Western Ky. (UK leads, 3-2)

Year	Score	Site
1971:	L, 107-83	at Athens, Ga. (NCAA)
1986:	W, 71-64	at Charlotte, N.C. (NCAA)
1991:	W, 84-70	at Lexington
1992:	W, 93-83	at Lexington
2002:	L, 64-52	at Lexington
		at Lexington: UK leads, 2-1
		at Neutral Sites: Tied, 1-1
		at Athens, Ga.: WKU leads, 1-0
		at Charlotte, N.C.: UK leads, 1-0

Western Ont. (UK leads, 4-0)

Year	Score	Site
1946:	W, 51-42	at Lexington
		W, 71-28 at Lexington
1948:	W, 98-41	at Lexington
1950:	W, 90-18	at Lexington
		at Lexington: UK leads, 4-0

W. Texas St. (UK leads, 2-0)

Year	Score	Site
1951:	W, 73-43	at Lexington
1979:	W, 121-67	at Lexington
		at Lexington: UK leads, 2-0

West Virginia (UK leads, 14-5)

Year	Score	Site
1924:	W, 24-21	at Lexington
1925:	W, 29-19	at Lexington
1927:	W, 44-26	at Lexington
1940:	L, 47-38	at Lexington
1941:	W, 46-34	at Lexington
		L, 56-43 at Morgantown, W.Va.
1946:	W, 59-51	at New York (NIT)
1958:	L, 77-70	at Lexington (UKIT)
1959:	W, 97-91	at Lexington (UKIT)
1960:	L, 79-70	at Lexington (UKIT)
1963:	W, 79-75	at Lexington (UKIT)
1965:	W, 102-78	at Lexington (UKIT)
1970:	W, 106-87	at Lexington
1971:	W, 106-100	at Morgantown, W.Va.
1992:	W, 106-80	at Lexington
2006:	W, 80-66	at Kansas City, Mo.
2008:	W, 54-43	at Las Vegas
2010:	L, 73-66	at Syracuse, N.Y. (NCAA)
2011:	W, 71-63	at Tampa, Fla. (NCAA)
		at Lexington: UK leads, 9-3
		at Morgantown, W.Va.: Tied, 1-1
		at Neutral Sites: UK leads, 4-1
		at Kansas City, Mo.: UK leads, 1-0
		at Las Vegas: UK leads, 1-0
		at New York: UK leads, 1-0
		at Syracuse, N.Y.: WV leads, 1-0
		at Tampa, Fla.: UK leads, 1-0

William & Mary (UK leads, 1-0)

Year	Score	Site
2005:	W, 92-47	at Lexington
		at Lexington: UK leads, 1-0

Winthrop (UK leads, 2-0)

Year	Score	Site
2004:	W, 65-44	at Lexington
2011:	W, 89-52	at Lexington
		at Lexington: UK leads, 2-0

Wisconsin (UK leads, 3-1)

Year	Score	Site
1963:	W, 108-85	at Lexington (UKIT)
1969:	L, 69-65	at Chicago
1977:	W, 72-64	at Lexington
2003:	W, 63-57	at Minneapolis (NCAA)
		at Lexington: UK leads, 2-0

at Neutral Sites: Tied, 1-1

		at Chicago: UW leads, 1-0
		at Minneapolis: UK leads, 1-0

Wis.-Green Bay (UK leads, 1-0)

Year	Score	Site
1996:	W, 74-62	at Lexington
		at Lexington: UK leads, 1-0

Wright Field (UK leads, 1-0)

Year	Score	Site
1944:	W, 61-28	at Lexington
		at Lexington: UK leads, 1-0

Wright State (UK leads, 3-0)

Year	Score	Site
1993:	W, 81-65	at Lexington
1997:	W, 90-62	at Lexington
1999:	W, 97-75	at Cincinnati
		at Lexington: UK leads, 2-0
		at Neutral Sites: UK leads, 1-0
		at Cincinnati: UK leads, 1-0

Wyoming (UK leads, 2-0)

Year	Score	Site
1945:	W, 50-46	at Buffalo, N.Y.
1984:	W, 66-40	at Lexington (UKIT)
		at Lexington: UK leads, 1-0
		at Neutral Sites: UK leads, 1-0
		at Buffalo, N.Y.: UK leads, 1-0

Xavier (UK leads, 37-2)

Year	Score	Site
1935:	W, 40-27	at Cincinnati
		W, 46-29 at Lexington
1936:	W, 36-32	at Cincinnati
		W, 49-40 at Lexington
1937:	W, 34-28 ^{OT}	at Cincinnati
		W, 23-15 at Lexington
1938:	L, 39-32	at Cincinnati
		W, 45-29 at Lexington
1939:	W, 41-31	at Cincinnati
		W, 43-23 at Lexington
1940:	W, 42-41	at Cincinnati
		W, 37-29 at Lexington
1941:	W, 48-43	at Cincinnati
		L, 49-44 at Lexington
1942:	W, 40-39	at Cincinnati
		W, 44-36 at Lexington
1943:	W, 43-38	at Lexington
		W, 48-36 at Lexington
1946:	W, 62-36	at Cincinnati
		W, 83-40 at Lexington
1947:	W, 71-34	at Lexington
		W, 58-31 at Cincinnati
1948:	W, 79-37	at Lexington
		W, 59-37 at Cincinnati
1949:	W, 96-50	at Lexington
		W, 51-40 at Cincinnati
1950:	W, 58-47	at Cincinnati
		W, 58-53 at Lexington
1951:	W, 67-56	at Cincinnati
		W, 78-51 at Lexington
1952:	W, 97-72	at Cincinnati
		W, 83-50 at Lexington
1954:	W, 81-66	at Cincinnati
		W, 77-71 at Lexington
1955:	W, 73-69	at Cincinnati
		W, 66-55 at Lexington
1963:	W, 90-76	at Lexington
1968:	W, 111-76	at Lexington
1969:	W, 115-77	at Lexington
		at Lexington: UK leads, 21-1
		at Cincinnati: UK leads, 16-1

Yale (UK leads, 1-0)

Year	Score	Site
1962:	W, 79-58	at Lexington
		at Lexington: UK leads, 1-0

UK BESTS VS. SEC OPPONENTS

VS. ALABAMA

Most Points: 111 in Lexington, 2/26/73 (W, 111-95)
Largest UK margin of Victory: 42 in Lexington, 2/14/49 (W, 74-32)
Times scored 100 pts.: 6, Last 2/12/92 in Lexington, Ky. (W, 107-83)
Overtime games: 2-0, Last time 1/27/69 (W, 83-70)
Most Points (Individual): 47 by Dan Issel, 2/23/70 (W, 98-89)
Most Rebounds (Indiv.): 18 by Kevin Grevey, 1/20/75 (W, 74-69)
Most Assists: 10 by Ed Davender, 2/13/88 (W, 82-68)
Most Steals: 5 by John Pelphrey, 1/17/90 (W, 82-65)
Most Blocked Shots: 6 by Jamaal Magloire, 2/19/97 (W, 75-61)
Most 3-Point FG: 7 by Patrick Sparks, 2/26/05 (W, 78-71)
Most Points by Alabama: 101 in Montgomery, Ala., 2/25/56 (L, 101-77)

VS. ARKANSAS

Most Points: 99 in Atlanta, Ga., 3/7/98 (W, 99-74)
Largest UK margin of Victory: 37 in Lexington, 12/13/48 (76-39)
Times scored 100 pts.: 1, Last 1/23/10 in Lexington, Ky. (W, 101-70)
Overtime games: 2-1, Last time 2/23/11 (L, 76-77)
Most Points (Individual): 45 by Jodie Meeks, 2/14/09 (W, 79-63)
Most Rebounds (Indiv.): 20 by Jared Prickett, 2/9/94 (L, 90-82)
Most Assists: 11 by Cliff Hawkins, 2/18/04 (W, 73-56)
Most Steals: 5 by Rajon Rondo, 1/29/06 (W, 78-76);
 5 by Wayne Turner, 1/26/97 (W, 83-73)
Most Blocked Shots: 5 by Perry Stevenson, 2/14/09 (W, 79-63)
Most 3-Point FG: 7 by Jodie Meeks, 2/14/09 (W, 79-63)
Most Points by Arkansas: 105 in Lexington, 1/25/92 (L, 105-88)

VS. AUBURN

Most Points: 119 in Lexington, 2/10/75 (W, 119-76)
Largest UK margin of Victory: 68 in Louisville, Ky., 2/28/47 (84-18)
Times scored 100 pts.: 13, Last 3/21/91 in Lexington, Ky. (W, 114-93)
Overtime Games: 2-3, Last time 2/2/85 (W, 49-47)
Most Points (Individual): 42 by Dan Issel, 3/2/70 (W, 102-81)
Most Rebounds (Indiv.): 19 by Johnny Cox, 2/24/58 (L, 64-63);
 19 by Jim Andrews, 2/5/73 (W, 88-57)
Most Assists: 13 by Dirk Minnefield, 2/3/82 (L, 83-81 OT)
Most Steals: 5 by Jared Prickett, 3/7/97 (W, 92-50)
Most Blocked Shots: 6 by Melvin Turpin, 2/12/83 (W, 71-69);
 6 by Reggie Hanson, 1/24/90 (L, 74-70)
Most 3-Point FG: 6 by Rex Chapman, 1/3/87 (W, 63-60)
Most Points by Auburn: 99 in Auburn, Ala., 2/11/74 (L, 99-97 OT)

VS. FLORIDA

Most Points: 110 in Lexington, Ky. 2/14/70 (W, 110-66)
Largest UK margin of Victory: 56 in Louisville, Ky., 3/4/48 (87-31)
Times scored 100 pts.: 5, Last 3/8/96 in New Orleans, La., (W, 100-76)
Overtime Games: 0-1, Last time 1/19/08 (L, 81-70)
Most Points (Individual): 37 by Dan Issel (Two times: 1/10/70 & 2/14/70)
Most Rebounds (Indiv.): 24 by Dan Issel, 12/4/67 (W, 99-76)
Most Assists: 9 by Kevin Galloway, 2/10/09 (W, 68-65)
Most Steals: 6 by Anthony Epps, 2/15/97 (W, 85-56)



Jodie Meeks scored 45 points at Arkansas, the most points by a Wildcat against the Razorbacks.



Rajon Rondo had five steals against Arkansas in 2006. That tied the UK record for most steals against the Razorbacks.

Most Blocked Shots: 11 by Dicky Beal, 2/13/84 (W, 67-65)
Most 3-Point FG: 8 by Cameron Mills, 2/1/98 (L, 86-78)
Most Points by Florida: 95 in Gainesville, Fla., 2/4/06 (L, 95-80)

VS. GEORGIA

Most Points: 143 in Louisville, Ky., 2/27/56 (W, 143-66)
Largest UK margin of Victory: 77 in Louisville, Ky., 2/27/56 (143-66)
Times scored 100 pts.: 11, Last 2/15/71 in Athens, Ga., (W, 107-95)
Overtime Games: 5-3, Last 3/15/08 in Atlanta, Ga., (L, 60-56)
Most Points (Individual): 42 by Melvin Turpin, 3/8/84 (W, 92-79)
Most Rebounds (Indiv.): 23 by Mike Phillips, 2/9/76 (L, 86-81)
Most Assists: 10 by Kyle Macy, 2/27/78 (W, 78-67)
 10 by Roger Harden, 1/28/84 (W, 64-40);
 10 by Dicky Beal, 3/8/84 (W, 92-79);
 10 by Roger Harden, 2/24/85 (L, 79-77)
Most Steals: 6 by Reggie Hanson, 2/3/90 (W, 88-77);
 6 by Jamal Mashburn, 2/3/91 (W, 96-84)
Most Blocked Shots: 8 by Patrick Patterson, 3/4/09 (L, 90-85)
Most 3-Point FG: 5 by Derrick Miller (5-7), 12/30/86 (L, 69-65);
 5 by Tony Delk (5-7), 1/8/94 (L, 94-90);
 5 by Michael Porter (5-8), 3/4/09 (L, 90-85)
Most Points by Georgia: 106 in Athens, Ga., 1/3/90 (L, 106-91)

VS. LSU

Most Points: 129 in Baton Rouge, La., 1/16/96 (W, 129-97)
Largest UK margin of Victory: 47 in Lexington, 3/4/95 (127-80)
Times scored 100 pts.: 17, Last 1/16/96 in Baton Rouge, La. (W, 129-97)
Overtime Games: 2-1, Last 3/12/05 (W, 79-78)
Most Points (Individual): 51 by Dan Issel, 2/21/70 (W, 121-105)
Most Rebounds (Indiv.): 29 by Dan Issel, 2/22/69 (W, 103-89)
Most Assists: 13 by Anthony Epps, 3/4/95 (W, 127-80)
Most Steals: 7 by John Pelphrey, 2/15/90 (W, 100-95)
Most Blocked Shots: 9 by Andre Riddick, 3/14/93 (W, 82-65)
Most 3-Point FG: 7 by Jeff Brassow, 1/13/90 (L, 94-81)
Most Points by LSU: 107 in Baton Rouge, La., 2/5/91 (L, 107-88)

VS. MISSISSIPPI STATE

Most Points: 118, in Starkville, Miss., 3/8/75 (W, 118-80)
Largest UK margin of Victory: 44, in Lexington, 2/11/52 (110-66)
Times scored 100 pts.: 11, Last in Lexington, 12/4/89 (W, 102-97)
Overtime Games: 5-3, Last 3/14/10 (W, 75-74 OT)
Most Points (Individual): 34 by Jim Andrews, 1/10/72 (W, 104-76)
Most Rebounds (Indiv.): 21 Jim Andrews, 2/12/73 (W, 100-87 OT)
Most Assists: 13 by Dirk Minnefield, 1/23/80 (W, 89-67)
Most Steals: 8 by Rajon Rondo, 2/19/05 (W, 94-78)
Most Blocked Shots: 6 by Marquis Estill, 1/5/02 (L, 74-69 OT)
Most 3-Point FG: 6 by Derek Anderson, 1/7/97 (W, 90-61)
Most Points by Miss. State: 97 in Lexington, 12/4/89 (W, 102-97)

VS. OLE MISS

Most Points: 121 in Lexington, 2/6/71 (W, 121-86)
Largest UK margin of Victory: 58 in Owensboro, Ky., 1/3/52 (116-58)
Times scored 100 pts.: 10, Last in Lexington, 1/24/77 (W, 100-73)
Overtime Games: n/a

Most Points (Individual): 53 by Dan Issel, 2/7/1970 (W, 120-85)
Most Rebounds (Indiv.): 30 by Cotton Nash, 2/8/64 (W, 102-59)
Most Assists: 12 by Rajon Rondo, 2/22/06 (W, 80-40)
Most Steals: 7 by Reggie Hanson, 2/16/91 (W, 89-77)
Most Blocked Shots: 6 by Walter McCarty, 1/6/96 (W, 90-60)
Most 3-Point FG: 6 by John Pelphrey, 1/16/91 (W, 95-85)
Most Points by Ole Miss: 95 in Oxford, Miss., 1/2/71 (W, 103-95)

VS. SOUTH CAROLINA

Most Points: 126 in Lexington, 12/10/79 (W, 126-81)
Largest UK margin of Victory: 45 in Lexington, 12/10/79 (126-81)
Times scored 100 pts.: 2, Last in Columbia, SC, 1/23/93 (W, 108-82)
Overtime Games: 0-1, Last 2/4/97 (L, 84-79)
Most Points (Individual): 35 by Joe Crawford, 3/5/08 (W, 71-63)
Most Rebounds (Indiv.): 17 by Jared Prickett, 1/26/94 (W, 79-67)
Most Assists: 12 by Anthony Epps, 2/1/95 (W, 90-72);
 12 by Allen Edwards, 1/13/98 (W, 91-70)
Most Steals: 5 by Athony Epps, 2/1/95 (W, 90-72)
Most Blocked Shots: 4 by Sam Bowie, 12/10/79 (W, 126-81);
 4 by Jamaal Magloire, 2/28/98 (W, 69-57);
 4 by Jamaal Magloire, 2/5/00 (W, 76-63);
 4 by Perry Stevenson, 1/31/09 (L, 78-77);
 4 by Patrick Patterson, 2/25/10 (W, 82-61)
Most 3-Point FG: 6 by Jeff Sheppard, 2/28/98 (W, 69-57)
 6 by Darius Miller, 2/19/11 (W, 90-59)
Most Points by S. Carolina: 84 in Columbia, S.C., 2/4/97 (L, 84-79 OT)

VS. TENNESSEE

Most Points: 104 in Lexington, 3/5/55 (W, 104-61)
Largest UK margin of Victory: 61 in Lexington, 3/12/93 (101-40)
Times scored 100 pts.: 5, Last in Knoxville, Tenn., 2/14/01 (W, 103-95)
Overtime Games: 5-7, Last 3/11/05 (W, 69-68)
Most Points (Individual): 54 by Jodie Meeks, 1/13/09 (W, 90-72)
Most Rebounds (Indiv.): 28 by Mike Phillips, 1/10/76 (L, 90-88 OT)
Most Assists: 12 by Roger Harden, 2/28/85 (W, 92-67)
Most Steals: 7 by Jared Prickett, 2/12/93 (W, 101-40)
Most Blocked Shots: 5 by John Pelphrey, 1/20/90 (W, 95-83);
 5 by Nazr Mohammed, 2/11/98 (W, 80-74)
Most 3-Point FG: 10 by Jodie Meeks, 1/13/09 (W, 90-72)
Most Points by Tennessee: 107 in Knoxville, Tenn., 1/21/92 (L, 107-85)

VS. VANDERBILT

Most Points: 120 in Nashville, Tenn., 2/7/96 (W, 120-81)
Largest UK margin of Victory: 69 in Louisville, Ky., 2/27/47 (98-29)
Times scored 100 pts.: 16, Last in Lexington, 3/5/03 (W, 106-44)
Overtime Games: 4-1, Last 1/12/08 (W, 79-73)
Most Points (Individual): 42 by Louie Dampier, 2/2/66 (W, 105-90)
Most Rebounds (Indiv.): 22 by Dan Issel, 1/6/68 (W, 94-78)
Most Assists: 10 by Dirk Minnefield, 1/23/82 (W, 67-58);
 10 by Anthony Epps, 2/22/97 (W, 82-79)
Most Steals: 6 by Jamal Mashburn, 1/15/92 (W, 84-71)
Most Blocked Shots: 8 by Andre Riddick, 12/17/93 (W, 97-61)
Most 3-Point FG: 6 by Travis Ford, 1/13/93 (L, 101-86)
Most Points by Vanderbilt: 110 in Nashville, Tenn., 3/4/67 (L, 110-94)

UNPARALLELED TRADITION

FEBRUARY 18, 1903

State College (Kentucky) records its first win, an 11-10 decision over Lexington YMCA. The Wildcats finished that first season with a 1-2 record.

FEBRUARY 18, 1909

With a 28-23 win over Cincinnati, Kentucky clinched its first winning season in school history. Following a "Senior Day" loss to Central University, the Wildcats ended the year with a 5-4 record.

JANUARY, 1910

E. R. Sweetland signs a three-year pact as State's Director of Athletics and its first basketball coach.

MARCH 1, 1912

Kentucky defeats Georgetown College, 19-18, to complete the season with a perfect 9-0 record and earn its first title as Southern Champions.

MARCH 1, 1921

Kentucky upsets Tulane, Mercer, Mississippi A&M and Georgia to win the first Southern Intercollegiate Athletic Association basketball championship. Hundreds of Wildcats fans await "play-by-play" via telegraph, and greet the team's train with a celebration and parade in downtown Lexington. It is believed to be the first college basketball tournament ever played.

SPRING, 1921

Basil Hayden becomes UK's first All-America basketball player.

JANUARY 26, 1921

The Wildcats beat Cincinnati, 26-19, for their 100th victory.

DEC. 13, 1924

The Wildcats defeat Cincinnati in their first game in the new, 2,800-seat, \$100,000 Alumni Gymnasium.

MARCH 21, 1930

A Freeport, Ill., high school coach named Adolph Rupp is named head basketball coach at the University of Kentucky.

DEC. 18, 1930

UK defeats Georgetown College, 67-19, for the first of Adolph Rupp's 876 victories.

FEB. 28, 1933

UK wins the first Southeastern Conference Tournament Championship by defeating Mississippi State, 46-27, in Atlanta.

FEB. 17, 1934

UK establishes a national record with its 23rd consecutive win (47-27 over Vanderbilt). Near riot erupts as fans vie for seats in Alumni Gym.

FEB. 14, 1938

Joe Hagan's 48-foot shot with 12 seconds left lifts the Wildcats over Marquette, 35-33. After the game, Gov. A. B. "Happy" Chandler pounds a nail into the floor to mark the spot where the shot was taken.

MARCH 20, 1942

After winning its sixth SEC championship, UK wins its first NCAA Tournament game, 46-44, over Illinois.

MARCH 20, 1946

UK wins Rupp's first national title, with a 46-45 victory over Rhode Island.

MARCH 24, 1947

Before a Madison Square Garden record crowd of 18,493, Wat Misaka held Ralph Beard to two points and Utah ended the Wildcats' bid for back-to-back NIT Championships.

MARCH 23, 1948

Adolph Rupp's "Fabulous Five" wins UK's first NCAA Championship, 58-42, over Baylor. The team is met in Lexington by 15,000 fans and given a parade on a fire truck.

AUGUST 13, 1948

The U.S. Olympic basketball team, featuring Kentucky's "Fabulous Five," wins the gold medal by defeating France, 64-21, at Wembley Stadium in London.

MARCH 8, 1949

Kentucky ends the year ranked No. 1 in the first season of the Associated Press basketball poll.

MARCH 26, 1949

UK wins its second consecutive NCAA championship, defeating Oklahoma A&M, 46-36, in Seattle.

DEC. 1, 1950

UK plays its first game in the new, \$3.9 million, 11,500-seat Memorial Coliseum. Skeptics label the building a "white elephant."

MARCH 27, 1951

UK wins its third NCAA title, defeating Kansas State, 68-58, in the finals in Minneapolis.

1952-53

UK's season is suspended by the NCAA.

DEC. 5, 1953

Cawood Ledford broadcasts his first game as the radio "Voice of the Wildcats."

MARCH 9, 1954

Kentucky beats LSU, 63-56, in an SEC playoff game to cap a perfect 25-0 season and finish with the nation's No. 1 ranking.

JAN. 8, 1955

Fans are stunned as Georgia Tech defeats UK, 59-58, in Memorial Coliseum, ending a 129-game home winning streak that still stands as a national record.

DEC. 7, 1957

What was then referred to as "the longest game in UK history" proves fruitful for the Wildcats as they defeat Temple 85-83 in three overtimes. Vernon Hatton scores UK's final six points to edge the Owls.

MARCH 21, 1958

In the Wildcats' first game in Freedom Hall Vernon Hatton's layup with 17 seconds left pushes the Wildcats past Temple, 61-60, and into the NCAA Championship game.

MARCH 22, 1958

UK wins its fourth NCAA title by defeating Seattle, 84-72, in Louisville. The "Fiddlin' Five" was led by Vernon Hatton's 30 points. The win gave Rupp his most coveted title, the one he vowed to win after the NCAA had suspended UK's 1953 season.

MARCH 19, 1966

In one of the biggest upsets in NCAA Tournament history, top-ranked UK, featuring "Rupp's Runts," loses in the NCAA Championship game, 72-65, to Texas Western.

JAN. 27, 1968

At the time, it was believed that Adolph Rupp became college basketball's all-time winningest coach when the Wildcats overcame a record-setting 52-point performance by LSU's Pete Maravich to defeat the Tigers, 121-95. Years later, it was discovered that he had achieved that feat on Feb. 18, 1967, with a 103-74 win over Mississippi State.

JAN. 18, 1969

On the road against its long-time rival, UK became the first team in college basketball history to win 1,000 games, defeating Tennessee, 69-66.

JUNE 9, 1969

Tom Payne, a seven-foot All-American from Louisville, becomes the first black player to sign with the University of Kentucky.

FEB. 28, 1970

Dan Issel becomes UK's first player to score 2,000 career points as UK defeats Vanderbilt, 90-86.

MARCH 14, 1970

Dan Issel scores his 2,138th point, etching his name into the record book as UK's all-time leading scorer. The top-ranked Wildcats are upset by Jacksonville, 106-100, in the NCAA Tournament.

MARCH 18, 1972

Adolph Rupp coaches his last game at UK, a 73-54 loss to Florida State in the NCAA Tournament.

DEC. 2, 1972

Joe B. Hall coaches his first game as head coach at UK, a 75-66 win at Michigan State. UK goes on to win the SEC Championship and finish 22-8 during Hall's inaugural season.

MARCH 22, 1975

UK upsets undefeated Indiana in the Mideast Regional semifinals to earn a trip to the Final Four. Before the title game with UCLA, legendary coach John Wooden announces his retirement. The Bruins go on to defeat UK, 92-85, on March 31.

MARCH 8, 1976

Jack Givens keys a late rally as UK outlasts Mississippi State, 94-93 in overtime, in the last game played at Memorial Coliseum.

MARCH 21, 1976

UK wins its second NIT Championship by defeating North Carolina-Charlotte, 71-67 in New York.

NOV. 27, 1976

UK defeats Wisconsin, 72-64, in the new, 23,000-seat, \$53 million Rupp Arena. Rick Robey scores the first field goal in Rupp with 19:30 left to play in the first half.

DEC. 10, 1977

As top-ranked UK is defeating Kansas on "Adolph Rupp Night" in Allen Field House on Naismith Drive in

Lawrence, Kansas, Rupp dies. Thousands would participate in the funeral procession in Lexington.

MARCH 27, 1978

Jack "Goose" Givens scores 41 points as UK wins its fifth NCAA Championship, 94-88, over Duke in St. Louis. More than 10,000 fans greet the team at Blue Grass Airport and 15,000 more celebrate at Memorial Coliseum.

MARCH 26, 1983

In the first meeting between the schools in 24 years, Louisville defeats UK 80-68 in overtime to earn a trip to the Final Four.

MARCH 31, 1984

Georgetown outscores UK 23-2 at the start of the second half to defeat the Wildcats, 53-40, in the NCAA semifinal game in Seattle.

MARCH 22, 1985

Joe B. Hall announces his retirement after UK loses to St. John's, 86-70, in the NCAA West Regional in Denver.

Nov. 22, 1985

Eddie Sutton coaches his first game at Kentucky, a 77-58 win over Northwestern (La.) State.

Dec. 29, 1986

Following the Wildcats' 85-51 win at Louisville on Dec. 27, more than 19,000 fans filled Freedom Hall for a Kentucky practice to usher in the era of school-boy legend Rex Chapman.

MARCH 10, 1989

Kentucky finishes the year with a 13-19 record, its first losing mark in 61 seasons.

MARCH 19, 1989

In the wake of an NCAA investigation, Eddie Sutton resigns as UK basketball coach.

MAY 19, 1989

The NCAA places Kentucky's basketball program on probation.

JUNE 2, 1989

Rick Pitino is named head basketball coach at Kentucky.

JUNE 13, 1990

Rick Pitino makes history by naming Bernadette Locke, a former assistant for the Georgia Lady Bulldogs basketball team, to his coaching staff at Kentucky.



MARCH 2, 1991

Before a crowd of 24,310 at Rupp Arena, Kentucky defeats Auburn, 114-93, to claim the best record in the Southeastern Conference and end its two-year probation.

MARCH 15, 1992

Eligible for postseason play for the first time in three years, Kentucky dominates Alabama, 80-54, to take its 16th SEC Tournament Championship.

MARCH 28, 1992

In what many called the “best NCAA Tournament game ever,” Kentucky takes defending NCAA champion Duke into overtime before losing 104-103 in the East Regional finals in Philadelphia. A last-second shot by Christian Laettner sends Duke to the Final Four, and breaks the hearts of Wildcat fans everywhere. It is Cawood Ledford’s last game as the “Voice of the Wildcats.”

APRIL 3, 1993

Kentucky faces Michigan in the NCAA semifinals, marking UK’s 10th Final Four appearance. An 81-78 overtime loss to the Wolverines ended Kentucky’s season at 30-4 and marked All-American Jamal Mashburn’s last game in UK blue.

FEB. 15, 1994

Trailing by 31 points with 15:34 remaining in the game at LSU, the Wildcats pull off a “Mardi Gras” miracle. Connecting on 11 three-pointers and outscoring the Bayou Bengals 62-27 during the final 15:34, UK storms back to a 99-95 victory – the greatest comeback in UK history.

MARCH 2, 1996

With a 101-63 victory over Vanderbilt in Rupp Arena on Senior Day, UK became the first team in 40 years to finish with a perfect record in the SEC, a 16-0 sweep. It was the Wildcats’ 25th win in a row, tying the school record for consecutive wins in a season. Two games later, they set the new record at 27 games.

APRIL 1, 1996

After avenging an early season loss to UMass with a win in the NCAA semifinals two days before, UK squashes a late Syracuse rally to win its sixth national title, 76-67.

MAY 20, 1996

The championship squad makes an official visit to the White House at the invitation of President Clinton. Tony Delk and Mark Pope present President Clinton and Vice President Al Gore with UK jerseys.

MARCH 31, 1997

Despite losing its star, Derek Anderson, to a knee injury on Jan. 18, UK returns to defend its NCAA title in the National Championship game, falling in overtime to Arizona, 84-79. It would be the final game with Rick Pitino as coach.

MAY 6, 1997

Rick Pitino announces his resignation at Kentucky to take the challenge of rebuilding the NBA’s most storied franchise, the Boston Celtics.

MAY 12, 1997

UK’s director of athletics, C.M. Newton, introduced Orlando “Tubby” Smith as head coach.

NOV. 20, 1997

It was the dawning of an era as new head coaches Tubby Smith and Morehead State’s Kyle Macy tipped off the season in Rupp Arena. Smith won his first game at UK, 88-49, over the former UK All-American and his Eagles.

MARCH 22, 1998

In one of the most anticipated matchups of the NCAA Tournament, UK roars back from a 17-point deficit with 9:38 remaining to defeat Duke, 86-84. The victory buried the nightmare of UK-Duke ’92 and advanced the Wildcats to their third straight Final Four.

MARCH 30, 1998

The “Comeback Cats” rallied from a 10-point halftime deficit to defeat Utah, 78-69, winning UK’s second national title in three years, its seventh overall.

SEPT. 5, 2001

After a long illness, Cawood Ledford dies at his home in Harlan. A planned tribute at Rupp Arena was canceled following the “9/11” terrorists attacks.

DEC. 8, 2001

Kentucky beats North Carolina for the Cats’ 1,800th victory, the first college basketball team to reach that milestone.

MARCH 16, 2003

After running the table in regular-season Southeastern Conference play, Kentucky defeats Mississippi State, 64-57, in the finals of the SEC Tournament to secure its 24th league tourney crown and complete a 19-0 season sweep of conference opponents. It marked the first time the feat had been accomplished in 51 seasons.

APRIL 6, 2007

Billy Gillispie is named Kentucky’s new head basketball coach. He is introduced to a crowd of more than 4,000 fans at a pep rally announcing his hiring. Gillispie replaced

Tubby Smith, who left after 10 seasons at the helm of Kentucky basketball to become the head coach at Minnesota.

MARCH 31, 2008

Long time Kentucky basketball manager Bill Keightley passed away at the age of 81 in Cincinnati. Affectionately known as “Mr. Wildcat”, he had been associated with the Wildcats’ basketball program since 1962. Keightley, who manned the “Bill Keightley Equipment Room” in Memorial Coliseum, was as much a fixture around UK basketball as the seven national championship trophies on display in the Joe Craft Center. A crowd of more than 3,000 payed their respects at a tribute to Mr. Keightley held in Rupp Arena. Former players, coaches and managers traveled from across the country to eulogize him.

JANUARY 13, 2009

Kentucky has its fair share of record-breaking individual performances, but it had never experienced a night quite like the one Jodie Meeks had against Tennessee. Meeks rewrote the record books, pouring in 54 points on 15-of-22 shooting in a 90-72 win. Meeks’ historic night broke Dan Issel’s 39-year school record for most points in a single game.

APRIL 1, 2009

The University of Kentucky named John Calipari the 22nd coach in UK basketball history.

DECEMBER 21, 2009

Kentucky became the first program in college basketball history to reach the 2,000-win plateau. The Wildcats defeated Drexel 88-44 to achieve the milestone.

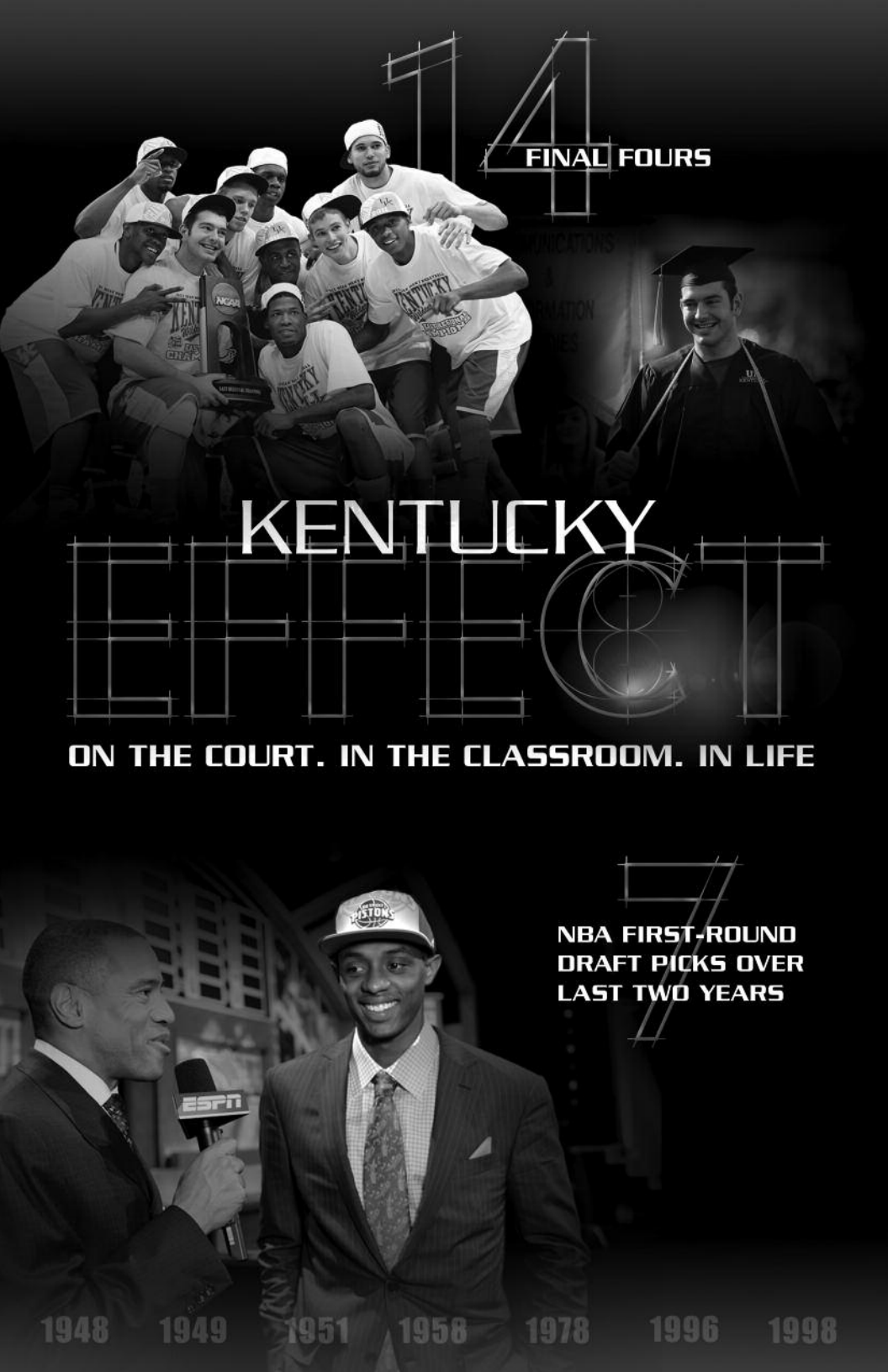
JUNE 24, 2010

Kentucky made history again when the Wildcats had five players drafted in the first round of the NBA Draft. John Wall became the first Wildcat ever named the overall No. 1 pick when he was selected by the Washington Wizards. DeMarcus Cousins was selected fifth by the Sacramento Kings, Patrick Patterson went 14th to the Houston Rockets, Eric Bledsoe went 18th to the Oklahoma City Thunder and Daniel Orton was picked 29th by the Orlando Magic.

APRIL 2, 2011

Kentucky made its 14th Final Four appearance in school history. The Wildcats faced Connecticut in the semifinal matchup, falling 55-56 to the eventual 2011 NCAA Champion.





FINAL FOURS

KENTUCKY

ON THE COURT. IN THE CLASSROOM. IN LIFE

NBA FIRST-ROUND
DRAFT PICKS OVER
LAST TWO YEARS

1948

1949

1951

1958

1978

1996

1998

SCHEDULE

NOVEMBER

2 (Wed)		TRANSYLVANIA-Exh. (FS SOUTH / UK IMG)	7:00 pm
7 (Mon)		MOREHOUSE-Exh. (FS SOUTH / UK IMG #)	7:00 pm
11 (Fri)	1	MARIST (FS SOUTH / UK IMG #)	7:00 pm
15 (Tue)	2	vs. Kansas (ESPN)	9:00 pm
19 (Sat)	3	vs. Penn State (ESPN3.com)	Noon
20 (Sun)	3	vs. Old Dominion / South Florida (ESPNU)	Noon
23 (Wed)	1	RADFORD (FS SOUTH / UK IMG #)	7:00 pm
26 (Sat)		PORTLAND (FS SOUTH / UK IMG #)	7:00 pm

DECEMBER

1 (Thu)	4	ST. JOHN'S (ESPN2)	7:30 pm
3 (Sat)		NORTH CAROLINA (CBS)	Noon
10 (Sat)		at Indiana (ESPN)	5:15 pm
17 (Sat)		TENNESSEE-CHATTANOOGA (CSS)	8:00 pm
20 (Tue)		SAMFORD (ESPN2)	7:00 pm
22 (Thu)		LOYOLA-MD (FS SOUTH)	1:00 pm
28 (Wed)		LAMAR (ESPNU)	8:30 pm
31 (Sat)		LOUISVILLE (CBS)	Noon

JANUARY

3 (Tue)	5	vs. Arkansas-Little Rock (FS SOUTH / UK IMG#)	7:00 pm
7 (Sat)	•	SOUTH CAROLINA (SEC Network)	4:00 pm
11 (Wed)	•	at Auburn (SEC Network)	8:00 pm
14 (Sat)	•	at Tennessee (ESPN)	Noon
17 (Tue)	•	ARKANSAS (ESPN)	9:00 pm
21 (Sat)	•	ALABAMA (CBS)	Noon
24 (Tue)	•	at Georgia (ESPN)	9:00 pm
28 (Sat)	•	at LSU (SEC Network)	4:00 pm
31 (Tue)	•	TENNESSEE (ESPNU)	7:00 pm

FEBRUARY

4 (Sat)	•	at South Carolina (ESPN / ESPN2)	6:00 pm
7 (Tue)	•	FLORIDA (ESPN)	7:00 pm
11 (Sat)	•	at Vanderbilt (ESPN College Gameday / ESPN)	9:00 pm
18 (Sat)	•	OLE MISS (SEC Network)	4:00 pm
21 (Tue)	•	at Mississippi State (ESPN)	9:00 pm
25 (Sat)	•	VANDERBILT (CBS)	Noon

MARCH

1 (Thu)	•	GEORGIA (ESPN / ESPN2)	9:00 pm
4 (Sun)	•	at Florida (CBS)	Noon
8-11 (Th-Su)	6	SEC Tournament (SEC Network / ABC)	TBA

Check local listings / All Times Eastern / Schedule is tentative and subject to change

Game delayed on UK IMG Sports Network (UK IMG); • SEC Game; 1-Basketball Hall of Fame Tip-Off Tournament (Rupp Arena, Lexington, Ky.); 2-State Farm Champions Classic (Madison Square Garden, New York, N.Y.); 3- Basketball Hall of Fame Tip-Off Tournament (Mohegan Sun Arena, Uncasville, Conn.); 4-Big East/SEC Challenge (Rupp Arena, Lexington, Ky.); 5-Freedom Hall, Louisville, Ky.; 6-New Orleans Arena, New Orleans, La.

