



2017-18 REBEL BASKETBALL GUIDE

Ole Miss



NO DETAIL WAS OVERLOOKED. WITH FANS ON TOP OF THE ACTION AND TECHNOLOGY IN EVERY CORNER, IT'S THE PERFECT NEW ARENA. NO ONE IN COLLEGE BASKETBALL INCREASED THEIR HOME COURT ADVANTAGE MORE THAN THE REBELS. — TOM HART, ESPN

SEASON ATTENDANCE RECORD OF 7,993 IN 2014-15

TOP-10 HIGHEST SINGLE-GAME ATTENDANCE MARKS ALL DURING KENNEDY ERA

PROGRAM-RECORD SIX STRAIGHT SEC SELLOUT GAMES DURING THE 2012-13 SEASON

SUCCESS UNDER AKA



ALL-TIME WINNINGEST COACH IN OLE MISS HISTORY (234)

Has averaged 21.3 wins per seasons over his 11 seasons after the program had only won 21 or more games three times in the program's history prior to AK's arrival (96 seasons)

RANKS
18TH -IN- SEC HISTORY WITH 234 TOTAL WINS

4TH-MOST WINS IN SEC HISTORY BY A COACH IN HIS FIRST 11 YEARS IN THE LEAGUE AT ONE SCHOOL

1. Billy Donovan (Florida)	261	
2. Joe B. Hall (Kentucky)	250	
3. Wimp Sanderson (Alabama)	239	
4. Andy Kennedy (Ole Miss)	234	

ONLY COACH IN SEC HISTORY

to post 11 consecutive winning seasons after taking over a program coming off four straight losing seasons

ONE OF FIVE COACHES IN SEC HISTORY

to have recorded 20 wins or more 9 times in 11 seasons. (Billy Donovan, Tubby Smith, Nolan Richardson, Joe B. Hall)

ONE OF EIGHT ACTIVE HEAD COACHES

with 12 or more consecutive winning seasons to start career:

Jim Boeheim		41
Roy Williams		29
Tom Izzo		22
Mark Few		18
Jamie Dixon		14
Sean Miller		13
Andy Kennedy		12
Dave Rose		12

ONE OF 20 PROGRAMS IN THE COUNTRY

to finish in the top 100 RPI for 11 consecutive seasons:



IN THE MIDST OF SIX STRAIGHT SEASONS

(2011-17) OF FINISHING .500 OR BETTER IN SEC PLAY

Only Ole Miss and Kentucky have accomplished this feat.

2X COACH OF THE YEAR SEC

16 ALL-SEC SELECTIONS

2 SEC WEST DIVISION TITLES (2007, 2010)

2013 SEC TOURNAMENT CHAMPION

NIT FINAL FOUR 2008 NIT FINAL FOUR 2010

2 NIT FINAL FOUR APPEARANCES

33 SCHOOL RECORDS (16 team, 17 individual)



TABLE OF CONTENTS

THIS IS OLE MISS..... 1-21

- Success Under AK..... IFC-1
- Table of Contents 2-3
- Ole Miss Quick Facts..... 3
- This Is Ole Miss Basketball..... 4-5
- Strong Leadership..... 6-7
- Rebels in the Pros 8
- First-Class Facilities..... 9
- The Pavilion at Ole Miss 10
- Tuohy Basketball Center..... 11
- Rebels in the Spotlight..... 12
- SEC Competition..... 13
- Academic Excellence..... 14
- Rebel Strength and Conditioning..... 15
- Outstanding Athletics..... 16-17
- The University of Mississippi..... 18-19
- Oxford, Mississippi..... 20
- Community Involvement..... 21

2017-18 OUTLOOK..... 22-27

- Season Outlook..... 22-23
- Roster Breakdown 24-25
- 2017-18 Roster..... 26
- Radio/TV Roster..... 27

COACHES & STAFF 28-36

- Head Coach Andy Kennedy..... 28-31
- Assistant Coaches..... 32-34
- Support Staff 35-36

2017-18 REBELS 37-56

- Returnee Profiles..... 38-51
- Newcomer Profiles..... 52-56

OPPONENTS 57-69

- 2017-18 Opponent Profiles & Series History 57-66
- SEC Tournament 67
- NCAA Tournament..... 68
- MGM Grand Main Event 69

2016-17 REVIEW 70-87

- Season Review Notes 70-71
- Results/Statistics 72-75
- Game-By-Game Box Scores..... 74-84
- SEC Review 85-87

HISTORY 88-110

- Historical Timeline/ Championship Teams..... 88-94
- Ole Miss All-Century Team 95
- All-Americans 96-97
- Honors and Awards..... 98-100
- Notable Jersey Numbers..... 101
- Rebels in the Pros 102
- Year-by-Year Starting Lineups..... 103-105
- All-Time Lettermen 106-108
- All-Time Head Coaches..... 109
- All-Time Assistant Coaches..... 110

RECORDS..... 111-142

- Year-by-Year Records 111
- Team Records 112-114
- 2,000-Point Club 115
- 1,000-Point Club 115-117
- Individual Records 118-123
- Annual Leaders..... 124-126
- Miscellaneous Records 127-128
- All-Time Series Records..... 129-130
- Tad Smith Coliseum Records..... 131
- Pavilion Records 132
- All-Time Scores..... 133-142

FACILITIES & SUPPORT 144-151

- The Pavilion at Ole Miss 144
- Tuohy Basketball Center..... 145
- FedEx Academic Support Center 146
- Manning Center..... 146
- Athletics Administration Building 146
- Starnes Athletic Training Center 146
- Other Athletics Facilities..... 147
- Strength and Conditioning..... 148
- Health and Sports Performance..... 148
- Athletics Department Mission Statement..... 148
- Student-Athlete Development..... 149
- NCAA Compliance..... 149
- Chancellor Jeffrey S. Vitter 150
- Athletics Committee 150
- Athletics Director Ross Bjork..... 151
- Athletics Leadership 151



MEDIA INFORMATION..... 152-156

Quick Facts 152
 Media Services and Policies 153-154
 Road Headquarters..... 153
 Weekly Media Schedule..... 153
 Primary Media Outlets 154
 The Pavilion Map 154
 Ole Miss Basketball Radio Network..... 155
 Rebels on Television 155
 Ole Miss IMG Sports Marketing 156

CREDITS

Editor: Adam Kuffner
Special assistance by: Jackie Servais, Kyle Campbell, Langston Rogers, Joey Jones, Daniel Snowden
Graphic design by: Dan Pellegrino
Printed by: Walker 360, Birmingham, Ala.

Photography: Associated Press, Kevin Bain, Bill Baptist/Houston Rockets, Joey Brent, David Coyle/Team Coyle, Detroit Pistons, ESPN, FIBA, Ed-die Gregory, Joey Jones, Robert Jordan, Nathan Latil, Steven Leija, Steven Maikoski/USA Basketball, Joshua McCoy, R.D. Moore, Bruce Newman, New York Giants/Evan Pinkus, Langston Rogers, Bill Seawright, John Seymour, Matthew Sharpe, Daniel Shirley, Jalayne Telford, UAB Media Relations, Rocky Widner/NBAE/Getty Images, NBAE.

© COPYRIGHT UNIVERSITY OF MISSISSIPPI
 The 2017-18 Ole Miss Men's Basketball Guide was published by the University of Mississippi Athletics Communications Office and designed using Adobe InDesign and Adobe Photoshop. All contents of this issue are copyrighted 2017 by The University of Mississippi. Reproduction without written permission is strictly prohibited.

MEDIA CONTACT

Adam Kuffner
 Communications Specialist for Ole Miss Athletics
 Office: 662.915.7031 Cell: 662.816.0497
 Email: kuffner@olemiss.edu Fax: 662.915.7006

ADDRESS:

Athletics Communications
 908 All-American Drive
 University, MS 38677

FOR ADDITIONAL COPIES

Go online to OleMissPublications.com.



Featured on the front cover are seniors Deandre Burnett, Justas Furmanavicius and Marcanvis Hymon

2017-18 OLE MISS QUICK FACTS

Name ... Ole Miss (The University of Mississippi)
Nickname Rebels
Location Oxford, Mississippi
Founded November 6, 1848
Enrollment 23,780
School Colors Cardinal Red and Navy Blue
Chancellor Dr. Jeffrey S. Vitter
Faculty Representative Dr. Ron Rychlak
Athletics Director Ross Bjork
Conference Southeastern (SEC)
Head Basketball Coach Andy Kennedy
Record at Ole Miss
 234-140 (.626 win pct.)/11 years
Career Record
 255-153 (.625 win pct.)/12 years
Home Arena The Pavilion at Ole Miss
Capacity 9,500
2016-17 Record 22-14
SEC Record/Finish 10-8/t-5th
Postseason NIT Quarterfinals
Lettermen Returning/Lost 7/5
Starters Returning/Lost 4/1
Newcomers 8

* Complete quick facts can be found on page 152



THIS IS OLE MISS BASKETBALL





THIS IS OLE MISS BASKETBALL

A high-flying, fast-paced brand of basketball has brought championships and record crowds to Oxford.

Ole Miss Hoops didn't have a record of success prior to Andy Kennedy's return to his home state. In the nearly 100 years of basketball in Oxford prior to Kennedy, Ole Miss had recorded just seven 20-win seasons, nine postseason appearances (including 11 of the program's 20 postseason wins) and only one SEC Championship. Since Kennedy arrived 11 years ago, the Rebels have recorded nine 20-win seasons, eight postseason berths and captured the 2013 SEC Tournament title. And that's in addition to Kennedy becoming the all-time winningest coach in Ole Miss history and the Dean of SEC Basketball coaches.

In the last 11 years, Kennedy has coached the school's all-time leading rebounder, Murphy Holloway, all-time leading 3-point shooter, Chris Warren, all-time blocked shot leader, Reginald Buckner, and the SEC record holder for consecutive games with a 3-pointer made, Marshall Henderson. The Rebels' high-flying offensive style led the SEC in scoring for the first time in school history in 2013 and helped lead Ole Miss to a school-record seven straight sellouts.

After capturing the SEC Tournament title in 2013 with a thrilling 66-63 win over No. 1 seed Florida, Kennedy and the Rebels knocked off No. 5 seed Wisconsin in the NCAA Tournament to advance for the first time since 2001.

And that is just the beginning for the Kennedy-led Rebels. With the opening of the \$96.5 million Pavilion at Ole Miss in January 2016, as part of the school's \$200 million Forward Together campaign, and an exciting brand of basketball that captivates fans and players alike, the future of Ole Miss Basketball has never been brighter.



Ole Miss fans pack The Pavilion for every home game, including actor Morgan Freeman.



ANDY KENNEDY

Head Coach

- Dean of SEC Basketball coaches
- All-time winningest coach in school history
- Two-time SEC Coach of the Year
- 2013 SEC Tournament Title
- 2013 NCAA Third Round
- 2015 NCAA Second Round
- Two SEC Western Division Titles
- Two NIT Final Four appearances
- Eight postseason berths
- Coached team to 11 of the program's 20 postseason wins (all-time)
- Nine 20+ win seasons
- Rebels led SEC in scoring in 2012-13
- First coach in program history to win 20-plus games in four-straight seasons
- Boasts the fourth-most wins in SEC history by a coach in his first 11 years in the league with 234
- Fifth coach in SEC history to guide his teams to 20+ wins in nine of his first 11 seasons
- Has coached the school's all-time leading rebounder, shot blocker and 3-point FG shooter
- Has led Ole Miss to six consecutive .500 or better seasons in the SEC for the first time in program history.



Ole Miss' coaching staff, led by head coach Andy Kennedy, boasts 48 years of combined collegiate coaching experience including 15 years of collegiate head coaching experience.

STRONG LEADERSHIP

Led by Andy Kennedy, the all-time winningest coach in Ole Miss history, the Rebel coaching staff boasts 48 years of combined collegiate coaching experience, including 15 years of collegiate head coaching experience.

A two-time SEC Coach of the Year selection, Kennedy guided the Rebels to the 2013 SEC Tournament title and saw Ole Miss advance to the NCAA Tournament Third Round.

Kennedy boasts nine 20-win seasons and eight postseason appearances in his 11 years as Ole Miss head coach. Of the 20 postseason wins in program history, 11 of them have occurred under Kennedy's watch. He has coached the school's all-time leading rebounder, Murphy Holloway, all-time leading 3-point shooter, Chris Warren, all-time blocked shots leader, Reginald Buckner, and the SEC single-season record holder for 3-pointers made, Marshall Henderson.

He is just the fifth coach in SEC history to guide his teams to 20+ wins in nine of his first 11 seasons with one team and ranks fourth in SEC history with 234 wins in his first 11 years, trailing just Billy Donovan, Florida (261), Joe B. Hall, Kentucky (250), and Wimp Sanderson, Alabama (239).



All-American Rahim Lockhart, a standout on the hardwood for the Rebels from 1998-2001, returned to Ole Miss after a successful high school and junior college coaching career. Most recently, Lockhart was the head coach at Jones County (Miss.) Junior College, where he led the Bobcats to a 64-15 record in three seasons and three straight NJCAA Region 23 Tournament appearances.



In his fourth year with the Rebels, assistant coach Tony Madlock brings more than 20 years of college coaching experience to Ole Miss. Madlock spent four seasons as a member of Tony Barbee's staff at Auburn, and has also spent four seasons as an assistant at UTEP and nine seasons at Arkansas State. He helped the Rebels advance in the Big Dance in his first season in Oxford. As a starting point guard, Madlock helped Memphis to the Final Four.



Assistant coach Todd Abernethy returned to Oxford and is in his fourth season with the Rebels as an assistant coach. A three-time team captain and All-SEC point guard for the Rebels from 2004-07, Abernethy served as the Director of Operations and Video Coordinator at IUPUI before returning to Ole Miss. Following his Ole Miss playing days, Abernethy began a six-year international professional career.



REBELS IN THE PROS

Ole Miss is no stranger to putting players in the pros with 18 former Rebels playing in the NBA. The Rebels boast 15 all-time NBA draft picks including former All-American Gerald Glass, who was selected in the first round by the Minnesota Timberwolves in the 1990 draft. Former Rebels have also reached the NBA coaching ranks like Elston Turner, who played eight years in the NBA and has served as an assistant coach in the league for the last 17 years. See page 102 for a complete list of Rebels in the pros.



(Clockwise from top) - Terrico White, 36th overall pick of the Detroit Pistons in the 2010 NBA Draft; Tomasz Gielo in action for Joventut (Spain); Justin Reed was the first SEC player chosen in the 2004 NBA Draft; Marshall Henderson signed with the Sacramento Kings prior to the 2015-16 season; Murphy Holloway is playing Israel with Gilboa this season.



FIRST-CLASS FACILITIES

Ole Miss student-athletes have access to first-class facilities in student living, nutrition, training and more. As part of the Athletic Foundation's Forward Together campaign, more than \$200 million has been raised for improvements to athletic facilities and student-athlete well-being.

(Clockwise from top) - The Ole Miss Residential College student housing; Ole Miss basketball players have the opportunity to play in one of the best arenas in the country, the \$96.5 million Pavilion at Ole Miss; Rebels also have places to relax such as the players lounge in the Tuohy Center; Student-athletes have access to three meals a day at the Grill at 1810; One of the many sports medicine options available for student-athletes.





THE PAVILION AT OLE MISS



THE PAVILION AT OLE MISS

The centerpiece of the Forward Together campaign is the state-of-the-art \$96.5-million Pavilion at Ole Miss. On July 31, 2014, ground was broken on the 225,000-square foot arena that officially opened its doors on January 7, 2016 with the Rebel men’s basketball team’s victory over Alabama.

Designed by AECOM and built by BL Harbert, The Pavilion boasts a capacity of 9,500 fans and includes a number of first-class amenities, including courtside and baseline seating for students, three premium club areas for fans and more than 1,700 premium seats all within an intimate seating bowl.

The placement of The Pavilion is a long-term decision and will allow us to further enhance the athletics complex - better connecting athletics to the heart of the best campus in higher education. This centralized location will create an impressive “front door” for Ole Miss Athletics and a destination point not only on a gameday - but every day of the week.

FACILITY HIGHLIGHTS

- Opened January 7, 2016
- Capacity of 9,500 fans, including more than 1,700 premium seats
- C Spire Speedzone offers a lightning fast, 1 gigabit-per-second, fiber optic-enabled Wi-Fi network
- Features one of the largest center-hung video display board in college sports with nearly 2,400 square feet of LED
- Also includes a five-story parking garage with more than 800 spaces
- More than 225,000 total square feet
- Men’s and women’s locker rooms measure almost 1,500 square feet, while the facility also houses two visiting team locker rooms, officials’ locker rooms, a volleyball locker room and green room space
- Fan amenities include Steak ‘n Shake, Raising Cane’s, Rebel Shop and a ticket office

For information on The Pavilion at Ole Miss please see page 144.





TUOHY BASKETBALL CENTER

The \$13-million, 51,000-square foot basketball-only facility opened in January 2010. In November 2014, the facility was named the Tuohy Basketball Center in honor of former Rebel hoops great Sean Tuohy and his family.

The staff and coaches' spaces are adjacent to the rotunda lobby, where receptionists direct visitors to their destinations. A separate entrance for coaches is provided. Coaches' offices, a conference room, a copy center and staff locker and dressing facilities complete the suites.

The team spaces are specialized with shared weight and training rooms and separate men's and women's film rooms, including computer terminals and video access. For more information, see page 145.

FACILITY HIGHLIGHTS

- Opened in January 2010
- Roughly \$13 million construction project
- 51,000 square feet
- Individual practice courts for the men's and women's teams
- Shared weight and training rooms
- Spacious locker and dressing facilities for the men's and women's teams
- Men's and women's film rooms, including computer terminals and video access
- Men's and women's team lounges with computer access and kitchenette
- Video editing rooms
- Attractive main lobby to receive visitors
- Multimedia/entertainment theater
- Coaches' office spaces include a conference room, copy center and staff locker and dressing facilities
- Head coaches' offices provide direct access to and view of their respective practice courts



"This facility is outstanding. It allows us to truly maximize the players' potential, and it speaks to the commitment that our administration has made in trying to move this program forward. It's a huge addition to the program." - Head Coach Andy Kennedy



REBELS IN THE SPOTLIGHT



The most successful new channel launch in cable history, the SEC Network is available in 97.7 million homes, the highest among all college sports channels.



SEC COMPETITION

- Thirteen of the 14 SEC coaches have led their teams to the NCAA Tournament. The one not included in that list is entering his third season coaching collegiately and was previously named the NBA Coach of the Year while directing his team to the NBA Finals.
- 13 of the 14 SEC coaches have earned conference coach of the year honors and five have been named national coach of the year.
- Four SEC players were picked at the 2017 NBA Draft, including three who were chosen in the first round.
- The SEC's 20 Lottery Picks since 2010 are the most of any conference.
- Over the last eight NBA Drafts, 57 SEC players have heard their names called. Thirty-four of those were selected in the first round and four were the No. 1 overall pick.
- SEC teams were 11-5 in the 2017 NCAA Tournament. The 11 wins were tied for the most among all conferences.
- The SEC's 2017 NCAA Tournament .688 winning percentage was second-best among leagues with three or more teams in the field.
- The SEC had a team in the Final Four for the fifth time in the last seven years.
- 2017 was the 13th time that the SEC had representatives in both the men's and women's Final Four.
- The SEC has had at least one team in the Final Four in seven of the past 12 years. Thirteen times in the last 25 years the SEC has had at least one team in the Final Four.
- The SEC was 11-5 in NCAA Tournament games in 2017. It is the seventh consecutive season the SEC has been .500 or better in the NCAA Tournament. It is the 56th time the league has been .500 or better in NCAA Tournament games.
- The SEC has had at least one team advance to the Sweet 16 in 27 of the last 28 years. All of the SEC's 14 members have advanced to the Sweet 16 since 1996.
- SEC teams are 23-7 (76.7 percent) in postseason opening games over the last two years.
- Every team in the SEC has made at least one NCAA Tournament appearance in the last 13 editions of the NCAA Tournament.
- A total of 64 men's basketball students were named to the 2017-18 SEC Academic Honor Rolls for having a grade point average of 3.00 or above for either the preceding academic year or a cumulative grade point average of 3.00 or above.





FedEx STUDENT-ATHLETE ACADEMIC SUPPORT CENTER

"At the core of the FedEx Academic Center for Student-Athletes is a group of committed and energized professionals with a singular mission, to promote academic excellence and graduation of student-athletes. Not only will we motivate our student-athletes to strive for excellence on the field, we will offer top-notch support for them to succeed at a high level academically as well."

Derek Cowherd,
Senior Associate AD for Student-Athlete Development

STUDENT-ATHLETE DEVELOPMENT

Ole Miss student-athletes not only have the opportunity to play in one of the best conferences in the nation, they also attend a university that is world-renowned for its academics. Led by Senior Associate Athletics Director Derek Cowherd, the Office of Student-Athlete Development is committed to helping all Ole Miss student-athletes achieve academic success. Cowherd is assisted by two associate directors, three assistant directors, five full-time academic counselors, four learning specialists, two academic interns, a graduate assistant and numerous tutors and academic mentors.

Ole Miss men's basketball posted a four-year APR of 959 since 2010-11 and has graduated 21 of the 24 scholarship players who played at least three seasons and finished their careers at Ole Miss over the last 11 years. With Ole Miss Athletics taking its place among the best in the nation, the Student-Athlete Development staff hopes that Ole Miss graduates of today have a great impact in the future of tomorrow.



(From L-to-R): Assistant coach Todd Abernethy, 2017 graduate Rasheed Brooks, 2017 graduate Sabastian Saiz, director of operations James Hark, assistant coach Tony Madlock.

HIGHLIGHTS & HONORS

- Ole Miss was the only men's basketball program in the SEC in 2011-12 to receive public recognition from the NCAA for Academic Progress Rates that ranked in the top 10 percent among all schools.
- During Andy Kennedy's 11 years at Ole Miss, all but three scholarship players that have been with the program at least three years have graduated.



STRENGTH AND CONDITIONING

The mission of the Ole Miss strength and conditioning program is to develop the specific physical and mental abilities as well as the lifestyle habits of our student-athletes that will allow them to achieve the highest attainable levels of success.

We will demand discipline, relentlessness and intelligent effort while we work toward improving each athlete's skill level. We will cultivate a high-energy, up-tempo environment where enthusiasm and competition will flourish. We will attack this mission with a scientifically supported, comprehensive approach and specific considerations of the metabolic demands and injury risks of our sport. Training must prepare the athlete for the specific competitive stress load of their sport. Top priority is to develop improved coordination during the execution of speed, power and strength movements. We will seek to develop each athlete's individual ideal movement patterns, while maximally developing their strength, power, speed and agility. Everything we do in training is done to help the athletes more efficiently execute the movement requirements of their sport.






OUTSTANDING ATHLETICS

From Olympic gold medalist to Super Bowl winner to World Series champion, Ole Miss Rebels can be found at the pinnacle of many sports.

(Clockwise from top) - Ole Miss Softball won its first ever SEC Tournament championship in 2017; Six-time world champion, 10-time USA champion and 2012 Olympic gold medal long jumper **Brittney Reese**; Oxford native **Sam Kendricks** was an Olympic bronze medalist in 2016 and has claimed the last six U.S. pole vault titles; **Rafaelle Souza** was a starting defender on the Brazilian national team during the 2015 Women's World Cup and played in the 2016 Rio Olympics; Cincinnati Reds shortstop **Zack Cozart** was voted into the 2017 MLB All-Star Game as a starter for the National League.



NCAA CHAMPIONS



Ole Miss captured three NCAA championships in 2016-17, as Braden Thornberry (left) won the men's golf individual title, Raven Saunders (middle) won the women's indoor shot put crown and Robert Domanic (right) was part of the men's indoor distance medley relay championship team.

OLE MISS IN 2016-17

25 All-America selections
 45 All-Conference selections
 210 Academic All-Conference selections

31 National academic honorees
 12 Postseason team participants
 9 Professional draft picks

OLE MISS BY ALL COUNTS

ENROLLMENT

With nearly 24,000 students, we're the **state's largest university**. We're also ranked among the nation's **10 fastest-growing colleges and universities**.

Ole Miss students hail from all **50 states and 86 countries** around the world.

This year's freshman class includes 85 class valedictorians, 69 salutatorians, 89 student body presidents, 107 Eagle Scouts and 20 Girl Scouts who achieved the Gold Award.

ACADEMICS

The university's **16 academic divisions include a major medical school** and more than 120 areas of study, from business and engineering to creative writing and dentistry.

Our **Patterson School of Accountancy** is ranked No. 8 nationally for undergraduate education.

The university's newest division, the **John D. Bower School of Population Health**, is among only three programs of its kind nationwide.



RESEARCH ACCOLADES

The University of Mississippi is in the **elite Carnegie group** of R-1: Doctoral Universities - Highest Research Activity, the definitive list for the nation's top doctoral research universities.

OLEMISS.EDU



CAMPUS BEAUTY

The Ole Miss campus regularly has been recognized among **the nation's most beautiful**. In fall 2016, UM topped the USA Today's Reader's Choice travel awards contest, edging out Indiana University as the nation's most beautiful.

Three certified arborists manage the thousands of trees on campus, ranging from bald cypress to Yoshino cherry. Our campus includes **100 acres of native woods** and more than 900 acres of land.

Color is a big part of campus beauty. We plant **20,000 annuals**, including tulips and daffodils, each spring. We have about **10,000 square feet of perennial beds** on campus, and groundskeepers change out colors each spring and fall.

IMPROVEMENTS

The university has **\$160 million in construction underway or out on bid**, with another \$293 million of new facilities in planning and design.

Site work has begun for a **207,000-square-foot STEM building** in the Science District. One of the university's largest projects ever, it is expected to open for the 2018-2019 academic year.

The **Student Union will expand by 60,000 square feet** by early 2019 with a \$59 million overhaul that includes new meeting spaces, student government offices and the new food court.

Our campus has **14,895 parking spaces**, including a new 1,532-space parking garage behind Kinard Hall.



THE UNIVERSITY of
MISSISSIPPI



OXFORD, MISSISSIPPI

Tens of thousands visitors enjoy the historic Square in downtown Oxford each year, including the famous Square Books bookstore.

- No. 2 College Town (Livability.com)
- No. 2 College Football Town (NCAA.com)
- Top 6 College Towns in America (USA Today)
- Top 10 Coolest College Towns in America (Travel & Leisure)
- Top 20 Best Small Towns in America (Smithsonian)
- Top 100 Places to Live (Money Magazine)

OXFORD, MISSISSIPPI

Touted as the “Cultural Mecca of the South”, creativity abounds in Oxford as musicians, artists and writers alike find inspiration in Oxford’s rich history, small town charm and creative community. Nobel Prize winning author William Faulkner made his home here and many have followed in his footsteps. Oxford is also known for its exceptional culinary experiences at the many restaurants options, from down home cooking to upscale culinary creations.

“The boys were extremely excited to come to Oxford. I think as a ballclub, with our players and all of the parents talking, I think we are falling in love with Oxford, the people here, how we are being treated and the hospitality. I think we are going to have a lot of people rooting for Ole Miss in every sport down the road after the experience they have given us here.”

- Mike Gambino, Boston College baseball coach
(at the 2016 NCAA Oxford Regional)



Celebrities such as Morgan Freeman and Katy Perry can be spotted in Oxford from time to time.

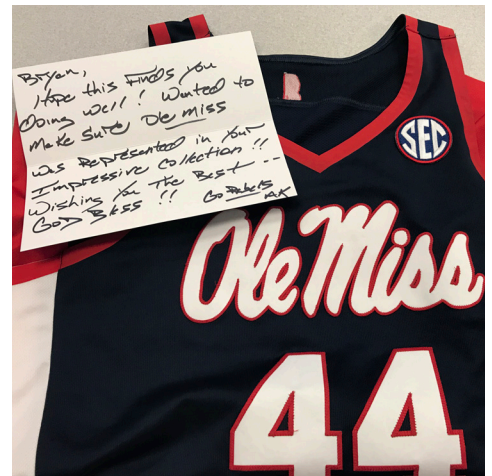


In addition to the popular Double Decker Arts Festival that brings thousands of visitors to Oxford each April, the town’s thriving music scene has welcomed such acts as Snoop Dogg, Willie Nelson, B.B. King, Brad Paisley, Zac Brown Band, Thomas Rhett, Three 6 Mafia, Wilco and Wiz Khalifa. Artists that have recorded at local Sweet Tea Studios include the Counting Crows, Gavin DeGraw, Ben Folds, the Hives, Jars of Clay and Modest Mouse. Oxford’s Lyric has been named one of the top 100 music club venues in the world by Pollstar, the leading concert industry trade publication.



COMMUNITY INVOLVEMENT

The people of Oxford offer tremendous support to the Ole Miss athletics teams, and the Rebel student-athletes return that support by being actively involved in both the Oxford and University communities. Among the worthwhile activities that Ole Miss student-athletes regularly participate in are assisting with reading programs at local schools such as “Reading with the Rebels,” visiting patients in area hospitals, being mentors to elementary school students, visiting senior adults at local retirement centers, holding several “Meet the Rebels” days throughout the year, and giving numerous talks on subjects such as drug awareness and staying in school to area students. The men’s basketball team went above and beyond over this summer, spending the Fourth of July holiday by traveling to Jonestown, Mississippi (above) for a community outreach that featured an afternoon of activities.



(Clockwise from top) · Head coach Andy Kennedy and Rebel basketball players play a game with kids from Jonestown, Mississippi; During the summer, head coach Andy Kennedy sent a jersey to Bryan Black to raise awareness for epilepsy; Breein Tyree signs a poster for a fan at “Dunk or Treat”; Terence Davis with children from Jonestown, Mississippi.



DO NOT MISS REBEL BASKETBALL

There is a lot of buzz surrounding Ole Miss Basketball, and it's for good reason. After all, the Rebels return a plethora of talent that combined for 118 starts last season.

"I like this group. I like what I have seen to this point. I think we have a good mix of old with new. I think we are athletic and have some versatility," said head coach Andy Kennedy, the Dean of the SEC who enters his 12th at Ole Miss as the winningest coach in program history.

Four starters are back in Deandre Burnett, Terence Davis, Justas Furmanavicius and Breein Tyree. Add in Marcanvis Hymon, who started 24 contests before becoming a focal point off the bench, and the Rebels return a deep corps from a squad that won 22 games and advanced to the quarterfinals of the NIT.

Averaging a combined 31.4 points per game last season, Burnett and Davis will be the 13th-highest scoring duo in the country. After sitting out a year due to transferring from Miami (Fla.), Burnett made an immediate impact on the Rebels during the 2016-17 campaign. The guard averaged a team-high 16.5 ppg and finished fifth in the SEC in both free-throw percentage (88.1) and three-point percentage (37.6).

"This is the first time in his collegiate career he is going to play back-to-back years," said Kennedy.

Davis burst onto the scene as a sophomore, averaging 14.9 ppg after only providing 1.8 ppg as a freshman. Shooting 48.2 percent from the field,

the Southaven, Mississippi, native ranked fourth in the league and recorded 20+ points in six different games. He quickly became a playmaker on both sides of the floor, leading the Rebels with 50 steals as well.

Throughout summer workouts and the first few weeks of practice, Kennedy likes what he sees out of his talented guard. "TD (Davis) is probably playing better than he ever has been at this point," said Kennedy.

Another Rebel who emerged as an important piece to the offense was Tyree. Tearing his ACL before arriving in Oxford, he slowly gained experience at the start of the 2016-17 season. As he continued to get healthier, Tyree played a more prominent role and started the final 20 games as the Rebels' point guard. He averaged 9.3 ppg during SEC play and provided a career-high 24 points in a overtime win at rival Mississippi State. A year removed from being cleared to play, Tyree is now 100 percent and ready to make another jump similar to what Davis did last year.

"He was a phenomenal athlete when we recruited him, and he wasn't even cleared to play until November of last year," said Kennedy, who has the fourth-most wins in SEC history by a coach in his

"I think we are athletic, versatile and have a number of interactive pieces, and now it's just a matter of continuing to figure out a way to be successful."

- Head Coach Andy Kennedy

first 11 years in the league at one school, trailing only Joe B. Hall (Kentucky), Billy Donovan (Florida) and Wimp Sanderson (Alabama). "He was being introduced to college basketball as a freshman when the games started, which is a very difficult transition. He barely played early and then ended up being our starting point guard. He was not close to the athlete, even though he made some athletic plays, to where he is now."

Adding to the depth of the guard group is someone who is a veteran on the court but a newcomer to Oxford. Markel Crawford will spend his final year of eligibility as a Rebel after earning his bachelor's degree at the University of Memphis. For the Tigers, Crawford averaged 12.8 ppg and led the team with 42 3-pointers, while shooting 47.8 percent from the floor.

"Breein (Tyree) is back healthy for year two, and Terence Davis, who had a monster sophomore year, is much more comfortable in his role making decisions with the ball. Deandre Burnett, after being in the program now over a year as a fifth-year senior is a guy that we trust with the ball. Then you bring in a guy like Markel Crawford, who's basketball IQ is off the charts, who can play a multiple positions and for the most part makes good decisions with the ball. I think overall it gives us a lot of good playmakers on the perimeter, which leads to our versatility."

While Ole Miss has plenty of contributors back, one major piece of the puzzle will be missing with the graduation of Sebastian Saiz. The Madrid, Spain, native was a fan favorite and etched his name throughout the program record book. As a senior, Saiz was a double-double machine by averaging

15.1 ppg and 11.4 rpg, the only player in the league to average a double-double. He set the school record for rebounds in a single season by pulling down 409 boards. Saiz also became the seventh player in SEC history with 1,000 points, 1,000 rebounds and 100 blocked shots for a career.

Kennedy will look to a number of Rebels to help fill the void left by Saiz. Furmanavicius and Hymon have the most experience in the frontcourt. In his first season at Ole Miss, Furmanavicius averaged 6.3 ppg and 5.0 rpg. Hymon also pulled down five boards per game, and the duo registered a combined 78 blocks; Hymon led the Rebels with 40 rejections last season. Another returner is Karlis Silins (6-11, 245), who played in eight games before suffering a torn ACL to missing the rest of the season.

Ole Miss also has Dominik Olejniczak (7-0, 255) available, who sat out last season after transferring from Drake. A native of Torun, Poland, Olejniczak is the first 7-footer on any Ole Miss roster during the Kennedy era.

“Dom gives us a big presence at the basket,” Kennedy said. “I don’t think Dom is going to do what Reggie Buckner did, Reggie is still top five in the history of the SEC as far as shot blocks, but he does give us a real presence as far as length and athleticism, which allows us to be more aggressive defensively.”

Another newcomer that is expected to make an immediate impact is Bruce Stevens (6-8, 252), a transfer from Jones County Junior College. The No. 6 rated junior college player in the nation according to JUCORecruiting.com, Stevens averaged 16.2 points and 11.6 rebounds per game last season en route to first team All-America honors from the NJCAA. The Louin, Mississippi, native shot 51.3 percent from the field, 81.6 percent from the free throw line and 37.5 percent from 3. Kennedy is looking to use Stevens’ versatility in the team’s frontcourt.

“Bruce is a guy that we are trying to get where we can play he and Dom together,” Kennedy said. “Bruce came here as a five. He is 6-foot-8, 260 pounds, ath-

GREEN LIGHT GUARDS

NEW REBEL GUARDS

Markel Crawford • 12.8 ppg at Memphis last season
 Devontae Shuler • 4-star, top 100 recruit out of high school
 Ilya Tyrtshnik • Played in the U20 European Championships for Ukraine this summer
 D.C. Davis • All-MACJC last season (Jones County JC)

Ole Miss

The Rebels will be deep at the guard position thanks to a mix of talented returners and newcomers.

letic, he can shoot it. If you had to categorize it, he is probably a stretch five and we need him to play some stretch four.”

Stevens’ Jones County teammate, David “D.C.” Davis, joins the team as well after averaging 15.9 ppg for the Bobcats last year. While he comes in as a sophomore, a pair of freshman guards will look to find their roles in the rotation.

Devontae Shuler (6-2, 192) joins the Rebels as a composite four-star guard out of perennial powerhouse Oak Hill Academy. The top shooting guard signee in the SEC by HoopSeen.com as well as the No. 100 player in the nation by 247 Sports and Scout.com, Shuler averaged 15.3 points, 4.3 rebounds, 4.1 assists and 3.7 steals per game as a senior. The dynamic guard also helped lead Oak Hill to a 45-1 record and a national championship during his junior campaign.

“He’s got a chance to lead the SEC in scoring one day,” Kennedy said. “It won’t be this year, but down

the road. His role will be a little different as a freshman.”

A late signee, Ilya Tyrtshnik makes his way to Ole Miss via Ukraine. The 6-3 guard, nicknamed “Mouse,” represented his country in the FIBA U20 European Championships over the summer and adds more depth to the Rebel backcourt.

Ole Miss has an all-time record of 1,281-1,282 and has a chance to go over .500 as a program for the first time since 1958.

It’s no secret that Kennedy has taken the Rebels to new heights. Ole Miss has an all-time record of 1,281-1,282 and has a chance to go over .500 as a program for the first time since 1958. Ole Miss was 95 games under .500 all-time when Kennedy arrived in Oxford. Now, with arguably his deepest team since he’s been at Ole Miss, the sky is the limit for this year’s squad.

“Really the things you judge at this stage is to make sure everybody’s attitude is right and that we’re getting great effort, and we are certainly doing that,” Kennedy said. “We have been together long enough now that we are starting to establish an identity as a team. I think we are athletic, versatile and have a number of interactive pieces, and now it’s just a matter of continuing to figure out a way to be successful.”

The Rebels will play 18 games, including nine SEC games, inside the \$96.5 million Pavilion at Ole Miss. It will be the second full season in one of the best arenas in college basketball.

Ole Miss lifts the lid on the 2017-18 campaign Nov. 10 against Louisiana in The Pavilion, while the always-challenging Southeastern Conference slate begins at home New Year’s Eve versus South Carolina.



Terence Davis (14.9 ppg) and Deandre Burnett (16.5 ppg) return as the highest scoring duo in the SEC (13th nationally).

2017-18 REBEL BREAKDOWN

RETURNEES (7)
Starters (4)

No.	Name	Pos.	Ht.	Wt.	Yr.	Exp.	Ppg	Rpg	Apg	Spg	Bpg	G/GS
1	Deandre Burnett	G	6-2	192	Sr.	1L	16.5	2.1	3.2	1.0	0.2	33/27
3	Terence Davis	G	6-4	201	Jr.	2L	14.9	5.3	1.8	1.4	0.5	36/27
4	Breein Tyree	G	6-2	192	So.	1L	7.3	1.9	1.9	0.6	0.0	34/23
50	Justas Furmanavicius	F	6-7	210	Sr.	1L	6.3	5.0	1.1	0.7	1.1	36/17

Other Letterwinners (3)

No.	Name	Pos.	Ht.	Wt.	Yr.	Exp.	Ppg	Rpg	Apg	Spg	Bpg	G/GS
2	Marcanvis Hymon	F	6-7	220	Sr.	3L	3.5	5.0	0.6	0.7	1.1	36/24
22	Karlis Silins	F	6-11	245	R-Fr.	RS	0.5	0.6	0.0	0.1	0.1	8/0
24	Lane Below	G	6-1	185	Sr.	1L	0.5	0.0	0.0	0.0	0.0	4/0


Senior G Deandre Burnett

- Ole Miss returns four starters from last year's squad (**Deandre Burnett** – 27, **Terence Davis** – 27, **Breein Tyree** – 23 and **Justas Furmanavicius** – 17). Add in Marcanvis Hymon, and Rebel returners combined 118 starts last season.
- Ole Miss returns two of its top three scorers from a year ago in **Deandre Burnett** (16.5 ppg) and **Terence Davis** (14.9 ppg). Combining for 31.4 ppg, the duo is the highest scoring returning combo in the SEC and the 13th-highest in the nation this season.
- **Deandre Burnett** led the Rebels in scoring, while also ranking fifth in the conference in free throw percentage (88.1) and from beyond the arc (37.6).
- **Terence Davis** is looking to build off a breakout sophomore season. After averaging just 1.8 ppg as a freshman, David emerged to score 14.9 ppg last season and ranked fourth in the SEC in field goal percentage (48.2).

LOST (5)
Starters (1)

No.	Name	Pos.	Ht.	Wt.	16-17 Yr.	Exp.	Ppg	Rpg	Apg	Spg	Bpg	G/GS
11	Sebastian Saiz	F	6-9	240	Sr.	4L	15.1	11.4	1.0	1.0	1.1	36/36

Other Letterwinners (4)

2	Cullen Neal	G	6-4	191	Jr.	1L	9.4	1.7	2.2	0.5	0.1	36/12
14	Rasheed Brooks	G	6-5	203	Sr.	2L	6.4	2.6	1.6	0.8	0.2	33/12
0	Donte Fitzpatrick-Dorsey	G	6-4	191	So.	2L	1.4	1.1	0.4	0.2	0.1	22/2
32	Nate Morris	C	6-9	235	Fr.	1L	0.0	1.0	0.0	0.0	0.4	7/0

- Ole Miss must replace the SEC's leading rebounder in Sebastian Saiz, who pulled down a school-record 409 boards last season.
- Saiz was a double-double machine, averaging 15.1 ppg and 11.4 rpg (set the school record with 409 rebounds in one season).
- Saiz also became the seventh player in SEC history with 1,000 points, 1,000 rebounds and 100 blocked shots.
- The Rebels will have to replace two guards that combined to provide 15.8 points off the bench in Cullen Neal and Rasheed Brooks.

2017-18 REBEL BREAKDOWN

NEWCOMERS (8)


No.	Name	Pos.	Ht.	Wt.	Yr.	Exp.	Ppg	Rpg	Apg	Spg	Bpg	G/GS
0	Devontae Shuler	G	6-2	192	Fr.	HS	-	-	-	-	-	-
5	Markel Crawford	G	6-4	210	Gr.	TR	12.8	4.4	1.9	1.4	0.1	32/31
10	Antonio Morgano	G	5-10	165	R-Fr.	RS	-	-	-	-	-	-
11	Eric Horn	F	6-7	185	So.	JC	2.8	4.1	1.0	0.9	0.3	27/9
12	Bruce Stevens	F	6-8	252	Jr.	JC	16.2	11.6	1.2	1.0	1.9	31/29
13	Dominik Olejniczak*	C	7-0	255	So.	TR	6.5	4.1	0.3	0.2	0.7	30/8
20	D.C. Davis	G	5-11	175	Jr.	TR	15.9	2.5	1.5	0.9	0.2	27/21
34	Ilya Tyrtyschnik	G	6-3	185	Fr.	HS	-	-	-	-	-	-

*Stats are from 2015-16 season at Drake (redshirted 2016-17 season)

•The Rebels added a mixture of talented college transfers and high school signings. Markel Crawford arrives at Ole Miss as a graduate transfer from Memphis. He finished second on the Tigers in scoring last season at 12.8 points per game and led the team with 42 3-pointers, while shooting 47.8 percent from the floor. Bruce Stevens, the No. 6 rated junior college player in the nation according to JUCORecruiting.com, averaged 16.2 points and 11.6 rebounds per game last season at Jones County (Miss.) Junior College en route to first team All-America honors from the NJCAA. Also eligible to play this year is 7-footer Dominik Olejniczak, who sat out last season after transferring from Drake.

• Devontae Shuler, a composite four-star guard rated the No. 100 player in the nation by 247 Sports and Scout.com and No. 104 by Rivals.com averaged 15.3 points, 4.3 rebounds, 4.1 assists and 3.7 steals per game at perennial powerhouse Oak Hill Academy.

2017-18 REBELS



From left to right (front row): Antonio Morgano, Ilya Tyrtyschnik, D.C. Davis, Devontae Shuler, Breein Tyree, Deandre Burnett, Lane Below, Terence Davis. (Back row): Eric Horn, Bruce Stevens, Dominik Olejniczak, Karlis Silins, Justas Furmanavicius, Marcanvis Hymon, Markel Crawford.



2017-18 REBEL ROSTER

NUMERICAL

No.	Name	Pos.	Ht.	Wt.	Yr.	Hometown (Previous School)
0	Devontae Shuler	G	6-2	192	Fr.	Irmo, S.C. (Oak Hill Academy)
1	Deandre Burnnett	G	6-2	192	Sr.	Miami Gardens, Fla. (Miami (Fla.))
2	Marcanvis Hymon	F	6-7	220	Sr.	Memphis, Tenn. (Whitehaven)
3	Terence Davis	G	6-4	201	Jr.	Southaven, Miss. (Southaven)
4	Breein Tyree	G	6-2	192	So.	Somerset, N.J. (St. Joseph HS)
5	Markel Crawford	G	6-4	210	Gr.	Memphis, Tenn. (Memphis)
10	Antonio Morgano	G	5-10	165	R-Fr.	Morgantown, W. Va. (Morgantown)
11	Eric Horn	F	6-7	185	So.	Los Gatos, Calif. (Cuesta College)
12	Bruce Stevens	F	6-8	252	Jr.	Louin, Miss. (Jones County JC)
13	Dominik Olejniczak	C	7-0	255	So.	Torun, Poland (Drake)
20	D.C. Davis	G	5-11	175	Jr.	Purvis, Miss. (Jones County JC)
22	Karlis Silins	F	6-11	245	R-Fr.	Riga, Latvia (WEF Skola)
24	Lane Below	G	6-1	185	Sr.	Advance, Mo. (Three Rivers CC)
34	Ilya Tyrtyschnik	G	6-3	185	Fr.	Kiev, Ukraine (GBA Prague)
50	Justas Furmanavicius	F	6-7	210	Sr.	Kaunas, Lithuania (Three Rivers CC)

ALPHABETICAL

No.	Name	Pos.	Ht.	Wt.	Yr.	Hometown (Previous School)
24	Lane Below	G	6-1	185	Sr.	Advance, Mo. (Three Rivers CC)
1	Deandre Burnnett	G	6-2	192	Sr.	Miami Gardens, Fla. (Miami (Fla.))
5	Markel Crawford	G	6-4	210	Gr.	Memphis, Tenn. (Memphis)
20	D.C. Davis	G	5-11	175	Jr.	Purvis, Miss. (Jones County JC)
3	Terence Davis	G	6-4	201	Jr.	Southaven, Miss. (Southaven)
50	Justas Furmanavicius	F	6-7	210	Sr.	Kaunas, Lithuania (Three Rivers CC)
11	Eric Horn	F	6-7	185	So.	Los Gatos, Calif. (Cuesta College)
2	Marcanvis Hymon	F	6-7	220	Sr.	Memphis, Tenn. (Whitehaven)
10	Antonio Morgano	G	5-10	165	R-Fr.	Morgantown, W. Va. (Morgantown)
13	Dominik Olejniczak	C	7-0	255	So.	Torun, Poland (Drake)
0	Devontae Shuler	G	6-2	192	Fr.	Irmo, S.C. (Oak Hill Academy)
22	Karlis Silins	F	6-11	245	R-Fr.	Riga, Latvia (WEF Skola)
12	Bruce Stevens	F	6-8	252	Jr.	Louin, Miss. (Jones County JC)
4	Breein Tyree	G	6-2	192	So.	Somerset, N.J. (St. Joseph HS)
34	Ilya Tyrtyschnik	G	6-3	185	Fr.	Kiev, Ukraine (GBA Prague)

COACHING STAFF

Head Coach:

Andy Kennedy (UAB, 1991), 12th Year

Assistant Coaches:

Rahim Lockhart (Ole Miss, 2001), First Year

Tony Madlock (Memphis, 1991), Fourth Year

Todd Abernethy (Ole Miss, 2007), Fourth Year

Coordinator of Basketball Operations: James Hark

Coordinator of Video Services: Nathan Dye

Athletic Trainer: Andrew Beyke

Strength & Conditioning Coach: Matt Turner

Senior Staff Assistant: Kara Hobson

PRONUNCIATION GUIDE

Lane **BELOW**

JUSTAS FURMANAVICIUS

MARCANVIS Hymon

DOMINIK OLEJNICZACK

DEVONTAE Shuler

KARLIS SILINS

Ilya **TYRTYSHNIK**

RAHIM Lockhart

buh-LOO

YOO-stuss fur-mah-NAH-vih-chuss

mar-CAN-vis

DAH-mih-nick oh-la-NEE-chak

duh-VON-tay

CAR-lis SHILL-insh

ter-TEESH-nick

rah-HEEM

2017-18 RADIO/TV ROSTER




0

DEVONTAE SHULER
6-2 • 192 • G • Fr.
Irmo, S.C.



1

DEANDRE BURNETT
6-2 • 192 • G • Sr.
Miami Gardens, Fla.



2

MARCANVIS HYMON
6-7 • 220 • F • Sr.
Memphis, Tenn.



3

TERENCE DAVIS
6-4 • 201 • G • Jr.
Southaven, Miss.



4

BREEIN TYREE
6-2 • 192 • G • So.
Somerset, N.J.




5

MARKEL CRAWFORD
6-4 • 210 • G • Gr.
Memphis, Tenn.




10

ANTONIO MORGANO
5-10 • 165 • G • R-Fr.
Morgantown, W. Va.




11

ERIC HORN
6-7 • 185 • F • So.
Los Gatos, Calif.




12

BRUCE STEVENS
6-8 • 252 • F • Jr.
Loun, Miss.



13

DOMINIK OLEJNICZAK
7-0 • 255 • C • So.
Torun, Poland



20

D.C. DAVIS
5-11 • 175 • G • Jr.
Purvis, Miss.




22

KARLIS SILINS
6-11 • 245 • F • R-Fr.
Riga, Latvia




24

LANE BELOW
6-1 • 185 • G • Sr.
Advance, Mo.




34

ILYA TYRTYSHNIK
6-3 • 185 • G • Fr.
Kiev, Ukraine



50

JUSTAS FURMANAVICIUS
6-7 • 210 • F • Sr.
Kaunas, Lithuania



RAHIM LOCKHART
First year at Ole Miss



TONY MADLOCK
Fourth year at Ole Miss



TODD ABERNETHY
Fourth year at Ole Miss



ANDY KENNEDY
12th year at Ole Miss



ANDY KENNEDY

HEAD COACH

12th Season UAB, 1991

Andy Kennedy has certainly left his mark on Ole Miss Basketball.

When Kennedy returned to his home state in March 2006 to take over as head basketball coach at Ole Miss, he was admittedly facing a formidable task.

Despite some notable spurts of success in the Rebels' hoops history (the 1981 SEC Tournament Championship and 2001 NCAA Sweet Sixteen berth come to mind), it was a program with only seven 20-win seasons and nine postseason victories in its nearly 100 years of existence.

Eleven postseason wins, eight postseason berths, nine 20-win seasons, two NCAA Tournament appearances, two NIT Final Fours, two SEC West titles and an SEC Tournament Championship later, the two-time SEC Coach of the Year has cemented his name throughout the Rebel record book as the winningest coach in school history.

Not only has Kennedy left his mark on Ole Miss, but SEC basketball as a whole. Some notable accomplishments by Kennedy as a head coach include:

- Fourth-most wins in SEC history by a coach in his first 11 years in the league at one school (234)
- One of five coaches in SEC history to post at least nine 20-win seasons in first 11 years in the league, joining Billy Donovan (Florida), Joe B. Hall (Kentucky), Nolan Richardson (Arkansas) and Tubby Smith (Kentucky)
- Only coach in SEC history to post 11 consecutive winning seasons after taking over a program coming off four straight losing seasons
- One of eight active head coaches with 12 or more consecutive winning seasons to start career: Jim Boeheim (41), Roy Williams (29), Tom Izzo (22), Mark Few (18), Jamie Dixon (14), Sean Miller (13), Andy Kennedy (12), Dave Rose (12)

Kennedy enters his 13th season as a head coach with an overall record of 255-153 (.625). The Louisville, Mississippi, native is 234-140 (.626) in 11 seasons at Ole Miss, and his 234 wins rank 18th in SEC history. Under Kennedy, Ole Miss is one of only 20 programs in the country to finish in the top 100 of the RPI for 11 consecutive seasons.

Throughout his tenure on the Rebels' sideline, Kennedy has developed talent and brought out the best in the basketball players that decide to continue their careers at Ole Miss. He has coached Ole Miss' all-time leader in rebounding (Murphy Holloway), 3-pointers (Chris Warren) and blocked shots (Reginald Buckner). Over the last 11 seasons, 12 Ole Miss guards have earned All-SEC honors; only two other schools have accomplished that feat.

Last season, Ole Miss recorded 22 wins and made a run to the NIT Quarterfinals after knocking off Syracuse in the Carrier Dome. The Rebels were led by All-SEC forward Sebastian Saiz, who set the school record with 409 rebounds in a season while averaging 15.1 points and 11.4 points per game. Saiz capped off his career ranked second all-time in rebounds at Ole Miss with 1,008 and became the seventh player in SEC history with 1,000 points, 1,000 rebounds and 11 blocked shots.

In 2016, the Rebels recorded their eighth 20-win season under Kennedy as senior Stefan Moody became the first SEC player since Vanderbilt's John Jenkins in 2011-12 to earn back-to-back consensus first team All-SEC honors. Moody led the league and finished fifth in the nation in scoring, while becoming just the 26th player in league history to top 700 points in a single season. He also finished just 17 assists shy of joining Pete Maravich as the only two players in SEC history with 700 points and 150 assists in a single season.

The Rebels also opened the brand new, \$96.5-million Pavilion at Ole Miss to rave reviews and sellout crowds. Ole Miss opened the first class, on-campus arena with a thrilling 74-66 victory over Alabama in front of a ruckus, sellout crowd of 9,500 on Jan. 7, 2016.

In 2015, Ole Miss finished third in the rugged Southeastern Conference and won 20-plus games for the seventh time in nine seasons under Kennedy. The Rebels made another trip to the NCAA Tournament and faced BYU in Dayton, Ohio. Ole Miss mounted a furious second-half rally to overcome a 17-point deficit and knock off the Cougars 94-90 in the highest scoring game of the tournament. The 17-point comeback was the biggest in the Big Dance since 2012.

All of Kennedy's perseverance paid off in a huge way for the Rebels in 2013, as "AK" led Ole Miss to its second SEC Tournament title, a school record-tying 27 wins and the first NCAA Tournament appearance since 2002 en route to SEC Coach of the Year honors.

"For me personally, our late-season run taught me the lesson that I try to teach my own children as well as the guys on our team, that is, perseverance is valuable," said Kennedy after the Rebels knocked off Florida for the SEC Tournament title. "I try to preach perseverance, staying the course, but it's hard to live it. I am so very proud that this team got to experience it."

Kennedy and the Rebels marched through the regular season with a school record-tying 12 league victories, including a school-best 6-0 start en route to a second-place finish in the regular season, before sweeping through the SEC Tournament, capped by a victory over Billy Donovan's top-seeded Gators in the title game.

Ole Miss earned a No. 12 seed in the NCAA Tournament and pulled off the upset in the second round by knocking off No. 5 seed Wisconsin, making Kennedy just the second coach in school history to win an NCAA Tournament game. The Rebels' 15 SEC victories (12 regular season and three SEC Tournament) also marked a school record.

The Kennedy-led Rebels have also claimed a pair of SEC Western Division Titles (2007, 2010) and made the first two NIT Final Four appearances in school history (2008, 2010). Along with wins and postseason appearances, Kennedy has brought a renewed passion for Ole Miss Hoops founded on an exciting brand of full-court, fast-paced action and lots of twine being tickled. Since Kennedy arrived, the Rebels have set season records in almost every offensive statistical category and several defensive ones, and led the SEC in scoring for the first time in school history at just under 80 points per game in 2013.

Ole Miss again cracked 20 wins with another 20-14 campaign in 2011-12,

making another appearance in the NIT. On the back of All-SEC senior Terrance Henry, the team finished 8-8 in league play and advanced to the SEC Tournament semifinals for the first time since 2007.

Led by sensational senior scorers Chris Warren and Zach Graham, the 2010-11 Rebels again reached the 20-win plateau and a postseason berth. Warren garnered first team All-SEC distinction, ranking second in the league with 19.1 points per game and leading the NCAA in free-throw shooting with an Ole Miss and SEC record percentage of 92.8. He led the way for an Ole Miss team that finished 20-14 and made the first round of the NIT.

In 2009-10, the Rebels were again among the league's elite squads as they claimed their second division title under Kennedy. They matched the 2007-08 team with a 24-11 record. Ranked in the polls for nine weeks, Ole Miss just missed out on an NCAA Tournament berth before storming through the first three rounds of the NIT with wins over Troy, Memphis and Texas Tech en route to an NIT Final Four trip to New York for the second time in three years.

Injuries riddled the Ole Miss lineup in 2008-09, but the Rebels still managed to register a winning 16-15 record and a 7-9 mark in SEC play. Despite the fact that it was the first time in four seasons as a head coach that Kennedy had not led his team to 20 wins or postseason play, he was named a finalist for the Clair Bee National Coach of the Year award and tabbed by Collegelinsider.com as the SEC Coach of the Year.

The short-handed Rebels upended nationally ranked Kentucky and SEC East champ Tennessee at home and would-be tourney champ Mississippi State on the road, while Terrico White flourished as the league's freshman of the year after Kennedy moved him to the starting point guard role.

After breaking the string of four consecutive losing seasons, the internal expectations for Kennedy's team were rising, despite the fact that most media experts again picked the Rebels to dwell in the division cellar in 2007-08. Kennedy would be counting on three freshmen and a pair of inexperienced sophomores to take over a backcourt that lost all three senior starters from the year before. Ole Miss broke out of the gates with a blazing 13-0 start and a No. 15 national ranking, and folks around the country started to take notice. In the end, Kennedy took his second Rebel squad to 24 wins, the second-most in school history, and the program's first-ever trip to the NIT Final Four at New York's Madison Square Garden.

The Rebels' 45 victories and back-to-back 20-win campaigns were both program firsts for a head coach in his first two seasons. In fact, Kennedy was just the fourth coach in SEC history with 45 or more wins in his first two years, a list which includes Tubby Smith (63 wins at Kentucky, 45 at Georgia), Eddie Sutton (50 at UK) and Bruce Pearl (46 at Tennessee).

Kennedy wasted no time putting Ole Miss back on the map when he arrived. In his debut season of 2006-07, he guided an unheralded Rebel squad to 21 wins, a Southeastern Conference Western Division title and a second-round appearance in the National Invitation Tournament en route to 2007 SEC Coach of the Year honors.

The Rebels' pursuit of championships is largely based on a keen eye for talent and the tireless recruiting efforts of Kennedy and his staff. Each year, they have added to the team's talent level and managed to reel in some of the most highly rated prep players in school history. The staff has brought in 14 players who were ranked among the nation's top 100 high school prospects, including 2010 NBA draft selection Terrico White. Add diamond-in-the-rough Chris Warren to that mix, and it's quite an impressive list.

At 49 years old, Kennedy has established himself as one of the rising stars in coaching. As Ole Miss continues to rise to the elite level of college basketball, Magnolia State fans can celebrate the fact that the Rebels are led by one of their very own.

THE KENNEDY FILE

CAREER RECORD AS A HEAD COACH:

255-153 (.625 winning pct. / 12 Seasons)

RECORD AS OLE MISS HEAD COACH:

234-140 (.626 winning pct. / 11 Seasons)

COACHING HONORS

2013 SEC Coach of the Year (NBCSports.com)


2009 Clair Bee National Coach of the Year Finalist

2007 SEC Coach of the Year (Associated Press)

2006 BIG EAST Coach of the Year (CBS Sportsline, New York Post)

2004 One of nation's "Top 10 Assistant Coaches" (Athlon)

2004 One of nation's "Top 20 Recruiters" (Rivals.com)

**COACHING CAREER**

Season	School	Position	Record/Postseason
1994-95	So. Alabama	Assistant Coach	8-15
1996-97	UAB	Assistant Coach	18-14/NIT
1997-98	UAB	Assistant Coach	21-12/NIT
1998-99	UAB	Assistant Coach	20-12/NCAA
1999-00	UAB	Assistant Coach	14-14
2000-01	UAB	Assistant Coach	17-14
2001-02	Cincinnati	Asst. Coach/Recruiting Coordinator	31-4/NCAA
2002-03	Cincinnati	Asst. Coach/Recruiting Coordinator	17-12/NCAA
2003-04	Cincinnati	Asst. Coach/Recruiting Coordinator	25-7/NCAA
2004-05	Cincinnati	Assoc. Head Coach/Recruiting Coordinator	25-8/NCAA
2005-06	Cincinnati	Interim Head Coach	21-13/NIT Quarters
2006-07	Ole Miss	Head Coach	21-13/NIT 2nd Rd
2007-08	Ole Miss	Head Coach	24-11/NIT Final Four
2008-09	Ole Miss	Head Coach	16-15
2009-10	Ole Miss	Head Coach	24-11/NIT Final Four
2010-11	Ole Miss	Head Coach	20-14/NIT 1st Rd
2011-12	Ole Miss	Head Coach	20-14/NIT 1st Rd
2012-13	Ole Miss	Head Coach	27-9/NCAA 3rd Rd
2013-14	Ole Miss	Head Coach	19-14
2014-15	Ole Miss	Head Coach	21-13/NCAA 2nd Rd
2015-16	Ole Miss	Head Coach	20-12
2016-17	Ole Miss	Head Coach	22-14/NIT Quarters

PLAYING CAREER

- 1982-84 Two-time All-State selection at Winston Academy (Louisville, Miss.)
1983 State Champions
- 1984-86 Two-time All-State selection at Louisville HS
1986 Parade All-American, Mississippi Player of the Year
1986 Mississippi Class 4A North Half Champions
- 1986-87 Freshman at North Carolina State, coached by Jim Valvano
1987 ACC Tournament Champions
- 1988-91 Three-year letterman at UAB, coached by Gene Bartow
1991 Honorable Mention All-America Selection (Basketball Times)
Two-time All-Sun Belt Conference (1990,1991)
School's 2nd all-time leading scorer (1,787 points)
Still holds more than 15 school records, including season average of 21.8 ppg
1990 Sun Belt Conference Champions, NCAA Tournament
1989 NIT Final Four
- 1991-94 Played professionally in the NBA (Charlotte) and in Greece, Spain, Holland and Puerto Rico

EDUCATION: Bachelor of Arts in History, UAB 1991



THE ROAD TO OXFORD

It was a long and winding road for Kennedy to return to his home state, but he was overjoyed when he was announced as the 20th head men's basketball coach in the history of the University of Mississippi on March 24, 2006.

"Who says you can't come home?" Kennedy said at his hiring press conference in C.M. "Tad" Smith Coliseum. "This is like a homecoming for me. It's been quite some time since I've stepped foot in this facility, and it conjures up a lot of good memories. I think of successful Ole Miss Basketball from Carlos Clark to Elston Turner to Sean Tuohy to John Stroud to Gerald Glass. I know that there have been a lot of great players and a lot of great moments in here, and it is my charge, my duty to bring that back. I assure you that will happen."

Kennedy arrived in Oxford after a successful season, albeit amid less than ideal circumstances, as the interim head coach at the University of Cincinnati.

His accomplishments as an assistant with the Bearcats were notable, so when a year-long struggle between Bob Huggins and UC ended on August 24, 2005, and the four-time National Coach of the Year honoree resigned his post, Kennedy was granted the opportunity to step into those large shoes and make a major career move.

Two days later, Kennedy was tapped with the challenge of steadying a program that had two national championships in its past and a streak of 14 consecutive NCAA Tournaments. The Bearcats were also less than three months away from their first season of competition in one of the nation's strongest conferences, the Big East.

Kennedy's already daunting task became even more difficult with the departure of one incoming recruit, two returning veterans and two promising freshmen, plus the loss of a key three-year starter to a mid-season injury, not to mention playing the fifth-rated schedule in the nation.

Despite all the adversity, Kennedy's Bearcats jumped out to a 13-2 start with road wins over Vanderbilt, Marquette, Dayton and eventual Final Four club LSU. While playing only eight scholarship players, Cincinnati cracked the AP Top-25 ranking, and Kennedy was named Mid-Season National Coach of the Year by CBS Sportsline.

The winning continued in conference play. The Bearcats stunned Jim Boeheim's Syracuse Orangemen in the Carrier Dome 82-65, knocked off Rick Pitino's Louisville Cardinals 74-68 and upset 14th-ranked West Virginia 78-75.

Perhaps more significant than the victories, Kennedy reignited the fire and belief in Cincinnati basketball. The early-season home crowds of half-capacity were

once again selling out Fifth Third Arena and chanting and waving signs of "Hire Andy".

Cincinnati played itself to the cusp of an NCAA Tournament appearance. Kennedy's club finished the regular season with an 8-8 league mark and squared off with Syracuse in the opening round of the Big East Tournament.

The Bearcats erased a 14-point deficit and took a two-point lead with 6.2 seconds left. Orangeman All-America Gerry McNamara took the ensuing inbounds and heaved in a controversial running three-pointer as time expired for the 74-73 SU win.

Whether McNamara had traveled or not, Cincinnati's bubble had been burst, and Kennedy's Cats eventually found themselves in the National Invitation Tournament instead. Despite disappointingly being left home from the Dance, they competed with the same passion they had the entire season and reached the NIT quarterfinals.

When the dust finally settled on Cincinnati's 2005-06 campaign, Kennedy had directed the Bearcats to a 21-13 record, defeated 12 foes ranked in the top 100 of the RPI and played a schedule rated fifth-toughest in college hoops.

National media praised what Kennedy had achieved under such difficult circumstances. The New York Post labeled him the Big East Coach of the Year, and at least one media outlet - Minnesota-based GopherHole.com- even named him their National Coach of the Year.

Despite all of Kennedy's notoriety, Cincinnati administration remained unsure of its future coaching plans and kept the interim tag on his title. As the season drew to a close, Ole Miss' head job became vacant, and Chancellor Robert Khayat and Athletics Director Pete Boone quickly looked north to the budding coaching star from Mississippi.

With the permission of the UC brass, Kennedy spoke with Boone mere moments before setting foot on the court for the Bearcats' NIT quarterfinal bout with South Carolina at Fifth Third Arena. Cincinnati had only a handful of scholarship players available and fell to the Gamecocks 65-62 with chants of "Thank you Andy" echoing through the Bearcat crowd as the final seconds ticked off the clock. A thousand fans remained in the coliseum to continue the chant during the postgame radio show.

Meanwhile, Kennedy graciously accepted the opportunity to be head coach at the University of Mississippi shortly after the game, and in a whirlwind, he was flown to Oxford the following morning for a noon press conference.

RIISING UP THE RANKS

Prior to becoming Cincinnati's interim head coach, Kennedy earned a reputation as one of the top assistants in the country during his first four years with the

KENNEDY MAKING HIS MARK AT OLE MISS

- The all-time winningest coach in Ole Miss history
- Two-time SEC Coach of the Year (2007, '13)
- 2013 SEC Tournament Title
- 2013 NCAA Third Round
- 2015 NCAA Second Round
- Two SEC Western Division Titles (2007, '10)
- Two NIT Final Four appearances (2008, '10)
- Eight postseason berths (2007, '08, '10, '11, '12, '13, '15, '17)
- Tied the school record with 27 wins in 2013.
- Nine 20+ win seasons (2007 - 21, '08 - 24, '10 - 24, '11 - 20, 12 - 20, '13-27, '15-21, '16-20, '17-22)
- Ole Miss was the only team in the SEC recognized by the NCAA in 2011-12 season for being in the top-10 percent of teams in the men's basketball Academic Progress Rate.
- More postseason wins (11) than any coach in program history.
- Reached 100 wins faster than any coach in school history (158 games).
- First coach to lead Ole Miss to 11-straight winning seasons.
- Led Rebels to nine 20-plus win seasons in first 11 years after and program recorded seven such seasons in first 96 years. Also, first coach to lead Ole Miss to four consecutive 20-win seasons.
- The Rebels have been nationally ranked a total of 18 weeks during Kennedy's tenure, rising as high as 14th.
- Has coached the school's all-time leading rebounder, shot blocker and 3-point FG shooter.
- Boasts the fourth-most wins in SEC history by a coach in his first 11 years in the league with 234 trailing just Billy Donovan, Florida (261), Joe B. Hall, Kentucky (250), and Wimp Sanderson, Alabama (239).

- Ole Miss has led the SEC in scoring at just under 75.0 ppg in the 11 seasons under Kennedy.
- One of nine active head coaches who have coached at least 12 years without a losing season.
- Ole Miss and Kentucky are the only two programs in the SEC to have finished .500 or better in the conference each of the last six seasons.
- Ole Miss has had seven seasons with a .500 or better record in the SEC through Kennedy's 11 years, while the Rebels had 17 such seasons in the 96 years before his arrival.
- Fifth coach in SEC history to guide his teams to 20+ wins in seven of his first 11 seasons. The others: Billy Donovan (Florida), Joe B. Hall (Kentucky), Nolan Richardson (Arkansas) and Tubby Smith (Georgia/Kentucky).
- Fourth coach in SEC history with 45 or more wins in his first two seasons at a league school. The others: Tubby Smith (63 at Kentucky, 45 at Georgia), Eddie Sutton (50 at Kentucky) and Bruce Pearl (46 at Tennessee).
- Ole Miss season and single-game attendance records have been shattered.
- Ole Miss led the SEC in scoring (77.2) for the first time in school history in 2012-13.
- Ole Miss team statistical records in nearly every offensive category and some defensive categories have been established, as well as many individual records.
- Ole Miss is third in the SEC behind Florida and Kentucky for the most All-SEC selections in the last 11 years (17).
- In 2007-08, Ole Miss set school records for longest winning streak and most wins to start a season.
- In 2006-07, Ole Miss won the most games (21) by a first-year Rebel head coach and received SEC Coach of the Year honors.

Bearcats, beginning in 2001. In fact, Athlon named him one of the nation's top 10 assistant coaches in 2004, the same year Rivals.com tabbed him as one of the top 20 recruiters in all of college basketball.

As an assistant coach and the recruiting coordinator under Bob Huggins, Kennedy had the duty to help maintain Cincinnati's spectacular run of success and keep the UC talent pool stocked. In his first season, the Bearcats recorded the most wins in school history with a 31-4 mark and the program's first No. 1 seed in the NCAA Tournament. The squad also experienced success off the court by winning the C-USA Men's Basketball Team GPA Award.

During Kennedy's first three years as the Bearcats' recruiting coordinator, Cincinnati attracted three straight top-10 recruiting classes with the class of 2002 rated fifth in the nation by Bob Gibbons of All Star Sports, the 2003 group finishing seventh by both PrepStars and FutureStars, and the 2004 class rated 10th by All Star Sports.

Overall, Kennedy's four seasons as an assistant on the Cincinnati bench resulted in four straight NCAA Tournament appearances, two Conference USA regular-season championships and two C-USA Tournament titles. He was promoted to associate head coach in 2004.

"Andy has the total package - from recruiting to game preparation to PR - he's one of the great young guys in the business," said Huggins upon Kennedy's promotion. "Years from now, people will see him on TV and remember he was once here."

According to Kennedy, that "total package" is a direct result of his experience alongside Huggins. "I feel very fortunate to have had the opportunity to work for Coach Huggins and the University of Cincinnati," he said. "To be able to sit to the right hand of one of the best coaches in all of college basketball and see first-hand the inner-workings of a top-20 program was very educational."

Kennedy began his coaching career as an assistant at the University of South Alabama in 1994. After a year, he took a shot in the commercial real estate business, but quickly realized coaching was his calling and returned to his alma mater where he had experienced much success as a player.



The Kennedy family (from L-to-R): Kimber, Kaitlyn, Andy and Meagan.

Kennedy earned his coaching wings in his five seasons as an assistant at UAB under Murry Bartow, son of legendary coach Gene Bartow, who had mentored Kennedy as a player. Kennedy helped the Blazers compile a 90-66 record and make three postseason tournament appearances while on the UAB bench. The highlight of that tenure came in 1998-99 when the Blazers tied for the Conference USA regular-season title and advanced to the NCAA Tournament.

ALL-STAR PLAYER

Kennedy's prowess on the hardwood was evident early in his prep career. As a ninth-grader, he pumped in 28 points in a victorious state championship game.

Three years later, the Louisville High School senior was the state's top talent, receiving Parade All-America and 1986 Mississippi Player of the Year honors. Ole Miss pursued this native Blue Chipper for its own, but Kennedy's eyes were focused on a different place, much further away than the 100-mile drive north to Oxford.

"Growing up in Louisville, I spent the majority of my time trying to find a way out of small-town Mississippi, and I've spent even more time as an adult trying to get back," he said. "As a young player, I fell into the 'grass is always greener' mentality, and for me that meant the ACC and North Carolina State."

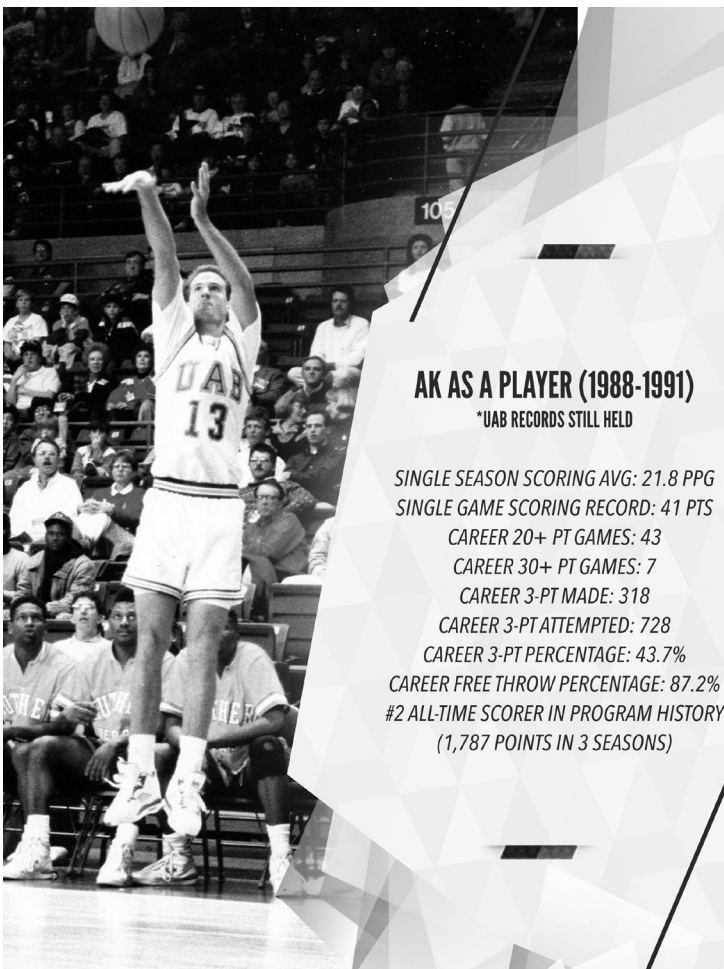
Jim Valvano's Wolfpack was a mere three years removed from its thrilling national championship season, and as a freshman, Kennedy helped the team claim the 1987 ACC Tournament title.

After a year of playing for and learning from the legendary Valvano, the 6-foot-7 forward made another unexpected decision, transferring from NC State to UAB.

The move took Kennedy from one highly successful coach in Valvano to another in Gene Bartow, whose teams had twice advanced to the Final Four. The move also took Kennedy's game to an even higher level.

In just three seasons at UAB, he became the school's second all-time leading scorer with 1,787 points and an 18.8 career scoring average. Kennedy led the Sun Belt Conference in scoring his senior season (1990-91) at 21.8 ppg. The two-time all-conference performer still holds or shares more than 15 Blazer records, including most 3-point field goals (318), highest career 3-point percentage (.437), highest career free throw percentage (.872), most 20-point games (43), most 30-point games (7) and the single-game scoring mark of 41 points.

Kennedy, who completed his B.A. in history at UAB in 1991, continued his playing career after college, returning to North Carolina to suit up for the NBA Charlotte Hornets. He later began a three-year professional stint abroad, playing in Greece, Holland, Spain and Puerto Rico. With his background under Valvano and Bartow, Kennedy seemed destined to enter the coaching ranks after his playing days were over. That end happened sooner than expected, as he sustained his second ACL tear and subsequent fifth and final knee operation while playing in Puerto Rico.



AK AS A PLAYER (1988-1991)

*UAB RECORDS STILL HELD

SINGLE SEASON SCORING AVG: 21.8 PPG

SINGLE GAME SCORING RECORD: 41 PTS

CAREER 20+ PT GAMES: 43

CAREER 30+ PT GAMES: 7

CAREER 3-PT MADE: 318

CAREER 3-PT ATTEMPTED: 728

CAREER 3-PT PERCENTAGE: 43.7%

CAREER FREE THROW PERCENTAGE: 87.2%

#2 ALL-TIME SCORER IN PROGRAM HISTORY
(1,787 POINTS IN 3 SEASONS)



TODD ABERNETHY

ASSISTANT COACH

4th Season Ole Miss, 2007

Former Ole Miss hoops standout Todd Abernethy is in his fourth season with the Rebels and his third as an assistant coach. Abernethy served as coordinator of recruiting development and acting assistant coach for the Rebel basketball staff in 2014-15 before moving to a full-time assistant.

Last season, Abernethy helped coach Ole Miss to 22 victories and a berth into the quarterfinals of the National Invitational Tournament. Rebel guards flourished with Abernethy's guidance as Miami (Fla.) transfer Deandre Burnett led the team in scoring (16.5 ppg) and Terence Davis emerged with a breakout sophomore season. After averaging only 1.8 ppg as a freshman, Davis' scoring exploded to 14.9 ppg last year.

During the 2015-16 season, Abernethy and the Rebels won 20 games for the second-straight season and under Abernethy's tutelage senior guard Stefan Moody earned first team All-SEC honors for the second-straight season.

In his first season back in Oxford, Abernethy helped the Rebels win 21 games and advance in the NCAA Tournament for the second time in three seasons. Under his guidance, Moody earned All-SEC first team honors from the Associated Press and the league's coaches.

A three-time team captain and fan favorite for the Rebels from

2004-07, Abernethy returned to Oxford after serving as the director of basketball operations and video coordinator at IUPUI in 2013. There, he assisted the Jaguars' coaching staff with day-to-day operations, administrative functions and video coordination.

Following his Ole Miss playing days, Abernethy began a six-year international professional career that included stops in the Netherlands, Estonia, Latvia, Poland and the Ukraine. In 2010, he helped his Tartu Rock squad to the Estonia National Championship, while later helping BK Ventspils to the Final 8 of the EuroChallenge in Latvia in 2012. He later founded the Todd Abernethy Basketball Camp, training the top high school players in Latvia.

A Carmel, Indiana native, Abernethy finished his Ole Miss career with 1,036 points and ranks fourth in school history with 431 assists. He earned All-Southeastern Conference honors in 2006-07 and was voted the league's Sixth Man of the Year in 2004-05. A three-time SEC Academic Honor Roll member, he earned his degree in banking and finance in 2007 and was Ole Miss' nominee for the H. Boyd McWhorter Scholar-Athlete Post Graduate Scholarship.

Todd and his wife, Micah, a former Ole Miss cross country and track letterwinner, have two daughters, Ruthie and Maria, and a son, Jack.

THE ABERNETHY FILE

COACHING CAREER

Season	School	Position
2013	IUPUI	Coordinator of Basketball Operations
2014	Ole Miss	Coordinator of Recruiting Development
2015-17	Ole Miss	Assistant Coach

PLAYING CAREER

2004-2007 Four-year letterman at Ole Miss

EDUCATION

2007 B.A. in Banking and Finance, Ole Miss



The Abernethy family (L to R): Front Row: Maria, Jack, Ruthie; Back Row: Micah and Todd.

TONY MADLOCK

ASSISTANT COACH

4th Season Memphis, 1991

Tony Madlock, who boasts more than 20 years of collegiate coaching experience, is in his fourth season as an assistant coach with the Rebels.

Last season, Madlock helped guide the Rebels to 22 victories and a trip to the NIT Quarterfinals. He coached Sebastian Saiz to all-league honors and a record-breaking senior season. Averaging 15.1 ppg and 11.4 rebounds per game, Saiz set the school record by pulling down 409 boards throughout the year.

During the 2015-16 campaign, Madlock and the Rebels won 20 games for the second time in as many seasons in Oxford. Senior guard Stefan Moody earned first team All-SEC honors for the second-straight season and Madlock helped coach Saiz, who finished fourth in the SEC in rebounding.

In his first season in Oxford, Madlock helped the Rebels win 21 games and advance in the NCAA Tournament for the second time in three seasons. Under his tutelage, Moody earned first team All-SEC honors from the Associated Press and the league's coaches.

Madlock, who spent four seasons as a member of Tony Barbee's staff at Auburn, has also coached four seasons as an assistant at UTEP and nine seasons at Arkansas State.

At Auburn, Madlock helped coach Chris Denson to All-SEC second team honors in 2013-14, and he recruited three top-100 players to the Plains during his time with the Tigers.

In his four years at UTEP, Madlock recruited 2010 C-USA Player of the Year, Randy Culpepper, and Arnett Moultrie, a 2009 C-USA All-Freshman Team selection. UTEP won the 2010 Conference USA Championship with a 26-7 overall record and a 15-1 league mark as the Miners advanced to the NCAA Tournament before losing to eventual NCAA runner-up Butler.

He also coached Stefan Jackson, who is the all-time leading scorer in UTEP and Conference USA history, All-CUSA second-team selection Derrick Carracter, who was drafted by the Los Angeles Lakers in 2010, and C-USA All-Defensive Team member Julyan Stone.

THE MADLOCK FILE

COACHING CAREER

Season	School	Position
1995-97	Melrose High School	Head Coach
1997-05	Arkansas State	Assistant Head Coach
2006-09	UTEP	Assistant Coach
2010-13	Auburn	Assistant Coach
2014-17	Ole Miss	Assistant Coach

PLAYING CAREER

1988-1992 Four-year letterman at Memphis

EDUCATION

1991 B.A. in Marketing, Memphis



Madlock spent six of his nine years at Arkansas State as the assistant head coach prior to going to El Paso. He helped Arkansas State to the 1998 Sun Belt Conference regular season championship and the 1999 Sun Belt Conference tournament title, as he recruited six junior college All-Americans to the school.

He also recruited the only junior college player in Arkansas State history to score 1,000 points in two seasons. He coached four all-conference players and the Sun Belt Conference Newcomer of the Year.

Madlock began his coaching career as an assistant and teacher at his alma mater, Melrose High School, in Memphis. The Golden Wildcats posted a 67-29 mark over the three seasons with Madlock on the staff, and Melrose was the 1997 state tournament runner-up with a 32-7 record.

Madlock also starred at Melrose, receiving honorable mention All-America and first-team All-State honors as a point guard while lettering three years.

Madlock earned a bachelor's degree in marketing from the University of Memphis in 1991 in 3.5 years. The Memphis, Tennessee, native capped off a successful career at Memphis in helping the Tigers to the 1992 NCAA Tournament Elite Eight to go along with four-straight postseason appearances.

A four-year letterman and three-year starter for Memphis from 1988-92, Madlock was a member of four postseason tournament teams for the Tigers, reaching the NCAA Tournament and NIT two times each.

He still ranks among the school's all-time leaders for games played (128) and averaged in double figures as a junior and senior.

Madlock played one year of professional basketball in South America prior to starting his coaching career.

Born Feb. 17, 1970, Madlock is married to the former Stacie Bryant of Memphis. They have two children, a daughter, Kyndal, and a son, T.J.



The Madlock family (L to R): Kyndal, Stacie, Tony and T.J.



RAHIM LOCKHART

ASSISTANT COACH

1st Season Ole Miss, 2001

Ole Miss All-American Rahim Lockhart is in his first season as an assistant coach with the Rebels.

Lockhart, a standout on the hardwood for the Rebels from 1998-2001, returned to Ole Miss after a successful high school and junior college coaching career. Most recently, Lockhart was the head coach at Jones County (Miss.) Junior College, where he led the Bobcats to a 64-15 record in three seasons and three straight NJCAA Region 23 Tournament appearances. This past season, Lockhart guided Jones to a 29-2 overall mark and the NJCAA Tournament round of 16.

A Mendenhall, Mississippi, native, Lockhart helped the Bobcats to a 17-8 record in 2015-16 and an appearance in the MACJC championship game. In his first season in 2014-15, Jones won its first 14 games and was ranked as high as No. 8 in the NJCAA Division I poll en route to an 18-5 overall mark.

Lockhart came to JCJC after serving as head coach at Madison Central in Madison, Mississippi from 2011-14, where he led the Jaguars to the 6A North State title in 2013 and 2014 and the 6A state finals in 2013. He was head coach at Grenada (Miss.) from 2009-11, leading the Chargers to North State in 2011, and served as the head

coach at Taylorsville (Miss.) from 2007-09, guiding the Tartars to the 2A championship quarterfinals in 2008 and 2009 and a district championship in 2009. He began his coaching career as an assistant coach at Piney Woods (Miss.) from 2005-07, helping the Tornados to the 2A state finals in 2007.

One of the greatest players in Ole Miss Basketball history, Lockhart earned third team All-America honors as a senior in 2001 after leading the Rebels to a 27-8 overall record and the school's first ever NCAA Sweet 16 appearance. He ranks 27th in Ole Miss history with 1,160 career points and earned All-SEC honors as a senior after averaging 13.0 points and 8.1 rebounds a game. A member of the Ole Miss Team of the Century, Lockhart helped the Rebels to three NCAA Tournament appearances, two SEC Western division titles and three 20-win seasons in his four years in Oxford.

Lockhart received his Bachelor's of Arts degree in History from the University of Mississippi and his Master's of Sports Administration degree from Belhaven University. He and his wife Tarrah have four children, Amirah, Alonzo, Ahmad and Ahma.

THE LOCKHART FILE

COACHING CAREER

Season	School	Position
2007-08	Taylorsville HS	Head Coach
2009-11	Grenada HS	Head Coach
2012-14	Madison Central HS	Head Coach
2015-17	Jones County JC	Head Coach

PLAYING CAREER

1998-2001 Four-year letterman at Ole Miss

EDUCATION

2001 B.A. in History, Ole Miss



The Lockhart family (L-to-R): Amirah, Alonzo, Tarrah, Rahim, Ahma and Ahmad.

JAMES HARK

COORDINATOR OF OPERATIONS

4th Season Dayton, 2011

James Hark is in his fifth year back in Oxford, including his fourth season as the coordinator of basketball operations for the Ole Miss men's basketball program. He had previously served as the coordinator of video services for the Rebels during the 2013-14 season.

Hark handles a variety of responsibilities within the program, including the coordination of team travel, overseeing all aspects of the Ole Miss Basketball Camps, acting as the liaison to compliance and academics, and assisting with non-conference scheduling and opponent scouting.

Before arriving back to Ole Miss, Hark spent three months as director of basketball operations at Indiana State.

Hark worked two years as a graduate assistant manager on Andy Kennedy's staff at Ole Miss from 2011-13. In those two years, Hark helped the Rebels to two postseason berths, including the 2013 SEC Tournament Championship and the Rebels' first bid to the NCAA Tournament since 2002.

Prior to coming to Oxford, Hark spent two years as a student manager at the University of Dayton, helping the Flyers to back-to-back NIT appearances and the 2010 NIT Championship.



A graduate of St. Ignatius High School in Cleveland, Ohio, Hark earned his Bachelor of Science degree in Sports Management from the University of Dayton in 2011, and completed his Master's Degree in Business Administration from the University of Mississippi in 2014.

Hark is married to the former Andrea Torgerson of Washington Court House, Ohio. The couple has one dog, Lily.

THE HARK FILE

PROFESSIONAL CAREER

Season	School/Team	Position
2009-11	Dayton	Team Manager
2011-13	Ole Miss	Graduate Manager
2013	Indiana State	Director of Basketball Operations
2013	Ole Miss	Coordinator of Video Services
2014-17	Ole Miss	Coordinator of Basketball Operations

EDUCATION


2011	B.S. in Sports Management, Dayton
2014	M.B.A. in Business, Ole Miss



The Hark family (L to R): Andrea and James



SUPPORT STAFF



NATHAN DYE

VIDEO COORDINATOR

2nd Season

Ole Miss, 2012

Nathan Dye is in his second year as the coordinator of video services for the Ole Miss men's basketball program.

Dye is responsible for the program's video operations and will primarily focus on team and opponent scouting, motivational and highlight videos, and the collection and organization of the team's video and data files.

Dye served as a graduate manager for Ole Miss and Andy Kennedy from 2012-14. He helped the Rebels to 46 wins over two years, including the SEC Tournament Championship in 2013, and a win over Wisconsin in the NCAA Tournament that season.

A native of Jackson, Mississippi, Dye graduated from Jackson Academy and earned his B.A. in Public Policy Leadership from Ole Miss in 2012 and his M.B.A. in 2014. Born October 1, 1989, he is the son of Hamp and Shannon Dye and has one brother, David. He married the former Hannah Korte, of Metropolis, Illinois, on July 25, 2015. Hannah and Nathan are parents to Ann Hampton Dye, born January 21, 2017, and have one dog, Nash.

THE DYE FILE

PROFESSIONAL CAREER

Season	School/Team	Position
2009-12	Ole Miss	Team Manager
2013-14	Ole Miss	Graduate Manager
2017	Ole Miss	Coordinator of Video Services

EDUCATION

2012	B.S. in Public Policy, Ole Miss
2014	M.B.A. in Business, Ole Miss




The Dye family (L to R): Nash, Nathan, Ann Hampton and Hannah.



Wilbur Allen
Coordinator of Player Development



Vic Meena
Assistant Director of Basketball Operations



Nick Williams
Graduate Manager



Andrew Beyke
Senior Athletic Trainer



Matt Turner
Assistant Strength and Conditioning Coach



Kara Hobson
Senior Staff Assistant

STUDENT MANAGERS



Matthew Powell
Team Manager



Addison Hebert
Team Manager




Bracken Ray
Team Manager



Sam Kirshenbaum
Team Manager



Jesse Morrow
Team Manager



Jalen Taylor
Team Manager



Parker Whiteaker
Team Manager





24

LANE BELOW

6-1 • 190 • SR • G

Hometown: Advance Mo.
Last School: Three Rivers C.C.

➤ APPEARED IN FOUR GAMES

➤ ONE OF FIVE SENIORS ON THE TEAM

2016-17 (JUNIOR): Played in four games ... Averaged 0.5 points in 1.5 minutes per game ... Shot 50.0 percent (1 of 2) from the field ... Scored two points versus South Alabama (12/22).

JUNIOR COLLEGE: Played in 30 games with seven starts for Three Rivers in 2015-16 ... Averaged 4.8 points, 0.9 rebounds and 1.3 assists in 12.8 minutes per game ... Shot 41.4 percent (55-of-133) from the field and 65.4 percent (17-of-26) from the line ... Helped lead team to a 23-8 record and the Region 16 Tournament semifinals ... Played in 20 games as a freshman ... Averaged 3.0 points, 1.1 rebounds and 1.0 assists in 8.9 minutes per game ... Shot 35.2 percent (19-of-54) from the field and 71.4 percent (15-of-21) from the line.

HIGH SCHOOL: Earned Southeast Missourian Player of the Year and All-Missourian honors as a senior ... Averaged 27.3 points and 5.2 assists per game to help team to district title and state quarterfinals ... Coached in high school by Dennis Wheatley.

PERSONAL: Full name is William Lane Below ... Born May 7, 1996 ... Son of Luke and Kaci Below ... Has one brother, Jack ... Majoring in general studies.



2016-17 GAME-BY-GAME STATISTICS

Date	Opponent	Min	FG	3-pt	FT	Pts	Rebs	A	TO	B	S
11-11	UT MARTIN	-DNP-									
11-14	UMASS	-DNP-									
11-18	vs. Oral Roberts	-DNP-									
11-20	vs. Saint Joseph's	-DNP-									
11-21	vs. Creighton	-DNP-									
11-24	MONTANA	-DNP-									
11-30	MIDDLE TENNESSEE	-DNP-									
12-3	MEMPHIS	-DNP-									
12-11	Virginia Tech	-DNP-									
12-15	MURRAY STATE	-DNP-									
12-19	Bradley	-DNP-									
12-22	SOUTH ALABAMA	3	1-2	0-0	0-0	2	0	0	0	0	0
12-29	KENTUCKY	-DNP-									
1-3	Florida	-DNP-									
1-7	Auburn	-DNP-									
1-11	GEORGIA	2	0-0	0-0	0-0	0	0	0	0	0	0
1-14	South Carolina	-DNP-									
1-17	TENNESSEE	-DNP-									
1-21	Missouri	-DNP-									
1-25	TEXAS A&M	-DNP-									
1-28	Baylor	-DNP-									
1-31	MISSISSIPPI STATE	1	0-0	0-0	0-0	0	0	0	0	0	0
2-4	Vanderbilt	-DNP-									
2-8	Tennessee	-DNP-									
2-11	AUBURN	-DNP-									
2-14	LSU	-DNP-									
2-18	Arkansas	-DNP-									
2-21	Mississippi State	-DNP-									
2-25	MISSOURI	-DNP-									
3-1	Alabama	-DNP-									
3-4	SOUTH CAROLINA	-DNP-									
3-9	vs. Missouri	-DNP-									
3-10	vs. Arkansas	-DNP-									
3-14	Monmouth	0	0-0	0-0	0-0	0	0	0	0	0	0
3-18	Syracuse	-DNP-									
3-21	GEORGIA TECH	-DNP-									
Totals		6	1-2	0-0	0-0	2	0	0	0	0	0

* Indicates start
Home game in bold

CAREER HIGHS

- POINTS**
2 vs. South Alabama (12/22/16)
- REBOUNDS**
- FIELD GOALS**
- FREE THROWS**

- THREE-POINTERS**
- ASSISTS**
- STEALS**
- BLOCKS**

CAREER STATISTICS

YEAR	G-GS	MIN/AVG	FG-FGA	PCT	3P-3PA	PCT	FT-FTA	PCT	REB-AVG	A	TO	B	S	PTS/AVG
2016-17	4-0	6/1.5	1-2	.500	0-0	.000	0-0	.000	0-0	0	0	0	0	2/0.5
TOTAL	4-0	6/1.5	1-2	.500	0-0	.000	0-0	.000	0-0	0	0	0	0	2/0.5



1

DEANDRE BURNETT

6-2 • 192 • SR • G

Hometown: Miami Gardens, Fla.
Last School: Miami (Fla.)

- **PRESEASON ALL-SEC (SECOND TEAM)**
- **LED THE TEAM IN SCORING LAST SEASON**

2016-17 (JUNIOR): Played in 33 games with 27 starts ... Averaged 16.5 points, 2.1 rebounds, 3.2 assists, 1.0 steals, 0.2 blocked shots and 30.0 minutes per game ... Shot 35.5 percent from the field (139 of 391), 37.6 percent from 3 (73 of 194) and 88.1 percent from the line (192 of 218) ... Led the team and finished eighth in the league in scoring ... Finished fifth in the conference in free throw percentage ... Scored in double figures 26 times including 10 20-plus and one 40-plus point performances ... Finished fourth on the Ole Miss season free throws made chart and fifth in free throw percentage ... Made 25 consecutive free throws to start the season, which is the third longest streak in school history ... Scored 23 points and made 4 of 5 3-pointers versus Mizzou in the SEC Tournament (3/9) ... Had 28 points and five assists in a win over Missouri (2/25) ... Posted 27 points on 4 of 5 shooting from behind the arc and four assists at Arkansas (2/18) ... Collected 16 points and five assists in a win over Mississippi State (1/31) ... Dished out a career-high eight assists and posted 18 points and three steals in a win at Auburn (1/7) ... Scored 19 points and dished out six assists versus Kentucky (12/29) ... Scored 24 points in a win over Murray State (12/15) ... Posted 22 points against Creighton (11/21) ... Poured in a career-high 41 points on 12 of 19 shooting and 9 of 12 from 3 against Oral Roberts (11/18).

2015-16 (SOPHOMORE): Sat out last season after transferring from Miami (Fla.).

MIAMI (FLA.)

2014-15 (REDSHIRT FRESHMAN): Started three of 28 games played for the Hurricanes, all in ACC action ... Averaged 7.0 points, 2.0 rebounds, 0.8 assists and 0.5 steals in 17.4 minutes per game ... Totaled 195 points, 56 rebounds, 18 assists, 14 steals in 488 minutes ... Hit 35.6 percent (64-of-180) from the field, 29.2 percent (28-of-96) from three and 73.6 percent (39-of-53) at the line ... Led team in scoring with 21 points at Green Bay and 19 points against Illinois ... Scored in double digits seven games, topping 20 once with 21 against Green Bay ... Hit multiple 3-pointers in nine games ... Notched a 3-pointer in 15 outings.

2013-14 (FRESHMAN): Injured left wrist after exhibition game, before first regular-season game and received a redshirt.

HIGH SCHOOL: A 2012 Parade All-American ... Ranked third in the nation in scoring as a high school senior ... Averaged 37.0 points, 5.0 assists and 6.0 rebounds a game ... Class AA Player of the Year ... First team All-state and county ... Played for Barry Robinson at Carol City High School ... Earned varsity letters all four years ... Honor Roll ... Played final year at Massanutten Military Academy (Va.).

PERSONAL: Full name is Deandre Burnett ... Born January 29, 1994 in Miami ... Son of Varondria Burnett and James Cook ... Majoring in general studies ... Brother Dalvin Cook is a running back for the Minnesota Vikings.



2016-17 GAME-BY-GAME STATISTICS

Date	Opponent	Min	FG	3-pt	FT	Pts	Rebs	A	TO	B	S
11-11	UT MARTIN*	32	5-11	3-6	10-10	23	2	1	4	2	1
11-14	UMASS*	24	3-15	0-1	6-6	12	2	1	4	0	1
11-18	vs. Oral Roberts*	41	12-19	9-12	8-8	41	4	4	2	0	0
11-20	vs. Saint Joseph's*	36	5-19	3-8	7-8	20	4	4	2	0	1
11-21	vs. Creighton*	33	7-17	3-8	5-6	22	0	3	7	0	1
11-24	MONTANA*	29	5-14	3-7	9-11	21	3	1	3	0	0
11-30	MIDDLE TENNESSEE*	33	2-10	1-5	10-10	15	2	2	5	0	0
12-3	MEMPHIS*	32	5-15	1-4	8-8	19	4	5	1	0	2
12-11	Virginia Tech*	25	2-9	0-5	3-4	20	1	2	4	0	0
12-15	MURRAY STATE*	31	4-10	2-5	14-16	24	3	3	5	0	2
12-19	Bradley	21	1-7	1-5	2-2	5	2	5	1	0	1
12-22	SOUTH ALABAMA	22	4-11	4-9	9-10	19	0	2	2	0	1
12-29	KENTUCKY*	31	7-15	0-3	5-6	19	2	6	3	0	0
1-3	Florida*	32	6-12	2-5	4-4	18	1	3	5	0	1
1-7	Auburn*	38	3-10	2-6	10-12	18	2	8	6	0	3
1-11	GEORGIA*	13	1-6	0-2	1-1	3	2	0	1	0	0
1-14	South Carolina	-DNP-									
1-17	TENNESSEE	-DNP-									
1-21	Missouri	36	4-11	3-6	3-5	14	2	3	3	0	1
1-25	TEXAS A&M*	36	5-14	2-8	4-7	16	2	7	3	0	1
1-28	Baylor	29	1-10	1-2	1-1	4	1	1	1	1	2
1-31	MISSISSIPPI STATE*	30	4-11	1-2	7-7	16	1	5	3	1	4
2-4	Vanderbilt*	29	4-11	1-6	8-9	17	3	3	1	0	0
2-8	Tennessee*	31	2-13	1-7	3-3	8	1	2	5	0	2
2-11	AUBURN*	34	3-11	2-5	10-10	18	5	2	2	0	2
2-14	LSU*	24	5-9	3-6	2-2	15	2	5	2	0	1
2-18	Arkansas*	30	8-11	5-6	6-8	27	2	4	1	2	0
2-21	Mississippi State*	35	1-13	0-9	8-8	10	3	2	3	0	1
2-25	MISSOURI*	38	5-11	5-8	13-14	28	3	5	3	0	2
3-1	Alabama*	23	0-7	0-2	202	2	1	0	2	0	1
3-4	SOUTH CAROLINA	-DNP-									
3-9	vs. Missouri	28	6-9	4-5	7-11	23	2	2	1	0	0
3-10	vs. Arkansas	25	4-10	2-5	6-7	16	3	1	4	0	0
3-14	Monmouth*	29	6-14	4-8	1-2	17	1	1	3	0	2
3-18	Syracuse*	33	7-11	5-9	0-0	19	3	9	1	0	0
3-21	GEORGIA TECH*	27	2-15	1-9	0-0	5	0	2	1	0	1
Totals		990	139-391	73-194	192-218	543	70	10	94	6	34

* Indicates start

Home game in bold

CAREER HIGHS

POINTS

41 vs. Oral Roberts (11/18/16)

REBOUNDS

5 vs. Auburn (2/11/17)

FIELD GOALS

12 vs. Oral Roberts (11/18/16)

FREE THROWS

14 vs. Murray State (12/15/16)

THREE-POINTERS

9 vs. Oral Roberts (11/18/16)

ASSISTS

8 at Auburn (1/7/17)

STEALS

4 vs. Mississippi State (1/31/17)

BLOCKS

2, 2x last at Arkansas (2/18/17)

CAREER STATISTICS

YEAR	G-GS	MIN/AVG	FG-FGA	PCT	3P-3PA	PCT	FT-FTA	PCT	REB-AVG	A	TO	B	S	PTS/AVG
2016-17	33-27	990/30.0	139-391	.355	73-194	.376	192-218	.881	15-55	104	94	6	34	543/16.5
TOTAL	33-27	990/30.0	139-391	.355	73-194	.376	192-218	.881	15-55	104	94	6	34	543/16.5



3

TERENCE DAVIS

6-4 • 201 • JR • G

Hometown: Southaven, Miss.
High School: Southaven

➤ PRESEASON ALL-SEC (SECOND TEAM)


➤ RANKED FOURTH IN THE SEC IN FG PERCENTAGE

2016-17 (SOPHOMORE): Played in all 36 games with 27 starts ... Averaged 14.9 points, 5.3 rebounds, 1.8 assists, 1.4 steals, 0.5 blocked shots and 25.3 minutes per game ... Shot 48.2 percent from the field (200 of 415), 33.3 percent from 3-point (49 of 147) and 72.3 percent from the line (86 of 119) ... Finished third on the team and 11th in the SEC in scoring ... Also finished fourth in the league in field goal percentage and 10th in steals ... Posted the largest increase in scoring among any returning player in the conference last year ... Scored in double figures 26 times including six 20-plus and two 30-plus point performances ... Finished second on the squad with five double-doubles ... Scored a game-high 30 points and knocked down a career best 6 of 7 3-pointers in NIT win over Syracuse in the Carrier Dome (3/18) ... Had 26 points, nine rebounds and four assists versus Arkansas in the SEC Tournament (3/10) ... Posted double-double with 12 points, 10 boards and four assists in a win at Mississippi State (2/21) ... Averaged 27.7 points per game in a three game stretch against Auburn, LSU and Arkansas (2/11-18) including a career-high 33 points in a win over LSU (2/14) ... Posted back-to-back double-doubles at Tennessee (1/17) with 20 points and 11 rebounds and at Mizzou (1/21) with 18 points and 11 rebounds ... Scored 18 points and pulled down a career-best 12 boards at Virginia Tech (12/11) ... Had 19 points and six rebounds in the season-opening win over UT Martin (11/11).

2015-16 (FRESHMAN): Played in 20 games and averaged 1.8 points, 0.9 rebounds, 0.3 assists, 0.4 steals and 6.6 minutes per game ... Shot 43.3 percent from the field (13-of-30), 27.3 percent from 3-point (3-of-11) and 36.8 percent from the line (7-of-19) ... Upped scoring average from 0.4 ppg entering SEC play to 2.3 ppg in league action ... Scored six points on 2-of-4 shooting and grabbed three boards in 17 minutes in a win at Tennessee (3/5) ... Posted six points and two rebounds in eight minutes in a win at Auburn (2/20) ... Collected four points and a season-best four rebounds in 14 minutes at Kansas State (1/31) ... Scored a season-high seven points in 25 minutes versus South Carolina (1/9) ... Posted six points and two steals versus Florida (1/16).

HIGH SCHOOL: A four-year starter at Southaven High School, he averaged 22.8 points, 8.2 rebounds, 4.1 assists and 2.8 blocks a game as a senior ... Earned first team All-State honors from the Clarion Ledger as senior ... Also named to the paper's 'Dandy Dozen' squad ... Rated No. 132 in the nation by Rivals.com ... Earned four letters in football ... Posted 62 catches for 1,062 yards on the gridiron as a senior ... Played in the Mississippi-Alabama All-Star game and North-South All-Star game ... Averaged 22.0 points and 9.0 boards a game as a junior ... Played for Team Thad AAU squad ... Coached in high school by Todd Arnold.

PERSONAL: Full name is Terence B. Davis II ... Born May 16, 1997 ... Son of Trinita Smith and Terence Davis ... Majoring in general studies ... Chose Ole Miss over Cincinnati, Louisiana Tech and Memphis.



2016-17 GAME-BY-GAME STATISTICS

Date	Opponent	Min	FG	3-pt	FT	Pts	Rebs	A	TO	B	S
11-11	UT MARTIN	25	9-13	0-2	1-1	19	6	2	3	1	1
11-14	UMASS	12	4-8	1-3	4-6	13	2	0	1	0	0
11-18	vs. Oral Roberts	22	5-15	0-4	3-7	13	5	4	2	1	3
11-20	vs. Saint Joseph's	19	1-6	1-3	0-0	3	1	2	1	2	2
11-21	vs. Creighton	18	2-7	0-1	3-3	7	4	1	1	2	2
11-24	MONTANA	24	6-9	3-4	3-4	18	5	1	2	0	1
11-30	MIDDLE TENNESSEE	25	3-7	0-4	2-3	8	6	1	3	1	2
12-3	MEMPHIS*	21	1-4	0-1	7-7	9	3	0	4	0	0
12-11	Virginia Tech*	27	6-13	3-6	3-3	18	12	0	3	1	0
12-15	MURRAY STATE*	32	6-14	2-6	2-5	16	10	0	1	1	2
12-19	Bradley*	21	8-13	3-6	0-0	19	6	1	3	1	1
12-22	SOUTH ALABAMA*	18	4-8	1-3	1-2	10	6	2	3	1	1
12-29	KENTUCKY*	20	3-13	1-4	0-0	7	5	1	0	1	0
1-3	Florida	22	2-5	0-2	1-2	5	2	0	1	0	1
1-7	Auburn*	19	6-10	3-6	1-2	16	2	2	3	0	3
1-11	GEORGIA*	24	4-9	0-2	4-5	12	5	1	3	0	2
1-14	South Carolina*	28	3-12	0-2	0-0	6	6	0	6	1	2
1-17	TENNESSEE*	34	8-15	0-4	4-7	20	11	4	4	0	1
1-21	Missouri*	39	7-16	2-7	2-4	18	11	4	1	0	1
1-25	TEXAS A&M*	27	7-11	5-8	0-0	19	2	1	3	0	1
1-28	Baylor*	17	3-6	1-3	2-2	9	3	2	0	2	1
1-31	MISSISSIPPI STATE*	28	7-13	1-6	3-3	18	5	4	0	1	1
2-4	Vanderbilt*	25	4-11	1-3	8-9	17	7	1	1	0	1
2-8	Tennessee*	20	5-14	2-5	2-2	14	7	1	2	0	2
2-11	AUBURN	24	11-13	0-2	4-5	26	6	2	1	0	1
2-14	LSU*	27	13-21	3-7	4-4	33	6	4	2	0	3
2-18	Arkansas*	34	9-19	2-6	4-6	24	4	2	0	0	2
2-21	Mississippi State*	38	4-16	1-6	3-5	12	10	4	1	1	2
2-25	MISSOURI*	20	3-9	0-1	4-4	10	1	0	4	0	1
3-1	Alabama*	24	4-10	0-1	4-6	12	3	1	1	0	2
3-4	SOUTH CAROLINA*	20	1-5	1-3	0-0	3	2	2	2	0	0
3-9	vs. Missouri*	30	7-12	1-3	4-5	19	3	2	2	0	1
3-10	vs. Arkansas*	33	11-21	3-9	1-3	26	9	4	2	0	1
3-14	Monmouth*	27	5-8	1-2	0-0	11	5	2	4	1	1
3-18	Syracuse*	33	11-14	6-7	2-4	30	7	2	3	0	2
3-21	GEORGIA TECH*	34	7-15	1-5	0-0	15	2	3	2	0	3
Totals		27	200-415	49-147	85-119	535	190	63	74	18	50

* Indicates start

Home game in bold

CAREER HIGHS

POINTS

33 vs. LSU (2/14/17)

REBOUNDS

12 at Virginia Tech (12/11/16)

FIELD GOALS

13 vs. LSU (2/14/17)

FREE THROWS

8 at Vanderbilt (2/4/17)

THREE-POINTERS

6 at Syracuse (3/18/17)

ASSISTS

4, 7x last vs. Arkansas (3/10/17)

STEALS

3, 3x last vs. LSU (2/14/17)

BLOCKS

3, 2x last vs. No. 5 Baylor (1/28/17)

CAREER STATISTICS

YEAR	G-GS	MIN/AVG	FG-FGA	PCT	3P-3PA	PCT	FT-FTA	PCT	REB-AVG	A	TO	B	S	PTS/AVG
2015-16	20-0	131/6.6	13-30	.433	3-11	.273	7-19	.368	18-0.9	6	5	2	7	36/1.8
2016-17	36-27	911/25.3	200-415	.482	49-147	.333	86-119	.723	190-5.3	63	74	18	50	535/14.9
TOTAL	56-27	1042/18.6	213-445	.479	52-158	.329	93-138	.674	208-3.7	69	79	20	57	571/10.2

50

JUSTAS FURMANAVICIUS

6-7 • 210 • SR • F

Hometown: Kaunas, Lithuania
Last School: Three Rivers C.C.



- **AVERAGED 6.3 POINTS PER GAME LAST SEASON**
- **SHOT 47.7 PERCENT FROM THE FIELD**

2016-17 (JUNIOR): Played in all 36 games with 17 starts ... Averaged 6.3 points, 5.0 rebounds, 1.1 assists, 0.7 steals, 1.1 blocked shots and 25.0 minutes per game ... Shot 47.7 percent from the field (73 of 153), 25.8 percent from 3-point (8 of 31) and 61.7 percent from the line (71 of 115) ... Tied for second on the team with 38 blocked shots ... Also tied for third on the team in rebounding ... Scored in double figures five times ... Recorded first career double-double with 12 points and 10 boards in a win over South Carolina (3/4) ... Scored 11 points and grabbed two rebounds in a win at Vanderbilt (2/4) ... Had six points and 10 rebounds versus Mississippi State (1/31) ... Posted a career-high 15 points and pulled down nine rebounds at Tennessee (1/17) ... Recorded 11 points and five boards at Auburn (1/7) ... Posted 13 points, five rebounds and three blocked shots versus Bradley (12/19) ... Pulled down a career-best 13 rebounds and collected seven points and four steals in season-opening win over UT Martin (11/11).

JUNIOR COLLEGE: Rated the No. 25 junior college prospect in the country according to 247Sports ... Played in 31 games with 30 starts for Three Rivers in 2015-16 ... Averaged 12.5 points, 9.3 rebounds and 1.3 blocked shots in 16.8 minutes per game ... Shot 44.9 percent (123-of-274) from the field and 74.7 percent (112-of-150) from the line ... Earned all-region honors and helped lead team to a 23-8 record and the Region 16 Tournament semifinals ... Played in 31 games with 26 starts as a freshman ... Earned honorable mention NJCAA All-America honors after averaging 11.0 points and 7.8 rebounds a game.

PERSONAL: Full name is Justas Furmanavicius ... Son of Jolita Furmanaviciene and Saulius Furmanavicius ... Born Sept. 14, 1994 ... Majoring in general studies ... Chose Ole Miss over Arkansas, Memphis and Missouri.



2016-17 GAME-BY-GAME STATISTICS

Date	Opponent	Min	FG	3-pt	FT	Pts	Rebs	A	TO	B	S
11-11	UT MARTIN*	31	2-8	0-1	3-9	7	13	3	1	2	4
11-14	UMASS*	27	1-5	0-0	1-2	3	5	0	1	2	0
11-18	vs. Oral Roberts*	12	0-1	0-0	1-2	1	2	0	1	0	0
11-20	vs. Saint Joseph's	25	3-5	0-1	0-0	6	10	2	1	1	0
11-21	vs. Creighton	28	3-4	0-1	1-3	7	6	1	0	1	1
11-24	MONTANA*	17	1-3	0-1	0-1	2	8	0	1	4	0
11-30	MIDDLE TENNESSEE*	23	0-3	0-0	1-2	1	4	0	0	3	0
12-3	MEMPHIS	16	1-3	0-0	3-6	5	2	2	0	0	0
12-11	Virginia Tech	18	3-5	0-1	0-0	6	3	0	2	0	0
12-15	MURRAY STATE	23	3-6	1-2	2-2	9	5	2	2	2	0
12-19	Bradley	22	2-2	0-0	0-1	4	2	2	1	1	1
12-22	SOUTH ALABAMA	21	6-7	1-1	0-1	13	5	1	0	3	0
12-29	KENTUCKY	28	4-5	0-0	0-0	8	6	0	0	3	0
1-3	Florida*	27	2-4	0-1	3-3	7	5	1	1	0	3
1-7	Auburn*	36	3-7	1-3	4-5	11	5	2	2	1	1
1-11	GEORGIA*	30	2-5	1-1	1-5	6	3	1	0	1	0
1-14	South Carolina*	30	2-5	0-1	4-5	8	5	2	3	0	2
1-17	TENNESSEE*	33	4-6	0-0	7-7	15	9	0	3	2	0
1-21	Missouri*	25	2-4	0-2	3-3	7	2	1	1	2	0
1-25	TEXAS A&M*	32	2-5	1-2	2-2	7	3	1	3	1	1
1-28	Baylor	23	3-4	0-0	1-2	7	4	0	0	1	1
1-31	MISSISSIPPI STATE	27	2-4	0-1	2-2	6	10	1	1	0	2
2-4	Vanderbilt	30	4-7	2-3	1-2	11	2	1	1	0	1
2-8	Tennessee	18	1-4	0-1	0-0	2	0	0	1	0	0
2-11	AUBURN	23	1-4	0-1	2-2	4	4	1	1	0	2
2-14	LSU	27	1-1	0-0	2-2	4	2	0	0	0	1
2-18	Arkansas	23	2-5	0-2	2-3	6	7	2	1	0	0
2-21	Mississippi State	21	0-0	0-0	5-12	5	4	0	1	3	1
2-25	MISSOURI	23	1-2	0-1	2-3	4	6	2	0	1	0
3-1	Alabama	25	2-7	0-2	1-2	5	3	0	1	0	1
3-4	SOUTH CAROLINA	32	1-4	0-1	10-15	12	10	4	0	1	1
3-9	vs. Missouri*	26	2-6	0-1	3-4	7	6	2	0	0	1
3-10	vs. Arkansas*	22	2-2	0-0	0-0	4	7	0	1	1	1
3-14	Monmouth*	28	3-4	1-1	2-4	9	5	3	3	1	1
3-18	Syracuse*	28	1-3	0-0	2-3	4	4	0	1	1	0
3-21	GEORGIA TECH*	21	1-3	0-0	0-0	2	3	1	2	0	0
Totals		901	73-153	8-31	71-115	225	180	38	37	38	26

* Indicates start

Home game in bold

CAREER HIGHS

POINTS

15 vs. Tennessee (1/17/17)

REBOUNDS

13 vs. UT Martin (11/11/16)

FIELD GOALS

6 vs. South Alabama (12/22/16)

FREE THROWS

10 vs. South Carolina (3/4/17)

THREE-POINTERS

2 at Vanderbilt (2/4/17)

ASSISTS

4 vs. South Carolina (3/4/17)

STEALS

4 vs. UT Martin (11/11/16)

BLOCKS

4 vs. Montana (11/24/16)

CAREER STATISTICS

YEAR	G-GS	MIN/AVG	FG-FGA	PCT	3P-3PA	PCT	FT-FTA	PCT	REB-AVG	A	TO	B	S	PTS/AVG
2016-17	36-17	901/25.0	73-153	.477	8-31	.258	71-115	.617	73-107	38	37	38	26	225/6.3
TOTAL	36-17	901/25.0	73-153	.477	8-31	.258	71-115	.617	73-107	38	37	38	26	225/6.3



2

MARCANVIS HYMON

6-7 • 220 • SR • F

Hometown: Memphis, Tenn.
High School: Whitehaven

- **LED THE TEAM WITH 40 BLOCKED SHOTS LAST YEAR**
- **A 52.2% CAREER SHOOTER FROM THE FIELD**

2016-17 (JUNIOR): Played in all 36 games with 24 starts ... Averaged 3.5 points, 5.0 rebounds, 0.5 assists, 0.7 steals, 1.1 blocked shots and 21.8 minutes per game ... Shot 51.5 percent from the field (51 of 99) and 40.4 percent from the line (23 of 57) ... Led the team with 40 blocked shots ... Also tied for third on the team in rebounding ... Scored six points and pulled down eight rebounds versus Georgia Tech in the NIT (3/21) ... Had nine rebounds against Mizzou in the SEC Tournament (3/9) ... Scored eight points and grabbed a career-best 12 rebounds at Tennessee (2/8) ... Posted six points and five rebounds in win over Mississippi State (1/31) ... Grabbed eight rebounds and collected four points and three blocked shots at Tennessee (1/17) ... Had six points, four rebounds and four blocked shots in a win over Memphis (12/3) ... Posted eight points and 11 rebounds in a win against Oral Roberts (11/18).

2015-16 (SOPHOMORE): Played in all 32 games with 10 starts ... Averaged 6.1 points, 5.2 rebounds, 0.9 blocked shots, 0.5 assists and 0.7 steals per game ... Shot 52.3 percent from the field (78-of-149) and 53.4 percent from the line (39-of-73) ... Led the team in blocked shots (29) and field goal percentage and finished third in rebounding ... Scored in double figures seven time and topped the 20-point mark once ... Pulled down double-digit rebounds four times and recorded two double-doubles ... Posted 12 points and grabbed six boards in a win at Auburn (2/20) ... Recorded a double-double with 16 points and 11 rebounds in a win over Arkansas (2/13) ... Collected 13 points and eight boards in a win over Vanderbilt (2/6) ... Posted first career double-double with 19 points and 10 rebounds in a win over Auburn (1/27) ... Had eight points and 10 boards at MSU (1/23) ... Posted 14 points, six boards and three blocked shots in a win over Louisiana Tech (12/15) ... Posted eight points and a career-high 14 rebounds in a win at SEMO (12/12) ... Scored a career-high 20 points and added nine boards and three blocked shots versus Towson (11/20).

2014-15 (FRESHMAN): Played in six games all before Dec. 13 before his season ended due to injury ... Averaged 1.2 points, 1.2 rebounds, 0.5 assists, 0.3 steals and 8.5 minutes per game ... Shot 60.0 percent from the field (3-of-5) and 50.0 percent from the line (1-of-2) ... Scored three points and pulled down two boards versus Northern Arizona (11/23) ... Had two points, two rebounds and a steal at Troy (11/17).

HIGH SCHOOL: Rated a three-star prospect by Rivals.com and Scout.com ... Averaged 18.0 points, 13.0 rebounds, 5.0 blocks and 3.0 assists per game as a senior at Whitehaven High School ... Earned all-metro and all-region honors as a senior ... Nominated for the Mr. Basketball in Tennessee and the McDonald's All-American game ... Helped lead the Tigers to the playoffs as a junior and senior ... Named MVP at the Martin Luther King Tournament as a senior ... Played for Team Thad AAU squad ... Also lettered in golf.

PERSONAL: Born November 19, 1995 ... Son of Stephanie Givan ... Majoring in general studies.



2016-17 GAME-BY-GAME STATISTICS

Date	Opponent	Min	FG	3-pt	FT	Pts	Rebs	A	TO	B	S
11-11	UT MARTIN	29	3-4	0-0	0-5	6	8	1	4	4	0
11-14	UMASS	9	1-1	0-0	0-0	2	2	0	2	0	0
11-18	vs. Oral Roberts	33	3-5	0-0	2-4	8	11	1	3	2	4
11-20	vs. Saint Joseph's*	20	1-1	0-0	0-1	2	2	0	0	1	1
11-21	vs. Creighton*	12	2-3	0-0	1-3	5	0	0	1	0	1
11-24	MONTANA	22	2-4	0-0	1-3	5	4	0	2	0	1
11-30	MIDDLE TENNESSEE	19	1-1	0-0	1-2	3	6	2	0	2	0
12-3	MEMPHIS*	22	2-2	0-0	2-2	6	4	2	1	4	0
12-11	Virginia Tech*	22	1-3	0-0	0-0	2	5	1	1	1	0
12-15	MURRAY STATE*	17	0-2	0-0	2-6	2	2	0	0	1	0
12-19	Bradley*	24	1-3	0-0	0-0	2	5	1	1	3	2
12-22	SOUTH ALABAMA*	23	1-2	0-0	4-4	6	2	0	0	2	0
12-29	KENTUCKY*	12	0-1	0-0	0-0	0	4	1	2	0	0
1-3	Florida*	19	2-2	0-0	0-0	4	5	1	4	1	1
1-7	Auburn*	17	2-3	0-0	0-0	4	3	0	1	0	0
1-11	GEORGIA*	23	0-2	0-0	2-5	2	5	0	1	0	0
1-14	South Carolina*	17	0-4	0-0	0-0	0	2	0	2	0	1
1-17	TENNESSEE	26	2-2	0-0	0-6	4	8	1	0	3	0
1-21	Missouri*	23	1-2	0-0	1-2	3	6	0	1	0	1
1-25	TEXAS A&M	19	2-3	0-0	0-0	4	3	0	2	0	1
1-28	Baylor*	31	0-2	0-0	0-0	0	2	1	1	2	2
1-31	MISSISSIPPI STATE*	24	2-5	0-0	2-2	6	5	0	0	1	1
2-4	Vanderbilt*	12	2-5	0-0	0-0	4	3	0	0	0	0
2-8	Tennessee*	33	4-5	0-0	0-0	8	12	2	2	0	0
2-11	AUBURN*	22	3-3	0-0	0-0	6	6	1	0	0	1
2-14	LSU*	24	2-3	0-0	1-2	5	2	0	1	1	0
2-18	Arkansas*	32	2-4	0-0	0-0	4	7	0	1	2	2
2-21	Mississippi State*	32	1-3	0-0	2-2	4	9	1	2	1	0
2-25	MISSISSIPPI*	31	0-2	0-0	0-0	0	8	0	2	2	0
3-1	Alabama*	19	1-3	0-0	1-2	3	7	0	0	0	0
3-4	SOUTH CAROLINA*	11	0-1	0-0	1-2	1	3	0	2	0	1
3-9	vs. Missouri	18	0-2	0-0	0-2	0	9	0	0	1	0
3-10	vs. Arkansas	22	2-2	0-0	0-2	4	5	0	0	2	2
3-14	Monmouth	20	1-2	0-0	0-0	2	4	1	0	1	0
3-18	Syracuse	20	1-2	0-0	0-0	2	3	1	1	0	2
3-21	GEORGIA TECH	25	3-5	0-0	0-0	6	8	3	1	1	1
Totals		784	51-99	0-0	23-57	125	180	20	40	26	125

* Indicates start

Home game in bold

CAREER HIGHS

POINTS

20 vs. Towson (11/20/15)

REBOUNDS

14 at Southeast Missouri (12/12/15)

FIELD GOALS

10 vs. Towson (11/20/15)

FREE THROWS

4, 3x last South Alabama (12/22/16)

THREE-POINTERS

None

ASSISTS

2, 4x last at Tennessee (2/8/17)

STEALS

4 vs. Oral Roberts (11/18/16)

BLOCKS

4, 2x last vs. Memphis (12/3/16)

CAREER STATISTICS

YEAR	G-GS	MIN/AVG	FG-FGA	PCT	3P-3PA	PCT	FT-FTA	PCT	REB-AVG	A	TO	B	S	PTS/AVG
2014-15	6-0	51/8.5	3-5	.600	0-0	.000	1-2	.500	2-5	3	4	2	2	7/1.2
2015-16	32-10	565/17.7	78-149	.523	0-0	.000	39-73	.534	67-99	15	21	29	22	195/6.1
2016-17	36-24	784/21.8	51-99	.515	0-0	.000	23-57	.404	64-116	20	40	40	26	125/3.5
TOTAL	74-34	1400/18.9	132-253	.522	0-0	.000	63-132	.477	133-220	38	65	71	50	327/4.4

22

KARLIS SILINS

6-11 • 245 • R-Fr. • F

Hometown: Riga, Latvia
 High School: VEF Skola



- **SUFFERED ACL INJURY IN DECEMBER**
- **RECEIVED MEDICAL REDSHIRT**

2016-17 (FRESHMAN): Played in eight games before suffering an ACL injury in December and missing the remainder of the season, receiving a medical redshirt ... Averaged 0.5 points, 0.6 rebounds, 0.1 steals, 0.1 blocked shots and 4.9 minutes per game ... Shot 33.3 percent from the field (1 of 3) and 50.0 percent from the line (2 of 4) ... Scored two points versus Montana (11/30) and UT Martin (11/11) ... Pulled down two rebounds against Creighton (11/21).

HIGH SCHOOL: Averaged 14.8 points, 7.5 boards and 2.0 blocked shot a game for VEF Skola in Latvia's LBL2 ... Coached in high school by Raimonds Feldmanis ... Posted 11.7 points, 6.7 boards and 1.3 blocks a game at the Adidas Next Generation Tournament in Spain.

PERSONAL: Full name is Karlis Silins ... Son of Rihards and Daiga Silins ... Born July 22, 1997 in Riga, Latvia ... A member of the Latvian Under-18 National Team ... Majoring in psychology.



2016-17 GAME-BY-GAME STATISTICS

Date	Opponent	Min	FG	3-pt	FT	Pts	Rebs	A	TO	B	S
11-11	UT MARTIN	3	0-0	0-0	2-2	2	0	0	0	0	0
11-14	UMASS	8	0-0	0-0	0-2	0	1	0	0	0	0
11-18	vs. Oral Roberts	6	0-0	0-0	0-2	0	1	0	0	0	0
11-20	vs. Saint Joseph's	2	0-0	0-0	0-0	0	2	0	0	0	0
11-21	vs. Creighton	5	0-1	0-0	0-0	0	2	0	0	0	1
11-24	MONTANA	7	1-2	0-0	0-0	2	0	0	1	1	0
11-30	MIDDLE TENNESSEE	4	0-0	0-0	0-0	0	0	0	0	0	0
12-3	MEMPHIS	4	0-0	0-0	0-0	0	0	0	1	0	0
12-11	Virginia Tech	-DNP-									
12-15	MURRAY STATE	-DNP-									
12-19	Bradley	-DNP-									
12-22	SOUTH ALABAMA	-DNP-									
12-29	KENTUCKY	-DNP-									
1-3	Florida	-DNP-									
1-7	Auburn	-DNP-									
1-11	GEORGIA	-DNP-									
1-14	South Carolina	-DNP-									
1-17	TENNESSEE	-DNP-									
1-21	Missouri	-DNP-									
1-25	TEXAS A&M	-DNP-									
1-28	Baylor	-DNP-									
1-31	MISSISSIPPI STATE	-DNP-									
2-4	Vanderbilt	-DNP-									
2-8	Tennessee	-DNP-									
2-11	AUBURN	-DNP-									
2-14	LSU	-DNP-									
2-18	Arkansas	-DNP-									
2-21	Mississippi State	-DNP-									
2-25	MISSOURI	-DNP-									
3-1	Alabama	-DNP-									
3-4	SOUTH CAROLINA	-DNP-									
3-9	vs. Missouri	-DNP-									
3-10	vs. Arkansas	-DNP-									
3-14	Monmouth	-DNP-									
3-18	Syracuse	-DNP-									
3-21	GEORGIA TECH	-DNP-									
Totals		39	1-3	0-0	2-4	4	5	0	2	1	1

* Indicates start

Home game in bold

CAREER HIGHS

POINTS

2, 2x last vs. Montana (11/24/16)

REBOUNDS

2 vs. No. 12 Creighton (11/21/16)

FIELD GOALS

None

FREE THROWS

2 vs. UT Martin (11/11/16)

THREE-POINTERS

None

ASSISTS

None

STEALS

1 vs. No. 12 Creighton (11/21/16)

BLOCKS

1 vs. Montana (11/24/16)

CAREER STATISTICS

YEAR	G-GS	MIN/AVG	FG-FGA	PCT	3P-3PA	PCT	FT-FTA	PCT	REB-AVG	A	TO	B	S	PTS/AVG
2016-17	8-0	39/4.9	1-3	.333	0-0	.000	2-4	.500	3-2	0	2	1	1	4/0.5
TOTAL	8-0	39/4.9	1-3	.333	0-0	.000	2-4	.500	3-2	0	2	1	1	4/0.5

4

BREEIN TYREE

6-2 • 192 • SO • G

Hometown: Somerset, N.J.
High School: St. Joseph's



- **STARTED THE FINAL 20 GAMES OF THE SEASON**
- **VICE-CHAIR OF SEC MEN'S BASKETBALL LEADERSHIP COUNCIL**

2016-17 (FRESHMAN): Played in 34 games with 23 starts ... Averaged 7.3 points, 1.9 rebounds, 1.9 assists, 0.6 steals and 19.1 minutes per game ... Shot 37.3 percent from the field (85 of 228), 31.0 percent from 3 (27 of 87) and 70.3 percent from the line (52 of 74) ... Ranked fifth on the team in scoring and third in assists ... Finished fourth on the team in scoring in conference play at 9.3 ppg ... Scored in double figures 12 times including two 20-plus point performances ... Scored 11 points and grabbed a career-high six rebounds in NIT win at Monmouth (3/14) ... Posted 19 points, four rebounds and three assists in a win over South Carolina (3/4) ... Scored a career-high 24 points on 9 of 15 shooting from the field in a win at Mississippi State (2/21) ... Had 12 points and four rebounds at Tennessee (2/8) ... Scored 20 points and was a perfect 6 of 6 from the line versus Baylor (1/28) ... Posted 15 points and a career-high six assists in a win over Tennessee (1/17) ... Recorded 11 points and two boards against Middle Tennessee (11/30).

HIGH SCHOOL: Rated a top 100 national player and the No. 5 player in New Jersey by 247Sports ... Averaged 16.2 points, 4.8 rebounds and 4.5 assists per game as a senior for national powerhouse St. Joseph's ... Also knocked down 46 3-pointers and posted 66 steals ... Earned first team all-conference and second team all-state honors as a senior as he helped led St. Joe's to the GMC Tournament championship ... Averaged 18.8 points, 4.9 assists and 3.3 steals a game as a junior en route to GMC Player of the Year Honors ... Also earned all-state honors in lacrosse and played football ... Teammates with NBA Draft picks Karl-Anthony Towns and Wade Baldwin ... Coached in high school by David Turco.

PERSONAL: Full name is Breein Tyree ... Son of Mark and Clarice Tyree ... Born Jan 13, 1998 ... Cousin of former NFL wide receiver David Tyree ... Vice-Chair of the SEC Men's Basketball Leadership Council ... Majoring in business ... Chose Ole Miss over Kansas State, USC and UMass.



2016-17 GAME-BY-GAME STATISTICS

Date	Opponent	Min	FG	3-pt	FT	Pts	Rebs	A	TO	B	S
11-11	UT MARTIN	-DNP-									
11-14	UMASS	5	0-0	0-0	0-0	0	2	0	0	0	0
11-18	vs. Oral Roberts	-DNP-									
11-20	vs. Saint Joseph's	3	0-1	0-1	0-0	0	0	1	0	0	0
11-21	vs. Creighton	4	0-2	0-1	0-0	0	0	1	0	0	0
11-24	MONTANA	8	0-1	0-1	0-0	0	0	3	1	0	0
11-30	MIDDLE TENNESSEE	16	4-6	2-3	1-2	11	2	0	2	0	1
12-3	MEMPHIS*	16	2-4	2-2	0-0	6	0	2	2	0	0
12-11	Virginia Tech*	17	0-4	0-2	0-0	0	0	3	0	0	0
12-15	MURRAY STATE*	12	1-2	0-0	0-0	2	0	0	0	0	1
12-19	Bradley	13	0-2	0-2	2-2	2	1	3	5	0	0
12-22	SOUTH ALABAMA	14	0-0	0-0	0-0	0	2	4	1	0	1
12-29	KENTUCKY	20	2-3	0-1	0-0	4	4	3	1	0	0
1-3	Florida	11	2-3	1-2	2-4	7	0	0	2	0	1
1-7	Auburn	5	1-4	0-1	0-0	2	0	0	0	0	0
1-11	GEORGIA	16	3-8	1-5	2-6	9	3	1	2	0	0
1-14	South Carolina*	23	2-9	0-2	3-4	7	2	3	1	0	1
1-17	TENNESSEE*	30	4-11	0-1	7-8	15	1	6	3	0	1
1-21	Missouri*	23	2-6	2-2	0-0	6	2	1	1	0	0
1-25	TEXAS A&M*	18	1-4	1-3	0-0	3	2	3	1	0	0
1-28	Baylor*	29	6-9	2-3	6-6	20	4	2	1	0	1
1-31	MISSISSIPPI STATE*	24	3-9	0-3	1-3	7	3	4	1	0	1
2-4	Vanderbilt*	25	4-9	1-3	2-2	11	2	1	1	0	2
2-8	Tennessee*	23	4-11	1-2	3-4	12	4	2	4	0	0
2-11	AUBURN*	14	0-5	0-2	2-4	2	2	2	2	0	1
2-14	LSU*	20	2-6	1-3	0-0	5	3	3	0	0	0
2-18	Arkansas*	16	1-6	1-4	2-2	5	3	0	3	0	0
2-21	Mississippi State*	36	9-15	1-2	5-6	24	3	3	7	0	1
2-25	MISSOURI*	31	4-10	1-3	6-6	15	3	1	2	0	1
3-1	Alabama*	27	6-11	1-4	1-2	14	2	1	6	0	1
3-4	SOUTH CAROLINA*	36	7-17	2-5	3-4	19	4	3	8	0	1
3-9	vs. Missouri*	25	4-11	2-5	1-5	11	2	1	3	0	2
3-10	vs. Arkansas*	28	5-17	3-7	0-0	13	2	0	2	0	0
3-14	Monmouth*	25	4-8	0-2	3-4	11	6	3	5	0	2
3-18	Syracuse*	17	0-6	0-5	0-0	0	0	4	4	0	1
3-21	GEORGIA TECH*	21	2-8	2-5	0-0	6	0	1	0	0	2
Totals		651	85-228	27-87	52-74	249	64	65	71	0	22

* Indicates start

Home game in bold

CAREER HIGHS

POINTS

24 at Mississippi State (2/21/17)

REBOUNDS

4, 3x last at Tennessee (2/8/17)

FIELD GOALS

9 at Mississippi State (2/21/17)

FREE THROWS

7 vs. Tennessee (1/17/17)

THREE-POINTERS

2, 5x last vs. Missouri (3/9/17)

ASSISTS

6 vs. Tennessee (1/17/17)

STEALS

2 at Vanderbilt (2/4/17)

BLOCKS

None

CAREER STATISTICS

YEAR	G-GS	MIN/AVG	FG-FGA	PCT	3P-3PA	PCT	FT-FTA	PCT	REB-AVG	A	TO	B	S	PTS/AVG
2016-17	34-23	651/19.1	85-228	.373	27-87	.310	52-74	.703	9-55	65	71	0	22	249/7.3
TOTAL	34-23	651/19.1	85-228	.373	27-87	.310	52-74	.703	9-55	65	71	0	22	249/7.3



5

MARKEL CRAWFORD

6-4 • 210 • Sr. • G

Hometown: Memphis, Tenn.
Last School: Memphis

- **AVERAGED 12.8 PPG AT MEMPHIS LAST YEAR**
- **LED MEMPHIS WITH 42 3-POINTERS**

MEMPHIS

2016-17 (REDSHIRT JUNIOR): Played in all 32 games, making 31 starts ... Finished second on the Tigers in scoring at 12.8 points per game and led the team with 42 3-pointers, while shooting 47.8 percent from the floor ... Ranked second on the squad with 46 steals and finished third in rebounding averaging 4.4 boards a game ... Reached double figures 22 times and topped the 20-point mark on four occasions ... Scored a career-high 30 points to lead his team to a 62-56 victory over USF (Jan. 14) ... Post a team-high 28 points in a win over eventual Final Four participant South Carolina (Dec. 30) ... Totaled 16 points and grabbed six rebounds in a loss to Ole Miss (Dec. 3) ... Earned his bachelor's degree in the spring of 2017.

2015-2016 (REDSHIRT SOPHOMORE): Averaged 5.3 points and 3.2 rebounds per game for the Tigers, as he played in 33 games, starting 25 times ... Hit 46.9 percent of his shots from the field (67-of-143) ... Had his first double-double of his career against Tulane (March 12) with 10 points and 10 rebounds ... Scored in double-figures four times, including a season-high 16 points against Manhattan ... Pulled down at least four rebounds 12 times ... Dished out three or more assists eight times during the year.

2014-2015 (REDSHIRT FRESHMAN): Saw action in 30 games (22.7 minutes played/game), making 22 starts ... Averaged 5.9 points and 2.3 rebounds ... Had 54 assists, three blocks and 32 steals ... Tied for team lead in steals ... Ranked among the American Athletic Conference statistical leaders in steals (15th) ... Fourth on squad in assists ... Shot 40.4 percent from the floor, 30.1 percent from the three-point line and 73.1 percent from the free throw line ... Recorded five double-figure scoring games ... Posted nine contests with three or more assists and 10 games with four or more rebounds.

2013-2014 (FRESHMAN): Redshirted the 2013-14 season to continue rehab on an ACL injury suffered prior to his senior season of high school (2012-13) ... Practiced and traveled with squad the entire 2013-14 season.

HIGH SCHOOL: Missed the entire 2012-13 basketball season at Melrose High School as a result of suffering an ACL injury in the summer of 2012 ... Suffered the injury in July of 2012 while playing in an AAU tournament in Milwaukee, Wis. ... Despite not playing the 2012-13 campaign, was still ranked the nation's No. 59 player by Rivals.com in ratings released after the season ... Rivals.com ranked him the No. 53 overall recruit in the 2013 class ... A consensus top-35 shooting guard in the nation ... Ranked among the country's top shooting guards by Rivals.com (No. 15), Scout.com (No. 29) and ESPN.com (No. 35) ... ESPN.com rated him the region's No. 41 player and the state of Tennessee's No. 7 recruit ... As a junior in 2011-12, averaged 15.2 points and shot 52.5 percent from the field ... Helped lead Melrose to a 24-8 overall record and the District 16AAA championship ... Named to the Tennessee Sports Writers Association (TSWA) Class AAA All-State squad ... Also an All-District 16AAA pick.

PERSONAL: Son of Chester Crawford and Dorothy Emmones ... Born: Oct. 22, 1994 ... Has three brothers: Chester, Marrisra and Alfonzo ... Has two sisters, Rochelle and Clarrisa ... Pursuing his master's degree in criminal justice ... Earned his bachelor's degree in general studies at Memphis.



13

DOMINIK OLEJNICZAK

7-0 • 255 • SO • C

Hometown: Torun, Poland
Last School: Drake

- TRANSFER FROM DRAKE
- SHOT 72.2% FROM FIELD AS A FRESHMAN

2016-17 (SOPHOMORE): Redshirted.

DRAKE

2015-16 (FRESHMAN): Played in 20 games as a true freshman ... Averaged 6.5 points and 4.1 rebounds per game ... Shot 72.2 percent (83 of 115) from the field and recorded 21 blocked shots for the Bulldogs ... Started the final nine games of his freshman campaign averaging 10.3 ppg and pulling down 4.6 boards a game and posted 16.6 ppg and 7.7 rpg in his last three starts of the year ... Scored a season-high 19 points and pulled down nine boards against Loyola ... Added 18 points and eight rebounds vs. Missouri State ... Posted 13 points and seven rebounds vs. Northern Iowa.

PERSONAL: Born July, 1996 ... Averaged 14.0 points and 7.0 rebounds a game for SMS PZKosz Wladyslawowo in Poland's second division ... Posted 7.5 points and 5.0 boards a game for Poland during the U-18 Division A European Championships in the summer of 2015 ... Played for the Polish National Team in the U20 European Championships in Greece in summer of 2016 ... Majoring in general studies ... Chose Ole Miss over Arizona, California and Colorado.



20

D.C. DAVIS

5-11 • 175 • JR • G

Hometown: Purvis, Miss.
Last College: Jones County JC

JUNIOR COLLEGE: Played two seasons at Jones County Junior College under current Ole Miss assistant coach Rahim Lockhart ... As a sophomore, earned All-Region 23 and All-MACJC second team honors by averaging 15.9 points, 2.5 rebounds, 1.5 assists and 0.9 steals per game ... Helped lead the Bobcats to a 29-2 record and into the NJCAA Tournament's round of 16 ... Shot 48 percent from the floor, while making 63 threes and 86 percent of his attempts from the free throw line throughout 27 games ... Scored more than 20 points in six different contests, including a career-high 36 points in a win over Mississippi Gulf Coast ... Participated in the MACJC Men's All-Star Basketball Game following the conclusion of the season ... Played in 23 games as a freshman, averaging 7.3 points per game ... Shot 51.3 percent from the floor, including 38.9 from three-point range.



HIGH SCHOOL: Earned four varsity letters at Purvis High School under head coach Charles Neely ... Led the state in scoring as a senior, averaging 34.3 points per game ... Shot 51 percent from the floor and made 78 buckets from beyond the arc ... Earned District 7-4A MVP honors ... Competed in the 2015 Mississippi-Alabama All-Star Game ... Averaged 28 points and six rebounds per game as a junior and played against current Rebel teammate Terence Davis in the 2014 Mississippi Association of Coaches All-Star Game ... Averaged 22.8 points per game as a sophomore and was named to the USA Today All-Area team ... As a freshman, scored 16 points per game.

PERSONAL: Full name is David Carroll Davis Jr. ... Son of David Carroll and Tracy Davis ... Born: Sept. 8, 1996 ... Has one brother, Shaun, and one sister, Constance ... Enjoys playing the piano ... Majoring in general studies.

11

ERIN HORN

6-7 • 185 • SO • F

Hometown: Los Gatos, Calif.
Last School: Cuesta

JUNIOR COLLEGE: Played one season at Cuesta College for head coach Rusty Blair ... Saw action in 27 games and made nine starts ... Averaged 2.8 points, 4.1 rebounds and 1.0 assist per game ... Finished fourth on the team in steals with 23 ... Scored a career-high 13 points on 6 of 8 shooting to help his team beat LA Southwest.

HIGH SCHOOL: Earned two letters at Leigh High School and played for head coach Patrick Judge ... Finished his career ranked third in school history in all-time scoring.



PERSONAL: Full name is Eric Compton Christian Horn ... Born September 27, 1997 ... Son of Chuck Horn and Harriet Harvey-Horn ... Has one brother, Chase ... Majoring in general business ... Has traveled to China for service work and spent time playing basketball with local children.

10


ANTONIO MORGANO

5-10 • 165 • FR • G

Hometown: Morgantown, W. Va.
High School: Morgantown

2016-17 (FRESHMAN): Redshirted

HIGH SCHOOL: Earned three varsity letters at Morgantown High School under coach Dave Tallman ... As a senior, named honorable mention all-state by the West Virginia Sports Writers Association ... Led Morgantown to a 27-0 record and Class AAA State Championship, the first state title in the school's 103-year history.



PERSONAL: Son of Rob and Laura Morgano ... Born: Sept. 9, 1997 ... Has one brother, Rocco, and two sisters, Marianna and Isabella ... Political science major.

0

DEVONTAE SHULER

6-2 • 192 • FR • G

Hometown: Irmo, S.C.
High School: Oak Hill Academy



HIGH SCHOOL: A composite four-star guard rated the No. 100 player in the nation by 247 Sports and Scout.com and No. 104 by Rivals.com ... Named the top shooting guard signee in the SEC by HoopSeen.com ... Attended Irmo High School before transferring to perennial powerhouse Oak Hill Academy in Mouth of Wilson, Virginia for the past two seasons ... In his final season at Oak Hill, averaged 15.3 points, 4.3 rebounds, 4.1 assists and 3.7 steals per game ... Scored a career-high 40 points versus Bull City Prep ... As a junior, averaged 10.1 points per game and helped lead Oak Hill and legendary coach Steve Smith to a 45-1 record, including the Dick's Sporting Goods National Championship ... Averaged 12 points and three rebounds a game while shooting 49 percent from the field and 39 percent from 3-point range for Team CP3 on the 2016 EYBL summer circuit.

PERSONAL: Son of Donald and Linda Shuler ... Born: Feb. 9, 1998 ... Has five brothers: Dontae, DJ, Dominic, Dontrell and Deandre ... Has two sisters, Donnella and Donnesha ... Chose Ole Miss over Miami (Fla.), Oklahoma State, South Carolina and USC ... Broadcast Communications major.

12

BRUCE STEVENS

6-8 • 252 • JR • F

Hometown: Louin, Miss.
Last School: Jones County JC

JUNIOR COLLEGE: Rated the No. 6 junior college player in the nation according to JUCORecruiting.com ... Spent two seasons at Jones County Junior College for head coach and former Ole Miss All-American Rahim Lockhart ... Earned NJCAA first team All-America honors as a sophomore, averaging 16.2 points and 11.6 rebounds per game ... Shot 51.3 percent from the field, 81.6 percent from the free throw line and 37.5 percent from three-point range ... Posted 22 double-doubles as he led his team to a 29-2 record and into the NJCAA Tournament's round of 16 ... Collected All-MACJC and All-Region 23 honors both seasons at Jones ... Averaged 18.3 points and 10.2 boards a game as a freshman.



HIGH SCHOOL: Played at Bay Springs High School under coach Corey Mackey ... As a senior, averaged 23.4 points and 14.7 rebounds per game ... Led the Bulldogs to the 2015 Class 2A State Championship with a 20-point, 20-rebound performance in the title game ... Selected to The Clarion-Ledger's Dandy Dozen ... Also, played for the school's football team as a wide receiver and defensive end.

PERSONAL: Son of Eddie and Gloria Stevens ... Born: Aug. 5, 1996 ... Has two brothers, Jason and Casey ... Majoring in general studies.

34

ILYA TYRTYSHNIK

6-3 • 185 • FR • G

Hometown: Kiev, Ukraine
High School: GBA Prague

HIGH SCHOOL: Rated one of the top guard prospects in the 2017 class by Eurohopes Scouting Service ... Represented his country at the FIBA U20 European Championships this past summer in Crete, Greece ... Spent last season at GBA Prague, a prep school in the Czech Republic coached by former Butler Basketball standout Julian Betko, averaging 14.5 points per game to go along with 3.8 assists and 3.5 rebounds per game ... Led Ukraine to a second-place finish at the 2016 FIBA U18 European Championships, averaging 14.6 points, 3.7 assists and 3.6 rebounds per game.



PERSONAL: Son of Vyacheslav and Olga Tyrtshnik ... His father was a high jumper who competed at the 1996 Olympics in Atlanta ... Born: Sept. 7, 1998 ... Has one brother, Anton ... Sport and Recreation Administration major.

2017-18 OPPONENT PROFILES & SERIES HISTORY

NOTE: Ole Miss wins listed in bold



ALABAMA

Jan. 23 | Oxford | SEC Network

Location: Tuscaloosa, Ala.
 Nickname: Crimson Tide
 Conference: Southeastern
 Arena: Coleman Coliseum
 Capacity: 15,383
 Head Coach: Avery Johnson
 Alma Mater/Year: Southern (1988)
 Record at School/Years: 37-30/2
 Career Record/Years: 37-30/2
 Assoc. Head Coach: John Pelphrey
 Assistant Coaches: Antoine Pettway, Yasir Rosemond
 2016-17 Record: 19-15
 SEC Record/Finish: 10-8/6th
 2017 Postseason: NIT First Round
 Starters Returning/Lost: 4/1
 Lettermen Returning/Lost: 7/5
 Media Relations Contact: Aaron Jordan
 Office Phone: 205-348-6084
 Home/Cell Phone: 205-913-1979
 Email: ajordan@ia.ua.edu
 Press Row Phone: 205-348-6084
 Website: www.rolltide.com

SERIES: UA LEADS 120-57

In Oxford: OM leads 43-38
 In Tuscaloosa: UA leads 72-11
 Neutral: UA leads 10-3
 Postseason: UA leads 6-2
 Overtime: OM leads 3-1

Date	Opponent	OM	UA	Result
1/19/21	Alabama	22	18	A W
1/20/21	Alabama	17	21	A L
1/11/21	Alabama	31	18	H W
1/12/21	Alabama	28	13	H W
2/7/23	Alabama	22	33	A L
2/23/23	Alabama	28	17	H W
2/29/24	Alabama (SoCon-T)	42	44	N L
2/5/26	Alabama	32	22	A W
2/6/26	Alabama	35	25	A W
1/31/27	Alabama	29	21	H W
2/1/27	Alabama	33	32	H W
1/27/29	Alabama	24	39	A L
1/28/29	Alabama	28	41	A L
1/27/30	Alabama	21	31	H L
1/28/30	Alabama	26	30	H L
2/20/31	Alabama	25	27	A L
2/21/31	Alabama	21	30	A L
2/15/32	Alabama	21	23	H L
2/16/32	Alabama	33	30	H W
1/18/33	Alabama	23	35	A L
1/19/33	Alabama	21	57	A L

1/22/34	Alabama	25	50	H L
1/27/34	Alabama	18	34	H L
1/14/35	Alabama	26	38	A L
1/15/35	Alabama	27	42	A L
1/27/36	Alabama	42	34	H W
1/28/36	Alabama	32	38	H L
2/15/37	Alabama	34	38	A L
2/16/37	Alabama	31	32	A L
2/26/37	Alabama (SEC-T)	34	35	N L
2/16/38	Alabama	43	36	H W
2/17/38	Alabama	50	38	H W
2/6/39	Alabama	25	46	A L
2/7/39	Alabama	21	30	A L
1/22/40	Alabama	40	50	A L
2/22/40	Alabama	25	28	H L
2/14/41	Alabama	40	44	H L
2/22/41	Alabama	21	46	A L
1/14/42	Alabama	20	49	A L
2/18/42	Alabama	24	44	H L
2/1/43	Alabama	40	50	A L
2/15/43	Alabama	44	29	H W
1/30/46	Alabama	34	36	H L
2/9/46	Alabama	45	61	A L
1/9/47	Alabama	40	46	N L
2/15/47	Alabama	30	83	A L
2/21/47	Alabama	28	33	H L
2/10/48	Alabama	36	37	A L
2/21/48	Alabama	40	35	H W
1/29/49	Alabama	42	37	H W
2/26/49	Alabama	57	64	A L
12/8/49	Alabama	38	56	A L
2/22/50	Alabama	61	52	H W
12/11/50	Alabama	67	61	A W
2/28/51	Alabama (SEC-T)	44	42	N W
12/17/51	Alabama	79	80	H L
1/19/53	Alabama	54	60	A L
12/18/53	Alabama	68	72	N L
1/9/54	Alabama	62	60	H W
1/8/55	Alabama	59	70	A L
1/7/56	Alabama	65	69	H L
1/5/57	Alabama	84	93	A L
12/28/57	Alabama	79	76	N W
1/4/58	Alabama	44	70	N L
1/3/59	Alabama	76	89	A L
1/2/60	Alabama	86	77	H W
1/7/61	Alabama	54	80	A L
1/6/62	Alabama	62	68	H L
1/5/63	Alabama	74	80	A L
1/4/64	Alabama	77	83	H L
1/2/65	Alabama	87	91	H L
1/9/65	Alabama	72	107	A L
2/9/66	Alabama	60	79	H L
2/28/66	Alabama	66	99	A L
12/17/66	Alabama	79	58	H W
2/13/67	Alabama	73	83	A L
12/16/67	Alabama	59	76	A L
2/12/68	Alabama	77	69	H W
2/3/69	Alabama (OT)	53	51	H W
3/3/69	Alabama	78	72	A W
2/2/70	Alabama	87	95	A L
3/2/70	Alabama	93	83	H W
2/1/71	Alabama	91	101	H L
3/1/71	Alabama	72	74	A L
2/7/72	Alabama	88	93	A L
3/6/72	Alabama	68	75	H L
2/5/73	Alabama	66	62	H W
3/5/73	Alabama	67	92	A L
1/14/74	Alabama	71	88	A L
2/16/74	Alabama	57	77	H L
1/13/75	Alabama	71	74	H L

2/15/75	Alabama	79	88	A L
1/19/76	Alabama	41	64	A L
2/16/76	Alabama	70	78	H L
1/10/77	Alabama	88	101	A L
2/7/77	Alabama	68	72	H L
1/2/78	Alabama	62	65	N L
3/4/78	Alabama	63	66	H L
2/8/79	Alabama	73	83	A L
2/24/79	Alabama	89	80	H W
1/5/80	Alabama	56	78	A L
2/2/80	Alabama	71	65	H W
1/10/81	Alabama	48	74	H L
2/7/81	Alabama	49	51	A L
1/9/82	Alabama	71	75	A L
2/6/82	Alabama	79	69	H W
1/24/83	Alabama	64	63	A W
2/21/83	Alabama	56	52	H W
1/23/84	Alabama	56	69	H L
2/20/84	Alabama	65	74	A L
1/30/85	Alabama	47	54	A L
3/2/85	Alabama	49	61	H L
1/29/86	Alabama	62	69	H L
3/2/86	Alabama	59	74	A L
1/17/87	Alabama	62	71	H L
2/18/87	Alabama	69	90	A L
1/23/88	Alabama	66	73	A L
2/24/88	Alabama	64	47	H W
3/10/88	Alabama (OT) SECT64	59	N W	
1/7/89	Alabama	67	79	A L
2/8/89	Alabama	54	55	H L
3/15/89	Alabama (SEC-T)	56	64	N L
1/6/90	Alabama	48	66	H L
2/7/90	Alabama	64	74	A L
3/10/90	Alabama (SEC-T)	51	70	N L
1/12/91	Alabama	73	76	H L
2/6/91	Alabama	74	79	A L
1/22/92	Alabama	78	77	A W
3/4/92	Alabama	83	84	H L
1/16/93	Alabama	67	80	A L
2/20/93	Alabama (OT)	83	82	H W
1/15/94	Alabama	70	54	H W
2/26/94	Alabama	62	83	A L
1/11/95	Alabama	60	74	H L
3/1/95	Alabama	50	69	A L
1/27/96	Alabama	70	63	H W
3/2/96	Alabama	63	67	A L
1/8/97	Alabama	46	59	H L
2/12/97	Alabama	54	57	A L
1/10/98	Alabama	74	63	A W
2/7/98	Alabama	75	74	H W
1/6/99	Alabama	78	60	H W
2/24/99	Alabama	74	78	A L
1/29/00	Alabama	67	96	A L
3/1/00	Alabama	63	59	H W
1/17/01	Alabama	63	82	A L
3/3/01	Alabama	105	71	H W
2/6/02	Alabama	59	79	A L
3/3/02	Alabama	84	56	H W
1/21/03	Alabama	76	57	H W
3/2/03	Alabama	63	86	A L
1/24/04	Alabama	71	60	H W
2/28/04	Alabama	69	84	A L
1/22/05	Alabama	58	66	H L
2/12/05	Alabama	45	71	A L
3/11/05	Alabama (SEC-T)	52	69	N L
1/7/06	Alabama	71	61	A W
2/11/06	Alabama	50	64	A L
2/10/07	Alabama	75	69	H W
2/28/07	Alabama	58	69	A L
2/13/08	Alabama	67	76	A L

3/1/08	Alabama	91	88	H W
1/21/09	Alabama	73	76	A L
2/28/09	Alabama	69	90	H L
2/6/10	Alabama	74	67	H W
2/27/10	Alabama	76	73	A W
2/12/11	Alabama	64	74	A L
2/26/11	Alabama	68	63	H W
2/4/12	Alabama	67	69	A L
3/5/13	Alabama	87	83	H W
2/11/14	Alabama	64	67	A L
2/26/14	Alabama	79	67	H W
3/7/15	Alabama	82	74	A W
1/7/16	Alabama	74	66	H W
3/10/16	Alabama (SEC-T)	73	81	N L
3/1/17	Alabama	55	70	A L



ARKANSAS

Jan. 20 | Fayetteville | SEC Network
 Feb. 13 | Oxford | SEC Network

Location: Fayetteville, Ark.
 Nickname: Razorbacks
 Conference: Southeastern
 Arena: Bud Walton Arena
 Capacity: 19,200
 Head Coach: Mike Anderson
 Alma Mater/Year: Tulsa/1982
 Record at School/Years: 128-74/7
 Career Record/Years: 328-172/16
 Assistant Coaches: Melvin Watkins, T.J. Cleveland, Scotty Thurman
 2016-17 Record: 26-10
 SEC Record/Finish: 12-6/3rd
 2017 Postseason: NCAA Second Round
 Starters Returning/Lost: 2/3
 Lettermen Returning/Lost: 9/4
 Media Relations Contact: David Beall
 Office Phone: 479-575-3114
 Home/Cell Phone: 479-445-5336
 Email: jdb048@uark.edu
 Press Row Phone: 479-575-6622
 Website: www.arkansasrazorbacks.com

SERIES: ARK LEADS 45-32

In Oxford: OM leads 19-6
 In Fayetteville: ARK leads 16-11
 Neutral: ARK leads 23-2
 Overtime: OM leads 2-1

Date	Opponent	OM	ARK	Result
12/22/37	Arkansas	43	47	N L
12/23/37	Arkansas	46	48	N L
12/20/50	Arkansas	35	45	N L
12/21/50	Arkansas	45	41	N W
12/7/51	Arkansas	58	66	N L
12/8/51	Arkansas	66	68	N L
12/20/52	Arkansas	72	104	N L
1/5/54	Arkansas	76	89	N L



OPPONENTS

Table listing game dates and results for Arkansas, including scores and win/loss records.



AUBURN

Jan. 9 | Auburn | ESPN
Jan. 30 | Oxford | SEC Network

Location: Auburn, Ala.
Nickname: Tigers
Conference: Southeastern
Arena: Auburn Arena
Capacity: 9,121
Head Coach: Bruce Pearl
Alma Mater/Year: Boston College/1982
Record at School/Years: 44-54/2
Career Record/Years: 506-199/22
Assistant Coaches: Harris Adler, Steven Pearl
2016-17 Record: 18-14
SEC Record/Finish: 7-11/11th
2017 Postseason: None
Starters Returning/Lost: 5/0
Lettermen Returning/Lost: 9/6
Media Relations Contact: Cody Voga
Office Phone: 334-750-9023
Home/Cell Phone: N/A
Email: cjv0011@auburn.edu
Press Row Phone: 334-844-1933/1935
Website: www.auburntigers.com

SERIES: AU LEADS 75-58

In Oxford: OM leads 41-23
In Auburn: AU leads 50-14
Neutral: OM leads 4-1
Postseason: OM leads 3-1
Overtime: OM leads 3-2

Table showing series history between Auburn and other teams, including dates, scores, and win/loss records.

Table showing game dates and results for Auburn, including scores and win/loss records.

Table showing game dates and results for Auburn, including scores and win/loss records.



BRADLEY

BRADLEY

Dec. 22 | Oxford | SEC Network +

Location: Peoria, Ill.
Nickname: Braves
Conference: Missouri Valley
Arena: Carver Arena
Capacity: 11,442
Head Coach: Brian Wardle
Alma Mater/Year: Marquette/2001
Record at School/Years: 18-47/2
Career Record/Years: 113-112/7
Assistant Coaches: Drew Adams, Jimmie Foster, Mike Bargaen
2016-17 Record: 13-20
MVC Record/Finish: 7-11/7th
2017 Postseason: None
Starters Returning/Lost: 5/0
Lettermen Returning/Lost: 11/2
Media Relations Contact: Bobby Parker
Office Phone: 309-677-2666



OPPONENTS

2/19/55	Georgia	.80	86	A	L
2/18/56	Georgia	.105	65	H	W
2/16/57	Georgia	.99	91	A	W
2/15/58	Georgia	.81	63	H	W
2/14/59	Georgia	.61	84	A	L
2/15/60	Georgia (OT)	.65	63	H	W
2/18/61	Georgia	.69	73	A	L
2/17/62	Georgia	.79	75	H	W
2/16/63	Georgia	.63	76	A	L
2/15/64	Georgia	.80	72	H	W
2/13/65	Georgia	.68	90	A	L
1/31/66	Georgia	.71	91	H	L
1/2/67	Georgia	.78	85	A	L
2/27/67	Georgia	.75	67	H	W
1/1/68	Georgia	.64	70	H	L
2/26/68	Georgia	.77	111	A	L
1/25/69	Georgia	.81	84	A	L
2/22/69	Georgia (OT)	.82	85	H	L
1/24/70	Georgia	.84	96	H	L
2/21/70	Georgia	.79	94	A	L
1/23/71	Georgia	.80	88	A	L
2/20/71	Georgia	.76	72	H	W
1/29/72	Georgia	.74	80	H	L
2/26/72	Georgia	.69	79	A	L
1/27/73	Georgia	.67	71	A	L
2/24/73	Georgia	.69	62	H	W
1/5/74	Georgia	.78	70	A	W
2/4/74	Georgia	.59	55	H	W
1/2/75	Georgia	.83	88	H	L
2/3/75	Georgia	.93	87	A	W
1/26/76	Georgia	.72	74	H	L
2/23/76	Georgia	.68	70	A	L
1/15/77	Georgia	.82	62	H	W
2/12/77	Georgia	.76	92	A	L
1/9/78	Georgia	.75	63	H	W
2/6/78	Georgia	.56	57	A	L
1/24/79	Georgia	.53	59	H	L
1/29/79	Georgia	.82	63	A	W
12/12/79	Georgia	.62	64	H	L
2/23/80	Georgia	.65	77	A	L
12/23/80	Georgia	.62	70	A	L
2/28/81	Georgia	.64	62	H	W
3/7/81	Georgia (SEC-T)	.66	62	N	W
12/16/81	Georgia	.56	54	H	W
2/27/82	Georgia	.58	64	A	L
1/10/83	Georgia	.53	68	H	L
2/7/83	Georgia	.76	59	A	W
3/11/83	Georgia (SEC-T)	.55	69	N	L
1/10/84	Georgia	.51	70	A	L
2/6/84	Georgia (OT)	.56	54	H	W
1/26/85	Georgia	.51	81	H	L
2/27/85	Georgia	.66	94	A	L
1/25/86	Georgia	.75	91	A	L
2/26/86	Georgia	.61	62	H	L
1/21/87	Georgia	.80	68	H	W
2/21/87	Georgia	.65	69	A	L
3/6/87	Georgia (SEC-T)	.63	65	N	L
1/27/88	Georgia	.70	86	A	L
2/27/88	Georgia	.75	72	H	W
1/21/89	Georgia (OT)	.74	70	A	W
2/22/89	Georgia	.88	79	H	W
1/20/90	Georgia	.84	74	H	W
2/21/90	Georgia	.83	107	A	L
1/30/91	Georgia	.62	117	A	L
3/2/91	Georgia	.62	72	H	L
2/9/92	Georgia	.66	86	A	L
3/12/92	Georgia (SEC-T)	.66	85	N	L
1/2/93	Georgia	.61	75	H	L
1/22/94	Georgia	.85	69	A	W
3/4/95	Georgia	.51	79	H	L
1/3/96	Georgia	.38	74	A	L
1/5/97	Georgia	.73	66	H	W



GEORGIA STATE

Feb. 17 | Oxford | SEC Network +

Location: Atlanta, Ga.
Nickname: Panthers
Conference: Sun Belt
Arena: Sports Arena
Capacity: 3,854
Head Coach: Ron Hunter
Alma Mater/Year: Miami (Ohio)/1986
Record at School/Years: 197-123/6
Career Record/Years: 597-344/19
Assistant Coaches: Ray McCallum, Claude Pardue, Sherman White
2016-17 Record: 20-13
Sun Belt Record/Finish: 12-6/2nd
2017 Postseason: CIT First Round
Starters Returning/Lost: 3/2
Lettermen Returning/Lost: 9/5
Media Relations Contact: Mike Holmes
Office Phone: 404-413-4033
Home/Cell Phone: 404-259-9716
Email: rholmes@gsu.edu
Press Row Phone: 404-413-4099
Website: www.georgiastatesports.com

SERIES: FIRST MEETING

In Oxford: OM leads 1-0
 In Atlanta: 0-0
 Neutral: 0-0

OM GS
 11/25/15 Oxford 68 59 H W



ILLINOIS STATE

Dec. 16 | Oxford | SEC Network

Location: Normal, Ill.
Nickname: Redbirds
Conference: Missouri Valley
Arena: Doug Collins Court and Redbird Arena
Capacity: 10,200
Head Coach: Dan Muller
Alma Mater/Year: Illinois State/1998
Record at School/Years: 104-65/5
Career Record/Years: 104-65/5
Assistant Coaches: Brian Reese, Brian Collins, Brendan Mullins
2016-17 Record: 28-7
Sun Belt Record/Finish: 17-1/T-1st
2017 Postseason: NIT Second Round
Starters Returning/Lost: 1/4
Lettermen Returning/Lost: 7/5
Media Relations Contact: Mike Williams
Office Phone: 309-438-3805
Home/Cell Phone: 309-825-8828
Email: mcwilli@ilstu.edu
Press Row Phone: 309-438-5950
Website: www.goredbirds.com

SERIES: ISU LEADS 3-0

In Oxford: ISU leads 1-0
 In Normal: ISU leads 1-0
 Neutral: ISU leads 1-0
 Postseason: 0-0
 Overtime: 0-0

12/23/78	Illinois State	.72	76	A	L
11/16/04	Illinois State	.52	70	N	L
3/14/12	Illinois State	.93	96	H	L



KENTUCKY

Feb. 28 | Lexington | ESPN2

Location: Lexington, Ky.
Nickname: Wildcats

Conference: Southeastern
Arena: Rupp Arena
Capacity: 23,000
Head Coach: John Calipari
Alma Mater/Year: Clarion/1982
Record at School/Years: 222-44/7
Career Record/Years: 652-191/25
Assistant Coaches: Kenny Payne, Tony Barbee, Joel Justus
2016-17 Record: 32-6
SEC Record/Finish: 16-2/1st
2017 Postseason: Elite Eight
Starters Returning/Lost: 1/5
Lettermen Returning/Lost: 8/6
Media Relations Contact: Eric Lindsey
Office Phone: 859-619.0944
Home/Cell Phone: N/A
Email: eric.lindsey@uky.edu
Press Row Phone: 859-252-3602
Website: www.ukathletics.com

SERIES: UK LEADS 105-13

In Oxford: UK leads 28-10
 In Lexington: UK leads 53-2
 Neutral: UK leads 24-1
 Postseason: UK leads 15-1
 Overtime: UK leads 1-0

		OM	UK		
1/9/25	Kentucky	.23	26	A	L
2/11/27	Kentucky	.37	17	A	W
2/27/28	Kentucky (SoConT)	41	28	N	W
2/22/29	Kentucky	.30	35	A	L
2/23/29	Kentucky	.24	32	A	L
2/24/33	Kentucky (SEC-T)	.31	49	N	L
3/3/39	Kentucky (SEC-T)	.30	49	N	L
2/10/41	Kentucky	.41	60	A	L
2/28/41	Kentucky (SEC-T)	.52	62	N	L
2/27/42	Kentucky (SEC-T)	.32	59	N	L
2/3/49	Kentucky	.45	75	N	L
2/16/49	Kentucky	.31	85	A	L
2/4/50	Kentucky	.55	61	N	L
2/15/50	Kentucky	.50	90	A	L
2/3/51	Kentucky	.39	86	N	L
1/2/52	Kentucky	.58	116	N	L
2/6/52	Kentucky	.61	81	A	L
2/13/54	Kentucky	.62	88	A	L
2/5/55	Kentucky	.66	84	N	L
2/11/56	Kentucky	.49	88	A	L
2/8/57	Kentucky	.69	75	N	L
2/8/58	Kentucky	.65	96	A	L
2/7/59	Kentucky	.72	97	N	L
2/6/60	Kentucky	.43	61	A	L
2/11/61	Kentucky	.60	74	N	L
2/10/62	Kentucky	.60	83	A	L
2/9/63	Kentucky	.69	75	N	L
2/8/64	Kentucky	.59	102	A	L
2/6/65	Kentucky	.65	102	A	L
2/21/66	Kentucky	.65	108	H	L
1/30/67	Kentucky	.53	96	A	L
2/6/67	Kentucky	.70	79	H	L
1/29/68	Kentucky	.76	85	H	L
2/5/68	Kentucky	.62	78	A	L
1/4/69	Kentucky	.59	69	H	L
2/8/69	Kentucky	.68	104	A	L
1/3/70	Kentucky	.73	95	A	L
2/7/70	Kentucky	.85	120	H	L
1/2/71	Kentucky	.95	103	H	L
2/6/71	Kentucky	.86	121	H	L
1/8/72	Kentucky	.82	93	A	L

2/12/72	Kentucky	.82	90	H	L
1/6/73	Kentucky	.61	58	H	W
2/10/73	Kentucky	.70	88	A	L
1/17/74	Kentucky	.64	93	A	L
2/18/74	Kentucky	.61	60	H	W
1/18/75	Kentucky	.82	85	H	L
2/17/75	Kentucky	.89	108	A	L
1/31/76	Kentucky	.81	89	A	L
2/28/76	Kentucky	.87	94	H	L
1/24/77	Kentucky	.73	100	A	L
2/21/77	Kentucky	.69	81	H	L
1/16/78	Kentucky	.56	76	A	L
2/13/78	Kentucky	.52	64	H	L
1/8/79	Kentucky	.64	90	A	L
2/5/79	Kentucky	.82	87	H	L
2/28/79	Kentucky (SEC-T)	.77	82	N	L
1/9/80	Kentucky	.73	79	H	L
2/6/80	Kentucky	.72	86	A	L
2/29/80	Kentucky (SEC-T)	.67	70	N	L
1/14/81	Kentucky	.55	64	A	L
2/11/81	Kentucky	.55	62	H	L
1/13/82	Kentucky	.67	65	H	W
2/10/82	Kentucky	.49	57	A	L
3/5/82	Kentucky (SEC-T)	.58	62	N	L
1/3/83	Kentucky	.60	72	A	L
3/3/83	Kentucky	.58	61	H	L
1/2/84	Kentucky	.55	68	H	L
3/1/84	Kentucky	.57	76	A	L
1/9/85	Kentucky	.45	57	H	L
2/9/85	Kentucky	.52	67	A	L
1/8/86	Kentucky	.58	75	A	L
2/8/86	Kentucky	.58	62	H	L
3/6/86	Kentucky (SEC-T)	.65	95	N	L
1/28/87	Kentucky	.76	65	H	W
2/28/87	Kentucky	.63	64	A	L
2/3/88	Kentucky	.65	94	A	L
3/5/88	Kentucky	.71	78	H	L
3/11/88	Kentucky (SEC-T)	.64	82	N	L
1/28/89	Kentucky	.70	65	H	W
3/1/89	Kentucky	.69	70	A	L
1/27/90	Kentucky	.79	98	A	L
2/28/90	Kentucky	.88	74	H	W
1/16/91	Kentucky	.85	95	H	L
2/16/91	Kentucky	.77	89	A	L
1/29/92	Kentucky	.78	96	A	L
3/3/93	Kentucky	.66	98	H	L
1/12/94	Kentucky	.64	98	N	L
1/18/95	Kentucky	.65	82	H	L
1/6/96	Kentucky	.60	90	A	L
1/11/97	Kentucky	.73	69	H	W
3/8/97	Kentucky (SEC-T)	.70	88	N	L
2/14/98	Kentucky	.73	64	A	W
1/16/99	Kentucky	.57	63	H	L
3/5/99	Kentucky (SEC-T)	.73	83	N	L
1/19/00	Kentucky	.69	74	A	L
1/20/01	Kentucky	.65	55	H	W
3/11/01	Kentucky (SEC-T)	.55	77	N	L
1/15/02	Kentucky	.64	87	A	L
2/8/03	Kentucky	.62	80	H	L
1/28/04	Kentucky	.61	71	A	L
1/19/05	Kentucky	.50	53	H	L
2/22/06	Kentucky	.40	80	A	L
3/9/06	Kentucky (SEC-T)	.57	71	N	L
1/6/07	Kentucky	.58	68	H	L
2/27/08	Kentucky	.54	58	A	L
1/27/09	Kentucky	.85	80	H	W
3/12/09	Kentucky (SEC-T)	.58	71	N	L
2/2/10	Kentucky	.75	85	A	L
2/1/11	Kentucky	.71	69	H	W
3/11/11	Kentucky (SEC-T)	.66	75	N	L
2/18/12	Kentucky	.62	77	A	L
1/29/13	Kentucky	.74	87	H	L
2/4/14	Kentucky	.64	80	A	L

2/18/14	Kentucky	.70	84	H	L
1/06/15	Kentucky (OT)	.86	89	A	L
1/02/16	Kentucky	.61	83	A	L
12/29/17	Kentucky	.76	99	H	L



LOUISIANA

Nov. 10 | Oxford | SEC Network +

Location:..... Lafayette, La.
Nickname:..... Ragin' Cajuns
Conference:..... Sun Belt
Arena:..... Cajundome
Capacity:..... 11,550
Head Coach:..... Bob Marlin
Alma Mater/Year:..... Mississippi State/1981
Record at School/Years:..... 128-104/7
Career Record/Years:..... 476-270/24
Assistant Coaches:..... Neil Harden,
 Kevin Johnson, Josten Crow
2016-17 Record:..... 21-12
Sun Belt Record/Finish:..... 10-8/6th
2017 Postseason:..... None
Starters Returning/Lost:..... 3/2
Lettermen Returning/Lost:..... 9/4
Media Relations Contact:..... Matt Sullivan
Office Phone:..... 337-482-6331
Home/Cell Phone:..... 985-981-0009
Email:..... matt.sullivan@louisiana.edu
Press Row Phone:..... 337-265-2284
Website:..... www.rajincajuns.com

SERIES: LOUISIANA LEADS 4-3

In Oxford: OM leads 3-2
 In Lafayette: Tied 1-1
 Neutral: ULL leads 1-0

12/19/69	SW Louisiana	.89	77	A	W
12/3/83	SW Louisiana	.62	80	H	L
12/3/89	SW Louisiana	.83	94	N	L
11/29/91	SW Louisiana	.87	96	A	L
12/21/92	SW Louisiana	.87	103	H	L
11/14/06	UL-Lafayette	.69	54	H	W
12/14/11	UL-Lafayette	.66	54	H	W



LSU

Feb. 10 | Baton Rouge | ESPN2

Location:..... Baton Rouge, La.
Nickname:..... Tigers
Conference:..... Southeastern
Arena:..... Pete Maravich Assembly Center
Capacity:..... 13,215
Head Coach:..... Will Wade
Alma Mater/Year:..... Clemson/2005
Record at School/Years:..... First Season
Career Record/Years:..... 91-45/4
Assistant Coaches:..... Bill Armstrong,
 Greg Heiar, Tony Benford
2016-17 Record:..... 10-21
SEC Record/Finish:..... 2-16/13th
2017 Postseason:..... None
Starters Returning/Lost:..... 4/1
Lettermen Returning/Lost:..... 7/8
Media Relations Contact:..... Kent Lowe
Office Phone:..... 225-578-8226
Home/Cell Phone:..... 225-241-4360
Email:..... clowe@lsu.edu
Press Row Phone:..... 225-578-8226
Website:..... www.lsusports.net

SERIES: LSU LEADS 120-88

In Oxford: OM leads 55-34
 In Baton Rouge: LSU leads 79-29
 Neutral: LSU leads 6-4
 Postseason: LSU leads 5-4
 Overtime: LSU leads 6-3

	OM	LSU			
2/4/10	LSU	.14	39	A	L
2/5/10	LSU	.4	25	A	L
1/15/12	LSU	.15	27	A	L
2/16/12	LSU	.11	33	A	L
2/21/16	LSU	.29	55	A	L
2/18/21	LSU	.23	22	A	W
2/19/21	LSU	.12	46	A	L
1/15/26	LSU	.24	27	A	L
1/16/26	LSU	.43	19	A	W
1/14/27	LSU	.36	16	A	W
1/15/27	LSU	.21	22	A	L
1/13/28	LSU	.17	20	A	L
1/14/28	LSU	.25	36	A	L
1/25/28	LSU	.33	23	A	W
1/26/28	LSU	.33	34	A	L
2/25/28	LSU (SoCon-T)	.55	28	N	W
1/11/29	LSU	.42	21	A	W
1/12/29	LSU	.34	17	A	W
1/18/29	LSU	.28	24	H	W
1/19/29	LSU	.30	25	H	W
1/10/30	LSU	.31	27	H	W
1/11/30	LSU	.21	31	A	L
1/17/30	LSU	.47	24	A	W
1/18/30	LSU	.32	29	A	W
1/15/31	LSU	.24	26	H	L
1/16/31	LSU	.39	29	H	W
1/15/32	LSU	.34	37	H	L
1/16/32	LSU	.24	22	H	W
1/29/32	LSU	.53	55	A	L
1/30/32	LSU	.35	33	A	W
1/13/33	LSU	.40	37	H	W
1/14/33	LSU	.34	32	H	W
2/13/33	LSU	.33	53	A	L
2/14/33	LSU	.33	50	A	L
2/12/34	LSU	.33	52	A	L
2/13/34	LSU	.39	49	A	L
2/4/35	LSU	.32	47	A	L
2/5/35	LSU	.33	47	A	L

1/31/36	LSU	.37	54	A	L
2/1/36	LSU	.51	46	A	W
2/14/36	LSU	.59	47	H	W
2/15/36	LSU	.69	51	H	W
1/13/37	LSU	.50	47	H	W
1/14/37	LSU	.40	27	H	W
1/14/38	LSU	.59	48	A	W
1/15/38	LSU	.47	44	A	W
3/4/38	LSU (SEC-T)	.68	40	N	W
1/9/39	LSU	.41	42	A	L
1/10/39	LSU	.34	42	H	L
2/13/39	LSU	.48	50	A	L
2/14/39	LSU	.18	59	A	L
1/12/40	LSU	.47	51	A	L
2/10/40	LSU	.45	33	A	W
1/10/41	LSU	.32	56	H	L
2/3/41	LSU	.39	67	A	L
1/9/42	LSU	.35	56	H	L
1/17/42	LSU	.51	42	A	W
1/8/43	LSU	.34	54	A	L
1/16/43	LSU	.39	51	H	L
1/12/46	LSU	.23	53	H	L
2/4/46	LSU	.35	60	A	L
3/1/46	LSU (SEC-T)	.34	59	N	L
1/9/47	LSU	.43	54	H	L
2/3/47	LSU	.43	63	A	L
2/27/47	LSU (SEC-T)	.36	61	N	L
2/2/48	LSU	.49	37	H	W
2/23/48	LSU (OT)	.50	52	A	L
1/31/49	LSU	.48	58	H	L
2/12/49	LSU	.39	49	A	L
12/19/49	LSU	.61	74	A	L
1/28/50	LSU	.75	65	H	W
12/16/50	LSU	.72	67	H	W
2/17/51	LSU	.69	48	A	W
3/1/51	LSU (SEC-T)	.57	62	N	L
12/14/51	LSU	.69	81	H	L
1/30/52	LSU	.68	65	H	W
2/18/52	LSU	.67	78	A	L
3/1/52	LSU (SEC-T)	.60	75	N	L
1/12/53	LSU	.66	67	H	L
2/23/53	LSU	.48	63	A	L
2/1/54	LSU	.52	53	A	L
3/1/54	LSU	.53	76	H	L
1/31/55	LSU	.89	69	H	W
2/28/55	LSU	.65	68	A	L
2/6/56	LSU	.76	100	A	L
2/27/56	LSU	.81	70	H	W
2/2/57	LSU	.79	73	H	W
2/23/57	LSU	.83	76	A	W
2/3/58	LSU	.76	63	A	W
2/24/58	LSU	.85	75	H	W
12/30/58	LSU	.55	69	N	L
2/2/59	LSU	.80	69	H	W
2/23/59	LSU	.93	99	A	L
2/1/60	LSU	.76	61	A	W
2/22/60	LSU	.90	70	H	W
2/6/61	LSU	.69	75	H	L
2/29/61	LSU	.48	46	A	W
2/5/62	LSU	.59	70	A	L
2/26/62	LSU	.74	68	H	W
2/4/63	LSU	.60	48	H	W
2/25/63	LSU	.61	80	A	L
2/1/64	LSU	.67	77	A	L
2/22/64	LSU	.80	86	H	L
2/1/65	LSU	.56	58	H	L
2/22/65	LSU	.56	60	H	L
1/3/66	LSU	.81	80	H	W
2/12/66	LSU	.68	90	A	L
12/19/66	LSU	.74	67	H	W
2/25/67	LSU	.89	77	A	W
12/19/67	LSU	.68	81	A	L
2/24/68	LSU	.87	85	H	W



OPPONENTS

2/1/69	LSU (OT)	84	81	A	W
3/1/69	LSU	78	76	H	W
1/31/70	LSU	86	109	A	L
2/28/70	LSU	90	103	H	L
1/30/71	LSU	113	90	A	W
2/27/71	LSU	62	54	H	W
2/5/72	LSU	66	67	A	L
3/4/72	LSU	101	78	H	W
2/3/73	LSU	84	59	H	W
3/3/73	LSU	69	70	A	L
2/2/74	LSU	77	63	H	W
3/4/74	LSU	82	74	H	W
2/1/75	LSU	86	94	A	L
3/8/75	LSU	86	91	H	L
1/10/76	LSU	74	100	A	L
2/7/76	LSU	57	67	H	L
1/3/77	LSU	68	75	A	L
3/5/77	LSU	90	68	H	W
1/28/78	LSU	61	74	H	L
2/25/78	LSU	75	94	A	L
1/20/79	LSU (OT)	69	70	H	L
2/17/79	LSU	62	67	A	L
1/23/80	LSU	66	72	A	L
2/21/80	LSU	74	77	H	L
1/28/81	LSU	59	63	H	L
2/25/81	LSU	67	74	A	L
1/27/82	LSU	46	53	A	L
2/24/82	LSU	74	61	H	W
3/4/82	LSU (SEC-T)	59	52	N	W
1/15/83	LSU	68	71	H	L
2/12/83	LSU	63	72	A	L
1/14/84	LSU	70	93	A	L
2/12/84	LSU	61	65	H	L
12/5/84	LSU	64	89	A	L
1/17/85	LSU	68	65	H	W
1/13/86	LSU	68	86	A	L
2/15/86	LSU	58	57	H	W
1/5/87	LSU	73	63	H	W
2/4/87	LSU (OT)	75	82	A	L
1/9/88	LSU (OT)	61	69	H	L
2/10/88	LSU	57	78	A	L
2/1/89	LSU	75	105	A	L
3/4/89	LSU (OT)	113	112	H	W
1/31/90	LSU	77	79	H	L
3/3/90	LSU	94	103	A	L
1/19/91	LSU	71	87	A	L
2/20/91	LSU	78	89	H	L
1/25/92	LSU	73	83	H	L
2/25/92	LSU	69	100	A	L
1/23/93	LSU	71	62	H	W
3/6/93	LSU	56	71	A	L
3/12/93	LSU (SEC-T)	70	89	N	L
1/29/94	LSU	66	90	A	L
3/5/94	LSU	93	78	H	W
1/21/95	LSU (OT)	81	87	A	L
2/15/95	LSU	102	90	H	W
2/3/96	LSU	66	71	A	L
2/28/96	LSU	75	48	H	W
2/5/97	LSU	79	73	A	W
2/26/97	LSU	74	68	H	W
1/21/98	LSU	80	58	H	W
2/18/98	LSU	83	57	A	W
2/3/99	LSU	82	66	A	W
2/27/99	LSU	79	57	H	W
2/16/00	LSU	53	97	H	L
3/4/00	LSU	60	64	A	L
2/7/01	LSU	50	33	H	W
2/28/01	LSU (OT)	77	78	A	L
1/23/02	LSU	70	55	H	W
2/27/02	LSU	56	59	A	L
1/18/03	LSU	67	57	A	W
3/5/03	LSU	64	77	H	L

1/21/04	LSU	53	49	H	W
3/3/04	LSU	45	58	A	L
1/26/05	LSU	60	70	A	L
3/2/05	LSU	53	58	H	L
1/28/06	LSU	73	79	H	L
3/4/06	LSU	52	55	A	L
1/17/07	LSU	55	62	A	L
2/14/07	LSU	71	70	H	W
3/9/07	LSU (SEC-T)	80	60	N	W
1/12/08	LSU	74	71	H	W
2/23/08	LSU	49	69	A	L
1/17/09	LSU	51	83	H	L
2/14/09	LSU	66	73	A	L
1/23/10	LSU	73	63	A	W
3/4/10	LSU	72	59	H	W
1/22/11	LSU	78	51	A	W
2/9/11	LSU	66	60	H	W
1/7/12	LSU	55	81	A	L
2/25/12	LSU	72	48	H	W
3/9/13	LSU	81	67	A	W
1/15/14	LSU (OT)	88	74	H	W
1/14/15	LSU	71	75	H	L
2/28/15	LSU	63	73	A	L
1/13/16	LSU	81	90	A	L
2/14/17	LSU	96	76	H	W



MIDDLE TENNESSEE

Dec. 9 | Murfreesboro

Location: Murfreesboro, Tenn.
 Nickname: Blue Raiders
 Conference: Conference USA
 Arena: Murphy Center
 Capacity: 11,520
 Head Coach: Kermit Davis
 Alma Mater/Year: Miss. State, 1982
 Record at School/Years: 307-180/15
 Career Record/Years: 444-255/19
 Assistant Coaches: Win Case
 Greg Gensing, Ronnie Hamilton
 2016-17 Record: 31-5
 CUSA Record/Finish: 17-1/1st
 2017 Postseason: NCAA Second Round
 Starters Returning/Lost: 3/2
 Lettermen Returning/Lost: 7/6
 Media Relations Contact: Eric Beovich
 Office Phone: 615-904-8115
 Home/Cell Phone: 850-723-8134
 Email: beovich@goblueraiders.com
 Press Row Phone: 615-898-2807
 Website: www.goblueraiders.com

SERIES: MT LEADS 5-3

In Oxford: Tied 2-2
 In Murfreesboro: MT leads 1-0
 Neutral: MT leads 2-1

OM MT

12/29/60	MTSU	64	62	N	W
1/26/63	MTSU	77	68	H	W
11/30/63	MTSU	68	79	N	L
12/12/77	MTSU	68	79	H	L
12/21/11	MTSU	58	68	N	L
12/08/12	MTSU	62	65	A	L
12/14/13	MTSU	72	63	H	W
11/30/16	MTSU	62	77	H	L



MISSISSIPPI STATE

Jan. 6 | Oxford | SEC Network
 Feb. 17 | Starkville | SEC Network

Location: Starkville, Miss.
 Nickname: Bulldogs
 Conference: Southeastern
 Arena: Humphrey Coliseum
 Capacity: 10,575
 Head Coach: Ben Howland
 Alma Mater/Year: Weber State, 1979
 Record at School/Years: 30-33/2
 Career Record/Years: 431-239/21
 Assistant Coaches: George Brooks
 Korey McCray, Ernie Zeigler
 2016-17 Record: 16-16
 SEC Record/Finish: 6-12/12th
 2017 Postseason: None
 Starters Returning/Lost: 4/2
 Lettermen Returning/Lost: 10/4
 Media Relations Contact: Gregg Ellis
 Office Phone: 662-325-3595
 Home/Cell Phone: 662-322-0145
 Email: gellis@athletics.msstate.edu
 Press Row Phone: 662-325-3776
 Website: www.hailstate.com
 In Oxford: OM leads 83-43
 In Starkville: MSU leads 94-26
 Neutral: Tied 5-5
 Postseason: MSU leads 2-1
 Overtime: MSU leads 6-4

OM MS

2/25/14	Miss. State	15	68	A	L
2/26/14	Miss. State	18	84	A	L
2/27/14	Miss. State	10	12	H	L
2/28/14	Miss. State	8	20	H	L
1/27/16	Miss. State	9	28	H	L
1/28/16	Miss. State	20	33	H	L
2/16/17	Miss. State	20	35	A	L
2/17/17	Miss. State	24	42	A	L
2/23/17	Miss. State	25	42	H	L
2/24/17	Miss. State	29	15	H	W
2/7/19	Miss. State	23	32	H	L
2/8/19	Miss. State	14	52	H	L
2/6/20	Miss. State	23	10	H	W
2/7/20	Miss. State	15	21	H	L
2/27/20	Miss. State	13	49	A	L
2/28/20	Miss. State	12	30	A	L
1/21/21	Miss. State	12	33	A	L
1/22/21	Miss. State	20	34	A	L

2/2/21	Miss. State	17	13	H	W
2/3/21	Miss. State	23	13	H	W
2/3/22	Miss. State	27	30	H	L
2/4/22	Miss. State	12	17	H	L
2/17/22	Miss. State	27	25	A	W
2/18/22	Miss. State	17	48	A	L
2/5/23	Miss. State	14	29	A	L
2/6/23	Miss. State	18	23	A	L
2/12/23	Miss. State	26	28	H	L
2/13/23	Miss. State	30	27	H	W
3/1/23	MSU (SoCon-T)	26	33	N	L
2/21/24	Miss. State	29	27	H	W
2/23/24	Miss. State	42	47	A	L
2/9/25	Miss. State	30	34	A	L
2/20/25	Miss. State	28	38	H	L
1/23/26	Miss. State	33	20	H	W
2/4/27	Miss. State	22	36	A	L
2/5/27	Miss. State	24	30	A	L
2/7/27	Miss. State	31	28	H	W
2/8/27	Miss. State	26	19	H	W
2/6/28	Miss. State	30	38	H	L
2/7/28	Miss. State	27	29	H	L
2/20/28	Miss. State	34	45	A	L
2/21/28	Miss. State	36	40	A	L
2/8/29	Miss. State	30	32	A	L
2/9/29	Miss. State	26	28	A	L
2/15/29	Miss. State	37	21	H	W
2/16/29	Miss. State	41	27	H	W
2/7/30	Miss. State	30	26	N	W
2/8/30	Miss. State	23	19	N	W
2/11/30	Miss. State	38	31	H	W
2/12/30	Miss. State	27	28	H	L
2/5/32	Miss. State	37	19	H	W
2/6/32	Miss. State	31	25	H	W
2/19/32	Miss. State	35	25	A	W
2/20/32	Miss. State	38	26	A	W
2/10/33	Miss. State	36	40	A	L
2/11/33	Miss. State	25	32	A	L
2/17/33	Miss. State	50	49	H	W
2/18/33	Miss. State	41	27	H	W
2/2/34	Miss. State	35	41	A	L
2/3/34	Miss. State	29	22	A	W
2/18/34	Miss. State	24	29	H	L
2/19/34	Miss. State	36	35	H	W
2/8/35	Miss. State	31	61	A	L
2/9/35	Miss. State	37	55	A	L
2/28/35	Miss. State	35	33	H	W
3/1/35	Miss. State	40	38	H	W
2/7/36	Miss. State	38	39	A	L
2/8/36	Miss. State (20T)	48	42	A	W
2/21/36	Miss. State	43	51	H	L
2/22/36	Miss. State	32	41	H	L
2/9/37	Miss. State	40	36	A	W
2/10/37	Miss. State	34	43	A	L
2/21/37	Miss. State	36	34	H	W
2/22/37	Miss. State	50	42	H	W
1/11/38	Miss. State	49	37	N	W
1/12/38	Miss. State	45	58	N	L
2/4/38	Miss. State	41	43	A	L
2/5/38	Miss. State	45	44	A	W
2/18/38	Miss. State	70	38	H	W
2/19/38	Miss. State	59	45	H	W
1/6/39	Miss. State	40	39	N	W
1/7/39	Miss. State	33	37	N	L
2/10/39	Miss. State	44	43	H	W
2/11/39	Miss. State	33	30	H	W
2/23/39	Miss. State	36	39	A	L
2/24/39	Miss. State	27	51	A	L
2/5/40	Miss. State	46	50	N	L
2/6/40	Miss. State	35	47	A	L
2/17/40	Miss. State	64	51	H	W
1/7/41	Miss. State	35	30	H	W

OPPONENTS

Ole Miss

1/8/41	Miss. State.	23	30	A	L
2/18/41	Miss. State.	41	40	H	W
2/19/41	Miss. State.	20	33	A	L
2/2/42	Miss. State.	30	31	A	W
2/4/42	Miss. State.	37	52	H	L
2/22/42	Miss. State.	30	37	A	L
2/23/42	Miss. State.	34	42	H	L
2/11/43	Miss. State.	52	51	H	W
2/12/43	Miss. State.	43	54	H	L
2/19/43	Miss. State.	39	51	A	L
2/20/43	Miss. State.	45	46	A	L
2/9/45	Miss. State.	37	44	A	L
2/10/45	Miss. State.	61	24	A	W
2/15/45	Miss. State.	41	36	H	W
2/16/45	Miss. State.	43	32	H	W
2/12/46	Miss. State.	58	44	H	W
2/13/46	Miss. State.	45	40	H	W
2/19/46	Miss. State.	43	50	A	L
2/20/46	Miss. State.	34	54	A	L
1/15/47	Miss. State.	31	53	A	L
2/18/47	Miss. State.	59	49	H	W
2/6/48	Miss. State.	43	49	A	L
2/7/48	Miss. State.	42	45	A	L
2/27/48	Miss. State.	59	37	H	W
2/28/48	Miss. State.	63	46	H	W
12/17/48	Miss. State.	69	61	H	W
2/25/49	Miss. State.	52	51	A	W
1/18/50	Miss. State.	60	64	A	L
2/23/50	Miss. State.	62	45	H	W
1/17/51	Miss. State.	67	71	A	L
2/27/51	Miss. State.	95	60	H	W
1/9/52	Miss. State.	77	62	H	W
2/26/52	Miss. State.	73	61	A	W
1/17/53	Miss. State.	60	73	A	L
3/7/53	Miss. State.	62	46	H	W
2/6/54	Miss. State.	63	53	H	W
3/6/54	Miss. State.	59	65	A	L
2/10/55	Miss. State.	66	58	A	W
3/5/55	Miss. State.	56	60	H	L
1/30/56	Miss. State.	79	100	H	L
3/1/56	Miss. State.	74	82	A	L
1/19/57	Miss. State.	72	82	A	L
2/28/57	Miss. State.	73	81	H	L
12/27/57	Miss. State.	53	66	A	L
1/18/58	Miss. State.	67	62	H	W
2/27/58	Miss. State.	60	91	A	L
1/17/59	Miss. State.	58	87	A	L
2/28/59	Miss. State.	16	23	H	L
1/16/60	Miss. State.	67	60	H	W
2/27/60	Miss. State.	54	72	A	L
1/21/61	Miss. State.	40	63	A	L
3/4/61	Miss. State.	74	70	H	W
1/20/62	Miss. State.	57	61	H	L
3/3/62	Miss. State.	58	63	A	L
1/19/63	Miss. State.	64	78	A	L
3/2/63	Miss. State.	72	75	H	L
1/18/64	Miss. State.	77	75	H	W
2/29/64	Miss. State.	78	61	A	W
1/23/65	Miss. State.	72	101	A	L
2/27/65	Miss. State (OT)	77	78	H	L
2/16/66	Miss. State.	74	90	H	L
3/2/66	Miss. State.	76	96	A	L
2/1/67	Miss. State.	71	70	A	W
3/4/67	Miss. State.	58	57	H	W
1/31/68	Miss. State.	63	53	H	W
3/2/68	Miss. State.	79	88	A	L
1/10/69	Miss. State.	67	60	H	W
2/15/69	Miss. State.	60	64	A	L
1/9/70	Miss. State.	58	57	A	W
2/13/70	Miss. State.	57	55	H	W
1/8/71	Miss. State.	83	74	H	W
2/13/71	Miss. State.	67	75	A	L
1/15/72	Miss. State.	68	66	A	W

2/19/72	Miss. State.	65	64	H	W
1/13/73	Miss. State.	74	61	A	W
2/17/73	Miss. State.	83	64	H	W
1/28/74	Miss. State.	72	67	H	W
3/2/74	Miss. State (OT)	69	75	A	L
1/27/75	Miss. State.	80	100	A	L
3/1/75	Miss. State.	78	84	H	L
1/17/76	Miss. State.	54	65	A	L
2/14/76	Miss. State.	66	76	H	L
1/8/77	Miss. State.	49	85	A	L
2/5/77	Miss. State.	82	67	H	W
1/4/78	Miss. State.	48	73	A	L
3/6/78	Miss. State.	61	60	H	W
1/11/79	Miss. State (20T)	92	101	A	L
2/22/79	Miss. State.	64	68	H	L
1/19/80	Miss. State.	75	64	H	W
2/16/80	Miss. State.	73	66	A	W
1/24/81	Miss. State (OT)	59	52	A	W
2/21/81	Miss. State.	72	61	H	W
1/23/82	Miss. State.	54	30	H	W
2/20/82	Miss. State.	47	33	A	W
1/22/83	Miss. State.	67	61	A	W
2/19/83	Miss. State (OT)	69	67	H	W
1/21/84	Miss. State.	56	64	H	L
2/18/84	Miss. State.	51	70	A	L
1/19/85	Miss. State.	44	61	A	L
2/20/85	Miss. State.	53	50	H	W
1/18/86	Miss. State.	57	56	H	W
2/19/86	Miss. State.	43	48	A	L
1/14/87	Miss. State.	62	63	A	L
2/14/87	Miss. State.	79	65	H	W
1/20/88	Miss. State.	61	52	H	W
2/20/88	Miss. State.	57	67	A	L
1/25/89	Miss. State.	75	65	H	W
2/25/89	Miss. State.	69	74	A	L
1/24/90	Miss. State (40T)	102	104	A	L
2/24/90	Miss. State.	75	67	H	W
1/6/91	Miss. State (OT)	80	84	A	L
2/13/91	Miss. State.	77	84	H	L
1/11/92	Miss. State.	72	84	A	L
2/22/92	Miss. State.	86	78	H	W
1/20/93	Miss. State.	69	53	H	W
2/6/93	Miss. State.	56	53	A	W
1/9/94	Miss. State.	69	81	H	L
2/12/94	Miss. State.	52	72	A	L
1/14/95	Miss. State.	52	94	A	L
2/25/95	Miss. State.	42	46	H	L
1/17/96	Miss. State.	47	53	A	L
2/17/96	Miss. State.	71	64	H	W
1/15/97	Miss. State.	64	75	A	L
2/19/97	Miss. State.	84	61	H	W
1/24/98	Miss. State (20T)	81	77	H	W
2/21/98	Miss. State.	82	78	A	W
1/20/99	Miss. State.	81	68	H	W
2/20/99	Miss. State.	69	72	A	L
1/12/00	Miss. State.	59	61	H	L
2/23/00	Miss. State.	67	80	A	L
1/27/01	Miss. State.	69	79	A	L
2/14/01	Miss. State.	51	48	H	W
1/12/02	Miss. State.	66	59	H	W
2/23/02	Miss. State.	59	61	A	L
1/29/03	Miss. State.	57	58	H	L
2/15/03	Miss. State (OT)	64	68	A	L
3/14/03	MSU (SEC-T)	64	73	N	L
1/7/04	Miss. State.	54	61	H	L
2/7/04	Miss. State.	56	80	A	L
1/8/05	Miss. State.	76	87	H	L
2/26/05	Miss. State.	68	71	A	L
1/14/06	Miss. State.	75	65	H	W
2/18/06	Miss. State.	55	84	A	L
1/10/07	Miss. State.	67	77	A	L
1/30/07	Miss. State.	85	73	H	W
1/26/08	Miss. State.	68	88	A	L

2/20/08	Miss. State.	74	63	H	W
1/31/09	Miss. State.	67	63	A	L
3/7/09	Miss. State.	80	82	H	L
1/9/10	Miss. State.	75	80	H	L
2/11/10	Miss. State.	63	71	A	L
1/13/11	Miss. State.	64	69	H	L
2/19/11	Miss. State.	58	71	A	L
1/18/12	Miss. State.	75	68	W	H
2/9/12	Miss. State.	60	70	A	L
2/8/13	Miss. State.	93	75	H	W
3/2/13	Miss. State.	67	73	A	L
1/11/14	Miss. State.	72	76	A	L
1/25/14	Miss. State.	82	63	H	W
3/13/14	Miss. State (SECT)	78	66	N	W
1/28/15	Miss. State.	79	73	H	W
2/19/15	Miss. State.	71	65	A	L
1/23/16	Miss. State.	77	83	A	L
3/2/16	Miss. State.	86	78	H	W
1/31/17	Miss. State.	88	61	H	W
2/21/17	Miss. State (OT)	87	82	A	W



MISSOURI

Feb. 6 | Oxford | SEC Network
Feb. 20 | Columbia | ESPN2

Location: Columbia, Mo.
Nickname: Tigers
Conference: Southeastern
Arena: Mizzou Arena
Capacity: 15,061
Head Coach: Cuonzo Martin
Alma Mater/Year: Purdue/2000
Record at School/Years: First Season
Career Record/Years: 186-121/9
Assistant Coaches: Chris Hollender, Cornell Mann, Michael Porter, Sr.
2016-17 Record: 8-24
SEC Record/Finish: 2-16/14th
2017 Postseason: None
Starters Returning/Lost: 5/3
Lettermen Returning/Lost: 8/4
Media Relations Contact: Patrick Crawford
Office Phone: 573-882-2531
Home/Cell Phone: 573-808-6050
Email: crawfordpa@missouri.edu
Press Row Phone: 573-882-1442
Website: www.mutigers.com

SERIES: OM LEADS 8-1

In Oxford: OM leads 4-0
In Columbia: OM leads 3-1
Neutral: OM leads 1-0

OM MU

1/12/13	Missouri.	64	49	H	W
2/9/13	Missouri.	79	98	A	L
3/15/13	Missouri (SECT)	64	62	N	W
2/8/14	Missouri	91	88	H	W
1/31/15	Missouri.	67	47	A	W

2/3/16	Missouri.	76	73	A	W
2/23/16	Missouri.	85	76	H	W
1/21/17	Missouri.	75	71	A	W
2/25/17	Missouri.	80	77	H	W



RICE

Nov. 22 | Las Vegas | ESPN2

Location: Houston, Texas
Nickname: Owls
Conference: Conference USA
Arena: Tudor Fieldhouse
Capacity: 5,208
Head Coach: Scott Pera
Alma Mater/Year: Penn State/1989
Record at School/Years: First Season
Career Record/Years: First Season
Assistant Coaches: Chris Kreider, Mark Linebaugh, Omar Mance
2016-17 Record: 23-12
Conference USA Record/Finish: 11-7/5th
2017 Postseason: CBI 2nd Round
Starters Returning/Lost: 1/4
Lettermen Returning/Lost: 8/6
Media Relations Contact: Tim Andrzejewski
Office Phone: 713-348-3929
Home/Cell Phone: 662-312-7663
Email: tim.andrzejewski@rice.edu
Press Row Phone: 713-348-5638
Website: www.riceowls.com

SERIES: RICE LEADS 2-1

In Oxford: Rice leads 1-0
In Houston: Rice leads 1-0
Neutral: OM leads 1-0

OM RU

12/31/83	Rice.	70	60	N	W
1/9/93	Rice.	79	89	H	L
1/27/93	Rice.	67	72	A	L



OPPONENTS



SAM HOUSTON STATE

Dec. 13 | Oxford | SEC Network+

Location: Huntsville, Texas
 Nickname: Bearkats
 Conference: Southland
 Arena: Bernard G. Johnson Coliseum
 Capacity: 6,100
 Head Coach: Jason Hooten
 Alma Mater/Year: Tarleton State/1993
 Record at School/Years: 137-98/7
 Career Record/Years: 137-98/7
 Assistant Coaches: Kyle Campbell
 Chris Mudge, Chuck Taylor
 2016-17 Record: 21-13
 Southland Record/Finish: 10-8/5th
 2017 Postseason: 2-1
 Starters Returning/Lost: 3/2
 Lettermen Returning/Lost: 7/8
 Media Relations Contact: Ben Rikard
 Office Phone: 936-294-1764
 Home/Cell Phone:
 Email: ben.rikard@shsu.edu
 Website: www.gobearkats.com

SERIES: OM LEADS 5-0

In Oxford: OM leads 4-0
In Huntsville: OM leads 1-0

	OM	SHS		
12/27/88 Sam Houston	83	73	H	W
12/30/89 Sam Houston	96	70	A	W
12/20/90 Sam Houston	73	71	H	W
12/3/94 Sam Houston	91	75	H	W
11/22/00 Sam Houston	71	65	H	W



SOUTH CAROLINA

Dec. 31 | Oxford | ESPN2

Location: Columbia, S.C.
 Nickname: Gamecocks
 Conference: Southeastern
 Arena: Colonial Life Arena
 Capacity: 18,000

Head Coach: Frank Martin
 Alma Mater/Year: Florida International/1993
 Record at School/Years: 96-74/5
 Career Record/Years: 213-128/10
 Assistant Coaches: Perry Clark
 Matt Figger, Bruce Shingler
 2016-17 Record: 26-11
 SEC Record/Finish: 12-6/T3rd
 2017 Postseason: NCAA Final Four
 Starters Returning/Lost: 2/3
 Lettermen Returning/Lost: 7/8
 Media Relations Contact: Emily Miles
 Office Phone: 803-777-7743
 Home/Cell Phone: 803-727-3284
 Email: efeeney@mailbox.sc.edu
 Press Row Phone: 803-777-6182
 Website: gamecocksonline.com

SERIES: OM LEADS 19-18

In Oxford: OM leads 13-2
In Columbia: SC leads 11-2
Neutral: SC leads 5-4
Postseason: Series Tied 4-4

	OM	SC		
12/30/60 South Carolina	79	85	N	L
2/5/92 South Carolina	76	61	H	W
1/13/93 South Carolina	73	88	A	L
2/5/94 South Carolina	68	62	H	W
3/10/94 SC (SEC-T)	57	80	N	L
2/8/95 South Carolina	72	77	A	L
2/24/96 South Carolina	75	65	H	W
1/25/97 South Carolina	63	86	A	L
1/3/98 South Carolina	73	54	H	W
3/7/98 SC (SEC-T)	77	87	N	L
1/27/99 South Carolina	66	67	A	L
3/4/99 SC (SEC-T)	64	60	N	W
2/9/00 South Carolina	83	75	H	W
2/17/01 South Carolina	67	61	A	W
1/26/02 South Carolina	71	53	H	W
3/7/02 SC (SEC-T)	67	69	N	L
1/8/03 South Carolina	49	55	A	L
3/13/03 SC (SEC-T)	62	56	N	W
1/31/04 South Carolina	79	68	H	W
3/6/05 S. Carolina (OT)	70	76	A	L
3/10/05 SC (SEC-T)	53	52	N	W
1/11/06 South Carolina	68	63	H	W
2/24/07 South Carolina	63	76	A	L
2/2/08 South Carolina	77	80	H	L
1/24/09 South Carolina	71	82	A	L
1/20/10 South Carolina	66	57	H	W
2/22/11 South Carolina	73	79	A	L
3/10/11 SC (SEC-T)	66	55	N	W
1/28/12 South Carolina	66	62	H	W
2/20/13 South Carolina	62	62	A	L
1/18/14 South Carolina	75	74	A	W
2/1/14 South Carolina	75	71	H	W
1/10/15 South Carolina	65	49	H	W
3/12/15 SC (SEC-T)	58	60	N	L
1/19/16 SC (OT)	74	77	H	L
1/14/17 South Carolina	56	67	A	L
3/4/17 South Carolina	75	70	H	W




SOUTH DAKOTA STATE

Nov. 28 | Oxford | SEC Network +

Location: Brookings, S.D.
 Nickname: Jackrabbits
 Conference: The Summit League
 Arena: Frost Arena
 Capacity: 6,063
 Head Coach: T.J. Otzelberger
 Alma Mater/Year: Wisconsin-Whitewater/2001
 Record at School/Years: 18-17/1
 Career Record/Years: 18-17/1
 Assistant Coaches: Eric Henderson
 Rob Klinkefus, Ben Walker
 2016-17 Record: 18-17
 Summit Record/Finish: 8-8/T4th
 2017 Postseason: NCAA First Round
 Starters Returning/Lost: 4/1
 Lettermen Returning/Lost: 8/5
 Media Relations Contact: Andrew Sogn
 Office Phone: 605-688-4822
 Home/Cell Phone: 605-310-6498
 Email: andrew.sogn@sdsstate.edu
 Press Row Phone: 605-688-5999
 Website: www.gojacks.com

SERIES: OM LEADS 1-0

OM SDS
12/6/76 S.D. State. 78 70 H W



TENNESSEE

Feb. 2 | Knoxville | SEC Network
Feb. 24 | Oxford | SEC Network

Location: Knoxville, Tenn.
 Nickname: Volunteers
 Conference: Southeastern
 Arena: Thompson-Boling Arena
 Capacity: 21,678
 Head Coach: Rick Barnes
 Alma Mater/Year: Lenoir-Rhyne/1977
 Record at School/Years: 31-25/2
 Career Record/Years: 635-349/30
 Assistant Coaches: Rob Lanier,
 Desmond Oliver, Michael Schwartz
 2016-17 Record: 16-16
 SEC Record/Finish: 8-10/9th
 2017 Postseason: None
 Starters Returning/Lost: 4/1
 Lettermen Returning/Lost: 9/6
 Media Relations Contact: Tom Satkowiak
 Office Phone: 865-974-7501
 Home/Cell Phone: 865-696-2897
 Email: tomsid@tennessee.edu

Press Row Phone: 865-974-0110
Website: www.utsports.com

SERIES: UT LEADS 70-44

In Oxford: Tied 25-25
In Knoxville: UT leads 41-12
Neutral: OM leads 7-5
Postseason: OM leads 7-5
Overtime: OM leads 4-1

	OM	UT		
1/28/24 Tennessee	36	17	H	W
1/29/24 Tennessee	24	13	H	W
2/10/25 Tennessee	13	15	A	L
2/12/27 Tennessee	39	34	A	W
3/3/38 Tenn. (SEC-T)	45	40	N	W
2/8/41 Tennessee	29	61	A	L
1/10/42 Tennessee	39	42	H	L
3/1/45 Tenn. (SEC-T)	37	59	N	L
1/11/46 Tennessee	42	65	H	L
2/10/47 Tennessee	28	61	A	L
3/5/48 Tenn. (SEC-T)	62	81	N	L
3/4/49 Tenn. (SEC-T)	49	74	N	L
2/25/50 Tennessee	57	79	A	L
2/10/51 Tennessee	65	67	H	L
1/12/52 Tennessee	69	76	A	L
1/5/53 Tennessee	71	81	H	L
2/15/54 Tennessee	92	73	A	W
2/14/55 Tennessee	78	84	H	L
2/13/56 Tennessee	63	65	A	L
2/11/57 Tennessee	88	98	H	L
2/10/58 Tennessee	63	68	A	L
2/9/59 Tennessee	82	85	H	L
2/8/60 Tennessee	71	81	A	L
2/13/61 Tennessee	57	55	H	W
2/12/62 Tennessee	98	81	A	W
2/11/63 Tennessee	85	78	H	W
2/10/64 Tennessee	54	92	A	L
2/8/65 Tennessee	50	96	H	L
1/8/66 Tennessee	55	102	A	L
1/28/67 Tennessee	49	62	A	L
2/4/67 Tennessee (OT)	56	53	H	W
1/27/68 Tennessee	65	66	H	L
2/3/68 Tennessee	46	88	A	L
1/6/69 Tennessee	54	59	H	L
2/10/69 Tennessee	45	61	A	L
1/5/70 Tennessee (2OT)	59	57	A	W
2/9/70 Tennessee	60	72	H	L
1/4/71 Tennessee	85	98	H	L
2/8/71 Tennessee	74	80	A	L
1/10/72 Tennessee	70	73	A	L
2/14/72 Tennessee	58	68	H	L
1/8/73 Tennessee	60	52	H	W
2/12/73 Tennessee	49	51	A	L
1/12/74 Tennessee	69	57	H	W
2/11/74 Tennessee	57	65	A	L
1/11/75 Tennessee	82	102	A	L
2/10/75 Tennessee (OT)	88	81	H	W
1/24/76 Tennessee	53	56	H	L
2/21/76 Tennessee	81	105	A	L
1/17/77 Tennessee	72	86	H	L
2/14/77 Tennessee	75	87	A	L
1/7/78 Tennessee	73	68	H	W
2/4/78 Tennessee	67	85	A	L
1/3/79 Tennessee	67	72	H	L
1/27/79 Tennessee	65	64	A	W
1/2/80 Tennessee	65	66	H	L
1/30/80 Tennessee	66	61	A	W
2/27/80 Tenn. (SEC-T)	76	74	N	W
1/7/81 Tennessee	68	73	A	L
2/4/81 Tennessee	71	52	H	W

3/4/81	Tenn. (SEC-T)	81	71	N	W
1/6/82	Tennessee	55	62	H	L
2/3/82	Tennessee	55	53	A	W
1/8/83	Tennessee	56	55	H	W
2/5/83	Tennessee	53	65	A	L
1/8/84	Tennessee	59	83	A	L
2/4/84	Tennessee	57	56	H	W
1/5/85	Tennessee	63	70	H	L
2/6/85	Tennessee	58	57	A	W
1/4/86	Tennessee	66	74	A	L
2/5/86	Tennessee	59	55	H	W
3/5/86	Tenn. (SEC-T)	73	56	N	W
1/31/87	Tennessee (OT)	73	70	A	W
2/2/87	Tennessee	71	70	H	W
1/6/88	Tennessee	68	77	A	L
2/6/88	Tennessee	81	73	H	W
11/28/88	Tennessee	76	84	H	L
2/15/89	Tennessee	71	83	A	L
12/16/89	Tennessee	67	71	A	L
2/14/90	Tennessee	81	80	H	W
3/8/90	Tenn. (SEC-T)	87	86	N	W
1/26/91	Tennessee	75	72	H	W
2/27/91	Tennessee	93	88	A	W
3/7/91	Tenn. (SEC-T)	85	94	N	L
2/19/92	Tennessee	86	98	A	L
1/30/93	Tennessee	62	75	H	L
2/16/94	Tennessee	69	72	A	L
2/22/95	Tennessee	61	75	H	L
1/31/96	Tennessee	52	67	A	L
1/22/97	Tennessee	70	48	H	W
1/17/98	Tennessee	67	77	A	L
2/17/99	Tennessee	67	69	H	L
1/15/00	Tennessee	60	98	A	L
2/10/01	Tennessee	87	71	H	W
3/9/01	Tenn. (SEC-T)	86	73	N	W
1/6/02	Tennessee	76	82	A	L
1/11/03	Tennessee	64	66	H	L
2/18/04	Tennessee	66	83	A	L
2/19/05	Tennessee	60	58	H	W
2/4/06	Tennessee	72	86	A	L
1/24/07	Tennessee	83	69	H	W
1/9/08	Tennessee	83	85	A	L
2/18/09	Tennessee	81	65	H	W
1/16/10	Tennessee (OT)	69	71	A	L
3/12/10	Tenn. (SEC-T)	65	76	N	L
1/29/11	Tennessee	57	74	H	L
2/22/12	Tennessee	60	73	A	L
3/6/12	Tenn. (OT) (SECT)	77	72	N	W
1/9/13	Tennessee	92	74	A	W
1/24/13	Tennessee	62	56	H	W
1/29/14	Tennessee	70	86	A	L
2/19/15	Tennessee	59	57	H	W
3/5/16	Tennessee	83	60	A	W
1/17/17	Tennessee	80	69	H	W
2/8/17	Tennessee	66	75	A	L

Nickname: Longhorns
 Conference: Big 12
 Arena: Frank Erwin Center
 Capacity: 16,540
 Head Coach: Shaka Smart
 Alma Mater/Year: Kenyon College/1999
 Record at School/Years: 31/35/2
 Career Record/Years: 194/91/8
 Assistant Coaches: Darrin Horn, Jai Lucas, Mike Morrell
 2016-17 Record: 11-22
 Big 12 Record/Finish: 4-14/10th
 2017 Postseason: None
 Starters Returning/Lost: 3/2
 Lettermen Returning/Lost: 8/7
 Media Relations Contact: Scott McConnell
 Office Phone: 512-471-1345
 Home/Cell Phone: 512-471-1345
 Email: scott.mcconnell@athletics.utexas.edu
 Website: www.texasports.com

SERIES: TEXAS LEADS 8-6

In Oxford: OM leads 4-1
 In Austin: Ut leads 3-2
 Neutral: UT leads 4-0

	OM	UT
12/17/55	Texas	72 86 N L
12/28/61	Texas	71 88 N L
12/5/64	Texas	67 94 N L
12/4/65	Texas	71 80 A L
12/5/66	Texas	82 80 H W
12/1/67	Texas	82 95 A L
12/2/68	Texas	63 67 H L
12/1/69	Texas	84 95 A L
12/7/70	Texas	89 84 H W
12/1/71	Texas	79 78 A W
12/2/72	Texas	78 58 H W
12/1/73	Texas	75 59 A W
12/7/74	Texas	82 74 H W
12/6/75	Texas	65 67 A L



TEXAS A&M

Jan. 16 | College Station | SEC Network
 Location: College Station, Texas
 Nickname: Aggies
 Conference: Southeastern
 Arena: Reed Arena
 Capacity: 12,989
 Head Coach: Billy Kennedy
 Alma Mater/Year: SELA/1986
 Record at School/Years: 115-85/6
 Career Record/Years: 326-264/19
 Assistant Coaches: Amir Abdur-Rahim, Issac Chew, Ulric Mallig

2016-17 Record: 16-15
 SEC Record/Finish: 8-10/T9th
 2017 Postseason: None
 Starters Returning/Lost: 4/1
 Lettermen Returning/Lost: 7/8
 Media Relations Contact: Alan Cannon
 Office Phone: 979-862-5453
 Home/Cell Phone: 713-582-5135
 Email: aquisenberry@athletics.tamu.edu
 Press Row Phone: 979-862-6944
 Website: www.12thman.com

SERIES: TAMU LEADS 5-2

In Oxford: OM leads 2-1
 In College Station: TAMU leads 2-0
 Neutral: TAMU leads 1-0

	OM	TAMU
12/29/72	Texas A&M	83 100 N L
2/13/13	Texas A&M	67 69 A L
2/27/13	Texas A&M	82 73 H W
3/1/14	Texas A&M	60 71 A L
2/4/15	Texas A&M	69 59 H W
2/16/16	Texas A&M	56 71 A L
1/25/17	Texas A&M	76 80 H L



TEXAS A&M-CORPUS CHRISTI

Dec. 19 | Oxford | SEC Network
 Location: Corpus Christi, Texas
 Nickname: Islanders
 Conference: Southland
 Arena: American Bank Center
 Capacity: 8,100
 Head Coach: Willis Wilson
 Alma Mater/Year: Rice/1982
 Record at School/Years: 99-97/6
 Career Record/Years: 317-343/22
 Assistant Coaches: Marty Gross, Marc Dannhoff, Terry Johnson
 2016-17 Record: 24-11
 Southland Record/Finish: 12-6/2nd
 2017 Postseason: CIT Runner-Up
 Starters Returning/Lost: 3/2
 Lettermen Returning/Lost: 9/6
 Media Relations Contact: Jacob Bell
 Office Phone: 361-825-3410
 Home/Cell Phone: 361-825-3410
 Email: jacob.bell@tamucc.edu
 Website: www.goislanders.com

SERIES: FIRST MEETING



UNLV

Nov. 22 | Las Vegas | ESPN2
 Location: Las Vegas, NV
 Nickname: Runnin' Rebels
 Conference: Mountain West
 Arena: Thomas & Mack Center
 Capacity: 18,000
 Head Coach: Marvin Menzies
 Alma Mater/Year: UCLA/1987
 Record at School/Years: 11-12/1
 Career Record/Years: 209-132/11
 Assistant Coaches: Andre LaFleur, Rob Jeter, Eric Brown
 2016-17 Record: 11-21
 Mountain West Record/Finish: 4-14/T10th
 2017 Postseason: None
 Starters Returning/Lost: 1/4
 Lettermen Returning/Lost: 5/9
 Media Relations Contact: Andy Grossman
 Office Phone: 702-895-3995
 Home/Cell Phone: 702-630-3949
 Email: andy.grossman@unlv.edu
 Press Row Phone: 720-895-4600
 Website: www.unlvrebels.com

SERIES: FIRST MEETING



UTAH

Nov. 20 | Las Vegas
 Location: Salt Lake City, Utah
 Nickname: Runnin' Utes
 Conference: Pac 12
 Arena: Jon M. Huntsman Center
 Capacity: 15,000
 Head Coach: Larry Krystkowiak
 Alma Mater/Year: Montana/1996
 Record at School/Years: 105-85/6
 Career Record/Years: 157-105/8
 Assistant Coaches: Tommy Connor



TEXAS

Jan. 27 | Austin | ESPN2
 Location: Austin, Texas



OPPONENTS

..... Andy Hill, DeMarlo Slocum
2016-17 Record: 20-12
Pac 12 Record/Finish: 11-7/4th
2017 Postseason: NIT First Round
Starters Returning/Lost: 2/4
Lettermen Returning/Lost: 10/4
Media Relations Contact: Dameon Myers
Office Phone: 801-587-7298
Home/Cell Phone: 801-201-4834
Email: dmyres@huntsman.utah.edu
Press Row Phone: 801-581-6657
Website: www.utahutes.com

SERIES: UTAH LEADS 1-0

Neutral Site: Utah leads 1-0

OM UTAH

11/21/08 Utah.....72 83 N L



VANDERBILT

Mar. 3 | Oxford | SEC Network

Location: Nashville, Tenn.
Nickname: Commodores
Conference: Southeastern
Arena: Memorial Gymnasium
Capacity: 14,316
Head Coach: Bryce Drew
Alma Mater/Year: Valparaiso/1998
Record at School/Years: 19-16/1
Career Record/Years: 143-65/6
Associate Head Coach: Roger Powell, Jr
Assistant Coaches: Jake Diebler
..... Cassey Shaw
2016-17 Record: 19-16
SEC Record/Finish: 10-8/15th
2017 Postseason: NCAA First Round
Starters Returning/Lost: 3/2
Lettermen Returning/Lost: 8/2
Media Relations Contact: Andy Boggs
Office Phone: 615-343-1847
Home/Cell Phone: 615-828-8895
Email: andy.boggs@vanderbilt.edu
Press Row Phone: 615-320-0436
Website: www.vucommodores.com

SERIES: VU LEADS 75-45

In Oxford: OM leads 32-24
In Nashville: VU leads 47-8
Neutral: OM leads 5-4
Postseason: Series tied 4-4
In Overtime: VU leads 5-4

OM VU

2/8/25 Vanderbilt18 19 H L

1/21/26	Vanderbilt	32	18	H	W
2/10/27	Vanderbilt	32	33	A	L
2/26/27	Vanderbilt SoConT.	20	32	N	L
2/20/29	Vanderbilt (OT)	48	46	H	W
12/31/37	Vanderbilt	68	30	N	W
2/7/41	Vanderbilt	47	80	A	L
2/7/42	Vanderbilt	38	31	H	W
1/30/43	Vanderbilt	49	44	H	W
2/5/43	Vanderbilt	30	55	A	L
1/19/46	Vanderbilt	31	39	H	L
2/8/47	Vanderbilt	41	55	A	L
12/6/47	Vanderbilt	53	42	H	W
12/19/47	Vanderbilt	49	71	A	L
1/15/49	Vanderbilt	49	62	H	L
2/7/49	Vanderbilt	52	64	A	L
1/16/50	Vanderbilt	37	44	H	L
2/16/50	Vanderbilt	47	80	A	L
1/13/51	Vanderbilt	63	70	H	L
2/4/52	Vanderbilt	51	59	A	L
2/16/53	Vanderbilt	79	65	H	W
1/18/54	Vanderbilt	78	74	A	W
1/1/55	Vanderbilt	69	94	A	L
1/17/55	Vanderbilt	77	63	H	W
1/14/56	Vanderbilt	73	85	A	L
12/8/56	Vanderbilt	61	90	A	L
1/12/57	Vanderbilt	68	66	H	W
1/11/58	Vanderbilt	59	68	A	L
1/10/59	Vanderbilt (OT)	74	79	H	L
1/9/60	Vanderbilt	58	66	A	L
1/16/61	Vanderbilt	74	72	H	W
1/15/62	Vanderbilt	58	80	A	L
1/14/63	Vanderbilt	72	79	H	L
1/13/64	Vanderbilt	81	88	A	L
1/25/65	Vanderbilt	70	84	H	L
1/10/66	Vanderbilt	58	106	A	L
1/14/67	Vanderbilt (OT)	70	78	A	L
2/11/67	Vanderbilt	67	72	H	L
1/13/68	Vanderbilt	70	96	A	L
2/10/68	Vanderbilt	72	90	H	L
1/13/69	Vanderbilt	55	62	A	L
2/12/69	Vanderbilt	75	67	H	W
12/3/69	Vanderbilt	75	87	H	L
2/11/70	Vanderbilt	83	80	A	W
12/22/70	Vanderbilt	112	130	A	L
2/10/71	Vanderbilt	94	88	H	W
1/26/72	Vanderbilt	92	65	H	W
2/16/72	Vanderbilt	83	89	A	L
12/13/72	Vanderbilt	57	59	A	L
1/17/73	Vanderbilt	49	59	H	L
1/26/74	Vanderbilt	56	71	A	L
2/25/74	Vanderbilt	68	84	H	L
1/25/75	Vanderbilt	66	80	H	L
2/24/75	Vanderbilt	80	86	A	L
2/2/76	Vanderbilt	60	61	A	L
3/1/76	Vanderbilt	81	72	H	W
1/22/77	Vanderbilt (OT)	72	77	A	L
2/19/77	Vanderbilt	75	66	H	W
1/14/78	Vanderbilt	63	66	A	L
2/11/78	Vanderbilt	61	57	H	W
1/6/79	Vanderbilt	70	94	A	L
2/3/79	Vanderbilt	58	66	H	L
1/16/80	Vanderbilt	67	66	A	W
2/13/80	Vanderbilt	89	78	H	W
1/21/81	Vanderbilt	46	44	H	W
2/18/81	Vanderbilt	50	52	A	L
3/6/81	Vanderbilt (SECT)	71	51	N	W
1/20/82	Vanderbilt	55	65	A	L
2/17/82	Vanderbilt (40T)	51	48	H	W
1/5/83	Vanderbilt	77	62	A	W
3/5/83	Vanderbilt	62	51	H	W
1/4/84	Vanderbilt	55	76	H	L
3/3/84	Vanderbilt	60	70	A	L
3/7/84	Vanderbilt (SECT)	57	77	N	L

1/2/85	Vanderbilt	61	63	A	L
2/4/85	Vanderbilt	60	55	H	W
1/2/86	Vanderbilt	70	81	H	L
2/1/86	Vanderbilt	63	66	A	L
1/7/87	Vanderbilt	59	66	A	L
2/9/87	Vanderbilt	77	54	H	W
1/13/88	Vanderbilt	57	60	H	L
2/13/88	Vanderbilt	68	93	A	L
1/11/89	Vanderbilt (OT)	65	72	H	L
2/11/89	Vanderbilt	69	71	A	L
1/10/90	Vanderbilt	79	86	A	L
2/10/90	Vanderbilt	68	67	H	W
3/9/90	Vanderbilt (SECT)	65	62	N	W
1/23/91	Vanderbilt	52	89	A	L
2/23/91	Vanderbilt	74	58	H	W
2/1/92	Vanderbilt	84	72	H	W
2/10/93	Vanderbilt	59	89	A	L
2/23/94	Vanderbilt (OT)	77	72	H	W
1/25/95	Vanderbilt	75	82	A	L
2/10/96	Vanderbilt	78	55	H	W
1/18/97	Vanderbilt	64	67	A	L
3/7/97	Vanderbilt (SECT)	64	62	N	W
2/11/98	Vanderbilt	87	76	H	W
1/2/99	Vanderbilt	64	79	A	L
2/26/00	Vanderbilt	75	67	H	W
1/6/01	Vanderbilt	81	68	A	W
1/30/02	Vanderbilt	73	61	H	W
2/1/03	Vanderbilt	68	76	A	L
2/25/04	Vanderbilt	65	77	H	L
3/11/04	Vanderbilt (SECT)	50	70	N	L
1/29/05	Vanderbilt	51	73	A	L
3/1/06	Vanderbilt	62	77	H	L
1/27/07	Vanderbilt	80	85	A	L
1/30/08	Vanderbilt	74	58	H	W
2/7/09	Vanderbilt	61	71	A	L
2/18/10	Vanderbilt	78	82	H	L
1/19/11	Vanderbilt	74	84	A	L
2/16/11	Vanderbilt	76	102	H	L
3/19/12	Vanderbilt (SECT)	53	65	A	L
1/15/13	Vanderbilt (OT)	89	79	A	W
3/16/13	Vanderbilt (SEC-T)	64	52	N	W
1/22/14	Vanderbilt	63	52	A	W
3/8/14	Vanderbilt	65	62	H	W
3/7/15	Vanderbilt	77	86	H	L
2/6/16	Vanderbilt	85	78	H	W
2/4/17	Vanderbilt	81	74	A	W



VIRGINIA TECH

Dec. 2 | Oxford | SEC Network+

Location: Blacksburg, Va.
Nickname: Hokies
Conference: ACC
Arena: Cassell Cliseum
Capacity: 9,567
Head Coach: Buzz Williams
Alma Mater/Year: Oklahoma City / 1994
Record at School/Years: 53-38/3
Career Record/Years: 206-134/10

Assistant Coaches: Steve Roccaforte
..... Jamie McNeilly, Christian Webster
2016-17 Record: 22-11
ACC Record/Finish: 10-8/7th
2017 Postseason: NCAA First Round
Starters Returning/Lost: 4/1
Lettermen Returning/Lost: 5/6
Media Relations Contact: Bill Dyer
Office Phone: 540-231-8852
Home/Cell Phone: 540-998-5906
Email: wdyer@vt.edu
Press Row Phone: 540-231-3048
Website: www.hokiesports.com

SERIES: OM LEADS 2-1

In Oxford: VT leads 1-0

In Blacksburg: Tied 1-1

Neutral: OM leads 1-0

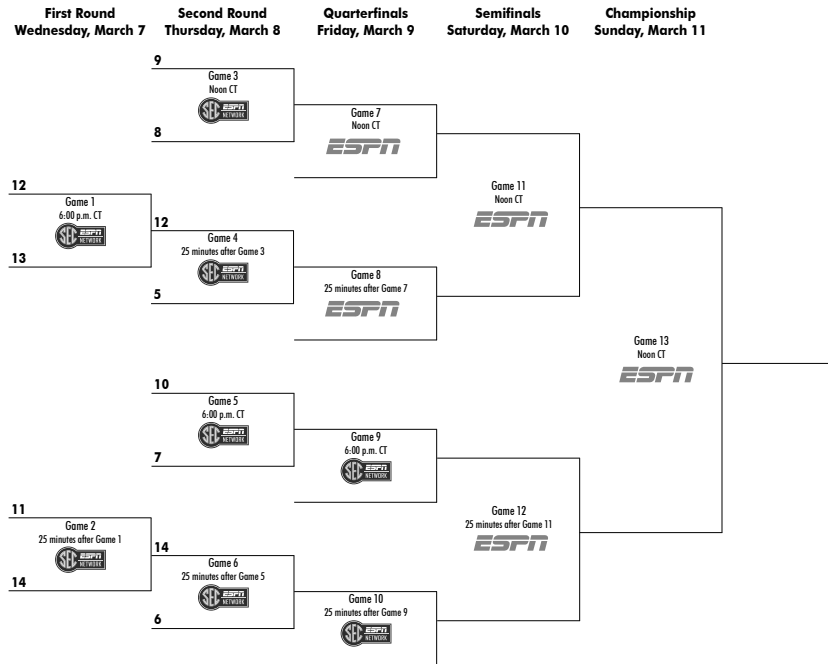
Postseason: Series tied 1-1

OM VT

12/29/79	Virginia Tech	70	60	N	W
3/15/82	Virginia Tech	59	61	H	L
3/26/08	Virginia Tech	81	72	A	W
12/11/16	Virginia Tech	75	80	A	L

SEC TOURNAMENT

2018 SEC MEN'S BASKETBALL TOURNAMENT March 7-11 • Scottrade Arena • St. Louis, Mo.



OLE MISS ALL-TIME SEC TOURNAMENT RESULTS

1933	Atlanta, Ga.	Semifinals	Kentucky 62-Ole Miss 58	2002	Atlanta, Ga.
First Round	Kentucky 49-Ole Miss 31	1983	Birmingham, Ala.	First Round	South Carolina 69-Ole Miss 67
1937	Knoxville, Tenn.	Second Round	Georgia 69-Ole Miss 55	2003	New Orleans, La.
First Round	Alabama 35-Ole Miss 34	1984	Nashville, Tenn.	First Round	Ole Miss 62-South Carolina 56
1938	Baton Rouge, La.	First Round	Vanderbilt 77-Ole Miss 57	Second Round	Mississippi State 73-Ole Miss 64
Second Round	Ole Miss 45-Tennessee 40	1985	Birmingham, Ala.	2004	Atlanta, Ga.
Semifinals	Ole Miss 68-LSU 40	First Round	Auburn 68-Ole Miss 60	First Round	Vanderbilt 70-Ole Miss 50
Finals	Georgia Tech 58-Ole Miss 47	1986	Lexington, Ky.	2005	Atlanta, Ga.
1939	Knoxville, Tenn.	First Round	Ole Miss 73-Tennessee 56	First Round	Ole Miss 53-South Carolina 52
First Round	Ole Miss 42-Georgia Tech 38	Second Round	Kentucky 95-Ole Miss 69	Second Round	Alabama 69-Ole Miss 52
Second Round	Kentucky 49-Ole Miss 30	1987	Atlanta, Ga.	2006	Nashville, Tenn.
1940	Knoxville, Tenn.	Second Round	Georgia 65-Ole Miss 63	First Round	Kentucky 71-Ole Miss 57
Second Round	Georgia 45-Ole Miss 28	1988	Baton Rouge, La.	2007	Atlanta, Ga.
1941	Louisville, Ky.	First Round	Ole Miss 64-Alabama 59 ot	Second Round	Ole Miss 80-LSU 60
First Round	Kentucky 62-Ole Miss 52	Second Round	Kentucky 82-Ole Miss 64	Semifinals	Florida 80-Ole Miss 59
1942	Louisville, Ky.	1989	Knoxville, Tenn.	2008	Atlanta, Ga.
Second Round	Kentucky 59-Ole Miss 32	First Round	Ole Miss 80-Auburn 68	First Round	Georgia 97-Ole Miss 95 ot
1943	Louisville, Ky.	Second Round	Alabama 64-Ole Miss 56	2009	Tampa, Fla.
First Round	Georgia 36-Ole Miss 27	1990	Orlando, Fla.	First Round	Kentucky 71-Ole Miss 58
1945	Louisville, Ky.	Second Round	Ole Miss 87-Tennessee 86	2010	Nashville, Tenn.
First Round	Tennessee 59-Ole Miss 37	Semifinals	Ole Miss 65-Vanderbilt 62	Second Round	Tennessee 76-Ole Miss 65
1946	Louisville, Ky.	Finals	Alabama 70-Ole Miss 51	2011	Atlanta, Ga.
Second Round	LSU 69-Ole Miss 34	1991	Nashville, Tenn.	First Round	Ole Miss 66-South Carolina 55
1947	Louisville, Ky.	First Round	Tennessee 94-Ole Miss 85	Second Round	Kentucky 75-Ole Miss 66
First Round	LSU 61-Ole Miss 36	1992	Birmingham, Ala.	2012	New Orleans, La.
1948	Louisville, Ky.	First Round	Georgia 85-Ole Miss 66	First Round	Ole Miss 68-Auburn 54
Second Round	Tennessee 81-Ole Miss 62	1993	Lexington, Ky.	Second Round	Ole Miss 78-Tennessee 72 (ot)
1949	Louisville, Ky.	First Round	Ole Miss 67-Florida 62	Semifinals	Vanderbilt 65-Ole Miss 53
Second Round	Tennessee 74-Ole Miss 49	Second Round	LSU 89-Ole Miss 70	2013	Nashville, Tenn.
1950	Louisville, Ky.	1994	Memphis, Tenn.	Second Round	Ole Miss 64-Missouri 62
First Round	Georgia 59-Ole Miss 58	First Round	South Carolina 80-Ole Miss 57	Semifinals	Ole Miss 64-Vanderbilt 52
1951	Louisville, Ky.	1995	Atlanta, Ga.	Finals	Ole Miss 66-Florida 63
First Round	Ole Miss 44-Alabama 42	First Round	Florida 63-Ole Miss 59	2014	Atlanta, Ga.
Second Round	LSU 62-Ole Miss 57	1996	New Orleans, La.	First Round	Ole Miss 78-Mississippi State 66
1952	Louisville, Ky.	First Round	Florida 75-Ole Miss 62	Second Round	Georgia 75-Ole Miss 73
Second Round	LSU 75-Ole Miss 60	1997	Memphis, Tenn.	2015	Nashville, Tenn.
1979	Birmingham, Ala.	Second Round	Ole Miss 64-Vanderbilt 62	First Round	South Carolina 60-Ole Miss 58
First Round	Kentucky 82-Ole Miss 77	Semifinals	Kentucky 88-Ole Miss 70	2016	Nashville, Tenn.
1980	Birmingham, Ala.	1998	Atlanta, Ga.	First Round	Alabama 81-Ole Miss 73
Second Round	Ole Miss 76-Tennessee 74	Second Round	Ole Miss 72-Georgia 67	2017	Nashville, Tenn.
Semifinals	Kentucky 70-Ole Miss 67	Semifinals	South Carolina 87-Ole Miss 77	First Round	Ole Miss 86-Missouri 74
1981	Birmingham, Ala.	2000	Atlanta, Ga.	Second Round	Arkansas 73-Ole Miss 72
Second Round	Ole Miss 81-Tennessee 72	First Round	Florida 89-Ole Miss 67		
Semifinals	Ole Miss 71-Vanderbilt 51	2001	Nashville, Tenn.		
Finals	Ole Miss 66, Georgia 62 (SEC Tournament Champion)	Second Round	Ole Miss 86-Tennessee 73		
1982	Lexington, Ky.	Semifinals	Ole Miss 74-Florida 69		
Second Round	Ole Miss 59-LSU 52	Finals	Kentucky 77-Ole Miss 55		

Overall Record: 31-53 (55 Tournaments)



NCAA TOURNAMENT

2018 NCAA DIVISION I MEN'S BASKETBALL CHAMPIONSHIP

NCAA.com

FIRST ROUND
MARCH 15-16

SECOND ROUND
MARCH 17-18

SWEET 16
MARCH 22-23

ELITE 8
MARCH 24-25

NATIONAL SEMIFINALS
MARCH 31

NATIONAL SEMIFINALS
MARCH 31

ELITE 8
MARCH 24-25

SWEET 16
MARCH 22-23

SECOND ROUND
MARCH 17-18

FIRST ROUND
MARCH 15-16

FIRST FOUR

DAYTON
MARCH 19-24




NATIONAL CHAMPIONSHIP
APRIL 2

SEMIFINALS



#MarchMadness

Watch the tournament on TV or online at NCAA.COM/MARCHMADNESS



OLE MISS ALL-TIME POSTSEASON RESULTS

NCAA Tournament (5-8 Record / 8 Appearances)

1981	Kansas (Midwest Region, Wichita, Kan.)	66-69, L
1997	Temple (Midwest Region, Kansas City, Mo.)	40-62, L
1998	Valparaiso (Midwest Region, Oklahoma City, Okla.)	69-70, L
1999	Villanova (Midwest Region, Milwaukee, Wis.)	72-70, W
	Michigan State (Midwest Region, Milwaukee, Wis.)	66-74, L
2001	Iona (Midwest Region, Kansas City, Mo.)	72-70, W
	Notre Dame (Midwest Region, Kansas City, Mo.)	59-56, W
	Arizona (Midwest Region, San Antonio, Texas)	56-66, L
2002	UCLA (West Region, Pittsburgh, Pa.)	58-80, L
2013	Wisconsin (West Region, Kansas City, Mo.)	57-46, W
	La Salle (West Region, Kansas City, Mo.)	74-76, L
2015	BYU (West Region, Dayton, Ohio)	94-90, W
	Xavier (West Region, Jacksonville, Fla.)	57-76, L

National Invitation Tournament (13-11 Record / 10 Appearances)

1980	Grambling (Oxford, Miss.)	76-74, W
	Minnesota (Minneapolis, Minn.)	56-58, L
1982	Clemson (Clemson, S.C.)	53-49, W
	Virginia Tech (Oxford, Miss.)	59-61, L
1983	Alabama State (Oxford, Miss.)	87-75, W
	South Florida (Oxford, Miss.)	65-57, W
	DePaul (Chicago, Ill.)	67-75, L
1987	Southern Mississippi (Hattiesburg, Miss.)	75-93, L
1989	St. John's (Jamaica, N.Y.)	67-70, L
2000	UNC Charlotte (Oxford, Miss.)	62-45, W
	Southwest Missouri State (Oxford, Miss.)	70-48, W
	N.C. State (Raleigh, N.C.)	54-77, L
2007	Appalachian State (Oxford, Miss.)	73-59, W
	Clemson (Clemson, S.C.)	68-89, L
2008	UC Santa Barbara (Oxford, Miss.)	83-68, W
	Nebraska (Oxford, Miss.)	85-75, W (OT)
	Virginia Tech (Blacksburg, Va.)	81-72, W
	Ohio State (New York, N.Y.)	69-81, L
2010	Troy (Oxford, Miss.)	84-65, W
	Memphis (Oxford, Miss.)	90-81, W
	Texas Tech (Oxford, Miss.)	90-87, W (2OT)
	Dayton (New York, N.Y.)	63-68, L
2011	California (Berkeley, Calif.)	74-77, L
2012	Illinois State (Oxford, Miss.)	93-96, L (OT)
2017	Monmouth (West Long Branch, N.J.)	91-83, W
	Syracuse (Syracuse, N.Y.)	85-80, W
	Georgia Tech (Oxford, Miss.)	66-74, L

2017 MGM GRAND MAIN EVENT

For the first time ever, Ole Miss Basketball will head to Las Vegas! The Rebels will compete in the MGM Grand Main Event at T-Mobile Arena, Nov. 20-22.

MGM RESORTS INTERNATIONAL™

MAIN EVENT

UNLV RUNNIN' REBELS

RICE OWLS

NOVEMBER 20 • 7 PM

CHAMPIONSHIP & CONSOLATION GAMES

NOVEMBER 22
7 & 9:30 PM

OleMiss OLE MISS REBELS

UTAH RUNNIN' UTES

NOVEMBER 20 • 9:30 PM

T-Mobile ARENA
LAS VEGAS
ALL TIMES PACIFIC

MGM GRAND MAIN EVENT SCHEDULE

MONDAY, NOV. 20

Game 1: UNLV vs. Rice 7 p.m.
Game 2: Ole Miss vs. Utah 9:30 p.m.

WEDNESDAY, NOV. 22

Game 3: Game 1 loser vs. Game 2 loser (ESPN) 7 p.m.
Game 4: Game 1 winner vs. Game 2 winner (ESPN2) 9:30 p.m.

*All times PT

MGM GRAND MAIN EVENT PARTICIPATING TEAMS

RICE

Location: Houston, Texas
 Nickname: Owls
 Conference: Conference USA
 Arena: Tudor Fieldhouse
 Capacity: 5,208
 Head Coach: Scott Pera
 Alma Mater/Year: Penn State/1989
 Record at School/Years: First Season
 Career Record/Years: First Season
 Assistant Coaches: Chris Kreider
 Mark Linebaugh, Omar Mance
 2016-17 Record: 23-12
 Conference USA Record/Finish: 11-7/5th
 2017 Postseason: CBI 2nd Round
 Starters Returning/Lost: 1/4
 Lettermen Returning/Lost: 8/6
 Media Relations Contact: Tim Andrzejewski
 Office Phone: 713-348-3929
 Home/Cell Phone: 662-312-7663
 Email: tim.andrzejewski@rice.edu
 Press Row Phone: 713-348-5638
 Website: www.RiceOwls.com
 All-Time Series: Rice leads 2-1
 Last Meeting: 1993

UNLV

Location: Las Vegas, Nevada
 Nickname: Runnin' Rebels
 Conference: Mountain West
 Arena: Thomas & Mack Center
 Capacity: 18,000
 Head Coach: Marvin Menzies
 Alma Mater/Year: UCLA/1987
 Record at School/Years: 11-12/1
 Career Record/Years: 209-132/11
 Assistant Coaches: Andre LaFleur
 Rob Jeter, Eric Brown
 2016-17 Record: 11-21
 Mountain West Record/Finish: 4-14/T10th
 2017 Postseason: n/a
 Starters Returning/Lost: 1/4
 Lettermen Returning/Lost: 5/9
 Media Relations Contact: Andy Grossman
 Office Phone: 702-895-3995
 Home/Cell Phone: 702-630-3949
 Email: andy.grossman@unlv.edu
 Press Row Phone: 720-895-4600
 Website: www.unlvrebels.com
 All-Time Series: First Meeting
 Last Meeting: First Meeting

UTAH

Location: Salt Lake City, Utah
 Nickname: Runnin' Utes
 Conference: Pac 12
 Arena: Jon M. Huntsman Center
 Capacity: 15,000
 Head Coach: Larry Krystkowiak
 Alma Mater/Year: Montana/1996
 Record at School/Years: 105-85/6
 Career Record/Years: 157-105/8
 Assistant Coaches: Tommy Connor
 Andy Hill, DeMarlo Slocum
 2016-17 Record: 20-12
 Pac 12 Record/Finish: 11-7/4th
 2017 Postseason: NIT First Round
 Starters Returning/Lost: 2/4
 Lettermen Returning/Lost: 10/4
 Media Relations Contact: Dameron Myers
 Office Phone: 801-587-7298
 Home/Cell Phone: 801-201-4834
 Email: dmyres@huntsman.utah.edu
 Press Row Phone: 801-581-6657
 Website: www.utahutes.com
 All-Time Series: Utah leads 1-0
 Last Meeting: 2008



2016-17 NOTES

OLE MISS IN THE NIT

The Rebels made their 12th overall NIT appearance and sixth under head coach Andy Kennedy. Ole Miss knocked off Monmouth and Syracuse on the road to reach the NIT Quarterfinals.

REBELS CONSISTENTLY UNDERRATED

The Rebels were predicted to finish ninth in the SEC by the media and finished the regular season tied for fifth in the league standings. **Ole Miss has not finished worse than sixth in the league and have finished above their preseason projected finish each of the last six seasons since the league moved away from a divisional format.**

MOST IMPROVED PLAYER IN THE SEC

Terence Davis earned SEC Player of the Week honors after posting two double-doubles in wins over Tennessee and Missouri. Davis averaged 19.0 points, 11.0 rebounds and 4.0 assists in the two victories. He had a then career-high 20 points in the win over the Vols, including 13 in the second half as the Rebels overcame a 13-point deficit, and added 19 points and 11 boards at Mizzou. **Davis increased his scoring 13.1 ppg over his freshman season's average (1.8 ppg to 14.9 ppg), which is the largest jump in scoring for any player in the SEC.**

SAIZ PICKS UP POSTSEASON HONORS

Senior F **Sebastian Saiz** was selected All-SEC first team by the league's coaches. **This was the third straight season a Rebel earned first team All-SEC honors and marked the 16th All-SEC honor under head coach Andy Kennedy,** which is the third-most in the league over the last 11 years behind Florida and Kentucky. Saiz was also named to the USBWA All-District IV team.

OLE MISS AMONG SEC'S BEST

Ole Miss and Kentucky are the only two schools in the league to finish .500 or better in the SEC each of the last six seasons and the only two schools to finish in the top half of the conference standings each of the last six seasons.



Deandre Burnett led Ole Miss in scoring, averaging 16.5 points per game in his first season as a Rebel.

KENNEDY MOVING UP SEC COACHING WINS LIST

Ole Miss head coach **Andy Kennedy moved past former Florida coach Norm Sloan into 18th in SEC history with 234 career victories.** See complete list below:

1. Adolph Rupp (Kentucky) - 875
2. Billy Donovan (Florida) - 467
3. Dale Brown (LSU) - 448
4. C.M. Newtown (UA/VU) - 340
- Harry Rabenhorst (LSU) - 340
6. Kevin Stallings (Vanderbilt) - 332
7. Tubby Smith (UGA/UK) - 308
8. Joe B. Hall (Kentucky) - 297
- Hugh Durham (Georgia) - 297
10. Rick Stansbury (MSU) - 293
11. Ray Mears (Tennessee) - 278
- Roy Skinner (Vanderbilt) - 278
13. Wimp Sanderson (Alabama) - 265
- John Mauer (UK/UT/UF) - 265
15. Hank Crisp (Alabama) - 264
16. Nolan Richardson (Arkansas) - 249
17. John Calipari (Kentucky) - 248
- 18. Andy Kennedy (Ole Miss) - 234**
19. Norm Sloan (Florida) - 232
20. Rick Pitino (Kentucky) - 219
21. Joel Eaves (Auburn) - 214

REBELS SECURE WINNING SEASON

Ole Miss secured its 11th consecutive winning season last year, all under head coach **Andy Kennedy,** and is **one of just two teams in the SEC and 15 programs in the nation to have 11 straight winning seasons.** That list includes Syracuse (47), Kansas (34), Arizona (33), Kentucky (27), Maryland (24), Duke (22), Michigan State (21), Xavier (21), Wisconsin (19), Louisville (16), North Carolina (15), Ohio State (13) and Florida State (12).

SAIZ WINS HOWELL TROPHY

Senior F **Sebastian Saiz** was named the 2017 C Spire Howell Trophy winner, presented by the Mississippi Sports Hall of Fame. The Howell Trophy,

named for Bailey Howell, goes to the most outstanding men's collegiate basketball player in Mississippi. **Ole Miss has won the award each of the last five years,** as Stefan Moody won the trophy each of the last two years, Jarvis Summers took home the award in 2014 and Marshall Henderson earned the honor in 2013.

OLE MISS WINS 20 ... AGAIN

Ole Miss has posted 20 wins for the ninth time in 11 seasons under Andy Kennedy. Ole Miss had seven 20-win campaigns in the 96 seasons prior to Kennedy's arrival in Oxford. **Kennedy is just the fifth coach in SEC history to guide his teams to 20+ wins in at least nine of his first 11 years in the league.** The others: Billy Donovan (Florida), Joe. B. Hall (Kentucky), Nolan Richardson (Arkansas), Tubby Smith (Georgia/Kentucky). Kennedy is also the first coach in Ole Miss history to win 20 games in five-straight seasons.

AK CLIMBS UP THE 11-YEAR LIST

Kennedy is also fourth on the list for most wins by a coach in their first 11 years in the league after taking over an SEC program. See the list below:

1. Bill Donovan (Florida) - 261
2. Joe B. Hall (Kentucky) - 250
3. Wimp Sanderson (Alabama) - 239
- 4. Andy Kennedy (Ole Miss) - 234**
5. Rick Stansbury (Mississippi State) - 231
6. Kevin Stallings (Vanderbilt) - 213
7. Mark Gottfried (Alabama) - 210
8. Don Devoe (Tennessee) - 204
9. Ray Mears (Tennessee) - 201
10. Hugh Durham (Georgia) - 199
11. Dale Brown (LSU) - 194
12. John Brady (LSU) - 192
13. C.M. Newtown (Alabama) - 193
14. Roy Skinner (Vanderbilt) - 188
15. Adolph Rupp (Kentucky) - 185

2016-17 AWARDS/HONORS

Deandre Burnett:

Paradise Jam All-Tournament Team

Terence Davis:

SEC Player of the Week (Jan. 23)

Sebastian Saiz:

Preseason All-SEC 2nd Team (Coaches)

SEC Player of the Week (Nov. 21)

All-SEC 1st Team (Coaches)

All-District 1st Team (USBWA)

C Spire Howell Trophy Winner

SEC Community Service Team

2016-17 NOTES

SAIZ SAYS DOUBLE-DOUBLE

Senior F **Sebastian Saiz** led the league and ranked fifth nationally in rebounding pulling down 11.4 boards a game. He was **the only player in the SEC averaging a double-double in 2016-17. Saiz also led the SEC and ranked third nationally with 23 double-doubles, the third most in the SEC over the last 20 years and an Ole Miss single-season record.**

NCAA Rebounding Leaders

- | | |
|-------------------------------------|-----------------|
| 1. Angel Delgado, Seton Hall | 13.1 RPG |
| 2. Caleb Swanigan, Purdue | 12.5 RPG |
| 2. Steve Taylor Jr., Toledo | 12.2 RPG |
| 4. Rokas Gustys, Hofstra | 12.1 RPG |
| 5. Sebastian Saiz, Ole Miss | 11.4 RPG |
| 6. James Thompson IV, Eastern Mich. | 11.2 RPG |
| 7. Bryce Washington, Louisiana | 11.2 RPG |
| 8. Marquise Moore, George Mason | 10.9 RPG |
| 9. Aubrey Williams, Kennesaw St. | 10.8 RPG |
| 10. Jimmy Hall, Kent St. | 10.6 RPG |

SAIZ JOINS 1,000/900 CLUB

In his final game as a Rebel, senior F **Sebastian Saiz became just the second player in Ole Miss history to eclipse 1,000 points and 1,000 rebounds in his career.** Saiz is the 38th player in Ole Miss history to break 1,000 career points and the **10th under head coach Andy Kennedy.** He would also become the **only player in Rebel history and just the seventh**

player in league history with 1,000 points, 1,000 rebounds and 100 blocked shots joining Ricky Brown (MSU), Leon Douglas (Alabama), Bobby Lee Hurt (Alabama), Lavon Mercer (UGA), Shaquille O'Neal (LSU) and Jarvis Varnado (MSU). **With a school-record 409 rebounds, Saiz also became the first SEC player since O'Neal in 1992 to post 400 rebounds in a season.**

BURNETT MAKES FREEBIES

Junior G **Deandre Burnett made 25 consecutive free throws to start the season and finished just 12 shy of Dave Rhodes' school record.** Burnett was 192 of 218 (.881) from the charity stripe, which ranked fifth in the SEC, and **no player in the nation made more consecutive free throws to start the season.** As a team, **the Rebels ranked second in the league in SEC play making 75.9 percent of its attempts.**

REBELS CLEAN UP ON THE GLASS

The Rebels were second in the SEC pulling down 39.6 rebounds a game and fourth in the league with a +3.2 rebounding margin. **Ole Miss was outrebounded by 10 opponents** and are cleaning up on the offensive glass **pulling down 12.7 offensive rebounds a game, which ranked second in the league.**

BY THE NUMBERS

The Rebels' record is ...

- Overall. 22-14
- SEC Games 10-8
- Streak L1
- Overtime 2-0
- Home Overall (SEC) 13-6 (6-3)
- Road Overall (SEC) 6-6 (4-5)
- Neutral Games (SEC) 3-2 (0-0)
- vs. Ranked Opponents. 0-4

- Day Games 9-2
- Night Games (6 p.m. or later) 15-12
- November Games 5-2
- December Games 4-2
- January Games 4-5
- February Games 5-2
- March Games 4-3

- Monday Games 2-1
- Tuesday Games 5-2
- Wednesday Games 0-4
- Thursday Games 4-1
- Friday Games 2-1
- Saturday Games 8-3
- Sunday Games 1-2

- Red Jerseys 5-3
- Navy Jerseys 1-6
- White Jerseys 14-4
- Grey Jerseys 2-1

Rebels' record when ...

- Leading at the half 12-3
- Tied at the half 1-1
- Behind at the half 9-10
- Scores 90 points or more 6-0
- Scores 80-89 points 12-1
- Scores 70-79 points 3-6
- Scores less than 70 points 1-7
- Out-rebounds opponent 17-8
- Out-rebounded by opponent 4-6
- Ties opponents in rebounds 1-0

- Shoots 50 percent or better 2-1
- Shoots between 40-49 percent 18-5
- Shoots under 40 percent 2-8
- Shoots 30 percent or better from 3-pt. 18-6
- Shoots under 30 percent from 3-pt. 4-8
- Shoots 70 percent or better from FT line 17-10
- Shoots 60-69 percent from FT line 5-2
- Shoots under 60 percent from FT line 0-2
- Opp. shoots 50 percent or better 0-4
- Opp. shoots 40-49 percent 14-8
- Opp. shoots under 40 percent 8-2
- Opp. shoots 30 percent or better from 3-pt. 15-10
- Opp. shoots under 30 percent from 3-pt. 7-4
- Commits 15 turnovers or more 11-6
- Commits less than 15 turnovers 11-8
- Forces 15 turnovers or more 10-5
- Forces less than 15 turnovers 12-9
- Has less (or same) turnovers than opp. 12-6

GAME-BY-GAME STARTING LINEUPS

Opponent	Result	PG	G	G/F	F	F
UT Martin	W, 86-83	Neal	Burnett	Brooks	Furmanavicius	Saiz
UMass	W, 90-88	Neal	Burnett	Brooks	Furmanavicius	Saiz
Oral Roberts	W, 95-88 (OT)	Neal	Burnett	Brooks	Furmanavicius	Saiz
St. Joseph's	W, 81-68	Neal	Burnett	Brooks	Hymon	Saiz
No. 12/18 Creighton	L, 86-77	Neal	Burnett	Brooks	Hymon	Saiz
Montana	W, 86-81	Neal	Burnett	Brooks	Furmanavicius	Saiz
Middle Tennessee	L, 77-62	Neal	Burnett	Brooks	Furmanavicius	Saiz
Memphis	W, 85-77	Tyree	Burnett	Davis	Hymon	Saiz
at Virginia Tech	L, 80-75	Tyree	Burnett	Davis	Hymon	Saiz
Murray State	W, 78-73	Tyree	Burnett	Davis	Hymon	Saiz
Bradley	W, 66-49	Neal	Fitzpatrick-Dorsey	Davis	Hymon	Saiz
South Alabama	W, 92-58	Neal	Fitzpatrick-Dorsey	Davis	Hymon	Saiz
No. 8/8 Kentucky	L, 99-76	Neal	Burnett	Davis	Hymon	Saiz
at No. 24/24 Florida	L, 70-63	Neal	Burnett	Furmanavicius	Hymon	Saiz
at Auburn	W, 88-85	Burnett	Davis	Furmanavicius	Hymon	Saiz
Georgia	L, 69-47	Burnett	Davis	Furmanavicius	Hymon	Saiz
at South Carolina	L, 67-56	Tyree	Davis	Furmanavicius	Hymon	Saiz
Tennessee	W, 80-69	Tyree	Davis	Brooks	Furmanavicius	Saiz
at Missouri	W, 75-71	Tyree	Davis	Furmanavicius	Hymon	Saiz
Texas A&M	L, 80-76	Burnett	Tyree	Davis	Furmanavicius	Saiz
No. 5/5 Baylor	L, 78-75	Tyree	Neal	Davis	Hymon	Saiz
Mississippi State	W, 88-61	Tyree	Burnett	Davis	Hymon	Saiz
at Vanderbilt	W, 81-74	Tyree	Burnett	Davis	Hymon	Saiz
at Tennessee	L, 75-66	Tyree	Burnett	Davis	Hymon	Saiz
Auburn	W, 90-84	Tyree	Burnett	Brooks	Hymon	Saiz
LSU	W, 96-76	Tyree	Burnett	Davis	Hymon	Saiz
at Arkansas	L, 98-80	Tyree	Burnett	Davis	Hymon	Saiz
at Mississippi State	W, 87-82 (OT)	Tyree	Burnett	Davis	Hymon	Saiz
Missouri	W, 80-77	Tyree	Burnett	Davis	Hymon	Saiz
at Alabama	L, 70-55	Tyree	Burnett	Davis	Hymon	Saiz
South Carolina	W, 75-70	Tyree	Davis	Brooks	Hymon	Saiz
vs. Missouri	W, 86-74	Tyree	Davis	Brooks	Furmanavicius	Saiz
vs. Arkansas	L, 73-72	Tyree	Davis	Brooks	Furmanavicius	Saiz
at Monmouth	W, 91-83	Tyree	Burnett	Davis	Furmanavicius	Saiz
at Syracuse	W, 85-80	Tyree	Burnett	Davis	Furmanavicius	Saiz
vs. Georgia Tech	L, 66-74	Tyree	Burnett	Davis	Furmanavicius	Saiz



2016-17 RESULTS

OVERALL: 22-14

SEC: 10-8

Date	Opponent	Score	Attendance	Top Scorer	Top Rebounder
11/11/16	UT MARTIN	W, 86-83	6123	(23) Burnett	(13) Furmanavicius
11/14/16	UMASS	W, 90-88	5291	(22) Saiz	(19) Saiz
11/18/16	vs. Oral Roberts-1	W, 95-88 (OT)	512	(41) Burnett	(11) Hymon
11/20/16	vs. Saint Joseph's-1	W, 81-68		(26) Saiz	(12) Saiz
11/21/16	vs. #12 Creighton-1	L, 77-86	2699	(22) Brooks, Burnett	(14) Saiz
11/24/16	MONTANA	W, 86-81	7358	(21) Burnett	(13) Saiz
11/30/16	MIDDLE TENNESSEE	L, 62-77	6412	(15) Burnett	(9) Saiz
12/3/16	MEMPHIS	W, 85-77	7411	(20) Saiz	(16) Saiz
12/11/16	at Virginia Tech	L, 75-80	7522	(21) Saiz	(12) Davis
12/15/16	MURRAY STATE	W, 78-73	6650	(24) Burnett	(15) Saiz
12/19/16	BRADLEY	W, 66-49	7792	(19) Davis	(13) Saiz
12/22/16	SOUTH ALABAMA	W, 92-58	7260	(23) Saiz	(16) Saiz
12/29/16	#8 KENTUCKY*	L, 76-99	9086	(23) Saiz	(13) Saiz
1/3/17	at #24 Florida*	L, 63-70	10423	(18) Burnett	(13) Saiz
1/7/17	at Auburn*	W, 88-85	9121	(18) Burnett	(10) Saiz
1/11/17	GEORGIA*	L, 47-69	7029	(12) Davis	(5) Hymon, Davis
1/14/17	at South Carolina*	L, 56-67	15202	(12) Neal	(15) Saiz
1/17/17	TENNESSEE*	W, 80-69	6085	(20) Davis	(11) Davis
1/21/17	at Missouri*	W, 75-71	10378	(19) Saiz	(11) Davis
1/25/17	TEXAS A&M*	L, 76-80	7055	(19) Saiz, Davis	(7) Saiz
1/28/17	#5 BAYLOR-2	L, 75-78	9411	(20) Tyree, Saiz	(10) Saiz
1/31/17	MISSISSIPPI STATE*	W, 88-61	8205	(18) Davis	(11) Saiz
2/4/17	at Vanderbilt*	W, 81-74	9287	(17) Davis, Burnett	(16) Saiz
2/8/17	at Tennessee*	L, 66-75	12209	(14) Davis	(15) Saiz
2/11/17	AUBURN*	W, 90-84	8280	(26) Davis	(8) Saiz
2/14/17	LSU*	W, 96-76	7131	(33) Davis	(6) Saiz, Davis
2/18/17	at Arkansas*	L, 80-98	17356	(27) Burnett	(7) Furmanavicius, Hymon
2/21/17	at Mississippi State*	W, 87-82 (OT)	7863	(24) Tyree	(10) Saiz, Davis
2/25/17	MISSOURI*	W, 80-77	7693	(28) Burnett	(8) Hymon
3/1/17	at Alabama*	L, 55-70	10672	(14) Tyree	(9) Saiz
3/4/17	SOUTH CAROLINA*	W, 75-70	7161	(21) Saiz	(15) Saiz
3/9/17	vs. Missouri-3	W, 86-74	13112	(23) Burnett	(16) Saiz
3/10/17	vs. Arkansas-3	L, 72-73	14227	(26) Davis	(17) Saiz
3/14/17	at Monmouth-4	W, 91-83	1672	(23) Saiz	(11) Saiz
3/18/17	at Syracuse-4	W, 85-80	9556	(30) Davis	(12) Saiz
3/21/17	GEORGIA TECH-4	L, 66-74	9091	(19) Saiz	(15) Saiz

* = Conference game

1 = Paradise Jam (U.S. Virgin Islands)

2 = Big 12/SEC Challenge

3 = SEC Tournament (Nashville, Tenn.)

4 = NIT

Record	W	L	Pct.
All Games	22	14	.611
SEC Games	10	8	.556
Overtime Games	2	0	1.000
Home	13	6	.684
Away	6	6	.500
Neutral	3	2	.600
SEC Home Games	6	3	.667
SEC Away Games	4	5	.444

Longest Win Streak - 4

Longest Losing Streak - 2

Attendance	Games	Total	Average
Home	19	140524	7396
Away	12	121261	10105
Neutral	5	30550	6110
TOTAL	36	292335	8120

2016-17 STATISTICS

OVERALL RECORD: 22-14 | HOME: 13-6 | ROAD: 6-6 | NEUTRAL: 3-2

Player	GP-GS	MIN-AVG	— FG —		— 3 PT FG —		— FT —		— REBOUNDS —							PTS-AVG		
			FG-FGA	PCT	FG-FGA	PCT	FT-FTA	PCT	OFF	DEF	TOT	AVG	PF-FO	A	TO		BLK	STL
01 Burnett, Deandre	33-27	990-30.0	139-391	.355	73-194	.376	192-218	.881	15	55	70	2.1	60-0	104	94	6	34	543-16.5
11 Saiz, Sebastian	36-36	1200-33.3	181-386	.469	21-73	.288	160-215	.744	122	287	409	11.4	116-3	36	80	38	36	543-15.1
03 Davis, Terence	36-27	911-25.3	200-415	.482	49-147	.333	86-119	.723	51	139	190	5.3	114-4	63	74	18	50	535-14.9
02 Neal, Cullen	36-12	849-23.6	99-241	.411	63-154	.409	78-89	.876	10	51	61	1.7	72-1	79	55	1	17	339-9.4
04 Tyree, Breein	34-23	651-19.1	85-228	.373	27-87	.310	52-74	.703	9	55	64	1.9	53-0	65	71	0	22	249-7.3
14 Brooks, Rasheed	33-12	737-22.3	74-211	.351	42-123	.341	21-23	.913	22	64	86	2.6	45-0	53	44	6	27	211-6.4
50 Furmanavicius, Justas	36-17	901-25.0	73-153	.477	8-31	.258	71-115	.617	73	107	180	5.0	105-2	38	37	38	26	225-6.3
05 Hymon, Marcanvis	36-24	784-21.8	51-99	.515	0-0	.000	23-57	.404	64	116	180	5.0	105-4	20	40	40	26	125-3.5
00 Fitzpatrick-Dorsey, Donte	22-2	146-6.6	10-27	.370	0-5	.000	11-12	.917	10	14	24	1.1	16-0	9	13	1	5	31-1.4
24 Below, Lane	4-0	6-1.5	1-2	.500	0-0	.000	0-0	.000	0	0	0	0.0	1-0	0	0	0	0	2-0.5
12 Silins, Karlis	8-0	39-4.9	1-3	.333	0-0	.000	2-4	.500	3	2	5-0.6	8	0	0	2	1	1	4-0.5
32 Morris, Nate	7-0	36-5.1	0-5	.000	0-0	.000	0-0	.000	2	5	7	1.0	8-0	0	3	3	0	0-0.0
TEAM									77	70	147	4.1					3	
Total.....	36	7250	914-2161	.423	283-814	.348	696-926	.752	458	965	1423	39.5	703-14	467	516	152	244	2807-78.0
Opponents.....	36	7250	938-2206	.425	321-886	.362	550-785	.701	414	895	1309	36.4	758-	557	501	132	244	2747-76.3

SEC ONLY RECORD: 10-8 | HOME: 6-3 | ROAD: 4-5

Player	GP-GS	MIN-AVG	— FG —		— 3 PT FG —		— FT —		— REBOUNDS —							PTS-AVG		
			FG-FGA	PCT	FG-FGA	PCT	FT-FTA	PCT	OFF	DEF	TOT	AVG	PF-FO	A	TO		BLK	STL
01 Burnett, Deandre	15-14	460-30.7	58-165	.352	27-81	.333	86-98	.878	5	27	32	2.1	32-0	55	43	3	19	229-15.3
03 Davis, Terence	18-16	473-26.3	101-222	.455	22-75	.293	48-64	.750	24	71	95	5.3	62-2	34	34	4	26	272-15.1
11 Saiz, Sebastian	18-18	609-33.8	89-199	.447	13-43	.302	75-104	.721	57	126	183	10.2	61-2	18	49	16	17	266-14.8
04 Tyree, Breein	18-14	398-22.1	57-147	.388	14-48	.292	39-55	.709	6	37	43	2.4	29-0	37	45	0	11	167-9.3
02 Neal, Cullen	18-2	386-21.4	37-98	.378	26-67	.388	31-35	.886	6	24	30	1.7	32-1	27	30	1	7	131-7.3
50 Furmanavicius, Justas	18-7	490-27.2	36-79	.456	5-21	.238	51-73	.699	26	60	86	4.8	57-1	19	20	15	16	128-7.1
14 Brooks, Rasheed	15-3	351-23.4	29-83	.349	20-54	.370	12-13	.923	10	24	34	2.3	23-0	13	16	0	13	90-6.0
05 Hymon, Marcanvis	18-16	396-22.0	26-53	.491	0-0	.000	10-23	.435	29	69	98	5.4	57-3	6	22	13	10	62-3.4
00 Fitzpatrick-Dorsey, Donte	11-0	48-4.4	5-14	.357	0-1	.000	4-4	1.000	3	3	6	0.5	6-0	2	4	0	0	14-1.3
24 Below, Lane	2-0	3-1.5	0-0	.000	0-0	.000	0-0	.000	0	0	0	0.0	0-0	0	0	0	0	0-0.0
32 Morris, Nate	3-0	11-3.7	0-0	.000	0-0	.000	0-0	.000	1	1	2	0.7	1-0	0	0	1	0	0-0.0
TEAM									37	37	74	4.1					0	
Total.....	18	3625	438-1060	.413	127-390	.326	356-469	.759	204	479	683	37.9	360-9	211	263	53	119	1359-75.5
Opponents.....	18	3625	471-1091	.432	148-433	.342	287-415	.692	206	470	676	37.6	385-	267	264	80	126	1377-76.5



GAME-BY-GAME TEAM STATISTICS

OPPONENT	1H-2H-F	FG-FGA	PCT	3P-3PA	PCT	FT-FTA	PCT	OF-DF-TotRb	A	TO	BLK	STL
UT Martin	42-41-83	27-73	37.0	12-33	36.4	17-24	70.8	21-19-40	13	17	1	8
OLE MISS	39-47-86	27-56	48.2	7-19	36.8	25-37	67.6	16-28-44	14	24	10	9
UMass	48-40-88	26-64	40.6	13-33	39.4	23-36	63.9	14-25-39	17	18	5	10
OLE MISS	40-50-90	26-64	40.6	5-15	33.3	33-46	71.7	18-28-46	6	17	4	5
Oral Roberts	34-45-9-88	31-65	47.7	11-19	57.9	15-16	93.8	9-24-33	19	17	1	7
OLE MISS	37-42-16-95	32-69	46.4	12-26	46.2	19-27	70.4	15-25-40	18	16	3	10
St. Joseph's	37-31-68	22-55	45.5	8-22	36.4	10-22	45.5	7-26-33	14	13	0	8
OLE MISS	41-40-81	27-64	42.2	12-28	42.9	15-19	78.9	13-29-42	14	14	4	6
OLE MISS	46-31-77	28-63	44.4	9-27	33.3	12-17	70.6	17-20-37	10	13	5	9
No. 12 Creighton	40-46-86	31-59	52.5	16-26	61.5	8-10	80.0	7-20-27	18	14	4	4
Montana	29-52-81	28-73	38.4	12-33	36.4	13-17	76.5	16-24-40	19	10	3	3
OLE MISS	41-45-86	28-62	45.2	11-26	42.3	19-28	67.9	14-29-43	15	14	8	5
Middle Tennessee	48-29-77	29-60	48.3	9-16	56.3	10-12	83.3	6-23-29	22	7	1	7
OLE MISS	19-43-62	18-45	40.0	7-20	35.0	19-27	70.4	8-27-35	9	16	7	4
Memphis	37-40-77	26-61	42.6	6-19	31.6	19-29	65.5	17-21-38	17	11	5	4
OLE MISS	47-38-85	25-58	43.1	7-17	41.2	28-33	84.8	15-22-37	17	11	7	6
OLE MISS	32-43-75	29-67	43.3	8-27	29.6	9-11	81.8	14-26-40	11	16	4	0
Virginia Tech	33-47-80	26-56	46.4	10-26	38.5	18-30	60.0	10 23 33	18	13	1	5
Murray State	31-42-73	22-61	36.1	7-31	22.6	22-31	71.0	11-31-42	13	12	2	4
OLE MISS	43-35-78	22-62	35.5	7-23	30.4	27-38	71.1	17-32-49	14	11	5	6
Bradley	19-30-49	18-58	31.0	7-17	41.2	6-11	54.5	9-27-36	11	17	2	10
OLE MISS	38-28-66	23-55	41.8	9-28	32.1	11-14	78.6	8-33-41	19	16	10	13
South Alabama	26-32-58	19-66	28.8	5-23	21.7	15-22	68.2	14-21-35	11	12	1	7
OLE MISS	46-46-92	29-59	49.1	8-22	36.4	26-31	83.9	13-37-50	23	13	8	8
No. 8 Kentucky	60-39-99	37-74	50.0	8-18	44.4	17-24	70.8	11-31-42	24	8	7	9
OLE MISS	39-37-76	27-72	37.5	6-22	27.3	16-17	94.1	14-31-45	13	15	6	3
OLE MISS	21-42-63	24-47	51.1	5-19	26.3	10-13	76.9	7-27-34	8	21	3	10
No. 24 Florida	35-35-70	25-60	41.7	9-25	36.0	11-21	52.4	12-16-28	10	10	1	11
OLE MISS	33-55-88	26-53	49.1	12-27	44.4	24-28	85.7	7-19-26	15	17	1	8
Auburn	41-44-85	25-26	44.6	8-23	34.8	27-37	73.0	15-21-36	9	16	1	6
Georgia	30-39-69	21-52	40.4	5-18	27.8	22-25	88.0	9-35-44	12	14	7	7
OLE MISS	18-29-47	14-51	27.5	2-19	10.5	17-32	53.1	9-25-34	4	13	3	4
OLE MISS	20-36-56	17-55	30.9	5-17	29.4	17-23	73.9	11-21-32	8	21	3	9
South Carolina	34-33-67	20-55	36.4	5-20	25.0	22-31	71.0	13-29-42	12	20	3	10
Tennessee	38-31-69	25-71	35.2	6-25	24.0	13-24	54.2	17-25-42	15	12	6	4
OLE MISS	38-42-80	26-54	48.1	1-14	7.1	27-42	64.3	13-37-50	14	17	6	3

GAME-BY-GAME TEAM STATISTICS

OPPONENT	1H-2H-F	FG-FGA	PCT	3P-3PA	PCT	FT-FTA	PCT	OF-DF-TotRb	A	TO	BLK	STL
OLE MISS	39-36-75	24-56	42.9	10-24	41.7	17-23	73.9	9-29-38	11	12	2	4
Missouri	33-38-71	27-61	44.3	11-25	44.0	6-17	35.3	12-26-38	15	14	0	2
Texas A&M	47-33-80	29-57	50.9	7-18	38.9	15-22	68.2	16-23-39	19	15	4	10
OLE MISS	39-37-76	27-55	49.1	11-25	44.0	11-17	64.7	7-16-23	17	13	2	5
No. 5 Baylor	35-43-78	24-49	40.4	11-26	42.3	19-26	73.1	13-24-37	15	17	2	3
OLE MISS	42-33-75	23-57	40.4	7-17	41.1	22-23	95.7	11-16-27	14	8	6	9
Mississippi State	33-28-61	21-53	39.6	7-25	28.0	12-16	75.0	5-25-30	12	19	3	5
OLE MISS	51-37-88	30-68	44.1	6-23	26.1	22-25	88.0	15-28-43	15	8	4	11
OLE MISS	27-54-81	24-58	41.4	9-22	40.9	24-33	72.7	10-31-41	10	8	0	4
Vanderbilt	32-42-74	23-52	44.2	14-39	35.9	14-19	73.7	2-31-33	16	11	3	5
OLE MISS	38-28-66	23-67	34.3	7-22	31.8	13-16	81.3	20-26-46	9	18	2	5
Tennessee	34-41-75	23-56	41.1	4-13	30.8	25-36	69.4	11-26-37	17	12	9	5
Auburn	47-37-84	33-69	47.8	13-30	43.3	5-8	62.5	10-28-38	16	20	8	9
OLE MISS	27-63-90	29-66	43.9	5-20	25.0	27-31	87.1	11-28-39	18	11	1	11
LSU	47-29-76	25-58	43.1	8-20	40.0	18-21	85.7	10-23-33	11	19	1	5
OLE MISS	44-52-96	33-61	54.1	12-27	44.4	18-20	90.0	4-25-29	9	21	11	2
OLE MISS	37-43-80	26-70	37.1	8-27	29.6	20-27	74.1	16-24-40	12	9	4	6
Arkansas	46-52-98	33-66	47.0	12-29	41.4	24-27	88.9	11-31-42	20	10	7	6
OLE MISS	23-44-20-87	24-65	36.9	5-23	21.7	34-44	77.3	16-32-48	10	21	6	8
Mississippi State	25-42-15-82	31-74	41.9	6-24	25.0	14-25	56.0	18-31-49	13	22	7	13
Missouri	26-51-77	28-62	45.2	10-30	33.3	11-14	78.6	12-16-28	17	12	2	6
OLE MISS	29-51-80	31-74	41.9	6-24	25.0	14-25	56.0	18-31-49	10	17	3	5
OLE MISS	25-30-55	19-61	31.1	4-21	19.0	13-19	68.4	13-23-36	5	14	1	6
Alabama	29-41-70	24-51	47.1	6-21	28.6	16-24	66.7	9-31-40	12	18	7	5
South Carolina	31-39-70	23-64	35.9	9-30	30.0	15-24	62.5	13-22-35	17	12	3	8
OLE MISS	42-33-75	24-52	46.2	8-17	47.1	19-30	63.3	9-32-41	11	17	4	3
Missouri	36-38-74	26-61	42.6	12-29	41.4	10-13	76.9	10-22-32	14	9	1	3
OLE MISS	46-40-86	23-55	41.8	9-21	42.9	31-47	66.0	14-26-40	11	7	1	4
OLE MISS	40-32-72	28-74	37.8	8-28	28.6	8-14	57.1	21-28-49	10	13	5	6
Arkansas	40-33-73	23-63	36.5	7-17	41.2	20-23	87.0	12-27-39	13	10	7	8
OLE MISS	39-52-91	32-62	51.6	9-20	45.0	18-22	81.8	13-33-46	16	16	5	6
Monmouth	42-41-83	30-73	41.1	16-38	42.1	7-9	77.8	11-20-31	21	12	3	5
OLE MISS	36-49-85	29-62	46.8	15-32	46.9	12-15	80.0	13-25-38	17	15	1	9
Syracuse	38-42-80	29-65	44.6	8-30	26.7	14-19	73.7	15-21-36	14	13	5	11
Georgia Tech	39-35-74	27-52	51.9	3-15	20.0	17-20	85.0	6-27-33	21	15	8	11
OLE MISS	30-36-66	27-68	39.7	6-28	21.4	6-8	75.0	14-22-36	16	13	3	9



2016-17 REVIEW

2016-17 BOX SCORES



Official Basketball Box Score -- Game Totals -- Final Statistics
UT Martin vs Ole Miss
 11/11/16 6 PM at Oxford, Miss./The Pavilion at Ole Miss



Official Basketball Box Score -- Game Totals -- Final Statistics
UMass vs Ole Miss
 11/14/16 6 PM at Oxford, Miss./The Pavilion at Ole Miss



UT Martin 83 • 0-1

#	Player	Total		3-Ptr		Rebounds			PF	TP	A	TO	Blk	Stl	Min
		FG-FGA	FG-FGA	FG-FGA	FG-FGA	Off	Def	Tot							
04	EDWARDS, Kedar	f	6-15	1-5	0-0	5	2	7	5	13	5	5	0	1	32
10	ROWE, Chandler	f	2-4	1-1	4-5	2	3	5	4	9	2	0	0	3	20
25	MARTINEZ, Javier	f	3-7	0-0	3-6	5	2	7	3	9	0	3	0	0	32
01	BUTLER, Matthew	g	8-18	7-14	2-2	0	2	2	3	25	3	5	0	0	38
02	MOBLEY, Jacobly	g	4-19	3-12	6-7	1	1	2	4	17	1	1	0	1	37
03	BAILEY, Dante	g	0-3	0-1	2-2	0	0	0	2	2	0	0	0	0	10
05	FOFANA, Mike	g	0-0	0-0	0-0	0	0	0	1	0	0	0	0	0	0
12	LEWIS, Fatodd	g	4-6	0-0	0-2	2	3	5	4	8	2	2	1	3	24
13	PUGH, Malik	g	0-0	0-0	0-0	0	1	1	0	0	2	1	0	0	2
21	LONDON, Malik	g	0-0	0-0	0-0	0	0	0	2	0	0	0	0	0	2
22	BEAUFORT, Kahari	g	0-1	0-0	0-0	0	0	0	1	0	0	0	0	0	3
	Team					6	5	11							
Totals			27-73	12-33	17-24	21	19	40	29	83	13	17	1	8	200

FG % 1st Half: 15-30 50.0% 2nd half: 12-43 27.9% Game: 27-73 37.0%
 3FG % 1st Half: 5-13 38.5% 2nd half: 7-20 35.0% Game: 12-33 36.4%
 FT % 1st Half: 7-10 70.0% 2nd half: 10-14 71.4% Game: 17-24 70.8%

Deadball Rebounds 3

Ole Miss 86 • 1-0

#	Player	Total		3-Ptr		Rebounds			PF	TP	A	TO	Blk	Stl	Min
		FG-FGA	FG-FGA	FG-FGA	FG-FGA	Off	Def	Tot							
11	Saiz, Sebastian	f	2-3	1-1	0-0	1	2	3	5	5	0	2	0	1	17
01	Burnett, Deandre	g	5-11	3-6	10-10	0	2	2	3	23	1	4	2	1	32
02	Neal, Cullen	g	2-8	1-5	5-6	0	2	2	3	10	4	2	0	0	29
14	Brooks, Rasheed	g	4-9	2-4	2-2	0	2	2	0	12	3	6	1	2	30
50	Furmanavicius, Justas	g	2-8	0-1	3-9	7	6	13	2	7	3	1	2	4	31
00	Fitzpatrick-Dorsey, D	g	0-0	0-0	2-2	2	0	2	2	2	0	2	0	0	4
03	Davis, Terence	g	9-13	0-2	1-1	2	4	6	4	19	2	3	1	1	25
05	Hymon, Marcanvis	g	3-4	0-0	0-5	3	5	8	4	6	1	4	4	0	29
12	Silins, Karlis	g	0-0	0-0	2-2	0	0	0	1	2	0	0	0	0	3
	Team					1	5	6							
Totals			27-56	7-19	25-37	16	28	44	24	86	14	24	10	9	200

FG % 1st Half: 11-24 45.8% 2nd half: 16-32 50.0% Game: 27-56 48.2%
 3FG % 1st Half: 3-10 30.0% 2nd half: 4-9 44.4% Game: 7-19 36.8%
 FT % 1st Half: 14-20 70.0% 2nd half: 11-17 64.7% Game: 25-37 67.6%

Deadball Rebounds 6,1

Officials: Tony Henderson, Jason Baker, Ken Washington
 Technical fouls: UT Martin-EDWARDS, Kedar. Ole Miss-None.
 Attendance: 6123

Score by periods	1st	2nd	Total
UT Martin	42	41	83
Ole Miss	39	47	86

UMass 88 • 1-1

#	Player	Total		3-Ptr		Rebounds			PF	TP	A	TO	Blk	Stl	Min
		FG-FGA	FG-FGA	FG-FGA	FG-FGA	Off	Def	Tot							
14	COLEMAN, Zach	f	0-1	0-1	0-0	1	2	3	4	0	1	0	1	1	22
45	HOLLOWAY, Rashaan	c	2-7	0-0	0-2	2	4	6	4	4	0	1	0	0	14
00	CLARK, Donte	g	5-9	2-4	1-2	0	3	3	5	13	3	2	0	2	26
02	PIPKINS, Luwane	g	5-14	3-7	5-5	0	1	1	2	18	1	4	0	4	28
03	JARREAU, Dejon	g	6-13	4-9	9-14	0	8	8	2	25	6	3	1	0	26
01	LEWIS, Zach	g	6-14	4-10	4-6	1	0	1	2	20	1	1	2	1	32
05	BALDWIN, Chris	g	1-3	0-0	0-0	2	2	4	2	2	1	0	1	0	15
10	HINES, Malik	g	0-0	0-0	1-2	0	1	1	4	1	0	2	0	1	7
23	ANDERSON, C.J.	g	1-1	0-0	3-5	3	2	5	3	5	4	3	0	1	25
24	FLOWERS, Tyrn	g	0-2	0-2	0-0	1	2	3	1	0	0	2	0	0	5
	Team					4	0	4							
Totals			26-64	13-33	23-36	14	25	39	29	88	17	18	5	10	200

FG % 1st Half: 12-28 42.9% 2nd half: 14-36 38.9% Game: 26-64 40.6%
 3FG % 1st Half: 9-18 50.0% 2nd half: 4-15 26.7% Game: 13-33 39.4%
 FT % 1st Half: 15-23 65.2% 2nd half: 8-13 61.5% Game: 23-36 63.9%

Deadball Rebounds 7

Ole Miss 90 • 2-0

#	Player	Total		3-Ptr		Rebounds			PF	TP	A	TO	Blk	Stl	Min
		FG-FGA	FG-FGA	FG-FGA	FG-FGA	Off	Def	Tot							
11	Saiz, Sebastian	f	4-9	0-1	14-18	8	11	19	3	22	1	2	2	1	37
50	Furmanavicius, Justas	f	1-5	0-0	1-2	2	3	5	3	3	0	1	2	0	27
01	Burnett, Deandre	g	3-15	0-1	6-6	0	2	2	3	12	1	4	0	1	24
02	Neal, Cullen	g	7-15	4-7	3-6	1	0	1	4	21	2	2	0	2	34
14	Brooks, Rasheed	g	5-10	0-3	1-2	2	5	7	3	11	1	4	0	0	30
00	Fitzpatrick-Dorsey, D	g	1-1	0-0	4-4	1	1	2	1	6	1	1	0	1	14
03	Davis, Terence	g	4-8	1-3	4-6	0	2	2	5	13	0	1	0	1	12
04	Tyree, Breein	g	0-0	0-0	0-0	2	2	2	1	0	0	0	0	0	5
05	Hymon, Marcanvis	g	1-1	0-0	0-0	1	1	2	4	2	0	2	0	0	9
12	Silins, Karlis	g	0-0	0-0	0-2	1	0	1	1	0	0	0	0	0	8
	Team					2	1	3							
Totals			26-64	5-15	33-46	18	28	46	28	90	6	17	4	5	200

FG % 1st Half: 11-37 29.7% 2nd half: 15-27 55.6% Game: 26-64 40.6%
 3FG % 1st Half: 3-11 27.3% 2nd half: 2-4 50.0% Game: 5-15 33.3%
 FT % 1st Half: 15-24 62.5% 2nd half: 18-22 81.8% Game: 33-46 71.7%

Deadball Rebounds 8,2

Officials: Karl Hess, Mike Nance, Ron Groover
 Technical fouls: UMass-COLEMAN, Zach. Ole Miss-Davis, Terence.
 Attendance: 5291

Score by periods	1st	2nd	Total
UMass	48	40	88
Ole Miss	40	50	90



Official Basketball Box Score -- Game Totals -- Final Statistics
Oral Roberts vs Ole Miss
 11/18/16 4:00 p.m. AST at St. Thomas, U.S. Virgin Islands



Official Basketball Box Score -- Game Totals -- Final Statistics
Saint Joseph's vs Ole Miss
 11/20/16 7:00 p.m. AST at St. Thomas, U.S. Virgin Islands



Oral Roberts 88 • 1-2

#	Player	Total		3-Ptr		Rebounds			PF	TP	A	TO	Blk	Stl	Min
		FG-FGA	FG-FGA	FG-FGA	FG-FGA	Off	Def	Tot							
23	NZEKWESI, Emmanuel	f	8-13	2-2	2-2	3	11	14	4	20	0	2	0	0	44
44	OWENS, Albert	c	7-12	0-0	8-8	1	2	3	1	22	3	1	0	2	36
01	MARTIN, Kris	c	4-10	4-6	3-4	0	1	1	3	15	3	5	1	1	36
10	BRADLEY, Jalen	g	6-16	0-3	0-0	1	3	4	0	12	6	2	0	0	44
13	ANDERSON, Aaron	g	1-1	1-1	0-0	1	2	3	2	3	1	0	1	0	22
00	YOUNG, Aaron	g	2-7	2-5	2-2	0	1	1	5	8	2	3	0	0	21
03	HARRIS, Jontray	g	2-2	2-2	0-0	0	0	0	2	6	1	1	0	0	7
30	McDANIEL, Dezmond	g	0-0	0-0	0-0	0	0	0	0	0	0	0	0	0	8
52	MILLER, Chris	g	1-4	0-0	0-0	2	2	4	2	2	1	1	0	0	7
	Team					1	2	3							
Totals			31-65	11-19	15-16	9	24	33	19	88	19	17	1	7	225

FG % 1st Half: 13-31 41.9% 2nd half: 16-28 57.1% OT: 2-6 33.3% Game: 31-65 47.7%
 3FG % 1st Half: 6-9 66.7% 2nd half: 4-7 57.1% OT: 1-3 33.3% Game: 11-19 57.9%
 FT % 1st Half: 2-2 100.0% 2nd half: 9-10 90.0% OT: 4-4 100.0% Game: 15-16 93.8%

Deadball Rebounds 1,1

Ole Miss 95 • 3-0

#	Player	Total		3-Ptr		Rebounds			PF	TP	A	TO	Blk	Stl	Min
		FG-FGA	FG-FGA	FG-FGA	FG-FGA	Off	Def	Tot							
11	Saiz, Sebastian	f	5-9	0-1	1-2	2	4	6	4	11	0	2	0	0	39
50	Furmanavicius, Justas	f	0-1	0-0	1-2	2	0	2	3	1	0	1	0	0	12
01	Burnett, Deandre	g	12-19	9-12	8-8	1	3	4	1	41	4	2	0	0	41
02	Neal, Cullen	g	2-6	2-3	2-2	0	4	4	1	8	3	3	0		

2016-17 BOX SCORES



Official Basketball Box Score -- Game Totals -- Final Statistics
Ole Miss vs Creighton
 11/21/16 9:30 p.m.AST at St. Thomas, U.S. Virgin Islands



Official Basketball Box Score -- Game Totals -- Final Statistics
Montana vs Ole Miss
 11/24/16 3 PM at Oxford, Miss./The Pavilion at Ole Miss



Ole Miss 77 • 4-1

#	Player	Total			3-Ptr			Rebounds			PF	TP	A	TO	Bk	Stl	Min
		FG-FGA	FG-FGA	FT-FTA	FG-FGA	FG-FGA	FT-FTA	Off	Def	Tot							
05	Hymon, Marcanvis	f	2-3	0-0	1-3	0	0	0	2	5	0	1	0	1	1	12	
11	Saiz, Sebastian	f	1-4	0-0	2-2	4	10	14	3	4	3	1	2	1	1	35	
01	Burnett, Deandre	g	7-17	3-8	5-6	1	0	1	1	22	3	7	0	1	1	33	
02	Neal, Cullen	g	4-10	2-6	0-0	0	0	0	4	10	0	2	0	0	28		
14	Brooks, Rasheed	g	9-14	4-9	0-0	0	2	2	2	22	1	0	0	2	35		
00	Fitzpatrick-Dorsey, D	g	0-1	0-1	0-0	0	1	1	0	0	0	1	0	0	2		
03	Davis, Terence	g	2-7	0-1	3-3	2	2	4	1	7	1	1	2	2	18		
04	Tyree, Breein	g	0-2	0-1	0-0	0	0	0	1	0	1	0	0	0	4		
12	Silins, Karlis	g	0-1	0-0	0-0	1	1	2	1	0	0	0	0	1	5		
50	Furmanavicius, Justas	g	3-4	0-1	1-3	3	3	6	1	7	1	0	1	1	28		
	Team					6	1	7									
	Totals		28-63	9-27	12-17	17	20	37	16	77	10	13	5	9	200		

FG % 1st Half: 17-36 47.2% 2nd half: 11-27 40.7% Game: 28-63 44.4% Deadball Rebounds 2
 3FG % 1st Half: 7-17 41.2% 2nd half: 2-10 20.0% Game: 9-27 33.3%
 FT % 1st Half: 5-5 100.0 2nd half: 7-12 58.3% Game: 12-17 70.6%

Creighton 86 • 5-0

#	Player	Total			3-Ptr			Rebounds			PF	TP	A	TO	Bk	Stl	Min
		FG-FGA	FG-FGA	FT-FTA	FG-FGA	FG-FGA	FT-FTA	Off	Def	Tot							
10	WATSON, Jr, Maurice	f	4-10	1-2	0-1	1	4	5	2	9	7	4	0	2	38		
13	HUFF, Cole	f	2-6	2-4	2-2	0	1	1	2	8	2	1	0	0	21		
23	PATTON, Justin	c	5-7	0-0	1-2	2	3	5	4	11	2	3	2	0	28		
00	FOSTER, Marcus	g	9-15	5-8	2-2	1	5	6	0	25	3	1	0	0	37		
02	THOMAS, Khyri	g	5-6	3-4	3-3	0	4	4	3	16	3	2	1	0	27		
11	CLEMENT, Tyler	g	0-0	0-0	0-0	0	1	1	0	0	1	1	0	0	2		
15	KRAMPELJ, Martin	g	0-0	0-0	0-0	0	0	0	0	0	1	0	0	0	1+		
21	ZIERDEN, Isaiah	g	1-2	1-2	0-0	0	0	0	0	3	0	0	0	0	6		
32	HEGNER, Toby	g	4-6	4-6	0-0	0	1	1	3	12	0	0	1	1	21		
40	HANSON, Zach	g	1-7	0-0	0-0	2	1	3	1	2	0	1	0	1	10		
	Team					1	0	1									
	Totals		31-59	16-26	8-10	7	20	27	15	86	18	14	4	4	200		

FG % 1st Half: 14-34 41.2% 2nd half: 17-25 68.0% Game: 31-59 52.5% Deadball Rebounds 3.1
 3FG % 1st Half: 7-11 63.6% 2nd half: 9-15 60.0% Game: 16-26 61.5%
 FT % 1st Half: 5-6 83.3% 2nd half: 3-4 75.0% Game: 8-10 80.0%

Officials: Joe Lindsay, Matt Potter, Jerry Heater
 Technical fouls: Ole Miss-None. Creighton-None.
 Attendance: 2699
 2016 U.S. Virgin Islands Paradise Jam Basketball Tournament.
 Presented by Basketball Travelers
 CHAMPIONSHIP GAME

Score by periods	1st	2nd	Total
Ole Miss	46	31	77
Creighton	40	46	86

Montana 81 • 1-5

#	Player	Total			3-Ptr			Rebounds			PF	TP	A	TO	Bk	Stl	Min
		FG-FGA	FG-FGA	FT-FTA	FG-FGA	FG-FGA	FT-FTA	Off	Def	Tot							
20	Fabijan Krslovic	f	3-5	0-0	1-3	4	7	11	3	7	0	2	1	0	32		
31	Jack Lopez	f	6-12	5-8	0-0	1	2	3	4	17	2	1	0	0	31		
05	Walter Wright	g	3-11	2-6	0-0	0	3	3	1	8	4	1	1	0	23		
14	Ahmaad Rorie	g	5-12	3-8	5-6	1	3	4	3	18	4	0	0	1	27		
24	Bobby Moorehead	g	2-7	2-6	2-2	1	2	3	2	8	1	1	1	1	24		
01	Mario Dunn	g	0-7	0-2	0-0	2	2	4	3	0	5	1	0	1	22		
04	Sayed Priddgett	g	7-14	0-1	5-6	3	2	5	4	19	2	2	0	0	25		
33	Jared Samuelson	g	2-3	0-0	0-0	2	1	3	2	4	0	2	0	0	8		
34	Brandon Geller	g	0-2	0-2	0-0	0	1	1	1	0	1	0	0	0	8		
	Team					2	1	3									
	Totals		28-73	12-33	13-17	16	24	40	23	81	19	10	3	3	200		

FG % 1st Half: 11-30 36.7% 2nd half: 17-43 39.5% Game: 28-73 38.4% Deadball Rebounds 4
 3FG % 1st Half: 4-13 30.8% 2nd half: 8-20 40.0% Game: 12-33 36.4%
 FT % 1st Half: 3-5 60.0% 2nd half: 10-12 83.3% Game: 13-17 76.5%

Ole Miss 86 • 5-1

#	Player	Total			3-Ptr			Rebounds			PF	TP	A	TO	Bk	Stl	Min
		FG-FGA	FG-FGA	FT-FTA	FG-FGA	FG-FGA	FT-FTA	Off	Def	Tot							
11	Saiz, Sebastian	f	6-10	1-3	4-7	2	11	13	2	17	0	1	1	1	33		
50	Furmanavicius, Justas	f	1-3	0-1	0-1	1	5	8	1	2	0	1	4	0	17		
01	Burnett, Deandre	g	5-14	2-7	9-11	1	2	3	1	21	1	3	0	0	29		
02	Neal, Cullen	g	6-12	5-8	2-2	0	2	2	3	19	4	3	0	1	32		
14	Brooks, Rasheed	g	0-6	0-2	0-0	0	0	0	0	0	4	0	1	0	19		
00	Fitzpatrick-Dorsey, D	g	1-1	0-0	0-0	1	1	2	2	2	0	1	1	1	9		
03	Davis, Terence	g	6-9	3-4	3-4	2	3	5	3	18	1	2	0	1	24		
04	Tyree, Breein	g	0-1	0-1	0-0	0	0	0	1	0	3	1	0	0	8		
05	Hymon, Marcanvis	g	2-4	0-0	1-3	1	3	4	1	5	0	2	0	1	22		
12	Silins, Karlis	g	1-2	0-0	0-0	0	0	0	3	2	0	1	1	0	7		
	Team					4	2	6									
	Totals		28-62	11-26	19-28	14	29	43	17	86	15	14	8	5	200		

FG % 1st Half: 17-38 44.7% 2nd half: 11-24 45.8% Game: 28-62 45.2% Deadball Rebounds 5
 3FG % 1st Half: 7-16 43.8% 2nd half: 4-10 40.0% Game: 11-26 42.3%
 FT % 1st Half: 0-1 0.0% 2nd half: 19-27 70.4% Game: 19-28 67.9%

Officials: Byron Jarrett, Wil Howard, Kipp Kissinger
 Technical fouls: Montana-Sayed Priddgett. Ole Miss-Fitzpatrick-Dorsey, D.
 Attendance: 7358

Score by periods	1st	2nd	Total
Montana	29	52	81
Ole Miss	41	45	86



Official Basketball Box Score -- Game Totals -- Final Statistics
Middle Tennessee vs Ole Miss
 11/30/16 3 PM at Oxford, Miss./The Pavilion at Ole Miss



Official Basketball Box Score -- Game Totals -- Final Statistics
Memphis vs Ole Miss
 12/03/16 12 PM at Oxford, Miss./The Pavilion at Ole Miss



Middle Tennessee 77 • 7-1

#	Player	Total			3-Ptr			Rebounds			PF	TP	A	TO	Bk	Stl	Min
		FG-FGA	FG-FGA	FT-FTA	FG-FGA	FG-FGA	FT-FTA	Off	Def	Tot							
22	WILLIAMS, JaCorey	f	4-9	0-0	2-3	0	4	4	2	10	2	0	0	1	28		
00	UPSHAW, Reggie	f	6-10	2-3	1-2	3	7	10	3	15	8	2	0	2	36		
00	DIXON, Tyrik	g	1-6	0-1	3-3	0	1	1	1	5	0	0	0	0	8		
11	SIMPSON, Edward	g	3-7	1-4	0-0	0	1	1	2	7	5	0	0	1	39		
20	POTTS, Giddy	g	7-9	4-6	2-2	0	2	2	3	20	4	1	1	0	35		
04	JOHNSON, Antwain	g	1-3	0-0	0-0	0	0	0	2	2	1	1	0	0	8		
02	HABERSHAM, Xavier	g	3-4	2-2	0-0	0	3	3	4	8	1	2	0	1	23		
25	GAMBLE, Karl	g	1-4	0-0	0-0	0	2	2	2	2	0	0	0	0	9		
45	FOOTE, Aldonis	g	3-8	0-0	2-2	1	2	3	2	8	1	1	0	2	14		
	Team					2	1	3									
	Totals		29-60	9-16	10-12	6	23	29	21	77	22	7	1	7	200		

FG % 1st Half: 19-33 57.6% 2nd half: 10-27 37.0% Game: 29-60 48.3% Deadball Rebounds 0
 3FG % 1st Half: 9-11 81.8% 2nd half: 0-5 0.0% Game: 9-16 56.3%
 FT % 1st Half: 1-2 50.0% 2nd half: 9-10 90.0% Game: 10-12 83.3%

Ole Miss 62 • 5-2

#	Player	Total			3-Ptr			Rebounds			PF	TP	A	TO	Bk	Stl	Min
		FG-FGA	FG-FGA	FT-FTA	FG-FGA	FG-FGA	FT-FTA	Off	Def	Tot							
11	Saiz, Sebastian	f	3-5	1-2	1-4	2	7	9	2	8	1	1	1	0	34		
50	Furmanavicius, Justas	f	0-3	0-0	1-2	3	1	4	3	1	0	0	3	0	23		
01	Burnett, Deandre	g	2-10	1-5	10-10	0	2	2	1	15	2	5	0	0	33		
02	Neal, Cullen	g	4-9	2-5	3-4	0	3	3	3	13	1	3	0	1	25		
14	Brooks, Rasheed	g	1-2	1-1	0-0	1	0	1	0	3	1	2	0	0	11		
00	Fitzpatrick-Dorsey, D	g	0-2	0-0	0-0												



2016-17 REVIEW

2016-17 BOX SCORES



Official Basketball Box Score -- Game Totals -- Final Statistics
Ole Miss vs Virginia Tech
12/11/16 12:00 PM at Cassell Coliseum, Blacksburg, Va.



Ole Miss 75 • 6-3

#	Player	Total			Rebounds			PF	TP	A	TO	Blk	Stl	Min
		FG-FGA	FG-FGA	FT-FTA	Off	Def	Tot							
01	Burnett,Deandre	2-9	0-5	3-4	0	1	1	2	7	2	4	0	0	25
03	Davis,Terence	6-13	3-6	3-3	3	9	12	3	18	0	3	1	0	27
04	Tyree,Breein	0-4	0-0	0-0	0	0	0	2	0	3	0	0	0	17
05	Hymon,Marcanvis	1-3	0-0	0-0	2	3	5	4	2	1	1	1	0	22
11	Saiz,Sebastian	9-13	0-0	3-4	3	6	9	3	21	0	1	2	0	38
00	Fitzpatrick-Dorsey,D	0-0	0-0	0-0	0	0	0	0	0	0	0	0	0	3
02	Neal,Cullen	5-10	2-6	0-0	2	2	4	3	12	3	3	0	1	23
14	Brooks,Rasheed	3-10	3-7	0-0	0	4	4	2	9	2	1	0	0	25
32	Morris,Nate	0-0	0-0	0-0	0	0	0	0	0	0	1	0	0	2
50	Furmanavicius,Justas	3-5	0-1	0-0	2	1	3	3	6	0	2	0	0	18
	Team				2	0	2							
	Totals	29-67	8-27	9-11	14	26	40	22	75	11	16	4	1	200

FG % 1st Half: 14-36 38.9% 2nd half: 15-31 48.4% Game: 29-67 43.3% Deadball Rebounds 2
 3FG % 1st Half: 3-16 18.8% 2nd half: 5-11 45.5% Game: 8-27 29.6%
 FT % 1st Half: 1-2 50.0% 2nd half: 8-9 88.9% Game: 9-11 81.8%

Virginia Tech 80 • 8-1

#	Player	Total			Rebounds			PF	TP	A	TO	Blk	Stl	Min
		FG-FGA	FG-FGA	FT-FTA	Off	Def	Tot							
02	Khadim Sy	3-3	0-0	0-0	1	0	1	2	6	0	2	1	0	10
05	Justin Robinson	1-6	1-4	3-4	1	1	2	3	6	6	2	0	0	35
10	Justin Bibbs	3-8	3-7	0-0	0	2	2	4	9	1	1	0	0	26
13	Ahmed Hill	5-10	3-6	7-10	3	6	9	0	20	3	1	0	1	34
15	Chris Clarke	4-6	1-1	3-6	1	4	5	2	12	5	2	0	3	33
04	Seth Allen	4-8	0-2	1-2	0	2	2	1	9	3	3	0	1	30
32	Zach LeDay	5-13	1-4	4-8	3	4	7	3	15	0	2	0	0	30
42	Ty Outlaw	1-2	1-2	0-0	0	1	1	0	3	0	0	0	0	2
	Team				1	3	4							
	Totals	26-56	10-26	18-30	10	23	33	15	80	18	13	1	5	200

FG % 1st Half: 12-30 40.0% 2nd half: 14-26 53.8% Game: 26-56 46.4% Deadball Rebounds 6,1
 3FG % 1st Half: 5-16 31.3% 2nd half: 5-10 50.0% Game: 10-26 38.5%
 FT % 1st Half: 4-11 36.4% 2nd half: 14-19 73.7% Game: 18-30 60.0%

Officials: Roger Ayers, Ron Groover, Chuck Jones
 Technical fouls: Ole Miss-None. Virginia Tech-None.
 Attendance: 7522

Score by periods	1st	2nd	Total
Ole Miss	32	43	75
Virginia Tech	33	47	80



Official Basketball Box Score -- Game Totals -- Final Statistics
Bradley vs Ole Miss
12/19/16 8 PM at Oxford, Miss./The Pavilion at Ole Miss



Bradley 49 • 5-7

#	Player	Total			Rebounds			PF	TP	A	TO	Blk	Stl	Min
		FG-FGA	FG-FGA	FT-FTA	Off	Def	Tot							
01	Thomas, Donte	2-7	0-0	0-0	2	5	7	0	4	3	1	0	0	26
30	Barker, Callum	0-4	0-0	0-0	0	1	1	0	0	0	0	0	0	13
03	Pittman, Antoine	1-5	0-1	1-2	1	1	2	2	3	0	3	0	1	13
05	Brown, Darrell	5-12	3-4	1-3	0	3	3	4	14	2	4	0	1	28
12	Lautier-Ogunleye, D.	3-6	0-0	0-0	0	0	0	2	6	1	1	0	2	18
23	Bar, Koch	1-5	0-0	0-0	1	4	5	0	2	1	1	1	1	21
13	van Bree, Luuk	1-4	1-3	0-0	1	2	3	2	3	0	3	0	1	14
24	McGlaston, JoJo	3-7	3-4	0-0	1	4	5	3	9	1	0	1	2	26
25	Kennell, Nate	1-4	0-3	2-2	0	3	3	0	4	2	0	0	2	12
34	Foster, Alex	1-2	0-0	0-2	0	0	0	1	2	0	0	0	0	6
35	Hodgson, Jayden	0-2	0-2	2-2	0	1	1	0	2	1	3	0	0	23
	Team				3	3	6							
	Totals	18-58	7-17	6-11	9	27	36	14	49	11	17	2	10	200

FG % 1st Half: 7-28 25.0% 2nd half: 11-30 36.7% Game: 18-58 31.0% Deadball Rebounds 2
 3FG % 1st Half: 3-8 37.5% 2nd half: 4-9 44.4% Game: 7-17 41.2%
 FT % 1st Half: 2-2 100.0 2nd half: 4-9 44.4% Game: 6-11 54.5%

Officials: Doug Shows, Lee Cassell, Tim Gattis
 Technical fouls: Bradley-None. Ole Miss-None.
 Attendance: 7792

Score by periods	1st	2nd	Total
Bradley	19	30	49
Ole Miss	38	28	66

Ole Miss 66 • 8-3

#	Player	Total			Rebounds			PF	TP	A	TO	Blk	Stl	Min
		FG-FGA	FG-FGA	FT-FTA	Off	Def	Tot							
05	Hymon,Marcanvis	1-3	0-0	0-0	2	3	5	1	2	1	1	3	2	24
11	Saiz,Sebastian	4-8	0-1	2-2	1	12	13	1	10	0	1	6	4	26
00	Fitzpatrick-Dorsey,D	1-3	0-1	1-2	0	1	1	2	3	1	0	0	1	17
02	Neal,Cullen	3-8	2-1	4-5	0	2	2	0	12	5	1	0	1	27
03	Davis,Terence	8-13	3-6	0-0	1	5	6	4	19	1	3	1	1	21
01	Burnett,Deandre	1-7	1-5	2-2	2	0	2	0	5	5	1	0	1	21
04	Tyree,Breein	0-2	0-2	2-2	0	1	1	2	2	3	5	0	0	13
14	Brooks,Rasheed	3-7	3-7	0-0	0	5	5	1	9	1	3	1	2	21
32	Morris,Nate	0-2	0-0	0-0	1	1	2	0	0	0	0	1	0	8
50	Furmanavicius,Justas	2-2	0-0	0-1	1	1	2	2	4	2	1	1	1	22
	Team				0	2	2							
	Totals	23-55	9-28	11-14	8	33	41	13	66	19	16	13	13	200

FG % 1st Half: 15-30 50.0% 2nd half: 8-25 32.0% Game: 23-55 41.8% Deadball Rebounds 0,1
 3FG % 1st Half: 6-18 33.3% 2nd half: 3-10 30.0% Game: 9-28 32.1%
 FT % 1st Half: 2-3 66.7% 2nd half: 9-11 81.8% Game: 11-14 78.6%

Officials: Mike Nance, Wil Howard, John Hampton
 Technical fouls: South Alabama-None. Ole Miss-None.
 Attendance: 7260

Score by periods	1st	2nd	Total
South Alabama	26	32	58
Ole Miss	46	46	92



Official Basketball Box Score -- Game Totals -- Final Statistics
Murray State vs Ole Miss
12/15/16 7 PM at Oxford, Miss./The Pavilion at Ole Miss



Murray State 73 • 5-6

#	Player	Total			Rebounds			PF	TP	A	TO	Blk	Stl	Min
		FG-FGA	FG-FGA	FT-FTA	Off	Def	Tot							
04	SANCHIOUS, Brion	0-1	0-0	2-2	0	2	2	4	2	0	0	0	0	21
02	STARK, Jonathan	4-14	2-9	2-2	0	0	0	4	12	3	1	0	1	33
11	CROAKER, Damarcus	5-14	0-4	3-4	1	7	8	2	13	4	1	1	1	33
12	MCGHEE, Gee	1-5	0-3	2-2	1	2	3	2	4	0	2	0	1	28
32	JONES, Bryce	1-6	0-4	4-6	0	7	7	2	6	3	1	0	1	33
00	MILLER, Terrell	8-12	4-6	7-9	3	7	10	4	27	2	3	0	0	25
01	GRACE, Jerami	1-3	1-3	0-0	1	2	3	2	3	1	0	0	0	7
22	THOMAS, Gilbert	0-2	0-1	0-2	1	1	2	0	2	0	2	0	0	3
23	TAYLOR, Jachai	0-1	0-1	0-0	0	0	0	1	0	0	1	0	0	2
40	DUPREE, Jalen	2-3	0-0	2-4	1	2	3	5	6	0	1	1	1	15
	Team				3	1	4							
	Totals	22-61	7-31	22-31	11	31	42	28	73	13	12	2	4	200

FG % 1st Half: 10-28 35.7% 2nd half: 12-33 36.4% Game: 22-61 36.1% Deadball Rebounds 3
 3FG % 1st Half: 2-15 13.3% 2nd half: 5-16 31.3% Game: 7-31 22.6%
 FT % 1st Half: 9-14 64.3% 2nd half: 13-17 76.5% Game: 22-31 71.0%

Ole Miss 78 • 7-3

#	Player	Total			Rebounds			PF	TP	A	TO	Blk	Stl	Min
		FG-FGA	FG-FGA	FT-FTA	Off	Def	Tot							
05	Hymon,Marcanvis	0-2	0-0	2-6	1	1	2	3	2	0	0	1	0	17
11	Saiz,Sebastian	4-12	0-2	7-9	4	11	15	3	15	2	1	0	1	34
01	Burnett,Deandre	4-10	2-5	14-16	0	3	3	2	24	3	5	0	2	31
03	Davis,Terence	6-14	2-6	2-5	2	8	10	4	16	0	1	1	2	32
04	Tyree,Breein	1-2	0-0	0-0	0	0	0	2	0	0	0	0	1	12
02	Neal,Cullen	3-10	2-5	0-0	0	1	1	4	8	6	0	0	0	28
14	Brooks,Rasheed	1-5	0-3	0-0	0	4	1	1	2	1	1	0	0	18
32	Morris,Nate	0-1	0-0	0-0	0	1	1	3	0	0	1	1	0	5
50	Furmanavicius,Justas	3-6	1-2	2-2	4	1	5	9	2	2	2	0	0	23
	Team				6	2	8							
	Totals	22-62	7-23	27-38	17	32	49	27	78	14	11	5	6	200

FG % 1st Half: 12-34 35.3% 2nd half: 10-28 35.7% Game: 22-62 35.5% Deadball Rebounds 3,2
 3FG % 1st Half: 4-11 36.4% 2nd half: 7-23 30.4% Game: 7-23 30.4%
 FT % 1st Half: 14-20 70.0% 2nd half: 13-18 72.2% Game: 27-38 71.1%

Officials: Karl Hess, James Breeding, Glenn Tuitt
 Technical fouls: Murray State-None. Ole Miss-None.
 Attendance: 6650

Score by periods	1st	2nd	Total
Murray State	31	42	73
Ole Miss	43	35	78



Official Basketball Box Score -- Game Totals -- Final Statistics
South Alabama vs Ole Miss
12/22/16 8 PM at Oxford, Miss./The Pavilion at Ole Miss



South Alabama 58 • 7-6

#	Player	Total			Rebounds			PF	TP	A	TO	Blk	Stl	Min
		FG-FGA	FG-FGA	FT-FTA	Off	Def	Tot							
10	Boyanov, Georgi	4-11	0-3	2-2	2	0	2	1	10	2	3	0	2	26
25	Muepokelly, Don	2-8	0-0	3-3	5	5	10	3	7	0	1	1	1	22
00	Calhoun, Shaq	2-9	1-4	0-0	0	2	2	3	5	1	4	0	1	25
01	Williams, Ken	0-8	0-4	1-2	0	0	0	2	1	0	0	0	1	16
05	Lee, Dederick	1-2	0-1	1-2	0	1	1	2						

2016-17 BOX SCORES



Official Basketball Box Score -- Game Totals -- Final Statistics
Kentucky vs Ole Miss
 12/29/16 7 PM at Oxford, Miss./The Pavilion at Ole Miss



Kentucky 99 • 11-2 1-0 SEC

##	Player	Total			3-Ptr			Rebounds			PF	TP	A	TO	Blk	Stl	Min
		FG-FGA	FG-FGA	FT-FTA	FG-FGA	FG-FGA	FT-FTA	Off	Def	Tot							
03	Adebayo, Edrice	f	12-19	0-0	1-4	1	3	4	1	25	1	1	3	0	34		
32	Gabriel, Wenyen	f	1-2	0-0	0-0	1	2	3	3	2	2	0	2	1	14		
00	Fox, De'Aaron	g	3-10	0-2	1-3	0	5	5	2	7	7	1	0	3	23		
05	Monk, Malik	g	11-16	5-7	7-8	2	4	6	2	34	1	1	0	3	35		
13	Briscoe, Isaiah	g	6-14	1-1	6-6	3	7	10	2	19	11	2	0	1	36		
01	Killeya-Jones, Sacha	g	0-0	0-0	0-0	0	0	0	0	0	0	0	0	0	0+		
11	Mulder, Mychal	g	1-3	1-3	0-0	0	0	0	1	3	0	0	0	1	13		
14	Wynyard, Tai	g	0-0	0-0	0-0	0	0	0	1	0	0	0	0	0	2		
15	Humphries, Isaac	g	0-0	0-0	2-2	0	3	3	0	2	0	1	1	0	4		
20	Calipari, Brad	g	0-0	0-0	0-0	0	0	0	0	0	0	0	0	0	1		
25	Hawkins, Dominique	g	0-3	0-1	0-0	0	0	0	3	0	1	0	0	0	14		
35	Willis, Derek	g	3-7	1-4	0-1	2	7	9	2	7	1	1	2	0	24		
	Team					2	0	2									
	Totals		37-74	8-35	17-24	11	31	42	17	99	24	8	8	9	200		

FG % 1st Half: 24-39 61.5% 2nd half: 13-31 41.9% Game: 37-74 50.0%
 3FG % 1st Half: 5-8 62.5% 2nd half: 3-10 30.0% Game: 8-18 44.4%
 FT % 1st Half: 7-10 70.0% 2nd half: 10-14 71.4% Game: 17-24 70.8%

Ole Miss 76 • 9-4 0-1 SEC

##	Player	Total			3-Ptr			Rebounds			PF	TP	A	TO	Blk	Stl	Min
		FG-FGA	FG-FGA	FT-FTA	FG-FGA	FG-FGA	FT-FTA	Off	Def	Tot							
05	Hymon, Marcanvis	f	0-1	0-0	0-0	1	3	4	4	0	0	1	2	0	12		
11	Saiz, Sebastian	f	7-17	3-7	6-6	3	10	13	4	23	2	6	0	0	36		
01	Burnett, Deandre	g	7-15	0-3	5-6	0	2	2	2	19	6	3	0	0	31		
02	Neal, Cullen	g	0-1	0-1	0-0	0	3	3	3	0	1	4	0	0	17		
03	Davis, Terence	g	3-13	1-4	0-0	3	2	5	4	7	1	0	1	0	20		
00	Fitzpatrick-Dorsey, D	g	0-1	0-0	0-0	0	0	0	0	0	0	0	0	0	5		
04	Tyree, Breein	g	2-3	0-1	0-0	0	4	4	3	4	3	1	0	0	20		
14	Brooks, Rasheed	g	4-16	2-6	5-5	2	1	3	0	15	0	0	0	3	27		
32	Morris, Nate	g	0-0	0-0	0-0	0	0	0	0	0	0	0	0	0	4		
50	Furmanavicius, Justas	g	4-5	0-0	0-0	3	3	6	3	8	0	0	3	0	28		
	Team					2	3	5									
	Totals		27-72	6-22	16-17	14	31	45	23	76	13	15	6	3	200		

FG % 1st Half: 14-41 34.1% 2nd half: 13-31 41.9% Game: 27-72 37.5%
 3FG % 1st Half: 2-10 20.0% 2nd half: 4-12 33.3% Game: 6-22 27.3%
 FT % 1st Half: 9-9 100.0 2nd half: 7-8 87.5% Game: 16-17 94.1%

Officials: Joe Lindsay, Tony Henderson, Ted Valentine
 Technical fouls: Kentucky-None, Ole Miss-None.
 Attendance: 9086

Score by periods	1st	2nd	Total
Kentucky	60	39	99
Ole Miss	39	37	76



Official Basketball Box Score -- Game Totals -- Final Statistics
Ole Miss vs Florida
 1/3/17 7 p.m. at Exactech Arena - Gainesville, Fla.



Ole Miss 63 • 9-5, 0-2 SEC

##	Player	Total			3-Ptr			Rebounds			PF	TP	A	TO	Blk	Stl	Min
		FG-FGA	FG-FGA	FT-FTA	FG-FGA	FG-FGA	FT-FTA	Off	Def	Tot							
05	Hymon, Marcanvis	f	2-2	0-0	0-0	1	4	5	5	4	1	4	1	1	19		
11	Saiz, Sebastian	f	7-12	1-3	0-0	2	11	13	2	15	1	1	2	1	39		
50	Furmanavicius, Justas	f	2-4	0-1	3-3	2	3	5	5	7	1	1	0	3	27		
01	Burnett, Deandre	g	6-12	2-5	4-4	0	1	1	2	18	3	5	0	1	32		
02	Neal, Cullen	g	2-7	0-4	0-0	0	2	2	0	4	2	4	0	1	23		
00	Fitzpatrick-Dorsey, D	g	0-0	0-0	0-0	1	0	1	3	0	0	0	0	0	3		
03	Davis, Terence	g	2-5	0-2	1-2	0	2	2	2	5	0	1	0	1	22		
04	Tyree, Breein	g	2-3	1-2	2-4	0	0	0	0	7	0	2	0	1	11		
14	Brooks, Rasheed	g	1-2	1-2	0-0	0	0	0	1	3	0	3	0	1	23		
32	Morris, Nate	g	0-0	0-0	0-0	0	0	0	0	0	0	0	0	0	1		
	Team					1	4	5									
	Totals		24-47	5-19	10-13	7	27	34	20	63	8	21	3	10	200		

FG % 1st Half: 8-20 40.0% 2nd half: 16-27 59.3% Game: 24-47 51.1%
 3FG % 1st Half: 0-6 0.0% 2nd half: 5-13 38.5% Game: 5-19 26.3%
 FT % 1st Half: 5-6 83.3% 2nd half: 5-7 71.4% Game: 10-13 76.9%

Florida 70 • 11-3, 2-0 SEC

##	Player	Total			3-Ptr			Rebounds			PF	TP	A	TO	Blk	Stl	Min
		FG-FGA	FG-FGA	FT-FTA	FG-FGA	FG-FGA	FT-FTA	Off	Def	Tot							
01	Robinson, Devin	f	3-8	1-3	4-4	0	0	0	4	11	0	0	0	1	30		
23	Leon, Justin	f	2-8	1-5	0-0	0	1	1	2	5	0	0	0	0	18		
13	Hayes, Kevarrius	c	1-2	0-0	2-4	3	2	5	4	0	0	0	1	1	17		
00	Hill, Kasey	g	4-9	0-1	0-4	1	4	5	8	5	5	0	6	31			
05	Allen, KeVaughn	g	4-9	4-7	2-2	2	3	5	1	14	1	1	0	2	31		
00	Chiozza, Chris	g	0-3	0-2	1-3	0	2	2	2	1	3	1	0	0	21		
15	Egbunua, John	g	3-6	0-0	1-2	3	2	5	0	7	0	2	0	0	23		
24	Barry, Canyon	g	8-14	3-6	1-2	2	2	2	3	20	0	1	0	1	22		
25	Stone, Keith	g	0-1	0-1	0-0	1	0	1	1	0	1	0	0	0	7		
	Team					0	2	2									
	Totals		25-60	9-25	11-21	12	16	28	15	70	10	10	1	11	200		

FG % 1st Half: 13-34 38.2% 2nd half: 12-26 46.2% Game: 25-60 41.7%
 3FG % 1st Half: 6-16 37.5% 2nd half: 3-9 33.3% Game: 9-25 36.0%
 FT % 1st Half: 3-4 75.0% 2nd half: 8-17 47.1% Game: 11-21 52.4%

Officials: Doug Shows, James Breeding, Brent Hampton
 Technical fouls: Ole Miss-None, Florida-None.
 Attendance: 10423

Ole Miss #05 Hymon at 3:21 Second Half
 Ole Miss #50 Furmanavicius at 3:36

Score by periods	1st	2nd	Total
Ole Miss	21	42	63
Florida	35	35	70



Official Basketball Box Score -- Game Totals -- Final Statistics
Ole Miss vs Auburn
 01/07/17 5:00 p.m. at Auburn Arena -- Auburn, Ala.



Ole Miss 88 • 10-5, 1-2

##	Player	Total			3-Ptr			Rebounds			PF	TP	A	TO	Blk	Stl	Min
		FG-FGA	FG-FGA	FT-FTA	FG-FGA	FG-FGA	FT-FTA	Off	Def	Tot							
05	Hymon, Marcanvis	f	2-3	0-0	0-0	0	3	3	4	4	0	1	0	0	17		
11	Saiz, Sebastian	f	3-6	1-2	7-7	4	6	10	5	14	1	3	0	0	38		
50	Furmanavicius, Justas	f	3-7	1-3	4-5	1	4	5	4	11	2	2	1	1	36		
01	Burnett, Deandre	g	3-10	2-6	10-12	1	1	2	4	18	8	6	0	3	38		
02	Davis, Terence	g	6-10	3-6	1-2	0	2	2	4	16	2	3	0	3	19		
03	Neal, Cullen	g	4-7	3-6	2-2	0	1	1	1	13	1	2	0	1	22		
04	Tyree, Breein	g	1-4	0-1	0-0	0	0	0	0	2	0	0	0	0	5		
14	Brooks, Rasheed	g	4-6	2-3	0-0	0	1	1	4	10	1	0	0	0	25		
	Team					1	1	2									
	Totals		26-53	12-27	24-28	7	19	26	26	88	15	17	1	8	200		

FG % 1st Half: 12-28 42.9% 2nd half: 14-25 56.0% Game: 26-53 49.1%
 3FG % 1st Half: 4-12 33.3% 2nd half: 8-15 53.3% Game: 12-27 44.4%
 FT % 1st Half: 5-5 100.0 2nd half: 19-23 82.6% Game: 24-28 85.7%

Auburn 85 • 10-5, 0-3

##	Player	Total			3-Ptr			Rebounds			PF	TP	A	TO	Blk	Stl	Min
		FG-FGA	FG-FGA	FT-FTA	FG-FGA	FG-FGA	FT-FTA	Off	Def	Tot							
03	Purifoy, Danjel	f	2-5	2-4	0-0	0	3	3	0	6	0	1	0	2	10		
50	Wiley, Austin	c	3-4	0-0	1-4	3	6	9	2	7	0	2	0	0	16		
01	Harper, Jared	g	4-9	2-6	14-17	0	1	1	5	24	2	3	0	1	21		
05	Heron, Mustapha	g	6-12	3-5	5-5	2	2	4	2	20	1	1	0	2	33		
23	Lang, TJ	g	0-5	0-4	3-4	1	1	2	1	3	0	0	0	0	28		
00	Spencer, Horace	g	0-1	0-0	1-2	0	0	0	4	1	0	0	0	0	6		
02	Brown, Bryce	g	1-4	1-3	0-0	0	0	0	1	3	1	1	0	0	17		
04	Dunans, T.J.	g	2-3	0-0	1-2	1	0	1	0	5	0	1	1	0	9		
12	Smith, LaRon	g	0-2	0-0	0-0	3	0	3	1	0	2	0	0	0	5		
24	McClemore, Anfernee	g	2-2	0-0	0-2	2	3	5	4	4	0	1	0	0	18		
31	Waddell, Devin	g	0-1	0-1	0-1	1	0	1	1	0	2	2	0	0	19		
35	Johnson, Ronnie	g	5-8	0-0	2-2	1	2	3	1	12	3	2	0	1	18		
	Team					1	3	4									
	Totals		25-56	8-23	27-37	15	21	36	23	85	9	16	1	6	200		

FG % 1st Half: 15-30 50.0% 2nd half: 10-26 38.5% Game: 25-56 44.6%
 3FG % 1st Half: 5-11 45.5% 2nd half: 3-12 25.0% Game: 8-23 34.8%
 FT % 1st Half: 6-8 75.0% 2nd half: 21-29 72.4% Game: 27-37 73.0%

Officials: Pat Adams, Tim Gattis, Marc Ellard
 Technical fouls: Ole Miss-None, Auburn-TEAM.
 Attendance: 9121

Score by periods	1st	2nd	Total
Ole Miss	33	55	88
Auburn	41	44	85



Official Basketball Box Score -- Game Totals -- Final Statistics
Georgia vs Ole Miss
 1/11/17



2016-17 REVIEW

2016-17 BOX SCORES



Official Basketball Box Score -- Game Totals -- Final Statistics
Ole Miss vs South Carolina
 1/14/17 6:30 p.m. ET at Columbia, S.C. (Colonial Life Arena)



Ole Miss 56 • 10-7, 1-4 SEC

#	Player	Total			3-Ptr			Rebounds			PF	TP	A	TO	Blk	Stl	Min
		FG-FGA	FG-FGA	FT-FTA	FG-FGA	FG-FGA	FT-FTA	Off	Def	Tot							
05	Hymon, Marcanvis	0-4	0-0	0-0	2	0	2	4	0	0	2	0	2	0	1	17	
11	Saiz, Sebastian	3-10	0-3	5-9	4	11	15	4	11	0	2	2	2	2	34		
50	Furmanavicius, Justas	2-5	0-1	4-5	1	4	5	4	8	2	3	0	2	30			
03	Davis, Terence	3-12	0-2	0-0	1	5	6	4	6	0	6	1	2	28			
04	Tyree, Breein	2-9	0-2	3-4	2	0	2	2	7	3	1	0	1	23			
00	Fitzpatrick-Dorsey, D	1-3	0-0	2-2	0	0	0	0	4	0	1	0	0	10			
02	Neal, Cullen	3-4	3-3	3-3	0	0	0	1	12	1	4	0	0	28			
14	Brooks, Rasheed	3-8	2-6	0-0	0	0	0	4	8	2	2	0	1	30			
Team						1		1		2							
Totals		17-55	5-17	17-23	11	21	32	23	56	8	21	3	9	200			

FG % 1st Half: 6-23 26.1% 2nd half: 11-32 34.4% Game: 17-55 30.9%
 3FG % 1st Half: 1-5 20.0% 2nd half: 4-12 33.3% Game: 5-17 29.4%
 FT % 1st Half: 7-9 77.8% 2nd half: 10-14 71.4% Game: 17-23 73.9%

Deadball Rebounds 3.1

South Carolina 67 • 14-3, 4-0 SEC

#	Player	Total			3-Ptr			Rebounds			PF	TP	A	TO	Blk	Stl	Min
		FG-FGA	FG-FGA	FT-FTA	FG-FGA	FG-FGA	FT-FTA	Off	Def	Tot							
21	KOTSAR, Maik	3-6	0-0	0-0	5	1	6	5	6	0	2	2	1	16			
30	SILVA, Chris	5-11	0-0	6-7	2	9	11	3	16	1	1	1	1	28			
00	THORNWELL, Sindarius	3-10	0-2	4-6	4	4	8	2	10	3	3	0	2	32			
10	NOTICE, Duane	2-8	2-7	1-2	0	1	1	2	7	3	1	0	2	28			
15	DOZIER, PJ	4-9	1-5	7-10	2	3	5	0	16	3	2	0	0	27			
02	GRAVETT, Hassani	0-2	0-1	0-0	0	0	0	1	0	2	2	0	0	18			
04	FELDER, Rakyim	3-7	2-5	4-4	0	3	3	0	12	0	3	0	1	17			
05	BLANTON, TeMarcus	0-1	0-0	0-0	0	3	3	0	0	1	0	1	0	7			
12	GUEYE, Khadim	0-0	0-0	0-0	0	2	2	1	0	0	1	0	1	7			
13	CORCHIANI, Tommy	0-0	0-0	0-0	0	0	0	0	0	0	0	0	0	2			
14	TUT, Ran	0-0	0-0	0-0	0	0	0	1	0	0	1	0	0	5			
20	MCKIE, Justin	0-0	0-0	0-0	0	0	0	0	0	0	0	0	0	2			
23	HINSON, Evan	0-0	0-0	0-0	0	0	0	1	0	0	0	0	0	3			
24	KEITA, Sedee	0-1	0-0	0-2	0	1	1	3	0	0	2	0	1	8			
Team						0		2		2							
Totals		20-55	5-20	22-31	13	29	42	19	67	12	20	3	10	200			

FG % 1st Half: 10-34 29.4% 2nd half: 10-21 47.6% Game: 20-55 36.4%
 3FG % 1st Half: 1-12 8.3% 2nd half: 4-8 50.0% Game: 5-20 25.0%
 FT % 1st Half: 13-17 76.5% 2nd half: 9-14 64.3% Game: 22-31 71.0%

Deadball Rebounds 9.1

Officials: Olandis Poole, Doug Simons, K.B. Burdett Jr.
 Technical fouls: Ole Miss-Brooks, Rasheed. South Carolina-None.
 Attendance: 15202

Score by periods	1st	2nd	Total
Ole Miss	20	36	56
South Carolina	34	33	67



Official Basketball Box Score -- Game Totals -- Final Statistics
Tennessee vs Ole Miss
 01/17/17 8 PM at Oxford, Miss./The Pavilion at Ole Miss



Tennessee 69 • 9-9 2-4 SEC

#	Player	Total			3-Ptr			Rebounds			PF	TP	A	TO	Blk	Stl	Min
		FG-FGA	FG-FGA	FT-FTA	FG-FGA	FG-FGA	FT-FTA	Off	Def	Tot							
02	Williams, Grant	2-4	0-0	1-3	1	3	4	5	5	1	1	1	0	17			
11	Alexander, Kyle	3-3	0-0	0-3	2	4	6	3	6	0	0	1	0	20			
00	Bone, Jordan	1-9	0-3	0-0	0	1	1	3	2	4	2	0	2	14			
03	Hubbs III, Robert	7-15	0-1	1-2	2	5	7	1	15	3	2	1	0	35			
23	Bowden, Jordan	4-16	3-9	3-4	2	0	3	3	14	0	2	0	2	27			
01	Turner, Lamonte	5-15	3-10	2-4	1	1	2	2	15	5	3	1	0	29			
05	Schofield, Admiral	2-5	0-1	0-0	0	3	3	3	4	0	1	2	0	20			
12	Parker, Kwe	0-0	0-0	0-0	0	0	0	0	0	0	1	0	0	6			
21	Evans, Lew	0-1	0-0	3-4	3	2	5	4	3	2	0	0	0	13			
25	Phillips, Shembari	1-3	0-1	3-4	2	1	3	5	5	0	0	0	0	19			
Team						6		2		8							
Totals		25-71	6-25	13-24	17	25	42	31	69	15	12	6	4	200			

FG % 1st Half: 14-33 42.4% 2nd half: 11-38 28.9% Game: 25-71 35.2%
 3FG % 1st Half: 4-10 40.0% 2nd half: 2-15 13.3% Game: 6-25 24.0%
 FT % 1st Half: 6-10 60.0% 2nd half: 7-14 50.0% Game: 13-24 54.2%

Deadball Rebounds 3

Ole Miss 80 • 11-7, 2-4 SEC

#	Player	Total			3-Ptr			Rebounds			PF	TP	A	TO	Blk	Stl	Min
		FG-FGA	FG-FGA	FT-FTA	FG-FGA	FG-FGA	FT-FTA	Off	Def	Tot							
11	Saiz, Sebastian	6-11	0-3	5-8	1	9	10	5	17	0	4	1	0	33			
50	Furmanavicius, Justas	4-6	0-0	7-7	2	7	9	3	15	0	3	2	0	33			
03	Davis, Terence	8-15	0-4	4-7	0	11	11	3	20	4	4	0	1	34			
04	Tyree, Breein	4-11	0-1	7-8	0	1	1	3	15	6	3	0	1	30			
14	Brooks, Rasheed	0-3	0-2	0-0	2	1	3	2	0	1	0	0	0	15			
00	Fitzpatrick-Dorsey, D	0-0	0-0	0-0	0	0	0	1	0	0	0	0	0	3			
02	Neal, Cullen	2-6	1-4	4-6	0	1	1	3	9	2	1	0	1	26			
05	Hymon, Marcanvis	2-2	0-0	0-6	3	5	8	4	4	1	0	3	0	26			
Team						5		2		7							
Totals		26-54	1-14	27-42	13	37	50	24	80	14	17	6	3	200			

FG % 1st Half: 12-26 46.2% 2nd half: 14-28 50.0% Game: 26-54 48.1%
 3FG % 1st Half: 1-7 14.3% 2nd half: 0-7 0.0% Game: 1-14 7.1%
 FT % 1st Half: 13-20 65.0% 2nd half: 14-22 63.6% Game: 27-42 64.3%

Deadball Rebounds 5

Officials: Mike Nance, Don Daily, Jamie Luckie
 Technical fouls: Tennessee-None. Ole Miss-None.
 Attendance: 6085

Score by periods	1st	2nd	Total
Tennessee	38	31	69
Ole Miss	38	42	80



Official Basketball Box Score -- Game Totals -- Final Statistics
Ole Miss vs Mizou
 1-21-17 2:31 PM at Columbia, Mo. (Mizzou Arena)



Ole Miss 75 • 12-7, 3-4

#	Player	Total			3-Ptr			Rebounds			PF	TP	A	TO	Blk	Stl	Min
		FG-FGA	FG-FGA	FT-FTA	FG-FGA	FG-FGA	FT-FTA	Off	Def	Tot							
03	Davis, Terence	7-16	2-7	2-4	2	9	11	3	18	4	1	0	1	39			
04	Tyree, Breein	2-6	2-2	0-0	1	1	2	1	6	1	1	0	0	23			
05	Hymon, Marcanvis	1-2	0-0	1-2	0	6	6	3	0	1	0	1	0	23			
11	Saiz, Sebastian	6-12	1-3	6-7	2	8	10	4	19	2	4	0	1	36			
50	Furmanavicius, Justas	2-4	0-2	3-3	1	1	2	2	7	1	1	2	0	25			
01	Burnett, Deandre	4-11	3-6	3-5	1	1	2	1	14	3	3	0	1	36			
02	Neal, Cullen	2-5	2-4	2-2	0	1	1	2	8	0	1	0	0	18			
Team						2		2		4							
Totals		24-56	10-24	17-23	9	29	38	16	75	11	12	2	4	200			

FG % 1st Half: 14-31 45.2% 2nd half: 10-25 40.0% Game: 24-56 42.9%
 3FG % 1st Half: 6-14 42.9% 2nd half: 4-10 40.0% Game: 10-24 41.7%
 FT % 1st Half: 5-7 71.4% 2nd half: 12-16 75.0% Game: 17-23 73.9%

Deadball Rebounds 3

Mizzou 71 • 5-13, 0-6

#	Player	Total			3-Ptr			Rebounds			PF	TP	A	TO	Blk	Stl	Min
		FG-FGA	FG-FGA	FT-FTA	FG-FGA	FG-FGA	FT-FTA	Off	Def	Tot							
11	WALTON	0-4	0-0	0-0	0	0	0	0	0	2	0	0	0	17			
15	GEIST	1-3	0-1	0-0	0	4	4	1	2	1	0	0	0	17			
21	BARNETT	4-10	2-5	1-2	1	4	5	1	11	0	2	0	0	34			
24	PURYEAR	11-14	4-4	0-0	3	5	8	4	26	0	3	0	0	33			
25	WOODS	5-10	0-0	3-9	6	5	11	4	13	0	2	0	0	34			
01	PHILLIPS	3-12	2-7	2-3	0	5	5	5	10	10	5	0	2	33			
03	HUGHES	0-2	0-2	0-0	1	0	1	2	0	2	1	0	0	4			
14	NIKKO	0-0	0-0	0-2	0	0	0	1	0	0	0	0	0	6			
33	VANLEER	3-6	3-6	0-1	0	3	3	2	9	0	0	0	0	23			
Team						1		0		1							
Totals		27-61	11-25	6-17	12	26	38	20	71	15	14	0	2	200			

FG % 1st Half: 14-33 42.4% 2nd half: 13-28 46.4% Game: 27-61 44.3%
 3FG % 1st Half: 2-8 25.0% 2nd half: 9-17 52.9% Game: 11-25 44.0%
 FT % 1st Half: 3-7 42.9% 2nd half: 3-10 30.0% Game: 6-17 35.3%

Deadball Rebounds 4

Officials: Tony Henderson, Terry Moore, Rusty Phillips
 Technical fouls: Ole Miss-None. Mizou-None.
 Attendance: 10378
 Estimated Actual: 7,235

Score by periods	1st	2nd	Total
Ole Miss	39	36	75
Mizzou	33	38	71



Official Basketball Box Score -- Game Totals -- Final Statistics
Texas A&M vs Ole Miss
 1/25/17 6:30 PM at Oxford, Miss./The Pavilion at Ole Miss



Texas A&M 80 • 11-8, 3-5 SEC

#	Player	Total			3-Ptr			Rebounds			PF	TP	A	TO	Blk	Stl	Min
		FG-FGA	FG-FGA	FT-FTA	FG-FGA	FG-FGA	FT-FTA	Off	Def	Tot							
10	Tonny Trocha-Morelos	3-11	1-5	2-2	3	2	5	1	9	2	2	1	4	36			
44	Robert Williams	6-8	0-0	3-8	4	10	14	4	15	2	3	2	0	31			
34	Tyler Davis	9-11	0-0	2-2	3	2	5	4	20	1	2	0	2	24			
03	Admon Gilder	6-11	4-6	6-6	3	4	7	0	22	7							

2016-17 BOX SCORES



Official Basketball Box Score -- Game Totals -- Final Statistics
Baylor vs Ole Miss
 1/28/17 5 PM at Oxford, Miss./The Pavilion at Ole Miss



Baylor 78 • 20-1, 7-1 Big 12

#	Player	Total			3-Ptr			Rebounds			PF	TP	A	TO	Blk	Stl	Min
		FG	FGA	FT	FTA	FG	FGA	FT	FTA	Off							
00	Lual-Acuil Jr., Jo	f	5-7	0-0	6-9	4	5	9	3	16	0	2	2	0		29	
05	Motley, Johnathan	f	5-9	0-1	6-9	3	6	9	3	16	1	1	0	0		28	
20	Lecomte, Manu	g	6-9	5-6	0-0	1	3	4	2	17	4	4	0	0		39	
24	Wainright, Ishmail	g	1-3	1-2	3-4	1	2	3	2	6	5	5	0	1		27	
25	Freeman, Al	g	0-4	0-3	0-0	0	1	1	0	0	0	2	0	0		12	
01	Mitchell, Wendell	g	0-0	0-0	0-0	0	0	0	1	0	0	0	0	0		1	
03	Lindsey, Jake	g	3-7	1-4	2-2	1	2	3	3	9	3	1	0	0		28	
21	Imot, Nuni	g	3-7	3-6	0-0	1	2	3	1	9	0	1	0	1		18	
22	McClure, King	g	1-4	1-4	2-2	0	2	2	3	5	2	0	0	0		13	
23	Maston, Terry	g	0-0	0-0	0-0	0	0	0	1	0	0	0	0	1		5	
	Team					2	1	3									
	Totals		24-50	11-26	19-26	13	24	37	19	78	15	17	2	3	200		

FG % 1st Half: 10-23 43.5% 2nd half: 14-27 51.9% Game: 24-50 48.0% Deadball Rebounds 3
 3FG % 1st Half: 6-14 42.9% 2nd half: 5-12 41.7% Game: 11-26 42.3%
 FT % 1st Half: 9-13 69.2% 2nd half: 10-13 76.9% Game: 19-26 73.1%

Ole Miss 75 • 12-9, 3-5 SEC

#	Player	Total			3-Ptr			Rebounds			PF	TP	A	TO	Blk	Stl	Min
		FG	FGA	FT	FTA	FG	FGA	FT	FTA	Off							
05	Hymon, Marcanvis	f	0-2	0-0	0-0	0	2	2	4	0	1	1	2	2		31	
11	Saiz, Sebastian	f	7-17	1-3	5-5	4	6	10	4	20	2	1	0	1		32	
02	Neal, Cullen	f	2-5	2-4	7-7	0	0	0	2	13	3	3	0	1		25	
03	Davis, Terence	g	3-6	1-3	2-2	1	2	3	5	9	2	0	1	1		17	
04	Tyree, Breein	g	6-9	2-3	6-6	1	3	4	1	20	2	1	0	1		29	
01	Burnett, Deandre	g	1-10	1-2	1-1	1	0	1	3	4	1	1	1	2		29	
14	Brooks, Rasheed	g	1-3	0-2	0-0	0	0	0	0	2	3	1	0	0		14	
50	Furmanavicius, Justas	g	3-4	0-0	1-2	1	3	4	1	7	0	0	1	1		23	
	Team					3	0	3									
	Totals		23-56	7-17	22-23	11	16	27	20	75	14	8	6	9	200		

FG % 1st Half: 15-33 45.5% 2nd half: 8-23 34.8% Game: 23-56 41.1% Deadball Rebounds 0
 3FG % 1st Half: 5-10 50.0% 2nd half: 2-7 28.6% Game: 7-17 41.2%
 FT % 1st Half: 7-8 87.5% 2nd half: 15-15 100.0% Game: 22-23 95.7%

Officials: Tony Greene, Lee Cassell, Darron George
 Technical fouls: Baylor-None. Ole Miss-None.
 Attendance: 9411
 SEC/Big 12 Challenge

Score by periods	1st	2nd	Total
Baylor	35	43	78
Ole Miss	42	33	75



Official Basketball Box Score -- Game Totals -- Final Statistics
Mississippi State vs Ole Miss
 1/31/17 6 PM at Oxford, Miss./The Pavilion at Ole Miss



Mississippi State 61 • 13-8, 4-5 SEC

#	Player	Total			3-Ptr			Rebounds			PF	TP	A	TO	Blk	Stl	Min
		FG	FGA	FT	FTA	FG	FGA	FT	FTA	Off							
34	Herard, Schnider	f	1-1	0-0	2-4	0	5	5	3	4	0	3	0	1		23	
35	Holman, Aric	f	4-6	1-2	0-0	1	5	6	3	9	1	1	2	0		25	
01	Peters, Lamar	g	5-10	2-5	4-4	0	2	2	1	16	4	4	0	1		24	
04	Kegler, Mario	g	2-6	2-5	2-3	0	6	6	3	8	3	4	0	1		32	
11	Weatherspoon, Q	g	7-17	2-5	0-0	0	2	2	1	16	1	2	0	1		34	
02	Wright, Eli	g	0-1	0-1	2-2	2	1	3	1	2	1	4	0	0		20	
03	Stapleton, Xavian	g	2-5	0-3	2-3	0	1	1	1	6	1	0	0	1		18	
23	Carter, Tyson	g	0-7	0-4	0-0	0	1	1	3	0	1	1	0	0		20	
45	Datcher, E.J.	g	0-0	0-0	0-0	0	0	0	2	0	0	0	0	0		4	
	Team					2	2	4									
	Totals		21-53	7-25	12-16	5	25	30	18	61	12	19	3	5	200		

FG % 1st Half: 12-25 48.0% 2nd half: 9-28 32.1% Game: 21-53 39.6% Deadball Rebounds 3
 3FG % 1st Half: 4-10 40.0% 2nd half: 3-15 20.0% Game: 7-25 28.0%
 FT % 1st Half: 5-6 83.3% 2nd half: 7-10 70.0% Game: 12-16 75.0%

Ole Miss 88 • 13-9, 4-5 SEC

#	Player	Total			3-Ptr			Rebounds			PF	TP	A	TO	Blk	Stl	Min
		FG	FGA	FT	FTA	FG	FGA	FT	FTA	Off							
05	Hymon, Marcanvis	f	2-5	0-0	2-2	3	2	5	2	6	0	0	1	1		24	
11	Saiz, Sebastian	f	7-15	1-4	2-2	4	7	11	3	17	0	2	1	2		29	
01	Burnett, Deandre	g	4-11	1-2	7-7	1	0	1	0	16	5	3	1	4		30	
03	Davis, Terence	g	7-13	1-6	3-3	1	4	5	3	18	4	0	1	1		28	
04	Tyree, Breein	g	3-9	0-3	1-3	1	2	3	1	7	4	1	0	1		24	
00	Fitzpatrick-Dorsey, D	g	1-2	0-0	0-0	0	0	0	2	0	1	0	0	0		2	
02	Neal, Cullen	g	0-2	0-2	1-2	0	2	2	0	1	1	0	0	0		12	
14	Brooks, Rasheed	g	4-7	3-5	4-4	0	2	2	1	15	0	0	0	0		23	
24	Below, Lane	g	0-0	0-0	0-0	0	0	0	0	0	0	0	0	0		1	
50	Furmanavicius, Justas	g	2-4	0-1	2-2	4	6	10	3	6	1	1	0	2		27	
	Team					1	3	4									
	Totals		30-68	6-23	22-25	15	28	43	13	88	15	8	4	11	200		

FG % 1st Half: 20-38 52.6% 2nd half: 10-30 33.3% Game: 30-68 44.1% Deadball Rebounds 1
 3FG % 1st Half: 5-14 35.7% 2nd half: 1-9 11.1% Game: 6-23 26.1%
 FT % 1st Half: 6-7 85.7% 2nd half: 16-18 88.9% Game: 22-25 88.0%

Officials: Olandis Poole, Roger Ayers, Terry Wymer
 Technical fouls: Mississippi State-None. Ole Miss-None.
 Attendance: 8205

Score by periods	1st	2nd	Total
Mississippi State	33	28	61
Ole Miss	51	37	88



Official Basketball Box Score -- Game Totals -- Final Statistics
Ole Miss vs Vanderbilt
 02/04/17 2 p.m. at Nashville, Tenn. (Memorial Gym)



Ole Miss 81 • 14-9, 5-5 SEC

#	Player	Total			3-Ptr			Rebounds			PF	TP	A	TO	Blk	Stl	Min
		FG	FGA	FT	FTA	FG	FGA	FT	FTA	Off							
05	Hymon, Marcanvis	f	2-5	0-0	0-0	1	2	3	3	4	0	0	0	0		12	
11	Saiz, Sebastian	f	3-7	1-1	3-7	3	13	16	1	10	1	3	0	0		35	
01	Burnett, Deandre	g	4-11	1-6	8-9	0	3	4	17	3	1	0	0	0		29	
03	Davis, Terence	g	4-11	1-3	8-9	2	5	7	4	17	1	1	0	1		25	
04	Tyree, Breein	g	4-9	1-3	2-2	0	2	2	0	11	1	1	0	2		25	
02	Neal, Cullen	g	2-4	2-4	1-2	1	1	2	0	7	1	0	0	0		20	
14	Brooks, Rasheed	g	1-4	1-2	1-2	2	3	5	1	4	2	1	0	0		24	
50	Furmanavicius, Justas	g	4-7	2-3	1-2	1	1	2	3	11	1	1	0	1		30	
	Team					0	1	1									
	Totals		24-58	9-22	24-33	10	31	41	16	81	10	8	0	4	200		

FG % 1st Half: 9-31 29.0% 2nd half: 15-27 55.6% Game: 24-58 41.4% Deadball Rebounds 2
 3FG % 1st Half: 2-13 15.4% 2nd half: 7-9 77.8% Game: 9-22 40.9%
 FT % 1st Half: 7-10 70.0% 2nd half: 17-23 73.9% Game: 24-33 72.7%

Vanderbilt 74 • 11-12, 4-6 SEC

#	Player	Total			3-Ptr			Rebounds			PF	TP	A	TO	Blk	Stl	Min
		FG	FGA	FT	FTA	FG	FGA	FT	FTA	Off							
11	ROBERSON, Jeff	f	5-6	3-3	8-9	0	7	7	1	21	2	1	0	1		35	
03	KORNET, Luke	c	6-11	4-9	2-2	0	4	4	4	18	2	2	2	0		36	
05	FISHER-DAVIS, Matthe	g	4-11	3-8	2-2	0	2	3	13	3	1	0	1	1		29	
13	LACHANCE, Riley	g	2-6	1-5	0-0	0	3	3	5	5	7	1	0	2		37	
24	CRESSLER, Nolan	g	3-5	2-4	0-2	1	3	4	4	8	1	3	0	0		20	
01	WILLIS, Payton	g	0-4	0-4	0-0	0	1	1	0	0	0	1	0	0		9	
02	TOYE, Joe	g	3-8	1-5	2-4	1	3	4	4	9	1	2	0	1		25	
12	BAPTISTE, Djery	g	0-0	0-0	0-0	0	3	3	2	0	0	0	1	0		4	
15	BROWN, Clevon	g	0-1	0-1	0-0	0	2	2	1	0	0	0	0	0		5	
	Team					0	3	3									
	Totals		23-52	14-39	14-19	2	31	33	24	74	16	11	3	5	200		

FG % 1st Half: 10-24 41.7% 2nd half: 13-28 46.4% Game: 23-52 44.2% Deadball Rebounds 1
 3FG % 1st Half: 4-15 26.7% 2nd half: 10-24 41.7% Game: 14-39 35.9%
 FT % 1st Half: 8-11 72.7% 2nd half: 6-8 75.0% Game: 14-19 73.7%

Officials: Joe Lindsay, Marc Ellard, Terry Moore
 Technical fouls: Ole Miss-None. Vanderbilt-None.
 Attendance: 9287

Score by periods	1st	2nd	Total
Ole Miss	27	54	81
Vanderbilt	32	42	



2016-17 REVIEW

2016-17 BOX SCORES



Official Basketball Box Score -- Game Totals -- Final Statistics
Auburn vs Ole Miss
 02/11/17 5 PM at Oxford, Miss./The Pavilion at Ole Miss



Auburn 84 • 16-9, 5-7 SEC

#	Player	Total			3-Ptr			Rebounds			PF	TP	A	TO	Blk	Stl	Min
		FG-FGA	FG-FGA	FT-FTA	FG-FGA	FG-FGA	FT-FTA	Off	Def	Tot							
03	Purifoy, Danjel	f	4-9	3-8	1-1	1	1	2	4	12	0	2	0	2	25		
50	Wiley, Austin	c	4-5	0-0	0-1	1	4	5	1	8	0	3	4	0	21		
01	Harper, Jared	g	2-9	0-3	0-0	2	1	3	1	4	3	3	0	0	14		
04	Dunans, T.J.	g	3-10	1-5	0-0	0	2	2	4	7	3	2	1	1	33		
05	Heron, Mustapha	g	7-12	2-3	0-0	0	6	6	5	16	0	2	0	1	27		
02	Brown, Bryce	g	3-7	3-5	0-0	0	1	1	0	9	1	2	0	1	20		
12	Smith, LaRon	g	1-1	0-0	2-2	1	2	3	3	4	0	0	1	0	14		
24	McLemore, Anfernee	g	2-3	0-0	2-2	2	6	8	2	6	1	2	2	1	19		
31	Waddell, Devin	g	0-0	0-0	0-0	0	0	0	0	0	0	0	0	0	2		
35	Johnson, Ronnie	g	7-13	4-6	0-1	1	0	1	2	18	8	4	0	3	25		
	Team					2	5	7									
	Totals		33-69	13-30	5-8	10	28	38	22	84	16	20	8	9	200		

FG % 1st Half: 18-32 56.3% 2nd half: 15-37 40.5% Game: 33-69 47.8% Deadball Rebounds 1,1
 3FG % 1st Half: 8-14 57.1% 2nd half: 5-16 31.3% Game: 13-30 43.3%
 FT % 1st Half: 3-4 75.0% 2nd half: 2-4 50.0% Game: 5-8 62.5%

Ole Miss 90 • 15-10, 6-6 SEC

#	Player	Total			3-Ptr			Rebounds			PF	TP	A	TO	Blk	Stl	Min
		FG-FGA	FG-FGA	FT-FTA	FG-FGA	FG-FGA	FT-FTA	Off	Def	Tot							
05	Hymon, Marcanvis	f	3-3	0-0	0-0	0	6	6	3	6	1	0	0	1	22		
11	Saiz, Sebastian	f	4-11	0-1	2-3	6	2	8	4	10	3	1	1	3	36		
01	Burnett, Deandre	g	3-11	2-5	10-10	0	5	5	1	18	2	2	0	2	34		
04	Tyree, Breein	g	0-5	0-2	2-4	0	2	2	2	2	2	2	0	1	14		
14	Brooks, Rasheed	g	0-2	0-1	0-0	0	1	1	0	0	2	0	0	0	12		
00	Fitzpatrick-Dorsey, D	g	2-5	0-1	0-0	1	1	2	0	4	0	1	0	0	5		
02	Neal, Cullen	g	5-12	3-7	7-7	1	2	3	0	20	5	3	0	0	30		
03	Davis, Terence	g	11-13	0-2	4-5	2	4	6	3	26	2	1	0	1	24		
50	Furmanavicius, Justas	g	1-4	0-1	2-2	0	4	4	3	4	1	1	0	2	23		
	Team					1	1	2									
	Totals		29-66	5-20	27-31	11	28	39	16	90	18	11	1	11	200		

FG % 1st Half: 9-34 26.5% 2nd half: 20-32 62.5% Game: 29-66 43.9% Deadball Rebounds 1
 3FG % 1st Half: 3-11 27.3% 2nd half: 2-9 22.2% Game: 5-20 25.0%
 FT % 1st Half: 6-8 75.0% 2nd half: 21-23 91.3% Game: 27-31 87.1%

Officials: Karl Hess, Darron George, Rusty Phillips
 Technical fouls: Auburn-None. Ole Miss-None.
 Attendance: 8280

Score by periods	1st	2nd	Total
Auburn	47	37	84
Ole Miss	27	63	90



Official Basketball Box Score -- Game Totals -- Final Statistics
LSU vs Ole Miss
 2/14/17 8 PM at Oxford, Miss./The Pavilion at Ole Miss



LSU 76 • 10-15, 1-12 SEC

#	Player	Total			3-Ptr			Rebounds			PF	TP	A	TO	Blk	Stl	Min
		FG-FGA	FG-FGA	FT-FTA	FG-FGA	FG-FGA	FT-FTA	Off	Def	Tot							
01	REATH, Duop	f	1-5	0-0	1-2	2	2	4	5	3	0	2	0	0	20		
44	SIMS, Wayde	f	0-2	0-0	0-0	1	1	2	5	0	1	2	1	1	12		
00	SAMPSON, Brandon	g	3-10	0-5	5-6	0	4	4	0	11	3	4	0	0	33		
02	BLAKENEY, Antonio	g	10-17	5-7	4-4	1	1	2	2	29	1	2	0	0	38		
04	MAYS, Skylar	g	6-10	3-4	4-4	1	3	4	3	19	3	4	0	4	34		
05	HAYWARD, Kieran	g	0-1	0-1	0-0	0	0	0	0	0	0	0	0	0	1		
11	PATTERSON, Jaly	g	0-3	0-2	0-0	0	1	1	0	0	1	0	0	0	12		
12	GRAVES, Marshall	g	0-0	0-0	0-0	0	1	1	0	0	0	0	0	0	2		
21	EPPS, Aaron	g	4-8	0-0	3-3	4	7	11	4	11	2	5	0	0	31		
45	EDDLESTONE, Brandon	g	1-2	0-1	1-2	1	2	3	3	0	0	0	0	0	17		
	Team					0	1	1									
	Totals		25-58	8-20	18-21	10	23	33	22	76	11	19	1	5	200		

FG % 1st Half: 18-33 54.5% 2nd half: 7-25 28.0% Game: 25-58 43.1% Deadball Rebounds 1,1
 3FG % 1st Half: 5-13 38.5% 2nd half: 3-7 42.9% Game: 8-20 40.0%
 FT % 1st Half: 6-7 85.7% 2nd half: 12-14 85.7% Game: 18-21 85.7%

Ole Miss 96 • 16-10, 7-6 SEC

#	Player	Total			3-Ptr			Rebounds			PF	TP	A	TO	Blk	Stl	Min
		FG-FGA	FG-FGA	FT-FTA	FG-FGA	FG-FGA	FT-FTA	Off	Def	Tot							
05	Hymon, Marcanvis	f	2-3	0-0	1-2	1	1	2	1	5	0	1	1	0	24		
11	Saiz, Sebastian	f	4-9	1-2	6-7	1	5	6	4	15	4	4	1	2	29		
01	Burnett, Deandre	g	5-9	3-6	2-2	0	2	2	2	15	5	2	0	1	24		
03	Davis, Terence	g	13-21	3-7	4-4	1	5	6	3	33	4	2	0	3	27		
04	Tyree, Breein	g	2-6	1-3	0-0	0	3	3	1	5	3	0	0	0	20		
00	Fitzpatrick-Dorsey, D	g	0-0	0-0	0-0	0	0	0	0	0	0	0	0	0	0		
02	Neal, Cullen	g	3-7	1-4	3-3	0	2	2	1	10	5	1	0	0	20		
14	Brooks, Rasheed	g	3-5	3-5	0-0	0	3	3	1	9	0	1	0	7	29		
50	Furmanavicius, Justas	g	1-1	0-0	2-2	0	2	2	2	4	0	0	1	2	27		
	Team					1	2	3									
	Totals		33-61	12-27	18-20	4	25	29	15	96	21	11	2	14	200		

FG % 1st Half: 16-31 51.6% 2nd half: 17-30 56.7% Game: 33-61 54.1% Deadball Rebounds 2
 3FG % 1st Half: 6-14 42.9% 2nd half: 6-13 46.2% Game: 12-27 44.4%
 FT % 1st Half: 6-7 85.7% 2nd half: 12-13 92.3% Game: 18-20 90.0%

Officials: Doug Simons, John Hampton, James Breeding
 Technical fouls: LSU-None. Ole Miss-Hymon, Marcanvis.
 Attendance: 7131

Score by periods	1st	2nd	Total
LSU	47	29	76
Ole Miss	44	52	96



Official Basketball Box Score -- Game Totals -- Final Statistics
Ole Miss vs Arkansas
 02/18/17 5:01 p.m. at Fayetteville, Ark. (Bud Walton Arena)



Ole Miss 80 • 16-11, 7-7 SEC

#	Player	Total			3-Ptr			Rebounds			PF	TP	A	TO	Blk	Stl	Min
		FG-FGA	FG-FGA	FT-FTA	FG-FGA	FG-FGA	FT-FTA	Off	Def	Tot							
05	Hymon, Marcanvis	f	2-4	0-0	0-0	3	4	7	5	4	0	1	2	2	32		
11	Saiz, Sebastian	f	2-13	0-3	4-6	2	3	5	3	8	0	1	0	1	24		
01	Burnett, Deandre	g	8-11	5-6	6-8	0	2	2	2	27	4	1	2	0	30		
03	Davis, Terence	g	9-19	2-6	4-6	1	3	4	2	24	2	0	0	2	34		
04	Tyree, Breein	g	1-6	1-4	2-2	0	3	3	2	5	0	3	0	0	16		
00	Fitzpatrick-Dorsey, D	g	0-1	0-0	0-0	0	0	0	0	0	0	0	0	0	1		
02	Neal, Cullen	g	1-4	0-2	2-2	1	1	2	3	4	4	1	0	1	19		
14	Brooks, Rasheed	g	1-7	0-5	0-0	1	3	4	0	2	0	1	0	0	21		
50	Furmanavicius, Justas	g	2-5	0-1	2-3	4	3	7	4	6	2	1	0	0	23		
	Team					4	2	6									
	Totals		26-70	8-27	20-27	16	24	40	21	80	12	9	4	6	200		

FG % 1st Half: 15-34 44.1% 2nd half: 11-36 30.6% Game: 26-70 37.1% Deadball Rebounds 3,2
 3FG % 1st Half: 3-11 27.3% 2nd half: 5-16 31.3% Game: 8-27 29.6%
 FT % 1st Half: 4-6 66.7% 2nd half: 16-21 76.2% Game: 20-27 74.1%

Arkansas 98 • 20-7, 9-5 SEC

#	Player	Total			3-Ptr			Rebounds			PF	TP	A	TO	Blk	Stl	Min
		FG-FGA	FG-FGA	FT-FTA	FG-FGA	FG-FGA	FT-FTA	Off	Def	Tot							
13	THOMAS, DUSTIN	f	0-4	0-1	3-4	1	3	4	4	3	1	0	0	0	18		
33	KINGSLEY, MOSES	f	3-4	0-0	8-8	4	9	13	3	14	3	1	4	1	28		
00	BARFORD, JAYLEN	g	4-10	2-4	5-5	0	2	2	3	15	1	3	0	0	23		
03	HANNAHS, DUSTY	g	3-11	1-6	2-2	0	2	2	1	9	0	1	0	0	23		
21	WATKINS, MANUALE	g	3-6	0-1	0-0	2	2	4	2	6	5	1	0	0	26		
01	THOMPSON, TREY	g	4-4	0-0	0-0	1	7	8	1	8	3	2	3	3	23		
02	BAILEY, ADRIAN	g	1-3	0-0	1-1	1	0	1	1	2	0	0	0	0	3		
04	MACON, DARYL	g	10-13	6-9	4-5	0	1	1	2	30	2	2	0	1	24		
05	COOK, ARLANDO	g	0-1	0-0	0-0	0	3	3	1	0	0	0	0	0	7		
12	HAZEN, BRACHEN	g	0-1	0-1	0-0	0	1	1	0	0	1	0	0	0	2		
15	HOLMES, JONATHAN	g	0-1	0-1	0-0	0	0	0	0	0	0	0	0	0	1		
23	JONES, CJ	g	0-0	0-0	0-0	0	0	0	0	0	0	0	0	0	2		
31	BEARD, ANTON	g	3-8	3-6	2-2	1	1	2	1	11	4	0	0	1	20		
	Team					1	0	1									
	Totals		31-66	12-29	24-27	11	31	42	19	98	20	10	7	6	200		

FG % 1st Half: 15-36 41.7% 2nd half: 16-30 53.3% Game: 31-66 47.0% Deadball Rebounds 1,1
 3FG % 1st Half: 6-16 37.5% 2nd half: 6-13 46.2% Game: 12-29 41.4%
 FT % 1st Half: 10-11 90.9% 2nd half: 14-16 87.5% Game: 24-27 88.9%

Officials: Doug Shows, Patrick Evans, Tim Gattis
 Technical fouls: Ole Miss-None. Arkansas-None.
 Attendance: 17356
 Estimated Actual Attendance: 15214
 Fouled Out: Ole Miss, #05, Hymon (1:55 2H)

Score by periods	1st	2nd	Total
------------------	-----	-----	-------

2016-17 BOX SCORES



Official Basketball Box Score -- Game Totals -- Final Statistics
Mizzou vs Ole Miss
 2/25/17 2:30 PM at Oxford, Miss./Pavilion at Ole Miss



Official Basketball Box Score -- Game Totals -- Final Statistics
Ole Miss vs Alabama
 3/1/17 7:35 p.m. CT at Tuscaloosa, Ala. (Coleman Coliseum)



Mizzou 77 • 7-21, 2-14 SEC

##	Player	Total			3-Ptr			Rebounds			PF	TP	A	TO	Bk	Stl	Min
		FG	FGA	FT	FTA	FG	FGA	FT	FTA	Off							
24	PURYEAR	f	1-6	0-1	0-0	1	1	2	4	2	3	3	0	0	0	20	
25	WOODS	f	1-2	0-0	2-2	1	1	2	5	4	0	0	0	0	14		
01	PHILLIPS	g	3-9	0-6	0-0	0	1	1	4	6	8	2	0	2	30		
11	WALTON	g	0-0	0-0	0-0	0	1	1	2	0	0	0	0	1	11		
15	GEIST	g	5-10	1-4	0-1	1	0	1	2	11	2	1	0	1	23		
03	HUGHES	g	6-16	5-11	5-6	0	2	2	2	22	3	2	0	2	27		
14	NIKKO	g	3-4	0-0	2-3	4	5	9	1	8	0	2	2	0	30		
21	BARNETT	g	6-11	2-5	0-0	2	1	3	4	14	0	2	0	0	23		
33	VANLEER	g	3-4	2-3	2-2	2	2	4	0	10	1	0	0	0	22		
	Team					1	2	3									
	Totals		28-62	10-30	11-14	12	16	28	24	77	17	12	2	6	200		

FG % 1st Half: 8-27 29.6% 2nd half: 20-35 57.1% Game: 28-62 45.2% Deadball Rebounds 0
 3FG % 1st Half: 3-13 23.1% 2nd half: 7-17 41.2% Game: 10-30 33.3%
 FT % 1st Half: 7-8 87.5% 2nd half: 4-6 66.7% Game: 11-14 78.6%

Ole Miss 80 • 18-11, 9-7 SEC

##	Player	Total			3-Ptr			Rebounds			PF	TP	A	TO	Bk	Stl	Min
		FG	FGA	FT	FTA	FG	FGA	FT	FTA	Off							
05	Hymon, Marcanvis	f	0-2	0-0	0-0	2	6	8	2	0	0	2	2	0	0	31	
11	Saiz, Sebastian	f	4-6	2-2	0-0	3	4	7	3	10	1	3	0	0	25		
01	Burnett, Deandre	g	5-11	5-8	13-14	0	3	3	3	28	5	3	0	2	38		
03	Davis, Terence	g	3-9	0-1	4-4	1	0	1	3	10	0	4	0	1	20		
04	Tyree, Breein	g	4-10	1-3	6-6	0	3	3	3	15	1	2	0	1	31		
02	Neal, Cullen	g	2-6	1-3	0-0	1	1	2	4	5	0	1	0	1	13		
14	Brooks, Rasheed	g	2-3	2-3	2-2	0	2	2	1	8	1	2	0	0	19		
50	Furmanavicius, Justas	g	1-2	0-1	2-3	3	3	6	2	4	2	0	1	0	23		
	Team					3	3	6									
	Totals		21-49	11-21	27-29	13	25	38	21	80	10	17	3	5	200		

FG % 1st Half: 9-25 36.0% 2nd half: 12-24 50.0% Game: 21-49 42.9% Deadball Rebounds 1
 3FG % 1st Half: 4-9 44.4% 2nd half: 7-12 58.3% Game: 11-21 52.4%
 FT % 1st Half: 7-8 87.5% 2nd half: 20-21 95.2% Game: 27-29 93.1%

Officials: Patrick Evans, Todd Austin, Rob Rorkke
 Technical fouls: Mizzou-WOODS. Ole Miss-Tyree, Breein; Hymon, Marcanvis.
 Attendance: 7653

Score by periods	1st	2nd	Total
Mizzou	26	51	77
Ole Miss	29	51	80

Ole Miss 55 • 18-12, 9-8

##	Player	Total			3-Ptr			Rebounds			PF	TP	A	TO	Bk	Stl	Min
		FG	FGA	FT	FTA	FG	FGA	FT	FTA	Off							
05	Hymon, Marcanvis	f	1-3	0-0	1-2	3	4	7	5	3	0	0	0	0	0	19	
11	Saiz, Sebastian	f	4-12	2-4	0-1	3	6	9	3	10	1	2	1	1	37		
01	Burnett, Deandre	g	0-7	0-2	2-2	1	0	1	2	0	2	0	1	1	23		
03	Davis, Terence	g	4-10	0-1	4-6	1	2	3	2	12	1	1	0	2	24		
04	Tyree, Breein	g	6-11	1-4	1-2	0	2	2	2	14	1	6	0	1	27		
02	Neal, Cullen	g	2-5	1-3	4-4	0	2	2	1	9	1	1	0	0	27		
14	Brooks, Rasheed	g	0-6	0-5	0-0	0	1	1	3	0	1	1	0	0	18		
50	Furmanavicius, Justas	g	2-7	0-2	1-2	0	3	3	5	0	1	0	1	0	25		
	Team					5	3	8									
	Totals		19-61	4-21	13-19	13	23	36	20	55	5	14	1	6	200		

FG % 1st Half: 9-30 30.0% 2nd half: 10-31 32.3% Game: 19-61 31.1% Deadball Rebounds 4
 3FG % 1st Half: 3-12 25.0% 2nd half: 1-9 11.1% Game: 4-21 19.0%
 FT % 1st Half: 4-7 57.1% 2nd half: 9-12 75.0% Game: 13-19 68.4%

Alabama 70 • 17-12, 10-7

##	Player	Total			3-Ptr			Rebounds			PF	TP	A	TO	Bk	Stl	Min
		FG	FGA	FT	FTA	FG	FGA	FT	FTA	Off							
10	Taylor, Jimmie	f	1-4	0-0	1-3	1	3	4	4	3	1	0	3	0	20		
21	Olaniyan, Bola	f	0-0	0-0	4-4	4	6	10	1	4	0	2	0	1	28		
25	Key, Braxton	f	7-11	1-3	4-5	0	7	7	2	19	5	4	2	0	32		
03	Collins, Corban	g	1-6	1-5	2-2	0	0	2	5	2	0	0	1	1	17		
12	Ingram, Dazon	g	9-10	2-2	2-4	1	3	4	2	22	2	3	0	0	29		
01	Norris, Riley	g	1-3	1-3	2-3	0	2	2	2	5	0	1	0	0	17		
02	Schaffer, Lawson	g	1-1	1-1	0-0	0	1	1	0	3	0	0	0	0	5		
05	Johnson Jr, Avery	g	3-11	0-4	0-1	1	2	3	1	6	2	2	0	0	24		
22	Davis, Ar'Mond	g	0-4	0-3	0-0	0	1	1	0	0	0	1	0	0	9		
35	Hall, Donta	g	1-1	0-0	1-2	1	4	5	3	3	0	3	2	0	19		
	Team					1	2	3									
	Totals		24-51	6-21	16-24	9	31	40	17	70	12	18	7	5	200		

FG % 1st Half: 10-25 40.0% 2nd half: 14-26 53.8% Game: 24-51 47.1% Deadball Rebounds 3
 3FG % 1st Half: 2-10 20.0% 2nd half: 4-11 36.4% Game: 6-21 28.6%
 FT % 1st Half: 7-12 58.3% 2nd half: 9-12 75.0% Game: 16-24 66.7%

Officials: Doug Shows, Anthony Jordan, Byron Jarrett
 Technical fouls: Ole Miss-None. Alabama-None.
 Attendance: 10672

Score by periods	1st	2nd	Total
Ole Miss	25	30	55
Alabama	29	41	70



Official Basketball Box Score -- Game Totals -- Final Statistics
South Carolina vs Ole Miss
 3/4/17 7:30 PM at Oxford, Miss./The Pavilion at Ole Miss



Official Basketball Box Score -- Game Totals -- Final Statistics
Missouri vs Ole Miss
 03/09/17 8:10 pm CT at 2017 SEC Men's Tournament-Nashville, TN



South Carolina 70 • 22-9, 12-6 SEC

##	Player	Total			3-Ptr			Rebounds			PF	TP	A	TO	Bk	Stl	Min
		FG	FGA	FT	FTA	FG	FGA	FT	FTA	Off							
30	SILVA, Chris	f	2-4	0-0	0-0	0	1	1	5	4	0	2	1	2	9		
00	THORNWELL, Sindarius	g	11-16	4-11	11-16	1	6	7	2	25	6	4	1	2	38		
02	GRAVETT, Hassani	g	4-9	2-6	0-1	2	3	5	4	10	6	1	0	1	37		
10	NOTICE, Duane	g	4-9	2-6	0-0	1	0	1	3	10	1	1	0	1	34		
15	DOZIER, PJ	g	5-17	1-6	2-2	5	4	9	4	13	4	1	1	1	37		
04	FELDER, Rakym	g	0-1	0-0	1-2	0	0	0	0	1	0	1	0	1	7		
05	BLANTON, TeMarcus	g	0-1	0-0	0-0	0	0	0	0	0	0	0	0	0	3		
12	GUEYE, Khadim	g	0-0	0-0	0-0	0	2	2	2	0	0	0	0	0	5		
20	MCKIE, Justin	g	0-1	0-1	0-0	0	0	0	0	0	0	0	0	0	3		
21	KOTSAR, Maik	g	3-5	0-0	1-3	1	3	4	4	7	0	2	0	0	24		
31	HOLLIMAN, Jarrell	g	0-0	0-0	0-0	0	0	0	0	0	0	0	0	0	3		
	Team					3	3	6									
	Totals		23-64	9-30	15-24	13	22	35	25	70	17	12	3	8	200		

FG % 1st Half: 11-31 35.5% 2nd half: 12-33 36.4% Game: 23-64 35.9% Deadball Rebounds 5.1
 3FG % 1st Half: 4-14 28.6% 2nd half: 5-16 31.3% Game: 9-30 30.0%
 FT % 1st Half: 5-10 50.0% 2nd half: 10-14 71.4% Game: 15-24 62.5%

Ole Miss 75 • 19-12, 10-8 SEC

##	Player	Total			3-Ptr			Rebounds			PF	TP	A	TO	Bk	Stl	Min
		FG	FGA	FT	FTA	FG	FGA	FT	FTA	Off							
05	Hymon, Marcanvis	f	0-1	0-0	1-2	2	1	3	1	1	0	2	0	1	11		
11	Saiz, Sebastian	f	9-14	0-0	3-7	5	10	15	2	21	0	1	3	0	38		
03	Davis, Terence	g	1-5	1-3	0-0	0	2	2	5	3	2	2	0	0	20		
04	Tyree, Breein	g	7-17	2-5	3-4	0	4	4	1	19	3	8	0	1	36		
14	Brooks, Rasheed	g	3-5	2-3	0-0	1	3	4	4	8	2	1	0	0	36		
02	Neal, Cullen	g	3-6	3-5	2-2	0	0	0	4	11	0	3	0	0	27		
50	Furmanavicius, Justas	g	1-4	0-1	10-15	1	9	10	3	12	4						



2016-17 REVIEW

2016-17 BOX SCORES



Official Basketball Box Score -- Game Totals -- Final Statistics
Ole Miss vs Arkansas
03/10/17 8:30 pm CT at 2017 SEC Men's Tournament-Nashville, TN



Ole Miss 72 • 20-13, 10-8

Table with columns: # Player, FG-FGA, 3-FGA, FT-FTA, Rebounds (Off, Def, Tot), PF, TP, A TO Blk Stl, Min. Includes player stats for Saiz, Sebastian, Furmanavicius, Justas, etc.

FG % 1st Half: 15-35 42.9% 2nd half: 13-39 33.3% Game: 28-74 37.8%
3FG % 1st Half: 7-18 38.9% 2nd half: 1-10 10.0% Game: 8-28 28.6%
FT % 1st Half: 3-7 42.9% 2nd half: 5-7 71.4% Game: 8-14 57.1%

Arkansas 73 • 24-8, 12-6

Table with columns: # Player, FG-FGA, 3-FGA, FT-FTA, Rebounds (Off, Def, Tot), PF, TP, A TO Blk Stl, Min. Includes player stats for Thomas, Dustin, Kingsley, Moses, etc.

FG % 1st Half: 14-33 42.4% 2nd half: 9-30 30.0% Game: 23-63 36.5%
3FG % 1st Half: 5-11 45.5% 2nd half: 2-6 33.3% Game: 7-17 41.2%
FT % 1st Half: 7-9 77.8% 2nd half: 13-14 92.9% Game: 20-23 87.0%

Officials: Antonio Petty, Tony Henderson, Rob Rorkie
Technical fouls: Ole Miss-None. Arkansas-None.
Attendance: 14,227
Session 5 attendance is 14,227.

Score by periods table with columns: 1st, 2nd, Total. Ole Miss 40, 32, 72. Arkansas 40, 33, 73.



Official Basketball Box Score -- Game Totals -- Final Statistics
Ole Miss vs Monmouth
03/14/17 7:15 p.m. at OceanFirst Bank Center



Ole Miss 91 • 21-13

Table with columns: # Player, FG-FGA, 3-FGA, FT-FTA, Rebounds (Off, Def, Tot), PF, TP, A TO Blk Stl, Min. Includes player stats for Saiz, Sebastian, Furmanavicius, Justas, etc.

FG % 1st Half: 15-36 41.7% 2nd half: 17-26 65.4% Game: 32-62 51.6%
3FG % 1st Half: 2-9 22.2% 2nd half: 7-11 63.6% Game: 9-20 45.0%
FT % 1st Half: 7-8 87.5% 2nd half: 11-14 78.6% Game: 18-22 81.8%

Monmouth 83 • 27-7

Table with columns: # Player, FG-FGA, 3-FGA, FT-FTA, Rebounds (Off, Def, Tot), PF, TP, A TO Blk Stl, Min. Includes player stats for Brady, Chris, James, Josh, etc.

FG % 1st Half: 16-40 40.0% 2nd half: 14-33 42.4% Game: 30-73 41.1%
3FG % 1st Half: 8-19 42.1% 2nd half: 8-19 42.1% Game: 16-38 42.1%
FT % 1st Half: 2-2 100.0% 2nd half: 5-7 71.4% Game: 7-9 77.8%

Officials: Brian O'Connell, Joe Lindsay, Rob Riley
Technical fouls: Ole Miss-None. Monmouth-None.
Attendance: 1672
2017 National Invitation Tournament

Score by periods table with columns: 1st, 2nd, Total. Ole Miss 39, 52, 91. Monmouth 42, 41, 83.



Official Basketball Box Score -- Game Totals -- Final Statistics
Ole Miss vs Syracuse
3/18/17 11:01 a.m. at Carrier Dome, Syracuse, N.Y.



Ole Miss 85 • (22-13)

Table with columns: # Player, FG-FGA, 3-FGA, FT-FTA, Rebounds (Off, Def, Tot), PF, TP, A TO Blk Stl, Min. Includes player stats for Tyree, Breein, Saiz, Sebastian, etc.

FG % 1st Half: 13-30 43.3% 2nd half: 16-32 50.0% Game: 29-62 46.8%
3FG % 1st Half: 5-16 31.3% 2nd half: 10-16 62.5% Game: 15-32 46.9%
FT % 1st Half: 5-5 100.0% 2nd half: 7-10 70.0% Game: 12-15 80.0%

Syracuse 80 • (19-15)

Table with columns: # Player, FG-FGA, 3-FGA, FT-FTA, Rebounds (Off, Def, Tot), PF, TP, A TO Blk Stl, Min. Includes player stats for Andrew White III, Tyler Lydon, etc.

FG % 1st Half: 14-34 41.2% 2nd half: 15-31 48.4% Game: 29-65 44.6%
3FG % 1st Half: 2-13 15.4% 2nd half: 6-17 35.3% Game: 8-30 26.7%
FT % 1st Half: 8-9 88.9% 2nd half: 6-10 60.0% Game: 14-19 73.7%

Officials: Karl Hess, Wally Rutecki, Jose Carrion
Technical fouls: Ole Miss-None. Syracuse-None.
Attendance: 9556

Score by periods table with columns: 1st, 2nd, Total. Ole Miss 36, 49, 85. Syracuse 38, 42, 80.



Official Basketball Box Score -- Game Totals -- Final Statistics
Georgia Tech vs Ole Miss
3/21/17 8 PM at Oxford, Miss./The Pavilion at Ole Miss



Georgia Tech 74 • 20-15, 8-10 ACC

Table with columns: # Player, FG-FGA, 3-FGA, FT-FTA, Rebounds (Off, Def, Tot), PF, TP, A TO Blk Stl, Min. Includes player stats for Stephens, Quinton, Lammers, Ben, etc.

FG % 1st Half: 16-30 53.3% 2nd half: 11-22 50.0% Game: 27-52 51.9%
3FG % 1st Half: 2-8 25.0% 2nd half: 1-7 14.3% Game: 3-15 20.0%
FT % 1st Half: 5-6 83.3% 2nd half: 12-14 85.7% Game: 17-20 85.0%

Ole Miss 66 • 22-14, 10-8 SEC

Table with columns: # Player, FG-FGA, 3-FGA, FT-FTA, Rebounds (Off, Def, Tot), PF, TP, A TO Blk Stl, Min. Includes player stats for Saiz, Sebastian, Furmanavicius, Justas, etc.

FG % 1st Half: 12-33 36.4% 2nd half: 15-35 42.9% Game: 27-68 39.7%
3FG % 1st Half: 2-13 15.4% 2nd half: 4-15 26.7% Game: 6-28 21.4%
FT % 1st Half: 4-6 66.7% 2nd half: 2-2 100.0% Game: 6-8 75.0%

Officials: Ron Groover, Pat Adams, Jeb Hartness
Technical fouls: Georgia Tech-None. Ole Miss-None.
Attendance: 9091
NIT Quarterfinals

Score by periods table with columns: 1st, 2nd, Total. Georgia Tech 39, 35, 74. Ole Miss 30, 36, 66.

SOUTHEASTERN CONFERENCE REVIEW

2016-17 SEC FINAL STANDINGS

	SEC	Pct.	Home	Away	All	Pct.	Home	Away	Neutral	Postseason
Kentucky [^] %	16-2	.889	9-0	7-2	32-6	.842	15-2	7-3	10-1	NCAA
Florida	14-4	.778	8-1	6-3	27-9	.750	9-1	8-4	10-4	NCAA
Arkansas	12-6	.667	6-3	6-3	26-10	.722	16-3	6-5	4-2	NCAA
South Carolina	12-6	.667	7-2	5-4	26-11	.703	15-3	6-5	5-3	NCAA
Alabama	10-8	.556	5-4	5-4	19-15	.559	10-7	5-6	4-2	NIT
Ole Miss	10-8	.556	6-3	4-5	22-14	.611	13-6	6-6	3-2	NIT
Vanderbilt	10-8	.556	5-4	5-4	19-16	.543	11-5	5-6	3-5	NCAA
Georgia	9-9	.500	5-4	4-5	19-15	.559	12-6	5-7	2-2	NIT
Tennessee	8-10	.444	5-4	3-6	16-16	.500	11-5	4-7	1-4	
Texas A&M	8-10	.444	5-4	3-6	16-15	.516	11-5	3-7	2-3	
Auburn	7-11	.389	4-5	3-6	18-14	.563	10-5	6-6	2-3	
Mississippi State	6-12	.333	4-5	2-7	16-16	.500	10-7	2-7	4-2	
LSU	2-16	.111	1-8	1-8	10-21	.323	8-8	1-10	1-3	
Missouri	2-16	.111	2-7	0-9	8-24	.250	6-11	0-9	2-4	

[^] - SEC Champion; % - SEC Tournament Champion

SEC TOURNAMENT
Bridgestone Arena
Nashville, Tenn.

First Round • March 8
(12) Mississippi State 79, (13) LSU 52
(14) Missouri 86, (11) Auburn 83 (OT)

Second Round • March 9
(8) Georgia 59, (9) Tennessee 57
(5) Alabama 75, (12) Mississippi State 55
(7) Vanderbilt 66, (10) Texas A&M 41
(6) Ole Miss 86, (14) Missouri 74

Quarterfinals • March 10
(1) Kentucky 71, (8) Georgia 60
(5) Alabama 64, (4) South Carolina 53
(7) Vanderbilt 72, (2) Florida 62 (OT)
(3) Arkansas 73, (6) Ole Miss 72

Semifinals • March 11
(1) Kentucky 79, (5) Alabama 74
(3) Arkansas 76, (7) Vanderbilt 62

Championship • March 12
(1) Kentucky 82, (3) Arkansas 65

First Team

KeVaughn Allen
J.J. Frazier
Yante Maten
De'Aaron Fox
Malik Monk

Sebastian Saiz

Sindarius Thornwell
Luke Kornet

Second Team

Moses Kingsley
Kasey Hill
Bam Adebayo
Antonio Blakeney
Quindary Weatherspoon
Robert Hubbs III
Tyler Davis
Robert Williams

All-Freshman Team

Braxton Key
Mustapha Heron
Bam Adebayo
De'Aaron Fox
Malik Monk
Lamar Peters
Grant Williams
Robert Williams

All-Defensive Team

Moses Kingsley
Kasey Hill
Sindarius Thornwell
Robert Williams
Luke Kornet

Coach of the Year: Mike White, Florida
Player of the Year: Sindarius Thornwell, South Carolina
Freshmen of the Year: Malik Monk, Kentucky
Scholar-Athlete of the Year: Luke Kornet, Vanderbilt
Sixth-Man of the Year: Canyon Berry, Florida
Defensive Player of the Year: Robert Williams, Texas A&M

COACHES

Florida
Georgia
Georgia
Kentucky
Kentucky
Ole Miss
South Carolina
Vanderbilt

Arkansas
Florida
Kentucky
LSU
Miss State
Tennessee
Texas A&M
Texas A&M

Alabama
Auburn
Kentucky
Kentucky
Kentucky
Mississippi St.
Tennessee
Texas A&M

ALL-SEC

First Team

u-Malik Monk
u-Sindarius Thornwell
J.J. Frazier
De'Aaron Fox
Sebastian Saiz

Second Team

KeVaughn Allen
Moses Kingsley
Yante Maten
Robert Williams
Bam Adebayo

ASSOCIATED PRESS

Kentucky,
South Carolina
Georgia
Kentucky
Ole Miss

Florida
Arkansas
Georgia
Texas A&M
Kentucky

Player of the Year: Malik Monk, Kentucky
Coach of the Year: Mike White, Florida
Freshman of the Year: Malik Monk, Kentucky



2016-17 SEC TEAM STATISTICS

SCORING OFFENSE

TEAM	G	PTS	AVG
1. Kentucky	38	3225	84.9
2. Auburn	32	2573	80.4
3. Arkansas	36	2855	79.3
4. Ole Miss	36	2807	78.0
5. Florida	36	2804	77.9
6. LSU	31	2319	74.8
7. Tennessee	32	2383	74.5
8. South Carolina	37	2707	73.2
9. Mississippi State	32	2320	72.5
10. Georgia	34	2435	71.6
11. Vanderbilt	35	2489	71.1
12. Texas A&M	31	2176	70.2
13. Missouri	32	2213	69.2
14. Alabama	34	2330	68.5

SCORING DEFENSE

TEAM	G	PTS	AVG
1. Alabama	34	2200	64.7
2. South Carolina	37	2414	65.2
3. Florida	36	2394	66.5
4. Texas A&M	31	2102	67.8
5. Vanderbilt	35	2385	68.1
6. Georgia	34	2393	70.4
7. Mississippi State	32	2281	71.3
8. Kentucky	38	2716	71.5
9. Missouri	32	2333	72.9
10. Tennessee	32	2335	73.0
11. Arkansas	36	2659	73.9
12. Ole Miss	36	2747	76.3
13. Auburn	32	2546	79.6
14. LSU	31	2572	83.0

REBOUNDING OFFENSE

TEAM	G	REB	AVG
1. Kentucky	38	1511	39.8
2. Ole Miss	36	1423	39.5
3. Alabama	34	1326	39.0
4. Texas A&M	31	1197	38.6
5. Tennessee	32	1206	37.7
6. Florida	36	1334	37.1
7. Georgia	34	1258	37.0
8. Auburn	32	1171	36.6
9. Missouri	32	1168	36.5
10. South Carolina	37	1344	36.3
11. LSU	31	1118	36.1
12. Mississippi State	32	1133	35.4
13. Arkansas	36	1265	35.1
14. Vanderbilt	35	1208	34.5

REBOUNDING DEFENSE

TEAM	G	REB	AVG
1. Texas A&M	31	1032	33.3
2. Alabama	34	1137	33.4
3. Vanderbilt	35	1208	34.5
4. Georgia	34	1185	34.9
5. Kentucky	38	1331	35.0
6. Florida	36	1266	35.2
7. South Carolina	37	1305	35.3
8. Arkansas	36	1274	35.4
9. Ole Miss	36	1309	36.4
10. LSU	31	1141	36.8
11. Tennessee	32	1183	37.0
12. Mississippi State	32	1185	37.0
13. Auburn	32	1248	39.0
14. Missouri	32	1260	39.4

FIELD GOAL PERCENTAGE

TEAM	G	FG	FGA	PCT
1. Kentucky	38	1134	2396	.473
2. Arkansas	36	969	2106	.460
3. Texas A&M	31	804	1754	.458
4. LSU	31	853	1893	.451
5. Florida	36	953	2119	.450
6. Mississippi State	32	821	1849	.444
7. Georgia	34	836	1903	.439
8. Auburn	32	861	1969	.437
9. Vanderbilt	35	815	1896	.430
10. Alabama	34	809	1910	.424
11. Ole Miss	36	914	2161	.423
12. Tennessee	32	803	1903	.422
13. South Carolina	37	923	2198	.420
14. Missouri	32	744	1893	.393

FG PERCENTAGE DEFENSE

TEAM	G	FG	FGA	PCT
1. South Carolina	37	789	1969	.401
2. Texas A&M	31	739	1829	.404
3. Alabama	34	748	1848	.405
4. Florida	36	849	2072	.410
5. Georgia	34	832	2025	.411
6. Arkansas	36	875	2090	.419
7. Kentucky	38	979	2309	.424
8. Vanderbilt	35	862	2029	.425
9. Ole Miss	36	938	2206	.425
10. Tennessee	32	783	1832	.427
11. Mississippi State	32	792	1852	.428
12. Missouri	32	779	1821	.428
13. Auburn	32	861	1972	.437
14. LSU	31	897	1899	.472

3-POINT FG PERCENTAGE

TEAM	G	3P	3PA	PCT
1. Vanderbilt	35	346	921	.376
2. Auburn	32	289	789	.366
3. Arkansas	36	230	631	.365
4. Florida	36	278	776	.358
5. Kentucky	38	267	756	.353
6. Ole Miss	36	283	814	.348
7. Mississippi State	32	247	711	.347
8. South Carolina	37	248	735	.337
9. LSU	31	196	584	.336
10. Texas A&M	31	189	574	.329
11. Tennessee	32	189	579	.326
12. Georgia	34	175	538	.325
13. Alabama	34	225	710	.317
14. Missouri	32	225	739	.304

SCORING MARGIN

TEAM	G	OFF	DEF	MARGIN
1. Kentucky	38	84.9	71.5	+13.4
2. Florida	36	77.9	66.5	+11.4
3. South Carolina	37	73.2	65.2	+7.9
4. Arkansas	36	79.3	73.9	+5.4
5. Alabama	34	68.5	64.7	+3.8
6. Vanderbilt	35	71.1	68.1	+3.0
7. Texas A&M	31	70.2	67.8	+2.4

8. Ole Miss	36	78.0	76.3	+1.7
9. Tennessee	32	74.5	73.0	+1.5
10. Georgia	34	71.6	70.4	+1.2
11. Mississippi State	32	72.5	71.3	+1.2
12. Auburn	32	80.4	79.6	+0.8
13. Missouri	32	69.2	72.9	-3.8
14. LSU	31	74.8	83.0	-8.2

FREE THROW PERCENTAGE

TEAM	G	FT	FTA	PCT
1. Vanderbilt	35	513	660	.777
2. Arkansas	36	610	802	.761
3. Georgia	34	588	777	.757
4. Ole Miss	36	696	926	.752
5. Tennessee	32	588	807	.729
6. Florida	36	620	851	.729
7. Kentucky	38	690	981	.703
8. South Carolina	37	611	875	.698
9. LSU	31	417	599	.696
10. Mississippi State	32	431	627	.687
11. Missouri	32	500	732	.683
12. Auburn	32	562	836	.672
13. Alabama	34	487	746	.653
14. Texas A&M	31	379	584	.649

ASSISTS

TEAM	G	ASST	AVG
1. Texas A&M	31	489	15.8
2. Kentucky	38	585	15.4
3. Tennessee	32	441	13.8
4. Arkansas	36	488	13.6
5. Auburn	32	421	13.2
6. Ole Miss	36	465	12.9
7. Vanderbilt	35	450	12.9
8. LSU	31	397	12.8
9. Georgia	34	430	12.6
10. South Carolina	37	467	12.6
11. Florida	36	451	12.5
12. Mississippi State	32	386	12.1
Missouri	32	386	12.1
14. Alabama	34	390	11.5

BLOCKED SHOTS

TEAM	G	BLK	AVG
1. Texas A&M	31	173	5.6
2. Kentucky	38	201	5.3
3. Auburn	32	162	5.1
4. Florida	36	172	4.8
5. Arkansas	36	165	4.6
6. Tennessee	32	146	4.6
7. Ole Miss	36	152	4.2
8. Alabama	34	141	4.1
9. Mississippi State	32	131	4.1
10. South Carolina	37	142	3.8
11. Vanderbilt	35	134	3.8
12. Georgia	34	127	3.7
13. LSU	31	110	3.5
14. Missouri	32	68	2.1

STEALS

TEAM	G	STL	AVG
1. South Carolina	37	288	7.8
2. Florida	36	271	7.5
3. Mississippi State	32	239	7.5
4. Arkansas	36	266	7.4
5. Auburn	32	236	7.4
6. Ole Miss	36	243	6.8
7. Missouri	32	200	6.3
8. Kentucky	38	229	6.0
9. LSU	31	186	6.0
Texas A&M	31	186	6.0
11. Alabama	34	200	5.9
12. Tennessee	32	175	5.5
13. Georgia	34	182	5.4
14. Vanderbilt	35	147	4.2



Ole Miss finished second in the SEC in rebounding, averaging 39.5 per game.

2016-17 SEC INDIVIDUAL STATISTICS

SCORING

PLAYER, TEAM	G	FG	3P	FT	PTS	AVG
1. Sindarius Thornwell, SC	31	195	58	215	663	21.4
2. Malik Monk, UK	38	251	104	148	754	19.8
3. J.J. Frazier, UG	34	199	55	187	640	18.8
4. Yante Maten, UG	29	179	21	149	528	18.2
5. Antonio Blakeney, LS	31	194	53	92	533	17.2
6. De'Aaron Fox, UK	36	214	17	156	601	16.7
7. Quindarry Weatherspoon, MS	29	173	47	85	478	16.5
8. Deandre Burnett, UM	33	139	73	192	543	16.5
9. Mustapha Heron, AU	32	152	44	137	485	15.2
10. Sebastian Saiz, UM	36	181	21	160	543	15.1
11. Terence Davis, UM	36	200	49	86	535	14.9
12. Dusty Hannahs, AR	36	168	74	108	518	14.4
13. Tyler Davis, AM	31	166	0	106	438	14.1
14. KeVaughn Allen, UF	36	168	78	91	505	14.0
15. PJ Dozier, SC	36	191	42	77	501	13.9
16. Matthe Fisher-Davis, VU	34	145	84	98	472	13.9
17. Admon Gilder, AM	31	146	58	75	425	13.7
18. Robert Hubbs III, UT	32	170	4	93	437	13.7
19. Daryl Macon, AR	36	141	65	136	483	13.4
20. Luke Kornet, VU	35	145	53	120	463	13.2

REBOUNDING

PLAYER, TEAM	G	OFF	DEF	REB	AVG
1. Sebastian Saiz, UM	36	122	287	409	11.4
2. Robert Williams, AM	31	94	159	253	8.2
3. Edrice Adebayo, UK	38	118	186	304	8.0
4. Moses Kingsley, AR	36	79	198	277	7.7
5. Derek Ogbeide, UG	34	78	181	259	7.6
6. Sindarius Thornwell, SC	31	77	144	221	7.1
7. Jeff Roberson, VU	35	70	176	246	7.0
8. Tyler Davis, AM	31	95	121	216	7.0
9. Yante Maten, UG	29	72	125	197	6.8
10. Bola Olaniyan, UA	33	89	123	212	6.4
11. Duop Reath, LS	31	65	128	193	6.2
12. Luke Kornet, VU	35	53	164	217	6.2
13. Devin Robinson, UF	36	62	158	220	6.1
14. Mustapha Heron, AU	32	52	143	195	6.1
15. Chris Silva, SC	37	84	141	225	6.1
16. Aric Holman, MS	32	57	136	193	6.0
17. Kevin Puryear, MO	32	58	133	191	6.0
18. Grant Williams, UT	32	94	95	189	5.9
19. Braxton Key, UA	34	54	139	193	5.7
20. Donta Hal, UA	34	66	120	186	5.5

FIELD GOAL PERCENTAGE

PLAYER, TEAM	G	FG	FGA	PCT
1. Tyler Davis, AM	31	166	269	.617
2. Yante Maten, UG	29	179	345	.519
3. Duop Reath, LS	31	157	308	.510
4. Terence Davis, UM	36	200	415	.482
5. De'Aaron Fox, UK	36	214	447	.479
6. Sebastian Saiz, UM	36	181	386	.469
7. Quindarry Weatherspoon, MS	29	173	369	.469
8. Robert Hubbs III, UT	32	170	364	.467
9. Antonio Blakeney, LS	31	194	424	.458
10. Malik Monk, UK	38	251	558	.450

3-POINT FG PERCENTAGE

PLAYER, TEAM	G	3P	3PA	PCT
1. Riley Lachance, VU	35	70	144	.486
2. Bryce Brown, AU	28	56	140	.400
3. Malik Monk, UK	38	104	262	.397
4. Dusty Hannahs, AR	36	74	191	.387
5. Deandre Burnett, UM	33	73	194	.376
6. Matthe Fisher-Davis, VU	34	84	226	.372
7. KeVaughn Allen, UF	36	78	211	.370
8. Danjel Purifoy, AU	29	59	160	.369

3-POINTERS MADE PER GAME

PLAYER, TEAM	G	3PM	AVG
1. Malik Monk, UK	38	104	2.7
2. Matthe Fisher-Davis, VU	34	84	2.5
3. Deandre Burnett, UM	33	73	2.2
4. KeVaughn Allen, UF	36	78	2.2
5. Dusty Hannahs, AR	36	74	2.1
6. Danjel Purifoy, AU	29	59	2.0
7. Riley Lachance, VU	35	70	2.0
8. Bryce Brown, AU	28	56	2.0
9. Lamar Peters, MS	30	59	2.0
10. Admon Gilder, AM	31	58	1.9
Sindarius Thornwell, SC	31	58	1.9

FREE THROW PERCENTAGE


PLAYER, TEAM	G	FT	FTA	PCT
1. Dusty Hannahs, AR	36	108	119	.908
2. J.J. Frazier, UG	34	187	211	.886
3. KeVaughn Allen, UF	36	91	103	.883
4. Canyon Barry, UF	35	113	128	.883
5. Deandre Burnett, UM	33	192	218	.881
6. Danjel Purifoy, AU	29	80	91	.879
7. Daryl Macon, AR	36	136	157	.866
8. Luke Kornet, VU	35	120	140	.857
9. Robert Hubbs III, UT	32	93	111	.838
10. Sindarius Thornwell, SC	31	215	259	.830

ASSISTS

PLAYER, TEAM	G	NO	AVG
1. De'Aaron Fox, UK	36	165	4.6
2. I.J. Ready, MS	28	127	4.5
3. Kasey Hill, UF	36	161	4.5
4. Terrence Phillips, MO	32	142	4.4
5. Isaiah Briscoe, UK	36	151	4.2
6. J.J. Frazier, UG	34	140	4.1
7. Riley Lachance, VU	35	137	3.9
8. Admon Gilder, AM	31	120	3.9
9. Chris Chiozza, UF	36	135	3.8
10. Skylar Mays, LS	31	113	3.6

STEALS

PLAYER, TEAM	G	NO	AVG
1. Sindarius Thornwell, SC	31	66	2.1
2. Admon Gilder, AM	31	60	1.9
3. J.J. Frazier, UG	34	63	1.9
4. Quindarry Weatherspoon, MS	29	50	1.7
5. PJ Dozier, SC	36	60	1.7
Kasey Hill, UF	36	60	1.7
7. I.J. Ready, MS	28	45	1.6
8. De'Aaron Fox, UK	36	53	1.5



Sebastian Saiz led the SEC in rebounding with 11.4 per game and was the only player in the league to average a double-double (15.1 ppg, 11.4 rpg).

9. Danjel Purifoy, AU	29	41	1.4
10. Terence Davis, UM	36	50	1.4

BLOCKED SHOTS

PLAYER, TEAM	G	NO	AVG
1. Moses Kingsley, AR	36	93	2.6
2. Robert Williams, AM	31	77	2.5
3. Luke Kornet, VU	35	71	2.0
4. Aric Holman, MS	32	64	2.0
5. Grant Williams, UT	32	61	1.9
6. Kevarrius Hayes, UF	36	60	1.7
7. Edrice Adebayo, UK	38	57	1.5
8. Duop Reath, LS	31	46	1.5
9. Yante Maten, UG	29	43	1.5
10. Donta Hall, UA	34	48	1.4

ASSIST-TURNOVER RATIO

PLAYER, TEAM	G	AST	AVG RAT	
1. Chris Chiozza, UF	36	135	56	2.4
2. I.J. Ready, MS	28	127	54	2.4
3. Riley Lachance, VU	35	137	67	2.0
4. De'Aaron Fox, UK	36	165	87	1.9
5. Terrence Phillips, MO	32	142	79	1.8
6. J.J. Frazier, UG	34	140	80	1.8
7. Jalyn Patterson, LS	31	93	54	1.7
8. Isaiah Briscoe, UK	36	151	89	1.7
9. Skylar Mays, LS	31	113	69	1.6
10. Lamar Peters, MS	30	101	68	1.5

OLE MISS BASKETBALL HISTORICAL TIMELINE

January 28, 1909

Ole Miss plays its first organized basketball game, but the celebration is cut short by a 12-11 loss to the Memphis Physicians. Legend has it that Ole Miss led 7-6 at the half, but lost out in the second half when “with the wind at their backs, the Physicians overcame our half-time lead for a narrow victory.” The game was reportedly played outdoors on a court located behind the Lyceum on the Oxford campus.

February 17, 1909

Ole Miss decides to save the best for last as the team records its first ever victory the last game of the season with a 28-11 win over Mississippi College. Ole Miss finishes the 1909 season 1-4.

1922

One year after the organization's formation, Ole Miss joins the Southern Conference.

January 27, 1925

With a 35-17 victory over Centenary, Ole Miss collects its 100th victory in the program's history.

May 1, 1926

A 38-23 loss to North Carolina in the championship game of the Southern Conference Tournament ends a win streak for Ole Miss, as the team rolled out a 12-game overall and nine-game away/neutral win streak. The 12-game streak, which started Jan. 16, 1926, with a road victory over rival LSU, remained the longest in school history until the 2007-08 squad put together 13 straight wins.

February 28, 1928

After rattling off victories over N.C. State, LSU and Kentucky, a 31-30 win over Auburn made Ole Miss Southern Conference Tournament Champions. (see story inset) Coach Homer Hazel's Mississippians finished the 1928 season 10-9.

December 8-9, 1932

At the annual Southern Conference meeting in Knoxville, Tenn., Ole Miss along with the other 12 schools west and south of the Appalachian Mountains reorganized to form the Southeastern Conference. Ten of those charter members (Alabama, Auburn, Florida, Georgia, Kentucky, LSU, Ole Miss, Mississippi State, Tennessee and Vanderbilt) still remain as members of the SEC.



1928 Southern Conference Tournament Champions

TEAM OF DESTINY WINS IT - GREAT RALLY TURNS TIDE

By Morgan Blake
(originally published in the 1928 Ole Miss Yearbook)

Ole Miss, the Team of Destiny, is champion of the South in basketball. A fighting clan that refused to surrender when the clouds were blackest today is king of the great indoor game.

It was an amazing and courageous comeback that won the title for Ole Miss after Auburn had taken a twelve-point lead in the second half and seemed as sure of winning as anything in this uncertain world can be.

The score at one stage of the second half was, Auburn 25, Ole Miss 13. The thousand or more Auburn students and alumni in the auditorium were in the seventh heaven of delight. They smelled the bacon frying and they knew the feast was for them. The Tigers had been outplaying their enemies all the way through and were marching on to glory and fame. Some of the spectators were yawning a bit. Many were a bit sorry for Ole Miss and hoped they would make just a few more points so as not to be humiliated.

And then - Captain Robert M. Lee, the long, lanky leader of the Mississippians, rallied his clan for a final desperate drive. It was the last charge of the old guard. Up the slope they came, snarling, growling, fighting their way through all obstacles. The Tigers, surprised by the sudden fury of a team that had been so docile, wavered before the charge. Doggedly they fought back, but the storm engulfed them. The Team of Destiny was on its way. Two points, two points, two points! With monotonous regularity Ole Miss was sinking them. Now they are just two points behind. Now they are even. Now they are two points ahead. And it's a minute and three-quarters to play. Captain Lee fouls, and Auburn shoots a free throw. Now it's Ole Miss, 31; Auburn, 30.

The seconds were about gone. Down the floor comes Auburn with the last spring left in the Tiger. A desperate try for a goal that goes wild. The pistol cracks. The game is over. The Team of Destiny had won by one little point, which, however, was as big as Stone Mountain so far as the effectiveness of it was concerned.

The grim gods of fate who had given Auburn one-point victories over Clemson and Georgia Tech in the early games of the tournament deserted the Tigers in the big crisis, and smiled upon the opposition. The grim gods often do things like that.

January 10, 1936


In the first game of the 1936 season, Ole Miss reached its 200th win in the program's history with a 41-40 squeaker over Memphis Coca-Cola. Forward George Clay led the attack for Ole Miss with 13 points.

May 5, 1938


A 58-47 loss to Georgia Tech in the SEC Tournament Championship Game ends a nine-game overall SEC win streak by the Rebels that started Feb. 5, 1938, with a 45-44 win over in-state rival Mississippi State.

1937-38


Bonnie Graham leads the SEC in scoring with his 17.4 average, the first player to ever average more than 17 a game in the SEC. In the conference tournament, he scores 71 points and a single-game high of 27. Graham also becomes Ole Miss' first basketball All-America selection.



A star left-handed pitcher, Joe Gibbon was on a baseball scholarship at Ole Miss and had to ask hoops coach Country Graham for permission to report for basketball. Lucky for the Rebels, Coach Graham agreed, and Gibbon put together a remarkable season in 1957 when he finished second in the nation in scoring with 30.1 points per game. The talented athlete went on to enjoy a 13-year Major League Baseball career.



B.L. "Country" Graham, who was the first All-American basketball player in school history, also stands as the second all-time winningest coach in program annals with 144 wins from 1950-62. In the picture above, he runs through plays with pupil and future Ole Miss head coach Cob Jarvis.



He played just one season before turning pro, but in 1970-71 Johnny Neumann put up numbers that may never again be reached by a Rebel, or any other Southeastern Conference player. Neumann led the nation with a 40.1 scoring average, by far a school record and behind only Pete Maravich's three legendary seasons in the league record books. Neumann still owns five of the top six single-game scoring marks in school history. Despite also being an Academic All-American, he left school after his sophomore season to join the Memphis Tams of the ABA, and enjoyed a seven-year career in the ABA and NBA.

February 26, 1945

Ole Miss achieves its 300th win in the last regular-season game of the year with a 76-24 stomping of Arkansas State. Three Rebels hit double-digit scoring that night with M.C. McMullen collecting 20, Doug Krell posting 13 and Bob McCain with 12.

December 10, 1953

A new record is set for the Rebels as the team reaches the most points scored by Ole Miss in a single game with a 118-82 win over Union. Cob Jarvis leads the way with 37 points on 13 field goals and 11 free throws. Denver Brackeen follows close behind with 31 points.

January 17, 1955

With former Rebel B.L. "Country" Graham as head coach, Ole Miss records its 400th win in program history by beating Vanderbilt 77-63.

1954-55

While being chosen as UPI's SEC Player of the Year and AP's SEC Most Valuable Player, center Denver Brackeen becomes the program's second player selected to All-America honors. His 27.2 scoring average leads the league.

1956-57

After becoming only the second player in SEC history to average more than 30 points, forward Joe Gibbon is named to multiple All-America teams.

February 22, 1958

Coach Graham once again makes Ole Miss history as he collects his 100th win as head coach, making him the first Ole Miss coach to reach the century mark. The Rebels helped accomplish this with an 83-68 victory over Tulane.

1963-64

A star on the court and on the baseball diamond, guard Don Kessinger is named an All-American after setting 18 Ole Miss basketball records.

January 30, 1965

After edging out Tulane with a 62-60 win in Oxford, Ole Miss reaches the 500-win mark for the program's history. Two Rebels had double-doubles with Fred Stanley collecting 21 points and 12 rebounds and Jim Robbins posting 13 points and 10 rebounds. Jack Steinhart and James Bobe also greatly contributed with 17 rebounds and 11 points, respectively.

February 21, 1966

Ole Miss basketball gets a new home in the Rebel Coliseum, later to be named after then-Athletics Director C.M. "Tad" Smith. However, Kentucky spoils the inaugural game by defeating the Rebels 108-65.

1970-71


Forward Johnny Neumann earns All-America honors in his first and only season as a Rebel, setting numerous school records along the way.

December 7, 1974


The program collects its 600th victory by defeating Texas in Oxford 82-74. Four Rebels scored in double digits with Bob Mahoney pacing the team with 21 points. Herb Wright followed with 18 points while Dave Shepard had 15 and Walter Actwood 13.

1978-79

After leading the SEC in scoring with 26.3 points per game, forward John Stroud receives All-America honorable mention plaudits.



Known among Rebel circles as "Mr. Clutch," Carlos Clark finished his impressive Ole Miss career having buried four game-winning shots at the buzzer, including a 15-footer on March 6, 1980, that gave Ole Miss its first postseason win, 76-74, over Grambling in the NIT Clark's freshman season. He went on to be drafted by the Boston Celtics, and helped them to the 1984 NBA Championship.



Bob Weltlich is carried off the court by his Rebel players after the 1981 SEC Tournament Championship victory over Dominique Wilkins and the Georgia Bulldogs.

March 6, 1980

Ole Miss earns its first postseason tournament victory after getting by Grambling 76-74 at Tad Smith Coliseum. The road to the NIT championship had to end, though, when Minnesota proved to be too much and defeated the Rebels 58-56.

1979-80

Earning the highest career point total in Ole Miss history and still the third-most in league annals with 2,328 points, John Stroud is selected to All-America honors for the second straight season.

March 7, 1981

The underdog Rebels, who finished sixth in the league in the regular season, defeated Tennessee and Vanderbilt before earning the title with a 66-62 upset of Georgia in the finals of the 1981 SEC Tournament, propelling Ole Miss to its NCAA Tournament debut.

March 13, 1981

The Rebels play in their first NCAA Tournament and barely miss a second-round showing with a narrow 69-66 defeat to perennial power Kansas in Wichita.

December 18, 1982

Ole Miss posts the 700th win in program history with a 67-60 victory over Central Arkansas in Oxford. The Rebels sealed the victory behind Carlos Clark and Roger Steig's 16 points apiece.

1981-82

Forward Carlos Clark is named AP All-America honorable mention following a junior year in which he scored 21.1 points per game and helped Ole Miss to an 18-12 record and NIT appearance. Between his junior and senior seasons, Clark had a streak of 37 straight games in which he posted double-figure point totals.

1987-88

Becoming the first player in Ole Miss history to record 500 points, 100 rebounds and 100 assists, guard Rod Barnes is named to an honorable mention All-American and finished third in the coaches' balloting for SEC Player of the Year.

March 4, 1989

Ole Miss defeats LSU 113-112 in overtime in perhaps the greatest one-on-one duel in Southeastern Conference history. LSU's Chris Jackson tallied 55 points, while the Rebels' Gerald Glass hit for 53. The 108 combined points is the most by two players in an SEC game. More importantly, Glass led Ole Miss to victory in dramatic fashion. With seven minutes left in overtime, Glass had 47 points, but had missed seven straight shots while going scoreless for the final four minutes of regulation and the first three minutes of overtime. LSU led 110-107, and Glass had been pestered by four different Tiger defenders to make him exhausted. But with a final surge, Glass tipped in a rebound to narrow the margin to one point, hit a 3-pointer to tie the score and drained the free throw with nine seconds left that gave Ole Miss the victory in the regular-season finale.

1988-89

In his first season as a Rebel, forward Gerald Glass is named an honorable mention All-American.



"World Class" Gerald Glass was a household name and a fan favorite during his two standout seasons with Ole Miss. He was thought by many to be the top college player in the nation his senior season, when he earned his second straight All-America honorable mention accolade. Glass was taken in the first round of the 1990 NBA Draft and played for Minnesota, Detroit, New Jersey and Charlotte during his pro career.



Ansu Sesay cuts down the nets following the Rebels' 74-68 win over LSU that propelled them to the 1997 SEC Western Division title. It was the first of four SEC West titles for Ole Miss. Sesay was part of back-to-back titles, celebrating the 1998 crown in his All-American senior season.

March 9, 1990

Ole Miss marks its 800th program victory with a 65-62 win over Vanderbilt during the SEC Tournament. Gerald Glass and Tim Jumper help the Rebels edge by the Commodores with their 15-point performances. Patrick Eddie played his part by recording a double-double with 14 points and 10 rebounds.

1989-90

After finishing his two-year career at Ole Miss with 1,564 points, Gerald Glass receives his second All-America honorable mention accolade.

June 27, 1990

Gerald Glass becomes the first Ole Miss player to be selected in the first round of the NBA Draft. He went 20th overall to the Minnesota Timberwolves.

January 11, 1997

Ole Miss upends No. 3-ranked and defending national champion Kentucky 73-69. The upset snapped the Wildcats' 14-game win streak and propelled the Rebels to their first top-25 ranking in school history, jumping to No. 20 in the AP poll. That season began an unprecedented Rebel run of six straight postseason appearances and back-to-back SEC Western Division championships.

February 26, 1997

Coach Rob Evans leads the Rebels to win their first SEC Western Division title after defeating LSU 74-68 in the last home game of the regular season.

February 11, 1998

Ole Miss hits 900 victories with an 87-76 win over Vanderbilt. All-Americans Keith Carter and Ansu Sesay push the Rebels to the victory. Carter collected 17 points, three assists and three rebounds, while Sesay posted 14 points, including a 2-for-2 night from behind the arc, and 12 rebounds.

February 28, 1998

The program gets its second straight SEC Western Division title after recording a 74-67 win versus Auburn in the regular-season finale. Ole Miss went on to receive a No. 4 seed in the NCAA Tournament, but a little-known team from Valparaiso spoils the Rebels' postseason plans.

December 29, 1998

Ole Miss claims its largest margin of victory in a single game with a 111-50 win over Prairie View. The game also marked the third time that season that Ole Miss broke triple digits in scoring.

1997-98

One of two Rebels to ever record 1,000 points, 600 rebounds and 200 assists, forward Ansu Sesay is named a consensus All-American, as well as receiving SEC Player of the Year honors. "We Say Sesay" becomes a familiar chant among Rebel fans, and Sesay does his part by scoring in double figures for the final 53 games of his career.

March 12, 1999

After losing a heartbreaker at the buzzer to Valparaiso just the season before in the opening round of the NCAA Tournament, the Rebels record their first NCAA Tournament win by defeating Villanova 72-70. Ole Miss did not make it to the Sweet 16 because Michigan State defeated the Red and Blue 74-66 in the second round.

January 13, 1999

Homecourt advantage was an understatement for the Rebels in the late 1990s. From Jan. 11, 1997 to this date Ole Miss went on a 29-home game winning streak. However, all good things must come to an end, and Auburn ended the Rebels' streak with a 74-59 win.

1998-99

Finishing atop the Ole Miss three-pointers chart with 249 for his career, guard Keith Carter is named an honorable mention All-American.

March 3, 2001

After crushing Alabama 105-71, Ole Miss earns its third SEC Western Division title. Jason Holmes tallies a game-high 26 points on the night after going 7-of-13 shooting, including 5-of-9 from three-point range. Jason Flanigan contributes 17 points with 10 of those coming from the free throw line.

March 18, 2001

It took the smallest Rebel of all time to hit the biggest shot in Ole Miss hoops history. Coming off only their second NCAA Tournament win ever, the Rebels found themselves trailing Notre Dame by one point with a minute remaining in the second round of the 2001 Big Dance. With the shot clock running down and 48 seconds left, 5-foot-5 Jason Harrison drilled a deep three from the top of the arc to hand Ole Miss a two-point advantage that it would not relinquish en route to a 59-56 victory. One of the more memorable moments of the 2001 tourney, Harrison's trey propelled Ole Miss to the program's first Sweet 16 appearance and highlighted the finest season in school history, as the Rebels fin-




Jason Harrison drained several big shots during his career, but none more significant than the deep trey that found the bottom of the net in the waning moments of the 2001 NCAA Tournament second-round game vs. Notre Dame. The bucket propelled Ole Miss to a 59-56 win and its first trip to the Sweet Sixteen.

CHAMPIONSHIP TEAMS



1928 Southern Conference Tournament

Front Row (L to R): Ary Phillips, Dewitt Laird, Robert M. "Lila" Lee (Captain), James Ogden, unidentified
 Back Row (L to R): Homer Hazel (Head Coach), Andral "Doc" Dugger, Robert A. "Parson" Shelby, Cary Phillips



1981 SEC Tournament

Front Row (L to R): Mickey Thames (Asst. Strength Coach), Tim Garl (Asst. Trainer), Lee Bethea (Student Trainer), Cecil Dowell, Brad Pierce, Chris Barrett, James Green, Ken Coghlan, Carlos Clark, Sean Tuohy, Jim Sledge (Manager), Carroll Kirkpatrick (Manager), Blake Barnes (Equipment Manager)
 Back Row (L to R): Warner Alford (Athletics Director), Mike Hanks (Asst. Coach), John Prince (Asst. Coach), Steve Allen, Curtis McAlister, Rob Drum, Tim Thomas, Bob Weltlich (Head Coach), Lane Shoup, Roger Stieg, Norman Miller, Elston Turner, Eddie Oran (Asst. Coach), Ron Reed (Asst. Coach)



1997 SEC Western Division

Front Row (L to R): Anthony Boone, Ansu Sesay, Oliver Morton, Johnnie Rogers, Anthony Burks, Jon Cantrell, Jason Smith.
 Middle Row (L to R): Corwin Curtis (Manager), Michael White, Joezon Darby, Michael Boone, Keith Carter, Chris Oney, Hunter Carpenter, Brian Russell (Coliseum Manager)
 Back Row (L to R): Josh Hardin (Student Trainer), Jeffrey Moore (Trainer), Russ Pennell (Asst. Coach), Rob Evans (Head Coach), Rod Barnes (Asst. Coach), Dan O'Dowd (Asst. Coach), Jamie Capers (Manager), Scott Aldridge (Manager)

ished No. 9 in the nation with a 27-8 mark and a third SEC Western Division title in five years.

2000-01

Forward Rahim Lockhart, whose 13.0 points and 8.1 rebounds per game helped Ole Miss to such great success in 2001, is named an All-America selection.

December 1, 2001

On December 19, 1995, Ole Miss beat Southern Miss 113-107 in two overtimes, starting a 44-game non-SEC homecourt win streak that ended with a 71-70 loss to George Mason. During this time, the streak was the second longest in the nation.

December 28, 2002

Ole Miss collects its 1,000th win in program history by rolling over Arkansas-Pine Bluff 71-38 at Tad Smith Coliseum. Justin Reed leads the Rebels by posting a double-double of 15 points and 11 rebounds.

February 10, 2007

Rebel fans pack Tad Smith Coliseum, as a record "Tad Pad" crowd of 9,452 watches Ole Miss upset No. 18 Alabama 75-69. Clarence Sanders scores 11 of the Rebels' last 12 points to cap a comeback on the Crimson Tide.

March 3, 2007

Ole Miss clinches its fourth SEC Western Division championship and first since 2001 with a thrilling victory over Auburn in the regular-season finale. With both teams playing for the crown, the Rebels force consecutive turnovers to outscore the Tigers 9-2 over the final 40 seconds. With the game tied, Bam Doyne hits all four of his free throw attempts over the last 3.8 ticks to secure the 83-79 win. The Rebels' four SEC West titles from 1997-2007 is the most of any division rival over that span.

March 11, 2007

After a four-year drought, the Ole Miss basketball team returns to postseason play, as the Rebels receive a bid to the NIT. Ole Miss enters postseason play for the 13th time in the program's history and the first time since earning an NCAA Tournament berth in 2002.

December 24, 2007

Ole Miss receives recognition for its school-record best start of 11-0 (which climbed to 13-0 before the first loss) and an upset of No. 15 Clemson as the Rebels are ranked No. 22 and No. 24 in the Associated Press and

ESPN/USA Today Polls, respectively.

January 2, 2008

At 13-0, Ole Miss set a new mark for the best start in school history, besting the 1936-37 and 2000-01 teams that reeled off 11 straight wins to open their seasons. With the 86-50 win over Alabama A&M, Ole Miss also broke the school record for most consecutive wins after the previous record had stood for more than 80 years.

January 28, 2008

Ole Miss announces plans for a 51,000-square-foot basketball practice facility that promises to greatly enhance the Rebel hoops program in many ways.

April 1, 2008

Ole Miss makes an impressive run en route to the NIT quarterfinals played in New York City at historic Madison Square Garden. It's the first time in school history that Ole Miss made it to the Garden. However, the dream of reaching the NIT final is short-lived in an 81-69 defeat to eventual champion Ohio State.

February 21, 2009

Ole Miss celebrates the First 100 Years of its basketball program with a weekend of festivities, culminating in a 69-47 rout of the Georgia Bulldogs at Tad Smith Coliseum.

January 2010

The majestic \$13 million Basketball Practice Facility opens for daily use by the men's and women's programs. It includes state-of-the-art areas for training and practice, as well as luxurious locker rooms, team lounges and coaches offices.


March 6, 2010

Chris Warren leads a big second-half comeback to spur the Rebels to a 68-66 win at Arkansas and claim a share of their fifth SEC Western Division title.

March 30, 2010


With wins over Troy, Memphis and a double-OT thriller against Texas Tech, Ole Miss reaches the NIT Final Four for the second time in three years. Trailing by just one point with 36 seconds left, the Rebels cannot edge out eventual champion Dayton, falling 68-63 at Madison Square Garden.

CHAMPIONSHIP TEAMS



1998 SEC Western Division

Front Row (L to R): Jon Cantrell, Michael Boone, Keith Carter, Joezon Darby, Michael White, Jason Flanigan, Hunter Carpenter, Chris Oney, Jason Smith, Anthony Boone
 Back Row (L to R): Russ Pennell (Asst. Coach), Dan O'Dowd (Asst. Coach), Rod Barnes (Asst. Coach), Rob Evans (Head Coach), Ansu Sesay, John Engstrom, Johnnie Rogers, Rahim Lockhart, Brian Russell (Equipment Manager), Scott Lewis (Manager), Kris Brasher (Student Trainer), Derrick Wrobel (Manager), Scott Aldridge (Manager), Jeffrey Moore (Trainer), Jamie Capers (Manager)



2001 SEC Western Division


Front Row (L to R): Justin Reed, Derrick Allen, Aaron Harper, Carey Crain, Jason Flanigan, John Pilger, Jason Harrison, David Sanders, Emmanuel Wade, Josh Hayes, Jason Holmes, Richard Kirkin
 Back Row (L to R): Dustin Harris (Manager), Brandon Martin (Student Trainer), Ron Wilson (Manager), Seth Walker (Manager), Wayne Brent (Asst. Coach), Marc Dukes (Asst. Coach), Eric Bozeman (Asst. Coach), John Gunn, Rahim Lockhart, John Engstrom, Rod Barnes (Head Coach), Grant Pate (Admin. Asst.), Lemuel Jones (Grad. Admin. Aide), Jeffrey Moore (Trainer), Mike Vinson (Asst. Strength & Conditioning Coach), Brandon Beckett (Asst. Strength & Conditioning Coach), Amasico Rainer (Manager)



2007 SEC Western Division

Front Row (L to R): Brian Smith, Rodney Jones, Clarence Sanders, Bam Doyne, Todd Abernethy, Justin Cerasoli, Patrick Spach, Kiah Brown
 Back Row (L to R): Will Poole, Kenny Williams, Andy Ogide, Xavier Hansbro, Dwayne Curtis, Jermy Parnell, Trey Hampton, Brandon Patterson, David Huertas

CHAMPIONSHIP TEAMS



2010 SEC Western Division

Front Row (L to R): Michael Halford, Nick Williams, Terrico White, Chris Warren, Will Bogan, Trevor Gaskins, Logan Nutt
 Back Row (L to R): Murphy Holloway, DeAngelo Riley, Kevin Cantinol, DeAundre Cranston, Reginald Buckner, Terrance Henry, Zach Graham, Eniel Polynice



2013 SEC Tournament

From left to right: (back row) Terry Brutus, Will Norman, Anthony Perez, Reginald Buckner, Murphy Holloway, Jason Carter, Demarco Cox, Aaron Jones; (front) Cade Peeper, Nick Williams, Martavious Newby, Derrick Millinghaus, LaDarius White, Jarvis Summers, Marshall Henderson



Players and coaches celebrate after knocking off the Florida Gators 66-63 to win the 2013 SEC Tournament Championship in Nashville and earn the Rebels' first NCAA Tournament bid under head coach Andy Kennedy.

August 9, 2011

Ole Miss announces the monumental Forward Together capital campaign, which seeks to raise \$150 million for a new basketball arena and improvements to existing football and other athletics facilities.

February 23, 2013

Andy Kennedy sets the Ole Miss career wins record with his 145th win as Rebel head coach as Ole Miss rolled over Auburn 88-55 at Tad Smith Coliseum.

March 17, 2013

Murphy Holloway scored 23 points and Marshall Henderson had 21 as Ole Miss knocked off Florida 66-63 in Nashville, Tenn., and won its first SEC Tournament title since 1981. The victory gave the Rebels their first NCAA tournament berth since 2002.

March 24, 2013

Marshall Henderson set the SEC record with his 138th made 3-pointer and broke the NCAA record with his 394th attempt.

February 27, 2014

Marshall Henderson set the SEC record with a 3-pointer in his 61st consecutive game, breaking Arkansas guard Pat Bradley's previous league mark of 60. Henderson finished his career with a 3-pointer in all 66 games.

March 17, 2015

Stefan Moody scored a team-high 26 points, as Ole Miss overcame a 17-point halftime deficit to knock off BYU 94-90 in the opening round of the NCAA Tournament in Dayton. The combined 184 points made it the highest scoring game of that year's tournament.

March 21, 2017

After helping Ole Miss knock off Monmouth and Syracuse on the road to secure a spot in the NIT Quarterfinals, Sebastian Saiz grabbed 15 boards in his final game as a Rebel to become just the seventh player in SEC history with 1,000 points, 1,000 rebounds and 100 blocked shots.

OLE MISS BASKETBALL ALL-CENTURY TEAM

Highlighting the season-long celebration of the "First 100 Years of Ole Miss Basketball" in 2008-09, Ole Miss athletics officials proudly announced on Feb. 12, 2009, the C Spire All-Century Team. The honorees were publically recognized during halftime of the Feb. 21 home game vs. Georgia.

The All-Century Team was selected following a vote of fans on OleMissSports.com and a committee of officials from the athletics department and the M-Club Alumni Chapter. The fans' top 10 choices automatically qualified, and the remaining spots were chosen by the committee. The ballot included any Rebel that earned All-SEC honors or scored 1,000 or more points in his career, excluding current players, for a total of 41 nominees. Fans also had the opportunity to email write-in votes.

The All-Century Team was not divided by position or first, second or third team, as all 19 players hold the same rank on the squad.

The team includes all 13 Rebels that earned All-America honors in their career and the top nine scorers in school history at the time. The list also contains three Associated Press SEC Players of the Years (Denver Brackeen, 1955; Johnny Neumann, 1971; Ansu Sesay, 1998). While honored for their performances as players, the All-Century Team coincidentally includes three of the four winningest coaches in school history (B.L. "Country" Graham, 145 wins; Rod Barnes, 141; Cob Jarvis, 87).



B.L. "Country" Graham (F, 1936-38)

Denver Brackeen (C, 1954-55)

Cob Jarvis (F/G, 1952-54)

Joe Gibbon (F, 1954-57)

Jack Waters (F/G, 1959-61)

Don Kessinger (G, 1962-64)

Johnny Neumann (F, 1971)

Coolidge Ball (F, 1972-74)

John Stroud (F, 1977-80)

Elston Turner (F/G, 1978-81)

Sean Tuohy (G, 1979-82)

Carlos Clark (G/F, 1980-83)

Rod Barnes (G, 1985-88)

Gerald Glass (F, 1989-90)


Joe Harvell (F, 1990-93)


Ansu Sesay (F, 1995-98)

Keith Carter (G, 1996-99)

Rahim Lockhart (F, 1998-2001)


Justin Reed (F, 2001-04)




ALL-AMERICANS

ARY PHILLIPS
Guard, 1928

An All-Southern Conference guard on the Rebel basketball team, Ary Phillips played on the hard court with his twin brother, Cary, and was named to the Southern Conference All-Tournament team in 1928 after helping the Rebels claim the title.

Following the 1928 season, Phillips was named an All-America selection by Allan Gould who was the general sports editor of the Associated Press at the time and who named two All-America teams.



B.L. "COUNTRY" GRAHAM
Center, 1938

B.L. "Country" Graham was Ole Miss' morden first basketball All-America selection. He was selected to the Helms Foundation All-America squad in 1938, his senior season. During his three letter seasons at Ole Miss, Graham set 35 Southeastern Conference scoring records and his 1,259 career points still stands as 15th on the Ole Miss career scoring chart. Most of his 1,259 points came from his patented hook shot, nicknamed "Country's Fadeaway." In his All-America season, Graham scored 575 points, an average of 17.9 points per game. Graham also earned three football letters for Ole Miss as an end. He went on to serve as head basketball coach for the Rebels from 1950-62. He was inducted into the Mississippi Sports Hall of Fame in 1963, and was named to the 1974 All-Time SEC Basketball Team by the Orlando (Fla.) Sentinel Star. Graham, who passed away in October of 2001, was a charter member of the Ole Miss Athletics Hall of Fame in 1986.


DENVER BRACKEEN
Center, 1955


Denver Brackeen was named to the Helms Foundation second team All-America squad in 1955. He was a unanimous selection to the AP, UPI, and Coaches All-SEC teams. Brackeen also received the UPI SEC Player of the Year and AP SEC Most Valuable Player awards. His shot was named best in the conference by SEC players, and he was selected to the Collier's Magazine All-South team. Brackeen led the

SEC in scoring (399 pts., SEC games only) and scoring average (27.2 ppg). Despite playing just two seasons at Ole Miss, his 1,040 career points is still 26th best in the history of the school. His 1955 scoring average of 27.2 points-per-game still stands as fourth best on the Ole Miss chart, and his 12.1 career rebounding average still stands first in Ole Miss history. Brackeen was selected in the second round of the NBA Draft by the New York Knickerbockers, where he played from 1956 to 1958. He was named one of the SEC's Living Legends at the league's 2001 tournament in Nashville, Tenn. Brackeen passed away in May 2006 at the age of 75.


JOE GIBBON
Forward, 1957

Joe Gibbon was named to the 1957 Helms Athletic Foundation first team All-America squad, the UPI second and AP honorable mention All-America teams. His 32.5 point scoring average and 455 points in SEC games led the conference. He was only the second player in SEC history to average more than 30 ppg. Gibbon was named UPI, AP and Coaches All-SEC and voted Most Valuable SEC Player by the

Atlanta Constitution players' poll. His 30.1 point average for the 1957 season is second in the Ole Miss season scoring record book and his 11.2 rpg average is second all-time. He averaged a double-double his final two seasons (22.2 ppg/10.0 rpg in 1955-56; 30.1 ppg/14.1 rpg in 1956-57). He was selected by the Boston Celtics in the 1957 NBA Draft, but as an All-SEC baseball player, Gibbon went on to play 13 seasons with four different MLB teams. He was honored as one of the SEC's "Living Legends" at the 2002 SEC Tournament in Atlanta.


DON KESSINGER
Guard, 1964


Don Kessinger was a star on the court and on the diamond. He received All-America honors in both basketball and baseball in 1964, his senior season. Kessinger was also named to All-SEC squads for both sports in 1964 and in his sophomore and junior seasons, becoming the first Ole Miss sophomore to receive All-SEC recognition. During his stint on the hardwood, Kessinger set 18 Ole Miss scoring

records. His 1,553 career points and 22.2 point scoring average still stand eighth and fourth best, respectively, in Ole Miss history. Kessinger was also the first Ole Miss player to score 500 points and average 20 ppg for three consecutive varsity seasons. After Ole Miss, Kessinger took his talents to baseball's major leagues, where he was a six-time All-Star. Following a 15-year professional baseball career, Kessinger returned to Ole Miss as the head baseball coach (1991-96). He served as the Associate Athletic Director for Internal Affairs at Ole Miss from 1996-2000 and has remained in Oxford as an agent for Kessinger Real Estate. He was honored as one of the SEC's "Living Legends" at the league's 2000 tournament in Atlanta.


JOHNNY NEUMANN
Forward, 1971

In just one season as a Rebel, Johnny Neumann left his marks in the record books that might never be touched. Neumann was named to the 1971 Helms Athletic Foundation, the United Savings and National Association of Basketball Coaches (NABC) All-America teams. He received nearly every conference honor that season, including UPI and AP SEC Player of the Year and Coaches All-SEC. Neumann also

earned NABC All-District first team distinction. Neumann holds the Ole Miss single-season scoring record with 923 points, and his name occupies the top four spots on the Rebel single-game scoring chart, with his 63-point performance against LSU topping the list. He is also first in field goals made and attempted for both a season and single game. Neumann also excelled off the court, receiving Academic All-America and SEC Honor Roll accolades. He left Ole Miss after the 1971 season to play for the ABA Memphis Tams. His professional career also included stints in Indiana, Los Angeles and Utah, while he has played or coached overseas continually since the late 1970's, most recently as a head coach in China and Japan.

HONORABLE MENTION
ALL-AMERICANS**JOHN STROUD**
Forward, 1979-80


As a forward, John Stroud earned AP All-America third team honors in 1980. He was also selected to the John Wooden Award and Citizens Savings Athletic Foundation All-America teams, and named SEC Player of the Year by the Tuscaloosa Tip-Off Club. Stroud was an AP All-America honorable mention selection in 1979 as well. He was named All-SEC first team and NABC All-District first team in 1979 and 1980. His 2,328 career points is the highest point total in Ole Miss history, and the third most in SEC history. Stroud led the SEC in scoring in 1979 and 1980 with 26.3 and 25.2 points per game, respectively. A first-round draft pick by the Houston Rockets in 1980, he was a member of the Houston team that played Boston in the 1981 NBA Finals. He served as head coach at East Mississippi in 1988, and then moved to Millsaps in 1990, where he coached from 1991-92 until 2002-03. At the 1999 SEC Tournament in Atlanta, Stroud was honored as one of the league's "Living Legends."

**ANSU SESAY**
Forward, 1998


Ansu Sesay was a consensus All-American in 1998. He was named to the John R. Wooden All-America team, and also earned All-America honors from Associated Press (second team), Basketball Weekly (first team) and the Basketball Times, National Association of Basketball Coaches (NABC) and United States Basketball Writers (USBWA) Association's (second team). He was a finalist for both the John R. Wooden and Oscar Robertson Player of the Year awards. Sesay led the Rebels in scoring (18.6 ppg) and rebounding (7.6 rpg). Sesay is one of two Rebels to ever record 1,000 points, 600 rebounds and 200 assists in a career. He scored in double figures in the last 53 games of his career, while leading the Rebels to two-straight SEC Western Division titles. Prior to his senior year, Sesay won a gold medal with Team USA at the World University Games in Italy. He was selected by the Dallas Mavericks in the second round of the 1998 NBA Draft. In 2001-02, he was named the NBDL Player of the Year, before returning to the league for a three-year stint with the Seattle Sonics and a season with the Golden State Warriors. He went on to enjoy a five-year career in Europe.

**RAHIM LOCKHART**
Forward, 2001


One of the most beloved players in recent memory, Rahim Lockhart capped a tremendous collegiate career at Ole Miss with his selection to the 2001 Basketball Times All-America third team. The Mendenhall, Miss., native also earned NABC All-District 4, USBWA All-District 6, All-SEC (AP and Coaches) and SEC All-Tournament Team honors his senior season. A member of the winningest senior class in Rebel history (88 wins), the 6-foot-8 forward scored 1,160 points (No. 18 on career chart) and 780 boards (No. 5). He posted 23 double-doubles in his career and is Ole Miss' all-time field goal percentage leader at 56.1 percent (474-of-845). A two-time member of the SEC Good Works Team, he played in four-straight postseasons (1998, 1999, 2001 NCAA; 2000 NIT) and led the 2000-01 Rebels to a school-record 27 victories and the program's first NCAA Tournament "Sweet Sixteen" appearance. In 2001-02, he played with the Greenville Groove of the NBDL and received All-NBDL honorable mention accolades. After working in the State of Mississippi's Attorney General's office, Lockhart joined the coaching ranks and is now the head boys basketball coach at Madison Central High School.

**JACK WATERS**
Guard/Forward, 1969 & 1971


Jack Waters was named UPI All-America honorable mention as a sophomore and senior. He scored 1,384 points in three years with the Rebels while averaging 20.4 points his senior year. He posted an 18.6 scoring average as a sophomore, ranking third in the SEC that year.

**CARLOS CLARK**
Forward, 1982

Carlos Clark had a magnificent four-year career for the Rebels from 1980-83, including being named Associated Press All-America honorable mention following the 1981-82 campaign. That season, the Somerville, Tenn., native averaged 21.1 points in helping Ole Miss to an 18-12 record.

**ROD BARNES**
Guard, 1988

Rod Barnes was an All-America honorable mention pick by The Sporting News following his 1987-88 senior campaign. An All-SEC first team pick by the league's coaches, he finished third in the balloting for SEC Player of the Year after averaging 19.0 points and 4.2 rebounds with 112 assists.

**GERALD GLASS**
Forward, 1989-90

Gerald Glass received All-America honorable mention honors in his only two seasons at Ole Miss. He finished his two-year career with 1,564 points, which puts him in ninth place at Ole Miss. His 26.1 point career scoring average is second on the Ole Miss single-season chart.

**KEITH CARTER**
Guard, 1999

Keith Carter garnered 1999 AP All-America honorable mention status and finished his career strong in 1998-99, scoring 542 points and hitting 77 three-pointers, the fourth-highest season total in Rebel history. His 1,682 career points is seventh all-time.



HONORS AND AWARDS

NATIONAL COACH OF THE YEAR

Rob Evans (College Hoops Insider)1997
Rod Barnes (Naismith-Atlanta Tipoff/Collegelnsider.com). 2001

SEC COACH OF THE YEAR—AP/COACHES

Bob Weltlich (AP/Coaches/Rupp Cup)1980
Lee Hunt (AP/Coaches*/Rupp Cup*)1983
Rob Evans (AP)1997
Rod Barnes (AP/Coaches/Rupp Cup)2001
Andy Kennedy (AP)2007
Andy Kennedy (NBCSports.com)2013
* shared

JOHN R. WOODEN AWARD/WOODEN ALL-AMERICA TEAM

John Stroud (Finalist)1980
Ansu Sesay (Finalist)1998

OSCAR ROBERTSON TROPHY

Ansu Sesay (Finalist)1998

HOWELL TROPHY

Marshall Henderson.2013
Jarvis Summers2014
Stefan Moody. 2015, 2016
Sebastian Saiz2017

NABC ALL-AMERICA


Johnny Neumann (Second Team)1971
Ansu Sesay (Second Team)1998

USBWA ALL-AMERICA

Johnny Neumann1971
Ansu Sesay (Second Team)1998


NABC ALL-DISTRICT

Cob Jarvis 1953, 1954



Justin Reed is the only four-time All-SEC honoree in school history.

NATIONAL COACH OF THE YEAR SELECTIONS



Rob Evans 1997



Rod Barnes 2001

SEC COACH OF THE YEAR



Bob Weltlich 1980



Lee Hunt 1983



Rob Evans 1997



Rod Barnes 2001



Andy Kennedy 2007, 2013

- Denver Brackeen1955
Joe Gibbon1957
Jack Waters (Second Team) 1960, 1961
Don Kessinger (Third Team)1962
Don Kessinger (Second Team) 1963, 1964
Johnny Neumann (First Team)1971
John Stroud (First Team) 1979, 1980
Elston Turner (Second Team)1980
Elston Turner (First Team)1981
Carlos Clark (First Team) 1982, 1983
Sean Touhy (Second Team)1982
Gerald Glass (First Team) 1989, 1990
Joe Harvell (Second Team)1992
Joe Harvell (Second Team)1993
Ansu Sesay (First Team) 1997, 1998
Keith Carter (First Team)1999
Rahim Lockhart (First Team)2001
Justin Reed (Second Team) 2002, 2003
Aaron Harper (Second Team)2003
Justin Reed (First Team)2004
Dwayne Curtis (Second Team)2006
Todd Abernethy (Second Team)2007
Dwayne Curtis (Second Team)2008
David Huertas (Second Team)2009
Chris Warren (Second Team)2011
Marshall Henderson (Second Team)2013
Stefan Moody (First Team) 2015, 2016

USBWA ALL-DISTRICT

- Gerald Glass. 1989, 1990
Joe Harvell. 1990, 1991, 1992
Ansu Sesay 1997, 1998
Keith Carter1999
Rahim Lockhart2001
Chris Warren 2010, 2011
Marshall Henderson2013
Marshall Henderson2014
Stefan Moody. 2015, 2016

ALL-SEC TEAM 1933-1948*

- B.L. Graham (First Team)1938
Irving Keller (First Team)1939
* From 1933-1948, the All-Tournament team served as the All-SEC team

ASSOCIATED PRESS ALL-SEC

- Cob Jarvis (First Team) 1953, 1954
Denver Brackeen (Second Team)1954
Denver Brackeen (First Team) 1955
Joe Gibbon (Second Team)1956
Joe Gibbon (First Team)1957
Carlton Garner (Third Team)1958
Jack Waters (Third Team)1959
Jack Waters (First Team)1960
Ivan Richmann (Third Team)1960
Jack Waters (Third Team)1961
Don Kessinger (Second Team)1962
Don Kessinger (First Team) 1963, 1964
Mickey Williams (Honorable Mention)1966
Jerry Brawner (Honorable Mention)1967
Ken Turner (Honorable Mention)1968
Ken Turner (Third Team) 1969
Ron Coleman (Second Team)1970
Johnny Neumann (First Team)1971
Coolidge Ball (Second Team) 1972, 1973
Dave Shepherd (Third Team)1975
John Billips (Third Team)1977
John Stroud (First Team) 1979, 1980
Sean Touhy (Second Team)1980
Elston Turner (Third Team)1980
Elston Turner (First Team)1981
Sean Touhy (Third Team)1981
Carlos Clark (First Team) 1982, 1983
Roger Stieg (Third Team)1983
Eric Laird (Third Team) 1984, 1985
Eric Smith (Third Team)1986
Rod Barnes (Second Team)1988
Charles Prater (Third Team)1988
Gerald Glass (First Team) 1989, 1990
Joe Harvell (Third Team)1991
Joe Harvell (First Team)1992
Joe Harvell (Second Team)1993
Ansu Sesay (First Team) 1997, 1998
Keith Carter (Second Team)1998
Keith Carter (First Team)1999
Jason Harrison (Third Team) 2000, 2001
Rahim Lockhart (Second Team)2001
Justin Reed (Third Team) 2001, 2002, 2003
Justin Reed (First Team)2004

Dwayne Curtis (Honorable Mention)	2006
Clarence Sanders (Second Team)	2007
Todd Abernethy (Honorable Mention)	2007
Dwayne Curtis (Second Team)	2008
David Huertas (Second Team)	2009
Terrico White (Second Team)	2009
Chris Warren (Second Team)	2010
Chris Warren (First Team)	2011
Murphy Holloway (Honorable Mention)	2012
Marshall Henderson (Second Team)	2013
Murphy Holloway (Second Team)	2013
Marshall Henderson (Honorable Mention)	2014
Jarvis Summers (Honorable Mention)	2014
Stefan Moody (First Team)	2015, 2016
Sebastian Saiz (First Team)	2017

UPI ALL-SEC

Jack Waters (Second Team)	1959
Jack Waters (First Team)	1960, 1961
Ron Coleman (Second Team)	1970
Johnny Neumann (First Team)	1971
Coolidge Ball (Third Team)	1972, 1973, 1974
Dave Shepherd (Second Team)	1975
John Stroud (First Team)	1979, 1980
Elston Turner (Third Team)	1980
Sean Touhy (Third Team)	1980
Elston Turner (First Team)	1981
Carlos Clark (First Team)	1982, 1983
Sean Tuohy (Second Team)	1982
Eric Laird (Third Team)	1984
Eric Laird (Second Team)	1985
Eric Smith (Third Team)	1986
Rod Barnes (Third Team)	1988
Gerald Glass (First Team)	1989, 1990
Joe Harvell (Second Team)	1991

* UPI discontinued naming All-SEC teams after 1990-91 season

COACHES' ALL-SEC

Joe Gibbon (Second Team)	1956
Joe Gibbon (First Team)	1957
Jack Waters	1960, 1961*
Donnie Kessinger	1962, 1963, 1964*
Johnny Neumann	1971*
Coolidge Ball	1972, 1973*
John Stroud	1978, 1979, 1980*
Elston Turner	1981*

Carlos Clark	1982*
Sean Touhy	1982*
Carlos Clark	1983*
Eric Laird	1984*
Rod Barnes	1988*
Gerald Glass	1989, 1990*
Joe Harvell	1992*
Joe Harvell (Second Team)	1993
Ansu Sesay (First Team)	1997, 1998
Keith Carter (First Team)	1999
Rahim Lockhart (First Team)	2001
Justin Reed (Second Team)	2002
Justin Reed (First Team)	2004
Todd Abernethy (Second Team)	2007
Clarence Sanders (Second Team)	2007
Dwayne Curtis (Second Team)	2008
David Huertas (Second Team)	2009
Terrico White (Second Team)	2009
Chris Warren (Second Team)	2010
Chris Warren (First Team)	2011
Terrance Henry (Second Team)	2012
Marshall Henderson (Second Team)	2013
Murphy Holloway (Second Team)	2013
Marshall Henderson (Second Team)	2014
Jarvis Summers (Second Team)	2014
Stefan Moody (First Team)	2015, 2016
Sebastian Saiz (First Team)	2017

* Selections were not made on a first-team and second-team basis from 1958 to 1992

BLUE RIBBON ALL-SEC

Marshall Henderson (First Team)	2013
Murphy Holloway (First Team)	2013

SEC PLAYER OF THE YEAR

Denver Brackeen (AP/UIP)	1955
Johnny Neumann (AP/UIP)	1971
Ansu Sesay (AP/Coaches)	1998
Marshall Henderson (CBSSports.com)	2013

SEC FRESHMAN/NEWCOMER OF THE YEAR (AP/COACHES)

Justin Reed (AP/Coaches)	2001
Terrico White (AP/Coaches)	2009
Marshall Henderson (AP)	2013

SEC SIXTH MAN OF THE YEAR (COACHES)

Todd Abernethy (Coaches)	2005
------------------------------------	------

SEC ALL-DEFENSIVE TEAM (COACHES)

Reginald Buckner	2012
Reginald Buckner	2012
Reginald Buckner	2013

SEC TOURNAMENT LEADING SCORER

B.L. Graham (71 pts.)	1938
Joe Harvell (57 pts.)	1990
Marshall Henderson (71 pts.)	2013

ALL-SEC TOURNAMENT

B.L. Graham (First Team)	1938
Irving Keller (First Team)	1939
John Stroud	1979, 1980
Elston Turner	1981
Sean Tuohy	1981
Carlos Clark	1982
Gerald Glass	1990
Joe Harvell	1990
Kevin Watkins	1993
Ansu Sesay	1997
Rahim Lockhart	2001
Justin Reed	2001
Reginald Buckner	2013
Marshall Henderson	2013
Murphy Holloway	2013

SEC TOURNAMENT MVP

Marshall Henderson	2013
------------------------------	------

SEC ALL-FRESHMAN TEAM (COACHES)


Tim Jumper*	1988
Joe Harvell	1990
Dondi Flemister	1991
Anthony Boone	1995
Keith Carter	1996
Justin Reed*	2001
Todd Abernethy	2004
Trevor Gaskins	2008
Chris Warren*	2008
Terrico White*	2009
Reginald Buckner	2010

*Unanimous selection


FRESHMAN ALL-AMERICA

Joe Harvell (3rd Team Basketball Weekly)	1990
Justin Reed (3rd Team Rivals.com)	2001
Terrico White	2009


SEC PLAYER OF THE YEAR SELECTIONS



Denver Brackeen, 1955 (AP, UPI)



Johnny Neumann, 1971 (AP, UPI)



Ansu Sesay, 1998 (AP, Coaches)



HISTORY

(Colleg Insider.com, 2nd Team CBSsports.com & Rivals.com,
3rd Team CollegeHoops.net)

SEC PLAYER OF THE WEEK

Rod Barnes	Feb. 18, 1988
Joe Harvell	Feb. 24, 1992
David Johnson	Jan. 24, 1994
Ansu Sesay	Feb. 3, 1997
Ansu Sesay	March 3, 1997
Ansu Sesay	Dec. 1, 1997
Ansu Sesay	Jan. 26, 1998
Michael White	Feb. 16, 1998
Keith Carter	Jan. 25, 1999
Justin Reed	Dec. 10, 2001
Aaron Harper	Jan. 27, 2003
Justin Reed	Jan. 26, 2004
Todd Abernethy	Nov. 15, 2004
Dwayne Curtis	Jan. 9, 2006
Bam Doyno	Nov. 27, 2006
Dwayne Curtis	Dec. 17, 2007
Chris Warren	March 8, 2010
Murphy Holloway	Nov. 28, 2011
Terrance Henry	Jan. 23, 2012
Murphy Holloway	Nov. 26, 2012
Marshall Henderson	Jan. 21, 2013
Stefan Moody	Feb. 9, 2015
Stefan Moody	Feb. 23, 2015
Sebastian Saiz	Nov. 21, 2016
Terence Davis	Jan. 23, 2017

SEC FRESHMAN OF THE WEEK

Chris Warren	Dec. 3, 2007
Chris Warren	Dec. 24, 2007
Chris Warren	Feb. 11, 2008
Murphy Holloway	Dec. 29, 2008
Terrico White	Jan. 19, 2009
Terrico White	Feb. 2, 2009
Murphy Holloway	Feb. 23, 2009
Terrico White	March 9, 2009
Reginald Buckner	Dec. 21, 2009
Jarvis Summers	Dec. 5, 2011

ACADEMIC ALL-AMERICA

Johnny Neumann	1971
Dave Shepherd	1975
Jim Varner	1977

ACADEMIC ALL-DISTRICT

Anthony Boone	1996
Todd Abernethy	2006 (First Team)
Todd Abernethy	2007 (First Team)

SEC ACADEMIC HONOR ROLL

Bill White (Second Team)	1962
Mel Edmonds (First Team)	1963
Fred Stanley (Honorable Mention)	1965
Tommy Williams (Honorable Mention)	1968, 1969
Ron Coleman (First Team)	1970
Johnny Neumann (First Team)	1971
Steve Strickland (Second Team, Hon. Mention)	1972, 1973
Buddy Rawlings (Second Team)	1972
Danny Gunn (Second Team)	1972
Tom Jordan (Second Team)	1973
Dave Smith (Honorable Mention)	1973
Dave Shepherd (Second Team, First Team)	1974, 1975
Gary Yoder (Honorable Mention)	1974
Bob Mahoney (Second Team)	1975
Jim Varner (Second Team, First Team)	1976, 1977
Sean Tuohy	1979

Ken Coghlan	1984
Steve Calhoun	1986
Derek Horne	1986
Keith Kessinger	1987
Sean Murphy	1988, 1989, 1990, 1991
Bo Allen	1988
Tim Jumper	1989, 1990, 1991
David Midlick	1989, 1990, 1991
Marc Wilson	1990, 1991
Edmond Fitzgerald	1992, 1993, 1994
Juha Luhtanen	1992, 1993
Anthony Boone	1995, 1996, 1997
Hunter Carpenter	1997, 1998, 1999
Michael White	1998, 1999
John Engstrom	1999, 2000, 2001, 2002
Justin Reed	2003
Todd Abernethy	2004, 2005, 2006, 2007
Will Poole	2008
Ryan Brown	2009
Will Bogan	2009, 2010, 2011
Michael Halford	2010
Donald Williams	2011
Will Norman	2012, 2013
Terry Brutus	2013, 2015, 2016
Cade Peeper	2013
Dwight Coleby	2014, 2015
Aaron Jones	2015
Jarvis Summers	2015
LaDarius White	2015
Jake Coddington	2017

** First, second and honorable mention teams were selected from 1962-77*

SEC COMMUNITY SERVICE TEAM

Rahim Lockhart	2000, 2001
Jason Harrison	2002
Derrick Allen	2003
Justin Reed	2004
Kendrick Fox	2005
Todd Abernethy	2006, 2007
Dwayne Curtis	2008
Eniel Polynice	2009
Zach Graham	2010, 2011
Nick Williams	2012, 2013
Demarco Cox	2014
Martavious Newby	2015
Tomasz Gielo	2016
Sebastian Saiz	2017

SEC BASKETBALL LEGENDS

John Stroud	1999
Don Kessinger	2000
Denver Brackeen	2001
Joe Gibbon	2002
Carlos Clark	2003
Gerald Glass	2004
Coolidge Ball	2005
Sean Tuohy	2006
Elston Turner	2007
Joe Harvell	2008
Keith Carter	2009
Cob Jarvis	2010
Bob Weltlich	2011
Jack Waters	2012
Rahim Lockhart	2013
Ansu Sesay	2014
B.L. Graham	2015
Johnny Neumann	2016

SEC BUSINESS HALL OF FAME

John Stroud	2007
-------------	------

MISSISSIPPI SPORTS HALL OF FAME

Frank M. (Bruiser) Kinard	1961
---------------------------	------

B.L. (Country) Graham	1963
James E. (Buster) Poole	1964
George Barney Poole	1965
John A. (Junie) Hovious	1967
Ray S. Poole	1968
Claude M. (Tad) Smith	1969
Parker Hall	1970
Joe Gibbon	1979
Denver Brackeen	1982
Don Kessinger	1984
J.W. (Wobble) Davidson	1986
Coolidge Ball	2008
John Stroud	2009
Eddie Crawford	2012
Gerald Glass	2013

OLE MISS ATHLETICS HALL OF FAME

William Webster (Webb) Burke (Charter Member)	1986
Chester H. Curtis (Charter Member)	1986
Kirk England Haynes (Charter Member)	1986
B.L. (Country) Graham (Charter Member)	1986
Frank M. (Bruiser) Kinard (Charter Member)	1986
James E. (Buster) Poole (Charter Member)	1986
Robert I. Schwartz (Charter Member)	1986
Claude M. (Tad) Smith (Charter Member)	1986
J.W. (Wobble) Davidson	1987
Parker Hall	1987
John A. (Junie) Hovious	1987
George Barney Poole	1987
Ray S. Poole	1987
Billy Sam	1987
Charlie Denver Brackeen	1988
Edward S. (Eddie) Crawford	1988
Joe Gibbon	1988
Robert (Cob) Jarvis	1988
Don Kessinger	1989
Jack Waters	1990
Coolidge Ball	1991
Farley Salmon	1993
John Stroud	1995
John Montgomery	1997
Sean Tuohy	1998
Elston Turner	2000
Carlos Clark	2001
Gerald Glass	2002
Ary Phillips	2008
Ansu Sesay	2010
Rod Barnes	2011
Keith Carer	2012
Johnny Neumann	2015

NOTABLE JERSEY NUMBERS

- 00 Jermei Parnell, F 2008
- 1 Aaron Harper, G/F 2003-04
Brian Smith, G 2005
Terrance Henry, F 2009-12
Martavious Newby, G 2012-16
- 2 Reginald Buckner, F 2010-13
- 3 Will Bogan, G 2009-11
Jason Flanigan, G 1998-99
Junie Hovious, G 1940-42
John Jackson, F 1995-96
Marvin Moore, F 2004-05
Brian Smith, G 2006-08
Kevin Watkins, G 1992-93
- 4 Demarco Cox, C 2010-13
Kendrick Fox, F/G 2002-05
Gerald Glass, F 1989-90
Jason Smith, F 1996-99
- 5 Aaron Harper, G/F 2001-02
Eric Laird, G/F 1984-85
Dundrecous Nelson, G 2011-12
Ansu Sesay, F 1995-98
- 10 Todd Abernethy, G 2004-07
Cedric Brim, G 1992
LaDarius White, G 2011-14
- 11 Cedric Brim, G 1993-95
Joezon Darby, G 1996-98
Cecil Dowell, G 1980-81, 83-84
Jason Harrison, G 2000-02
Henry Jackson, G 1976-79
Londrick Nolen, F 2005-06
Sebastian Saiz, F 2014-17
Dave Shepherd, G 1974-75
- 12 Ronnie Aldy, G 1967-68
Rod Barnes, G 1985-88
Jason Harrison, G 1999
Justin Johnson, G 2002-05
David Rhodes, G 1971-73
Clarence Sanders, G 2006-07
Sean Tuohy, G 1979-82
Chris Warren, G 2008-11
- 13 Dondi Flemister, G 1991
Anthony Perez, F 2012-16
Johnnie Rogers, F 1997-98
- 14 David Johnson, G 1994-95
Larry Martindale, G 1966-68
Johnny Neumann, G/F 1971
Eniel Polynice, G 2007-10
Ray Poole, G/C 1942, 46-47
- 15 Ervin Garnes, G/F 1994-96
David Sanders, G 2001-03
- 16 Joe Gibbon, F 1954-57
Jack Marshall, F 1946-50
- 20 Walter Actwood, F 1974-77
Bam Doyne, G 2004-07
Nick Williams, G 2011-13
- 21 Fred Cox, C 1972-74
Dondi Flemister, G 1992-93
Sean Murphy, C 1988-91
Cavadas Nunnery, G 2002-05
Curtis Ritchwood, F 1985-86
Charlie Ward, F 1968
Malcolm White, F 2008-09
- 22 Ronnie Aldy, G 1966
Bill Bolton, C 1961-63
Denver Brackeen, C 1954-55
Carlos Clark, G/F 1980-83
Jason Flanigan, G 2000-01
Marshall Henderson, G 2012-14
Tom Jordan, G 1972-74
Tim Jumper, G 1988-91
Ivan Richmann, C 1958-60
Michael White, G 1996-99
- 23 Reginald Buckner 2010-13
Ron Coleman, G 1968-70
Trevor Gaskins, G 2008-11
Don Kessinger, G 1962-64
Justin Reed, F 2001-04



#4 Jason Smith slams it down for two of his 1,286 career points.

- 24 Coolidge Ball, F 1972-74
Joe Harvell, F 1990-93
Marcus Hicks, F 1999-2000
Eric Laird, G/F 1982-84
Ken Turner, F 1967-69
Bill White, F 1960-62
Terrico White, G 2009-10
- 25 Sterling Ainsworth, C 1960-62
Charlie Ward, F 1969-70
Eugene Harris, F 1976-77
LaTaryl Williams, G 1999-2000
- 27 Ken Robbins 1951-52
- 31 Joe Ayers, F 1984-87
Murphy Holloway, F 2009-13
- 32 Zach Graham, G 2008-11
Dean Hudson, G 1973-74
Jermei Parnell, F/C 2005-07
Michael Partridge, F 1982-83
Jarvis Summers, G 20011-14
Emmanuel Wade, G 2000-03
- 33 Duaine Boucher, F 1970-72
Keith Carter, G 1996-99
David Huertas, G 2008-09
Elston Turner, F 1978-81
- 34 John Billips, F/G 1976-77
Louis Griffin, F/C 1958-60
Derek Horne, F/C 1983-86
Cob Jarvis, F/G 1952-54
Aaron Jones, F 2011-14
Bob Mahoney, G 1973-75
Charles Prater, G 1987-88
- 35 Eddie Dunn, G 1964-66
Ronnie Sims, C 1986-87
Jack Waters, F 1959-61
- 40 Derrick Allen, F 2002-03
- 41 *Anthony Boone, F 1995-98
Chuck Burhorn, F 1966-67
- 42 Tom Butler, F/C 1968-70
Mel Edmonds, G 1961-63
Jarrell Evans, F 1993-94
Stefan Moody, G 2014-16
Eric Smith, F 1986-87
Fred Stanley, F 1965
John Stroud, F 1977-80
Herb Wright, F 1975-76
- 43 Tim Thomas, C 1979-82
- 44 Jerry Brawner, C 1967-69
Dwayne Curtis, C 2006-08
David Dean, C 1993-94
Tommie Eddie, F 2004-05
Danny Gunn, G/F 1971-73
Joe Kyles, G 1975-77
Rahim Lockhart, F 1998-2001
- 50 Kenny Williams, F 2007-08
- 52 DeAundre Cranston, F 2009-10
Roger Stieg, C 1980-83
- 55 J.J. Sims, F 1993-95
Patrick Eddie, F 1990-91

* Jersey number is retired



#12 Clarence Sanders celebrates the Rebels' 2007 SEC West Championship.



REBELS IN THE PROS

The following is a list of former Ole Miss basketball players who have played professionally (NBA, ABA, CBA, IBL, ABA 2000, WBL, WBA, WCPBL, or overseas). The list includes the year and round they were drafted followed by the teams they played for and the season(s).

- Todd Abernethy** -- Holland, 2007-08; Latvia, 2008-09, 2011-12; Estonia, 2009-10; Ukraine 2010-11; Poland 2012-13
- Derrick Allen** -- Iceland, 2003-04; Germany, 2004-05, 2005-06, 2006-07-Top League Scorer, 2007-08, 2008-09, 2009-10; 2010-11-All-Star, 2011-12; Belgium, 2012-13; Germany, 2013-14, 2014-15, 2015-16, 2016-17, 2017-18
- John Billups** -- Drafted 5th Round, Denver (NBA), 1977; Denver Nuggets, 1977-78
- Denver Brackeen** -- Drafted 5th Round, New York (NBA), 1955; New York Knicks, 1955-56-1957-58
- Reginald Buckner** -- Denver Nuggets (NBA), 2013, Iowa Energy/Santa Cruz Warriors (NBA D-League), 2013-14; Mexico, 2014-15; Israel, 2015-16, 2016-17; Puerto Rico, 2016-17; Argentina, 2017-18
- Keith Carter** -- New Mexico Slam (IBL), 1999-2000, 2000-01; Memphis Houn'Dawgs (ABA 2000), 2000-01; Italy, 2001-02, 2002-03, 2003-04, 2004-05, 2005-06, 2006-07, 2007-08
- Carlos Clark** -- Drafted 4th Round, Boston (NBA), 1983; Boston Celtics, 1983-84, 1984-85; LaCrosse Catbirds (CBA), 1985-86; Calgary (WBL), 1987-88-All-League; Belgium, 1988-89, 1990-91, 1991-92, 1992-93, 1993-94, 1994-95, 1995-96, 1996-97, 1997-98, 1998-99
- Ron Coleman** -- Drafted 11th Round, Memphis (ABA), 1970; Memphis Tams (ABA), 1970-71
- DeAndre Cranston** -- Uruguay, 2010-11; England, 2011-12
- Dwayne Curtis** -- Romania, 2008, 2008-09; Turkey, 2009-10; Spain, 2010-11; France, 2010-11, 2011-12; Uruguay, 2012-13, 2013-14, 2014-15, 2015-16; Venezuela 2016
- Joezon Darby** -- Israel, 1998
- David Dean** -- Panama, 2000
- Bam Doyno** -- Hungary, 2007-08, 2008-09, 2009-10-All-Star, 2010-11-All-Star, 2011-12-All-Star; France, 2010-11; Hungary, 2011-12
- Patrick Eddie** -- Free Agent, New York (NBA), 1991; New York Knicks, 1991-92
- Tommy Eddie** -- Strong Island Sound (ABA), 2006-07; Portugal, 2007-08-MVP, 2009-10, 2010-11-All-Star; England, 2008-09; Uruguay, 2011-12; Angola, 2012-13; Uruguay, 2013-14; Argentina 2014-15 ; Uruguay 2015-2016
- Jason Flanigan** -- Memphis Houn'Dawgs (ABA 2000), 2001
- Kendrick Fox** -- Gulf Coast Bandits (WBA), 2005
- Trevor Gaskins** -- Cyprus, 2013; Columbia, 2014; Argentina 2015-16; Puerto Rico, 2016; Panama, 2017
- Joe Gibbon** -- Drafted 9th Round, Boston (NBA), 1957
- Tomaz Gielo** -- Spain, 2016-17, 2017-18
- Gerald Glass** -- Drafted 1st Round, Minnesota (NBA), 1990; Minn. Timberwolves, 1990-92; Detroit Pistons (NBA), 1992-93; New Jersey Nets (NBA), 1995-96; Charlotte Hornets (NBA), 1995-96; Israel, 1998
- Zach Graham** -- Reno Bighorns (NBA D-League), 2011-12; Philippines, 2012; Turkey, 2012-13; Philippines, 2013; Mexico 2014-15; Spain 2015-16; Venezuela, 2016-17, 2017-18
- John Gunn** -- Mississippi Hardhats (WBA), 2004
- Aaron Harper** -- Drafted 2nd Round, Gary Steelheads (CBA), 2004; Venezuela, 2004-05-All-Star, 2008; France, 2005, 2006-All-Star, 2008-09; Ukraine, 2006-07; Bulgaria, 2009-10-Top League Scorer/Import of the Year, 2010-11-Top League Scorer/MVP, 2011-12-Top League Scorer/Guard of the Year; Lebanon, 2012-13, 2014-15; Venezuela, 2013, 2014; Lebanon, 2015-16, Argentina, 2017-18
- Jason Harrison** -- Arkansas RimRockers (NBDL), 2004-05
- Joe Harvell** -- Drafted 3rd Round, Yakima (CBA), 1993; Spain, 1993-94, 1994-95, 1995-96; Italy, 1996-97; Argentina, 1997, 1998; Israel, 1999
- Marshall Henderson** -- Italy, 2014; Qatar, 2014; Sacramento (NBA), 2015; Reno (NBADL), 2015; Italy, 2016-17
- Terrence Henry** -- France, 2012-13; Fort Wayne Mad Ants (NBA D-League), 2013; France, 2014; Cyprus 2015-16; Belgium, 2016-17; Switzerland, 2017-18
- Marcus Hicks** -- Siouxland Bombers (IBL), 2000-01, IBL Rookie of the Year; Memphis Houn'Dawgs (ABA 2000), 2000-01; Korea, 2001-02, 2002-03; France, 2003-04; North Mississippi Tornados (WBA), 2006
- Murphy Holloway** -- Turkey, 2013-14; Italy, 2014-15; France, 2015-16; Israel, 2016-17, 2017-18
- David Huertas** -- Puerto Rico, 2009, 2010, 2011, 2012-All-Star; France, 2009-10; Greece, 2010-11; Argentina, 2012-13; Puerto Rico, 2013, Mexico, 2014-15; Puerto Rico, 2015-16; Israel, 2016-17; Puerto Rico, 2017
- John Jackson** -- Dominican Republic
- Cob Jarvis** -- Drafted 8th Round, New York (NBA), 1954; New York Knicks, 1954-61
- Justin Johnson** -- Fayetteville Patriots (NBDL), 2005-06; Fresno/Hollywood (ABA), 2007; Qatar, 2007-08; Iraq, 2008-09; Santa Barbara Breakers (WCPBL), 2008, 2009; Newport Beach Surf (WCPBL), 2010; Quebec Kebs (PBL), 2010-11
- Aaron Jones** -- Germany, 2015-16; Bulgaria, 2016-17; Finland, 2017-18
- Eric Laird** -- Tampa Bay Thrillers (CBA), 1985-86
- Rahim Lockhart** -- Greenville Groove (NBDL), 2001-02, All-NBDL honorable mention
- Stefan Moody** -- Turkey, 2016-17; Greece, 2017-18
- Johnny Neumann** -- Free Agent, Memphis Tams (ABA), 1971; Memphis Tams (ABA), 1971-73; Memphis/Utah (ABA), 1973-74; Virginia/Indiana Pacers (ABA), 1974-75; Virginia/Kentucky (ABA), 1975-76; Buffalo/Los Angeles (ABA), 1976-77; Indiana Pacers (NBA), 1977-78
- Londrick Nolen** -- Uruguay, 2006, 2007
- Cavadas Nunnery** -- West Virginia Wild (IBL), 2006
- Anthony Perez** -- Mexico, 2016-17; Venezuela, 2017
- Eniel Polynice** -- Los Angeles D-Fenders (NBA D-League), 2011-12; Dominican Republic, 2012; Mexico, 2012; Mexico, 2013; Argentina, 2014; Puerto Rico, 2015; France, 2016-17
- Justin Reed** -- Drafted 2nd Round, Boston (NBA), 2004; Boston Celtics, 2004-05; Minnesota Timberwolves (NBA), 2005-06, 2006-07; Houston Rockets (NBA), 2007; Austin Toros (NBA D-League), 2007; Bakersfield Jam (D-League), 2008-09
- M.J. Rhett** -- Italy, 2015; Kosovo, 2016-17; Brazil, 2017-18
- Sebastian Saiz** -- Spain, 2017-18
- Clarence Sanders** -- Drafted 7th Round, Anaheim Arsenal (NBA D-League), 2007
- Ansu Sesay** -- Drafted 2nd Round, Dallas (NBA), 1998; Rockford Lightning (CBA), 1999-2000; Philippines, 2000-Best Import Award; Quad City Thunder (CBA), 2000-01; Free Agent, Los Angeles Clippers (NBA), 2001; Greenville Groove (NBDL), 2001-02, NBDL Player of the Year, All-NBDL first team; Seattle Sonics (NBA), 2001-02, 2002-03, 2003-04; Golden State Warriors (NBA), 2004-05; Italy, 2005-06, 2006-07, 2007-08; Germany, 2008-09; France, 2009-10
- Steadman Short** -- Uruguay, 2012-13
- Jason Smith** -- Iceland, 1999-2000, 2000-01, 2001-02, 2002-03; Romania, 2007-08, 2009-10; Tupelo Rock-N-Rollers (WBA), 2008-09
- Terence Smith** -- Germany, 2016-17, 2017-18
- Roger Stieg** -- Drafted 5th Round, Indiana (NBA), 1983; Indiana Pacers, 1983-84 -1984-85
- John Stroud** -- Drafted 2nd Round, Houston (NBA), 1980; Houston Rockets, 1980-81
- Jarvis Summers** -- Slovakia, 2016-17
- Sean Tuohy** -- Drafted 10th Round, New Jersey Nets (NBA), 1982
- Elston Turner** -- Drafted 2nd Round, Dallas (NBA), 1981; Dallas Mavericks, 1981-83; Denver Nuggets (NBA), 1985-86; Chicago Bulls (NBA), 1986-88; Denver Nuggets (NBA), 1988-89; Assistant Coach, Portland Trailblazers (NBA), 1996-97, 1997-98, 1998-99, 1999-2000; Assistant Coach, Sacramento Kings (NBA), 2000-01, 2001-02, 2002-03, 2003-04,



Terrico White




Justin Reed

First SEC player taken in 2004 NBA Draft



Ansu Sesay




Elston Turner

NBA Player and Assistant Coach



Gerald Glass



Carlos Clark

- 2004-05, 2005-06; Assistant Coach, Houston Rockets (NBA), 2007-08, 2008-09, 2009-10, 2010-11; Assistant Coach, Phoenix Suns (NBA), 2011-13; Assistant Coach, NBA All-Star Game, 2001,
- 2003; Assistant Coach, Memphis Grizzlies (NBA), 2013-14, 14-15; Assistant Coach, Sacramento Kings (NBA), 2016-17, 2017-18
- Chris Warren** -- Australia, 2011-12; France 2012-13; Turkey, 2013-14, 2014-15; Greece, 2015-16; France, 2016-17, Turkey, 2017
- Jack Waters** -- Drafted 10th Round, Cincinnati (NBA), 1961; Kansas City Steers (ABL), 1961-64
- LaDarius White** -- Slovakia, 2016-17
- Michael White** -- New Mexico Slam (IBL), 1999-2000; England, 2000
- Terrico White** -- Drafted 2nd Round, Detroit (NBA), 2010; Detroit Pistons, 2010-11 (inj.); Idaho Stampede (NBA D-League), 2011-12; Phoenix (NBA) 2015; Serbia, 2012-13; Israel, 2013-14; Russia, 2014-15; South Korea, 2016-17, 2017-18
- Kenny Williams** -- Germany, 2008-09, 2009-10, 2010-11
- LaTaryl Williams** -- Memphis Houn'Dawgs (ABA 2000), 2000-01; Finland, 2001-02, 2002-03, 2005-06; Mexico, 2003, 2004, 2005; England, 2004-05, 2007-08, 2008-09, 2009-10, 2010-11;
- North Mississippi Tornados (WBA), 2006; Atlanta Vision (ABA), 2006-07
- Nick Williams** -- Brazil, 2013-14; Mobile Bay Tornados (ABA), 2015-16

YEAR-BY-YEAR STARTING LINEUPS

1958-59 (7-17)

G - Jamie Howell (5-10, Jr.) 6.9 ppg, 3.4 rpg
 G - Jim Tom Atherton (6-2, Sr.) 8.2 ppg, 2.7 rpg
 C - Ivan Richmann (6-7, Jr.) 16.0 ppg, 9.0 rpg
 F - Jack Waters (6-4, So.) 18.6 ppg, 7.2 rpg
 F - Louis Griffin (6-7, Jr.) 10.3 ppg, 9.6 rpg

TOP SUBS

F/G - Larry Wagster (6-2, So.) 6.7 ppg, 2.8 rpg
 G - Garnie Hatch (6-2, Sr.) 4.6 ppg, 3.9 rpg
 F/C - Tom Washington (6-5, So.) 1.8 ppg, 1.9 rpg

1959-60 (15-9)

G - Jack Waters (6-4, Jr.) 19.5 ppg, 6.5 rpg
 G - John King (6-2, Sr.) 6.0 ppg, 2.5 rpg
 C - Ivan Richmann (6-7, Sr.) 14.8 ppg, 10.4 rpg
 F - Louis Griffin (6-7, Sr.) 4.8 ppg, 4.6 rpg
 F - Bill White (6-5, So.) 8.0 ppg, 7.1 rpg

TOP SUBS

C - Sterling Ainsworth (6-7, So.) 12.8 ppg, 7.0 rpg
 G - Larry Wagster (6-2, Jr.) 4.1 ppg, 2.0 rpg
 G - Jamie Howell (5-10, Sr.) 3.3 ppg, 2.1 rpg

1960-61 (10-14)

G - Mel Edmonds (6-0, So.) 8.8 ppg, 3.7 rpg
 G - El Edmonds (6-0, So.) 4.6 ppg, 2.7 rpg
 C - Sterling Ainsworth (6-7, Jr.) 13.3 ppg, 10.1 rpg
 F - Jack Waters (6-4, Sr.) 20.4 ppg, 7.7 rpg
 F - Bill White (6-5, Jr.) 10.8 ppg, 8.0 rpg

TOP SUBS

G - Larry Wagster (6-2, Sr.) 4.5 ppg, 2.8 rpg
 C - Bill Bolton (6-5, So.) 1.7 ppg, 3.6 rpg
 F - Bobby McCarley (6-4, Jr.) 4.5 ppg, 2.0 rpg

1961-62 (12-13)

G - Donnie Kessinger (6-1, So.) 21.4 ppg, 5.4 rpg
 G - Mel Edmonds (6-0, Sr.) 12.4 ppg, 4.3 rpg
 C - Sterling Ainsworth (6-7, Sr.) 14.9 ppg, 6.6 rpg
 F - Bill White (6-5, Sr.) 10.8 ppg, 8.9 rpg
 F - Bill Bolton (6-6, Jr.) 5.8 ppg, 6.2 rpg

TOP SUBS

C - Ron Davidson (6-7, So.) 3.3 ppg, 3.7 rpg
 F - Bobby McCarley (6-4, Sr.) 2.6 ppg, 2.3 rpg
 G - Tommy Farley (6-1, Sr.) 1.9 ppg, 1.1 rpg

1962-63 (7-17)

G - Donnie Kessinger (6-1, Jr.) 21.8 ppg, 4.7 rpg
 G - Mel Edmonds (6-0, Sr.) 18.5 ppg, 3.9 rpg
 C - Bill Bolton (6-6, Sr.) 10.6 ppg, 10.1 rpg
 F - Ron Davidson (6-7, Jr.) 3.5 ppg, 4.3 rpg
 F - El Edmonds (6-0, Sr.) 3.2 ppg, 2.76 rpg

TOP SUBS

F - Harry Johnston (6-1, Jr.) 7.8 ppg, 4.4 rpg
 F - Bob Kreilein (6-4, So.) 4.1 ppg, 3.9 rpg
 F - Hardy Graham (6-5, Jr.) 2.5 ppg, 3.3 rpg

1963-64 (10-12)

G - Donnie Kessinger (6-1, Sr.) 23.5 ppg, 6.0 rpg
 G - Glenn Lusk (6-2, So.) 13.5 ppg, 4.5 rpg
 C - Ron Davidson (6-6, Sr.) 14.9 ppg, 8.7 rpg
 F - Bob Kreilein (6-4, Jr.) 4.8 ppg, 5.2 rpg
 F - Ronald Steinhart (6-2, Jr.) 7.3 ppg, 4.9 rpg

TOP SUBS

G - Spencer Schreiter (6-1, So.) 0.8 ppg, 1.5 rpg
 G - Eddie Dunn (6-0, So.) 4.9 ppg, 1.9 rpg
 F - Jim Bobe (6-4, So.) 4.2 ppg, 3.3 rpg

1964-65 (4-21)

G - Ed Dunn (5-11, Jr.) 10.9 ppg, 2.7 rpg
 G - Jim Robbins (6-2, Jr.) 8.8 ppg, 4.9 rpg
 C - Fred Stanley (6-5, Jr.) 10.4 ppg, 4.9 rpg
 F - Bob Kreilein (6-4, Sr.) 4.1 ppg, 3.3 rpg
 F - Jim Bobe (6-4, Jr.) 6.4 ppg, 3.5 rpg

TOP SUBS

F - Ronald Steinhart (6-2, Sr.) 6.7 ppg, 4.3 rpg
 C - John Partridge (6-6, Jr.) 4.3 ppg, 2.3 rpg
 F - Dick Megginson (6-4, So.) 5.9 ppg, 3.4 rpg

1965-66 (5-18)

G - Larry Martindale (6-0, So.) 8.2 ppg, 2.9 rpg
 G - Glenn Lusk (6-2, Sr.) 4.1 ppg, 2.1 rpg
 C - Charles Burhorn (6-6, Jr.) 11.8 ppg, 8.0 rpg
 F - Mickey Williams (6-3, Sr.) 12.1 ppg, 9.0 rpg
 G - Eddie Dunn (5-11, Sr.) 8.6 ppg, 2.5 rpg

TOP SUBS

F/G - Jim Moran (6-4, So.) 6.9 ppg, 3.0 rpg
 F - John Partridge (6-6, Sr.) 2.4 ppg, 2.5 rpg
 F - Ronnie Wall (6-4, So.) 4.8 ppg, 2.5 rpg

1966-67 (13-12)

G - Larry Martindale (6-0, Jr.) 11.9 ppg, 3.8 rpg
 G - Eddie Miller (6-2, So.) 11.0 ppg, 2.6 rpg
 C - Jerry Brawner (6-8, So.) 14.5 ppg, 9.2 rpg
 F - Ken Turner (6-5, So.) 14.5 ppg, 6.6 rpg
 F - Dale Stevens (6-6, So.) 9.4 ppg, 6.6 rpg

TOP SUBS

G - Ronnie Aldy (6-2, Jr.) 6.7 ppg, 1.6 rpg
 F - Charlie Jordan (6-5, Sr.) 3.0 ppg, 2.6 rpg
 F - Chuck Burhorn (6-5, Sr.) 2.9 ppg, 3.2 rpg

1967-68 (7-17)

G - Eddie Miller (6-2, Jr.) 8.3 ppg, 3.0 rpg
 G - Larry Martindale (6-0, Sr.) 6.2 ppg, 2.0 rpg
 C - Jerry Brawner (6-8, Jr.) 12.5 ppg, 8.8 rpg
 F - Ken Turner (6-5, Jr.) 13.8 ppg, 6.3 rpg
 F - Dale Stevens (6-6, Jr.) 7.9 ppg, 4.7 rpg

TOP SUBS

G - Ron Coleman (6-3, So.) 10.6 ppg, 3.1 rpg
 G - Ronnie Aldy (6-2, Sr.) 9.6 ppg, 1.6 rpg
 C - Rodney Chamblee (6-9, Jr.) 3.6 ppg, 3.3 rpg

1968-69 (10-14)

G - Ron Coleman (6-3, Jr.) 12.6 ppg, 3.7 rpg
 G - Charlie Ward (6-4, Jr.) 7.5 ppg, 3.0 rpg
 C - Jerry Brawner (6-8, Sr.) 13.8 ppg, 8.8 rpg
 F - Ken Turner (6-5, Sr.) 19.5 ppg, 6.2 rpg
 F - Tom Butler (6-8, Jr.) 9.5 ppg, 7.5 rpg

TOP SUBS

F - Rodney Chamblee (6-9, Sr.) 2.4 ppg, 2.7 rpg
 G - Cecil Jones (6-2, So.) 1.5 ppg, 0.6 rpg
 G - Danny Dossett (6-5, Sr.) 1.3 ppg, 0.9 rpg

1969-70 (10-15)

G - Ron Coleman (6-3, Sr.) 20.8 ppg, 5.0 rpg
 G - Cecil Jones (6-2, Jr.) 7.0 ppg, 3.7 rpg
 C - Lock Ross (6-8, Jr.) 5.9 ppg, 5.6 rpg
 F - Tom Butler (6-7, Sr.) 13.5 ppg, 9.0 rpg
 F - Duaine Boucher (6-5, So.) 12.9 ppg, 7.9 rpg

TOP SUBS

G - Charlie Ward (6-4, Sr.) 8.6 ppg, 3.7 rpg
 C - Gaylon Baird (6-6, Jr.) 6.7 ppg, 2.4 rpg
 F - Bruce Rich (6-4, Jr.) 5.1 ppg, 2.3 rpg

1970-71 (11-15)

G - Johnny Neumann (6-7, So.) 40.1 ppg, 6.6 rpg
 G - Dave Rhodes (6-0, So.) 13.1 ppg, 2.4 rpg
 C - Jim Farr (6-7, Jr.) 4.2 ppg, 6.8 rpg
 G/F - Danny Gunn (6-2, So.) 11.4 ppg, 4.8 rpg
 F - Duaine Boucher (6-5, Jr.) 9.6 ppg, 6.5 rpg

TOP SUBS

G - Cecil Jones (6-2, Sr.) 5.6 ppg, 2.6 rpg
 F - Bruce Rich (6-4, Sr.) 3.6 ppg, 1.8 rpg
 F - Dave Smith (6-7, So.) 4.2 ppg, 2.5 rpg

1971-72 (13-12)

G - Tom Jordan (6-1, So.) 11.1 ppg, 3.2 rpg
 G - Danny Gunn (6-2, Jr.) 8.7 ppg, 4.4 rpg

C - Fred Cox (7-0, So.) 16.2 ppg, 10.8 rpg
 F - Coolidge Ball (6-5, So.) 16.8 ppg, 10.3 rpg
 F - Duaine Boucher (6-5, Sr.) 11.4 ppg, 5.9 rpg

TOP SUBS

G - David Rhodes (6-0, Jr.) 10.3 ppg, 2.0 rpg
 F - Steve Strickland (6-7, Jr.) 4.1 ppg, 2.8 rpg
 F - Dave Smith (6-7, Jr.) 2.0 ppg, 1.5 rpg

1972-73 (14-12)

G - Dean Hudson (6-3, So.) 10.7 ppg, 4.9 rpg
 G - Tom Jordan (6-1, Jr.) 9.7 ppg, 1.6 rpg
 C - Fred Cox (7-0, Jr.) 14.2 ppg, 9.8 rpg
 F - Coolidge Ball (6-5, Jr.) 13.7 ppg, 9.7 rpg
 G/F - Bob Mahoney (6-4, So.) 5.2 ppg, 3.2 rpg

TOP SUBS

F/C - Dave Downing (6-9, So.) 10.0 ppg, 6.0 rpg
 F - Dave Smith (6-7, Sr.) 3.6 ppg, 2.0 rpg
 G - David Rhodes (6-0, Sr.) 3.1 ppg, 0.6 rpg

1973-74 (15-10)

G - Dave Shepherd (5-10, Jr.) 14.3 ppg, 2.5 rpg
 G - Dean Hudson (6-3, Jr.) 7.8 ppg, 2.6 rpg
 C - Fred Cox (7-0, Sr.) 13.4 ppg, 8.2 rpg
 F - Coolidge Ball (6-5, Sr.) 11.8 ppg, 9.8 rpg
 F - Walter Actwood (6-7, Fr.) 9.8 ppg, 8.5 rpg

TOP SUBS

G - Tom Jordan (6-1, Sr.) 8.2 ppg, 1.3 rpg
 F - Matt Meibers (6-6, Jr.) 4.9 ppg, 3.5 rpg
 G - Bob Mahoney (6-4, Jr.) 4.7 ppg, 1.6 rpg

1974-75 (8-18)

G - Dave Shepherd (5-10, Sr.) 20.7 ppg, 3.1 rpg
 G - Bob Mahoney (6-4, Sr.) 10.5 ppg, 3.8 rpg
 F/C - Matt Meibers (6-6, Sr.) 12.6 ppg, 6.8 rpg
 F - Walter Actwood (6-7, So.) 13.8 ppg, 11.3 rpg
 F - Harvey Murray (6-5, Jr.) 9.8 ppg, 6.5 rpg

TOP SUBS

F - Herb Wright (6-5, Jr.) 11.8 ppg, 5.3 rpg
 G - Joe Kyles (6-2, Fr.) 2.3 ppg, 1.4 rpg
 F - George Gillom (6-4, Fr.) 1.3 ppg, 0.8 rpg

1975-76 (6-21)

G - John Billups (6-4, Jr.) 13.1 ppg, 5.6 rpg
 G - Joe Kyles (6-2, So.) 5.7 ppg, 1.9 rpg
 F - Eugene Harris (6-7, Jr.) 14.8 ppg, 9.8 rpg
 F - Walter Actwood (6-7, Jr.) 12.0 ppg, 9.3 rpg
 F - Ronnie Davis (6-7, Fr.) 9.0 ppg, 5.8 rpg

TOP SUBS

F - Harvey Murray (6-5, Sr.) 5.4 ppg, 3.9 rpg
 G - Henry Jackson (6-0, Fr.) 3.4 ppg, 1.7 rpg
 G - Jim Varner (6-1, Jr.) 2.9 ppg, 0.9 rpg

1976-77 (11-16)

G - John Billups (6-4, Sr.) 17.3 ppg, 9.8 rpg
 G - Joe Kyles (6-2, Jr.) 8.4 ppg, 2.9 rpg
 C - Walter Actwood (6-7, Sr.) 11.5 ppg, 7.4 rpg
 F - John Stroud (6-7, Fr.) 14.5 ppg, 5.1 rpg
 F - Eugene Harris (6-7, Sr.) 11.1 ppg, 6.1 rpg

TOP SUBS

G - Henry Jackson (5-11, So.) 3.8 ppg, 2.2 rpg
 G - Tom Wardo (6-4, Fr.) 3.8 ppg, 1.4 rpg
 G - Jim Varner (6-1, Jr.) 3.2 ppg, 0.6 rpg

1977-78 (10-17)

G - Joe Kyles (6-2, Sr.) 13.9 ppg, 4.2 rpg
 G - Henry Jackson (5-11, Jr.) 3.5 ppg, 2.0 rpg
 C - Kim Benson (6-9, Jr.) 5.2 ppg, 4.0 rpg
 F - John Stroud (6-7, So.) 18.1 ppg, 8.5 rpg
 F - Elston Turner (6-5, Fr.) 9.9 ppg, 7.8 rpg

TOP SUBS

G - Chris Barret (6-5, Fr.) 6.5 ppg, 1.4 rpg
 G - Tom Warda (6-4, So.) 5.1 ppg, 1.5 rpg



HISTORY

Norman Miller (6-7, Fr.) 2.4 ppg, 2.2 rpg

1978-79 (11-16)

G - Sean Tuohy (6-1, Fr.) 3.4 ppg, 2.5 rpg
G - Stan Malcom (6-2, Fr.) 4.6 ppg, 1.2 rpg
C - Tim Thomas (6-7, Fr.) 6.3 ppg, 4.5 rpg
F - John Stroud (6-7, Jr.) 26.3 ppg, 9.2 rpg
F - Elston Turner (6-5, So.) 15.9 ppg, 6.4 rpg

TOP SUBS

G - Chris Barret (6-5, So.) 5.3 ppg, 1.9 rpg
F - Richard Hamilton (6-4, Fr.) 3.9 ppg, 1.8 rpg
G - Henry Jackson (5-11, Sr.) 1.6 ppg, 0.8 rpg

1979-80 (17-13)

G - Sean Tuohy (6-1, So.) 6.4 ppg, 2.1 rpg
G - Chris Barret (6-5, Jr.) 5.6 ppg, 1.5 rpg
C - Roger Stieg (6-8, Fr.) 4.6 ppg, 3.3 rpg
F - John Stroud (6-7, Sr.) 25.2 ppg, 7.2 rpg
F - Elston Turner (6-5, Jr.) 16.9 ppg, 7.0 rpg

TOP SUBS

G - Carlos Clark (6-4, Fr.) 5.7 ppg, 2.5 rpg
G - Cecil Dowell (6-0, Fr.) 1.9 ppg, 1.8 rpg
F - Richard Hamilton (6-5, So.) 1.2 ppg, 0.9 rpg

1980-81 (16-14)

G - Cecil Dowell (6-0, So.) 6.6 ppg, 1.6 rpg
G - Sean Tuohy (6-1, Jr.) 5.6 ppg, 1.5 rpg
C - Roger Stieg (6-9, So.) 7.4 ppg, 4.3 rpg
F - Elston Turner (6-5, Sr.) 20.6 ppg, 8.1 rpg
F - Carlos Clark (6-4, So.) 14.0 ppg, 3.9 rpg

TOP SUBS

G/F - Chris Barret (6-5, Sr.) 5.4 ppg, 1.8 rpg
C - Tim Thomas (6-8, Jr.) 3.2 ppg, 2.7 rpg
F - Norman Miller (6-8, Sr.) 0.8 ppg, 1.9 rpg

1981-82 (18-12)

G - Sean Tuohy (6-1, Sr.) 5.5 ppg, 1.0 rpg
F/G - Carlos Clark (6-7, Fr.) 21.1 ppg, 4.3 rpg
C - Roger Steig (6-9, Jr.) 8.2 ppg, 5.0 rpg
F - Eric Laird (6-4, Fr.) 7.9 ppg, 2.1 rpg
F - George Buckner (6-7, Fr.) 4.7 ppg, 2.1 rpg

TOP SUBS

G - Brad Pierce (6-0, So.) 4.1 ppg, 1.0 rpg
F - Michael Partridge (6-5, Fr.) 3.5 ppg, 3.2 rpg
C - Tim Thomas (6-8, Sr.) 3.5 ppg, 2.8 rpg

1982-83 (19-12)

G - Cecil Dowell (6-0, Jr.) 6.5 ppg, 2.5 rpg
F/G - Carlos Clark (6-4, Sr.) 20.4 ppg, 5.0 rpg
C - Roger Steig (6-9, Sr.) 11.2 ppg, 5.6 rpg
F - Eric Laird (6-4, So.) 11.2 ppg, 2.2 rpg
F - Michael Partridge (6-5, So.) 8.0 ppg, 5.8 rpg

TOP SUBS

F - George Buckner (6-7, So.) 3.6 ppg, 3.0 rpg
G - Brad Pierce (6-0, Jr.) 2.3 ppg, 0.6 rpg
F - Derek Horne (6-7, Fr.) 0.3 ppg, 0.8 rpg

1983-84 (8-20)

G - Eric Laird (6-4, Jr.) 17.4 ppg, 2.0 rpg
G - Joe Ayers (6-5, Fr.) 5.6 ppg, 3.4 rpg
C - Sylvester Kincheon (6-11, Fr.) 4.6 ppg, 3.4 rpg
F - Bruce Tranbarger (6-7, Fr.) 6.0 ppg, 2.6 rpg
F - Andre Laird (6-2, Fr.) 3.6 ppg, 0.9 rpg

TOP SUBS

F - George Buckner (6-7, Jr.) 10.0 ppg, 4.4 rpg
F - Michael Partridge (6-5, Jr.) 8.5 ppg, 4.8 rpg
G - Cecil Dowell (6-0, Sr.) 4.8 ppg, 1.5 rpg

1984-85 (11-17)

G - Eric Laird (6-4, Sr.) 16.5 ppg, 2.7 rpg
G - Joe Ayers (6-5, So.) 12.5 ppg, 4.1 rpg
C - Derek Horne (6-7, Jr.) 4.3 ppg, 4.8 rpg
F - Curtis Ritchwood (6-6, Jr.) 14.3 ppg, 7.4 rpg
F - Andre Laird (6-1, So.) 3.8 ppg, 1.4 rpg

TOP SUBS

G - Joe Coleman (6-1, Fr.) 6.1 ppg, 1.7 rpg
F - Don Royster (6-7, So.) 5.8 ppg, 3.7 rpg
C - Todd Robinson (6-9, Fr.) 1.7 ppg, 1.5 rpg

1985-86 (12-17)

G - Roderick Barnes (6-1, So.) 10.2 ppg, 2.7 rpg
G - Joe Ayers (6-5, Jr.) 8.4 ppg, 2.6 rpg
C - Derek Horne (6-7, Sr.) 2.8 ppg, 3.0 rpg
F - Eric Smith (6-6, Jr.) 17.5 ppg, 6.8 rpg
F - Curtis Ritchwood (6-6, Sr.) 13.3 ppg, 7.5 rpg

TOP SUBS

G - Joe Coleman (6-1, So.) 6.9 ppg, 1.1 rpg
C - Ronnie Sims (6-9, Jr.) 4.3 ppg, 2.9 rpg
F - Bruce Tranbarger (6-7, So.) 3.0 ppg, 1.5 rpg

1986-87 (15-14)

G - Joe Ayers (6-5, Sr.) 13.7 ppg, 3.9 rpg
G - Roderick Barnes (6-1, Jr.) 11.6 ppg, 2.9 rpg
C - Ronnie Sims (6-9, Sr.) 10.8 ppg, 5.4 rpg
F - Eric Smith (6-6, Sr.) 13.2 ppg, 8.0 rpg
F - Charles Prater (6-4, Jr.) 12.0 ppg, 5.2 rpg

TOP SUBS

G - Ronnie Miller (6-1, Jr.) 3.9 ppg, 1.7 rpg
F - Bruce Tranbarger (6-7, Jr.) 1.6 ppg, 1.1 rpg
G - Keith Kessinger (6-2, So.) 3.6 ppg, 0.3 rpg

1987-88 (13-16)

G - Roderick Barnes (6-1, Sr.) 19.0 ppg, 4.2 rpg
G - Tim Jumper (6-3, Fr.) 13.6 ppg, 2.7 rpg
C - Sean Murphy (6-11, Fr.) 7.0 ppg, 5.2 rpg
F - Charles Prater (6-4, Sr.) 16.0 ppg, 6.9 rpg
F - Mike Paul (6-8, Jr.) 3.3 ppg, 2.7 rpg

TOP SUBS

G - Ronnie Miller (6-2, Sr.) 4.2 ppg, 1.7 rpg
F - Greg Turner (6-5, Fr.) 2.1 ppg, 2.3 rpg
F - Edgar Ward (6-6, Fr.) 1.8 ppg, 1.6 rpg

1988-89 (15-15)

G - John Matthews (5-10, So.) 7.6 ppg, 2.7 rpg
G - Tim Jumper (6-3, So.) 12.6 ppg, 3.9 rpg
C - Sean Murphy (6-11, So.) 5.8 ppg, 6.6 rpg
F - Gerald Glass (6-6, Jr.) 28.0 ppg, 8.5 rpg
F - Mike Paul (6-8, Sr.) 6.7 ppg, 4.8 rpg

TOP SUBS

G - David Midlick (6-0, Fr.) 7.0 ppg, 1.2 rpg
F - Greg Turner (6-5, So.) 5.4 ppg, 3.0 rpg
G - Hunter Atkins (6-3, Fr.) 5.7 ppg, 2.1 rpg

1989-90 (13-17)

G - John Matthews (5-10, Jr.) 5.6 ppg, 1.5 rpg
G - Tim Jumper (6-3, Jr.) 11.8 ppg, 3.2 rpg
C - Sean Murphy (6-11, Jr.) 5.5 ppg, 6.0 rpg
F - Gerald Glass (6-6, Sr.) 24.1 ppg, 7.6 rpg
F - Joe Harvell (6-7, Fr.) 13.2 ppg, 5.4 rpg

TOP SUBS

C - Patrick Eddie (6-11, Jr.) 7.2 ppg, 6.0 rpg
G - David Midlick (6-0, So.) 4.6 ppg, 1.0 rpg
F - James Bailey (6-6, Fr.) 2.3 ppg, 1.7 rpg

1990-91 (9-19)

G - Dondi Flemister (6-3, Fr.) 7.4 ppg, 2.6 rpg
G - Tim Jumper (6-3, Sr.) 12.5 ppg, 4.0 rpg
C - Sean Murphy (6-11, Sr.) 5.5 ppg, 6.1 rpg
F - Joe Harvell (6-7, So.) 17.4 ppg, 5.6 rpg
F - Patrick Eddie (6-11, Sr.) 8.6 ppg, 5.4 rpg

TOP SUBS

G - David Midlick (6-0, Jr.) 5.8 ppg, 1.4 rpg
F - Stephen Davis (6-6, Fr.) 5.0 ppg, 1.6 rpg
F - James Bailey (6-6, So.) 4.4 ppg, 3.6 rpg

1991-92 (11-17)

G - Dondi Flemister (6-3, So.) 7.6 ppg, 3.2 rpg
G - Kevin Watkins (6-2, Jr.) 12.9 ppg, 4.1 rpg
C - Kelvin Scales (6-8, Jr.) 9.1 ppg, 5.6 rpg

F - Joe Harvell (6-7, Jr.) 25.0 ppg, 5.9 rpg
F - James Bailey (6-5, Jr.) 6.0 ppg, 4.6 rpg

TOP SUBS

G - Cedric Brim (6-1, Fr.) 4.9 ppg, 1.9 rpg
C - Wes Hardin (7-0, Fr.) 4.0 ppg, 2.5 rpg
G - Don Jenkins (6-3, Jr.) 3.2 ppg, 2.8 rpg

1992-93 (10-18)

G - Kevin Watkins (6-2, Sr.) 16.5 ppg, 3.5 rpg
G - Cedric Brim (6-1, So.) 3.6 ppg, 1.3 rpg
C - David Dean (7-1, Jr.) 6.4 ppg, 5.1 rpg
F - Joe Harvell (6-7, Sr.) 17.7 ppg, 5.4 rpg
F - Jarrell Evans (6-6, Jr.) 7.0 ppg, 6.1 rpg

TOP SUBS

G - Juha Luhtanen (6-4, Jr.) 6.4 ppg, 1.9 rpg
F - Dillard Quick (6-7, Sr.) 5.4 ppg, 3.5 rpg
F - Kelvin Scales (6-8, Sr.) 2.9 ppg, 2.3 rpg

1993-94 (14-13)

G - Walsh Jordan (6-1, Jr.) 4.9 ppg, 1.6 rpg
G - David Johnson (6-2, Jr.) 15.1 ppg, 4.2 rpg
C - David Dean (7-1, Sr.) 9.4 ppg, 6.5 rpg
F - Jarrell Evans (6-6, Sr.) 11.9 ppg, 6.6 rpg
F - Ervin Garnes (6-4, Jr.) 12.6 ppg, 4.9 rpg

TOP SUBS

F - J.J. Sims (6-7, So.) 6.4 ppg, 3.9 rpg
G - Fred Johnigan (6-4, Jr.) 4.3 ppg, 4.0 rpg
F - Keith Peel (6-9, Sr.) 2.5 ppg, 2.9 rpg

1994-95 (8-19)

G - Cedric Brim (6-1, Sr.) 8.6 ppg, 2.7 rpg
G - David Johnson (6-2, Sr.) 13.5 ppg, 3.4 rpg
F - John Jackson (6-7, Jr.) 9.6 ppg, 5.1 rpg
F - Fred Johnigan (6-4, Sr.) 7.2 ppg, 4.8 rpg
F - Anthony Boone (6-7, Fr.) 11.6 ppg, 5.0 rpg

TOP SUBS

F - J.J. Sims (6-7, Jr.) 9.9 ppg, 4.6 rpg
F - Ansu Sesay (6-9, Fr.) 7.2 ppg, 3.8 rpg
G - Robert Butler (6-3, So.) 5.2 ppg, 2.0 rpg

1995-96 (12-15)

G - Michael White (6-1, Fr.) 5.4 ppg, 1.8 rpg
G - Keith Carter (6-4, Fr.) 13.8 ppg, 5.4 rpg
F - Ansu Sesay (6-9, So.) 10.6 ppg, 5.8 rpg
F - Jason Smith (6-6, Fr.) 9.2 ppg, 4.9 rpg
F - Anthony Boone (6-7, So.) 6.2 ppg, 6.2 rpg

TOP SUBS

G - Joezon Darby (6-2, So.) 9.3 ppg, 2.6 rpg
F - John Jackson (6-7, Sr.) 6.6 ppg, 3.7 rpg
F - Ervin Garnes (6-4, Sr.) 4.1 ppg, 3.2 rpg

1996-97 (20-9)

G - Michael White (6-1, So.) 4.4 ppg, 1.8 rpg
G - Keith Carter (6-4, So.) 12.1 ppg, 4.2 rpg
F - Ansu Sesay (6-9, Jr.) 14.8 ppg, 7.9 rpg
F - Jason Smith (6-6, So.) 11.4 ppg, 5.8 rpg
F - Anthony Boone (6-7, Jr.) 7.0 ppg, 3.9 rpg

TOP SUBS

G - Joezon Darby (6-2, Jr.) 10.5 ppg, 2.2 rpg
F - Jon Cantrell (6-8, So.) 3.9 ppg, 1.8 rpg
F - Johnnie Rogers (6-9, So.) 2.8 ppg, 3.5 rpg

1997-98 (22-7)

G - Michael White (6-1, Jr.) 5.4 ppg, 2.0 rpg
G - Keith Carter (6-4, Jr.) 14.8 ppg, 6.2 rpg
F - Ansu Sesay (6-9, Sr.) 18.6 ppg, 7.6 rpg
F - Jason Smith (6-6, Jr.) 9.8 ppg, 6.5 rpg
F - Anthony Boone (6-7, Sr.) 5.3 ppg, 4.1 rpg

TOP SUBS

G - Joezon Darby (6-2, Sr.) 11.7 ppg, 2.4 rpg
G - Jason Flanigan (6-1, Fr.) 4.1 ppg, 1.6 rpg
F - Johnnie Rogers (6-9, Jr.) 3.2 ppg, 2.8 rpg

1998-99 (20-13)

G - Michael White (6-1, Sr.) 5.2 ppg, 1.9 rpg
 G - Jason Flanigan (6-1, So.) 4.8 ppg, 2.6 rpg
 G - Keith Carter (6-4, Sr.) 16.4 ppg, 4.6 rpg
 F - Jason Smith (6-6, Sr.) 12.9 ppg, 5.6 rpg
 F - Marcus Hicks (6-6, Jr.) 11.7 ppg, 5.4 rpg

TOP SUBS

F - Rahim Lockhart (6-8, So.) 7.4 ppg, 4.9 rpg
 G - Jason Harrison (5-5, Fr.) 6.3 ppg, 1.7 rpg
 F - Johnnie Rogers (6-9, Sr.) 4.1 ppg, 3.0 rpg

1999-2000 (19-14)

G - Jason Harrison (5-5, So.) 9.4 ppg, 2.8 rpg
 G - Jason Flanigan (6-1, Jr.) 8.4 ppg, 2.9 rpg
 F - Rahim Lockhart (6-8, Jr.) 12.2 ppg, 8.4 rpg
 F - LaTaryl Williams (6-7, Sr.) 9.0 ppg, 3.5 rpg
 F - Marcus Hicks (6-6, Sr.) 14.3 ppg, 5.9 rpg

TOP SUBS

F - Darrian Brown (6-6, So.) 6.9 ppg, 3.1 rpg
 G - Emmanuel Wade (6-3, Fr.) 4.9 ppg, 1.7 rpg
 G - Jason Holmes (6-5, Jr.) 3.3 ppg, 1.6 rpg

2000-01 (27-8)

G - Jason Flanigan (6-1, Sr.) 7.1 ppg, 3.1 rpg
 G - David Sanders (6-3, So.) 6.9 ppg, 2.7 rpg
 F - Rahim Lockhart (6-8, Sr.) 13.0 ppg, 8.1 rpg
 F - Justin Reed (6-8, Fr.) 11.0 ppg, 5.9 rpg
 F - Jason Holmes (6-5, Sr.) 6.3 ppg, 2.6 rpg

TOP SUBS

G - Aaron Harper (6-7, Fr.) 9.2 ppg, 2.9 rpg
 G - Jason Harrison (5-5, Jr.) 7.1 ppg, 1.9 rpg
 G - Emmanuel Wade (6-3, So.) 4.4 ppg, 1.8 rpg

2001-02 (20-11)

G - Jason Harrison (5-5, Sr.) 9.7 ppg, 1.7 rpg
 G - David Sanders (6-3, Jr.) 12.5 ppg, 4.6 rpg
 F - Justin Reed (6-8, So.) 14.6 ppg, 6.6 rpg
 F - Derrick Allen (6-8, Jr.) 8.9 ppg, 5.9 rpg
 F - Aaron Harper (6-7, So.) 11.9 ppg, 4.3 rpg

TOP SUBS

G - Emmanuel Wade (6-3, Jr.) 7.0 ppg, 3.3 rpg
 F/G - Kendrick Fox (6-7, Fr.) 2.2 ppg, 0.9 rpg
 F - Richard Kirklín (6-9, Jr.) 1.6 ppg, 1.0 rpg

2002-03 (14-15)

G - David Sanders (6-3, Sr.) 10.1 ppg, 3.9 rpg
 G - Trey Pearson (6-4, Fr.) 4.7 ppg, 2.9 rpg
 F - Justin Reed (6-8, Jr.) 15.4 ppg, 5.3 rpg
 F - Derrick Allen (6-8, Sr.) 8.2 ppg, 4.9 rpg
 F - Aaron Harper (6-7, Jr.) 12.2 ppg, 3.7 rpg

TOP SUBS

G - Emmanuel Wade (6-3, Sr.) 8.5 ppg, 2.7 rpg
 F/C - John Gunn (6-10, Jr.) 2.8 ppg, 1.8 rpg
 G - Justin Johnson (6-0, So.) 2.4 ppg, 0.6 rpg

2003-04 (13-15)

G - Todd Abernethy (6-1, Fr.) 5.4 ppg, 1.5 rpg
 G - Justin Johnson (6-0, Jr.) 5.3 ppg, 1.9 rpg
 F - Justin Reed (6-8, Sr.) 18.5 ppg, 7.5 rpg
 F - Tommie Eddie (6-7, Jr.) 5.3 ppg, 3.0 rpg
 F - Aaron Harper (6-7, Sr.) 16.5 ppg, 5.1 rpg

TOP SUBS

F/G - Kendrick Fox (6-7, Jr.) 5.1 ppg, 2.5 rpg
 G - Ed Glass (6-2, Jr.) 1.9 ppg, 1.3 rpg
 G - Bam Doyno (6-4, Fr.) 1.5 ppg, 1.4 rpg

2004-05 (14-17)

G - Cavadas Nunnery (5-9, Sr.) 3.1 ppg, 1.9 rpg
 G - Justin Johnson (6-0, Sr.) 5.5 ppg, 1.4 rpg
 F - Tommie Eddie (6-7, Sr.) 11.3 ppg, 4.4 rpg
 F - Kendrick Fox (6-7, Sr.) 7.6 ppg, 3.0 rpg
 F - Londrick Nolen (6-6, Jr.) 9.8 ppg, 4.4 rpg

TOP SUBS

G - Todd Abernethy (6-1, So.) 8.3 ppg, 2.8 rpg
 F - Marvin Moore (6-6, Sr.) 5.7 ppg, 3.1 rpg
 G/F - Brandon Patterson (6-6, Fr.) 5.1 ppg, 2.0 rpg

2005-06 (14-16)

G - Todd Abernethy (6-1, Jr.) 8.6 ppg, 2.6 rpg
 G - Bam Doyno (6-4, Jr.) 9.0 ppg, 4.0 rpg
 C - Dwayne Curtis (6-8, So.) 13.6 ppg, 7.6 rpg
 F - Jermy Parnell (6-8, So.) 4.8 ppg, 2.9 rpg
 F - Londrick Nolen (6-6, Sr.) 8.6 ppg, 4.5 rpg

TOP SUBS

G - Clarence Sanders (6-2, Jr.) 9.1 ppg, 1.3 rpg
 F - Trey Hampton (6-7, Fr.) 4.5 ppg, 2.2 rpg
 G - Brandon Patterson (6-6, So.) 2.8 ppg, 1.3 rpg

2006-07 (21-13)

G - Todd Abernethy (6-1, Sr.) 11.2 ppg, 3.0 rpg
 G - Clarence Sanders (6-1, Sr.) 16.1 ppg, 2.5 rpg
 G - Bam Doyno (6-4, Sr.) 14.9 ppg, 4.3 rpg
 C - Dwayne Curtis (6-8, Jr.) 12.2 ppg, 8.3 rpg
 F - Kenny Williams (6-8, Jr.) 7.1 ppg, 5.7 rpg

TOP SUBS

F/C - Jermy Parnell (6-8, Jr.) 4.9 ppg, 4.0 rpg
 G - Eniel Polynice (6-5, Fr.) 3.9 ppg, 2.2 rpg
 F - Trey Hampton (6-7, So.) 2.2 ppg, 1.7 rpg

2007-08 (24-11)

G - Chris Warren (5-10, Fr.) 15.8 ppg, 2.0 rpg
 G - David Huertas (6-5, So.) 10.7 ppg, 3.7 rpg
 G - Eniel Polynice (6-5, So.) 10.7 ppg, 5.3 rpg
 C - Dwayne Curtis (6-8, Sr.) 14.9 ppg, 9.6 rpg
 F - Kenny Williams (6-8, Sr.) 8.5 ppg, 6.6 rpg

TOP SUBS

G - Zach Graham (6-5, Fr.) 5.9 ppg, 2.7 rpg
 G - Trevor Gaskins (6-2, Fr.) 5.9 ppg, 1.5 rpg
 F - Jermy Parnell (6-8, Sr.) 3.7 ppg, 3.3 rpg

2008-09 (16-15)

G - Terrico White (6-5, Fr.) 13.7 ppg, 3.4 rpg
 G - David Huertas (6-5, Jr.) 18.1 ppg, 4.5 rpg
 G - Zach Graham (6-5, So.) 8.5 ppg, 3.1 rpg
 F - Murphy Holloway (6-7, Fr.) 8.4 ppg, 6.6 rpg
 F - Malcolm White (6-9, So.) 7.2 ppg, 5.7 rpg
 *G - Chris Warren (5-10, So.) 19.6 ppg, 1.5 rpg
 *Started first 11 games of season before injured

TOP SUBS

F - Terrance Henry (6-9, Fr.) 4.2 ppg, 3.6 rpg
 F - DeAndre Cranston (6-9, Jr.) 3.1 ppg, 4.2 rpg
 G - Will Bogan (6-1, Fr.) 2.3 ppg, 0.8 rpg

2009-10 (24-11)

G - Chris Warren (5-10, Jr.) 17.2 ppg, 2.0 rpg
 G - Terrico White (6-5, So.) 15.1 ppg, 4.6 rpg
 G - Eniel Polynice (6-5, Jr.) 8.8 ppg, 4.1 rpg
 F - Murphy Holloway (6-7, So.) 10.1 ppg, 7.6 rpg
 F - DeAndre Cranston (6-9, Sr.) 3.5 ppg, 4.1 rpg

TOP SUBS

G - Zach Graham (6-6, Jr.) 9.2 ppg, 3.1 rpg
 F - Terrance Henry (6-9, So.) 6.4 ppg, 3.7 rpg
 F - Reginald Buckner (6-8, Fr.) 4.1 ppg, 4.5 rpg

2010-11 (20-14)

G - Chris Warren (5-10, Sr.) 19.1 ppg, 2.2 rpg
 G - Zach Graham (6-6, Sr.) 14.2 ppg, 4.5 rpg
 G - Nick Williams (6-4, So.) 6.2 ppg, 4.0 rpg
 F - Terrance Henry (6-9, Jr.) 9.7 ppg, 6.0 rpg
 F - Reginald Buckner (6-9, So.) 6.8 ppg, 6.4 rpg

TOP SUBS

G - Dundrecous Nelson (5-11, Fr.) 7.2 ppg, 1.5 rpg
 G - Trevor Gaskins (6-2, Jr.) 6.1 ppg, 2.8 rpg
 F - Steadman Short (6-9, Jr.) 3.2 ppg, 3.8 rpg

2011-12 (20-14)

G - Jarvis Summers (6-4, Fr.) 10.4 ppg, 2.4 rpg
 G - Nick Williams (6-4, Jr.) 10.1 ppg, 3.4 rpg
 F - Terrance Henry (6-9, Sr.) 12.5 ppg, 4.3 rpg

F - Murphy Holloway (6-7, Jr.) 11.2 ppg, 9.0 rpg
 F - Reginald Buckner (6-9, Jr.) 6.9 ppg, 8.1 rpg

TOP SUBS

G - LaDaruis White (6-6, Fr.) 5.4 ppg, 1.7 rpg
 F - Demarco Cox (6-8, So.) 3.2 ppg, 2.9 rpg
 F - Aaron Jones (6-8, Fr.) 1.4 ppg, 1.9 rpg

2012-13 (27-9)

G - Jarvis Summers (6-3, So.) 9.1 ppg, 1.8 rpg
 G - Nick Williams (6-4, Sr.) 8.0 ppg, 1.8 rpg
 G - Marshall Henderson (6-2, Jr.) 20.1 ppg, 3.1 rpg
 F - Murphy Holloway (6-7, Sr.) 14.5 ppg, 9.7 rpg
 F - Reginald Buckner (6-9, Sr.) 9.4 ppg, 7.5 rpg

TOP SUBS

G - LaDaruis White (6-6, So.) 6.4 ppg, 3.0 rpg
 G - Derrick Millingahus (5-10, Fr.) 5.3 ppg, 1.4 rpg
 F - Aaron Jones (6-8, So.) 3.5 ppg, 4.1 rpg

2013-14 (19-14)

G - Jarvis Summers (6-3, Jr.) 17.3 ppg, 1.9 rpg
 G - LaDaruis White (6-6, Jr.) 7.1 ppg, 3.0 rpg
 G - Marshall Henderson (6-2, Sr.) 19.0 ppg, 1.9 rpg
 F - Aaron Jones (6-9, Jr.) 6.0 ppg, 6.6 rpg
 F - Sebastian Saiz (6-9, Fr.) 5.1 ppg, 5.6 rpg

TOP SUBS

F - Anthony Perez (6-9, So.) 7.1 ppg, 3.5 rpg
 G - Derrick Millingahus (5-10, So.) 6.6 ppg, 1.7 rpg
 G - Martavious Newby (6-2, So.) 3.2 ppg, 3.2 rpg

2014-15 (21-13)

G - Jarvis Summers (6-3, Sr.) 12.0 ppg, 1.8 rpg
 G - Martavious Newby (6-3, Jr.) 4.0 ppg, 5.4 rpg
 G - Stefan Moody (5-10, Jr.) 16.6 ppg, 3.4 rpg
 F - M.J. Rhett (6-9, Sr.) 7.4 ppg, 4.6 rpg
 F - Sebastian Saiz (6-9, So.) 7.6 ppg, 5.5 rpg

TOP SUBS

G - LaDaruis White (6-6, Sr.) 11.1 ppg, 3.2 rpg
 C - Dwight Coleby (6-10, So.) 5.4 ppg, 4.8 rpg
 G - Terence Smith (6-3, Sr.) 3.9 ppg, 1.2 rpg

2015-16 (20-12)

G - Stefan Moody (5-10, Sr.) 23.6 ppg, 3.2 rpg
 G - Martavious Newby (6-3, Sr.) 4.9 ppg, 5.4 rpg
 G - Rasheed Brooks (6-5, Jr.) 8.3 ppg, 3.3 rpg
 F - Tomasz Gielo (6-9, Sr.) 9.9 ppg, 4.3 rpg
 F - Sebastian Saiz (6-9, Jr.) 11.7 ppg, 8.7 rpg

TOP SUBS

F - Anthony Perez (6-9, Sr.) 7.0 ppg, 4.1 rpg
 F - Marcanvis Hymon (6-7, So.) 6.1 ppg, 5.2 rpg
 G - Donte Fitzpatrick-Dorsey (6-5, Fr.) 3.7 ppg, 1.2 rpg

2016-17 (22-14)

G - Breein Tyree (6-2, Fr.) 7.3 ppg, 1.9 ppg
 G - Deandre Burnett (6-2, Jr.) 16.5 ppg, 2.1 rpg
 G - Terence Davis (6-4, So.) 14.9 ppg, 5.3 rpg
 F - Marcanvis Hymon (6-7) 3.5 ppg, 5.0 rpg
 F - Sebastian Saiz (6-9, Sr.) 15.1 ppg, 11.4 rpg

TOP SUBS

F - Justas Furmanavicius (6-7, Jr.) 6.3 ppg, 5.0 rpg
 G - Cullen Neal (6-4, Jr.) 9.4 ppg, 1.7 rpg
 G - Rasheed Brooks (6-5, Sr.) 6.4 ppg, 2.6 rpg

ALL-TIME LETTERMEN

— A —

Abernathy, Lewis McLaurine (Dugan), 1952-53-54
 Abernethy, Todd, G, 2004-05co-c, 06co-c, 07co-c
 Actwood, Walter, F, 1974-75-76, 77c
 Agee, Sam, F, 2004
 Ainsworth, Sterling, C, 1960-61-62
 Aldridge, Scott, mgr., 1997-98-99-2000
 Aldy, Ronnie, G, 1967-68
 Allen, Bo, F, 1988
 Allen, Derrick, F, 2002-03c
 Anderson, Jimmie Hall, G-C, 1934
 Aniefiok, Maurice, G, 2012
 Atherton, Jim Tom, G, 1957-58-59
 Atkins, Hunter G, 1989
 Austin, L.F., 1911
 Austin, Oliver, F, 1909-10; 1912
 Avery, Jack, F, 1931
 Ayers, Joe, F, 1984-85-86-87

— B —

Bailey, James, F, 1990-91-92c
 Bailey, Robert W., 1913
 Baird, Gaylon, C, 1970-71
 Ball, Coolidge, F, 1972-73-74c
 Ball, John H., F, 1914
 Barkley, Thomas, G, 1924
 Barksdale, Jack, G, 1955
 Barnes, Chuck, G, 1990
 Barnes, Roderick, G, 1985-86-87-88
 Barrett, Chris, G, 1978-79-80-81
 Beddenfield, Marcus, G, 1933
Below, Lane, G, 2017
 Benson, Kim, C, 1978
 Berry, George, 1931
 Berryhill, Herman E., C, 1933-34
 Billips, John, G-F, 1976-77
 Bishop, Smith, F, 1915
 Blackledge, W.T., C, 1947-48
 Blackwell, Ance, G, 1939-40
 Bobe, James, F, 1964-65
 Bogan, Will, G, 2009; 2011
 Bogen, Edward J. (Josh), mgr., 1929
 Bolton, Bill, C, 1961-62-63
 Boone, Anthony, F, 1995-96-97-98
 Boone, Michael, F, 1997-98
 Boucher, Duaine, F, 1970-71-72c
 Boutwell, George, G, 1929-30-31
 Brackeen, Denver, C, 1954-55
 Bradley, Kimble, G, 1938-39



Point guard Todd Abernethy was a three-time team captain in 2005, 2006 and 2007.

Branham, Alfred, F, 1917
 Brawner, Jerry, C, 1967-68-69
 Breland, R.Q., F, 1923-24
 Brent, Charlton, G, 1930
 Bridges, Roy, G, 1917
 Brim, Cedric, G, 1992-93-94-95c
 Brinson, Alonzo, G, 1926-27
 Britt, Alvin, G-F, 1932-33-34
 Britt, Howard, 1936
 Brooks, Rasheed, G, 2016-17
 Brown, Bryan, G, 2003
 Brown, Carter, F, 1957-58
 Brown, Darrian, G, 1999-2000
 Brown, Kiah, G, 2007
 Brown, Ryan, G, 2008-09
 Bruce, Johnny, F, 1945-46
 Brutus, Terry, F, 2013-15
 Bryson, Cecil, G, 1925-26-27
 Buchanan, Oscar, F, 1943
 Buckner, George, F, 1982-83
 Buckner, Reginald, F, 2010-11-12-13
 Burhorn, Chuck, F, 1966-67
 Burke, Webster, G, 1925-26-27
 Burks, Anthony, F/C, 1997
Burnett, Deandre, G, 2017
 Burnett, Loren, G, 1941
 Burnside, Andre, F, 1995
 Busby, Ray, G, 1948-49
 Butler, Robert, G, 1994-95
 Butler, Tom, C-F, 1968-69-70
 Bynum, Jerry, G, 1953-54-55-56

— C —

Cahall, Billy, G, 1911-12
 Caldwell, Danny, G, 1961
 Caldwell, Jeff, mgr., 1991-92
 Cantinol, Kevin, F, 2009
 Cantrell, Jon, F, 1996-97-98
 Capers, Jamie, mgr., 1995-96-97-98
 Capello, Harry, 1940
 Carlson, Cully, G-F, 1936-37
 Carpenter, Hunter, G, 1996-97-98-99co-c
 Carter, Keith, G, 1996-97-98-99co-c
 Chamblee, Rodney, C, 1967-68-69
 Chandler, Lane T., 1912-14
 Childers, Jimmy, C, 1950-51-52
 Childs, Marlon, F, 1995-96
 Clark, Carlos, G, 1980-81-82-83
 Clay, George, C, 1936-37-38
 Coghlan, Ken, G, 1982-83-84
 Coleby, Dwight, C, 2014-15
 Coleman, Joe, G, 1985-86
 Coleman, Ron, G, 1968-69-70
 Coddington, Jake, F, 2016
 Cook, Marion (Rabbit), G, 1947-48-49-50
 Cox, Demarco, C, 2011-12-13-14
 Cox, Fred, C, 1972-73-74
 Cranston, DeAundre, F, 2009-10
 Crawford, Eddie, F, 1955
 Curtis, Chester, F, 1933-34-35
 Curtis, Corwin, mgr., 1996-97; 1999
 Curtis, Dwayne, C, 2006co-c, 07-08
 Cutrer, Louis, G, 1925-26

— D —

Darby, Joezon, G, 1996-97-98
 Davidson, Ron, C-F, 1962-63-64
 Davidson, J.W. (Wobble), G, 1940, 42
 Davis, Monte, F, 1942
 Davis, Paul, G, 1943
 Davis, Ronnie, G, 1976
 Davis, Stephen, F, 1991
Davis, Terence, G, 2016-17
 Dean, David, C, 1993-94
 Dean, Joe, F, 1965
 Dowell, Cecil, G, 1980-81, 83-84

Downing, Dave, F, 1973
 Doyle, L.A., C, 1919
 Doyne, Bam, G, 2004-05-06-07co-c
 Drum, Rob, F, 1981
 Dunn, Eddie, G, 1964-65-66
 Dunn, Geoff, mgr., 1994-95-96
 Dupoy, Jim, F, 1949

— E —

Eddie, Patrick, F, 1990-91
 Eddie, Tommie, F, 2004-05
 Edmonds, El, F-G, 1961-62-63
 Edmonds, Mel, G, 1961-62-63
 Egger, Burnell, C, 1939c
 Emanuel, Elijah, G-F, 1976-77
 Engstrom, John, C, 1999-2000-01
 Enright, Jack, G, 1946
 Escobar, J.T., 2016
 Estes, Ronald, C, 1953
 Evans, Jarrell, F, 1993-94
 Evans, Joseph P., 1918

— F —

Farese, Steve, F, 1969-71
 Farley, Tommy, G, 1961-62
 Farmer, Wm. Ernest, G, 1931
 Farr, Jim, F-C, 1970-71-72
 Favre, Elkin (Spider), F-C, 1938
 Field, Richard J., F, 1916-17
 Finley, Sam, G, 2016
 Fitzgerald, Edmond, G, 1992-93-94
 Fitzpatrick-Dorsey, Donte, G, 2016-17
 Flack, Jackie, F, 1941
 Flanigan, Jason, G, 1998-99-2000-01c
 Flemister, Dondi, G, 1991-92-93
 Fletcher, Bob, C, 1949
 Fletcher, Spence, trn., 1990, 1993-94
 Flowers, Graydon, C, 1921-22-23
 Foose, Sam Jr., F, 1936
 Ford, Gordon, mgr., 1984
 Ford, Joe W., F, 1920-21
 Ford, Wm Gobel, F, 1920-21-22
 Fox, Kendrick, F/G, 2002-03-04-05co-c
 Fuller, Donny, mgr., 1978
 Fulton, Charles W., 1916
Furmanavicius, Justas, F, 2017

— G —

Gaddis, Jack T., G, 1914
 Galey, Charles (Red), G, 1946
 Garner, Carlton, F, 1956-57-58
 Garnes, Ervin, G-F, 1994-96c
 Garrett, Troy, G, 1990
 Gaskins, Trevor, G, 2008; 2010-11
 Gibbon, Joe, F, 1954-55-56-57
 Gielo, Tomasz, F, 2016
 Gillom, George, F, 1975-77
 Gladding, Chick, 1940
 Glass, Ed, G, 2004-05
 Glass, Gerald, F, 1989-90c
 Goldman, Olando Adams, F, 1943
 Goodwin, Arthur, F, 1941
 Goolsby, L.J., G, 1994-95
 Graeber, Charles L., C, 1930-31c
 Graehler, Al, G, 1950-51-52
 Graham, B.L., F, 1936-37-38c
 Graham, Hardy, F, 1962-63
 Graham, Zach, G, 2008-09-10-11
 Grant, Roy G., C, 1915-16-17
 Graves, Jimmie, C, 1957
 Green, James, G, 1980-81-82
 Greenwich, Harley, G, 1941
 Griffin, Louis, C-F, 1958-59-60
 Grissom, Mitch, 1936

Guider, Ben A., F, 1931
 Gunn, Danny, G, 1971-72-73c
 Gunn, John, F, 2000-01; 2003

— H —

Halford, Michael, G, 2010
 Hall, Parker, G, 1938
 Hamilton, Richard, F, 1979
 Hamley, Doug, F, 1943
 Hampton, Trey, F, 2006-07
 Hansbro, Xavier, F, 2006-07
 Haralson, M. Flint, 1913
 Hardin, Wesley, C, 1992
 Hardy, Greg, F, 2007
 Harper, Aaron, F/G, 2001-02-03-04co-c
 Harper, Alfred Y., F, 1921
 Harris, Dustin, mgr., 2002
 Harris, Eugene, F, 1976-77co-c
 Harrison, Jason, G, 1999-2000-01-02
 Harvell, Joe, F, 1990-91-92-93
 Harvey, Randy, 1966
 Hatch, Garnie, G, 1958-59
 Hawthorn, 1931
 Haxton, Richard Kenneth, 1910-11; 1913c
 Hayes, Josh, F/G, 2001
 Haynes, Kirk, G, 1931-32-33c
 Hazel, Homer, F, 1940; 1942
 Hazel, Larry, 1942
 Henderson, Louis, C, 1919-20-21c
 Henderson, Marshall, G, 2013-14
 Henry, Terrance, F, 2009-10-11-12
 Henson, Ed, G, 1942-43c
 Herrington, Bart, G, 1932-33-34
 Herrington, H.L. G, 1922-23
 Hewgley, Joe, 1953
 Hicks, Marcus, F, 1999-2000
 Hilbun, Ben, G, 1915
 Hoff, Arthur S., F, 1924-25
 Holder, George Ernest, G, 1923-24
 Holladay, Walter, G, 1915-16-17
 Holloway, Murphy, F, 2009-10; 12-13
 Holmes, Jason, G, 2000-01
 Holtz, Shaun, F, 2003
 Hopkins, Oliver Houston, 1931
 Horne, A.G., G, 1945
 Horne, Derek, F, 1983-84-85-86c
 Horner, Ed, mgr., 1943
 Hovious, Brad, G, 1966
 Hovious, Junie, G, 1940-41-42
 Howell Sr., Jamie W., G, 1959-60
 Hudson, Dean, G, 1973-74
 Hudspeth, James W., F, 1930
 Huertas, David, G, 2008-09
 Hume, Leland, 1917
 Huffstatler, Charles, F, 1964-65


Hymon, Marcanvis, F, 2015-16-17

— I —

Inman, Wayland, C-F, 1955-56-57
 Ivy, James, F, 1979-80
 Izard, Billie, G, 1924-25

— J —

Jackson, Henry, G, 1976-77-78-79
 Jackson, John, F, 1995-96c
 Jackson, Lonnie, F, 2004-05
 Jackson, Robert C., G, 1930
 Jarvis, Cob, F-G, 1952-53-54
 Jenkins, Donald, G, 1992
 Jennings, John B. (Red), G, 1946
 Joesaar, Janari, G, 2014
 Johnigan, Fred, G-F, 1994-95c
 Johnson, David, G, 1994-95c
 Johnson, Earl, F, 1923-24; 26
 Johnson, Justin, G, 2002-03-04-05
 Johnson, Robert, C, 1923-24-25-26



2001 All-America forward Rahim Lockhart was part of the winningest senior class in school history.

Johnson, Walter, F, 1952
 Johnston, Harry, F, 1963
 Jones, Aaron, F, 2012-13-14-15
 Jones, Cecil, G, 1969-70-71
 Jones, Greg, F, 1988-89-90-91
 Jones, Quitman, F, 1914-15c
 Jones, Rodney, G, 2007-08
 Jordan, Charlie, F, 1967-68-69
 Jordan, Dan, F, 1958; 1960 mgr.
 Jordan, Terry L., 1970
 Jordan, Tom, G, 1972-73-74
 Jordan, Walsh, G, 1994
 Jumper, Tim, G, 1988-89-90-91c

— K —

Keller, Irving, F, 1938-39-40
 Kelly, Harold, F, 1947-48
 Kessinger, Don, G, 1962-63-64
 Kessinger, Keith, G, 1986-87
 Kinard, Frank M. (Bruiser), G, 1936-37-38
 Kincade, Robert, G, 1936-37-38
 Kincheon, Sylvester, C, 1984
 King, John, 1958-59-60
 Kirklín, Richard, F, 2000-01-02
 Kirkpatrick, Carroll, mgr., 1983
 Klein, Jeff, C, 1976
 Knox, Ike C., C, 1909
 Korff, Louis, 1951
 Kortz, Otho, 1949
 Kortz, Tommy, 1954-55
 Kreilein, Robert, F, 1963-64-65
 Krell, Doug, F, 1945
 Kyles, Joe, G, 1975-76-77-78

— L —

Laird, Andre, G, 1984-85
 Laird, Dewitt, G, 1928-29c
 Laird, Eric, G, 1982-83-84-85
 Landtrip, D.B., F, 1919c
 Lawrencece, Roderick, G, 2015
 Lee, Alonzo, G, 1909-10c, 1911
 Lee, Robert, C, 1927-28c
 Lee, William Curtis, G, 1925
 Leonard, Taylor, 1936
 Lester, Drane, F, 1919-20
 Leyden, Tom, G, 1935; 1937
 Liddell, Samuel H., F, 1909c

Lindsey, Ken, G, 1952-53
 Lindsey, Wade, G, 1956-57
 List, Henry C. (Hank), 1970
 Lockhart, Rahim, F, 1998-99-2000-01c
 Loe, Jonathan, G, 2003
 Long, Harry Metcalfe, F, 1912
 Luhtanen, Juha, G, 1991-92-93
 Lusk, Glenn, G, 1964; 1966

— M —

Mabry, Edward, C, 1929-30c
 Mahoney, Bob, G, 1973-74-75c
 Malcom, Stanley, G, 1979
 Mann, Jack, G, 1947-48-49
 Marshall, Jack, F, 1946-47-48-49-50c
 Martin, Geoffrey, mgr., 2012
 Martin, Jerron, G, 2014
 Martin, W.T., F, 1910-11
 Martindale, Larry, 1966-67-68
 Matthews, John G, 1989-90-91
 May, William R., 1918
 Mayers, Alonzo G., 1917
 McCain, Bob, G, 1943
 McCall, E.F., G, 1913-14-15-16c
 McCarley, Bobby, F, 1961-62
 McCartney, Tom, mgr., 1975
 McClury, Monroe, C, 1910
 McDaniels, B.O., G, 1919-20
 McDonald, Sylvester, F, 1912
 McElroy, Hubert S., 1918
 McMullen, M.C., 1945; 1947-48-49c
 Meibers, Matt, F, 1973-74
 Megginson, Richard, F, 1965
 Mehrtens, Cliff, 1951-52
 Mehrtens, Cliff, G, 1973-74
 Meibers, Matt, F, 1973-74-75
 Michaels, Keith, F, 1973-74-75
 Midlick, David, G, 1989-90-91
 Millender, David, mgr., 1981-82-83-84
 Miller, Dick, F, 1942
 Miller, Eddie, G, 1967-68
 Miller, James, C, 1955-56-57
 Miller, Norman, F-C, 1978, 80-81
 Miller, Ronnie, F, 1987-88
 Millinghaus, Derrick, G, 2013
 Mitchell, Steve Franks, F, 1910-11
 Mock, Lafayette Engle, G, 1915
 Montgomery, J. (Johnnie), F, 1921-22-23-24
 Montgomery, G, 1932-33-34
 Moody, Stefan, G, 2015-16
 Moore, Bucky, 1930-31
 Moore, H.W., G, 1910-11
 Moore, Jeffrey, trn., 1995-96
 Moore, Marvin, F, 2004-05
 Moran, Jim, C, 1967
 Morris, L.B., G, 1919-20c
 Morris, Nate, C, 2017
 Morton, Oliver, F, 1997
 Murphy, George James, G, 1946
 Murphy, Sean, C, 1988-89-90-91
 Murray, Harvey, F, 1975-76
 Muse, Bill, G, 1976
 Myers, L.D., 1913

— N —

Neal, Cullen, G, 2017
 Nelson, Dundrecois, G, 2011
 Neumann, Johnny, 1971
 Nevol Jon, mgr., 2012
 Newby, Martavious, G, 2013-14-15-16
 Nolen, Londrick, F, 2005-06co-c
 Norman, Will, G, 2012-13
 Nunnery, Cavadas, G, 2002-03-04-05co-c

— O —

Ogden, James Nicholson, F, 1917



HISTORY

Ogide, Andy, F, 2007
 Oney, Chris, G, 1997
 Osso, Steve, G, 1976

— P —

Page, Forrest, G-F, 1943
 Palmer, Johnny, F-C, 1953-54
 Parker, Bill, 1949
 Parks, Quay, G-F, 1966-67
 Parnell, Jerme, F-C, 2005-06-07-08
 Partridge, John, C, 1964-65-66
 Partridge, Michael, F, 1982-83
 Pate, Grant, mgr., 1990
 Pate, Ward, mgr., 1991-92-93
 Patterson, Bob, C, 1977-78
 Patteron, Brandon, G, 2005-06
 Paul, Mike, F, 1988-89
 Pearson, Trey, G, 2003
 Peel, Keith, F-C, 1991-92-93-94
 Peeper, Cade, G, 2013-14
 Peebles, Harold, 1939-40-41c
 Perez, Anthony, F, 2013-14-15-16
 Petty, John, mgr., 1939
 Phillips, Ary, G, 1927-28-29
 Phillips, Cary, G, 1927-28-29
 Pierce, Brad, G, 1982-83-84
 Poland, Bill, C, 1965-66-67
 Polynice, Eniel, G, 2007-08; 2010
 Poole, Barney, G, 1943
 Poole, Buster, F, 1935-36-37c
 Poole, Flemin, G, 1943
 Poole, Oliver, C, 1943
 Poole, Phillip, F, 1943
 Poole, Ray, G-C, 1942; 1946-47
 Poole, Will, G, 2008
 Powers, David N., 1909
 Pound, Robert, C, 1911-12-13-14c
 Prater, Charles, G, 1987-88
 Pruitt, Matt, G, 1999
 Puckett, Ernest F., 1909

— Q —

Quick, Dillard, F-C, 1992-93

— R —

Rape, Cy Amis, 1922
 Rape, Cyrus, F, 1920-21-22-23
 Rawlings, Buddy, F, 1971
 Reed, Justin, F, 2001-02-03-04co-c
 Reeves, R.B., F, 1948-49-50-51
 Reid, Russell, C-F, 1946-47
 Renfroe, Billy, G, 1951-52
 Renshaw, Paul, G, 1909-10
 Reynolds, Robert, C, 1916-17
 Rhett, M.J., F, 2015
 Rhodes, Chris, F, 2002-03-04-05
 Rhodes, David, G, 1971-72-73
 Rich, Bruce, G, 1970-71
 Richmann, Ivan, C, 1958-59-60c
 Riley, Bernard L., G, 1954-55
 Risle, Jason, mgr., 1992
 Ritchwood, Curtis, F, 1985-86c
 Ritter, Tony, mgr., 1980
 Robbins, Jim, G, 1965
 Robbins, Ken, 1951-52c
 Robertson, G.H., F, 1909
 Robinson, Bobby, F-G, 1956-57-58
 Robinson, Todd, C, 1985
 Rodgers, Rab, G-F, 1934-35-36
 Rogers, Johnnie, F, 1997-98
 Rosamond, Darrell, G, 1947-48-49
 Ross, Lock, C-F, 1969-70
 Ross, Ralph, F-G, 1951-52-53
 Royster, Don, F-C, 1984-85

Russell, Brian, mgr., 1993-94-95-96
 Russell, Earl Watkins, 1921
 Russell, Melanie, tnr., 1998

— S —

Salmon, Farley, F, 1945-46
 Sanders, Clarence, G, 2006-07
 Sanders, David, G, 2001-02-03
 Saiz, Sebastian, F, 2014-15-16-17
 Scales, Kelvin, F, 1992-93
 Schneller, Bill, F, 1939
 Schrader, Paul, F, 1946
 Schreiter, Spencer, G, 1964
 Schwartz, R., G, 1921-22-23-24
 Scott, Jarvelle, F, 2004
 Scruggs, Art, G, 1920-21-22c, 1923c
 Selby, Robert, F, 1927-28-29
 Sessay, Ansu, F, 1995-96-97-98
 Setser, Fred, G, 1967
 Shepherd, Dave, G, 1974-75
 Shields, Pete, G, 1911-12
 Short, Steadman, F, 2011-12
 Shoup, Lane, C, 1980-81-82
 Shutt, R. Spence, 2002

Silins, Karlis, F, 2017

Simpson, George, C, 1930-31-32
 Simpson, Harry, C, 1940-41-42
 Sims, J.J., C-F, 1993-94-95
 Sims, Ronnie, C, 1986-87
 Smith, Brian, G, 2005-06-07-08
 Smith, Don, C, 1950-51
 Smith, David (Red), F, 1971-72-73
 Smith, Eric, F, 1986-87
 Smith, Jason, F, 1996-97-98-99co-c
 Smith, Mike, F, 2006
 Smith, Randall, mgr., 2000
 Smith, Terence, 2015
 Smith, W.C., 1922
 Smythe, Franks, F, 1913-14
 Spach, Patrick, G, 2006-07-08-09
 Spencer, Marcus, G, 1992-93
 Stafford, Elvin A. (Pete), 1945
 Stagg, Leonard, F, 1943
 Stanley, Bob, G, 1945
 Stanley, Fred, C, 1965
 Stenftenagel, Eddie, G, 1952-53-54
 Stenftenagel, Jerome (Dimp), F, 1951-52-53c
 Steinhart, Jack, G-F, 1963-64-65
 Stevens, Dale, F, 1967-68
 Stevens, Joseph, 1935
 Stieg, Roger, C, 1980-81-82-83
 Stokes, Bill, G, 1955-56
 Strange, William (Earnest), F-C, 1930
 Strickland, Steve, F, 1971-72-73
 Stringfellow, Harold, F, 1948
 Stroud, John, F, 1977-78-79-80c
 Sumners, Chester L., C, 1919-20
 Summers, Jarvis, G, 2012-13-14-15
 Swan, William Orr, G, 1919
 Swinney, C.P., 1940
 Swor, Zollie, F, 1932-33
 Sylve, Bernard, F, 1989

— T —

Tate, Hugh, C, 1946
 Taylor, Chris (CT), mgr., 2005
 Taylor, Syniker, G, 2000
 Terrell, Ray, F, 1941
 Terry, Robert Bracey, F, 1926
 Thames, William, 1935
 Thomas, Tim, C, 1979-80-81-82
 Thompson, Allen Cavett, F, 1927
 Thompson, Bob, G, 1925
 Townsend, Marshall, 1916
 Tranbarger, Bruce, F, 1984; 86-87
 Traxler, Ewart John, F, 1926
 Tucker, Innafus N., 1911-12

Tuminello, Dominic, 1931
 Tuohy, Sean, G, 1979-80-81-82
 Turner, Elston, F, 1978-79-80-81c
 Turner, Greg, F, 1988-89
 Turner, John O., mgr., 1992
 Turner, Ken, F-G, 1967-68-69
 Tynes, Cliff, F, 1931-32c, 1933
Tyree, Breein, G, 2017

— V —

Varallo, Angelo, 1943
 Varner, Jim, G, 1976-77

— W —

Waddell, Ray, G, 2000
 Wade, Emmanuel, G, 2000-01-02-03
 Waggoner, Gene, G, 1972
 Wagster, Larry G, 1959-60-61
 Walker, Seth, mgr., 2002
 Walker, Joe, Sr., G, 1946
 Wall, Ronnie, F, 1966
 Walter, Byron S., C, 1911-12c
 Walton, C., 1911-12
 Ward, Charlie, G-F, 1968-69-70
 Ward, Edgar, F, 1988
 Ward, Jesse, F, 1938
 Warda, Tom, G-F, 1977-78
 Warren, Chris, G, 2008-09-10-11
 Washington, Tommy C, 1959; 1961
 Waters, Jack, F-G, 1959-60-61
 Watkins, Kevin, G, 1992-93
 Watson, 1931
 Watson, Terrence, F, 2008
 Weathers, Bill, F, 1947
 Wells, William G., 1924-25
 White, Bill, F, 1960-61-62
 White, LaDarius, G, 2012-13-14-15
 White, Malcolm, F, 2008-09
 White, Michael, G, 1996-97-98-99co-c
 White, Terrico, G, 2009-10
 Wilcher, Patrick, mgr., 2003-04
 Williams, Bill, G, 1938
 Williams, Bobby, G, 1956-57-58
 Williams, Donald, G, 2011
 Williams, Kenny, F, 2007-08
 Williams, LaTaryl, G, 1999-2000
 Williams, Mickey, G, 1966
 Williams, Nick, G, 2011-12-13
 Williams, Thomas, F, 1934-35
 Williams, Tommy, F, 1968-69
 Wilson, Donald Y., 1915
 Wilson, Marc, C, 1988-90-91
 Wilson, Ron, head mgr., 2001-02
 Wing, Albert, 1914, 1916-17c
 Winter, J. W., F, 1925-26-27
 Wood, Dan, G, 1941
 Woodward, Ray, F, 1943; 1946-47
 Wright, Herb, F, 1975-76
 Wright, John, G, 1946
 Wrobel, Derrick, mgr., 1998

— Y —

Yawn, Henry, 1918
 Yoder, Gary, G, 1974
 Young, Fred W., 1916
 Young, Marquis, C, 2006

Bold indicates returning players for 2017-18 season



ALL-TIME HEAD COACHES

Coach	Years	Wins	Losses	Pct	Coach	Years	Wins	Losses	Pct
E.R. Hubbard (1911)	1	9	3	.750	B.L. "Country" Graham (1950-62)	13	144	168	.462
B.Y. Walton (1912)	1	10	2	.833	Eddie Crawford (1963-68)	6	46	97	.322
C.R. "Dudy" Noble (1919)	1	0	3	.000	Cob Jarvis (1969-76)	8	87	117	.426
R.L. Sullivan (1920-25)	6	66	36	.647	Bob Weltlich (1977-82)	6	83	88	.485
Homer Hazel (1926-30)	5	54	32	.628	Lee Hunt (1983-86)	4	50	66	.431
Ed Walker (1931-35)	5	36	46	.439	Ed Murphy (1987-92)	6	76	98	.437
George Bohler (1936-38)	3	53	27	.663	Rob Evans (1993-98)	6	86	81	.515
Frank Johnson (1939)	1	10	16	.385	Rod Barnes (1999-2006)	8	141	109	.564
Charles Jaskwhich (1940-42)	3	15	43	.259	Andy Kennedy (2007-Present)	11	234	140	.626
Edwin Hale (1943, 45)	2	23	18	.561					
Buster Poole (1946)	1	8	11	.421	*Yrs. with no head coach	7	24	42	.364
Jim Whatley (1947-49)	3	26	39	.400	(1909-1910, 1913-1917)				



E.R. Hubbard
1911



B.Y. Walton
1912



R.L. Sullivan
1920-1925



Homer Hazel
1926-1930




Ed Walker
1931-1935



George Bohler
1936-1938




Frank Johnson
1939



Charles Jaskwhich
1940-1942



Edwin Hale
1943, 1945



Buster Poole
1946



Jim Whatley
1947-1949




B.L. "Country" Graham
1950-1962



Eddie Crawford
1963-1968




Cob Jarvis
1969-1976



Bob Weltlich
1977-1982



Lee Hunt
1983-1986



Ed Murphy
1987-1992



Rob Evans
1993-1998



Rod Barnes
1999-2006



Andy Kennedy
2007-Present



ALL-TIME ASSISTANT COACHES


Abernethy, Todd 2014-pres.

- Adams, Jimmy 1987-90
- Alexander, Denny 1991-93
- Anderson, Ronnie 1986
- Armstrong, Bill 2012-17
- Barnes, Doug 1992
- Barnes, Rod 1994-98
- Barrett, Chris 1982-83 (GA)
- Bolton, Bill 1969, 1975-76
- Bowen, Jay 1989 (GA), 2004
- Bozeman, Eric 1999-2005
- Brent, Wayne 1999-2004
- Caldwell, Jeff 1992 (GA)
- Chappell, Rand 1986 (GA)
- Coleman, James 1976 (GA)
- Coleman, Ron 1971 (GA)
- Dildy, Tracy 2005-06
- Dukes, Marc 1999-2002
- Hall, Tim 1987-88 (GA)
- Hanks, Mike 1977-81
- Harrell, Maurice 1987-90
- Henson, Lou Jr. 1990-91 (GA)
- Hudson, Wendell 1984-85
- Jackson, Henry 1980 (GA)
- Jackson, Pete 1978 (VA)
- Jarvis, Cob 1967-68
- Kyles, Joe 1979 (GA)

Lockhart, Rahim 2018-pres.

Madlock, Tony 2014-pres.

- McCammon, Bill 1983-85
- Miller, Owen 2007-11
- Moeller, Steve 1983-86
- O'Dowd, Dan 1994-98
- Oran, Eddie 1977-82
- Pate, Grant 2003-04, 2006
- Peck, Paul 1991-92
- Pennell, Russ 1993-98
- Pinkins, Al 2012-14
- Prince, John 1981-82
- Proctor, Joe 1986
- Reed, Ron 1980-82
- Ritter, John 1977-78
- Robbins, Kenny 1969-74
- Robinson, Ronnie 1979
- Rouco, Sergio 2012-14.
- Smith, Dave 1974 (JV)
- Smithmier, Lawrence 1987-91
- Stieg, Roger 1984 (GA)
- Sutton, Sean 1993
- Trammell, Robert 1976 (GA)
- Turner, Ken H. 1971 (GA), 1972-76
- Turner, Ken 1983
- Ward, Torrey 2007-11
- White, Michael 2005-11




Rod Barnes (left) and Cob Jarvis boast the distinction of being promoted from assistant to head coach during their Ole Miss careers. They were both standout players on the court for the Rebels, as well.



Mike Hanks



John Prince




Sean Sutton



Tracy Dildy



Michael White



Wendell Hudson

GA - Graduate Assistant
JV - Junior Varsity
Volunteer Assistant

Former Rebel assistants Mike Hanks, John Prince, Sean Sutton, Tracy Dildy, Michael White and Wendell Hudson all went on to become head coaches at the Division I level. Hanks was the head man at Samford (1981-84) and South Alabama (1984-87), Prince was head coach at Jackson State (1986-89), Sutton roamed the sidelines at Oklahoma State (2006-08), Hudson was head women's coach at Alabama (2008-13), Dildy is in his eighth season as the head coach at Chicago State, and White is in his third season as the head coach Florida after four years at Louisiana Tech.

YEAR-BY-YEAR RECORDS

Season	Record	SEC Record	SEC Finish	Head Coach
1908-09	1-4			
1909-10	0-7			
1910-11	9-3			E.R. Hubbard
1911-12	10-2			B.Y. Walton
1912-13	0-7			
1913-14	8-7			
1914-15	0-3			
1915-16	4-7			
1916-17	11-7			
1917-18	NO GAMES SCHEDULED (World War I)			
1918-19	0-3			C.R. Noble
1919-20	9-4			R.L. Sullivan
1920-21	9-7			R.L. Sullivan
1921-22	7-4			R.L. Sullivan
1922-23	8-7#			R.L. Sullivan
1923-24	16-6#			R.L. Sullivan
1924-25	17-8#			R.L. Sullivan
1925-26	16-2#			Homer Hazel
1926-27	13-5#			Homer Hazel
1927-28	10-9#			Homer Hazel
1928-29	9-9#			Homer Hazel
1929-30	6-7#			Homer Hazel
1930-31	6-9#			Ed Walker
1931-32	9-6#			Ed Walker
1932-33	6-12	5-7	8th	Ed Walker
1933-34	7-9	2-8	11th	Ed Walker
1934-35	8-10	5-7	10th	Ed Walker
1935-36	11-9	7-5	8th	George Bohler
1936-37	20-6	7-3	3rd	George Bohler
1937-38	22-12	11-2	2nd	George Bohler
1938-39	10-16	4-10	12th	Frank Johnson
1939-40	9-10	3-8	11th	Charles Jaskwchich
1940-41	2-18	2-15	12th	Charles Jaskwchich
1941-42	4-15	3-12	12th	Charles Jaskwchich
1942-43	8-10	6-8	8th	Edwin Hale
1943-44	NO GAMES SCHEDULED (World War II)			
1944-45	15-8	3-1	3rd	Edwin Hale
1945-46	8-11	2-8	11th	Buster Poole
1946-47	7-14	2-11	11th	Jim Whatley
1947-48	11-12	5-9	10th	Jim Whatley
1948-49	8-13	4-12	11th	Jim Whatley
1949-50	8-17	4-13	12th	B.L. Graham
1950-51	12-12	5-9	10th	B.L. Graham
1951-52	15-11	8-6	5th	B.L. Graham
1952-53	14-11	5-8	7th	B.L. Graham
1953-54	12-12	7-7	6th	B.L. Graham
1954-55	8-15	5-9	9th	B.L. Graham
1955-56	10-13	4-10	10th	B.L. Graham
1956-57	9-12	4-10	10th	B.L. Graham
1957-58	12-12	6-8	8th	B.L. Graham
1958-59	7-17	1-13	12th	B.L. Graham
1959-60	15-9	8-6	4th	B.L. Graham
1960-61	10-14	5-9	9th	B.L. Graham
1961-62	12-13	5-9	9th	B.L. Graham
1962-63	7-17	4-10	10th	Eddie Crawford
1963-64	10-12	7-7	7th	Eddie Crawford
1964-65	4-21	1-15	11th	Eddie Crawford
1965-66	5-18	2-14	10th	Eddie Crawford
1966-67	13-12	7-11	7th	Eddie Crawford
1967-68	7-17	4-14	9th	Eddie Crawford
1968-69	10-14	7-11	7th	Cob Jarvis
1969-70	10-15	6-12	7th	Cob Jarvis
1970-71	11-15	6-12	8th	Cob Jarvis

Season	Record	SEC Record	SEC Finish	Head Coach
1971-72	13-12	8-10	6th	Cob Jarvis
1972-73	14-12	8-10	6th	Cob Jarvis
1973-74	15-10	9-9	4th	Cob Jarvis
1974-75	8-18	4-14	9th	Cob Jarvis
1975-76	6-21	2-16	10th	Cob Jarvis
1976-77	11-16	5-13	9th	Bob Weltlich
1977-78	10-17	5-13	10th	Bob Weltlich
1978-79	11-16	6-12	8th	Bob Weltlich
1979-80	17-13	9-9	5th	Bob Weltlich
1980-81	16-14	8-10	6th	Bob Weltlich
1981-82	18-12	11-7	4th	Bob Weltlich
1982-83	19-12	10-8	2nd	Lee Hunt
1983-84	8-20	3-15	10th	Lee Hunt
1984-85	11-17	5-13	9th	Lee Hunt
1985-86	12-17	4-14	9th	Lee Hunt
1986-87	15-14	8-10	6th	Ed Murphy
1987-88	13-16	6-12	8th	Ed Murphy
1988-89	15-15	8-10	6th	Ed Murphy
1989-90	13-17	8-10	5th	Ed Murphy
1990-91	9-19	3-15	8th	Ed Murphy
1991-92	11-17	4-12	5th-W	Ed Murphy
1992-93	10-18	4-12	6th-W	Rob Evans
1993-94	14-13	7-9	4th-W	Rob Evans
1994-95	8-19	3-13	6th-W	Rob Evans
1995-96	12-15	6-10	5th-W	Rob Evans
1996-97	20-9	11-5	1st-W	Rob Evans
1997-98	22-7	12-4	1st-W	Rob Evans
1998-99	20-13	8-8	3rd-W	Rod Barnes
1999-2000	19-14	5-11	5th-W	Rod Barnes
2000-01	27-8	11-5	1st-W	Rod Barnes
2001-02	20-11	9-7	3rd-W	Rod Barnes
2002-03	14-15	4-12	T5th-W	Rod Barnes
2003-04	13-15	5-11	T4th-W	Rod Barnes
2004-05	14-17	4-12	5th-W	Rod Barnes
2005-06	14-16	4-12	T5th-W	Rod Barnes
2006-07	21-13	8-8	T1st-W	Andy Kennedy
2007-08	24-11	7-9	3rd-W	Andy Kennedy
2008-09	16-15	7-9	T4th-W	Andy Kennedy
2009-10	24-11	9-7	T1st-W	Andy Kennedy
2010-11	20-14	7-9	T3rd-W	Andy Kennedy
2011-12	20-14	8-8	T6th	Andy Kennedy
2012-13	27-9	12-6	T2nd	Andy Kennedy
2013-14	19-14	9-9	T6th	Andy Kennedy
2014-15	21-13	11-7	T3rd	Andy Kennedy
2015-16	20-12	10-8	T6th	Andy Kennedy
2016-17	22-14	10-8	T5th	Andy Kennedy

Totals 1281-1282 507-810 (107 seasons)

— Ole Miss competed in the Southern Conference from 1922-1932

W — Southeastern Conference Western Division from 1992-2011

RECORD BY DECADES

Decade	No. of Years	Record	Pct.
1901-10	2	1-11	.083
1911-20	9	51-43	.543
1921-30	10	111-64	.634
1931-40	10	108-99	.522
1941-50	9	71-118	.376
1951-60	10	114-124	.479
1961-70	10	88-153	.365
1971-80	10	116-150	.436
1981-90	10	140-154	.476
1991-2000	10	145-144	.502
2001-10	10	187-132	.586
2011-present	7	149-90	.623
Totals	107	1281-1282	.500



SINGLE SEASON TEAM RECORDS

MOST GAMES

1.	36	(2016-17)
	36	(2012-13)
3.	35	(2009-10)
	35	(2007-08)
	35	(2000-01)
6.	34	(2014-15)
	34	(2011-12)
	34	(2010-11)
	34	(1937-38)

MOST WINS

1.	27	(2012-13)
	27	(2000-01)
3.	24	(2009-10)
	24	(2007-08)
5.	22	(2016-17)
	22	(1997-98)
	22	(1937-38)
8.	21	(2006-07)
	21	(2014-15)
10.	20	(2015-16)
	20	(2011-12)
	20	(2010-11)
	20	(2001-02)
	20	(1998-99)

MOST SEC WINS

1.	12	(2012-13)
	12	(1997-98)
2.	11	(2014-15)
	11	(2000-01)
	11	(1996-97)
	11	(1937-38)

MOST LOSSES

1.	21	(1975-76)
	21	(1964-65)
3.	20	(1983-84)
4.	19	(1994-95)
	19	(1990-91)
	19	(1974-75)

MOST SEC LOSSES

1.	16	(1975-76)
2.	15	(1990-91)
	15	(1983-84)
	15	(1974-75)
5.	14	(1985-86)

MOST POINTS SCORED

1.	2,807	(2016-17)
2.	2,781	(2007-08)
3.	2,779	(2012-13)
4.	2,743	(2009-10)
5.	2,540	(1998-99)

HIGHEST SCORING AVERAGE

1.	90.8	(1970-71)
2.	81.6	(1974-75)
3.	80.5	(1997-98)
4.	80.5	(1991-92)
5.	80.0	(1971-72)

MOST FIELD GOALS MADE

1.	1,034	(2007-08)
2.	986	(2009-10)
3.	977	(2012-13)
4.	929	(2006-07)
5.	914	(2016-17)

MOST FIELD GOALS ATTEMPTED

1.	2,253	(2007-08)
2.	2,230	(2012-13)
3.	2,185	(2009-10)
4.	2,161	(2016-17)
5.	2,134	(1951-52)

BEST FIELD GOAL PERCENTAGE

1.	54.3	(1981-82)
2.	51.5	(1979-80)
3.	49.8	(1980-81)
4.	48.9	(1978-79)
5.	48.5	(1982-83)

MOST 3-POINT FIELD GOALS MADE

1.	286	(2009-10)
2.	283	(2016-17)
3.	273	(2007-08)
4.	260	(2010-11)
5.	258	(2013-14)

MOST 3-POINT FIELD GOALS ATTEMPTED

1.	814	(2016-17)
2.	796	(2009-10)
3.	761	(2013-14)
4.	745	(2015-16)
5.	744	(2007-08)

BEST 3-POINT FIELD GOAL PERCENTAGE

1.	39.7	(1989-90)
2.	38.1	(1995-96)
3.	38.0	(2001-02)
4.	37.8	(1991-92)
5.	37.8	(1986-87)

MOST FREE THROWS MADE

1.	587	(2012-13)
2.	561	(2015-16)
3.	559	(2014-15)
4.	552	(2013-14)
5.	545	(1970-71)

MOST FREE THROWS ATTEMPTED

1.	926	(2016-17)
2.	866	(2012-13)
3.	836	(1998-99)
4.	831	(1997-98)
5.	829	(2000-01)

BEST FREE THROW PERCENTAGE

1.	77.3	(2014-15)
2.	75.6	(2010-11)
3.	75.2	(2016-17)
	75.2	(1970-71)
5.	74.6	(1982-83)

MOST REBOUNDS

1.	1,423	(2016-17)
2.	1,421	(2007-08)
3.	1,400	(2012-13)
4.	1,377	(2009-10)
5.	1,299	(2011-12)

BEST REBOUNDING AVERAGE

1.	50.1	(1956-57)
2.	46.8	(1972-73)
3.	45.8	(1975-76)
4.	45.4	(1973-74)
5.	44.6	(1969-70)

MOST ASSISTS

1.	558	(2007-08)
2.	545	(1998-99)
3.	500	(2000-01)
4.	488	(1991-92)
5.	486	(2009-10)

MOST TURNOVERS

1.	546	(1999-2000)
2.	540	(1976-77)
3.	532	(1993-94)
4.	516	(2016-17)
5.	503	(1992-93)

MOST BLOCKED SHOTS

1.	185	(2012-13)
2.	184	(2009-10)
3.	182	(2013-14)
4.	180	(2010-11)
5.	178	(2011-12)

MOST STEALS

1.	326	(1998-99)
2.	297	(2012-13)
3.	285	(2000-01)
4.	270	(1988-89)
5.	259	(2009-10)

MOST PERSONAL FOULS

1.	719	(2000-01)
2.	703	(2016-17)
	703	(1999-2000)
4.	678	(1998-99)
5.	668	(2014-15)

SINGLE GAME TEAM RECORDS

MOST POINTS SCORED

1. 118 vs. Union (12-10-53)
2. 117 vs. Arkansas (12-10-73)
3. 114 vs. Arkansas A&M (12-4-70)
4. 113 vs. Southern Miss, 2OT (12-19-95)
- 113 vs. LSU, OT (3-4-89)
- 113 vs. LSU (1-30-71)
- 113 vs. Baylor (12-29-70)
- 113 vs. Howard (12-1-55)

MOST FIELD GOALS MADE

1. 56 vs. Arkansas (12-10-73)
2. 48 vs. Vanderbilt (12-22-70)
3. 47 vs. Arkansas A&M (12-4-70)
4. 46 vs. Florence State (12-15-52)
5. 45 vs. LSU (1-30-71)
- 45 vs. NE Louisiana (12-1-70)
- 45 vs. Lipscomb (12-10-55)
- 45 vs. Union (12-10-53)

MOST FIELD GOALS ATTEMPTED

1. 117 vs. Georgia (1-7-52)
2. 112 vs. Mississippi College (12-3-51)
3. 109 vs. Birmingham-Southern (1-5-52)
4. 107 vs. Howard (12-1-55)
5. 104 vs. LSU (3-8-75)

BEST FIELD GOAL PERCENTAGE

1. 76.3 vs. Vanderbilt (1-5-83), 29-38 FG
(SEC record for a league game)
2. 72.9 vs. Mississippi State (2-16-80), 27-37 FG
3. 68.9 vs. Mississippi State (1-23-82), 20-29 FG
4. 67.7 vs. Centenary (12-19-2009), 42-62 FG
5. 67.4 vs. LSU (2-24-82), 29-42 FG

MOST 3-POINT FIELD GOALS MADE

1. 15 at Syracuse (3-18-2017)
- 15 vs. Oregon (12-8-2013)
3. 14 at Missouri (2-3-2016)
- 14 vs. Missouri (2-8-2014)
- 14 vs. Arkansas (3-5-2011)
- 14 vs. Jacksonville State (12-29-2009)

MOST 3-POINT FIELD GOALS ATTEMPTED

1. 35 vs. Oregon (12-8-2013)
- 35 vs. Mississippi State (1-13-2011)
3. 34 vs. Alabama (3-10-2016)
- 34 vs. Troy State (12-18-2000)
4. 32 at Syracuse (3-18-2017)
- 32 vs. Mississippi State (1-10-2007)

BEST 3-POINT FIELD GOAL PERCENTAGE

1. 100.0 vs. San Diego State (12-28-86), 4-4 FG
2. 83.3 vs. SE Louisiana (12-7-87), 5-6 FG
3. 75.0 vs. Mississippi State (2-14-87), 6-8 FG
4. 72.7 vs. Tennessee (3-9-90), 8-11
5. 70.0 vs. Lamar (12-4-93), 7-10 FG
- 70.0 vs. Georgia (12-22-89), 7-10 FG

MOST FREE THROWS MADE

1. 41 vs. Vanderbilt (1-17-55)
2. 40 vs. Tulane (2-26-55)
- 40 vs. Georgia Southern (11-16-2015)
4. 39 vs. Vanderbilt (2-13-80)
5. 38 vs. Tennessee (1-9-13)

MOST FREE THROWS ATTEMPTED

1. 55 vs. Vanderbilt (2-13-80)
2. 53 vs. Georgia Southern (11-16-15)
3. 52 vs. Arkansas (1-9-99)
- 52 vs. Tulane (2-26-55)
5. 51 vs. Southern Miss (12-19-95)

BEST FREE THROW PERCENTAGE

- (10-19 attempts)
1. 100.0 vs. Mississippi State (2-28-59), 10-10 FT
 2. 94.4 vs. Mississippi State (2-20-82), 17-18 FT
 3. 94.1 vs. Kentucky (12-29-206), 16-17 FT

(20-29 attempts)

1. 100.0 vs. South Alabama (11-18-2008), 22-22 FT
2. 95.7 vs. Baylor (1-28-2017), 22-23 FT
2. 95.7 vs. Murray State (11-17-2010), 22-23 FT

(30+ attempts)

1. 89.2 vs. Alabama (2-6-82), 33-37 FT
2. 88.6 vs. Georgia (2-16-57), 31-35 FT
3. 87.8 vs. Texas (12-5-66), 36-41 FT

MOST REBOUNDS

1. 84 vs. Indiana State-Evansville (12-1-75)
2. 80 vs. Howard (12-2-57)
3. 73 vs. SE Louisiana (12-2-58)
4. 71 vs. Arkansas A&M (12-6-67)
5. 69 vs. Arkansas A&M (12-4-71)

MOST ASSISTS

1. 33 vs. Sam Houston State (12-30-89)
2. 32 vs. Centenary (12-19-2009)
3. 29 vs. UT-Martin (12-21-2004)
- 29 vs. Prairie View A&M (12-29-98)
5. 28 vs. Houston Baptist (2-5-96)
- 28 vs. Lamar (12-4-93)

MOST BLOCKED SHOTS

1. 13 vs. Bradley (12-19-2016)
- 13 vs. Loyola-New Orleans (12-1-93)
3. 12 vs. Mississippi Valley State (12-10-2011)
- 12 vs. Arkansas (2-5-2011)
- 12 vs. Indiana (11-19-2009)
- 12 vs. Prairie View A&M (12-29-99)

MOST STEALS

1. 24 vs. Christian Brothers (11-25-88)
2. 22 vs. Prairie View A&M (11-30-91)
3. 21 vs. Houston Baptist (2-5-96)
4. 20 vs. Lipscomb (11-23-2012)
5. 18 vs. Louisiana-Monroe (11-24-2007)
- 18 vs. Louisiana-Monroe (12-18-2004)
- 18 vs. LSU (2-27-99)
- 18 vs. NE Louisiana (12-2-98)
- 18 vs. Georgia (1-22-94)

MOST TURNOVERS

1. 39 vs. Missouri-Western (11-29-75)
2. 33 vs. Kentucky (1-24-77)
3. 32 vs. McNeese State (12-31-94)
4. 31 vs. Tennessee Tech (12-3-79)
5. 30 vs. Ball State (12-6-97)
- 30 vs. Long Island (12-5-97)
- 30 vs. Arkansas (1-5-94)

MOST PERSONAL FOULS

1. 38 vs. Kentucky (3-5-82)
2. 35 vs. Kentucky (3-5-99)
- 35 vs. Florida (2-2-91)
4. 34 Five Times



B.L. "Country" Graham's 1953-54 squad set a school record with 118 points vs. Union, which still stands as the most points in a game in program history.



RECORDS

100-POINT GAMES

1-2-52	Kentucky	58-116	L	12-1-70	NE Louisiana	112-97	W	1-24-77	Kentucky	73-100	L	12-29-98	Prairie View	\$111-50	W
1-7-52	Georgia	103-52	W	12-4-70	Arkansas A&M	114-86	W	11-26-77	Notre Dame	62-111	L	3-3-2001	Alabama	105-71	W
12-8-52	Arkansas St.	100-80	W	12-12-70	Auburn	108-96	W	12-4-78	Bowling Green	100-78	W	11-26-05	Centenary	107-67	W
12-15-52	Florence St.	111-92	W	12-15-70	Southern Miss	109-100	W	1-11-79	Miss. State (2ot)	92-101	L	11-24-06	Nicholls	100-80	W
12-20-52	Arkansas	72-104	L	12-19-70	Marshall	98-118	L	11-25-88	Christian Brothers	101-60	W	11-16-07	Lamar	108-70	W
12-10-53	Union	*118-82	W	12-22-70	Vanderbilt	112-130	L	2-1-89	LSU	75-105	L	11-27-07	Troy	102-76	W
12-1-55	Howard	113-62	W	12-29-70	Baylor	&113-132	L	3-4-89	LSU (ot)	%113-112	W	12-13-08	New Mexico	70-103	L
12-10-55	David Lipscomb	109-78	W	12-30-70	The Citadel	90-109	L	1-24-90	Miss. State (4ot)	102-104	L	12-19-09	Centenary	108-64	W
12-14-55	Howard	108-74	W	1-2-71	Kentucky	95-103	L	2-21-90	Georgia	83-107	L	12-13-10	Miss. Valley St.	101-69	W
1-30-56	Miss. State	79-100	L	1-25-71	Florida	86-106	L	3-3-90	LSU	94-103	L	12-30-10	Alcorn State	100-62	W
2-6-56	LSU	76-100	L	1-30-71	LSU	113-90	W	1-30-91	Georgia	62-117	L	2-16-12	Vanderbilt	76-102	L
2-18-56	Georgia	105-65	W	2-1-71	Alabama	91-101	L	11-30-91	Prairie View	101-50	W	11-22-13	Miss. Valley St.	111-82	W
2-22-57	Tulane	74-102	L	2-6-71	Kentucky	86-121	L	12-19-91	Alcorn State	111-67	W	12-8-13	Oregon	105-115	L
2-16-59	Florida (ot)	97-102	L	12-4-71	Arkansas A&M	107-60	W	1-18-92	Arkansas	93-114	L	3-5-14	Arkansas	80-110	L
2-3-62	Tulane	77-107	L	12-15-71	Southern Miss	107-92	W	2-25-92	LSU	69-100	L	Overall 100-point game record . . . 44-54			
2-8-64	Kentucky	59-102	L	3-4-72	LSU	101-78	W	2-29-92	Auburn	84-110	L	Key:			
1-9-65	Alabama	72-107	L	12-29-72	Texas A&M	83-100	L	3-7-92	Arkansas	83-100	L	^ Largest margin of defeat for Ole Miss in a 100-			
1-23-65	Miss. State	72-101	L	12-10-73	Arkansas	117-66	W	12-3-92	Houston Baptist	103-61	W	point contest; largest margin of defeat in Rebel history			
2-6-65	Kentucky	65-102	L	12-28-73	Louisiana Tech	105-76	W	12-21-92	SW Louisiana	87-103	L	was an 84-18 setback to Miss. State in the			
1-8-66	Tennessee	55-102	L	1-6-75	Auburn	86-104	L	2-15-95	LSU	102-90	W	1913-14 season			
1-10-66	Vanderbilt	58-106	L	1-11-75	Tennessee	82-102	L	12-19-95	Southern Miss (2ot)	113-107	W	* Most points scored by Ole Miss in a single game			
2-21-66	Kentucky	#65-108	L	1-27-75	Miss. State	80-100	L	2-5-96	Houston Baptist	106-63	W	# First game in Tad Smith Coliseum			
12-2-67	Miss. College	108-87	W	2-17-75	Kentucky	89-108	L	12-5-97	Long Island	102-99	W	& Most points by an Ole Miss opponent; most points			
2-26-68	Georgia	77-111	L	2-22-75	Florida	101-92	W	12-17-97	Belmont	100-59	W	combined in a single game in Ole Miss history			
2-8-69	Kentucky	68-104	L	1-10-76	LSU	74-100	L	12-20-97	Prairie View	106-59	W	% Gerald Glass-Chris Jackson duel (Glass 53 points,			
1-31-70	LSU	86-109	L	2-21-76	Tennessee	81-105	L	2-5-98	Arkansas	87-100	L	Jackson 55)			
2-7-70	Kentucky	85-120	L	3-8-76	Auburn	88-103	L	11-28-98	Austin Peay St.	105-62	W	\$ School record for largest margin of victory			
2-28-70	LSU	90-103	L	1-10-77	Alabama	88-101	L	12-7-98	West Alabama	101-68	W				


LARGEST MARGIN OF VICTORY

	Date	Opponent	OM	Opp.	Margin
1.	12/29/1998	Prairie View A&M	111	50	61
2.	12/7/1950	Southwestern	89	30	59
T3.	1923-24	College Hill	56	2	54
T3.	1/26/1917	Union	70	16	54
5.	2/26/1945	Arkansas State	76	24	52
T6.	11/18/2000	Arkansas-Pine Bluff	98	47	51
T6.	11/30/1991	Prairie View A&M	101	50	51
T6.	12/10/1973	Arkansas	117	66	51
T6.	12/2/1957	Howard	97	46	51
T6.	12/1/1955	Howard	113	62	51
T6.	1/7/1952	Georgia	103	52	51
T6.	2/2/1937	Water Valley	83	32	51
13.	1/5/1952	Birmingham So.	92	42	50
14.	11/16/1998	Belmont	91	42	49
15.	2/12/1914	Meridian YMCA	68	20	48
T16.	11/28/2001	Morris Brown	92	45	47
T16.	12/30/1997	Northwestern State	99	52	47
T16.	12/20/1997	Prarie View A&M	106	59	47
T19.	11/23/2012	Lipscomb	91	45	46
T19.	1/8/1932	Ecro	76	30	46
T19.	2/9/1911	Clark Memorial	53	7	46
T21.	11/24/1997	Ark. Pine Bluff	81	36	45
T21.	12/30/1995	Prairie View A&M	96	51	45
T21.	1/9/1937	Tupelo	64	19	45
T21.	2/16/1920	Millsaps	60	15	45
T25.	12/19/2009	Centenary	108	64	44
T25.	11/23/1998	Alabama A&M	89	45	44
T25.	12/19/1991	Alcorn State	111	67	44

LARGEST MARGIN OF DEFEAT


	Date	Opponent	OM	Opp.	Margin
1.	2/26/1914	Miss. State	18	84	66
2.	1/2/1952	Kentucky	58	116	58
3.	1/30/1991	Georgia	62	117	55
4.	2/16/1949	Kentucky	31	85	54
T5.	11/19/2005	New Mexico	42	95	53
T5.	2/15/1947	Alabama	30	83	53
T5.	2/25/1914	Miss. State	15	68	53
8.	1/25/1913	Union	26	77	51
9.	11/26/1977	Notre Dame	62	111	49
10.	1/10/1966	Vanderbilt	58	106	48
T11.	2/17/1993	Florida	47	94	47
T11.	1/8/1966	Tennessee	55	102	47
T11.	2/3/1951	Kentucky	39	86	47
14.	2/8/1965	Tennessee	50	96	46
15.	2/16/2000	LSU	53	97	44
T16.	1/30/1967	Kentucky	53	96	43
T16.	2/21/1966	Kentucky	65	108	43
T16.	2/8/1964	Kentucky	59	102	43
T19.	1/14/1995	Miss. State	52	94	42
T19.	2/3/1968	Tennessee	46	88	42
T19.	1/27/1968	Tennessee	46	88	42
22.	2/14/1939	LSU	18	59	41
T23.	2/22/2006	Kentucky	40	80	40
T23.	2/15/1950	Kentucky	50	90	40
T23.	2/11/1949	Tulane	34	74	40
T23.	2/4/1915	Millsaps	20	60	40

2,000-POINT CLUB




1. JOHN STROUD		2,328		
YEAR	GAMES	PTS	AVG	
1976-77	26	376	14.5	
1977-78	27	488	18.1	
1978-79	27	709	26.3	
1979-80	30	755	25.2	
TOTALS	110	2328	21.2	

Stroud's 2,328 career points third in SEC history.




2. JOE HARVELL		2,078		
YEAR	GAMES	PTS	AVG	
1989-90	30	395	13.2	
1990-91	28	488	17.4	
1991-92	28	699	25.0	
1992-93	28	496	17.7	
TOTALS	114	2078	18.2	

Harvell's 2,078 career points 17th in SEC history.




3. CHRIS WARREN		2,021		
YEAR	GAMES	PTS	AVG	
2007-08	35	554	15.8	
2008-09	11	216	19.6	
2009-10	35	602	17.2	
2010-11	34	649	19.1	
TOTALS	81	2021	17.6	

1,000-POINT CLUB




4. CARLOS CLARK		1,822		
YEAR	GAMES	PTS	AVG	
1979-80	29	164	5.7	
1980-81	28	392	14.0	
1981-82	30	634	21.1	
1982-83	31	632	20.4	
TOTALS	118	1822	15.4	




8. JARVIS SUMMERS		1,629		
YEAR	GAMES	PTS	AVG	
2011-12	34	354	10.4	
2012-13	34	309	9.1	
2013-14	33	570	17.3	
2014-15	33	396	12.0	
TOTALS	134	1629	12.2	



5. ELSTON TURNER		1,805		
YEAR	GAMES	PTS	AVG	
1977-78	27	269	9.9	
1978-79	27	430	15.9	
1979-80	30	508	16.9	
1980-81	29	598	20.6	
TOTALS	113	1805	15.9	




9. JOE GIBBON		1,601		
YEAR	GAMES	PTS	AVG	
1953-54	20	109	5.5	
1954-55	23	373	16.2	
1955-56	22	488	22.2	
1956-57	21	631	30.1	
TOTALS	86	1601	18.9	



6. JUSTIN REED		1,785		
YEAR	GAMES	PTS	AVG	
2000-01	35	385	11.0	
2001-02	31	453	14.6	
2002-03	28	430	15.4	
2003-04	28	517	18.5	
TOTALS	122	1785	14.6	



10. GERALD GLASS		1,564		
YEAR	GAMES	PTS	AVG	
1988-89	30	841	28.0	
1989-90	30	723	24.1	
TOTALS	60	1564	26.1	




7. KEITH CARTER		1,682		
YEAR	GAMES	PTS	AVG	
1995-96	27	372	13.8	
1996-97	28	340	12.1	
1997-98	29	428	14.8	
1998-99	33	542	16.4	
TOTALS	117	1682	14.3	




11. DON KESSINGER		1,553		
YEAR	GAMES	PTS	AVG	
1961-62	25	536	21.4	
1962-63	23	501	21.8	
1963-64	22	516	23.5	
TOTALS	70	1553	22.2	



RECORDS



12. AARON HARPER				1,505
YEAR	GAMES	PTS	AVG	
2000-01	35	321	9.2	
2001-02	31	368	11.9	
2002-03	29	354	12.2	
2003-04	28	462	16.5	
TOTALS	123	1505	12.2	




20. MARSHALL HENDERSON				1,293
YEAR	GAMES	PTS	AVG	
2012-13	36	722	20.6	
2013-14	30	571	19.3	
TOTALS	66	1293	19.6	



13. MURPHY HOLLOWAY				1,476
YEAR	GAMES	PTS	AVG	
2008-09	31	261	8.4	
2009-10	34	345	10.1	
2011-12	31	348	11.2	
2012-13	36	522	14.5	
TOTALS	132	1476	11.2	




21. JASON SMITH				1,286
YEAR	GAMES	PTS	AVG	
1995-96	27	248	9.2	
1996-97	29	330	11.4	
1997-98	29	283	9.8	
1998-99	33	425	12.9	
TOTALS	118	1286	10.9	



14. ANSU SESAY				1,428
YEAR	GAMES	PTS	AVG	
1994-95	27	195	7.2	
1995-96	25	264	10.6	
1996-97	29	429	14.8	
1997-98	29	540	18.6	
TOTALS	110	1428	13.0	




22. ZACH GRAHAM				1,274
YEAR	GAMES	PTS	AVG	
2007-08	35	206	5.9	
2008-09	31	264	8.5	
2009-10	35	321	9.2	
2010-11	34	483	14.2	
TOTALS	135	1274	9.4	




15. ERIC LAIRD				1,421
YEAR	GAMES	PTS	AVG	
1981-82	30	239	7.9	
1982-83	31	347	11.2	
1983-84	28	488	17.3	
1984-85	21	347	16.5	
TOTALS	110	1421	12.9	




23. SEBASTIAN SAIZ				1,273
YEAR	GAMES	PTS	AVG	
2013-14	33	168	5.1	
2014-15	34	257	7.6	
2015-16	26	305	11.7	
2016-17	36	543	15.1	
TOTALS	129	1273	9.9	




16. JACK WATERS				1,384
YEAR	GAMES	PTS	AVG	
1958-59	24	446	18.6	
1959-60	24	469	19.5	
1960-61	23	469	20.4	
TOTALS	71	1384	19.5	




24. B.L. "COUNTRY" GRAHAM				1,259
YEAR	GAMES	PTS	AVG	
1935-36	18	262	14.6	
1936-37	26	422	16.2	
1937-38	32	575	17.4	
TOTALS	76	1259	16.6	




17. TIM JUMPER				1,375
YEAR	GAMES	PTS	AVG	
1987-88	29	394	13.6	
1988-89	22	277	12.6	
1989-90	30	353	11.8	
1990-91	28	351	12.5	
TOTALS	109	1375	12.6	



25. DWAYNE CURTIS				1,232
YEAR	GAMES	PTS	AVG	
2005-06	29	393	13.6	
2006-07	26	316	12.2	
2007-08	35	523	14.9	
TOTALS	90	1232	13.7	




18. COB JARVIS				1,313
YEAR	GAMES	PTS	AVG	
1951-52	26	403	15.5	
1952-53	24	557	23.2	
1953-54	18	353	19.6	
TOTALS	68	1313	19.3	




26. WALTER ACTWOOD				1,216
YEAR	GAMES	PTS	AVG	
1973-74	25	245	9.8	
1974-75	26	360	13.8	
1975-76	27	324	12.0	
1976-77	25	287	11.5	
TOTALS	103	1216	11.8	




19. STEFAN MOODY				1,294
YEAR	GAMES	PTS	AVG	
2014-15	34	563	16.6	
2015-16	31	731	23.6	
TOTALS	65	1294	19.9	




27. ROD BARNES				1,201
YEAR	GAMES	PTS	AVG	
1984-85	16	17	1.1	
1985-86	29	297	10.2	
1986-87	29	336	11.6	
1987-88	29	551	19.0	
TOTALS	103	1201	11.7	




28. RAHIM LOCKHART				1,160
YEAR	GAMES	PTS	AVG	
1997-98	27	95	3.5	
1998-99	28	206	7.4	
1999-2000	33	403	12.2	
2000-01	35	456	13.0	
TOTALS	123	1160	9.4	




35. JASON HARRISON				1,066
YEAR	GAMES	PTS	AVG	
1998-99	33	208	6.3	
1999-00	33	311	9.4	
2000-01	35	247	7.1	
2001-02	31	300	9.7	
TOTALS	132	1066	8.1	



29. KEN TURNER				1,159
YEAR	GAMES	PTS	AVG	
1966-67	25	359	14.5	
1967-68	24	332	13.8	
1968-69	24	468	19.5	
TOTALS	73	1159	15.9	




36. RON COLEMAN				1,046
YEAR	GAMES	PTS	AVG	
1967-68	23	244	10.6	
1968-69	24	303	12.6	
1969-70	24	499	20.8	
TOTALS	71	1046	14.7	




30. JACK MARSHALL				1,137
YEAR	GAMES	PTS	AVG	
1945-46	17	162	10.6	
1946-47	19	133	7.0	
1947-48	23	280	12.2	
1948-49	21	283	13.5	
1949-50	25	279	11.2	
TOTALS	105	1137	10.8	




37. DENVER BRACKEEN				1,040
YEAR	GAMES	PTS	AVG	
1953-54	20	441	22.1	
1954-55	22	599	27.2	
TOTALS	42	1040	24.8	



31. JOE AYERS				1,130
YEAR	GAMES	PTS	AVG	
1983-84	27	150	5.6	
1984-85	27	338	12.5	
1985-86	29	244	8.4	
1986-87	29	398	13.7	
TOTALS	112	1130	10.1	




38. TODD ABERNETHY				1,036
YEAR	GAMES	PTS	AVG	
2003-04	28	150	5.4	
2004-05	31	256	8.3	
2005-06	30	259	8.6	
2006-07	33	371	11.2	
TOTALS	122	1036	8.5	



32. FRED COX				1,105
YEAR	GAMES	PTS	AVG	
1971-72	25	401	16.0	
1972-73	26	370	14.2	
1973-74	25	334	13.4	
TOTALS	76	1105	14.5	



33. TERRANCE HENRY				1,095
YEAR	GAMES	PTS	AVG	
2008-09	31	131	4.2	
2009-10	33	211	6.4	
2010-11	34	329	9.7	
2011-12	34	424	12.5	
TOTALS	132	1095	8.3	



34. COOLIDGE BALL				1,072
YEAR	GAMES	PTS	AVG	
1971-72	25	421	16.8	
1972-73	26	357	13.7	
1973-74	25	294	11.8	
TOTALS	76	1072	14.1	




RECORDS

* - Denotes SEC Record

POINTS SCORED

CAREER

- 2,328 John Stroud (110 games, 1977-80)
- 2,078 Joe Harvell (114 games, 1990-93)
- 2,021 Chris Warren (115 games, 2008-11)
- 1,822 Carlos Clark (118 games, 1980-83)
- 1,805 Elston Turner (113 games, 1978-81)
- 1,785 Justin Reed (122 games, 2001-04)
- 1,682 Keith Carter (117 games, 1996-99)
- 1,629 Jarvis Summers (134 games, 2012-15)
- 1,601 Joe Gibbon (86 games, 1954-57)
- 1,564 Gerald Glass (60 games, 1989-90)
- 1,553 Don Kessinger (70 games, 1962-64)
- 1,505 Aaron Harper (123 games, 2001-04)
- 1,476 Murphy Holloway (132 games, 2009-13)
- 1,428 Ansu Sesay (110 games, 1995-98)
- 1,421 Eric Laird (110 games, 1982-85)
- 1,384 Jack Waters (71 games, 1959-61)
- 1,375 Tim Jumper (109 games, 1988-91)
- 1,313 Cob Jarvis (68 games, 1952-54)
- 1,294 Stefan Moody (65 games, 2014-16)
- 1,293 Marshall Henderson (66 games, 2013-14)
- 1,286 Jason Smith (118 games, 1996-99)
- 1,274 Zach Graham (135 games, 2008-11)
- 1,273 Sebastian Saiz (129 games, 2014-17)
- 1,259 B.L. Graham (76 games, 1936-38)
- 1,232 Dwayne Curtis (90 games, 2006-08)
- 1,216 Walter Actwood (103 games, 1974-77)
- 1,201 Roderick Barnes (103 games, 1985-88)
- 1,160 Rahim Lockhart (123 games, 1998-2001)
- 1,159 Ken Turner (73 games, 1967-69)
- 1,137 Jack Marshall (105 games, 1946-50)
- 1,130 Joe Ayers (112 games, 1984-87)
- 1,105 Fred Cox (76 games, 1972-74)
- 1,095 Terrance Henry (132 games, 2009-12)
- 1,072 Coolidge Ball (76 games, 1972-74)
- 1,066 Jason Harrison (132 games, 1999-2002)
- 1,046 Ron Coleman (71 games, 1968-70)
- 1,040 Denver Brackeen (42 games, 1954-55)
- 1,036 Todd Abernethy (122 games, 2004-07)



Ole Miss' all-time leading scorer John Stroud boasts the third-most points in SEC history.

INDIVIDUAL RECORDS

SEASON

- 923 Johnny Neumann (23 games, 1971)
- 841 Gerald Glass (30 games, 1989)
- 755 John Stroud (30 games, 1980)
- 731 Stefan Moody (31 games, 2016)
- 723 Gerald Glass (30 games, 1990)
- 722 Marshall Henderson (36 games, 2013)
- 709 John Stroud (27 games, 1979)
- 699 Joe Harvell (28 games, 1992)
- 649 Chris Warren (34 games, 2011)
- 634 Carlos Clark (30 games, 1982)

GAME

- 63 Johnny Neumann vs. LSU (1-30-71)
- 60 Johnny Neumann vs. Baylor (12-29-70)
- 57 Johnny Neumann vs. USM (12-15-70)
- 53 Gerald Glass vs. LSU (3-4-89)
- 53 Johnny Neumann vs. Vanderbilt (12-2-70)
- 51 Johnny Neumann vs. Ark. A&M (12-4-70)
- 49 Don Kessinger vs. Tulane (2-2-63)
- 48 Don Kessinger vs. Tennessee (2-12-63)
- 47 Johnny Neumann vs. Kentucky (1-2-71)
- 46 Johnny Neumann vs. Vanderbilt (2-10-71)
- 46 Johnny Neumann vs. Kentucky (2-6-71)
- 46 Joe Gibbon vs. LSU (2-23-57)
- 43 Johnny Neumann vs. Alabama (2-1-71)
- 43 Johnny Neumann vs. Marshall (12-19-70)
- 43 Joe Gibbon vs. Tennessee (2-11-57)
- 43 Stefan Moody vs. Mississippi St. (3-2-16)
- 42 John Stroud vs. Mississippi St. (1-11-79)
- 41 Deandre Burnett vs. Oral Roberts (11-18-2016)
- 41 John Stroud vs. Memphis State (12-26-78)
- 41 Johnny Neumann vs. NE Louisiana (12-1-70)
- 41 Joe Gibbon vs. Georgia (2-16-57)


SCORING AVERAGE

CAREER

- 40.1 Johnny Neumann (23 games, 1971)
- 26.1 Gerald Glass (60 games, 1989-90)
- 24.8 Denver Brackeen (42 games, 1954-55)
- 22.2 Don Kessinger (70 games, 1962-64)
- 21.2 John Stroud (110 games, 1977-80)
- 19.9 Stefan Moody (65 games, 2014-16)
- 19.6 Marshall Henderson (66 games, 2013-214)
- 19.5 Jack Waters (71 games, 1959-61)
- 19.3 Cob Jarvis (68 games, 1952-54)
- 18.9 Joe Gibbon (86 games, 1954-57)

SEASON

- 40.1 Johnny Neumann (23 games, 1971)
- 30.1 Joe Gibbon (21 games, 1957)
- 28.0 Gerald Glass (30 games, 1989)
- 27.2 Denver Brackeen (22 games, 1955)
- 26.3 John Stroud (27 games, 1979)
- 25.2 John Stroud (30 games, 1980)
- 25.0 Joe Harvell (28 games, 1992)
- 24.1 Gerald Glass (30 games, 1990)
- 23.6 Stefan Moody (31 games, 2016)
- 23.5 Don Kessinger (22 games, 1964)



Joe Harvell scored the second-most points in school history and is one of three Rebels to reach 2,000.

FIELD GOALS MADE

CAREER

- 894 John Stroud (110 games, 1977-80)
- 813 Joe Harvell (114 games, 1989-93)
- 754 Elston Turner (113 games, 1978-81)
- 710 Carlos Clark (118 games, 1980-83)
- 679 Justin Reed (122 games, 2001-04)
- 634 Chris Warren (115 games, 2008-11)
- 615 Murphy Holloway (132 games, 2009-13)
- 612 Don Kessinger (70 games, 1962-64)
- 610 Gerald Glass (60 games, 1989-90)
- 596 Joe Gibbon (86 games, 1954-57)

SEASON

- 366 Johnny Neumann (23 games, 1971)
- 326 Gerald Glass (30 games, 1989)
- 284 Gerald Glass (30 games, 1990)
- 277 John Stroud (27 games, 1979)
- 267 Joe Harvell (28 games, 1992)
- 261 John Stroud (30 games, 1980)
- 251 Carlos Clark (30 games, 1982)
- 246 Elston Turner (30 games, 1981)
- 235 Carlos Clark (31 games, 1983)
- 227 Joe Gibbon (21 games, 1957)

GAME

- 26 *Johnny Neumann vs. LSU (1-30-71)
- 24 Johnny Neumann vs. Baylor (12-29-70)
- 23 Johnny Neumann vs. Vanderbilt (12-22-70)

- 4. 22 Don Kessinger vs. Tulane (2-2-63)
- 5. 21 Johnny Neumann vs. Ark. A&M (12-4-70)
- 6. 20 Gerald Glass vs. LSU (3-4-89)
- 20 Johnny Neumann vs. Kentucky (1-2-71)
- 20 Johnny Neumann vs. USM (12-15-70)
- 9. 19 Johnny Neumann vs. Vanderbilt (2-10-71)
- 10. 18 Johnny Neumann vs. Kentucky (2-6-71)
- 18 Johnny Neumann vs. NE Louisiana (12-1-70)
- 18 Don Kessinger vs. Tennessee (2-12-63)

FIELD GOALS ATTEMPTED

CAREER

- 1. 1,708 Joe Harvell (114 games, 1990-93)
- 2. 1,695 John Stroud (110 games, 1977-80)
- 3. 1,563 Chris Warren (115 games, 2008-11)
- 4. 1,495 Elston Turner (113 games, 1978-81)
- 5. 1,452 Joe Gibbon (86 games, 1954-57)
- 6. 1,425 Justin Reed (122 games, 2001-04)
- 7. 1,411 Don Kessinger (70 games, 1962-64)
- 8. 1,321 Jack Waters (71 games, 1959-61)
- 9. 1,297 Carlos Clark (118 games, 1980-83)
- 10. 1,290 Keith Carter (117 games, 1996-99)

SEASON

- 1. 792 Johnny Neumann (23 games, 1971)
- 2. 613 Gerald Glass (30 games, 1989)
- 3. 580 Gerald Glass (30 games, 1990)
- 4. 549 Marshall Henderson (36 games, 2013)
- 5. 548 Joe Gibbon (21 games, 1957)
- 6. 537 Joe Harvell (28 games, 1992)
- 7. 509 Stefan Moody (31 games, 2016)
- 8. 496 Don Kessinger (22 games, 1964)
- 9. 495 Jack Waters (24 games, 1959)
- 10. 487 Marshall Henderson (22 games, 2014)

GAME

- 1. 50 Johnny Neumann vs. Kentucky (2-6-71)
- 2. 49 Johnny Neumann vs. Vanderbilt (12-22-70)
- 3. 44 Johnny Neumann vs. USM (12-15-70)
- 4. 43 Johnny Neumann vs. Marshall (12-19-70)
- 5. 41 Johnny Neumann vs. Kentucky (2-6-71)
- 6. 40 Johnny Neumann vs. LSU (1-30-71)
- 40 Johnny Neumann vs. Baylor (12-29-70)
- 40 Johnny Neumann vs. Florida (1-25-71)
- 9. 39 Johnny Neumann vs. Alabama (2-1-71)
- 10. 36 Gerald Glass vs. LSU (3-4-89)
- 36 Johnny Neumann vs. NE Louisiana (12-1-70)
- 36 Joe Gibbon vs. LSU (2-23-57)

FIELD GOAL PERCENTAGE

CAREER (MINIMUM 600 ATTEMPTS)

- 1. .584 Dwayne Curtis (506-866, 2006-08)
- 2. 573 Reginald Buckner (353-616, 2010-13)
- 3. .561 Rahim Lockhart (474-845, 1998-2001)
- 4. .560 Roger Stieg (350-624, 1980-83)
- 5. .554 Marcus Hicks (342-617, 1999-2000)
- 6. .5474 Carlos Clark (710-1297, 1980-83)
- 7. .5470 Fred Cox (448-819, 1972-74)
- 8. .544 Murphy Holloway (615-1130, 2009-13)
- 9. .527 John Stroud (894-1695, 1977-80)
- 10. .516 Curtis Ritchwood (314-609, 1985-86)

SEASON (MINIMUM 150 ATTEMPTS)

- 1. .638 Marcus Hicks (162-254, 1999)
- 2. .633 Dwayne Curtis (212-335, 2008)



Marshall Henderson set the NCAA record with 394 3-point attempts in 2012-13.

- 3. .628 Fred Cox (152-242, 1974)
- 4. .622 Carlos Clark (251-403, 1982)
- 5. .594 Reginald Buckner (95-160, 2011)
- 6. .587 Reginald Buckner (125-213, 2013)
- 7. .581 Rahim Lockhart (165-284, 2000)
- 8. .578 John Stroud (277-479, 1979)
- 9. .569 Roger Steig (119-209, 1983)
- 10. .568 Dwayne Curtis (159-280, 2006)

GAME (MINIMUM 20 ATTEMPTS)

- 1. .800 John Stroud vs. Alabama, 16-20 (2-24-79)
- 2. .786 Don Kessinger vs. Tulane, 22-28 (2-2-63)
- 3. .727 John Stroud vs. Memphis, 16-22 (12-26-78)
- 4. .714 John Stroud vs. Kentucky, 15-21 (2-5-79)
- 5. .667 Cob Jarvis vs. Florence St., 16-24 (12-15-52)

GAME (MINIMUM 10 ATTEMPTS)

- 1. 1.000 Jarrell Evans vs. Abilene Christian, 12-12 (11-29-93)
- 2. .909 Rahim Lockhart vs. SE La., 10-11 (12-13-2000)
- .909 Carlos Clark vs. UAB, 10-11 (12-6-80)
- .909 Fred Cox vs. Florida, 10-11 (1-21-74)
- .909 Marcanvis Hymon vs. Towson, 10-11 (11-20-15)
- 6. .900 Marcus Hicks vs. Villanova, 9-10 (3-12-99)
- .900 John Jackson vs. Houston Baptist, 9-10 (2-5-96)
- .900 Joe Kyles vs. Georgia, 9-10 (1-9-77)

3-POINT FIELD GOALS MADE

CAREER

- 1. 334 Chris Warren (115 games, 2008-11)
- 2. 278 Aaron Harper (123 games, 2001-04)
- 3. 267 Marshall Henderson (66 games, 2013-14)
- 4. 249 Keith Carter (117 games, 1996-99)
- 5. 214 Joe Harvell (114 games, 1990-93)
- 6. 181 Stefan Moody (65 games, 2014-16)
- 7. 163 Jason Harrison (132 games, 1999-02)
- 8. 158 Todd Abernethy (122 games, 2004-07)
- 9. 152 David Huertas (65 games, 2008-09)
- 10. 136 Zach Graham (135 games, 2008-11)

SEASON

- 1. 138 Marshall Henderson (36 games, 2013)
- 2. 129 Marshall Henderson (30 games, 2014)
- 3. 111 Chris Warren (35 games, 2010)
- 4. 103 Stefan Moody (31 games, 2016)
- 103 Chris Warren (35 games, 2008)
- 6. 96 Clarence Sanders (34 games, 2007)
- 7. 95 Chris Warren (34 games, 2011)
- 8. 83 Aaron Harper (31 games, 2002)
- 9. 79 Joe Harvell (28 games, 1992)
- 10. 78 Stefan Moody (34 games, 2015)

GAME

- 1. 10 Marshall Henderson vs. Oregon, 10-23 (12-8-13)
- 2. 9 Deandre Burnett vs. Oral Roberts (11-18-16)
- 3. 8 Stefan Moody vs. Alabama 8-17 (3-10-16)
- 8 Stefan Moody vs. Miss. State, 8-12 (2-19-15)
- 8 Marshall Henderson vs. Missouri, 8-15 (2-8-14)
- 8 Marshall Henderson vs. Tennessee, 8-19 (1-29-14)
- 8 Marshall Henderson vs. Auburn, 8-12 (2-23-13)
- 8 Chris Warren vs. So. Carolina, 8-15 (2-22-11)
- 8 Keith Carter vs. Prairie View, 8-10 (12-29-98)
- 10. 7 Marshall Henderson vs. Miss. State, 7-19 (3-13-14)
- 7 Marshall Henderson vs. W. Kentucky, 7-13 (12-30-13)
- 7 Marshall Henderson vs. Florida, 7-11 (12-2-13)
- 7 Marshall Henderson vs. Indiana St., 7-16 (12-22-12)
- 7 Dundreous Nelson vs. Auburn, 7-12 (3-2-11)



Chris Warren finished his career as the school record holder for 3-pointers in a career, season and game. He ranks fifth in Southeastern Conference history with 334 career triples.



RECORDS

- 7 Zach Graham vs. Auburn, 7-11 (2-16-11)
- 7 Chris Warren vs. Miss. State, 7-14 (1-13-11)
- 7 Terrico White vs. Jacksonville St., 7-10 (12-29-09)
- 7 David Huertas vs. So. Ala., 7-13 (11-18-08)
- 7 David Huertas vs. Georgia, 7-11 (3-13-08)
- 7 Chris Warren vs. Auburn, 7-14 (1-19-08)
- 7 Eniel Polynice vs. So. Ala., 7-11 (11-13-07)
- 7 Trevor Gaskins vs. MVSU, 7-10 (11-10-07)
- 7 Clarence Sanders vs. LSU, 7-13 (2-14-07)
- 7 Clarence Sanders vs. Auburn, 7-11 (2-3-07)

3-POINT FIELD GOALS ATTEMPTED

CAREER

- 1. 900 Chris Warren (115 games, 2008-11)
- 2. 771 Marshall Henderson (66 games, 2013-2014)
- 3. 720 Aaron Harper (123 games, 2001-04)
- 4. 686 Keith Carter (117 games, 1996-99)
- 5. 528 Joe Harvell (114 games, 1990-93)
- 6. 494 Stefan Moody (65 games, 2015-16)
- 7. 454 Jason Harrison (132 games, 1999-2002)
- 8. 425 David Huertas (65 games, 2008-09)
- 9. 414 Todd Abernethy (122 games, 2004-07)
- 10. 398 Joezon Darby (81 games, 1996-98)



Four-year letter winner Jarvis Summers ranks in the top-10 in school history in scoring, assists and free throws made.

SEASON

- 1. 394 Marshall Henderson (36 games, 2013)
- 2. 377 Marshall Henderson (30 games, 2014)
- 3. 279 Chris Warren (34 games, 2011)
- 4. 275 Chris Warren (35 games, 2010)
- 5. 272 Stefan Moody (31 games, 2016)
- 6. 265 Chris Warren (35 games, 2008)
- 7. 262 Clarence Sanders (34 games, 2007)
- 8. 222 Stefan Moody (34 games, 2015)
- 9. 220 Keith Carter (33 games, 1999)
- 10. 217 David Huertas (30 games, 2009)

GAME

- 1. 23 Marshall Henderson vs. Oregon, 10-23 (12-8-13)
- 2. 19 Marshall Henderson vs. Miss. State, 7-19 (3-13-14)
- 19 Marshall Henderson vs. Tennessee, 8-19 (1-29-14)
- 4. 18 Marshall Henderson vs. Miss. St., 3-18 (3-2-13)
- 5. 17 Stefan Moody vs. Alabama, 8-17 (3-10-16)
- 6. 16 Marshall Henderson vs. Georgia, 2-16 (3-14-13)
- 16 Marshall Henderson vs. Texas A&M, 5-16 (3-1-14)
- 16 Marshall Henderson vs. Florida, 5-16 (2-22-14)
- 16 Marshall Henderson vs. Indiana St., 7-16 (12-22-12)
- 16 Clarence Sanders vs. Miss. St., 4-16 (1-10-07)
- 11. 15 Stefan Moody at Texas A&M, 5-15 (2-16-16)
- 15 Stefan Moody vs. Vanderbilt, 3-15 (2-6-16)
- 15 Marshall Henderson vs. Missouri, 8-15 (2-8-14)
- 15 Marshall Henderson vs. LaSalle, 4-15 (3-24-13)
- 15 Marshall Henderson vs. Tennessee, 6-15 (1-24-13)

3-POINT FIELD GOAL PERCENTAGE

CAREER (MINIMUM 90 ATTEMPTS)

- 1. .443 John Matthews, 54-122 (80 games, 1988-91)
- 2. .409 Cullen Neal, 63-154 (36 games, 2016-17)
- 3. .405 Joe Harvell, 214-528 (114 games, 1990-93)
- 4. .397 Rod Barnes, 50-126 (58 games, 1986-88)
- 5. .393 Kendrick Fox, 107-272 (112 games, 2002-05)
- 6. .389 David Sanders, 72-185 (95 games, 2001-03)
- 7. .386 Aaron Harper, 278-720 (123 games, 2001-04)
- 8. .382 Todd Abernethy, 158-414 (122 games, 2004-07)
- 9. .379 Ronnie Miller, 36-95 (58 games, 1986-88)
- 10. .377 Gerald Glass, 87-231 (60 games, 1989-90)

SEASON (MINIMUM 25 ATTEMPTS)

- 1. .600 Keith Kessinger, 15-25 (1987)
- 2. .507 David Sanders, 36-71 (2002)
- 3. .500 Walsh Jordan, 17-34 (1994)
- .500 David Midlick, 15-30 (1989)
- .500 John Matthews, 30-60 (1990)

GAME (MINIMUM 4 ATTEMPTS)

- 1. 1.000 Joe Harvell vs. Tennessee, 5-5 (3-9-90)
- 1.000 Eniel Polynice vs. UNO, 4-4 (11-30-06)
- 1.000 Kendrick Fox vs. Nicholls St., 4-4 (12-13-04)
- 1.000 LaTaryl Williams vs. VCU, 4-4 (12-7-99)
- 1.000 Robert Butler vs. So. Carolina, 4-4 (2-8-95)
- 1.000 Rod Barnes vs. Miss. St., 4-4 (2-14-87)
- 7. .857 Josh Hayes vs. Troy St., 6-7 (12-18-00)
- 8. .833 Zach Graham vs. Arkansas, 5-6 (3-5-11)
- .833 Jason Flanigan vs. MBC, 5-6 (12-30-00)

FREE THROWS MADE

CAREER

- 1. 540 John Stroud (110 games, 1977-80)
- 2. 463 Jarvis Summers (134 games, 2012-15)
- 3. 419 Chris Warren (115 games, 2008-11)

- 4. 409 Joe Gibbon (86 games, 1954-57)
- 5. 403 Ken Turner (73 games, 1967-69)
- 6. 401 Carlos Clark (118 games, 1980-83)
- 7. 393 Ansu Sesay (110 games, 1995-98)
- 8. 385 Cob Jarvis (68 games, 1952-54)
- 9. 382 Justin Reed (122 games, 2001-04)
- 10. 361 Stefan Moody (65 games, 2015-16)



In just two seasons as a Rebel, Stefan Moody ranked third in Ole Miss history with a 85.7 free throw percentage, sixth on the career scoring average list at 19.9 ppg and sixth with 181 3-pointers made.

SEASON

- 1. 233 John Stroud (30 games, 1980)
- 2. 212 Stefan Moody (31 games, 2016)
- 3. 193 Denver Brackeen (22 games, 1955)
- 4. 192 Deandre Burnett (33 games, 2017)
- 5. 191 Johnny Neumann (23 games, 1971)
- 6. 177 Joe Gibbon (21 games, 1957)
- 7. 168 Chris Warren (34 games, 2011)
- 8. 166 Marshall Henderson (36 games, 2013)
- 9. 162 Carlos Clark (31 games, 1983)
- 10. 160 Sebastian Saiz (36 games, 2017)

GAME

- 1. 17 Carlos Clark vs. LSU, 17-21 (1-15-83)
- 17 Johnny Neumann vs. USM, 17-18 (12-15-70)
- 17 Joe Gibbon vs. Georgia, 17-18 (2-16-57)
- 17 Wayland Inman vs. EKV, 17-19 (12-16-55)
- 5. 16 Ansu Sesay vs. Auburn, 16-17 (1-31-98)
- 16 Cecil Dowell vs. Tennessee, 16-18 (3-4-81)
- 16 Joe Gibbon vs. LSU, 16-19 (2-23-57)
- 8. 15 Stefan Moody vs. Mississippi St., 15-18 (3-2-16)
- 15 Stefan Moody vs. Georgia, 15-18, (1-9-16)
- 15 Stefan Moody vs. Georgia Southern, 15-17 (11-16-15)
- 15 Cecil Dowell vs. Alabama St., 15-16 (3-17-83)
- 15 Denver Brackeen vs. Florida, 15-15 (2-21-55)

CONSECUTIVE

- 37 David Rhodes (1972)
- 32 Stefan Moody (2015)

FREE THROWS ATTEMPTED

CAREER

- 695 John Stroud (110 games, 1977-80)
- 613 Cob Jarvis (68 games, 1952-54)
- 568 Joe Gibbon (86 games, 1954-57)
- 543 Ansu Sesay (110 games, 1995-98)
- 540 Justin Reed (122 games, 2001-04)
- 521 Ken Turner (73 games, 1967-69)
- 508 Carlos Clark (118 games, 1980-83)
- 487 Chris Warren (115 games, 2008-11)
- 480 Ivan Richmann (67 games, 1958-60)
- 478 Murphy Holloway (132 games, 2009-13)

SEASON

- 292 John Stroud (30 games, 1980)
- 256 Stefan Moody (31 games, 2016)
- 255 Denver Brackeen (22 games, 1955)
- 254 Cob Jarvis (24 games, 1953)
- 250 Johnny Neumann (23 games, 1971)
- 235 Joe Gibbon (21 games, 1957)
- 218 Deandre Burnett (33 games, 2017)
- 216 Ansu Sesay (29 games, 1998)
- 215 Sebastian Saiz (36 games, 2017)
- 215 Ivan Richmann (23 games, 1959)

GAME

- 28 Cob Jarvis vs. Arkansas, 14-28 (1-5-54)
- 25 Ken Turner vs. Vanderbilt, 15-25 (2-12-69)
- 21 Carlos Clark vs. LSU, 17-21 (1-15-83)
- 20 Ansu Sesay vs. Arkansas, 14-20 (2-18-95)
- 19 Justin Reed vs. Alabama, 14-19 (2-28-04)
- 19 Joe Gibbon vs. LSU, 16-19 (2-23-57)
- 18 Stefan Moody vs. Mississippi St, 15-18 (3-2-16)
- 18 Stefan Moody vs. Georgia, 15-18 (1-09-16)
- 18 Cecil Dowell vs. Tennessee, 16-18 (3-4-81)
- 18 Johnny Neumann vs. Baylor, 12-18 (12-29-70)
- 18 Johnny Neumann vs. USM, 17-18 (12-15 70)

FREE THROW PERCENTAGE

CAREER (MINIMUM 200 ATTEMPTS)

- .877 David Rhodes, 179-204 (1971-73)
- .860 Chris Warren, 419-487 (2008-11)
- .857 Stefan Moody, 361-421 (2014-16)
- .857 Marshall Henderson, 264-308 (2013-14)
- .829 Jack Waters, 300-362 (1959-61)
- .827 Dave Shepherd, 177-214 (1974-75)
- .8204 Don Kessinger, 329-401 (1962-64)
- .8196 Jason Harrison, 359-438 (1999-2002)
- .805 Rod Barnes, 231-287 (1985-88)
- .801 David Huertas, 177-221 (2008-09)

SEASON (MINIMUM 90 ATTEMPTS)

- .928 *Chris Warren, 168-181 (2011)
- .903 Stefan Moody, 149-165 (2015)
- .901 David Rhodes, 82-91 (1972)
- .883 Marshall Henderson, 166-188 (2013)
- .881 Deandre Burnett, 192-218 (2017)
- .873 Jack Waters, 103-118 (1960)
- .871 Zach Graham, 108-124 (2011)
- .860 Jason Harrison, 92-107 (2002)
- .849 David Rhodes, 79-93 (1971)
- .844 Don Kessinger, 103-122 (1963)

GAME (MINIMUM 11 ATTEMPTS)

- 1.000 Sebastian Saiz at Mississippi State (2-21-2017)
- 1.000 Marshall Henderson vs. Georgia, 14-14, (2-16-13)
- 1.000 Denver Brackeen vs. Florida, 15-15 (2-21-55)
- 1.000 Chris Warren vs. Texas St., 12-12 (12-22-10)
- 1.000 Don Kessinger vs. Tulane, 12-12 (2-2-63)
- 1.000 Don Kessinger vs. Tennessee, 12-12 (2-12-62)
- 1.000 Jack Waters vs. Miss. St., 12-12 (3-4-61)
- 1.000 Ivan Richmann vs. Tulane, 12-12 (1-30-60)
- 1.000 Jack Waters vs. Alabama, 12-12 (1-2-60)
- 1.000 Denver Brackeen vs. Georgia, 12-12 (12-19-53)
- 1.000 Justin Reed vs. So. Carolina, 11-11 (1-31-04)
- 1.000 Ervin Garnes vs. LSU, 11-11 (3-5-94)



Murphy Holloway broke Walter Actwood's school rebounding mark in 2012-13 and ranks 15th in SEC history with 1,093 career boards.

REBOUNDS

CAREER

- 1,093 Murphy Holloway (132 games, 2009-13)
- 1,008 Sebastian Saiz (129 games, 2014-17)
- 945 Walter Actwood (103 games, 1974-77)
- 880 Reginald Buckner (132 games, 2010-13)
- 828 Elston Turner (113 games, 1978-81)
- 827 Joe Gibbon (86 games, 1954-57)
- 826 John Stroud (110 games, 1977-80)
- 780 Rahim Lockhart (123 games, 1998-2001)
- 774 Dwayne Curtis (90 games, 2006-08)
- 766 Justin Reed (122 games, 2001-04)

SEASON

- 409 Sebastian Saiz (36 games, 2017)
- 350 Murphy Holloway (36 games, 2013)
- 337 Dwayne Curtis (35 games, 2008)
- 306 Denver Brackeen (22 games, 1955)
- 296 Joe Gibbon (21 games, 1957)
- 295 Walter Actwood (26 games, 1975)
- 282 Rahim Lockhart (35 games, 2001)

- 279 Murphy Holloway (31 games, 2012)
- 278 Rahim Lockhart (33 games, 2000)
- 271 Reginald Buckner (36 games, 2013)

GAME

- 25 Ivan Richmann vs. Tulane (2-22-58)
- 24 Joe Gibbon vs. Georgia (2-16-57)
- 23 Sterling Ainsworth vs. Ark. St. (12-5-60)
- 22 Walter Actwood vs. ISU-Evansville (12-1-75)
- 22 Denver Brackeen vs. LSU (2-28-55)
- 22 Denver Brackeen vs. Vanderbilt (1-17-55)
- 21 Jerry Brawner vs. Texas (12-5-66)
- 21 Ivan Richmann vs. Chattanooga (2-9-60)
- 21 James Miller vs. Miss. St. (1-30-56)
- 20 Murphy Holloway vs. Auburn (2-24-10)
- 20 Walter Actwood vs. LSU (3-8-75)
- 20 Jimmie Graves vs. LSU (2-23-57)
- 20 Joe Gibbon vs. Kentucky (2-8-57)

REBOUNDING AVERAGE

CAREER

- 12.1 Denver Brackeen (42 games, 1954-55)
- 9.9 Coolidge Ball (76 games, 1972-74)
- 9.62 Joe Gibbon (86 games, 1954-57)
- 9.59 Fred Cox (76 games, 1972-74)
- 9.4 Ivan Richmann (67 games, 1958-60)
- 9.2 Walter Actwood (103 games, 1974-77)
- 8.9 Jerry Brawner (70 games, 1967-69)
- 8.6 Dwayne Curtis (90 games, 2006-08)
- 8.3 Murphy Holloway (132 games, 2008-13)
- 8.10 Louis Griffin (68 games, 1958-60)



A four-year letterman for the Rebels from Madrid, Spain, Sebastian Saiz became just the seventh player in SEC history with 1,000 points, 1,000 rebounds and 100 blocked shots.

SEASON

- 14.1 Joe Gibbon (21 games, 1957)
- 13.9 Denver Brackeen (22 games, 1955)
- 11.4 Sebastian Saiz (36 games, 2017)
- 11.3 Walter Actwood (26 games, 1975)
- 10.8 Fred Cox (25 games, 1972)
- 10.4 Ivan Richmann (20 games, 1960)
- 10.3 Coolidge Ball (25 games, 1972)
- 10.10 Denver Brackeen (20 games, 1954)



RECORDS

- 9. 10.09 Sterling Ainsworth (23 games, 1961)
- 10. 10.08 Bill Bolton (24 games, 1963)

ASSISTS

CAREER

- 1. 830 *Sean Tuohy (117 games, 1979-82)
- 2. 530 Jarvis Summers (134 games, 2012-15)
- 2. 456 Rod Barnes (103 games, 1985-88)
- 3. 452 Chris Warren (115 games, 2008-11)
- 4. 431 Todd Abernethy (122 games, 2004-07)
- 5. 427 Jason Harrison (132 games, 1999-2002)
- 6. 378 Henry Jackson (105 games, 1976-79)
- 7. 370 Michael White (117 games, 1996-99)
- 9. 362 Bob Mahoney (74 games, 1973-75)
- 10. 319 Eniel Polynice (102 games, 2007-10)

SEASON

- 1. 260 *Sean Tuohy (30 games, 1980)
- 2. 215 Sean Tuohy (30 games, 1982)
- 3. 187 Sean Tuohy (30 games, 1981)
- 4. 182 Todd Abernethy (33 games, 2007)
- 5. 175 Rod Barnes (29 games, 1987)
- 6. 168 Sean Tuohy (27 games, 1979)
- 7. 160 Jarvis, Summers (33 games, 2015)
- 7. 156 Chris Warren (35 games, 2008)
- 8. 153 Rod Barnes (29 games, 1986)
- 9. 147 Bob Mahoney (26 games, 1975)

GAME

- 1. 15 Sean Tuohy vs. Auburn (1-26-80)
- 2. 14 Sean Tuohy vs. Miss. St. (2-16-80)
- 3. 13 Sean Tuohy vs. Virginia Tech (3-15-82)
- 13 Rod Barnes vs. Florida (1-11-86)
- 5. 12 Jarvis Summers vs. Illinois St. (3-14-12)
- 12 Sean Tuohy vs. LSU (2-21-80)
- 12 Sean Tuohy vs. Kentucky (2-29-80)
- 12 Sean Tuohy vs. Auburn (1-13-79)
- 12 Sean Tuohy vs. Dayton (12-20-80)
- 10. 11 Todd Abernethy vs. LSU (2-14-07)
- 11 Edmond Fitzgerald vs. Oral Roberts (2-13-93)
- 11 Rod Barnes vs. Vanderbilt (2-9-87)
- 11 Rod Barnes vs. Miss. College (12-18-86)
- 11 Sean Tuohy vs. Alabama (2-2-80)
- 11 Sean Tuohy vs. Tennessee (1-30-80)
- 11 Sean Tuohy vs. Mercer (11-30-79)
- 11 Sean Tuohy vs. Alabama (2-24-79)
- 11 Bob Mahoney vs. Georgia (2-3-75)
- 11 Bob Mahoney vs. Auburn (1-6-75)

ASSISTS AVERAGE

CAREER

- 1. 7.1 Sean Tuohy (117 games, 1979-82)
- 2. 5.15 Jarvis Summers (134 games, 2012-15)
- 3. 4.9 Bob Mahoney (74 games, 1973-75)
- 4. 4.43 Rod Barnes (103 games, 1985-88)
- 5. 4.36 Dave Shepherd (50 games, 1974-75)
- 6. 3.9 Chris Warren (115 games, 2008-11)
- 7. 3.6 Henry Jackson (105 games, 1976-79)
- 8. 3.53 Todd Abernethy (122 games, 2004-07)
- 9. 3.28 Stefan Moody (65 games, 2014-16)
- 10. 3.23 Jason Harrison (132 games, 1999-2002)

SEASON

- 1. 8.7 Sean Tuohy (30 games, 1980)

- 2. 7.2 Sean Tuohy (30 games, 1982)
- 3. 6.23 Sean Tuohy (30 games, 1981)
- 4. 6.22 Sean Tuohy (27 games, 1979)
- 5. 6.0 Rod Barnes (29 games, 1987)
- 6. 5.7 Bob Mahoney (26 games, 1975)
- 7. 5.5 Todd Abernethy (33 games, 2007)
- 8. 5.3 Rod Barnes (29 games, 1986)
- 9. 4.88 Bob Mahoney (26 games, 1973)
- 10. 4.85 Cedric Brim (27 games, 1995)

BLOCKED SHOTS

CAREER

- 1. 326 Reginald Buckner (132 games, 2010-13)
- 2. 180 Sean Murphy (117 games, 1988-91)
- 3. 139 Aaron Jones (105 games, 2012-15)
- 4. 132 Rahim Lockhart (123 games, 1998-2001)
- 5. 127 Sebastian Saiz (129 games, 2014-17)
- 6. 114 Johnnie Rogers (54 games, 1996-1999)
- 7. 113 Terrance Henry (132 games, 2008-12)
- 8. 108 David Dean (50 games, 1992-94)
- 9. 99 Ansu Sesay (110 games, 1995-98)
- 10. 89 Justin Reed (123 games, 2001-04)

SEASON

- 1. 98 Reginald Buckner (36 games, 2013)
- 2. 95 Reginald Buckner (34 games, 2011)
- 3. 69 Reginald Buckner (32 games, 2012)
- 69 Aaron Jones (33 games, 2014)
- 5. 64 Reginald Buckner (31 games, 2010)
- 6. 56 David Dean (28 games, 1993)
- 7. 52 David Dean (22 games, 1994)
- 8. 49 Rahim Lockhart (35 games, 2001)
- 49 Sean Murphy (28 games, 1991)
- 10. 48 Johnnie Rogers (29 games, 1998)



Reginald Buckner ranks fifth in SEC history with 326 career blocked shots.

GAME

- 1. 8 Reginald Buckner vs. Arkansas (2-5-11)
- 8 Ansu Sesay vs. Miss. St. (2-19-97)
- 3. 7 Reginald Buckner vs. Arkansas (3-5-11)
- 7 Reginald Buckner vs. ETSU (12-18-10)
- 7 David Dean vs. Alabama (2-20-93)
- 7 Sean Murphy vs. Christian Bros. (11-25-88)
- 7. 6 Sebastian Saiz vs. Bradley (12-19-2016)
- 6 Reginald Buckner vs. Fordham (1-4-13)
- 6 Reginald Buckner vs. MVSU (12-10-11)
- 6 Reginald Buckner vs. LSU (1-22-11)
- 6 Terrance Henry vs. UCF (1-5-10)
- 6 Johnnie Rogers vs. La. Tech (11-19-97)
- 6 Johnnie Rogers vs. Davidson (12-2-96)
- 6 David Dean vs. So. Carolina (3-10-94)
- 6 Sean Murphy vs. Florida (2-2-91)

STEALS

CAREER

- 1. 211 Jason Smith (118 games, 1996-99)
- 2. 194 Murphy Holloway (132 games, 2009-13)
- 3. 179 Eric Laird (110 games, 1982-85)
- 4. 172 Jason Harrison (132 games, 1999-2002)
- 5. 159 Gerald Glass (60 games, 1989-90)
- 6. 157 Joe Ayers (112 games, 1984-87)
- 7. 155 Elston Turner (113 games, 1978-81)
- 8. 154 Rod Barnes (103 games, 1985-88)
- 9. 148 Rahim Lockhart (123 games, 1998-2001)
- 10. 133 Aaron Harper (123 games, 2001-04)
- 133 Keith Carter (117 games, 1996-99)

SEASON

- 1. 89 Gerald Glass (30 games, 1989)
- 2. 73 Jason Smith (33 games, 1999)
- 3. 70 Gerald Glass (30 games, 1990)
- 4. 58 Murphy Holloway (36 games, 2013)
- 58 Rod Barnes (29 games, 1988)
- 7. 57 Stefan Moody (34 games, 2015)
- 6. 55 Rahim Lockhart (33 games, 2000)
- 55 Ervin Garnes (27 games, 1994)
- 55 Eric Laird (28 games, 1984)
- 9. 54 Eniel Polynice (34 games, 2008)
- 10. 53 Jason Smith (29 games, 1997)

GAME

- 1. 8 Gerald Glass vs. Christian Bros. (11-25-88)
- 8 Eric Laird vs. DePaul (3-25-83)
- 3. 7 Rasheed Brooks vs. LSU (2-14-2017)
- 7 Justin Reed vs. Auburn (2-3-01)
- 7 Jason Smith vs. Florida (1-7-98)
- 7 Coolidge Ball vs. Alabama (2-16-74)
- 6. 6 20 players tied

GAMES PLAYED

CAREER

- 1. 135 Zach Graham (2008-11)
- 2. 134 Jarvis Summers (2012-15)
- 3. 132 Reginald Buckner (2010-13)
- 132 Murphy Holloway (2009-13)
- 132 Terrance Henry (2009-12)
- 132 Jason Harrison (1999-2002)
- 4. 129 Sebastian Saiz (2014-17)
- 5. 128 Emmanuel Wade (2000-03)
- 6. 127 Jason Flanigan (1998-2001)
- 7. 123 Aaron Harper (2001-04)
- 123 Rahim Lockhart (1998-2001)

9. 122 Todd Abernethy (2004-07)
122 Justin Reed (2001-04)

SEASON

- 36 Terence Davis, Justas Furmanavicius, Marcanvis Hymon, Cullen Neal, Terence Davis (2017); Reginald Buckner, Marshall Henderson, Murphy Holloway, LaDarius White (2013)
- 35 DeAundre Cranston, Trevor Gaskins, Zach Graham, Chris Warren, Terrico White (2010); Dwayne Curtis, Trevor Gaskins, Zach Graham, David Huertas, Chris Warren, Kenny Williams (2008); Jason Flanigan, Aaron Harper, Jason Harrison, Rahim Lockhart, Justin Reed, David Sanders, Emmanuel Wade (2001)
- 34 Breein Tyree (2017); Stefan Moody, LaDarius White, M.J. Rhett, Dwight Coleby, Martavious Newby, Terence Smith (2015), Jarvis Summers, Nick Williams (2013); Terrance Henry, Jarvis Summers, Nick Williams (2012); Zach Graham, Terrance Henry, Dundercous Nelson, Chris Warren, Nick Williams (2011); Murphy Holloway (2010); Eniel Polynice (2008); Jason Holmes, Richard Kirkin (2001)

WINS**CAREER**

1. 87 Martavious Newby (2012-16)
87 Reginald Buckner (2010-13)
87 Jason Flanigan (1998-2001)
4. 86 Jason Harrions (1999-2002)
5. 85 Murphy Holloway (2009-13)
6. 84 Jarvis Summers (2012-15)

MINUTES PLAYED**CAREER**

1. 4,109 Elston Turner (113 games, 1978-81)
2. 4,039 Sean Tuohy (117 games, 1979-82)
3. 4,028 Carlos Clark (118 games, 1980-83)
4. 3,955 John Stroud (110 games, 1977-80)
5. 3,832 Eric Laird (110 games, 1982-85)
6. 3,812 Chris Warren (115 games, 2008-11)
7. 3,719 Keith Carter (117 games, 1996-99)
8. 3,674 Joe Harvell (114 games, 1990-93)
3,674 Murphy Holloway (132 games, 2009-13)
10. 3,548 Aaron Harper (123 games, 2001-04)

SEASON

1. 1,207 Carlos Clark (31 games, 1983)
2. 1,200 Sebastian Saiz (36 games, 2017)
3. 1,192 Carlos Clark (30 games, 1982)
4. 1,185 Chris Warren (34 games, 2011)
5. 1,152 Chris Warren (35 games, 2010)
6. 1,134 Marshall Henderson (36 games, 2013)
7. 1,133 Eric Laird (31 games, 1983)
8. 1,131 Murphy Holloway (36 games, 2013)
1,131 Sean Tuohy (30 games, 1982)
10. 1,123 Keith Carter (33 games, 1999)
1,123 John Stroud (30 games, 1980)

GAME

1. 60 Carlos Clark vs. Vanderbilt (2-17-82)
2. 59 Sean Tuohy vs. Vanderbilt (2-17-82)
3. 58 Gerald Glass vs. Miss. State (1-24-90)
4. 54 Roger Stieg vs. Vanderbilt (2-17-82)
5. 49 Joe Harvell vs. Miss. State (1-24-90)

DOUBLE-DOUBLES**CAREER**

1. 45 Joe Gibbon (86 games, 1954-57)
2. 39 Murphy Holloway (96 games, 2009-13)
3. 37 Coolidge Ball (76 games, 1972-74)
4. 34 Dwayne Curtis (90 games, 2006-08)
5. 32 Sebastian Saiz (129 games, 2014-17)
32 Denver Brackeen (42 games, 1954-55)
7. 31 John Stroud (110 games, 1977-80)
8. 28 Ivan Richmann (67 games, 1958-60)
9. 27 Fred Cox (76 games, 1972-74)
10. 22 Rahim Lockhart (123 games, 1998-2001)

SEASON

1. 23 Sebastian Saiz (36 games, 2017)
2. 20 Denver Brackeen (22 games, 1955)
3. 19 Joe Gibbon (21 games, 1957)
4. 18 Dwayne Curtis (35 games, 2008)
5. 15 Coolidge Ball (25 games, 1972)
15 Fred Cox (25 games, 1972)
7. 14 Murphy Holloway (36 games, 2013)
14 Joe Gibbon (22 games, 1956)
9. 13 Rahim Lockhart (33 games, 2000)
13 John Stroud (27 games, 1979)
13 Walter Actwood (26 games, 1975)
13 Sterling Ainsworth (23 games, 1961)

CONSECUTIVE DOUBLE-FIGURE SCORING GAMES**CAREER**

1. 61 John Stroud (1978-80)
2. 59 Gerald Glass (1988-90)
3. 53 Ansu Sesay (1997-98)
4. 37 Carlos Clark (1982-83)
5. 36 Jack Waters (1960-61)
6. 35 Denver Brackeen (1954-55)
35 Cob Jarvis (1952-54)
8. 34 Marshall Henderson (2013-14)
9. 33 Joe Harvell (1990-92)
33 Don Kessinger (1963-64)
33 Stefan Moody (2014-16)

CONSECUTIVE GAMES WITH A 3-POINTER**CAREER**

1. 66 Marshall Henderson (2013-14)
2. 46 Chris Warren (2010-11)
3. 41 Aaron Harper (2001-03)

RECORDS BY CLASS**FRESHMAN RECORDS****POINTS SCORED**

1. 554 Chris Warren (35 games, 2008)
2. 425 Terrico White (31 games, 2009)
3. 395 Joe Harvell (30 games, 1990)
4. 394 Tim Jumper (29 games, 1988)
5. 385 Justin Reed (35 games, 2001)

SCORING AVG - 15.8, Chris Warren (35 games, 2008)
3-POINT FGS - 103, Chris Warren (35 games, 2008)
REBOUNDS - 213, Walter Actwood (25 games, 1974)
ASSISTS - 168, Sean Tuohy (27 games, 1979)
BLOCKS - 64, Reginald Buckner (31 games, 2010)
STEALS - 47, Elston Turner (27 games, 1978)

SOPHOMORE RECORDS**POINTS SCORED**

1. 923 Johnny Neumann (23 games, 1971)
2. 536 Don Kessinger (25 games, 1962)
3. 535 Terence Davis (36 games, 2017)
4. 530 Terrico White (35 games, 2010)
5. 488 Joe Harvell (28 games, 1991)
488 John Stroud (26 games, 1978)

SCORING AVG - 40.1, Johnny Neumann (23 games, 1971)

3-POINT FGS - 83, Aaron Harper (31 games, 2002)
REBOUNDS - 295, Walter Actwood (26 games, 1975)
ASSISTS - 260, Sean Tuohy (30 games, 1980)
BLOCKS - 95, Reginald Buckner (33 games, 2011)
STEALS - 54, Eniel Polynice (34 games, 2008)

JUNIOR RECORDS**POINTS SCORED**

1. 841 Gerald Glass (30 games, 1989)
2. 722 Marshall Henderson (36 games, 2013)
2. 709 John Stroud (27 games, 1979)
3. 699 Joe Harvell (28 games, 1992)
4. 634 Carlos Clark (30 games, 1982)

SCORING AVG - 28.0, Gerald Glass (30 games, 1989)
3-POINT FGS - 138, Marshall Henderson (36 games, 2013)
REBOUNDS - 279, Murphy Holloway (31 games, 2012)
ASSISTS - 187, Sean Tuohy (30 games, 1981)
BLOCKS - 69, Reginald Buckner (32 games, 2012)
69, Aaron Jones (33 games, 2014)
STEALS - 89, Gerald Glass (30 games, 1989)

SENIOR RECORDS**POINTS SCORED**

1. 755 John Stroud (30 games, 1979)
2. 731 Stefan Moody (31 games, 2016)
2. 723 Gerald Glass (30 games, 1990)
3. 649 Chris Warren (34 games, 2011)
4. 632 Carlos Clark (31 games, 1983)

SCORING AVG - 30.1, Joe Gibbon (21 games, 1957)
3-POINT FGS - 129, Marshall Henderson (30 games, 2014)
REBOUNDS - 409, Sebastian Saiz (36 games, 2017)
ASSISTS - 215, Sean Tuohy (30 games, 1982)
BLOCKS - 98, Reginald Buckner (36 games, 2013)
STEALS - 73, Jason Smith (33 games, 1999)



ANNUAL LEADERS

SCORING

Season	Player	G	Pts	Avg
2016-17	Deandre Burnett	33	543	16.5
	Sebastian Saiz	36	543	15.1
2015-16	Stefan Moody	31	731	23.6
2014-15	Stefan Moody	34	563	16.6
2013-14	Marshall Henderson	30	571	19.0
2012-13	*Marshall Henderson	36	722	20.1
2011-12	Terrance Henry	34	424	12.5
2010-11	Chris Warren	34	649	19.1
2009-10	Chris Warren	35	602	17.2
2008-09	David Huertas	30	542	18.1
2007-08	Chris Warren	35	554	15.8
2006-07	Clarence Sanders	34	548	16.1
2005-06	Dwayne Curtis	29	393	13.6
2004-05	Tommie Eddie	30	340	11.3
2003-04	*Justin Reed	28	517	18.5
2002-03	Justin Reed	28	430	15.4
2001-02	Justin Reed	31	453	14.6
2000-01	Rahim Lockhart	35	456	13.0
1999-2000	Marcus Hicks	33	471	14.3
1998-99	Keith Carter	33	542	16.4
1997-98	Ansu Sesay	29	540	18.6
1996-97	Ansu Sesay	29	429	14.8
1995-96	Keith Carter	27	372	13.8
1994-95	David Johnson	22	297	13.5
1993-94	David Johnson	27	407	15.1
1992-93	Joe Harvell	28	496	17.7
1991-92	*Joe Harvell	28	699	25.0



Justin Reed is one of eight players to lead Ole Miss in scoring in three different seasons. No Rebel has ever led the team in scoring four times.

1990-91	Joe Harvell	28	488	17.4
1989-90	Gerald Glass	30	723	24.1
1988-89	Gerald Glass	30	841	28.0
1987-88	Rod Barnes	29	551	19.0
1986-87	Joe Ayers	29	398	13.7
1985-86	Eric Smith	28	507	17.5
1984-85	Curtis Ritchwood	27	387	14.3
1983-84	Eric Laird	28	488	17.3
1982-83	Carlos Clark	31	632	20.4
1981-82	Carlos Clark	30	634	21.1
1980-81	Elston Turner	29	598	20.6
1979-80	*John Stroud	30	755	25.2
1978-79	*John Stroud	27	709	26.3
1977-78	John Stroud	27	488	18.1
1976-77	John Billips	27	466	17.3
1975-76	Eugene Harris	27	400	14.8
1974-75	Dave Shepherd	26	537	20.7
1973-74	Dave Shepherd	24	344	14.3
1972-73	Fred Cox	26	370	14.2
1971-72	Coolidge Ball	25	421	16.8
1970-71	*Johnny Neumann	23	923	40.1
1969-70	Ron Coleman	24	499	20.8
1968-69	Ken Turner	24	468	19.5
1967-68	Ken Turner	24	332	13.8
1966-67	Jerry Brawner	25	363	14.5
1965-66	Mickey Williams	23	279	12.1
1964-65	Eddie Dunn	24	262	10.9
1963-64	Donnie Kessinger	22	516	23.5
1962-63	Donnie Kessinger	23	501	21.8
1961-62	Donnie Kessinger	25	536	21.4
1960-61	Jack Waters	23	468	20.3
1959-60	Jack Waters	23	460	20.0
1958-59	Jack Waters	24	446	18.6
1957-58	Carlton Garner	23	414	18.0
1956-57	*Joe Gibbon	21	631	30.0
1955-56	Joe Gibbon	22	488	22.2
1954-55	*Denver Brackeen	22	599	27.2
1953-54	Denver Brackeen	20	441	22.1
1952-53	Cob Jarvis	24	557	23.2
1951-52	Cob Jarvis	26	403	15.5
1950-51	Ken Robbins	24	269	11.2
1949-50	R.B. Reeves	25	388	15.5
1948-49	Jack Marshall	21	283	13.5
1947-48	Jack Marshall	23	280	12.2
1946-47	Harold Kelly	20	187	9.4
1945-46	Jack Marshall	19	177	9.3
1944-45	Maxie McMullen	22	417	19.0
1943-44	— NO GAMES SCHEDULED, WW II —			
1942-43	Ray Poole	18	222	12.3
1941-42	Harry Simpson	13	120	9.2
1940-41	Burnell Egger	20	221	11.1
1939-40	*Burnell Egger	18	258	14.3
1938-39	Burnell Egger	26	273	10.5
1937-38	*B.L. Graham	27	473	17.5
1936-37	B.L. Graham	18	279	15.5

REBOUNDING

Season	Player	G	Rebounds	Avg
2016-17	*Sebastian Saiz	36	409	11.4
2015-16	Sebastian Saiz	31	227	8.7
2014-15	Sebastian Saiz	34	186	5.5
2013-14	Aaron Jones	33	217	6.6
2012-13	*Murphy Holloway	36	350	9.7
2011-12	Murphy Holloway	31	279	9.0
2010-11	Reginald Buckner	33	212	6.4

2009-10	Murphy Holloway	34	259	7.6
2008-09	Murphy Holloway	31	205	6.6
2007-08	Dwayne Curtis	35	337	9.6
2006-07	Dwayne Curtis	26	216	8.3
2005-06	Dwayne Curtis	29	221	7.6
2004-05	Londrick Nolen	31	135	4.4
	Tommie Eddie	30	131	4.4
2003-04	Justin Reed	28	209	6.3
2002-03	Justin Reed	28	147	5.3
2001-02	Justin Reed	31	205	6.6
2000-01	Rahim Lockhart	35	282	8.1
1999-2000	Rahim Lockhart	33	278	8.4
1998-99	Jason Smith	33	184	5.6
1997-98	Ansu Sesay	29	221	7.6
1996-97	Ansu Sesay	29	229	7.9
1995-96	Anthony Boone	24	149	6.2
1994-95	John Jackson	27	137	5.1
1993-94	Jarrell Evans	27	177	6.6
1992-93	Jarrell Evans	28	171	6.1
1991-92	Joe Harvell	28	166	5.9
1990-91	Sean Murphy	28	170	6.1
1989-90	Gerald Glass	30	229	7.6
1988-89	Gerald Glass	30	255	8.5
1987-88	Charles Prater	29	201	6.9
1986-87	Eric Smith	29	232	8.0
1985-86	Eric Smith	28	196	6.8
1984-85	Curtis Ritchwood	27	201	7.4
1983-84	Sylvester Kincheon	28	94	3.4
1982-83	Michael Partridge	31	179	5.8
1981-82	Roger Stieg	30	151	5.0
1980-81	Elston Turner	29	236	8.1
1979-80	John Stroud	30	216	7.2
1978-79	John Stroud	27	247	9.2
1977-78	John Stroud	27	230	8.5
1976-77	John Billips	27	265	9.8
1975-76	Eugene Harris	27	265	9.8
1974-75	Walter Actwood	26	295	11.3
1973-74	Coolidge Ball	25	246	9.8
1972-73	Fred Cox	26	254	9.8
1971-72	Fred Cox	25	270	10.8
1970-71	Jim Farr	26	177	6.8
1969-70	Tom Butler	25	225	9.0
1968-69	Jerry Brawner	24	210	8.8
1967-68	Jerry Brawner	21	185	8.8
1966-67	Jerry Brawner	25	230	9.2
1965-66	Mickey Williams	23	208	9.1
1964-65	Jim Robbins	25	122	4.9
1963-64	Ron Davidson	22	192	8.7
1962-63	Bill Bolton	24	242	10.1
1961-62	Bill White	25	222	8.9
1960-61	Sterling Ainsworth	23	232	10.1
1959-60	Ivan Richmann	20	207	10.4
1958-59	Louis Griffin	24	230	9.6
1957-58	Louis Griffin	24	230	9.6
1956-57	Joe Gibbon	21	296	14.1
1955-56	Joe Gibbon	22	220	10.0
1954-55	Denver Brackeen	22	306	13.9
1953-54	Denver Brackeen	20	202	10.1
1952-53	Ralph Ross	25	230	9.2

FIELD GOAL PERCENTAGE

(minimum 150 attempts)

Season	Player	G	FGM-FGA	Pct
2016-17	Terence Davis	36	200-415	48.2
2015-16	Marcanvis Hymon	32	78-149	52.3

2014-15	Sebastian Saiz	34	104-180	57.8
2013-14	Jarvis Summers	33	190-391	48.6
2012-13	*Reginald Buckner	36	125-213	58.7
2011-12	Reginald Buckner	32	85-160	53.1
2010-11	Reginald Buckner	33	95-160	59.4
2009-10	Murphy Holloway	34	150-268	56.0
2008-09	Murphy Holloway	31	108-197	54.8
2007-08	*Dwayne Curtis	35	212-335	63.3
2006-07	Kenny Williams	34	107-195	54.9
2005-06	Dwayne Curtis	29	159-280	56.8
2004-05	Tommie Eddie	30	130-232	56.0
2003-04	Justin Reed	28	193-416	46.6
2002-03	Derrick Allen	29	92-184	50.0
2001-02	David Sanders	31	124-226	54.9
2000-01	Rahim Lockhart	35	184-332	55.4
1999-2000	Rahim Lockhart	33	165-284	58.1
1998-99	Marcus Hicks	33	162-254	63.8
1997-98	Keith Carter	29	144-294	49.0
1996-97	Jason Smith	29	136-251	54.2
1995-96	Jason Smith	27	106-201	52.7
1994-95	J.J. Sims	27	103-194	53.1
1993-94	David Dean	22	86-161	53.4
1992-93	Jarrell Evans	28	81-154	52.6
1991-92	Kelvin Scales	28	111-218	50.9
1990-91	Joe Harvell	28	198-438	45.2
1989-90	Gerald Glass	30	284-580	49.0
1988-89	Gerald Glass	30	326-613	53.2
1987-88	Rod Barnes	29	207-423	48.9
1986-87	Ronnie Sims	29	110-209	52.6
1985-86	Curtis Ritchwood	26	148-265	55.8
1984-85	Curtis Ritchwood	27	166-344	48.3
1983-84	George Buckner	16	74-151	49.0
1982-83	Roger Steig	31	119-209	56.9
1981-82	Carlos Clark	30	251-403	62.2
1980-81	Carlos Clark	28	154-289	53.3
1979-80	John Stroud	30	261-469	55.7
1978-79	John Stroud	27	277-479	57.8
1977-78	John Stroud	27	207-426	48.6
1976-77	John Billips	27	199-391	50.9
1975-76	Eugene Harris	27	181-388	46.6
1974-75	Matt Meibers	26	154-324	47.5
1973-74	Fred Cox	25	152-242	62.8
1972-73	Fred Cox	26	148-296	50.0
1971-72	Fred Cox	25	148-281	52.7
1970-71	Duaine Boucher	24	90-161	55.9
1969-70	Charlie Ward	25	99-215	46.0
1968-69	Jerry Brawner	24	125-232	53.9
1967-68	Dale Stevens	23	74-176	42.0
1966-67	Jerry Brawner	25	134-264	50.7
1965-66	Mickey Williams	23	99-237	41.8
1964-65	Fred Stanley	25	95-229	41.5
1963-64	Ron Davidson	22	125-285	43.9
1962-63	Bill Bolton	24	107-225	47.6
1961-62	Bill White	25	101-194	52.1
1960-61	Jack Waters	23	183-410	44.6
1959-60	Ivan Richmann	19	96-197	48.7
1958-59	Ivan Richmann	24	107-219	48.9
1957-58	Ivan Richmann	24	84-200	42.0
1956-57	Joe Gibbon	21	227-548	41.4
1955-56	Joe Gibbon	22	191-433	44.1
1954-55	Denver Brackeen	22	203-459	44.2
1953-54	Denver Brackeen	20	147-299	49.2
1952-53	Cob Jarvis	24	204-427	47.8
1951-52	Ken Robbins	26	154-387	39.8
1950-51	R.B. Reeves	24	108-273	39.6
1949-50	R.B. Reeves	25	124-342	36.3
1948-49	R.B. Reeves	21	102-249	41.0

3-POINT FIELD GOALS MADE

Season	Player	G	3PM	3PA
2016-17	Deandre Burnett	33	73	194
2015-16	Stefan Moody	31	103	272
2014-15	Stefan Moody	34	78	222
2013-14	*Marshall Henderson	30	129	377
2012-13	*Marshall Henderson	36	138	394
2011-12	Nick Williams	34	38	118
2010-11	Chris Warren	34	95	279
2009-10	*Chris Warren	35	111	275
2008-09	David Huertas	30	77	217
2007-08	Chris Warren	35	103	265
2006-07	Clarence Sanders	34	96	262
2005-06	Todd Abernethy	30	49	116
2004-05	Kendrick Fox	31	56	131
2003-04	Aaron Harper	28	67	173
2002-03	Aaron Harper	29	65	160
2001-02	Aaron Harper	31	83	209
2000-01	Aaron Harper	35	63	178
1999-2000	Jason Harrison	33	42	125
1998-99	Keith Carter	33	77	220
1997-98	Joezon Darby	29	60	176
1996-97	Keith Carter	28	51	148
1995-96	Keith Carter	27	63	162
1994-95	Cedric Brim	27	41	122
1993-94	Walsh Jordan	27	17	34
1992-93	Joe Harvell	28	44	124
1991-92	*Joe Harvell	28	79	179
1990-91	Joe Harvell	28	45	121
1989-90	Gerald Glass	30	46	122
	Joe Harvell	30	46	102
1988-89	Gerald Glass	30	41	109
1987-88	Rod Barnes	29	31	80
1986-87	Rod Barnes	29	19	46

3-POINT FG PERCENTAGE

(minimum 50 attempts)

Season	Player	G	3PM-A	Pct
2016-17	Cullen Neal	36	63-154	40.9
2015-16	Anthony Perez	31	30-76	39.5
2014-15	LaDarius White	34	58-146	39.7
2013-14	Jarvis Summers	33	47-111	42.3
2012-13	LaDarius White	36	27-77	35.1
2011-12	Jarvis Summers	34	34-78	43.6
2010-11	Nick Williams	34	23-58	39.7
2009-10	Chris Warren	35	111-275	40.4
2008-09	Zach Graham	31	26-68	38.2
2007-08	Chris Warren	35	103-265	38.9
2006-07	Todd Abernethy	33	54-142	38.0
2005-06	Todd Abernethy	30	49-116	42.2
2004-05	Kendrick Fox	31	56-131	42.7
2003-04	Aaron Harper	28	67-173	38.7
2002-03	Aaron Harper	29	65-160	40.6
2001-02	David Sanders	31	36-71	50.7
2000-01	Jason Harrison	35	36-95	37.9
1999-2000	Jason Flanigan	31	34-89	38.2
1998-99	Jason Harrison	33	35-90	38.9
1997-98	Michael White	29	28-59	47.5
1996-97	Joezon Darby	26	46-131	35.1
1995-96	Keith Carter	27	63-162	38.9
1994-95	Cedric Brim	27	41-122	33.6
1993-94	Fred Johnigan	27	15-53	28.3
1992-93	Joe Harvell	28	44-124	35.5
1991-92	Joe Harvell	28	79-179	44.1
1990-91	Joe Harvell	28	45-121	37.2
1989-90	Joe Harvell	30	46-102	45.1
1988-89	Gerald Glass	30	41-109	37.6
1987-88	Rod Barnes	29	31-80	38.8
1986-87	Charles Prater	29	17-61	27.9

FREE THROW PERCENTAGE

(minimum 50 attempts)

Season	Player	G	FTM-FTA	Pct
2016-17	Deandre Burnett	33	192-218	88.1
2015-16	Stefan Moody	31	212-256	82.8
2014-15	*Stefan Moody	34	149-165	90.3
2013-14	Marshall Henderson	30	98-120	81.7
2012-13	*Marshall Henderson	36	166-188	88.3
2011-12	Nick Williams	34	46-60	76.7
2010-11	*%Chris Warren	34	168-181	92.8
2009-10	Chris Warren	35	107-131	81.7
2008-09	Chris Warren	11	59-69	85.5
2007-08	Chris Warren	35	85-106	80.2
2006-07	Todd Abernethy	33	57-72	79.2
2005-06	Bam Doyne	30	67-91	73.6
2004-05	Londrick Nolen	31	37-56	66.1
2003-04	Justin Reed	28	117-160	73.1
2002-03	David Sanders	29	88-113	77.9
2001-02	*Jason Harrison	31	92-107	86.0
2000-01	Jason Harrison	35	85-102	83.3
1999-2000	Jason Harrison	33	109-137	79.6
1998-99	Jason Harrison	33	73-92	79.3
1997-98	Keith Carter	29	82-107	76.6
1996-97	Joezon Darby	26	43-54	79.6
1995-96	Michael White	27	50-69	72.5
1994-95	Cedric Brim	27	53-72	73.6
1993-94	Ervin Garnes	27	93-121	76.9
1992-93	Joe Harvell	28	64-90	71.1
1991-92	Joe Harvell	28	86-111	77.5
1990-91	Tim Jumper	28	68-87	78.2
1989-90	Gerald Glass	30	109-148	73.6
1988-89	David Midlick	24	42-50	84.0




Chris Warren led the SEC the NCAA in with a 92.8 free throw percentage in 2010-11.



RECORDS

1987-88	Rod Barnes	29	106-126	84.1
1986-87	Rod Barnes	29	49-64	76.6
1985-86	Rod Barnes	29	71-88	80.7
1984-85	Eric Laird	21	69-98	70.4
1983-84	Bruce Tranbarger	25	43-51	84.3
1982-83	Carlos Clark	31	162-205	79.0
1981-82	Sean Tuohy	30	81-97	83.5
1980-81	Carlos Clark	28	84-111	75.7
1979-80	Sean Tuohy	30	86-106	81.1
1978-79	John Stroud	27	155-194	79.9
1977-78	John Stroud	27	74-98	75.5
1976-77	Walter Actwood	25	57-81	70.4
1975-76	Walter Actwood	27	34-57	59.6
1974-75	Dave Shepherd	26	103-125	82.4
1973-74	Dave Shepherd	24	74-89	83.1
1972-73	Dean Hudson	26	36-50	72.0
1971-72	*David Rhodes	24	82-91	90.1
1970-71	David Rhodes	25	79-93	84.9
1969-70	Ron Coleman	24	111-153	72.5
1968-69	Ken Turner	24	158-200	79.0
1967-68	Larry Martindale	24	47-59	79.7
1966-67	Eddie Miller	25	45-56	80.4
1965-66	Larry Martindale	22	80-97	82.5
1964-65	Jim Robbins	25	85-105	81.0
1963-64	Donnie Kessinger	22	118-145	81.4
1962-63	Donnie Kessinger	23	103-122	84.4
1961-62	Sterling Ainsworth	22	81-100	81.0
1960-61	Jack Waters	23	103-130	79.2
1959-60	Jack Waters	23	108-118	87.3
1958-59	Jack Waters	24	94-114	82.5
1957-58	Carlton Garner	23	68-89	76.4
1956-57	Joe Gibbon	21	177-235	75.3
1955-56	Wayland Lindsey	24	78-103	75.7
1954-55	Denver Brackeen	22	193-255	75.7
1953-54	Cob Jarvis	18	135-193	69.9
1952-53	Jerome Stenftenagel	26	49-67	73.1



Sean Tuohy led the SEC in assists for four straight years and is the league's all-time assist leader.

1951-52	Ken Robbins	26	63-84	75.0
1950-51	Ken Robbins	24	62-89	69.7
1949-50	Al Grachler	25	67-94	71.3
1948-49	Maxie McMullen	21	52-71	73.2
1947-48	Maxie McMullen	23	68-84	81.0
1946-47	W.T. Blackledge	21	26-49	53.1

ASSISTS

Season	Player	G	Assists	Avg
2016-17	Deandre Burnett	33	104	3.2
2015-16	Stefan Moody	31	133	4.3
2014-15	Jarvis Summers	33	160	4.9
2013-14	Jarvis Summers	33	126	3.8
2012-13	Jarvis Summers	34	128	3.8
2011-12	Jarvis Summers	34	116	3.4
2010-11	Chris Warren	34	128	3.8
2009-10	Eniel Polynice	33	128	3.9
2008-09	Terrico White	31	72	2.3
2007-08	Chris Warren	35	156	4.5
2006-07	*Todd Abernethy	33	182	5.5
2005-06	Todd Abernethy	30	87	2.9
2004-05	Todd Abernethy	31	82	2.6
2003-04	Aaron Harper	28	91	3.3
2002-03	David Sanders	29	90	3.1
2001-02	Jason Harrison	31	122	3.9
2000-01	Jason Harrison	35	104	3.0
1999-2000	Jason Harrison	33	115	3.5
1998-99	Michael White	32	97	3.0
1997-98	Michael White	29	87	3.0
1996-97	Michael White	29	98	3.4
1995-96	Michael White	27	88	3.3
1994-95	Cedric Brim	27	131	4.9
1993-94	Ervin Garnes	27	57	2.1
1992-93	Kevin Watkins	28	72	2.6
1991-92	Dondi Flemister	28	101	3.6
1990-91	Dondi Flemister	28	78	2.8
1989-90	Gerald Glass	30	121	4.0
1988-89	John Matthews	30	112	3.7
1987-88	Rod Barnes	29	112	3.9
1986-87	Rod Barnes	29	175	6.0
1985-86	Rod Barnes	29	153	5.3
1984-85	Andre Laird	27	89	3.7
1983-84	Cecil Dowell	28	68	2.4
1982-83	Cecil Dowell	31	127	4.1
1981-82	*Sean Tuohy	30	215	7.2
1980-81	*Sean Tuohy	30	187	6.2
1979-80	*Sean Tuohy	30	260	8.7
1978-79	*Sean Tuohy	27	168	6.2
1977-78	Henry Jackson	27	117	4.3
1976-77	Henry Jackson	27	117	4.3
1975-76	Henry Jackson	26	86	3.3
1974-75	Bob Mahoney	26	147	5.7
1973-74	Dave Shepherd	24	101	4.2
1972-73	Bob Mahoney	26	127	4.9
1971-72	Coolidge Ball	25	42	1.7
1970-71	Johnny Neumann	23	74	3.2
1969-70	Charlie Ward	25	51	2.0

BLOCKED SHOTS

Season	Player	G	Blocks	Avg
2016-17	Marcanvis Hymon	36	40	1.1
2015-16	Marcanvis Hymon	32	29	0.9
2014-15	Sebastian Saiz	34	33	0.9
2013-14	Aaron Jones	33	69	2.1
2012-13	*Reginald Buckner	36	98	2.7
2011-12	Reginald Buckner	32	69	2.2
2010-11	Reginald Buckner	33	95	2.9
2009-10	Reginald Buckner	31	64	2.1

2008-09	Malcolm White	31	43	1.4
2007-08	Kenny Williams	35	31	0.9
2006-07	Kenny Williams	34	38	1.1
2005-06	Dwayne Curtis	29	18	0.6
2004-05	Londrick Nolen	31	19	0.6
2003-04	Justin Reed	28	23	0.8
2002-03	Justin Reed	27	27	0.9
2001-02	Justin Reed	31	15	0.5
	Derrick Allen	31	15	0.5
2000-01	Rahim Lockhart	35	49	1.4
1999-2000	Rahim Lockhart	33	46	1.4
1998-99	Marcus Hicks	33	46	1.4
1997-98	Johnnie Rogers	28	48	1.7
1996-97	Johnnie Rogers	26	39	1.5
1995-96	Ansu Sesay	25	20	0.8
1994-95	Ansu Sesay	27	17	0.6
1993-94	David Dean	22	52	2.4
1992-93	*David Dean	28	56	2.0
1991-92	Kelvin Scales	28	28	1.0
1990-91	Sean Murphy	28	49	1.8
1989-90	Sean Murphy	30	47	1.6
1988-89	Sean Murphy	30	38	1.3
1987-88	Sean Murphy	29	46	1.6
1986-87	Ronnie Sims	29	39	1.3
1985-86	Ronnie Sims	29	32	1.1
1984-85	Curtis Ritchwood	15	27	0.6
1983-84	Sylvester Kincheon	28	26	0.9

STEALS

Season	Player	G	Steals	Avg
2016-17	Terence Davis	36	50	1.4
2015-16	Stefan Moody	31	46	1.5
2014-15	Stefan Moody	34	57	1.7
2013-14	Marshall Henderson	30	45	1.5
2012-13	Murphy Holloway	36	58	1.6
2011-12	Murphy Holloway	31	50	1.6
2010-11	Trevor Gaskins	31	27	0.9
2009-10	Murphy Holloway	34	50	1.5
2008-09	Murphy Holloway	31	36	1.2
2007-08	Eniel Polynice	34	54	1.6
2006-07	Clarence Sanders	34	41	1.2
2005-06	Dwayne Curtis	29	46	1.6
2004-05	Cavadas Nunnery	28	43	1.5
2003-04	Aaron Harper	28	38	1.4
2002-03	Justin Reed	28	35	1.3
2001-02	Aaron Harper	31	43	1.4
2000-01	Rahim Lockhart	35	48	1.4
1999-2000	Rahim Lockhart	33	55	1.7
1998-99	Jason Smith	33	73	2.2
1997-98	Jason Smith	29	48	1.7
1996-97	Jason Smith	29	53	1.8
1995-96	Jason Smith	27	37	1.4
1994-95	Cedric Brim	27	32	1.2
1993-94	Ervin Garnes	27	55	2.0
1992-93	Kevin Watkins	28	49	1.8
1991-92	Dondi Flemister	28	38	1.4
1990-91	Dondi Flemister	28	36	1.3
1989-90	*Gerald Glass	30	70	2.3
1988-89	*Gerald Glass	30	89	3.0
1987-88	Rod Barnes	29	58	2.0
1986-87	Joe Ayers	29	46	1.6
1985-86	Eric Smith	28	49	1.8
1984-85	Joe Ayers	27	51	1.9
1983-84	Eric Laird	28	55	2.0
1982-83	Eric Laird	31	53	1.7
1981-82	Carlos Clark	30	50	1.7
1980-81	Elston Turner	29	42	1.4

* Indicates SEC leader

MISCELLANEOUS RECORDS

OVERTIME GAMES (SINCE 1929)

2-20-29	Vanderbilt	48-46	W
2-28-30	Washington & Lee	29-33	L
2-8-36	Miss. State (2ot)	48-42	W
2-23-48	LSU	50-52	L
12-28-54	Denver	81-88	L
12-6-56	E. Tenn. St.	89-88	W
12-22-56	Arkansas St.	79-78	W
2-11-58	E. Tenn. St. (2ot)	55-53	W
12-13-58	Arkansas	81-83	L
1-10-59	Vanderbilt	74-79	L
2-16-59	Florida	97-102	L
12-22-60	Tennessee Tech	37-36	W
2-15-60	Georgia	65-63	W
2-20-61	Florida	77-81	L
12-20-61	Houston (2ot)	62-63	L
1-12-63	Georgia Tech.	71-73	L
12-27-63	Centenary	79-82	L
1-6-64	Auburn	59-58	W
2-27-65	Miss. State	77-78	L
1-14-67	Vanderbilt	70-78	L
2-4-67	Tennessee	56-53	W
12-7-68	Arkansas	65-61	W
2-1-69	LSU	84-81	W
2-3-69	Alabama	53-51	W
2-22-69	Georgia	82-85	L
12-9-69	NE Louisiana	80-85	L
12-29-69	Valparaiso	80-77	W
1-5-70	Tennessee (2ot)	59-57	W
3-2-74	Miss. State	69-75	L
2-10-75	Tennessee	88-81	W
1-22-77	Vanderbilt	72-77	L
1-11-79	Miss. State (2ot)	92-101	L
1-20-79	LSU	69-70	L
2-10-79	Auburn (2ot)	54-56	L
1-24-81	Miss. State	59-52	W
12-29-81	Memphis State	55-61	L
2-13-82	Florida	58-57	W
2-17-82	Vanderbilt (4ot)	51-48	W
2-19-83	Miss. State	69-67	W
2-6-84	Georgia	56-54	W
12-11-84	Memphis State	52-57	L
1-31-87	Tennessee	73-70	W
2-4-87	LSU	75-82	L
1-9-88	LSU	61-69	L
3-10-88	Alabama	64-59	W
1-11-89	Vanderbilt	65-72	W
1-21-89	Georgia	74-70	W
3-4-89	LSU	113-112	W
1-24-90	Miss. State (4ot)	102-104	L
1-6-91	Miss. State	80-84	L
2-2-91	Florida (2ot)	81-91	L
2-12-92	Florida	84-86	L

2-20-93	Alabama	83-82	W
1-19-94	Auburn (2ot)	88-85	W
2-23-94	Vanderbilt	77-72	W
1-21-95	LSU	81-87	L
11-27-95	Davidson	83-84	L
12-19-95	Southern Miss (2ot)	113-107	W
1-24-98	Miss. State (2ot)	81-77	W
12-12-98	Memphis	72-78	L
1-22-00	Auburn	79-77	W
11-25-00	VCU	88-84	W
12-22-00	Southern Cal.	84-83	W
2-28-01	LSU	77-78	L
11-15-01	Bowling Green	78-82	L
2-15-03	Miss. State	64-68	L
3-6-05	South Carolina	70-76	L
12-10-06	UIC	75-87	L
3-13-08	Georgia	95-97	L
3-24-08	Nebraska	85-75	W
3-4-09	Arkansas	98-91	W
12-16-09	UTEP	91-81	W
1-16-10	Tennessee	69-71	L
3-23-10	Texas Tech (2ot)	90-87	W
11-20-10	Dayton	71-78	L
11-25-11	Miami	64-61	W
1-14-12	at Auburn (2ot)	68-69	L
2-4-12	at Alabama (2ot)	67-69	L
3-9-12	vs. Tennessee	77-72	W
3-14-12	Illinois State	93-96	L
12-22-12	vs. Indiana State	85-87	L
1-15-13	at Vanderbilt	89-79	W
2-16-13	Georgia	84-74	W
12-8-13	Oregon	105-115	L
1-4-14	Dayton	80-83	L
1-15-14	LSU	88-74	W
11-14-14	Charleston Southern	65-66	L
1-6-15	Kentucky	86-89	L
12-22-15	Troy	83-80	W
1-19-16	South Carolina	74-77	L
11-18-16	Oral Roberts	95-88	W
2-21-17	Mississippi State	87-82	W

Overall OT Record	45-47
Single OT Record	37-40
Double OT Record	7-6
Four OT Record	1-1

Most OT Games vs.

Opponent	No. (Record)
Miss. State	11 (5-6)
LSU	9 (3-6)
Vanderbilt	8 (4-4)
Tennessee	6 (5-1)

OLE MISS IN THE NATIONAL POLLS

1996-97

Week	AP	CNN/USA Today
Jan. 13	#20	#25

1997-98

Week	AP	ESPN/USA Today
Preseason	#23	—
Nov. 17	#21	—
Nov. 24	#17	#18
Dec. 1	#14	#14
Dec. 8	#21	#19
Dec. 15	#18	#18
Dec. 22	#16	#16
Dec. 29	#16	#17
Jan. 5	#14	#14
Jan. 12	#11	#11
Jan. 19	#13	#14
Jan. 26	#12	#12
Feb. 2	#17	#16
Feb. 9	#18	#16
Feb. 16	#15	#14
Feb. 23	#13	#13
Mar. 2	#10	#10
Mar. 9	#13	#14
Final	—	#20

(AP does not release a poll following the regular season)

2000-01

Week	AP	ESPN/USA Today
Dec. 11	#23	—
Dec. 18	#24	#25
Dec. 25	#24	#24
Jan. 1	#22	#21
Jan. 8	#20	#21
Jan. 15	#21	#22
Jan. 22	#19	#21
Feb. 5	#25	#24
Feb. 12	#16	#19
Feb. 19	#12	#13
Feb. 26	#14	#12
Mar. 5	#14	#11
Mar. 12	#14	#13
Final	—	#9

2007-08

Week	AP	ESPN/USA Today
Dec. 24	#22	#24
Dec. 31	#18	#18
Jan. 7	#16	#15
Jan. 14	#18	#15
Jan. 21	#17	#15
Jan. 28	#24	#22

2009-10

Week	AP	ESPN/USA Today
Dec. 7	#25	—
Dec. 14	#20	#25
Dec. 21	#15	#21
Dec. 28	#16	#21
Jan. 4	#14	#16
Jan. 11	#21	#23
Jan. 18	#22	#24
Jan. 25	#18	#20
Feb. 1	#25	—



The 2001 Rebels advanced to the NCAA Sweet Sixteen and earned the program's highest ever ranking at No. 9.



2012-13

Week	AP	ESPN/USA Today
Jan. 21	#23	#24
Jan. 28	#16	#16
Feb. 4	—	#23

REBEL STREAKS

Overall Win Streak

13	2007-08
12	1925-26
12	1935-36 to 1936-37
11	2000-01, 1937-38

Overall Losing Streak

16	1975-76
13	1940-41
12	1962-63, 1955-56

Home Win Streak

29 — January 11, 1997 (73-69 vs. Kentucky) to January 6, 1999 (78-60 vs. Alabama)

20 — December 3, 2001 (78-43 vs. Louisiana-Monroe) to December 31, 2002 (57-49 vs. Samford)

20 — February 26, 2000 (75-67 vs. Vanderbilt) to November 28, 2001 (92-45 vs. Morris Brown)

18 — January 13, 2006 (74-72 vs. Arkansas) to January 30, 2008 (74-58 vs. Vanderbilt)

15 — January 24, 1996 (82-69 vs. Auburn) to January 5, 1997 (73-66 vs. Georgia)

15 — February 3, 1973 (84-59 vs. LSU) to February 4, 1974 (59-55 vs. Georgia)

Away/Neutral Win Streak

9	1925-26
6	6 times (MR: 2007-08)

Overall SEC Win Streak

9	1937-38
8	1997-98
6	2014-15
6	2012-13
6	2000-01

Non-SEC Homecourt Win Streak

44 — 1995-96 to 2001-02 (at the time, second longest in the nation)

MISCELLANEOUS RECORDS

MILESTONE WINS

No.	Opponent/Date	Score	Note
1	Mississippi College/2-17-1909	28-11	
100	Centenary/1-27-1925	35-17	
200	Memphis Coca-Cola/1-10-1936	41-40	
300	Arkansas State/2-26-1945	76-24	
400	Vanderbilt/1-17-1955	77-63	
434	Tulane/2-22-1958	83-68	Coach Graham's 100th win as head coach; first Ole Miss coach to reach 100 wins
500	Tulane/1-30-1965	62-60	
600	Texas/12-7-1974	82-74	
661	Grambling/3-6-1980	76-74	First postseason tournament victory
677	Georgia/3-7-1981	66-62	First SEC Tournament title
700	Central Arkansas/12-18-1982	67-60	
800	Vanderbilt/3-9-1990	65-62	SEC Tournament
875	Kentucky/1-11-1997	73-69	Win over No. 3 UK propels Rebels to first top-25 ranking at No. 20 (AP)
882	LSU/2-26-1997	74-68	First SEC Western Division title
900	Vanderbilt/2-11-1998	87-76	
905	Auburn/2-28-1998	74-67	Second SEC Western Division title
926	Villanova/3-12-1999	72-70	First NCAA Tournament win
968	Alabama/3-3-2001	105-71	Third SEC Western Division title
972	Notre Dame/3-18-2001	59-56	Win propels Ole Miss to first NCAA Tournament Sweet 16
1000	Arkansas-Pine Bluff/12-28-2002	71-38	
1068	Auburn/3-3-2007	83-79	Fourth SEC Western Division title
1129	Arkansas/3-6-2010	68-66	Fifth SEC Western Division title
1193	Auburn/2-23-2013	88-55	Andy Kennedy becomes school's all-time winningest coach
1198	Florida/3-17-2013	66-63	Second SEC Tournament title
1200	Troy/11-8-2014	69-54	

YEAR-BY-YEAR HOME RECORDS

2016-17	13-6	1997-98	14-0#	1978-79	5-6
2015-16	12-2	1996-97	14-1	1977-78	8-5
2014-15	9-7	1995-96	10-4	1976-77	8-4
2013-14	12-5	1994-95	8-7	1975-76	4-9
2012-13	16-1*	1993-94	10-3	1974-75	6-6
2011-12	12-3	1992-93	7-9	1973-74	10-2
2010-11	13-4	1991-92	8-5	1972-73	10-2
2009-10	15-4	1990-91	6-8	1971-72	7-4
2008-09	12-4	1989-90	8-4	1970-71	7-4
2007-08	16-2*	1988-89	9-3	1969-70	4-7
2006-07	16-1*	1987-88	9-3	1968-69	6-5
2005-06	11-6	1986-87	11-2	1967-68	5-6
2004-05	8-6	1985-86	9-5	1966-67	7-4
2003-04	12-5	1984-85	9-7	1965-66	1-2
2002-03	10-6	1983-84	7-7	OVERALL	503-216
2001-02	13-1	1982-83	12-4	*School-record home wins	
2000-01	15-1	1981-82	12-2	#School-record home win %	
1999-00	15-3	1980-81	8-4		
1998-99	13-3	1979-80	8-4		

ALL-TIME SERIES RECORDS

Opponent	First Meeting	Last Meeting	OM	Opp	Opponent	First Meeting	Last Meeting	OM	Opp	Opponent	First Meeting	Last Meeting	OM	Opp
Abilene Christian	1994	1994	1	0	East Tennessee State	1953	2013	9	5	Louisiana College	1962	1962	1	0
ALABAMA	1921	2017	57	120	Eastern Illinois	1974	1975	1	1	LOUISIANA~	1970	2012	3	4
Alabama A&M	1999	2008	3	0	EASTERN KENTUCKY	1956	1956	1	0	Louisiana-Monroe#	1970	2013	15	4
UAB	1979	1983	4	1	Evansville	2004	2004	2	0	LSU	1910	2017	87	120
Alabama State	1983	2010	7	0	Fairfield	2006	2006	1	0	Louisiana Tech	1911	2015	8	5
Alaska-Fairbanks	2002	2002	1	0	FLORIDA	1941	2017	45	65	Louisville	1998	2009	2	1
Alcorn State	1986	2011	4	0	Florida A&M	2009	2009	1	0	Loyola, Chicago	1979	1979	1	0
Appalachian State	1997	2007	2	0	Florida Atlantic	1995	1995	1	0	Loyola, Marymount	2013	2103	1	0
Arizona	1953	2001	1	1	Florida International	1997	1997	1	0	Loyola, New Orleans	1924	1994	4	1
ARKANSAS	1938	2017	32	45	Florida State	1951	2005	1	3	MacAlester	1972	1972	1	0
Arkansas State!	1926	2011	21	9	Fresno State	1982	1982	0	1	MacMurray	1985	1985	1	0
Arkansas-Monticello=	1963	1972	10	0	Fordham	1983	2013	2	0	Marshall	1971	2009	2	1
Arkansas-Pine Bluff	1998	2003	4	0	Furman	1954	2000	4	2	Marquette	2012	2012	0	1
AUBURN	1928	2017	60	73	GEORGE MASON	2002	2015	1	2	Maryland	1929	1988	1	1
Austin Peay	1991	2015	4	0	Georgetown	1961	1961	1	0	Massachusetts	2015	2016	2	0
Ball State	1998	1998	0	1	GEORGIA	1928	2017	42	72	McNeese State	1990	2013	8	1
Baptist Christian	1988	1988	1	0	Georgia Southern	1984	2015	1	1	Memphis%	1910	2016	14	27
Baylor	1971	2017	0	2	GEORGIA STATE	2015	2015	1	0	Mercer	1980	2013	5	1
Belhaven	1967	1967	1	0	Georgia Tech	1926	2017	9	12	Metro State	1990	1990	0	1
Belmont	1998	1998	2	0	Grambling	1980	2012	2	0	Miami, Fla.	1950	2012	1	3
Bethune-Cookman	1991	1991	1	0	Hardin-Simmons	1968	1968	1	0	Michigan	1980	1980	1	0
Birmingham-Southern	1950	2000	5	0	Hawai'i	2013	2013	1	0	Michigan State	1999	1999	0	1
Bowling Green	1979	2002	1	2	Hofstra	1991	1991	0	1	MIDDLE TENNESSEE	1961	2016	3	5
BRADLEY	1972	2016	3	2	Holy Cross	1971	1971	1	0	Millsaps	1912	1946	30	9
BYU	2015	2015	1	0	Houston	1962	1997	2	1	Minnesota	1969	1980	0	2
California	2011	2011	0	1	Houston Baptist	1993	1996	2	0	Minnesota-Duluth	1976	1976	1	0
Campbell	1986	1986	1	0	Illinois	1989	1989	0	2	Mississippi College	1909	1987	25	14
Carson-Newman	1983	1983	1	0	Illinois-Chicago	2005	2006	1	1	MISSISSIPPI STATE	1914	2017	114	142
Centenary	1922	2010	7	6	ILLINOIS STATE	1979	2012	0	3	Mississippi Valley St.	2006	2013	6	0
Central Arkansas	1981	2006	3	0	Illinois Wesleyan	1983	1983	1	0	MISSOURI	2013	2017	9	1
Charleston	1973	1974	2	0	Indiana	2010	2010	1	0	Missouri-Rolla	1985	1985	1	0
Charleston Southern	2014	2015	0	1	Indiana State	1990	2013	1	1	Missouri Western	1976	1982	3	0
Charlotte@	1978	2000	2	1	Indiana State-Evansville	1976	1976	1	0	Missouri-St. Louis	1984	1984	1	0
Christian Brothers	1986	1989	2	0	Iona	1957	2001	1	1	Monmouth	2017	2017	1	0
Cincinnati	1955	2015	1	1	Iowa State	2001	2001	0	1	Montana	2016	2016	1	0
Citadel	1971	1971	1	0	IUPUI	2002	2002	1	0	Morgan State	1995	2009	3	0
Clemson	1966	2008	2	3	Jackson State	1987	1992	3	0	Morris Brown	2001	2002	2	0
Coastal Carolina	2013	2015	3	0	Jacksonville	1978	1985	2	1	Murray State	1959	2016	3	3
Colgate	1996	1996	0	1	Jacksonville St.+	1948	2010	4	0	Nebraska	1978	2008	2	1
Colorado State	2011	2011	0	1	James Madison	1992	1992	0	1	New Mexico	1996	2009	1	3
Connecticut	2006	2006	0	1	Kansas	1981	1981	0	1	New Orleans	1984	2009	4	1
Creighton	2015	2016	1	1	Kansas State	2001	2015	3	2	Nicholls	1989	2009	8	0
Davidson	1996	1997	0	2	KENTUCKY	1925	2016	13	105	North Carolina	1923	1926	1	1
Dayton	1981	2015	0	6	Kentucky State	1988	1988	1	0	North Carolina A&T	2013	2013	1	0
Delaware State	1995	1995	1	0	Kentucky Wesleyan	1970	1970	0	1	North Carolina State	1929	2000	1	1
Delta State	1937	1942	2	4	La Salle	2008	2013	1	1	Northern Arizona	2015	2015	1	0
Denver	1955	1955	0	1	Lamar	1993	2008	2	1	North Texas State	1986	1987	2	0
DePaul	1983	2012	2	1	Lipscomb University	1956	2013	5	0	Northwestern St. (La.)	1989	2015	3	0
Drake	2012	2012	1	0	Long Beach State	1973	1983	1	1	Notre Dame	1978	2001	1	1
East Carolina	2003	2004	1	1	Long Island	1998	1998	1	0	Oakland	1993	1993	1	0



ALL-TIME SERIES RECORDS

Opponent	First Meeting	Last Meeting	OM	Opp
Ohio State	1999	2008	0	2
Oklahoma	1999	2001	2	1
Oklahoma State	1948	1948	1	0
Oral Roberts	1992	2016	5	0
Oregon	2013	2015	1	1
Oregon State	2000	2000	1	0
Pacific	1982	1982	1	0
Pan American	1976	1976	1	0
Penn State	2011	2013	3	0
Pittsburgh	1992	1992	0	1
Portland State	1997	1997	1	0
Prairie View	1992	2000	6	0
Presbyterian College	2008	2008	1	0
Rice	1984	1993	1	2
Rollins College	1994	1994	1	0
Rutgers	2013	2103	1	0
St. Francis, Pa.	1973	1973	1	0
St. John's	1989	1989	0	1
St. Joseph's	1988	2016	3	0
Saint Louis	1955	2011	2	2
Samford	1978	2003	3	0
SAM HOUSTON STATE	1989	2001	5	0
San Diego State	1987	1987	1	0
San Francisco	2013	2013	1	0
Seton Hall	2015	2015	0	1
Sewanee	1926	1965	7	3
SMU	1969	2012	2	1
South Alabama	1969	2016	5	1
SOUTH CAROLINA	1961	2017	18	18
South Carolina State	2004	2005	2	0
USC-Spartanburg	1986	1986	1	0
SOUTH DAKOTA STATE	1977	1977	1	0
South Florida	1983	1983	1	0
Southeast Missouri State	2014	2015	2	0
Southeastern Louisiana	1957	2011	17	0
Southern	1989	2015	2	0
Southern Cal	2001	2001	1	0
Southern Illinois	1993	2001	1	2
Southern Miss^	1922	2012	18	6
Southern Utah	2005	2005	1	0
Southwestern&	1912	1954	29	3
Spring Hill	1951	1952	2	0
Stetson	1992	1992	2	0
Syracuse	2017	2017	1	0
Tampa	1950	1950	0	1
TCU	1977	2014	3	2
Temple	1988	1999	1	3
TENNESSEE	1924	2017	44	71
Tennessee-Chattanooga	1947	1986	3	2
Tennessee-Martin	2002	2016	3	0

Opponent	First Meeting	Last Meeting	OM	Opp
Tennessee Tech	1959	2006	6	1
Tennessee Wesleyan	1985	1985	1	0
TEXAS	1956	1976	6	8
TEXAS A&M	1973	2017	2	5
TEXAS A&M-CORPUS CHRISTI	2010	2010	1	0
Texas State	2011	2011	1	0
Texas Tech	1955	2010	1	4
Troy<	1958	2015	10	0
Toledo	1977	1977	1	0
Towson	2015	2015	1	0
Tulane	1921	1995	35	55
Tulsa	1954	1990	1	4
UALR	2010	2013	3	0
UC Santa Barbara	2008	2008	1	0
UCF	2008	2010	3	0
UCLA	2002	2002	0	1
Union*	1911	1959	25	7
UTAH	2009	2009	0	1
UTEP	2002	2010	2	0
VANDERBILT	1925	2016	44	75
Valparaiso	1970	1998	1	1
Villanova	1999	2010	1	1
Virginia	1925	1957	1	1
VCU	2000	2005	4	0
VMI	1925	1925	1	0

Opponent	First Meeting	Last Meeting	OM	Opp
VIRGINIA TECH	1980	2016	2	2
Washington-St. Louis	1987	1987	1	0
Washington & Lee	1929	1930	1	1
West Alabama	1999	1999	1	0
West Virginia	2009	2010	0	2
Western Carolina	2005	2005	1	0
Western Kentucky	2013	2015	1	1
Wichita State	1995	2002	3	2
Winthrop	2008	2008	1	0
Wisconsin	2013	2013	1	0
Wisconsin-Green Bay	1975	1975	1	0
Xavier	2015	2015	0	1

2017-18 OPPONENTS IN BOLD CAPS

! - formerly Arkansas A&M (1925-27)

@ - formerly UNC-Charlotte

- formerly Northeast Louisiana

\$ - formerly Louisiana I.I.

% - formerly Memphis St.

^ - formerly Miss. Normal

~ formerly Southwest Louisiana, Louisiana-Lafayette

& - formerly S.P.U.

* - formerly SWBU



Ole Miss and Mississippi State own the SEC's most-played rivalry. Entering this season, the in-state foes have faced off 256 times beginning with their first meeting in 1914.

C.M. "TAD" SMITH COLISEUM RECORDS

"TAD PAD" FAST FACTS

Overall Record in Tad Smith Coliseum: 490-210 (.700 win pct. - 51 seasons)

First Game: Monday, Feb. 21, 1966 vs. Kentucky

First Ole Miss Win: Wednesday, Feb. 23, 1966 vs. Tulane (91-70)

First Basket: Larry Conley, Kentucky (18:50 left in first half)

First Ole Miss Basket: Chuck Burhorn (13:32 left in first half)

Longest Ole Miss Home Winning Streak: 29 games (1996-97 to 1998-99)

Most Home Wins in a Season: 16 (2006-07, 2007-08 and 2012-13)

Longest Game: 4 Overtimes (Feb. 17, 1982 vs. Vanderbilt)

Most Points by Both Teams: 225 (Ole Miss 113, LSU 112 (ot) - Mar. 4, 1989)

Fewest Points by Both Teams: 83 (Ole Miss 50, LSU 33 - Feb. 7, 2001)

INDIVIDUAL (OLE MISS)

Points:	57	Johnny Neumann	vs. Southern Miss	12-15-70
FG att:	50	Johnny Neumann	vs. Kentucky	1-2-71
FG made:	20	Gerald Glass	vs. LSU	3-4-89
	20	Johnny Neumann	vs. Southern Miss	12-15-70
3-pt att:	23	Marshall Henderson	vs. Oregon	12-8-13
3-pt made:	10	Marshall Henderson	vs. Oregon	12-8-13
FT att:	25	Ken Turner	vs. Vanderbilt	2-12-69
FT made:	17	Carlos Clark	vs. LSU	1-15-83
	17	Johnny Neumann	vs. Southern Miss	12-15-70
Rebounds:	22	Walter Actwood	vs. ISU-Evansville	12-1-75
Assists:	15	Sean Tuohy	vs. Auburn	1-26-80
Blocks:	8	Ansu Sesay	vs. Mississippi State	2-19-97
Steals:	7	Jason Smith	vs. Florida	1-7-98
	7	Coolidge Ball	vs. Alabama	2-16-74

TEAM (OPPONENT)

Points:	120	Kentucky	2-2-70
Few points:	30	Mississippi State	1-23-82
FG att:	116	Southern Miss	12-15-70
FG made:	52	Kentucky	2-2-70
FG pct:	75.0	Tennessee (24-32)	1-6-82
3-pt att:	36	Auburn	1-28-10
3-pt made:	17	Illinois State	3-14-12
3-pt pct:	100.0	Tennessee (1-1)	2-2-87
FT att:	45	Florida	2-2-91
FT made:	35	Rice	1-9-93
FT pct:	100.0	Six times	
Rebounds:	70	Kentucky	2-7-70
Assists:	26	Georgia	1-15-11
Blocks:	12	LSU	2-23-91
Steals:	21	Morgan State	12-1-94

INDIVIDUAL (OPPONENT)

Points:	55	Chris Jackson	LSU	3-4-89
FG att:	46	Pete Maravich	LSU	2-28-70
FG made:	23	Dan Issel	Kentucky	2-7-70
3-pt att:	20	Chris Jackson	LSU	3-4-89
3-pt made:	9	Chris Jackson	LSU	3-4-89
FT att:	19	Kenny Higgs	LSU	2-7-76
FT made:	14	Johnathan Loyd	Oregon	12-8-13
	14	Jimmy England	Tennessee	1-4-71
	14	Pete Maravich	LSU	2-24-68
Rebounds:	22	Al Leinhard	Georgia	1-24-70
Assists:	15	Johnathan Loyd	Oregon	12-8-13
Blocks:	9	Tom Jervis	Troy	11-27-07
	9	Mickell Gladness	Alabama A&M	12-22-06
	9	Shaquille O'Neal	LSU	2-20-91
Steals:	6	Shane Larkin	Miami (Fla.)	11-25-11
	6	Trant Simpson	Alabama A&M	12-22-06
	6	Michael Gholar	Mississippi State	1-12-00

TEAM (OLE MISS)

Points:	117	vs. Arkansas	12-10-73
Few points:	42	vs. Mississippi State	2-25-95
FG att:	104	vs. LSU	3-8-75
FG made:	56	vs. Arkansas	12-10-73
FG pct:	69.0	vs. Mississippi State (20-29)	1-23-82
3-pt att:	35	vs. Oregon	12-8-13
	35	vs. Mississippi State	1-13-11
3-pt made:	15	vs. Oregon	12-8-13
3-pt pct:	75.0	vs. Mississippi State (6-8)	2-14-87
FT att:	55	vs. Vanderbilt	2-13-80
FT made:	39	vs. Vanderbilt	2-13-80
FT pct:	100.0	vs. Kentucky (5-5)	3-5-88
	100.0	vs. Mississippi State (3-3)	1-29-03
Rebounds:	84	vs. ISU-Evansville	12-1-75
Assists:	32	vs. Centenary	12-19-09
Blocks:	13	vs. Loyola-New Orleans	12-1-93
Steals:	21	vs. Houston Baptist	2-5-96

TOP 20 TAD PAD CROWDS

1.	9,452 (2/10/07)	Alabama (W, 75-69)
2.	9,360 (1/9/10)	Miss. State (L, 75-80)
3.	9,328 (1/12/08)	LSU (W, 74-71)
4.	9,321 (2/2/81)	Kentucky (L, 62-55)
5.	9,318 (1/19/80)	Miss. State (W, 75-64)
6.	9,311 (3/3/02)	Alabama (W, 84-56)
7.	9,304 (1/16/08)	Florida (W, 89-87)
8.	9,232 (1/29/13)	Kentucky (L, 74-87)
9.	9,224 (1/12/02)	Miss. State (W, 66-59)
10.	9,217 (12/7/01)	Memphis (W, 71-67)
11.	9,210 (1/8/83)	Tennessee (W, 56-55)
12.	9,206 (1/24/13)	Tennessee (W, 62-56)
13.	9,173 (1/12/13)	Missouri (W, 64-49)
14.	9,167 (2/20/08)	Miss. State (W, 74-63)
15.	9,132 (1/28/70)	LSU (L, 103-99)
16.	9,109 (2/2/08)	So. Carolina (L, 80-77)
17.	9,088 (1/29/03)	Miss. State (L, 58-57)
18.	9,082 (2/16/08)	Auburn (L, 90-78)
19.	9,030 (3/7/09)	Miss. State (L, 80-82)
20.	9,010 (1/7/04)	Miss. State (L, 61-54)



THE PAVILION AT OLE MISS RECORDS

PAVILION FAST FACTS

Overall Record in The Pavilion: 20-8 (.714 win pct. - 2 seasons)

First Game: Thursday, Jan. 7, 2016 vs. Alabama

First Ole Miss Win: Thursday, Jan. 7, 2016 vs. Alabama (74-66)

First Basket: Tomasz Gielo, Ole Miss (3FG, 19:11/1H)

First Ole Miss Basket: Tomasz Gielo (3FG, 19:11/1H)

Longest Ole Miss Home Winning Streak: 5 games (2016)

Most Home Wins in a Season: 13 (2017)

Longest Game: 1 Overtime (Jan. 19, 2016 vs. South Carolina)

Most Points by Both Teams: 178 (Ole Miss 90, UMass 88 - Nov. 14, 2016)

Fewest Points by Both Teams: 115 (Ole Miss 66, Bradley 49 - Dec. 19, 2016)

INDIVIDUAL (OLE MISS)

Points:	43	Stefan Moody	vs. Mississippi State	3-3-16
FG att:	25	Stefan Moody	vs. Vanderbilt	2-6-16
FG made:	13	Terence Davis	vs. LSU	2-14-17
3-pt att:	15	Stefan Moody	vs. Vanderbilt	2-6-16
3-pt made:	6	2x last Stefan Moody	vs. Mississippi State	3-3-16
FT att:	18	3x last Sebastian Saiz	vs. UMass	11-14-16
FT made:	15	2x last Stefan Moody	vs. Mississippi State	3-3-16
Rebounds:	19	Sebastian Saiz	vs. UMass	11-14-16
Assists:	9	Cullen Neal	vs. South Alabama	12-22-16
Blocks:	6	Sebastian Saiz	vs. Butler	12-19-16
Steals:	7	Rasheed Brooks	vs. LSU	2-14-17

INDIVIDUAL (OPPONENT)

Points:	34	Malik Monk	Kentucky	12-29-16
FG att:	19	2x last Edrice Adebayo	Kentucky	12-29-16
FG made:	12	Edrice Adebayo	Kentucky	12-29-16
3-pt att:	14	Matthew Butler	UT Martin	11-11-16
3-pt made:	7	Matthew Butler	UT Martin	11-11-16
FT att:	16	Sindarius Thornwell	South Carolina	3-4-17
FT made:	11	Sindarius Thornwell	South Carolina	3-4-17
Rebounds:	14	Robert Williams	Texas A&M	1-25-17
Assists:	11	Isaiah Briscoe	Kentucky	12-29-16
Blocks:	8	Ben Lammers	Georgia Tech	3-21-17
Steals:	5	J.J. Frazier	Georgia	1-9-16

TEAM (OLE MISS)

Points:	96	vs. LSU	2-14-17
Few points:	47	vs. Georgia	1-11-17
FG att:	72	vs. Kentucky	12-29-16
FG made:	33	vs. LSU	2-14-17
FG pct:	54.1	vs. LSU	2-14-17
3-pt att:	33	vs. South Carolina	1-19-16
3-pt made:	12	vs. LSU	2-14-17
3-pt pct:	52.4	vs. Missouri (11-21)	2-25-17
FT att:	46	vs. UMass	11-14-16
FT made:	33	vs. UMass	11-14-16
FT pct:	95.7	vs. Baylor (22-23)	1-28-17
Rebounds:	50	vs. Tennessee	1-17-17
	50	vs. South Alabama	12-22-16
Assists:	23	vs. South Alabama	12-22-16
Blocks:	13	vs. Bradley	12-19-16
Steals:	14	vs. LSU	2-14-17

TEAM (OPPONENT)

Points:	99	Kentucky	12-29-16
Few points:	49	Bradley	12-19-16
FG att:	74	Kentucky	12-29-16
FG made:	37	Kentucky	12-29-16
FG pct:	51.9	Georgia Tech	3-21-17
3-pt att:	33	3x last Montana	11-24-16
3-pt made:	13	Auburn	2-11-17
	13	UMass	11-14-16
3-pt pct:	56.3	Middle Tennessee (9-16)	11-30-16
FT att:	36	UMass	11-14-16
FT made:	23	UMass	11-14-16
FT pct:	88.0	Georgia (22-25)	1-11-17
Rebounds:	49	South Carolina	1-19-16
Assists:	24	Kentucky	12-29-16
Blocks:	8	3x last Georgia Tech	3-21-17
Steals:	12	Mississippi State	3-3-16

TOP 10 PAVILION CROWDS

1.	9,500 (1/7/16)	Alabama (W, 74-66)
	9,500 (2/6/16)	Vanderbilt (W, 85-78)
	9,500 (2/13/16)	Arkansas (W, 76-60)
	9,500 (3/2/16)	Miss. State (W, 86-78)
5.	9,487 (1/9/16)	Georgia (W, 72-71)
6.	9,411 (1/28/17)	Baylor (L, 75-78)
7.	9,333 (1/16/16)	Florida (L, 71-80)
8.	9,091 (3/21/17)	Georgia Tech (L, 66-74)
9.	9,086 (12/29/16)	Kentucky (L, 76-99)
10.	8,280 (2/11/17)	Auburn (W, 90-84)

ALL-TIME SCORES

1908-09
Record: 1-4
 J-28 Memphis Physicians.....H 11-12 L
 F-5 Memphis Physicians.....A 15-26 L
 F-6 Memphis YMCA.....A 11-29 L
 F-16 Miss. College.....A 17-19 L
 F-17 Miss. College.....A 28-11 W

1909-10
Record: 0-7
 J-27 Jonesboro YMCA.....A 3-31 L
 J-28 Memphis YMCA.....A 7-36 L
 J-28 Univ. of Memphis.....A 11-23 L
 F-4 LSU.....A 14-39 L
 F-5 LSU.....A 4-25 L
 F-7 Miss. College.....A 10-16 L
 F-8 Miss. College.....A 15-16 L

E. R. HUBBARD
9-3 (1911)

1910-11
Record: 9-3
Head Coach: E.R. Hubbard
 F-3 Laurel YMCA.....A 27-26 W
 F-4 Laurel YMCA.....A 22-25 L
 F-6 Summerland.....A 20-10 W
 F-7 Summerland.....A 39-15 W
 F-8 Clark Memorial.....A 39-9 W
 F-9 Clark Memorial.....A 53-7 W
 F-10 Louisiana I.I.....A 19-25 L
 F-11 Louisiana I.I.....A 13-15 L
 F-13 Miss. College.....A 29-15 W
 F-14 Miss. College.....A 31-13 W
 F-24 Union.....A 37-25 W
 F-25 Union.....A 37-31 W

B. Y. WALTON
10-2 (1912)

1911-12
Record: 10-2
Head Coach: B.Y. Walton
 J-12 Millsaps.....A 30-0 W
 J-13 Millsaps.....A 39-7 W
 J-14 LSU.....A 15-27 L
 J-15 LSU.....A 11-33 L
 J-19 Miss. College.....A 20-16 W
 J-20 Miss. College.....A 29-25 W
 F-2 Union.....H 45-7 W
 F-3 Union.....H 30-27 W
 F-21 Southwestern PU.....A 43-13 W
 F-22 Southwestern PU.....A 43-16 W
 F-23 Union.....A 57-20 W
 F-24 Union.....A 46-26 W

1912-13
Record: 0-7
 J-17 Memphis YMCA.....A 22-41 L
 J-18 Jonesboro YMCA.....A 10-47 L
 J-20 Tupelo YMCA.....A 15-27 L
 J-21 Tupelo YMCA.....A 21-23 L
 J-23 Jackson YMCA.....A 14-51 L
 J-24 McTeire.....A 10-28 L
 J-25 Union.....A 26-77 L

1913-14
Record: 8-7
 J-17 Millsaps.....H 29-13 W
 J-23 Jonesboro YMCA.....H 28-13 W
 F-2 Union.....A 39-24 W
 F-6 Memphis YMCA.....A 13-32 L
 F-9 Miss. College.....H 23-19 W
 F-10 Millsaps.....A 24-18 W
 F-11 Clark Memorial.....A 36-18 W
 F-12 Meridian YMCA.....A 68-20 W
 F-13 Jones County.....A 32-22 W
 F-14 Jones County.....A 26-13 W
 F-17 Miss. College.....A 19-22 L
 F-25 Miss. State.....A 15-68 L
 F-26 Miss. State.....A 18-84 L
 F-27 Miss. State.....H 10-12 L

F-28 Miss. State.....H 8-20 L

1914-15
Record: 0-3
 F-4 Millsaps.....A 20-60 L
 F-5 Miss. College.....A 17-27 L
 F-6 Miss. College.....A 15-37 L

1915-16
Record: 4-7
 J-14 College Hill.....H 25-19 W
 J-17 Union.....A 43-25 W
 J-18 Jackson YMCA.....A 40-24 W
 J-22 Union.....H 27-24 W
 J-28 Miss. State.....H 9-28 L
 J-29 Miss. State.....H 20-33 L
 F-3 Miss. College.....H 13-15 L
 F-4 Miss. College.....H 13-15 L
 F-10 Millsaps.....H 24-50 L
 F-21 LSU.....H 29-55 L
 F-25 Millsaps.....A 21-48 L

1916-17
Record: 11-7
 D-14 College Hill.....H 31-19 W
 J-8 College Hill.....H 62-40 W
 J-12 Memphis YMCA.....A 5-26 L
 J-20 Jackson YMCA.....A 40-24 W
 J-20 Union.....A 43-25 W
 J-26 Union.....H 70-16 W
 F-1 Millsaps.....H 38-12 W
 F-2 Millsaps.....H 50-16 W
 F-8 Miss. College.....H 27-29 L
 F-9 Miss. College.....H 33-15 W
 F-16 Miss. State.....A 20-35 L
 F-17 Miss. State.....A 24-42 L
 F-19 Miss. College.....A 20-46 L
 F-20 Miss. College.....A 21-27 L
 F-20 Millsaps.....A 36-28 W
 F-21 Millsaps.....A 28-24 W
 F-23 Miss. State.....H 25-42 L
 F-24 Miss. State.....H 29-15 W

1917-18
 NO GAMES SCHEDULED
1918-19

C. R. "DUDY" NOBLE
0-3 (1919)

Record: 0-3
Head Coach: C.R. Noble
 J-31 Union.....A 13-24 L
 F-7 Miss. State.....H 23-32 L
 F-8 Miss. State.....H 14-52 L

R. L. SULLIVAN
66-36 (1920-25)

1919-20
Record: 9-4
Head Coach: R.L. Sullivan
 J-23 Union.....H 40-10 W
 J-30 Union.....A 38-24 W
 J-31 Jackson YMCA.....A 22-39 L
 F-6 Miss. State.....H 23-10 W
 F-7 Miss. State.....H 15-21 L
 F-13 Howard.....H 30-11 W
 F-16 Millsaps.....H 60-15 W
 F-17 Millsaps.....H 56-21 W
 F-19 Clarksdale YMCA.....A 45-15 W
 F-25 Millsaps.....A 25-21 W
 F-26 Miss. College.....A 27-12 W
 M-5 Miss. State.....A 13-49 L
 M-6 Miss. State.....A 12-30 L

1920-21
Record: 9-7
Head Coach: R.L. Sullivan
 J-14 Millsaps.....H 26-20 W

J-15 Millsaps.....H 29-4 W
 J-19 Alabama.....A 22-18 W
 J-20 Alabama.....A 17-21 L
 J-21 Miss. State.....A 12-33 L
 J-22 Miss. State.....A 20-34 L
 F-2 Miss. State.....H 17-13 W
 F-3 Miss. State.....H 23-13 W
 F-11 Alabama.....H 31-18 W
 F-12 Alabama.....H 28-13 W
 F-14 Millsaps.....A 23-13 W
 F-15 Millsaps.....A 13-33 L
 F-18 LSU (ot).....A 23-22 W
 F-19 LSU.....A 12-46 L
 F-21 Tulane.....A 25-35 L
 F-22 Tulane.....A 22-34 L

1921-22
Record: 7-4
Head Coach: R.L. Sullivan
 J-20 Millsaps.....H 34-12 W
 J-21 Millsaps.....H 24-8 W
 J-27 Miss. Normal.....H 42-16 W
 J-28 Miss. Normal.....H 24-18 W
 F-3 Miss. State.....H 27-30 L
 F-4 Miss. State.....H 12-17 L
 F-6 Tulane.....H 35-27 W
 F-7 Tulane.....A 27-25 W
 F-16 Miss. State.....A 27-25 W
 F-17 Miss. State.....A 17-48 L
 Centenary.....— 15-21 L

*Ole Miss Joins
 Southern Conference*

1922-23
Record: 8-7
Head Coach: R.L. Sullivan
 J-12 Memphis State.....H 14-16 L
 J-13 Memphis State.....H 25-16 W
 J-19 Union.....H 30-13 W
 J-20 Union.....H 13-15 L
 J-29 Millsaps.....H 31-19 W
 J-30 Millsaps.....H 25-21 W
 F-5 Miss. State.....A 14-29 L
 F-6 Miss. State.....A 18-23 L
 F-7 Alabama.....A 22-33 L
 F-12 Miss. State.....H 26-28 L
 F-13 Miss. State.....H 30-27 W
 F-22 Southwestern PU.....H 31-18 W
 F-23 Alabama.....H 28-17 W
 SOUTHERN CONFERENCE TOURNAMENT
 F-28 North Carolina.....1 34-32 W
 M-1 Miss. State.....1 26-33 L
 Key to Neutral Sites: 1- Atlanta, Ga.

1923-24
Record: 16-6
Head Coach: R.L. Sullivan
 College Hill.....H 40-9 W
 College Hill.....H 56-2 W
 D-20 D'Lo YMCA.....A 15-33 L
 D-21 Hattiesburg YMCA.....A 39-21 W
 D-22 Laurel YMCA.....A 37-27 W
 J-11 Memphis State.....H 43-18 W
 J-12 Memphis State.....H 20-14 W
 J-16 Loyola-N.O.....A 26-15 W
 J-17 Loyola-N.O.....A 15-14 W
 J-18 Tulane.....A 23-28 L
 J-19 Tulane.....A 19-35 L
 J-24 Millsaps.....H 31-16 W
 J-25 Millsaps.....H 25-27 L
 J-28 Tennessee.....H 36-17 W
 J-29 Tennessee.....H 24-13 W
 F-4 Miss. College.....H 32-29 W
 F-5 Miss. College.....H 30-21 W
 F-11 Union.....H 30-25 W
 F-12 Union.....H 33-16 W
 F-21 Miss. State.....H 29-27 W
 F-23 Miss. State.....A 42-47 L

SOUTHERN CONFERENCE TOURNAMENT
 F-29 Alabama.....1 42-44 L
 Key to Neutral Sites: 1- Atlanta, Ga.

1924-25

Record: 17-8
Head Coach: R.L. Sullivan
 D-15 Will-Mayfield.....H 56-20 W
 D-17 Bemis YMCA.....H 56-20 W
 D-27 Memphis YMCA.....A 16-34 L
 D-30 Meridian.....A 43-8 W
 D-31 Laurel YMCA.....A 45-33 W
 J-8 Vanderbilt.....A 18-19 L
 J-9 Kentucky.....A 23-26 L
 J-10 Tennessee.....A 13-15 L
 J-16 Tulane.....H 35-31 W
 J-17 Tulane.....H 15-30 L
 J-19 Union.....H 38-19 W
 J-20 Union.....H 28-19 W
 J-27 Centenary.....H 35-17 W
 F-2 Memphis State.....H 52-19 W
 F-3 Memphis State.....H 45-14 W
 F-6 Millsaps.....A 35-28 W
 F-7 Millsaps.....A 28-14 W
 F-9 Miss. State.....A 30-34 L
 F-14 Memphis YMCA.....H 38-27 W
 F-16 Millsaps.....H 31-20 W
 F-17 Millsaps.....H 25-16 W
 F-20 Miss. State.....H 28-38 L

SOUTHERN CONFERENCE TOURNAMENT
 F-27 VMI.....1 27-20 W
 F-28 Virginia.....1 32-24 W
 M-2 Tulane.....1 23-44 L
 Key to Neutral Sites: 1- Atlanta, Ga.

HOMER HAZEL
54-32 (1926-30)

1925-26
Record: 16-2
Head Coach: Homer Hazel
 D-16 Arkansas A&M.....H 44-21 W
 D-17 Arkansas A&M.....H 42-13 W
 J-9 Jackson YMCA.....H 44-18 W
 J-11 Southwestern.....H 55-14 W
 J-15 LSU.....A 24-27 L
 J-16 LSU.....A 43-19 W
 J-18 Tulane.....A 46-35 W
 J-1 Tulane.....A 51-26 W
 J-21 Vanderbilt.....H 32-18 W
 J-23 Miss. State.....H 33-20 W
 F-5 Alabama.....A 32-22 W
 F-6 Alabama.....A 35-25 W
 F-15 Southwestern.....A 32-20 W
 F-16 Bemis YMCA.....A 54-28 W
 F-18 Sewanee.....H 54-28 W
 SOUTHERN CONFERENCE TOURNAMENT
 F-26 Sewanee.....1 50-16 W
 F-27 Georgia Tech.....1 36-24 W
 M-1 North Carolina.....1 23-38 L
 Key to Neutral Sites: 1- Atlanta, Ga.

1926-27
Record: 13-5
Head Coach: Homer Hazel
 D-15 Arkansas A&M.....H 53-24 W
 D-16 Arkansas A&M.....H 40-16 W
 J-4 Sewanee.....H 40-13 W
 J-14 LSU.....A 36-16 W
 J-15 LSU.....A 21-22 L
 J-17 Tulane.....A 28-21 W
 J-18 Tulane.....A 26-23 W
 J-19 St. Stanislaus.....A 33-24 W
 J-31 Alabama.....H 29-21 W
 F-1 Alabama.....H 33-32 W
 F-4 Miss. State.....A 22-36 L
 F-5 Miss. State.....H 24-30 L
 F-7 Miss. State.....H 31-28 W
 F-8 Miss. State.....H 26-19 W
 F-10 Vanderbilt.....A 32-33 L
 F-11 Kentucky.....A 37-17 W
 F-12 Tennessee.....A 39-34 W

SOUTHERN CONFERENCE TOURNAMENT
 F-26 Vanderbilt.....1 20-32 L
 Key to Neutral Sites: 1- Atlanta, Ga.



RECORDS

1927-28 SOUTHERN CONFERENCE TOURNAMENT CHAMPIONS

Record: 10-9

Head Coach: Homer Hazel

J-9	Memphis YMCA.....H	46-21	W
J-13	LSU.....A	17-20	L
J-14	LSU.....A	25-36	L
J-16	Tulane.....A	49-31	W
J-17	Tulane.....A	43-28	W
J-25	LSU.....H	33-23	W
J-26	LSU.....H	33-34	L
F-6	Miss. State.....H	30-38	L
F-7	Miss. State.....H	27-29	L
F-10	Auburn.....A	43-42	W
F-11	Auburn.....A	38-58	L
F-13	Georgia.....A	44-37	W
F-14	Georgia.....A	33-37	L
F-20	Miss. State.....A	34-45	L
F-21	Miss. State.....A	36-40	L

SOUTHERN CONFERENCE TOURNAMENT

F-24	N.C. State.....1	40-35	W
F-25	LSU.....1	55-28	W
F-27	Kentucky.....1	41-28	W
F-28	Auburn.....1	31-30	W

Key to Neutral Sites: 1- Atlanta, Ga.

1928-29

Record: 9-9

Head Coach: Homer Hazel

J-11	LSU.....A	42-21	W
J-12	LSU.....A	34-17	W
J-14	Tulane.....A	30-42	L
J-15	Tulane.....A	33-40	L
J-18	LSU.....H	28-24	W
J-19	LSU.....H	30-25	W
F-4	Alabama.....A	24-39	L
F-5	Alabama.....A	28-41	L
F-8	Miss. State.....A	30-32	L
F-9	Miss. State.....A	26-28	L
F-15	Miss. State.....H	37-21	W
F-16	Miss. State.....H	41-27	W
F-20	Vanderbilt (ot).....A	48-46	W
F-22	Kentucky.....A	30-35	L
F-23	Kentucky.....A	24-32	L

SOUTHERN CONFERENCE TOURNAMENT

M-1	Maryland.....1	37-35	W
M-2	Washington & Lee.....1	50-28	W
M-3	N.C. State.....1	32-34	L

Key to Neutral Sites: 1- Atlanta, Ga.

1929-30

Record: 6-7

Head Coach: Homer Hazel

J-10	LSU.....H	31-27	W
J-11	LSU.....H	21-31	L
J-17	LSU.....A	47-24	W
J-18	LSU.....A	32-29	W
J-27	Alabama.....H	21-31	L
J-28	Alabama.....H	26-30	L
J-31	Tulane.....A	17-27	L
F-1	Tulane.....A	27-33	L
F-7	Miss. State.....N	30-26	W
F-8	Miss. State.....N	23-19	W
F-10	Miss. State.....H	38-31	W
F-11	Miss. State.....H	27-28	L

SOUTHERN CONFERENCE TOURNAMENT

F-28	Washington & Lee (ot).....1	29-33	L
------	-----------------------------	-------	---

Key to Neutral Sites: 1- Atlanta, Ga.

ED WALKER

36-46 (1931-35)

1930-31

Record: 6-9

Head Coach: Ed Walker

J-10	Earle.....H	20-21	L
J-13	Southern Miss.....H	37-12	W
J-16	LSU.....H	24-26	L
J-17	LSU.....H	39-29	W
J-26	Earle.....A	18-34	L
J-27	Memphis YMCA.....A	35-26	W
J-30	Tulane.....H	50-40	W
J-31	Tulane.....H	40-42	L
F-6	Baldwyn.....H	29-23	W
F-11	Ecu.....H	60-27	W
F-13	Brown Paper Mill.....A	35-40	L

F-14	Brown Paper Mill.....A	32-37	L
F-17	Memphis YMCA.....H	25-27	L
F-20	Alabama.....A	25-27	L
F-21	Alabama.....A	21-30	L

1931-32

Record: 9-6

Head Coach: Ed Walker

J-8	Ecu.....H	76-30	W
J-13	Baldwyn.....H	29-38	L
J-15	LSU.....H	34-37	L
J-16	LSU.....H	24-22	W
J-29	LSU.....A	53-55	L
J-30	LSU.....A	35-33	W
F-1	Tulane.....A	52-43	W
F-2	Tulane.....A	29-41	L
F-5	Miss. State.....H	37-19	W
F-6	Miss. State.....H	31-25	W
F-11	Sewanee.....H	31-34	L
F-15	Alabama.....H	21-23	L
F-16	Alabama.....H	33-30	W
F-19	Miss. State.....A	35-25	W
F-20	Miss. State.....A	38-26	W

Ole Miss Joins Southeastern Conference

1932-33

Record: 6-12, 5-7 SEC

Head Coach: Ed Walker

J-6	Tupelo.....H	50-32	W
J-9	Brown Paper Mill.....H	25-38	L
J-10	Brown Paper Mill.....H	26-46	L
J-13	LSU.....H	40-37	W
J-14	LSU.....H	34-32	W
J-18	Alabama.....H	23-35	L
J-19	Alabama.....H	21-57	L
F-2	Baldwyn.....A	30-37	L
F-3	Tupelo.....A	27-40	L
F-6	Tulane.....H	35-27	W
F-7	Tulane.....H	32-37	L
F-10	Miss. State.....A	36-40	L
F-11	Miss. State.....A	25-32	L
F-13	LSU.....A	33-53	L
F-14	LSU.....A	33-50	L
F-17	Miss. State.....H	50-49	W
F-18	Miss. State.....H	41-27	W

SEC TOURNAMENT

F-24	Kentucky.....1	31-49	L
------	----------------	-------	---

Key to Neutral Sites: 1- Atlanta, Ga.

1933-34

Record: 7-9, 2-8 SEC

Head Coach: Ed Walker

J-12	CCC.....H	52-22	W
J-13	Southwestern.....H	45-15	W
J-18	Southwestern.....A	59-27	W
J-19	Howard.....H	47-20	W
J-20	Howard.....H	60-26	W
J-22	Alabama.....H	25-50	L
J-27	Alabama.....H	18-34	L
F-2	Miss. State.....A	35-41	L
F-3	Miss. State.....A	29-22	W
F-7	Millsaps.....A	27-41	L
F-8	Tulane.....A	16-30	L
F-10	Tulane.....A	24-31	L
F-12	LSU.....A	33-52	L
F-13	LSU.....A	39-49	L
F-18	Miss. State.....H	24-29	L
F-19	Miss. State.....H	36-35	W

1934-35

Record: 8-10, 5-7 SEC

Head Coach: Ed Walker

J-9	Taylor.....H	52-32	W
J-10	Memphis Coca-Cola.....H	37-38	L
J-14	Alabama.....A	26-38	L
J-15	Alabama.....A	27-42	L
J-30	Millsaps.....H	32-39	L
J-31	Southern Miss.....A	40-38	W
F-1	Tulane.....A	43-30	W
F-2	Tulane.....A	23-41	L
F-4	LSU.....A	32-47	L
F-5	LSU.....A	33-47	L
F-8	Miss. State.....A	31-61	L
F-9	Miss. State.....A	37-55	L
F-15	Southwestern.....H	43-50	L

F-16	Southwestern.....H	42-13	W
F-22	Sewanee.....H	42-20	W
F-23	Sewanee.....H	42-13	W
F-28	Miss. State.....H	35-33	W
M-1	Miss. State.....H	40-38	W

GEORGE BOHLER

53-27 (1936-38)

1935-36

Record: 11-9, 7-5 SEC

Head Coach: George Bohler

J-10	Memphis Coca-Cola.....H	41-40	W
J-11	Memphis Coca-Cola.....A	43-45	L
J-16	Union.....H	38-43	L
J-17	Union.....H	46-35	W
J-24	Baldwyn.....H	54-43	W
J-25	Baldwyn.....A	36-37	L
J-27	Alabama.....H	42-34	W
J-28	Alabama.....H	32-38	L
J-30	Southern Miss.....A	40-28	W
J-31	LSU.....A	37-54	L
F-1	LSU.....A	51-46	W
F-3	Tulane.....A	41-30	W
F-4	Tulane.....A	41-16	W
F-7	Miss. State.....A	38-39	L
F-8	Miss. State (2ot).....A	48-42	W
F-14	LSU.....H	59-47	W
F-15	LSU.....H	69-51	W
F-18	Memphis YMCA.....A	38-60	L
F-21	Miss. State.....H	43-51	L
F-22	Miss. State.....H	32-41	L

1936-37

Record: 20-6, 7-3 SEC

Head Coach: George Bohler

D-31	Baldwyn.....A	36-25	W
J-1	Tupelo.....A	47-20	W
J-2	Memphis YMCA.....A	59-41	W
J-5	Baldwyn.....H	45-36	W
J-8	Fulton.....H	63-25	W
J-9	Tupelo.....H	64-19	W
J-12	Memphis Coca-Cola.....H	48-43	W
J-13	LSU.....H	50-47	W
J-14	LSU.....H	40-27	W
J-18	Tulane.....H	33-26	W
J-19	Tulane.....H	43-35	W
J-21	Union.....A	23-37	L
J-22	Union.....A	41-43	L
J-30	Water Valley.....H	69-27	W
F-2	Water Valley.....A	83-32	W
F-5	Delta State.....H	67-36	W
F-6	Delta State.....H	46-31	W
F-9	Miss. State.....A	40-36	W
F-10	Miss. State.....A	34-43	L
F-13	Millsaps.....A	57-40	W
F-15	Alabama.....A	34-38	L
F-16	Alabama.....A	31-32	L
F-17	Doug Specials.....A	67-39	W
F-21	Miss. State.....H	36-34	W
F-22	Miss. State.....H	50-42	W

SEC TOURNAMENT

F-26	Alabama.....1	34-35	L
------	---------------	-------	---

Key to Neutral Sites: 1- Knoxville, Tenn.

1937-38

Record: 22-12, 11-2 SEC

Head Coach: George Bohler

D-15	Water Valley.....A	37-38	L
D-16	Tupelo.....A	23-25	L
D-17	Tupelo.....A	34-32	W
D-22	Arkansas.....N	42-47	L
D-23	Arkansas.....A	46-48	L
D-27	Tupelo.....A	30-45	L
D-28	Tupelo.....A	36-38	L
D-31	Vanderbilt.....A	68-30	W
J-1	Memphis Coca-Cola.....A	63-42	W
J-5	Water Valley.....A	57-41	W
J-7	Union.....A	36-40	L
J-8	Union.....A	30-36	L
J-11	Miss. State.....N	49-37	W
J-12	Miss. State.....N	45-58	L
J-14	LSU.....A	59-48	W
J-15	LSU.....A	47-44	W
J-28	Baldwyn.....H	33-44	L
J-29	Southwestern.....A	49-32	W

F-2	Tupelo.....A	37-28	W
F-2	Tupelo.....A	39-36	W
F-3	Baldwyn.....A	50-45	W
F-4	Miss. State.....A	41-43	L
F-5	Miss. State.....A	45-44	W
F-7	Tulane.....A	45-34	W
F-8	Tulane.....A	35-34	W
F-11	Southwestern.....H	43-39	W
F-16	Alabama.....H	43-36	W
F-17	Alabama.....H	50-38	W
F-18	Miss. State.....H	70-38	W
F-19	Miss. State.....H	59-45	W
F-28	Union.....H	50-39	W

SEC TOURNAMENT

M-3	Tennessee.....1	45-40	W
M-4	LSU.....1	68-40	W
M-5	Georgia Tech.....1	47-58	L

Key to Neutral Sites: 1- Baton Rouge, La.

FRANK JOHNSON

10-16 (1939)

1938-39

Record: 10-16, 4-10 SEC

Head Coach: Frank Johnson

D-15	Miss. College.....H	40-43	L
D-17	Memphis Coca-Cola.....A	51-50	W
D-30	Water Valley.....A	31-33	L
J-4	Millsaps.....H	47-37	W
J-6	Miss. State.....N	40-39	W
J-7	Miss. State.....N	33-37	L
J-9	LSU.....H	41-42	L
J-10	LSU.....H	34-42	L
J-13	Millsaps.....A	46-34	W
J-14	Miss. College.....A	42-55	L
J-16	Tulane.....H	33-23	W
J-17	Tulane.....H	35-40	L
J-23	Southwestern.....H	38-35	W
J-24	Southwestern.....H	44-32	W
F-6	Alabama.....A	25-46	L
F-7	Alabama.....A	21-30	L
F-10	Miss. State.....H	44-43	W
F-11	Miss. State.....H	33-30	W
F-13	LSU.....A	48-50	L
F-14	LSU.....A	18-59	L
F-17	Southwestern.....A	33-48	L
F-18	Southwestern.....A	38-49	L
F-23	Miss. State.....A	36-39	L
F-24	Miss. State.....A	27-51	L

SEC TOURNAMENT

M-2	Georgia Tech.....1	42-38	W
M-2	Kentucky.....1	30-49	L

Key to Neutral Sites: 1- Knoxville, Tenn.

1940-41
Record: 2-18, 2-15 SEC
Head Coach: Charles Jaskwich

D-16 Delta State.....A	20-42	L
D-18 Florida.....H	27-35	L
J-7 Miss. State.....H	35-30	W
J-8 Miss. State.....H	23-30	L
J-10 LSU.....H	32-56	L
J-13 Auburn.....A	30-43	L
J-14 Georgia Tech.....A	47-60	L
J-17 Tulane.....H	23-48	L
J-18 Tulane.....H	27-32	L
J-20 Delta State.....H	31-42	L
F-3 LSU.....A	39-67	L
F-7 Vanderbilt.....A	47-80	L
F-8 Tennessee.....A	29-61	L
F-10 Kentucky.....A	41-60	L
F-14 Alabama.....H	40-44	L
F-15 Georgia.....H	46-53	L
F-18 Miss. State.....H	41-40	W
F-19 Miss. State.....A	20-33	L
F-22 Alabama.....A	21-46	L

SEC TOURNAMENT
 F-28 Kentucky.....1 52-62 L
Key to Neutral Sites: 1- Louisville, Ky.

1941-42
Record: 4-15, 3-12 SEC
Head Coach: Charles Jaskwich

D-12 Delta State.....A	29-30	L
D-18 Miss. College.....H	53-40	W
D-19 Auburn.....H	31-34	L
J-9 LSU.....H	35-56	L
J-10 Tennessee.....H	39-42	L
J-14 Alabama.....A	20-49	L
J-17 LSU.....A	51-42	W
J-19 Tulane.....A	21-27	L
J-20 Tulane.....A	30-36	L
F-2 Miss. State.....H	33-31	W
F-4 Miss. State.....H	37-52	L
F-7 Vanderbilt.....H	38-31	W
F-9 Delta State.....H	36-42	L
F-13 Florida.....A	35-46	L
F-16 Georgia.....A	27-36	L
F-18 Alabama.....H	24-44	L
F-22 Miss. State.....A	30-37	L
F-23 Miss. State.....H	34-42	L

SEC TOURNAMENT
 F-27 Kentucky.....1 32-59 L
Key to Neutral Sites: 1- Louisville, Ky.

EDWIN HALE
23-18 (1943, 1945)

1942-43
Record: 8-10, 6-8 SEC
Head Coach: Edwin Hale

D-16 Florida.....H	35-32	W
D-17 Florida.....H	51-44	W
J-8 LSU.....H	34-54	L
J-11 Tulane.....H	38-48	L
J-16 LSU.....A	39-51	L
J-18 Tulane.....A	37-34	W
J-25 Blytheville AAB.....H	66-31	W
J-30 Vanderbilt.....H	49-44	W
F-1 Alabama.....A	40-50	L
F-5 Vanderbilt.....A	30-55	L
F-8 Key Field.....A	65-44	W
F-11 Miss. State.....H	52-51	W
F-12 Miss. State.....H	43-54	L
F-15 Alabama.....H	44-29	W
F-19 Miss. State.....A	39-51	L
F-20 Miss. State.....A	45-46	L
F-22 Millington AAB.....H	45-50	L

SEC TOURNAMENT
 F-26 Georgia.....1 27-36 L
Key to Neutral Sites: 1- Louisville, Ky.

1943-1944
 NO GAMES SCHEDULED

1944-45
Record: 15-8, 3-1 SEC
Head Coach: Edwin Hale

J-6 Southwestern.....H	60-37	W
J-9 Jackson AAB.....H	63-37	W

J-12 Fourth Ferry.....A	24-23	W
J-13 Arkansas State.....A	64-26	L
J-17 Miss. Ord. Plant.....H	27-47	L
J-19 Como POW Camp.....H	58-34	W
J-27 Millsaps.....H	47-46	W
J-30 Como POW Camp.....A	54-38	W
J-31 Fourth Ferry.....A	46-40	W
F-2 Miss. Ord. Plant.....A	42-65	L
F-3 Millsaps.....A	36-39	L
F-8 Columbus AAB.....A	59-55	W
F-9 Miss. State.....A	37-44	L
F-10 Miss. State.....A	61-24	W
F-12 Fourth Ferry.....H	70-48	W
F-15 Miss. State.....H	41-36	W
F-16 Miss. State.....H	43-32	W
F-19 Columbus AAB.....H	51-29	W
F-21 Foster Hospital.....H	33-49	L
F-23 Foster Hospital.....A	47-54	L
F-24 Jackson AAB.....A	38-39	L
F-26 Arkansas State.....H	76-24	W

SEC TOURNAMENT
 M-1 Tennessee.....1 37-59 L
Key to Neutral Sites: 1- Louisville, Ky.

BUSTER POOLE
8-11 (1946)

1945-46
Record: 8-11, 2-8 SEC
Head Coach: Buster Poole

J-7 Southwestern.....H	44-21	W
J-11 Tennessee.....H	42-65	L
J-12 LSU.....H	23-53	L
J-14 Millsaps.....A	58-33	W
J-19 Vanderbilt.....A	31-39	L
J-30 Alabama.....H	34-36	L
F-1 Millsaps.....A	50-42	W
F-2 Miss. College.....A	61-41	W
F-4 LSU.....A	35-60	L
F-7 Miss. College.....H	38-39	L
F-9 Alabama.....A	45-61	L
F-12 Miss. State.....H	58-44	W
F-13 Miss. State.....H	45-40	W
F-16 Southwestern.....A	76-44	W
F-19 Miss. State.....A	43-50	L
F-20 Miss. State.....A	34-54	L
F-22 Memphis Coca-Cola.....A	47-40	W
F-25 Memphis NAS.....H	47-65	L

SEC TOURNAMENT
 M-1 LSU.....1 34-59 L
Key to Neutral Sites: 1- Louisville, Ky.

JIM WHATLEY
26-39 (1947-49)

1946-47
Record: 7-14, 2-11 SEC
Head Coach: Jim Whatley

D-5 Tulane.....H	41-69	L
D-7 Southwestern.....A	74-34	W
D-9 Tupelo Legion.....A	35-40	L
D-13 Auburn.....H	58-38	W
D-17 Southwestern.....H	53-21	W
J-6 Georgia.....H	38-46	L
J-9 Alabama.....1	40-46	L
J-10 LSU.....H	43-54	L
J-13 Arkansas State.....H	29-41	L
J-15 Miss. State.....A	31-53	L
J-20 Chattanooga.....H	64-36	W
J-21 Miss. College.....H	44-22	W
F-1 Tulane.....A	43-50	L
F-3 LSU.....A	43-63	L
F-8 Vanderbilt.....A	41-55	L
F-10 Tennessee.....A	28-61	L
F-11 Chattanooga.....A	56-49	W
F-15 Alabama.....A	30-83	L
F-18 Miss. State.....H	59-49	W
F-21 Alabama.....H	28-33	L

SEC TOURNAMENT
 F-27 LSU.....2 36-61 L
Key to Neutral Sites: 1 - Memphis, Tenn.; 2 - Louisville, Ky.

1947-48
Record: 11-12, 5-9 SEC
Head Coach: Jim Whatley

D-6 Vanderbilt.....H	53-42	W
D-12 Middle Tennessee.....H	65-36	W
D-16 Tupelo Legion.....A	66-56	W
D-19 Vanderbilt.....A	49-71	L
J-6 Southwestern.....H	74-43	W
J-10 Georgia.....A	66-74	L
J-12 Auburn.....A	50-59	L
J-15 Oklahoma A&M.....1	34-52	L
J-23 Tulane.....H	46-52	L
F-2 LSU.....H	49-37	W
F-4 Southwestern.....A	55-49	W
F-6 Miss. State.....A	43-49	L
F-7 Miss. State.....A	42-45	L
F-10 Alabama.....A	36-37	L
F-11 Alabama Teachers.....A	50-48	W
F-14 Arkansas State.....H	67-51	W
F-18 Arkansas State.....A	53-78	L
F-21 Alabama.....H	40-35	W
F-23 LSU (ot).....A	50-52	L
F-24 Tulane.....A	46-73	L
F-27 Miss. State.....H	59-37	W
F-28 Miss. State.....H	63-46	W

SEC TOURNAMENT
 M-5 Tennessee.....2 62-81 L
Key to Neutral Sites: 1- Memphis, Tenn.; 2- Louisville, Ky.

1948-49
Record: 8-13, 4-12 SEC
Head Coach: Jim Whatley

D-11 Miss. College.....A	67-50	W
D-13 Miss. College.....H	81-55	W
D-17 Miss. State.....H	69-61	W
J-4 Southwestern.....H	60-52	W
J-7 Georgia.....H	54-63	L
J-15 Vanderbilt.....H	49-62	L
J-17 Auburn.....H	47-43	W
J-29 Alabama.....H	42-37	W
J-31 LSU.....H	48-58	L
F-3 #1 Kentucky.....1	45-75	L
F-5 Tulane.....H	44-70	L
F-7 Vanderbilt.....A	52-64	L
F-11 #8 Tulane.....A	34-74	L
F-12 LSU.....A	39-49	L
F-16 #1 Kentucky.....A	31-85	L
F-19 Florida.....H	61-63	L
F-23 Southwestern.....A	81-62	W
F-25 Miss. State.....A	52-51	W
F-26 Alabama.....A	57-64	L
F-28 Auburn.....A	61-65	L

SEC TOURNAMENT
 M-4 Tennessee.....2 49-74 L
Key to Neutral Sites: 1 - Memphis, Tenn.; 2 - Louisville, Ky.

B.L. "COUNTRY" GRAHAM
144-168 (1950-62)

1949-50
Record: 8-17, 4-13 SEC
Head Coach: B.L. Graham

D-3 Birmingham So.....H	61-46	W
D-6 Southeastern.....H	85-44	W
D-8 Alabama.....A	38-56	L
D-9 Auburn.....A	60-64	L
D-10 Birmingham So.....A	61-55	W
D-17 Tulane.....A	58-70	L
D-19 LSU.....A	61-74	L
D-21 Miami (Fla.).....A	67-82	L
D-22 Miami (Fla.).....A	43-55	L
D-23 Tampa.....A	77-79	L
J-7 Georgia.....A	52-70	L
J-9 Florida.....A	54-46	W
J-16 Vanderbilt.....H	37-44	L
J-18 Miss. State.....A	60-64	L
J-28 LSU.....H	75-65	W
J-30 Auburn.....H	63-77	L
F-4 #6 Kentucky.....1	55-61	L
F-6 Tulane.....H	66-68	L
F-11 Southwestern.....A	69-53	W
F-15 #5 Kentucky.....A	50-90	L
F-16 #20 Vanderbilt.....A	47-80	L
F-22 Alabama.....H	61-52	W
F-23 Miss. State.....H	62-45	W

F-25 Tennessee.....A	57-79	L
----------------------	-------	---

SEC TOURNAMENT
 M-2 Georgia.....2 58-59 L
Key to Neutral Sites: 1- Memphis, Tenn.; 2- Louisville, Ky.

1950-51
Record: 12-12, 5-9 SEC
Head Coach: B.L. Graham

D-4 Miss. College.....H	80-45	W
D-7 Southwestern.....H	89-30	W
D-9 Auburn.....A	65-61	W
D-11 Alabama.....A	67-61	W
D-15 Tulane.....H	62-72	L
D-16 LSU.....H	72-67	W
D-20 Arkansas.....1	35-45	L
D-21 Arkansas.....2	46-41	W
J-6 Georgia.....A	41-59	L
J-10 Florida.....A	58-69	L
J-11 Florida State.....A	58-63	L
J-13 Vanderbilt.....H	63-70	L
J-17 Miss. State.....A	67-71	L
J-27 Georgia Tech.....H	59-73	L
F-3 #1 Kentucky.....A	39-86	L
F-10 Tennessee.....H	65-67	L
F-12 Miss. College.....A	80-50	W
F-14 Florida State.....H	79-75	W
F-17 LSU.....A	69-48	W
F-19 Tulane.....A	50-64	L
F-20 Spring Hill.....3	70-69	W
F-27 Miss. State.....H	95-60	W

SEC TOURNAMENT
 F-28 Alabama.....4 44-42 W
 M-1 LSU.....4 57-62 L
Key to Neutral Sites: 1- Memphis, Tenn.; 2- Little Rock, Ark.; 3- Natchez, Miss.; 4- Louisville, Ky.

1951-52
Record: 15-11, 8-6 SEC
Head Coach: B.L. Graham

D-3 Miss. College.....H	97-59	W
D-7 Arkansas.....1	58-66	L
D-8 Arkansas.....2	66-68	L
D-10 Arkansas State.....H	77-54	W
D-13 Tulane.....H	81-66	W
D-14 LSU.....H	69-81	L
D-17 Alabama.....H	79-80	L
J-1 Arkansas State.....A	64-62	W
J-2 #4 Kentucky.....A	58-116	L
J-5 Birmingham So.....H	92-42	W
J-7 Georgia.....H	103-52	W
J-9 Miss. State.....H	77-62	W
J-12 Tennessee.....A	69-76	L
J-14 Georgia Tech.....A	94-64	W
J-19 Auburn.....H	76-58	W
J-30 LSU.....A	68-65	W
F-2 Florida.....H	56-45	W
F-4 Vanderbilt.....A	51-59	L
F-6 #1 Kentucky.....A	61-81	L
F-9 Miss. College.....A	85-64	W
F-11 Memphis State.....A	42-47	L
F-16 Tulane.....A	74-70	W
F-18 LSU.....A	67-78	L
F-19 Spring Hill.....3	78-64	W
F-26 Miss. State.....A	73-61	W

SEC TOURNAMENT
 M-1 LSU.....4 60-75 L
Key to Neutral Sites: 1- Little Rock, Ark.; 2- Memphis, Tenn.; 3- Natchez, Miss.; 4- Louisville, Ky.

1952-53
Record: 14-11, 5-8 SEC
Head Coach: B.L. Graham

D-1 Miss. College.....H	90-64	W
D-6 East Tenn. State.....H	65-74	L
D-8 Arkansas State.....H	100-80	W
D-13 Union.....H	96-55	W
D-15 Florence State.....A	111-92	W
D-20 Arkansas.....A	72-104	L
D-22 Arkansas State.....A	78-68	W
J-2 Arizona.....N	75-70	W
J-3 Auburn.....N	65-55	W
J-5 Tennessee.....H	71-81	L
J-8 Tulane.....H	77-83	L
J-12 #11 LSU.....H	66-67	L
J-17 Miss. State.....A	60-73	L
J-19 Alabama.....A	54-60	L



RECORDS

J-31	Florence State.....	H	82-48	W
F-2	Georgia.....	A	77-75	W
F-7	Georgia Tech.....	H	78-63	W
F-11	Auburn.....	A	65-72	L
F-12	Birmingham So.....	A	85-71	W
F-16	Vanderbilt.....	H	79-65	W
F-18	Memphis State.....	A	65-72	L
F-21	Tulane.....	A	68-84	L
F-23	#6 LSU.....	A	48-63	L
F-28	Florida.....	A	64-61	W
M-7	Miss. State.....	H	62-46	W

1953-54

Record: 12-12, 7-7 SEC

Head Coach: B.L. Graham

D-3	Southwestern.....	H	92-52	W
D-10	Union.....	A	118-82	W
D-18	Alabama.....	L	68-72	L
D-19	Georgia.....	L	87-73	W
D-28	Oklahoma A&M.....	L	42-59	L
D-30	Furman.....	L	88-78	W
D-31	Tulsa.....	L	60-64	L
J-5	Arkansas.....	L	76-89	L
J-9	Alabama.....	H	62-60	W
J-11	Auburn.....	A	61-66	L
J-16	Georgia Tech.....	A	80-71	W
J-18	Vanderbilt.....	A	78-74	W
J-30	Tulane.....	A	77-84	L
F-1	#14 LSU.....	A	52-53	L
F-6	Miss. State.....	H	63-53	W
F-9	Memphis State.....	A	75-82	L
F-13	#1 Kentucky.....	A	62-88	L
F-15	Tennessee.....	A	92-73	W
F-16	East Tenn. State.....	A	86-69	W
F-20	Georgia.....	H	80-66	W
F-22	Florida.....	H	86-66	W
F-27	Tulane.....	H	57-66	L
M-1	#12 LSU.....	H	53-76	L
M-6	Miss. State.....	A	59-65	L

Key to Neutral Sites: 1- Birmingham, Ala.; 2- Oklahoma City, Okla.; 3- Memphis, Tenn.

1954-55

Record: 8-15, 5-9 SEC

Head Coach: B.L. Graham

D-1	Union.....	H	67-59	W
D-9	East Tenn. State.....	H	62-50	W
D-11	Southwestern.....	L	83-72	W
D-15	St. Louis.....	A	68-82	L
D-17	Arkansas.....	A	64-74	L
D-27	Cincinnati.....	L	70-78	L
D-28	Denver (ot).....	L	81-88	L
D-30	Texas Tech.....	L	60-86	L
J-1	Vanderbilt.....	A	69-94	L
J-8	Alabama.....	A	59-70	L
J-10	Auburn.....	A	81-85	L
J-15	Georgia Tech.....	H	81-66	W
J-17	Vanderbilt.....	H	77-63	W
J-29	Tulane.....	H	82-83	L
J-31	LSU.....	H	89-69	W
F-5	#1 Kentucky.....	A	66-84	L
F-10	Miss. State.....	H	66-58	W
F-14	Tennessee.....	H	78-84	L
F-19	Georgia.....	A	80-86	L
F-21	Florida.....	A	72-78	L
F-26	Tulane.....	A	86-80	W
F-28	LSU.....	A	65-68	L
M-5	Miss. State.....	A	56-60	L

Key to Neutral Sites: 1- Memphis, Tenn.; 2- Owensboro, Ky.

1955-56

Record: 10-13, 4-10 SEC

Head Coach: B.L. Graham

D-1	Howard.....	H	113-62	W
D-10	David Lipscomb.....	H	109-78	W
D-12	Arkansas State.....	H	95-79	W
D-14	Howard.....	A	108-74	W
D-16	Eastern Kentucky.....	L	95-92	W
D-17	Texas.....	L	72-86	L
J-4	Arkansas State.....	A	71-78	L
J-7	#17 Alabama.....	H	65-69	L
J-9	Auburn.....	H	76-69	W
J-14	#4 Vanderbilt.....	A	73-85	L
J-16	Georgia Tech.....	A	58-79	L
J-28	Arkansas.....	L	69-85	L

J-30	Miss. State.....	H	79-100	L
F-4	Tulane.....	A	82-93	L
F-6	LSU.....	A	76-100	L
F-11	#7 Kentucky.....	A	49-88	L
F-13	Tennessee.....	A	63-65	L
F-14	East Tenn. State.....	A	72-69	W
F-18	Georgia.....	H	105-65	W
F-20	Florida.....	H	90-77	W
F-25	Tulane.....	H	81-83	L
F-27	LSU.....	H	81-70	W
M-1	Miss. State.....	A	74-82	L

Key to Neutral Sites: 1- Montgomery, Ala.; 2- Memphis, Tenn.

1956-57

Record: 9-12, 4-10 SEC

Head Coach: B.L. Graham

D-3	SE Louisiana.....	H	75-55	W
D-6	East Tenn. State (ot).....	H	89-88	W
D-8	Vanderbilt.....	A	61-90	L
D-10	Arkansas State.....	H	87-66	W
D-15	Austin Peay.....	H	82-63	W
D-22	Arkansas State (ot).....	A	79-78	W
D-29	Virginia.....	L	81-83	L
J-5	Alabama.....	A	84-93	L
J-7	Auburn.....	A	66-88	L
J-12	#6 Vanderbilt.....	H	68-66	W
J-14	Georgia Tech.....	H	78-82	L
J-19	Miss. State.....	A	72-82	L
F-1	#14 Tulane.....	H	65-66	L
F-2	LSU.....	H	79-73	W
F-8	#3 Kentucky.....	L	69-75	L
F-11	Tennessee.....	H	88-98	L
F-16	Georgia.....	A	99-91	W
F-18	Florida.....	A	81-92	L
F-22	Tulane.....	A	74-102	L
F-23	LSU.....	A	83-76	W
F-28	#20 Miss. State.....	H	73-81	L

Key to Neutral Sites: 1- Owensboro, Ky.; 2- Memphis

1957-58

Record: 12-12, 6-8 SEC

Head Coach: B.L. Graham

D-2	Howard.....	H	97-46	W
D-5	Union.....	H	96-63	W
D-9	Arkansas State.....	H	62-58	W
D-13	Arkansas.....	L	58-61	L
D-16	David Lipscomb.....	H	84-55	W
D-19	Arkansas State.....	A	56-76	L
D-27	#10 Miss. State.....	A	53-66	L
D-28	Alabama.....	L	79-76	W
J-4	Alabama.....	L	44-70	L
J-6	Auburn.....	H	51-71	L
J-11	Vanderbilt.....	A	59-68	L
J-13	Georgia Tech.....	A	67-76	L
J-18	#11 Miss. State.....	H	67-62	W
J-25	Memphis State.....	A	62-85	L
F-1	Tulane.....	A	67-77	L
F-3	LSU.....	A	76-63	W
F-8	#12 Kentucky.....	A	65-96	L
F-10	Tennessee.....	A	63-68	L
F-11	East Tenn. State (2ot).....	A	55-53	W
F-15	Georgia.....	H	81-63	W
F-17	Florida.....	H	67-65	W
F-22	Tulane.....	H	83-68	L
F-24	LSU.....	H	85-75	W
F-27	#16 Miss. State.....	A	60-91	L

Key to Neutral Sites: 1- Little Rock, Ark.; 2- Starkville, Miss.; 3- Memphis, Tenn.

1958-59

Record: 7-17, 1-13 SEC

Head Coach: B.L. Graham

D-1	Troy State.....	H	62-50	W
D-2	SE Louisiana.....	H	87-64	W
D-6	Union.....	A	87-71	W
D-8	Murray State.....	H	67-61	W
D-13	Arkansas (ot).....	L	81-83	L
D-15	SE Missouri State.....	H	81-76	W
D-20	Murray State.....	A	60-80	L
D-29	Florida.....	L	71-47	W
D-30	LSU.....	L	55-69	L
J-3	Alabama.....	A	76-89	L
J-5	#9 Auburn.....	A	47-60	L
J-10	Vanderbilt (ot).....	H	74-79	L
J-12	Georgia Tech.....	H	70-89	L
J-17	#12 Miss. State.....	A	58-87	L
J-24	Memphis State.....	A	63-65	L

J-31	Tulane.....	H	66-78	L
F-2	LSU.....	H	80-69	W
F-7	#1 Kentucky.....	L	72-97	L
F-9	Tennessee.....	H	82-85	L
F-14	Georgia.....	A	69-84	L
F-16	Florida (ot).....	A	97-102	L
F-21	Tulane.....	A	65-81	L
F-23	LSU.....	A	93-99	L
F-28	#5 Miss. State.....	H	16-23	L

Key to Neutral Sites: 1- Memphis, Tenn.; 2- Jacksonville, Fla.; 3- Jackson, Miss.

1959-60

Record: 15-9, 8-6 SEC

Head Coach: B.L. Graham

D-1	Troy State.....	H	79-71	W
D-3	Southwestern.....	H	99-60	W
D-5	Arkansas State.....	A	67-57	W
D-7	Tenn.-Chattanooga.....	H	94-76	W
D-12	Arkansas.....	L	78-63	W
D-14	Arkansas State.....	H	75-58	W
D-21	East Tenn. State.....	A	60-79	L
D-22	Tennessee Tech (ot).....	L	37-36	W
J-2	Alabama.....	H	86-77	W
J-4	Auburn.....	H	64-56	W
J-9	Vanderbilt.....	A	58-66	L
J-11	#6 Georgia Tech.....	A	66-91	L
J-16	Miss. State.....	H	67-60	W
J-23	Memphis State.....	A	57-96	L
J-30	Tulane.....	A	66-64	W
F-1	LSU.....	A	76-61	W
F-6	Kentucky.....	A	43-61	L
F-8	Tennessee.....	A	71-81	L
F-9	Tenn.-Chattanooga.....	A	74-76	L
F-13	Florida.....	H	90-81	W
F-15	Georgia (ot).....	H	65-63	W
F-20	Tulane.....	H	43-59	L
F-22	LSU.....	H	90-70	W
F-27	Miss. State.....	A	54-72	L

Key to Neutral Sites: 1- Little Rock, Ark.; 2- Johnson City, Tenn.

1960-61

Record: 10-14, 5-9 SEC

Head Coach: B.L. Graham

D-1	SE Louisiana.....	H	81-56	W
D-3	Loyola.....	H	79-69	W
D-5	Arkansas State.....	A	53-59	L
D-10	Arkansas.....	A	71-77	L
D-13	Arkansas State.....	H	86-47	W
D-17	Loyola.....	A	60-64	L
D-28	Georgetown.....	L	78-73	W
D-29	Middle Tenn. State.....	L	64-62	W
D-30	South Carolina.....	L	79-85	L
J-7	Alabama.....	A	54-80	L
J-9	#10 Auburn.....	A	40-51	L
J-14	Georgia Tech.....	H	69-67	W
J-16	Vanderbilt.....	H	74-72	W
J-21	Miss. State.....	A	40-63	L
J-28	Memphis State.....	A	61-88	L
F-4	Tulane.....	H	67-90	L
F-6	LSU.....	H	69-75	L
F-11	Kentucky.....	A	60-74	L
F-13	Tennessee.....	H	57-55	W
F-18	Georgia.....	A	69-73	L
F-20	Florida (ot).....	A	77-81	L
F-27	Tulane.....	A	71-87	L
F-29	LSU.....	A	48-46	W
M-4	Miss. State.....	H	74-70	W

Key to Neutral Sites: 1- Shreveport, La.

1961-62

Record: 12-13, 5-9 SEC

Head Coach: B.L. Graham

D-4	SE Louisiana.....	H	83-66	W
D-7	Louisiana Tech.....	H	96-78	W
D-9	Centenary.....	H	87-63	W
D-12	Louisiana College.....	H	92-66	W
D-16	Arkansas.....	L	54-59	L
D-18	Louisiana Tech.....	A	68-64	W
D-20	Houston (2ot).....	A	62-63	L
D-28	Texas.....	L	71-88	L
D-29	Texas Tech.....	A	70-93	L
J-2	Florence State.....	A	68-64	W
J-6	Alabama.....	H	62-68	L
J-8	Auburn.....	H	58-64	L
J-13	Georgia Tech.....	A	60-55	W

J-15	Vanderbilt.....	A	58-80	L
J-20	#10 Miss. State.....	H	57-61	L
J-29	Florence State.....	H	80-70	W
F-3	Tulane.....	A	77-107	L
F-5	LSU.....	A	59-70	L
F-10	#2 Kentucky.....	A	60-83	L
F-12	Tennessee.....	A	98-81	W
F-17	Georgia.....	H	79-75	W
F-19	Florida.....	H	62-63	L
F-24	Tulane.....	H	83-76	W
F-26	LSU.....	H	74-68	W
M-3	#5 Miss. State.....	A	58-63	L

Key to Neutral Sites: 1- Little Rock, Ark.; 2- Lubbock, Texas

EDDIE CRAWFORD 46-97 (1963-68)

Record: 7-17, 4-10 SEC

Head Coach: Eddie Crawford

D-3	Arkansas A&M.....	H	74-60	W
D-5	Sewanee.....	H	78-64	W
D-8	Louisiana Tech.....	A	73-81	L
D-10	Centenary.....	A	68-82	L
D-15	Arkansas.....	L	60-90	L
D-17	Louisiana Tech.....	H	64-68	L
D-22	Memphis State.....	A	62-70	L
D-28	Tennessee Tech.....	L	71-81	L
D-29	East Tenn. State.....	L	53-61	L
J-5	Alabama.....	A	74-80	L
J-7	#10 Auburn.....	A	44-79	L
J-12	#7 Georgia Tech (ot).....	H	71-73	L
J-14	Vanderbilt.....	H	72-79	L
J-				

D-30 Centenary.....N	65-97	L
J-2 Alabama.....H	87-91	L
J-4 Auburn.....H	53-77	L
J-9 Alabama.....A	72-107	L
J-11 Auburn.....A	52-67	L
J-16 Florida.....H	39-60	L
J-23 Miss. State.....A	72-101	L
J-25 Vanderbilt.....H	70-84	L
J-30 Tulane.....H	62-60	W
F-1 LSU.....H	56-58	L
F-6 Kentucky.....A	65-102	L
F-8 Tennessee.....H	50-96	L
F-13 Georgia.....A	68-90	L
F-15 Florida.....A	53-85	L
F-20 Tulane.....A	71-87	L
F-22 LSU.....A	56-60	L
F-27 Miss. State (ot).....H	77-78	L

Key to Neutral Sites: 1- Tupelo, Miss.

1965-66

Record: 5-18, 2-14 SEC

Head Coach: Eddie Crawford

D-2 Arkansas A&M.....H	72-71	W
D-4 Texas.....A	71-80	L
D-11 Centenary.....H	64-78	L
D-13 Louisiana Tech.....H	84-76	W
D-17 So. Mississippi.....H	94-75	W
D-29 Clemson.....H	57-85	L
D-30 Furman.....A	64-80	L
J-3 LSU.....H	81-80	W
J-8 Tennessee.....A	55-102	L
J-10 #3 Vanderbilt.....A	58-106	L
J-15 Florida.....A	49-79	L
J-29 Florida.....H	61-96	L
J-31 Georgia.....H	71-91	L
F-5 Auburn.....H	55-70	L
F-9 Alabama.....H	60-79	L
F-12 LSU.....A	68-90	L
F-14 Tulane.....A	70-83	L
F-16 Miss. State.....A	74-90	L
F-21 #1 Kentucky.....H	65-108	L
F-23 Tulane.....H	91-70	W
F-26 Auburn.....A	74-86	L
F-28 Alabama.....A	66-99	L
M-2 Miss. State.....H	76-96	L

1966-67

Record: 13-12, 7-11 SEC

Head Coach: Eddie Crawford

D-2 Miss. College.....1	108-87	W
D-3 Belhaven.....1	68-60	W
D-5 Texas.....H	82-80	W
D-7 Arkansas A&M.....H	96-69	W
D-10 Centenary.....A	75-65	W
D-12 Louisiana Tech.....A	84-67	W
D-15 Southern Miss.....A	73-82	L
D-17 Alabama.....H	79-58	W
D-19 LSU.....H	74-67	W
D-31 Florida.....A	64-79	L
J-2 Georgia.....A	78-85	L
J-7 Auburn.....H	56-67	L
J-9 Florida.....H	63-78	L
J-14 Vanderbilt (ot).....H	70-78	L
J-28 Tennessee.....A	49-62	L
J-30 Kentucky.....A	53-96	L
F-1 Miss. State.....A	71-70	W
F-4 Tennessee (ot).....H	56-53	W
F-6 Kentucky.....H	70-79	L
F-11 Vanderbilt.....A	67-72	L
F-13 Alabama.....A	73-83	L
F-20 Auburn.....A	67-86	L
F-25 LSU.....A	89-77	W
F-27 Georgia.....H	75-67	W
M-4 Miss. State.....H	58-57	W

Key to Neutral Sites: 1- Jackson, Miss.

1967-68

Record: 7-17, 4-14 SEC

Head Coach: Eddie Crawford

D-1 Texas.....A	82-95	L
D-6 Arkansas A&M.....H	99-78	W
D-9 Arkansas.....A	62-64	L
D-13 Furman.....H	68-72	L
D-16 Alabama.....A	59-76	L
D-19 LSU.....A	68-81	L
D-29 Furman.....1	84-82	W

D-30 Hardin-Simmons.....1	65-63	W
J-1 Georgia.....H	64-70	L
J-3 Florida.....H	68-70	L
J-6 Auburn.....A	71-90	L
J-8 Florida.....A	75-94	L
J-13 #8 Vanderbilt.....A	70-96	L
J-27 #6 Tennessee.....H	46-88	L
J-29 #9 Kentucky.....H	76-85	L
J-31 Miss. State.....H	63-53	W
F-3 #6 Tennessee.....A	46-88	L
F-5 #10 Kentucky.....A	62-78	L
F-10 #9 Vanderbilt.....H	72-90	L
F-12 Alabama.....H	77-69	W
F-19 Auburn.....H	57-56	W
F-24 LSU.....H	87-85	W
F-26 Georgia.....A	77-111	L
M-2 Miss. State.....A	79-88	L

Key to Neutral Sites: 1- Greenville, S.C.

**COB JARVIS
87-117 (1969-76)**

1968-69

Record: 10-14, 7-11 SEC

Head Coach: Cob Jarvis

D-2 Texas.....H	63-67	L
D-4 Arkansas A&M.....A	90-75	W
D-7 Arkansas (ot).....H	65-61	W
D-14 Auburn.....H	64-75	L
D-16 Furman.....A	77-72	W
D-27 SMU.....1	70-94	L
D-28 Minnesota.....1	58-72	L
J-4 #3 Kentucky.....H	59-69	L
J-6 Tennessee.....H	54-59	L
J-10 Miss. State.....H	67-60	W
J-13 Vanderbilt.....A	55-62	L
J-25 Georgia.....A	81-84	L
J-27 Florida.....A	66-88	L
F-1 LSU (ot).....A	84-81	W
F-3 Alabama (ot).....H	53-51	W
F-8 #4 Kentucky.....A	68-104	L
F-10 Tennessee.....A	45-61	L
F-12 Vanderbilt.....H	75-67	W
F-15 Miss. State.....A	60-64	L
F-22 Georgia (ot).....H	82-85	L
F-24 Florida.....H	79-77	W
M-1 LSU.....H	78-76	W
M-3 Alabama.....A	78-72	W
M-8 Auburn.....A	70-80	L

Key to Neutral Sites: 1- Dallas, Texas

1969-70

Record: 10-15, 6-12 SEC

Head Coach: Cob Jarvis

D-1 Texas.....A	84-95	L
D-3 Vanderbilt.....H	75-87	L
D-6 Arkansas A&M.....H	85-61	W
D-9 NE Louisiana (ot).....H	80-85	L
D-13 Auburn.....A	77-91	L
D-19 SW Louisiana.....1	89-77	W
D-20 Kentucky Wesleyan.....1	73-88	L
D-29 Valparaiso (ot).....2	80-77	W
D-30 South Alabama.....2	80-61	W
J-3 #1 Kentucky.....A	73-95	L
J-5 #6 Tennessee (2ot).....A	59-57	W
J-9 Miss. State.....A	58-57	W
J-24 Georgia.....H	84-96	L
J-26 Florida.....H	79-77	W
J-31 LSU.....A	86-109	L
F-2 Alabama.....A	87-95	L
F-7 #3 Kentucky.....H	85-120	L
F-9 Tennessee.....H	60-72	L
F-11 Vanderbilt.....A	83-80	W
F-13 Miss. State.....H	57-55	W
F-21 Georgia.....A	79-94	L
F-23 Florida.....A	62-63	L
F-28 LSU.....H	90-103	L
M-2 Alabama.....H	93-83	W
M-7 Auburn.....H	66-67	L

Key to Neutral Sites: 1- Lafayette, La.; 2- Mobile, Ala.

1970-71

Record: 11-15, 6-12 SEC

Head Coach: Cob Jarvis

D-1 NE Louisiana.....A	112-97	W
D-4 Arkansas A&M.....A	114-86	W

D-7 Texas.....H	89-84	W
D-12 Auburn.....H	108-96	W
D-15 Southern Miss.....H	109-100	W
D-18 Holy Cross.....1	99-93	W
D-19 Marshall.....1	98-118	L
D-22 Vanderbilt.....A	112-130	L
D-29 Baylor.....2	113-132	L
D-30 The Citadel.....2	90-109	L
J-2 #8 Kentucky.....H	95-103	L
J-4 #10 Tennessee.....H	85-98	L
J-8 Miss. State.....H	83-74	W
J-23 Georgia.....A	80-88	L
J-25 Florida.....A	86-106	L
J-30 LSU.....A	113-90	W
F-1 Alabama.....H	91-101	L
F-6 #8 Kentucky.....A	86-121	L
F-8 #11 Tennessee.....A	74-80	L
F-10 Vanderbilt.....H	94-88	W
F-13 Miss. State.....A	67-75	L
F-20 Georgia.....H	76-72	W
F-22 Florida.....H	68-85	L
F-27 LSU.....H	62-54	W
M-1 Alabama.....A	72-74	L
M-7 Auburn.....A	85-86	L

Key to Neutral Sites: 1- Huntington, W. Va.; 2- Charleston, S.C.

1971-72

Record: 13-12, 8-10 SEC

Head Coach: Cob Jarvis

D-1 Texas.....A	79-78	W
D-4 Arkansas A&M.....A	114-86	W
D-6 NE Louisiana.....H	84-83	W
D-10 Memphis State.....1	71-74	L
D-11 Bradley.....1	71-72	L
D-15 Southern Miss.....A	107-90	W
D-31 MacAlester.....H	85-66	W
J-3 Auburn.....A	69-65	W
J-8 #19 Kentucky.....A	82-93	L
J-10 Tennessee.....A	70-73	L
J-15 Miss. State.....A	68-66	W
J-26 Vanderbilt.....H	92-65	W
J-29 Georgia.....H	74-80	L
J-31 Florida.....H	86-72	W
F-5 LSU.....A	66-67	L
F-7 Alabama.....A	88-93	L
F-12 Kentucky.....H	82-90	L
F-14 Tennessee.....H	58-68	L
F-16 Vanderbilt.....A	83-89	L
F-19 Miss. State.....H	65-64	W
F-26 Georgia.....A	69-79	L
F-28 Florida.....A	87-74	W
M-4 LSU.....H	101-78	W
M-6 Alabama.....H	68-75	L
M-9 Auburn.....H	89-83	W

Key to Neutral Sites: 1- Nashville, Tenn.

1972-73

Record: 14-12, 8-10 SEC

Head Coach: Cob Jarvis

D-2 Texas.....H	78-58	W
D-4 Ark.-Monticello.....A	92-55	W
D-5 NE Louisiana.....A	90-78	W
D-11 Southern Miss.....H	88-60	W
D-13 #13 Vanderbilt.....A	57-59	L
D-27 #6 Long Beach State.....1	68-87	L
D-28 St. Francis.....1	87-64	W
D-29 Texas A&M.....1	83-100	L
J-2 Auburn.....H	58-66	L
J-6 Kentucky.....H	61-58	W
J-8 Tennessee.....H	60-52	W
J-13 Miss. State.....A	74-61	W
J-17 #18 Vanderbilt.....H	49-59	L
J-27 Georgia.....A	67-71	L
J-29 Florida.....A	59-65	L
F-3 LSU.....H	84-59	W
F-5 #6 Alabama.....H	66-62	W
F-10 Kentucky.....A	70-88	L
F-12 Tennessee.....A	49-51	L
F-17 Miss. State.....H	83-64	W
F-19 Charleston.....H	73-47	W
F-24 Georgia.....H	69-62	W
F-26 Florida.....H	97-80	W
M-3 LSU.....A	69-70	L
M-5 Alabama.....A	67-92	L
M-8 Auburn.....A	73-77	L

Key to Neutral Sites: 1- Oklahoma City, Okla.

1973-74

Record: 15-10, 9-9 SEC

Head Coach: Cob Jarvis

D-1 Texas.....A	75-59	W
D-3 Charleston.....H	94-55	W
D-10 Arkansas.....H	117-66	W
D-12 So. Mississippi.....A	79-75	W
D-22 Eastern Illinois.....H	90-77	W
D-28 Louisiana Tech.....1	105-76	W
D-29 NE Louisiana.....1	78-86	L
J-5 Georgia.....A	78-70	W
J-7 Auburn.....H	93-65	W
J-12 Tennessee.....H	69-57	W
J-14 #12 Alabama.....A	71-88	L
J-17 Kentucky.....A	64-93	L
J-21 Florida.....H	83-73	W
J-26 #7 Vanderbilt.....A	56-71	L
J-28 Miss. State.....H	72-67	W
F-2 LSU.....H	77-63	W
F-4 Georgia.....H	59-55	W
F-9 Auburn.....A	75-85	L
F-11 Tennessee.....A	57-65	L
F-16 #8 Alabama.....H	57-77	L
F-18 Kentucky.....H	61-60	W
F-23 Florida.....A	61-77	L
F-25 #4 Vanderbilt.....H	68-84	L
M-2 Miss. State (ot).....A	69-75	L
M-4 LSU.....A	82-74	W

Key to Neutral Sites: 1- Monroe, La.

1974-75

Record: 8-18, 4-14 SEC

Head Coach: Cob Jarvis

N-29 Clemson.....1	80-93	L
N-30 Middle Tenn. State.....1	68-79	L
D-4 Wis.-Green Bay.....H	83-53	W
D-7 Texas.....H	82-74	W
D-9 Arkansas.....A	84-73	W
D-18 Eastern Illinois.....A	65-85	L
D-21 Tulane.....H	93-73	W
D-28 Texas Tech.....A	85-90	L
J-2 Georgia.....H	83-88	L
J-6 Auburn.....A	86-104	L
J-11 #18 Tennessee.....A	82-102	L
J-13 #8 Alabama.....H	71-74	L
J-18 #10 Kentucky.....H	82-85	L
J-20 Florida.....A	80-85	L
J-25 Vanderbilt.....H	66-80	L
J-27 Miss. State.....A	80-100	L
F-1 LSU.....A	86-94	L
F-3 Georgia.....A	93-87	W
F-8 Auburn.....H	72-70	W
F-10 #15 Tennessee (ot).....H	88-81	W
F-15 #7 Alabama.....A	79-88	L
F-17 Kentucky.....A	89-108	L
F-22 Florida.....H	101-92	W
F-24 Vanderbilt.....A	80-86	L
M-1 Miss. State.....H	78-84	L
M-8 LSU.....H	86-91	L

Key to Neutral Sites: 1- Clemson, S.C.

1975-76

Record: 6-21, 2-16 SEC

Head Coach: Cob Jarvis

N-29 Missouri Western.....H	80-60	W
D-1 Indiana St.-Evansville.....H	86-64	W
D-3 Minnesota-Duluth.....H	81-65	W
D-6 Texas.....A	65-67	L
D-8 Texas Tech.....H	51-57	L
D-18 Southern Miss.....1	77-80	L
D-20 Tulane.....A	88-91	L
D-29 Pan American.....2	84-74	W
D-30 South Alabama.....2	54-70	L
J-3 Florida.....H	58-70	L
J-5 Auburn.....H	66-72	L
J-10 LSU.....A	74-100	L
J-17 Miss. State.....A	54-65	L
J-19 #11 Alabama.....A	41-64	L
J-24 #10 Tennessee.....H	52-56	L
J-26 Georgia.....H	73-74	L
J-31 Kentucky.....A	81-89	L
F-2 Vanderbilt.....A	60-61	L
F-7 LSU.....H	57-67	L
F-14 Miss. State.....H	66-76	L
F-16 #11 Alabama.....H	70-78	L
F-21 #9 Tennessee.....A	81-105	L
F-23 Georgia.....A	68-70	L



RECORDS

F-28	Kentucky	H	87-94	L
M-1	Vanderbilt	H	81-72	W
M-6	Florida	A	94-83	W
M-8	Auburn	A	88-103	L

Key to Neutral Sites: 1- Jackson, Miss.; 2- Mobile, Ala.

BOB WELTLICH 83-88 (1977-82)

1976-77

Record: 11-16, 5-13 SEC
Head Coach: Bob Weltlich

N-27	TCU	A	61-70	L
D-1	Missouri Western	H	84-58	W
D-4	TCU	H	68-63	W
D-6	South Dakota St.	H	78-70	W
D-8	Tulane	A	59-64	L
D-17	Marshall	L	65-63	W
D-18	Toledo	L	67-64	W
D-21	Memphis State	A	83-88	L
D-30	Southern Miss.	L	84-75	W
J-3	LSU	A	68-75	L
J-8	Miss. State	A	49-85	L
J-10	#4 Alabama	A	88-101	L
J-15	Georgia	A	82-62	W
J-17	Tennessee	H	72-86	L
J-22	Vanderbilt (ot)	A	72-77	L
J-24	#6 Kentucky	A	73-100	L
J-29	Florida	A	90-83	W
J-31	Auburn	H	65-72	L
F-5	Miss. State	H	82-67	W
F-7	#8 Alabama	H	68-72	L
F-12	Georgia	A	76-92	L
F-14	#11 Tennessee	A	75-87	L
F-19	Vanderbilt	H	75-66	W
F-21	#2 Kentucky	H	69-81	L
F-26	Florida	A	78-84	L
F-28	Auburn	A	84-97	L
M-5	LSU	H	90-68	W

Key to Neutral Sites: 1- Toledo, Ohio; 2- Jackson, Miss.

1977-78

Record: 10-17, 5-13 SEC
Head Coach: Bob Weltlich

N-26	#4 Notre Dame	A	62-111	L
N-30	NC-Charlotte	H	81-64	W
D-3	Tulane	H	79-77	W
D-5	Samford	A	81-68	W
D-10	Jacksonville	H	90-73	W
D-12	Middle Tenn. State	H	52-61	L
D-17	Nebraska	A	70-80	L
D-20	Memphis State	A	67-70	L
D-27	Southern Miss.	L	64-60	W
J-2	Alabama	A	62-65	L
J-4	Miss. State	A	48-73	L
J-7	Tennessee	H	73-68	W
J-9	Georgia	H	75-63	W
J-14	Vanderbilt	A	63-66	L
J-16	#1 Kentucky	A	56-76	L
J-21	Auburn	H	84-75	W
J-23	Florida	H	56-61	L
J-28	LSU	H	61-74	L
F-4	Tennessee	A	67-85	L
F-6	Georgia	A	56-57	L
F-11	Vanderbilt	H	61-57	W
F-13	#1 Kentucky	H	52-64	L
F-18	Auburn	A	67-92	L
F-20	Florida	A	63-80	L
F-25	LSU	A	75-94	L
M-4	Alabama	H	63-66	L
M-6	Miss. State	H	61-60	W

Key to Neutral Sites: 1- Jackson, Miss.

1978-79

Record: 11-16, 6-12 SEC
Head Coach: Bob Weltlich

N-29	NC-Charlotte	A	57-68	L
D-4	Bowling Green	H	100-78	W
D-9	UAB	H	82-77	W
D-16	Nebraska	L	70-67	W
D-19	Arkansas	L	66-67	L
D-22	Loyola-Chicago	N	83-75	W
D-23	Illinois State	A	72-76	L
D-26	Memphis State	L	92-89	W
J-3	Tennessee	H	67-72	L

J-6	Vanderbilt	A	70-94	L
J-8	#9 Kentucky	A	64-90	L
J-11	Miss. State (2ot)	A	92-101	L
J-13	Auburn	H	77-62	W
J-15	Florida	A	58-47	W
J-20	#9 LSU (ot)	H	69-70	L
J-24	Georgia	H	53-59	L
J-27	Tennessee	A	65-64	W
J-29	Georgia	A	82-63	W
F-3	#16 Vanderbilt	H	58-66	L
F-5	Kentucky	H	82-87	L
F-8	#16 Alabama	A	73-83	L
F-10	Auburn (2ot)	A	54-56	L
F-12	Florida	A	67-65	W
F-17	#6 LSU	A	62-67	L
F-22	Miss. State	H	64-68	L
F-24	Alabama	H	89-80	W

SEC TOURNAMENT

F-28	Kentucky	L	77-82	L
------	----------	---	-------	---

Key to Neutral Sites: 1- Biloxi, Miss.; 2- Memphis, Tenn.; 3- Jackson, Miss.; 4- Birmingham, Ala.

1979-80

Record: 17-13, 9-9 SEC
Head Coach: Bob Weltlich

N-30	Mercer	H	63-43	W
D-3	Tennessee Tech	H	87-67	W
D-5	Auburn	A	73-76	L
D-8	UAB	A	67-66	W
D-12	Georgia	H	62-64	L
D-15	#20 Arkansas	L	59-67	L
D-19	Southern Miss.	L	68-65	W
D-22	Memphis State	A	75-80	L
D-28	Michigan	L	71-66	W
D-29	Virginia Tech	L	70-66	W
J-2	Tennessee	H	65-66	L
J-5	Alabama	A	56-78	L
J-9	#4 Kentucky	H	73-79	L
J-12	Florida	H	85-65	W
J-16	Vanderbilt	A	67-66	L
J-19	Miss. State	H	75-64	W
J-23	#11 LSU	A	66-72	L
J-26	Auburn	H	71-54	W
J-30	Tennessee	A	66-61	W
F-2	Alabama	H	71-65	W
F-6	#6 Kentucky	A	72-86	L
F-9	Florida	A	57-54	W
F-13	Vanderbilt	H	89-78	W
F-16	Miss. State	A	73-66	W
F-21	#5 LSU	H	74-77	L
F-23	Georgia	A	65-77	L

SEC TOURNAMENT

F-27	Tennessee	L	76-74	W
F-29	#2 Kentucky	L	67-70	L

NATIONAL INVITATION TOURNAMENT

M-6	Grambling	H	76-74	W
M-10	Minnesota	A	56-58	L

Key to Neutral Sites: 1- Little Rock, Ark.; 2- Jackson, Miss.; 3- New Orleans, La.; 4- Birmingham, Ala.

1980-81

SEC TOURNAMENT CHAMPIONS
NCAA TOURNAMENT

Record:	16-14, 8-10 SEC			
Head Coach:	Bob Weltlich			
N-29	Central Arkansas	H	82-50	W
D-3	Tennessee Tech	A	59-56	W
D-6	UAB	H	83-72	W
D-10	Mercer	A	70-58	W
D-17	Bowling Green	A	76-79	L
D-19	Jacksonville	L	59-50	W
D-20	Dayton	L	70-72	L
D-23	Georgia	A	62-70	L
D-30	Memphis State	H	64-69	L
J-3	Auburn	H	46-45	W
J-7	#13 Tennessee	A	68-73	L
J-10	Alabama	H	48-74	L
J-14	#3 Kentucky	A	55-64	L
J-17	Florida	A	71-74	L
J-21	Vanderbilt	H	46-44	W
J-24	Miss. State (ot)	A	59-52	W
J-28	#4 LSU	H	59-63	L
J-31	Auburn	A	61-58	W
F-4	#10 Tennessee	H	71-52	W
F-7	Alabama	A	49-51	L

F-11	#11 Kentucky	H	55-62	L
F-14	Florida	H	66-52	W
F-18	Vanderbilt	A	50-52	L
F-21	Miss. State	H	72-61	W
F-25	#2 LSU	A	67-74	L
F-28	Georgia	H	64-62	W

SEC TOURNAMENT

M-4	#10 Tennessee	L	81-71	W
M-6	Vanderbilt	L	71-51	W
M-7	Georgia	L	66-62	W

NCAA TOURNAMENT

M-13	Kansas	L	66-69	L
------	--------	---	-------	---

Key to Neutral Sites: 1- Dayton, Ohio; 2- Birmingham, Ala.; 3- Wichita, Kan.

1981-82

NATIONAL INVITATION TOURNAMENT

Record: 18-12, 11-7 SEC
Head Coach: Bob Weltlich

N-28	Troy State	H	76-56	W
D-2	Tennessee Tech	H	58-34	W
D-5	#11 UAB	A	58-72	L
D-8	Mercer	H	50-38	W
D-11	Fresno State	L	44-46	L
D-12	Pacific	L	72-61	W
D-16	Georgia	H	56-54	W
D-19	Missouri Western	H	71-56	W
D-29	Memphis State (ot)	A	55-61	L
J-2	Auburn	A	71-75	L
J-6	Tennessee	H	55-62	L
J-9	#16 Alabama	A	71-75	L
J-13	#6 Kentucky	H	67-65	W
J-16	Florida	H	69-67	W
J-20	Vanderbilt	A	55-65	L
J-23	Miss. State	H	54-30	W
J-27	LSU	A	46-53	L
J-30	Auburn	H	64-57	W
F-3	#16 Tennessee	A	55-53	W
F-6	#8 Alabama	H	79-69	W
F-10	#12 Kentucky	A	49-57	W
F-13	Florida (ot)	A	58-57	W
F-17	Vanderbilt (4ot)	H	51-48	W
F-20	Miss. State	A	47-33	W
F-24	LSU	H	74-61	W
F-27	Georgia	A	58-64	L

SEC TOURNAMENT

M-4	LSU	L	59-52	W
M-5	#15 Kentucky	L	58-62	L

NATIONAL INVITATION TOURNAMENT

M-12	Clemson	A	53-49	W
M-15	Virginia Tech	H	59-61	L

Key to Neutral Sites: 1- Lafayette, La.; 2- Lexington, Ky.

LEE HUNT

50-66 (1983-86)

1982-83

NATIONAL INVITATION TOURNAMENT

Record: 19-12, 10-8 SEC
Head Coach: Lee Hunt

D-1	Carson-Newman	H	91-70	W
D-4	East Tenn. State	A	63-69	L
D-7	UAB	H	66-54	W
D-10	Fordham	L	57-47	W
D-11	Long Beach State	L	54-53	W
D-15	Mercer	A	48-40	W
D-18	Central Arkansas	H	67-60	W
D-21	Illinois Wesleyan	H	77-65	W
D-30	#2 Memphis State	H	58-63	L
J-3	#3 Kentucky	A	60-72	L
J-5	Vanderbilt	A	77-62	W
J-8	#12 Tennessee	H	56-55	W
J-10	Georgia	H	53-68	L
J-15	LSU	H	68-71	L
J-22	Miss. State	A	67-61	W
J-24	Alabama	A	64-63	W
J-29	Florida	H	67-61	W
J-31	Auburn	H	61-48	W
F-5	Tennessee	A	53-65	L
F-7	#19 Georgia	A	76-59	W
F-12	LSU	A	63-72	L
F-19	Miss. State (ot)	H	69-67	W
F-21	Alabama	H	56-52	W
F-26	Florida	A	64-75	L

M-1	Auburn	A	59-82	L
M-3	#7 Kentucky	H	58-61	W
M-5	Vanderbilt	H	62-51	W

SEC TOURNAMENT

M-11	Georgia	L	55-69	L
------	---------	---	-------	---

NATIONAL INVITATION TOURNAMENT

M-17	Alabama State	H	87-75	W
M-21	South Florida	H	65-57	W
M-25	DePaul	A	67-75	L

Key to Neutral Sites: 1- Provo, Utah; 2- Birmingham, Ala.

1983-84

Record: 8-20, 3-15 SEC
Head Coach: Lee Hunt

N-26	David Lipscomb	H	58-56	W
N-30	East Tenn. St.	H	46-44	W
D-3	SW Louisiana	H	62-80	L
D-7	New Orleans	A	73-87	L
D-13	#6 Memphis State	A	55-73	L
D-19	Mercer	H	82-64	W
D-21	Missouri-St. Louis	H	73-56	W
D-30	Georgia Southern	L	58-60	L
D-31	Rice	L	70-60	W
J-2	#2 Kentucky	H	55-68	L
J-4	Vanderbilt	H	55-76	L
J-8	Tennessee	A	59-83	L
J-10	#15 Georgia	A	51-70	L
J-14	#11 LSU	A	70-93	L
J-21	Miss. State	H	56-64	L
J-23	Alabama	H	56-69	L
J-29	Florida	A	48-78	L
J-31	#19 Auburn	A	50-60	L
F-4	Tennessee	H	57-56	W
F-6	Georgia (ot)	H	56-54	W
F-12	#20 LSU	H	61-65	L
F-18	Miss. State	A	51-70	L
F-20	Alabama	A	65-74	L
F-24	Florida	H	53-59	L
F-27	#19 Auburn	H	72-71	W
M-1	#3 Kentucky	A	57-76	L
M-3	Vanderbilt	A	60-70	L

SEC TOURNAMENT

M-7	Vanderbilt	L	57-77	L
-----	------------	---	-------	---

D-3	Miss College.....	H	78-53	W
D-7	Alcorn State.....	1	76-70	W
D-14	SE Louisiana.....	H	64-59	W
D-17	#10 Memphis State.....	A	56-73	L
D-20	Tenn.-Chattanooga.....	2	78-89	L
D-20	Campbell.....	2	61-44	W
D-28	North Texas State.....	H	89-75	W
J-2	Vanderbilt.....	H	70-81	L
J-4	Tennessee.....	A	66-74	L
J-8	#11 Kentucky.....	A	58-75	L
J-11	Florida.....	H	79-67	W
J-13	#8 LSU.....	A	68-86	L
J-18	Miss. State.....	H	57-56	W
J-27	Auburn.....	H	61-73	L
J-25	Georgia.....	A	75-91	L
J-29	Alabama.....	H	62-69	L
F-1	Vanderbilt.....	A	63-66	L
F-5	Tennessee.....	H	59-55	W
F-8	#12 Kentucky.....	H	58-62	L
F-12	Florida.....	A	57-66	L
F-15	LSU.....	H	58-57	W
F-19	Miss. State.....	A	43-48	L
F-22	Auburn.....	A	73-75	L
F-26	Georgia.....	H	61-62	L
M-2	Alabama.....	A	59-74	L

SEC TOURNAMENT

M-5	Tennessee.....	3	73-56	W
M-6	#3 Kentucky.....	3	69-95	L

Key to Neutral Sites: 1- Jackson, Miss.; 2- Birmingham, Ala.; 3- Lexington, Ky.

ED MURPHY
76-98 (1987-92)

1986-87

NATIONAL INVITATION TOURNAMENT

Record: 15-14, 8-10 SEC
Head Coach: Ed Murphy

N-29	Washington-St. Louis.....	H	78-55	W
D-3	Arkansas.....	1	56-70	L
D-6	North Texas State.....	A	72-69	W
D-9	Jackson State.....	H	58-36	W
D-13	SE Louisiana.....	H	88-59	W
D-18	Miss. College.....	H	63-48	W
D-20	Tulsa.....	A	68-69	L
D-27	Arizona State.....	2	76-63	W
D-28	San Diego State.....	2	88-77	W
J-5	LSU.....	H	73-63	W
J-7	Vanderbilt.....	A	59-66	L
J-10	Florida.....	H	72-80	L
J-14	Miss. State.....	A	62-63	L
J-17	#15 Alabama.....	H	62-71	L
J-21	Georgia.....	H	80-68	W
J-24	#17 Auburn.....	A	61-85	L
J-28	Kentucky.....	H	76-65	W
J-31	Tennessee (ot).....	A	73-70	W
F-2	Tennessee.....	H	71-70	W
F-4	LSU (ot).....	A	75-82	L
F-9	Vanderbilt.....	H	77-54	W
F-11	#19 Florida.....	A	62-85	L
F-14	Miss. State.....	H	79-65	W
F-18	#12 Alabama.....	A	69-90	L
F-21	Georgia.....	A	65-69	L
F-25	Auburn.....	H	73-67	W
F-28	Kentucky.....	A	63-64	L

SEC TOURNAMENT

M-6	Georgia.....	3	63-65	L
-----	--------------	---	-------	---

NATIONAL INVITATION TOURNAMENT

M-13	Southern Miss.....	A	75-93	L
------	--------------------	---	-------	---

Key to Neutral Sites: 1- Memphis, Tenn.; 2- San Diego, Calif.; 3- Atlanta, Ga.

1987-88

Record: 13-16, 6-12 SEC
Head Coach: Ed Murphy

N-27	St. Joseph's.....	1	59-51	W
N-28	Maryland.....	1	69-77	L
D-1	Kentucky State.....	H	81-60	W
D-7	SE Louisiana.....	A	80-43	W
D-9	Arkansas.....	A	40-79	L
D-12	Tulsa.....	H	69-56	W
D-19	Baptist Christian.....	H	84-55	W
D-28	#6 Temple.....	2	61-70	L
D-29	New Orleans.....	2	83-74	W
J-6	Tennessee.....	A	68-77	L
J-9	LSU (ot).....	H	61-69	L

J-13	Vanderbilt.....	H	57-60	L
J-16	Florida.....	A	72-77	L
J-20	Miss. State.....	H	61-52	W
J-23	Alabama.....	A	66-73	L
J-27	Georgia.....	A	70-86	L
J-30	Auburn.....	H	69-66	W
F-3	#10 Kentucky.....	A	65-94	L
F-6	Tennessee.....	H	81-73	W
F-10	LSU.....	A	57-78	L
F-13	#17 Vanderbilt.....	A	68-93	L
F-17	Florida.....	H	82-75	W
F-20	Miss. State.....	A	57-67	L
F-24	Alabama.....	H	64-47	W
F-27	Georgia.....	H	75-72	W
M-2	Auburn.....	A	76-92	L
M-5	#8 Kentucky.....	H	71-78	L

SEC TOURNAMENT

M-10	Alabama (ot).....	3	64-59	W
M-11	#6 Kentucky.....	3	68-82	L

Key to Neutral Sites: 1- Baltimore, Md.; 2- New Orleans, La.; 3- Baton Rouge, La.

1988-89

NATIONAL INVITATION TOURNAMENT

Record: 15-15, 8-10 SEC
Head Coach: Ed Murphy

N-25	Christian Brothers.....	1	101-60	W
N-28	Tennessee.....	H	76-84	L
N-30	Northwestern St.....	H	97-81	W
D-3	#7 Illinois.....	A	79-91	L
D-13	Arkansas.....	2	68-74	L
D-16	Southern University.....	3	90-88	W
D-17	Nicholls State.....	3	74-53	W
D-22	Tulsa.....	A	68-87	L
D-27	Sam Houston State.....	H	83-73	W
D-30	SE Louisiana.....	H	84-54	W
J-5	Florida.....	H	80-71	W
J-7	Alabama.....	A	67-79	L
J-11	Vanderbilt (ot).....	H	65-72	L
J-18	Auburn.....	A	65-64	W
J-21	Georgia (ot).....	A	74-70	W
J-25	Miss. State.....	H	75-65	W
J-28	Kentucky.....	H	70-65	W
F-1	#19 LSU.....	A	75-105	L
F-5	Florida.....	A	67-78	L
F-8	Alabama.....	H	54-55	L
F-11	Vanderbilt.....	A	69-71	L
F-15	Tennessee.....	A	71-83	L
F-18	Auburn.....	H	80-77	W
F-22	Georgia.....	H	88-79	W
F-25	Miss. State.....	A	69-74	L
M-1	Kentucky.....	A	69-70	L
M-4	LSU (ot).....	H	113-112	W

SEC TOURNAMENT

M-10	Auburn.....	4	80-68	W
M-15	#20 Alabama.....	4	56-64	L

NATIONAL INVITATION TOURNAMENT

M-15	St. John's.....	A	67-70	L
------	-----------------	---	-------	---

Key to Neutral Sites: 1- Jackson, Miss.; 2- Memphis, Tenn.; 3- Lafayette, La.; 4- Knoxville, Tenn.

1989-90

Record: 13-17, 8-10 SEC
Head Coach: Ed Murphy

N-24	SW Louisiana.....	1	83-94	L
N-28	#8 Illinois.....	H	72-83	L
D-2	NE Louisiana.....	A	69-79	L
D-5	#10 Arkansas.....	2	76-90	L
D-8	Metro State.....	3	81-86	L
D-9	Indiana State.....	3	70-64	W
D-16	Tennessee.....	A	67-71	L
D-19	McNeese State.....	H	75-71	W
D-30	Sam Houston St.....	A	96-70	W
J-2	Florida.....	H	75-60	W
J-6	#22 Alabama.....	H	48-66	L
J-10	Vanderbilt.....	A	79-86	L
J-13	Tulsa.....	H	47-63	L
J-17	Auburn.....	H	80-72	W
J-20	Georgia.....	H	84-74	W
J-24	Miss. State (4ot).....	A	102-104	L
J-27	Kentucky.....	A	79-98	L
J-31	#14 LSU.....	H	77-79	L
F-3	Florida.....	A	83-63	W
F-7	Alabama.....	A	64-74	L
F-10	Vanderbilt.....	H	68-67	W
F-14	Tennessee.....	H	81-80	W
F-17	Auburn.....	A	84-95	L

F-21	Georgia.....	A	83-107	L
F-24	Miss. State.....	H	75-67	W
F-28	Kentucky.....	H	88-74	W
M-3	#15 LSU.....	A	94-103	L

SEC TOURNAMENT

M-8	Tennessee.....	4	87-86	W
M-9	Vanderbilt.....	4	65-62	W
M-10	Alabama.....	4	51-70	L

Key to Neutral Sites: 1- Jackson, Miss.; 2- Pine Bluff, Ark.; 3- Champaign, Ill.; 4- Orlando Fla.

1990-91

Record: 9-19, 3-15 SEC
Head Coach: Ed Murphy

N-28	SE Louisiana.....	H	74-52	W
N-30	Bethune-Cookman.....	1	80-56	W
D-1	Hofstra.....	1	73-78	L
D-3	NE Louisiana.....	H	67-68	L
D-8	Jackson State.....	H	99-80	W
D-16	Arkansas State.....	2	61-73	L
D-18	Austin Peay State.....	H	83-80	W
D-20	Sam Houston State.....	H	73-71	W
D-29	McNeese State.....	A	79-58	W
J-2	Florida.....	A	49-65	L
J-6	Miss. State (ot).....	A	80-84	L
J-9	Auburn.....	H	60-62	L
J-12	Alabama.....	H	73-76	L
J-16	#9 Kentucky.....	H	85-95	L
J-19	#20 LSU.....	A	71-87	L
J-23	Vanderbilt.....	A	52-89	L
J-26	Tennessee.....	H	75-72	W
J-30	Georgia.....	A	62-117	L
F-2	Florida (2ot).....	A	81-91	L
F-6	Alabama.....	A	74-79	L
F-9	Auburn.....	A	69-72	L
F-13	#23 Miss. State.....	H	77-84	L
F-16	#16 Kentucky.....	A	77-89	L
F-20	#19 LSU.....	H	78-89	L
F-23	Vanderbilt.....	H	74-58	W
F-27	Tennessee.....	A	93-88	W
M-2	Georgia.....	A	62-72	L

SEC TOURNAMENT

M-7	Tennessee.....	3	85-94	L
-----	----------------	---	-------	---

Key to Neutral Sites: 1- Deland, Fla.; 2- Memphis, Tenn.; 3- Nashville, Tenn.

1991-92

Record: 11-17, 4-12 SEC
Head Coach: Ed Murphy

N-25	Jackson State.....	H	69-55	W
N-29	SW Louisiana.....	A	87-96	L
N-30	Prairie View A&M.....	1	101-50	W
D-5	McNeese State.....	H	92-70	W
D-17	Arkansas State.....	2	62-64	L
D-19	Alcorn State.....	H	111-67	W
D-27	Pittsburgh.....	3	65-67	L
D-28	James Madison.....	3	67-75	L
J-4	Stetson.....	H	84-64	W
J-6	Oral Roberts.....	H	86-73	W
J-8	SE Louisiana.....	A	86-82	W
J-11	Miss. State.....	A	72-84	L
J-13	Auburn.....	H	83-96	L
J-18	#12 Arkansas.....	H	93-114	L
J-22	#15 Alabama.....	H	78-77	W
J-25	LSU.....	H	73-83	L
J-29	#14 Kentucky.....	A	78-96	L
F-1	Vanderbilt.....	H	84-72	W
F-5	South Carolina.....	H	76-61	W
F-9	Georgia.....	A	66-86	L
F-12	Florida (ot).....	H	84-86	L
F-19	Tennessee.....	A	86-98	L
F-22	Miss. State.....	H	86-78	W
F-25	LSU.....	A	69-100	L
F-29	Auburn.....	A	84-110	L
M-4	#20 Alabama.....	H	83-84	L
M-7	#7 Arkansas.....	A	83-100	L

SEC TOURNAMENT

M-12	Georgia.....	4	66-85	L
------	--------------	---	-------	---

Key to Neutral Sites: 1- Lafayette, La.; 2- Memphis, Tenn.; 3- New Orleans, La.; 4- Birmingham, Ala.

ROB EVANS
86-81 (1993-98)

1992-93

Record: 10-18, 4-12 SEC
Head Coach: Rob Evans

D-3	Houston Baptist.....	H	103-61	W
D-5	Oakland University.....	H	71-46	W
D-9	McNeese State.....	A	80-76	W
D-21	SW Louisiana.....	H	87-103	L
D-28	Southern Illinois.....	H	78-85	L
J-2	Georgia.....	H	61-75	L
J-4	Mary State.....	H	65-75	L
J-6	#13 Arkansas.....	A	78-90	L
J-9	Rice.....	H	79-98	L
J-13	South Carolina.....	A	73-88	L
J-16	Alabama.....	A	67-80	L
J-20	Miss. State.....	H	69-53	W
J-23	LSU.....	H	71-62	W
J-27	Rice.....	A	67-72	L
J-30	Tennessee.....	H	62-75	L
F-3	Auburn.....	H	74-85	L
F-6	Miss. State.....	A	56-53	W
F-8	SE Louisiana.....	H	71-61	W
F-10	#11 Vanderbilt.....	A	59-89	L
F-13	Oral Roberts.....	H	95-79	W
F-17	Florida.....	A	47-94	L
F-20	Alabama (ot).....	H	83-82	W
F-24	Auburn.....	A	73-83	L
F-27	#15 Arkansas.....	H	63-85	L
M-3	#5 Kentucky.....	H	66-98	L
M-6	LSU.....	A	56-71	L

SEC TOURNAMENT

M-11	Florida.....	1	67-62	W
M-12	LSU.....	1	70-89	L

Key to Neutral Sites: 1- Lexington, Ky.

1993-94

Record: 14-13, 7-9 SEC
Head Coach: Rob Evans

N-29	Abilene Christian.....	H	90-83	W
D-1	Loyola-New Orleans.....	H	81-49	W
D-4	Lamar.....	H	98-70	W
D-8	Southern Illinois.....			



RECORDS

F-11	Oral Roberts	H	89-53	W
F-15	LSU	H	102-90	W
F-18	#10 Arkansas	A	70-85	L
F-22	Tennessee	H	61-75	L
F-25	#16 Miss. State	H	42-46	L
M-1	#21 Alabama	A	50-69	L
M-4	Georgia	H	51-79	L
SEC TOURNAMENT				
M-9	Florida	2	59-63	L

Key to Neutral Sites: 1- Biloxi, Miss.; 2- Atlanta, Ga.

1995-96

Record: 12-15, 6-10 SEC
Head Coach: Rob Evans

N-27	Davidson (ot)	H	83-84	L
D-1	Colgate	1	51-53	L
D-2	East Tenn. St.	1	65-50	W
D-9	Lamar	A	81-86	L
D-16	Wichita State	A	59-72	L
D-19	Southern Miss (2ot)	H	113-107	W
D-21	Houston	A	76-67	W
D-28	Nicholls State	H	66-54	W
D-30	Prairie View A&M	H	96-51	W
J-3	#14 Georgia	A	38-74	L
J-6	#2 Kentucky	A	60-90	L
J-10	Arkansas	H	62-63	L
J-17	#21 Miss. State	A	47-53	L
J-20	Florida	H	55-59	L
J-24	#21 Auburn	H	82-69	W
J-27	Alabama	H	70-63	W
J-31	Tennessee	A	52-67	L
F-3	LSU	A	66-71	L
F-5	Houston Baptist	H	106-63	W
F-10	Vanderbilt	H	78-55	W
F-14	Arkansas	A	73-79	L
F-17	#25 Miss. State	H	71-64	W
F-21	Auburn	A	62-69	L
F-24	South Carolina	H	75-65	W
F-28	LSU	H	75-48	W
M-2	Alabama	A	63-67	L
SEC TOURNAMENT				
M-7	Florida	2	62-75	L

Key to Neutral Sites: 1- Iowa City, Iowa; 2- New Orleans, La.

1996-97

SEC WESTERN DIVISION CHAMPIONS
NCAA TOURNAMENT

Record: 20-9, 11-5 SEC
Head Coach: Rob Evans

N-23	Portland State	H	56-54	W
N-26	Prairie View A&M	H	71-43	W
D-2	Davidson	A	56-59	W
D-7	Houston	H	93-71	W
D-14	Wichita State	H	68-65	W
D-17	Stetson	H	78-50	W
D-20	Fla. International	H	74-64	W
D-27	Appalachian State	1	75-63	W
D-28	#14 New Mexico	A	64-75	L
D-31	Morgan State	H	91-57	W
J-2	#22 Arkansas	A	91-74	W
J-5	Georgia	H	73-66	W
J-8	Alabama	H	46-59	L
J-11	#3 Kentucky	H	73-69	W
J-15	Miss. State	A	64-75	L
J-18	Vanderbilt	A	64-67	L
J-22	Tennessee	H	70-48	W
J-25	South Carolina	A	63-86	L
J-29	Arkansas	H	71-52	W
F-1	Auburn	H	57-46	W
F-5	LSU	A	79-73	W
F-12	Alabama	A	54-57	L
F-19	Miss. State	H	84-61	W
F-23	Florida	A	67-65	W
F-26	LSU	H	74-68	W
M-1	Auburn	A	71-63	W
SEC TOURNAMENT				
M-7	Vanderbilt	2	64-62	W
M-8	#8 Kentucky	2	70-88	L
NCAA TOURNAMENT				
M-14	Temple	3	40-62	L

Key to Neutral Sites: 1- Albuquerque, N.M.; 2- Memphis, Tenn.; 3- Kansas City, Mo.

1997-98

SEC WESTERN DIVISION CHAMPIONS
NCAA TOURNAMENT

Record: 22-7, 12-4 SEC
Head Coach: Rob Evans

N-19	La. Tech	H	88-56	W
N-22	#18 Temple	H	87-74	W
N-24	Ark.-Pine Bluff	H	81-36	W
D-5	Long Island	1	102-99	W
D-6	Ball State	1	66-70	L
D-13	Wichita State	A	71-48	W
D-17	Belmont	H	100-59	W
D-20	Prairie View A&M	H	106-59	W
D-22	Louisville	A	74-70	W
D-30	Northwestern St.	H	99-52	W
J-3	#11 South Carolina	H	73-54	W
J-7	Florida	H	90-79	W
J-10	Alabama	A	74-63	W
J-17	Tennessee	A	67-77	L
J-21	LSU	H	80-58	W
J-24	Miss. State (2ot)	H	81-77	W
J-28	Georgia	A	68-70	L
J-31	Auburn	A	67-68	L
F-5	#14 Arkansas	A	87-100	L
F-7	Alabama	H	75-74	W
F-11	Vanderbilt	H	87-76	W
F-14	#7 Kentucky	A	73-64	W
F-18	LSU	A	83-57	W
F-21	Miss. State	A	82-78	W
F-25	#12 Arkansas	H	81-65	W
F-28	Auburn	H	74-67	W
SEC TOURNAMENT				
M-6	Georgia	2	72-67	W
M-7	#15 South Carolina	2	77-87	L
NCAA TOURNAMENT				
M-13	Valparaiso	3	69-70	L

Key to Neutral Sites: 1- Muncie, Ind.; 2- Atlanta, Ga.; 3- Oklahoma City, Okla.

ROD BARNES
141-109 (1999-2006)

1998-99

SEC WESTERN DIVISION CHAMPIONS
NCAA TOURNAMENT

Record: 20-13, 8-8 SEC
Head Coach: Rod Barnes

N-13	Alabama State	H	87-45	W
N-16	Belmont	H	91-42	W
N-18	#7 Temple	A	52-68	L
N-23	Alabama A&M	H	89-45	W
N-28	Austin Peay State	H	105-62	W
D-2	Northeast Louisiana	H	95-62	W
D-5	Louisville	H	88-69	W
D-7	West Alabama	H	101-68	W
D-12	Memphis (ot)	A	72-78	L
D-21	St. Joseph's	1	66-61	W
D-22	#23 Oklahoma	1	75-72	W
D-23	Ohio State	1	62-67	L
D-29	Prairie View A&M	H	111-50	W
J-2	Vanderbilt	A	64-79	L
J-6	Alabama	H	78-60	W
J-9	#18 Arkansas	A	76-65	W
J-13	#8 Auburn	H	59-74	L
J-16	#6 Kentucky	H	57-63	L
J-20	Miss. State	H	81-68	W
J-23	Georgia	H	85-76	W
J-27	South Carolina	A	66-67	L
J-30	#21 Arkansas	H	89-81	W
F-3	LSU	A	82-66	W
F-6	Florida	A	79-68	W
F-9	#3 Auburn	A	66-95	L
F-17	Tennessee	H	67-69	L
F-20	Miss. State	A	69-72	L
F-24	Alabama	A	74-78	L
F-27	LSU	H	79-57	W
SEC TOURNAMENT				
M-4	South Carolina	2	64-60	W
M-5	#14 Kentucky	2	73-83	L
NCAA TOURNAMENT				
M-12	Villanova	3	72-70	W
M-14	#2 Michigan State	3	66-74	L

Key to Neutral Sites: 1- San Juan, Puerto Rico; 2- Atlanta, Ga.; 3- Milwaukee, Wis.

1999-2000

NATIONAL INVITATION TOURNAMENT

Record: 19-14, 5-11 SEC
Head Coach: Rod Barnes

N-19	Jacksonville State	H	74-59	W
N-23	McNeese State	H	86-59	W
N-26	Furman	1	75-61	W
N-27	Oregon State	1	77-58	W
N-28	Wisconsin-Green Bay	1	57-53	W
D-1	Alabama State	A	77-65	W
D-4	Oklahoma	A	73-81	L
D-7	Va. Commonwealth	H	75-62	W
D-11	Memphis	H	74-64	W
D-15	Southeastern La.	H	77-46	W
D-19	Louisiana-Monroe	H	76-60	W
D-29	Prairie View A&M	H	98-74	W
J-2	Birmingham-So.	H	89-48	W
J-5	Arkansas	A	64-71	L
J-8	#6 Florida	H	71-75	L
J-12	Miss. State	H	59-61	L
J-15	#12 Tennessee	A	60-98	L
J-19	#18 Kentucky	A	69-74	L
J-22	#4 Auburn (ot)	H	79-77	W
J-29	Alabama	A	67-96	L
F-2	Arkansas	H	87-82	W
F-9	South Carolina	H	83-75	W
F-12	Georgia	A	65-71	L
F-16	#16 LSU	H	53-97	L
F-19	#12 Auburn	A	72-75	L
F-23	Miss. State	A	67-80	L
F-26	#24 Vanderbilt	H	75-67	W
M-1	Alabama	H	63-59	W
M-4	#12 LSU	A	60-64	L
SEC TOURNAMENT				
M-9	#11 Florida	2	67-89	L
NATIONAL INVITATION TOURNAMENT				
M-15	UNC Charlotte	H	62-45	W
M-21	Southwest Mo. St.	H	70-48	W
M-23	N.C. State	A	54-77	L

Key to Neutral Sites: 1- Greenville, S.C.; 2- Atlanta, Ga.

2000-01

SEC WESTERN DIVISION CHAMPIONS
NCAA TOURNAMENT SWEET SIXTEEN

Record: 27-8, 11-5 SEC
Head Coach: Rod Barnes

N-18	Arkansas-Pine Bluff	H	98-47	W
N-22	Sam Houston State	H	71-65	W
N-25	Va. Commonwealth (ot)	A	88-84	W
N-28	Louisiana-Monroe	H	76-62	W
D-2	#14 Oklahoma	H	60-55	W
D-5	Kansas State	H	60-46	W
D-9	Memphis	A	64-56	W
D-13	SE Louisiana	H	58-46	W
D-18	Troy State	H	92-65	W
D-21	Southern Illinois	1	70-66	W
D-22	#13 Southern Cal (ot)	1	84-83	W
D-23	Iowa State	1	68-73	L
D-30	Morris Brown	H	94-59	W
J-6	Vanderbilt	A	81-68	W
J-10	Arkansas	A	53-48	W
J-13	Georgia	H	66-70	L
J-17	#15 Alabama	A	63-82	L
J-20	Kentucky	H	65-55	W
J-27	Miss. State	A	69-79	L
J-31	Arkansas	H	84-73	W
F-3	Auburn	A	74-70	W
F-7	LSU	H	50-33	W
F-10	#10 Tennessee	H	87-71	W
F-14	Miss. State	H	51-48	W
F-17	South Carolina	A	67-61	W
F-21	Florida	A	55-75	L
F-24	Auburn	H	64-62	W
F-28	LSU (ot)	A	77-78	L
M-3	#20 Alabama	H	105-71	W
SEC TOURNAMENT				
M-9	Tennessee	2	86-73	W
M-10	#5 Florida	2	74-69	W
M-11	#15 Kentucky	2	55-77	L
NCAA TOURNAMENT				
M-16	Iona	3	72-70	W
M-18	#19 Notre Dame	3	59-56	W
M-23	#5 Arizona	4	56-66	L

Key to Neutral Sites: 1- Laie, Hawaii; 2- Nashville, Tenn.; 3- Kansas City, Mo.; 4- San Antonio, Texas

2001-02

NCAA TOURNAMENT

Record: 20-11, 9-7 SEC
Head Coach: Rod Barnes

N-15	Bowling Green (ot)	1	78-82	L
N-17	Alaska Fairbanks	1	75-58	W
N-18	Wichita State	1	80-68	W
N-24	Kansas State	A	67-65	W
N-28	Morris Brown	H	92-45	W
D-1	George Mason	H	70-71	L
D-3	Louisiana-Monroe	H	78-43	W
D-7	#22 Memphis	H	71-67	W
D-16	Tennessee-Martin	2	83-72	W
D-21	IUPUI	3	77-70	W
D-22	UTEP	3	68-58	W
D-29	Arkansas-Pine Bluff	H	95-53	W
J-2	Lipscomb	H	75-49	W
J-6	Tennessee	A	76-82	L
J-9	Auburn	H	69-65	W
J-12	#22 Mississippi State	H	66-59	W
J-15	#12 Kentucky	A	64-87	L
J-19	Arkansas	A	70-64	W
J-23	Louisiana State	H	70-55	W
J-26	South Carolina	H	71-53	W
J-30	Vanderbilt	H	73-61	W
F-2	#16 Georgia	A	72-79	L
F-6	#5 Alabama	A	59-79	L
F-9	Arkansas	H	79-67	W
F-13	Auburn	A	62-65	L
F-16	#6 Florida	H	68-51	W
F-23	Miss. State	A	59-61	L
F-27	Louisiana State	A	56-59	L
M-3	#6 Alabama	H	84-56	W
SEC TOURNAMENT				
M-7	South Carolina	4	67-69	L
NCAA TOURNAMENT				
M-15	UCLA	5	58-80	L

Key to Neutral Sites: 1- Fairbanks, Alaska; 2- Southaven, Miss.; 3- El Paso, Texas; 4- Atlanta, Ga.; 5- Pittsburgh, Pa.

2002-03

SEC WESTERN DIVISION CHAMPIONS
NCAA TOURNAMENT SWEET SIXTEEN

Record: 14-15, 4-12 SEC
Head Coach: Rod Barnes

N-24	East Carolina	A	58-65	L
N-27	Alabama State	H	74-58	W
N-30	George Mason	A	56-49	W
D-4	Austin Peay	H	74-46	W
D-14	VCU	H	82-68	W
D-17	Louisiana-Monroe	H	80-57	W
D-19	Memphis	A	51-58	L
D-21	Nicholls State	H	63-52	W
D-23	Evansville	H	87-69	W
D-28	Arkansas-Pine Bluff	H	71-38	W
D-31	Samford	H	57-49	W
J-8	South Carolina	A	49-55	L
J-11	Tennessee	H	64-66	L
J-18	#23 LSU	H	67-57	W
J-21	#15 Alabama	H	76-57	W
J-25	Arkansas	H	73-54	W
J-29	#21 Miss. State	H	57-58	L
F-1	Vanderbilt	A	68-76	L
F-5	Auburn	A	71-77	L
F-8	#6 Kentucky	H	62-80	L
F-12	#4 Florida	A	55-74	L
F-15	#19 Miss. State (ot)	A	64-68	L
F-22	Auburn	H	75-80	L
F-26	#21 Georgia	H	82-89	L
M-2	Alabama	A	63-86	L
M-5	LSU	H	64-77	L
M-8	Arkansas	A	64-54	W
SEC TOURNAMENT				
M-13	South Carolina	1	62-56	W
M-14	Miss. State	1	64-73	L

Key to Neutral Sites: 1- New Orleans, La.

2003-04

SEC WESTERN DIVISION CHAMPIONS
NCAA TOURNAMENT SWEET SIXTEEN

Record: 13-15, 5-11 SEC
Head Coach: Rod Barnes

D-22 Jacksonville State.....H	64-56	W
D-28 Nicholls State.....H	79-46	W
D-30 Alabama State.....H	68-44	W
J-3 East Carolina.....H	65-49	W
J-7 #22 Miss. State.....H	54-61	L
J-10 Auburn.....A	53-80	L
J-17 Arkansas.....A	78-86	L
J-21 LSU.....H	53-49	W
J-24 Alabama.....H	71-60	W
J-28 #5 Kentucky.....A	61-71	L
J-31 #24 South Carolina.....H	79-68	W
F-4 Georgia.....A	51-64	L
F-7 #7 Miss. State.....A	56-80	L
F-14 Auburn.....H	72-68	W
F-18 Tennessee.....A	66-83	L
F-21 Florida.....H	66-81	L
F-25 Vanderbilt.....H	65-77	L
F-28 Alabama.....A	69-84	L
M-3 LSU.....A	45-58	L
M-6 Arkansas.....H	55-45	W

SEC TOURNAMENT
M-11 Vanderbilt.....1 50-70 L
Key to Neutral Sites: 1- Atlanta, Ga.

2004-05
Record: 14-17, 4-12 SEC
Head Coach: Rod Barnes

N-14 South Carolina State.....1	64-52	W
N-15 Air Force.....1	36-60	L
N-16 Illinois State.....1	52-70	L
N-19 Tennessee Tech.....H	91-68	W
D-1 Arkansas State.....A	68-70	L
D-4 Florida State.....H	64-69	L
D-11 Memphis.....A	65-53	W
D-13 Nicholls State.....H	87-55	W
D-15 Troy.....H	81-49	W
D-18 Louisiana-Monroe.....H	84-58	W
D-21 Tennessee-Martin.....2/H	92-64	W
D-29 VCU.....A	63-62	W
D-31 SE Louisiana.....H	64-48	W
J-5 Arkansas.....A	46-69	L
J-8 #18 Miss. State.....H	76-87	L
J-12 Georgia.....H	59-54	W
J-15 Auburn.....A	79-72	W
J-19 #8 Kentucky.....H	50-53	L
J-22 #22 Alabama.....H	58-66	L
J-26 LSU.....A	60-70	L
J-29 Vanderbilt.....A	51-73	L
F-2 Auburn.....H	70-55	W
F-5 Arkansas.....H	65-66	L
F-12 #17 Alabama.....A	45-71	L
F-16 Florida.....A	53-90	L
F-19 Tennessee.....H	60-58	W
F-26 Miss. State.....A	68-71	L
M-2 LSU.....H	53-58	L
M-6 South Carolina (ot).....A	70-76	L

SEC TOURNAMENT
M-10 South Carolina.....3 53-52 W
M-11 #20 Alabama.....3 52-69 L
Key to Neutral Sites: 1- Milwaukee, Wisc.; 2- Tupelo, Miss.; 3- Atlanta, Ga.

2005-06
Record: 14-16, 4-12 SEC
Head Coach: Rod Barnes

N-18 Southern Utah.....1	69-62	W
N-19 New Mexico.....A	42-95	L
N-20 South Carolina State.....1	71-47	W
N-26 Centenary.....H	107-67	W
N-29 Louisiana-Monroe.....H	59-43	W
D-10 UIC (ot).....A	75-87	L
D-13 Saint Louis.....H	77-64	W
D-15 Nicholls State.....H	69-43	W
D-17 #5 Memphis.....H	49-72	L
D-19 Arkansas State.....H	85-78	W
D-21 SE Louisiana.....H	68-62	W
D-30 Alcorn State.....A	82-69	W
J-3 Western Carolina.....H	65-59	W
J-7 Alabama.....A	71-61	W
J-11 South Carolina.....H	68-63	W
J-14 Miss. State.....H	75-65	W
J-21 Georgia.....A	65-72	L
J-25 Arkansas.....A	58-71	L
J-28 LSU.....H	73-79	L
J-31 #8 Florida.....H	58-69	L
F-4 #13 Tennessee.....A	72-86	L
F-8 Auburn.....A	50-58	L

F-11 Alabama.....H	50-64	L
F-15 Arkansas.....H	73-70	W
F-18 Miss. State.....A	55-84	L
F-22 Kentucky.....A	40-80	L
F-25 Auburn.....H	54-58	L
M-1 Vanderbilt.....H	62-77	L
M-4 #21 LSU.....A	52-55	L

SEC TOURNAMENT
M-9 Kentucky.....2 57-71 L
Key to Neutral Sites: 1- Albuquerque, N.M.; 2- Nashville, Tenn.

ANDY KENNEDY
234-140 (2007-PRESENT)

2006-07
SEC WESTERN DIVISION CHAMPIONS
NATIONAL INVITATION TOURNAMENT

Record: 21-13, 8-8 SEC
Head Coach: Andy Kennedy

N-10 Miss. Valley State.....H	72-49	W
N-14 Louisiana-Lafayette.....H	69-54	W
N-17 Fairfield.....1	70-67	W
N-18 Central Arkansas.....1	75-61	W
N-19 #21 Connecticut.....A	59-77	L
N-22 Tennessee Tech.....H	86-77	W
N-24 Nicholls.....H	100-80	W
N-30 New Orleans.....H	85-77	W
D-9 #16 Memphis.....A	70-82	L
D-12 Louisiana-Monroe.....H	87-53	W
D-16 South Alabama.....A	82-72	W
D-19 UIC.....H	77-64	W
D-22 Alabama A&M.....H	81-57	W
D-30 Saint Louis.....A	56-59	L
J-6 Kentucky.....H	58-68	L
J-10 Mississippi State.....A	67-77	L
J-13 Arkansas.....H	74-72	W
J-17 #16 LSU.....A	55-62	L
J-20 #1 Florida.....A	70-79	L
J-24 Tennessee.....H	83-69	W
J-27 Vanderbilt.....A	80-85	L
J-30 Mississippi State.....H	85-73	W
F-3 Auburn.....A	82-59	W
F-10 #18 Alabama.....H	75-69	W
F-14 LSU.....H	71-70	W
F-17 Arkansas.....A	66-83	L
F-21 Georgia.....H	67-49	W
F-24 South Carolina.....A	63-76	L
F-28 Alabama.....A	58-69	L
M-3 Auburn.....H	83-79	W

SEC TOURNAMENT
M-9 LSU.....2 80-60 W
M-10 #6 Florida.....2 59-80 L
NATIONAL INVITATION TOURNAMENT
M-14 Appalachian State.....H 73-59 W
M-19 Clemson.....A 68-89 L
Key to Neutral Sites: 1- Hartford, Ct.; 2- Atlanta

2007-08
NIT - FINAL FOUR

Record: 24-11, 7-9 SEC
Head Coach: Andy Kennedy

N-10 Miss. Valley State.....H	97-63	W
N-13 South Alabama.....H	81-78	W
N-16 Lamar.....H	108-70	W
N-24 Louisiana-Monroe.....H	94-70	W
N-27 Troy.....H	102-76	W
D-1 New Mexico.....H	85-77	W
D-8 UCF.....H	76-67	W
D-13 Winthrop.....1	76-71	W
D-20 DePaul.....2	69-63	W
D-21 La Salle.....2	84-77	W
D-22 #15 Clemson.....2	85-82	W
D-28 Southern Miss.....3	78-58	W
J-2 Alabama A&M.....H	86-50	W
J-9 #8 Tennessee.....A	83-85	L
J-12 LSU.....H	74-71	W
J-16 Florida.....H	89-87	W
J-19 Auburn.....A	77-80	L
J-26 Mississippi State.....A	68-88	L
J-30 #19 Vanderbilt.....H	74-58	W
F-2 South Carolina.....H	77-80	L
F-9 Arkansas.....A	69-75	L
F-11 Presbyterian.....H	66-55	W
F-13 Alabama.....A	67-76	L

F-16 Auburn.....H	78-90	L
F-20 Mississippi State.....H	74-63	W
F-23 LSU.....A	49-69	L
F-27 Kentucky.....A	54-58	L
M-1 Alabama.....H	91-88	W
M-4 Arkansas.....H	81-72	W
M-8 Georgia.....A	76-62	W

SEC TOURNAMENT
M-13 Georgia (ot).....4 95-97 L
NATIONAL INVITATION TOURNAMENT
M-19 UC Santa Barbara.....H 83-68 W
M-24 Nebraska (ot).....H 85-75 W
M-26 Virginia Tech.....A 81-72 W
4-1 Ohio State.....5 69-81 L
Key to Neutral Sites: 1- Jackson, Miss.; 2- San Juan, Puerto Rico; 3- Southaven, Miss.; 4- Atlanta, Ga.; 5- New York, N.Y.

2008-09
Record: 16-15, 7-9 SEC
Head Coach: Andy Kennedy

N-14 Arkansas State.....H	65-52	W
N-18 South Alabama.....H	89-71	W
N-21 Utah.....1	72-83	L
N-23 Marshall.....1	82-78	W
N-26 UCF.....H	78-46	W
N-29 Morgan State.....H	78-70	W
D-3 West Virginia.....H	78-80	L
D-6 New Orleans.....A	78-65	W
D-13 New Mexico.....A	70-103	L
D-15 Alabama State.....H	85-81	W
D-18 #9 Louisville.....2	68-77	L
D-22 Florida A&M.....H	86-63	W
D-30 Southern Miss.....3	59-78	L
J-3 Nicholls.....H	53-41	W
J-10 Florida.....A	68-78	L
J-14 Arkansas.....H	74-65	W
J-17 LSU.....H	51-83	L
J-21 Alabama.....A	73-76	L
J-24 South Carolina.....A	71-82	L
J-27 #24 Kentucky.....H	85-80	W
J-31 Mississippi State.....A	67-63	W
F-4 Auburn.....H	78-59	W
F-7 Vanderbilt.....A	61-71	L
F-14 LSU.....A	66-73	L
F-18 Tennessee.....H	81-65	W
F-21 Georgia.....H	69-47	W
F-25 Auburn.....A	64-77	L
F-28 Alabama.....H	69-90	L
M-4 Arkansas (ot).....A	98-91	W
M-7 Mississippi State.....H	80-82	L

SEC TOURNAMENT
M-12 Kentucky.....4 58-71 L
Key to Neutral Sites: 1- Daytona Beach, Fla.; 2- Cincinnati, Ohio; 3- Biloxi, Miss.; 4- Tampa, Fla.

2009-10
SEC WESTERN DIVISION CHAMPIONS
NIT - FINAL FOUR

Record: 24-11, 9-7 SEC
Head Coach: Andy Kennedy

N-13 UALR.....H	92-64	W
N-16 Alabama State.....H	90-53	W
N-19 Indiana.....1	89-71	W
N-20 Kansas State.....1	86-74	W
N-22 #5 Villanova.....1	67-79	L
N-29 Tex. A&M-Corpus Christi.....H	73-58	W
D-2 Arkansas State.....A	79-57	W
D-5 Southern Miss.....H	81-79	W
D-12 McNeese State.....H	83-67	W
D-16 UTEP (ot).....2	91-81	W
D-19 Centenary.....H	108-64	W
D-23 #6 West Virginia.....A	66-76	L
D-29 Jacksonville State.....H	90-75	W
J-5 UCF.....H	84-56	W
J-9 Mississippi State.....H	75-80	L
J-13 Georgia.....A	80-76	W
J-16 #9 Tennessee (ot).....A	69-71	L
J-20 South Carolina.....H	66-57	W
J-23 LSU.....A	73-63	W
J-28 Auburn.....A	84-74	W
J-31 Arkansas.....H	73-80	L
F-2 #3 Kentucky.....A	75-85	L
F-6 Alabama.....H	74-67	W
F-11 Mississippi State.....A	63-71	L
F-18 #17 Vanderbilt.....H	78-82	L

F-20 Florida.....H	61-64	L
F-24 Auburn.....H	85-75	W
F-27 Alabama.....A	76-73	W
M-4 LSU.....H	72-59	W
M-6 Arkansas.....A	68-66	W

SEC TOURNAMENT
M-12 #13 Tennessee.....3 65-76 L
NATIONAL INVITATION TOURNAMENT
M-17 Troy.....H 84-65 W
M-19 Memphis.....H 90-81 W
M-23 Texas Tech (2ot).....H 90-87 W
M-30 Dayton.....4 63-68 L
Key to Neutral Sites: 1- San Juan, Puerto Rico; 2- Southaven, Miss.; 3- Nashville, Tenn.; 4- New York, N.Y.

2010-11
NATIONAL INVITATION TOURNAMENT

Record: 20-14, 7-9 SEC
Head Coach: Andy Kennedy

N-12 Arkansas State.....H	68-60	W
N-17 Murray State.....H	77-61	W
N-20 Dayton (ot).....H	71-78	L
N-26 Penn State.....H	84-71	W
N-30 Miami (Fla.).....A	73-86	L
D-4 Southern Miss.....H	86-81	W
D-11 UALR.....H	84-70	W
D-13 Mississippi Valley St.....H	101-69	W
D-18 ETSU.....H	71-50	W
D-22 Texas State.....1	83-72	W
D-23 Colorado State.....1	61-68	L
D-24 Saint Louis.....1	69-61	W
D-30 Alcorn State.....H	100-62	W
J-2 Southeastern La.....H	68-59	W
J-5 SMU.....A	75-57	W
J-8 Florida.....A	71-77	L
J-13 Mississippi State.....H	64-69	L
J-15 #24 Georgia.....H	76-98	L
J-19 Vanderbilt.....A	74-84	L
J-22 LSU.....A	78-51	W
J-29 Tennessee.....H	57-74	L
F-1 #10 Kentucky.....H	71-69	W
F-5 Arkansas.....A	69-60	W
F-9 LSU.....H	66-60	W
F-12 Alabama.....A	64-74	L
F-16 Auburn.....H	90-59	W
F-19 Mississippi State.....A	58-71	L
F-22 South Carolina.....A	73-79	L
F-26 Alabama.....H	68-63	W
M-2 Auburn.....A	73-76	L
M-5 Arkansas.....H	84-74	W

SEC TOURNAMENT
M-10 South Carolina.....2 66-55 W
M-11 #15 Kentucky.....2 66-75 L
NATIONAL INVITATION TOURNAMENT
M-16 California.....A 74-77 L
Key to Neutral Sites: 1- Cancun, Mexico; 2- Atlanta, Ga.

2011-12
NATIONAL INVITATION TOURNAMENT

Record: 20-14, 8-8 SEC
Head Coach: Andy Kennedy

N-11 Louisiana-Monroe.....H	60-38	W
N-14 Grambling.....H	69-39	W
N-18 Drake.....1	63-59	W
N-20 #19 Marquette.....1	66-96	L
N-21 TCU.....1	80-69	W
N-25 Miami (Fla.) (ot).....H	64-61	W
D-1 DePaul.....A	70-68	W
D-4 Penn State.....A	72-70	W
D-10 Mississippi Valley State.....H	80-56	W
D-14 Louisiana-Lafayette.....H	66-54	W
D-17 Southern Miss.....A	82-86	L
D-21 Middle Tennessee.....2	56-68	L
D-30 Dayton.....A	50-62	L
J-3 SMU.....H	50-48	W
J-7 LSU.....A	55-81	L
J-11 Arkansas.....H	71-63	W
J-14 Auburn (2ot).....A	68-69	L
J-18 #15 Mississippi State.....H	75-68	W
J-21 Georgia.....A	66-63	W
J-26 #13 Florida.....H	60-64	L
J-28 South Carolina.....H	66-62	W
F-4 Alabama (2ot).....A	67-69	L



RECORDS

F-9	#18 Mississippi StateA	60-70	L
F-11	AuburnH	61-54	W
F-16	VanderbiltH	76-102	L
F-18	#1 KentuckyA	62-77	L
F-22	TennesseeA	60-73	L
F-25	LSUH	72-48	W
F-28	ArkansasA	77-75	W
M-3	AlabamaH	60-51	W
SEC TOURNAMENT				
M-8	Auburn3	68-54	W
M-9	Tennessee (ot)3	77-72	W
M-10	Vanderbilt3	53-65	L
NATIONAL INVITATION TOURNAMENT				
M-14	Illinois State (ot)H	93-96	L

Key to Neutral Sites: 1- St. Thomas, U.S. Virgin Islands; 2- Southaven, Miss.; 3- New Orleans, La.

J-22	VanderbiltA	63-52	W
J-25	Mississippi StateH	82-63	W
J-29	TennesseeA	70-86	L
F-1	South CarolinaH	75-71	W
F-4	KentuckyA	64-80	L
F-8	MissouriH	91-88	W
F-11	AlabamaA	64-67	L
F-15	GeorgiaA	60-61	L
F-18	KentuckyH	70-84	L
F-22	FloridaH	71-75	L
F-26	AlabamaH	79-67	W
M-1	Texas A&MA	60-71	L
M-5	ArkansasA	80-110	L
M-8	VanderbiltH	65-62	W

SEC TOURNAMENT				
M-13	Mississippi State2	78-66	W
M-14	Georgia2	73-75	L

Key to Neutral Sites: 1- Brooklyn, N.Y.; 2- Atlanta, Ga.
%=SEC/Big 12 Challenge

J-19	South Carolina (ot)H	74-77	L
J-23	Mississippi StateA	77-83	L
J-27	AuburnH	80-63	W
J-30	Kansas State%	64-69	L
F-3	MissouriA	76-73	W
F-6	VanderbiltH	85-78	W
F-9	FloridaA	72-77	L
F-13	ArkansasH	76-60	W
F-16	Texas A&MA	56-71	L
F-20	AuburnA	69-59	W
F-23	MissouriH	85-76	W
F-27	GeorgiaA	66-80	L
M-2	Mississippi StateH	86-78	W
M-5	TennesseeA	83-60	W

SEC TOURNAMENT				
M-10	Alabama2	73-81	L

Key to Neutral Sites: 1- Charleston, S.C.; 2- Atlanta, Ga.
%=SEC/Big 12 Challenge

2012-13

SEC TOURNAMENT CHAMPIONS NCAA TOURNAMENT THIRD ROUND

Record: 27-9, 12-6 SEC				
Head Coach: Andy Kennedy				
N-9	Mississippi Valley StateH	93-57	W
N-13	Coastal CarolinaH	90-72	W
N-16	UALRH	92-52	W
N-20	McNeese StateH	76-50	W
N-23	LipscombH	91-45	W
D-1	%RutgersH	80-67	W
D-8	Middle TennesseeA	62-65	L
D-14	ETSUH	77-55	W
D-19	Loyola MarymountA	73-70	W
D-22	Indiana State (ot)1	85-87	L
D-23	San Francisco1	85-78	W
D-25	Hawaii1	81-66	W
J-4	FordhamH	95-68	W
J-9	TennesseeA	92-74	W
J-12	#10 MissouriH	64-49	W
J-15	Vanderbilt (ot)A	89-79	W
J-19	ArkansasH	76-64	W
J-24	TennesseeH	62-56	W
J-26	AuburnA	63-61	W
J-29	KentuckyH	74-87	L
F-2	#4 FloridaA	64-78	L
F-6	Mississippi StateH	93-75	W
F-9	#21 MissouriA	79-98	L
F-13	Texas A&MA	67-69	L
F-16	Georgia (ot)H	84-74	W
F-20	South CarolinaA	62-63	L
F-23	AuburnH	88-55	W
F-27	Texas A&MH	82-73	W
M-2	Mississippi StateA	67-73	L
M-5	AlabamaH	87-83	W
M-9	LSUA	81-67	W

SEC TOURNAMENT				
M-15	Missouri2	64-62	W
M-16	Vanderbilt2	64-52	W
M-17	#13 Florida2	66-63	W
NCAA TOURNAMENT				
M-22	#18 Wisconsin3	57-46	W
M-24	LaSalle3	74-76	L

Key to Neutral Sites: 1- Honolulu, Hawaii; 2- Nashville, Tenn.; 3- Kansas City, Mo.
%=SEC/Big East Challenge

2013-14

Record: 19-14, 9-9 SEC				
Head Coach: Andy Kennedy				
N-8	TroyH	69-54	W
N-16	Coastal CarolinaA	72-70	W
N-22	Mississippi Valley StateH	111-82	W
N-26	North Carolina A&TH	84-50	W
N-29	Georgia Tech1	77-67	W
N-30	Penn State1	79-76	W
D-5	%Kansas StateA	58-61	L
D-8	Oregon (ot)H	105-115	L
D-14	Middle TennesseeH	72-63	W
D-18	Louisiana-MonroeH	75-62	W
D-22	MercerH	76-79	L
D-30	Western KentuckyA	79-74	W
J-4	Dayton (ot)H	80-83	L
J-9	AuburnH	65-62	W
J-11	Mississippi StateA	72-76	L
J-15	LSU (ot)H	88-74	W
J-18	South CarolinaA	75-74	W

2014-15

Record: 21-13, 9-7 SEC				
Head Coach: Andy Kennedy				
N-14	Charleston SouthernH	66-65	L
N-17	TroyA	74-64	W
N-20	SouthernH	69-38	W
N-23	Northern ArizonaH	80-74	W
N-28	#23 Creighton1	75-68	W
N-29	Cincinnati1	66-54	W
D-4	%TCUH	54-66	L
D-7	Oregon (ot)A	79-73	W
D-13	Western KentuckyH	74-81	L
D-18	Coastal CarolinaH	71-68	W
D-22	Southeast Missouri2	82-51	W
D-30	DaytonA	74-78	L
J-3	Austin PeayH	92-63	W
J-6	#1 Kentucky (ot)A	86-89	L
J-10	South CarolinaH	65-49	W
J-14	LSUH	71-75	L
J-17	ArkansasA	82-96	W
J-20	GeorgiaA	64-69	L
J-24	FloridaH	72-71	W
J-28	Mississippi StateH	79-73	W
J-31	MissouriA	67-47	W
F-4	Texas A&MH	69-59	W
F-7	AuburnA	86-79	W
F-12	FloridaA	62-61	W
F-14	ArkansasH	70-71	L
F-19	Mississippi StateA	71-65	W
F-21	TennesseeH	59-57	W
F-25	GeorgiaH	72-76	L
F-28	LSUA	63-73	L
M-3	AlabamaA	82-74	W
M-7	VanderbiltH	77-86	L

SEC TOURNAMENT				
M-12	South Carolina3	60-58	L
NCAA TOURNAMENT				
M-17	BYU4	94-90	W
M-19	Xavier5	76-57	L

Key to Neutral Sites: 1- Destin, Fla.; 2- Southaven, Miss.; 3- Nashville, Tenn.; 4- Dayton, Ohio; 5- Jacksonville, Fla.

2015-16

Record: 20-12, 10-8 SEC				
Head Coach: Andy Kennedy				
N-13	Northwestern StateH	90-76	W
N-16	Georgia SouthernH	82-72	W
N-19	George Mason1	62-68	L
N-20	Towson1	76-60	W
N-22	Seton Hall1	63-75	L
N-25	Georgia StateH	68-59	W
N-28	BradleyA	67-54	W
D-5	MassachusettsA	74-64	W
D-12	Southeastern MissouriH	75-64	W
D-15	Louisiana TechH	99-80	W
D-18	MemphisA	85-79	W
D-22	Troy (ot)H	83-80	W
J-2	KentuckyA	61-83	L
J-7	AlabamaH	74-66	W
J-9	GeorgiaH	72-71	W
J-13	LSUA	81-90	L
J-16	FloridaH	71-80	L

2016-17

Record: 22-14, 10-8 SEC				
Head Coach: Andy Kennedy				
N-11	UT MartinH	86-83	W
N-14	UMassH	90-88	W
N-18	Oral Roberts (ot)1	95-88	W
N-20	Saint Joseph's1	81-68	W
N-21	#12 Creighton1	77-86	L
N-24	MontanaH	86-81	W
N-30	Middle TennesseeH	62-77	L
D-3	MemphisH	85-77	W
D-11	Virginia TechA	75-80	L
D-15	Murray StateH	78-73	W
D-19	BradleyH	66-49	W
D-22	South AlabamaH	92-58	W
D-29	#8 KentuckyH	76-99	L
J-3	#24 FloridaA	63-70	L
J-7	AuburnH	88-85	W
J-11	GeorgiaH	47-69	L
J-14	South CarolinaA	56-67	L
J-17	TennesseeH	80-69	W
J-21	MissouriA	75-71	W
J-25	Texas A&MH	76-80	L
J-28	% #5 BaylorH	75-78	L
J-31	Mississippi StateH	88-61	W
F-4	VanderbiltA	81-74	W
F-8	TennesseeA	66-75	L
F-11	AuburnH	90-84	W
F-14	LSUH	96-76	W
F-18	ArkansasA	80-98	L
F-21	Mississippi State (ot)A	87-82	W
F-25	MissouriH	80-77	W
M-1	AlabamaA	55-70	L
M-4	South CarolinaH	75-70	W

SEC TOURNAMENT				
M-9	Missouri2	86-74	W
M-10	Arkansas2	72-73	L
NIT Tournament				
M-14	MonmouthA	91-83	W
M-18	SyracuseA	85-80	W
M-21	Georgia TechH	66-74	L

Key to Neutral Sites: 1- U.S. Virgin Islands; 2- Nashville, Tenn.
%=SEC/Big 12 Challenge



KOBE A.D.
MAMBA MENTALITY

NIKE.COM/BASKETBALL

THE PAVILION AT OLE MISS



The centerpiece of the Forward Together campaign is the state-of-the-art \$96.5-million Pavilion at Ole Miss. On July 31, 2014, ground was broken on the 225,000-square foot arena that officially opened its doors on January 7, 2016 with the Rebel men's basketball team's victory over Alabama.

Designed by AECOM and built by BL Harbert, The Pavilion boasts a capacity of 9,500 fans and includes a number of first-class amenities, including courtside and baseline seating for students, three premium club areas for fans and more than 1,700 premium seats all within an intimate seating bowl. The men's and women's locker rooms measure almost 1,500 square feet, while the facility also houses two visiting team locker rooms, officials' locker rooms, a volleyball locker room and green room space.

Ole Miss worked with Daktronics to design, manufacture and install what was the largest center-hung video display board in college sports at the time with nearly 2,400 square feet of LED. The center-hung configuration consists of 13 video displays for a total of more than 3.6 million LEDs. It includes four main video displays, two undermount video displays, four corner displays and three 360-degree rings.

THE PAVILION AT OLE MISS FILE

CAPACITY: 9,500

OPENED: JANUARY 7, 2016

OLE MISS' OVERALL RECORD IN FACILITY: 20-8 (.714 WIN PCT. - 2 SEASONS)

(SEE PAGES 132 FOR PAVILION RECORDS)

The main entrance and north lobby of The Pavilion features the C Spire Speedzone, an interactive lounge through partnership with C Spire that also includes Steak 'n Shake, Raising Cane's, Rebel Shop by Fanatics and a ticket office. The C Spire Speedzone offers a lightning fast, 1 gigabit-per-second, fiber optic-enabled Wi-Fi network as well as social media digital displays, power port enabled charging stations and a kiosk to purchase mobile devices and accessories.

The Pavilion also includes a five-story parking garage with 800 spaces that services the entire campus community.

The placement of The Pavilion allows Ole Miss to further enhance its athletics complex - better connecting athletics to the heart of the best campus in higher education. This centralized

location creates an impressive "front door" for Rebel Athletics and a destination point not only on a gameday but every day of the week.

The Pavilion at Ole Miss is the crown jewel of the Forward Together Campaign, which surpassed its original goal of \$150 million in just more than four years and continues toward its new goal of \$200 million. Other components of the campaign includes the north end zone expansion and suite renovations at Vaught-Hemingway Stadium, renovation of the Gillom Center, FedEx Academic Support Center and Starnes Athletic Training Center, as well as other future projects.

TUOHY BASKETBALL CENTER

Ole Miss Basketball's chances of becoming a prominent program in the national hoops landscape took a big jump when Ole Miss announced plans in January 2008 to raise funds for the construction of a multi-million dollar practice facility for use by the men's and women's teams.

After two years, the sparkling new \$13 million, 51,000-square-foot facility opened in January 2010.

In November 2014, the facility was named the Tuohy Basketball Center in honor of former Rebel hoops great Sean Tuohy and his family for their contributions to Ole Miss.

"Our team is committed to succeeding at the highest level and representing Ole Miss on the national stage every March. This practice facility gives us a much-needed tool to accomplish our goals," said men's head coach Andy Kennedy.

"This facility is world class," said women's head coach Matt Insell. "Our practice facility allows us to maximize our preparation and is a testimony to how much this administration is willing to put into advancing both basketball programs here at Ole Miss."

The facility includes four distinct spaces - public, staff (coaches), team and individual practice courts for both men's and women's teams.

Spaces for the public include an attractive main rotunda/lobby to receive visitors and a multimedia/entertainment meeting room that can be used for Media Days as well as for video presentations and team functions.

The staff/coaches spaces are adjacent to the rotunda/lobby, where receptionists direct visitors to their destinations. A separate entrance for coaches is provided. Coaches' offices, a conference room, a copy



TUOHY BASKETBALL CENTER FILE

OPENED: JANUARY 2010

TOTAL COST: AROUND \$13 MILLION

SQUARE FOOTAGE: 51,000

LOCATION: CORNER OF CHUCKY MULLINS DRIVE AND HILL DRIVE

the suites. The head coaches' offices provide direct access to and view of their respective practice courts.

The team spaces are specialized with shared weight and training rooms, and separate men's and women's film rooms, including computer terminals and video access. Separate team lounges also include computer

spacious locker and dressing facilities, with a central laundry, video editing rooms, small guest viewing space of the courts, storage and equipment storage.

Individual practice courts for the men's and women's teams eliminate the scheduling conflicts that occur regularly when both teams are sharing one court for all practices and games. Practice courts for each team allow both the men and women to maximize their practice time and achieve their full potential as players. Additional space was included to provide for individual practice of three-point shooting without interrupting others practicing.

Yates Construction was awarded the contract to build the Tuohy Basketball Center on the Ole Miss campus.

"We really appreciate the commitment that Bill Yates and his company have made to Ole Miss athletics," said former Ole Miss Athletics Director Pete Boone.

The design team included Mills & Mills Architects, PC (Architect), CGM Group (Mechanical), The Power Source (Electrical), Williams Engineering (Site) and Springer Engineering (Structural).

The facility is located on the corner of Chucky Mullins Drive and Hill Drive, across from the Gillom Sports Center, and within sight of The Pavilion at Ole Miss. With its red brick and white columns matching the campus architecture, the structure is a cornerstone in the impressive complex of athletics facilities on the southwest corner of campus.



Entry Way



Practice Court



Players Lounge



Weight Room



OLE MISS ATHLETICS FACILITIES

FEDEX STUDENT-ATHLETE SUCCESS CENTER

Since May 2007, Ole Miss student-athletes have benefitted tremendously from their first-class on-campus learning environment - the FedEx Student-Athlete Success Center.

FedEx Corporation announced on April 14, 2005, a \$2.5 million gift over five years to the University of Mississippi to create such an elite academic support center for student-athletes.

The center provides state-of-the-art computer facilities and space for study halls and tutoring for men and women student-athletes, as well as additional classrooms for all students.

"FedEx has always been a strong supporter of educational initiatives at all levels," said Mike Glenn, executive vice president of marketing development and corporate communications. "This contribution to the University of Mississippi is an extension of our commitment to helping improve the academic resources available to students, and student-athletes in particular."

Glenn said FedEx and Ole Miss are committed to providing a strong academic foundation to enable students to reach their full potential.

"The FedEx Center is one of the best academic facilities in college athletics," said Athletics Director Ross Bjork. "It is the lifeblood of our student-athlete development and the chief recruiting tool for Ole Miss Athletics. Students come first in everything we do, and we cannot thank FedEx enough for their leadership and commitment."

The money was used to renovate a portion of the Starnes Athletic Center—which formerly housed football locker rooms, a weight room and training facilities—next to Vaught-Hemingway Stadium on All-American Drive. The 22,500-square-foot building now houses the Office of Student-Athlete Academic Support, including offices, conference rooms, 20 large and small group tutoring rooms, a large study area, a multi-media classroom, computer lab and 150-seat high-tech auditorium. The project was completed in May 2007 with an approximate cost of \$5 million.

In accepting the FedEx gift, university officials said the new center provides an important link in the university's goal to compete at the highest level in every aspect of its intercollegiate programs.

"American public universities are the best in the world largely because of the generosity of American corporations," said then-UM Chancellor Robert Khayat. "FedEx sets the standard for philanthropy by which others are measured. In this case, Ole Miss student-athletes are the primary beneficiaries, but all our students will benefit and, as a result, our entire state benefits."

In addition to this gift to the University, FedEx supports several endowed scholarship programs, the Whitten Chair in Law, the Lott Leadership Institute, the William Winter Institute for Racial Reconciliation and William Faulkner's historic home, Rowan Oak.



MANNING CENTER

Among the finest facilities in all of college athletics, the Olivia and Archie Manning Athletics Performance Center at Ole Miss is the crown jewel in the growing athletics compound surrounding Vaught-Hemingway Stadium.

Ole Miss named the facility in honor of the Mannings in 2013, recognizing their extraordinary contributions to the University of Mississippi.

The renovation and expansion of the Manning Center was made possible by gifts to the Forward Together Campaign. In partnership with Ole Miss Athletics, the Manning family and the family of Billy Van Devender made significant contributions to the campaign in order to honor Olivia and Archie in this special way.

Located beside the South End Zone of Vaught-Hemingway Stadium, the Rebels moved into the spectacular \$18 million multi-purpose structure in fall 2004. As part of the Forward Together campaign, a \$12.5 million renovation and expansion commenced in early 2013. The project was built in phases and completed in early 2014.

Among the upgrades are the construction of a full kitchen and dining hall that is part of the Ole Miss dining program and open to every student, faculty and staff member. The "Grill at 1810" provides a nutrition center for all Ole Miss student-athletes. The Roland and Sheryl Burns Team Meeting Room was constructed on the north end of the facility lawn between the building and the south end zone of Vaught-Hemingway Stadium. It seats approximately 200, doubling the capacity of the previous team room, and the meeting area was outfitted with state-of-the-art audio/video equipment and coaching software. Adjacent to the team room is a new head coach's office, putting all of the staff on the same level in the renovated coaching suite.

In addition to the team room, a new front door and recruiting room was added on the site of the old team room and pays tribute to the contributions of Ben Williams and James Reed, Ole Miss' first two African-American football student-athletes. The Williams-Reed Football Foyer celebrates the rich tradition of Rebel football with recruits, alumni and fans with interactive exhibits and memorable images from the program's history.

The existing weight room was expanded on the east side of the Manning Center, widening the area by 2,000 square feet. On the west side, the locker room was overhauled and enhanced to include new player lounges and renamed the Van Devender Family Foundation Locker Room. Also, the Mattingly Family Equipment Room has been renamed to honor the memory of the late Thomas J. Mattingly and his family. AECOM, CDFL and Tipton & Associates were the architects of the renovations and expansions to the Manning Center.



ATHLETICS ADMINISTRATION BUILDING

Continuing the trend of athletics facility growth that has occurred throughout this century, the University provided the Rebels' leadership with a new state-of-the-art home with the opening of the Athletics Administration Building in January 2008.

Construction began in August 2006 on the approximately \$4.5 million facility, which put all the various facets of the Ole Miss administration under one roof for the first time. Each of the major departments - business, compliance, facilities, media relations, marketing/productions and the UMAA Foundation - has its own wing with spacious offices.

Formerly the location of the John White Building and home of the university Physical Plant, the Athletics Administration Building is conveniently situated north of Vaught-Hemingway Stadium and close to other athletics facilities, providing a central location for coaches and student-athletes.

Highlighting the amenities is an advanced video production studio and control room, which operates the production in the TV studio as well as on the video boards at Vaught-Hemingway Stadium and Oxford-University Stadium. The multi-functional video area is high definition throughout.

For visitors walking through the lobby, the building is enhanced with cutting-edge graphics and images from Ole Miss history. The walls are covered with photos of great athletes, ecstatic crowds and memorable publications, while flat screen, plasma televisions are available throughout the facility.

With key personnel all under one roof, the Athletics Administration Building provides a much needed cohesiveness to the everyday operation of the University as it strives to achieve its overall goal for success in athletics.



STARNES ATHLETIC TRAINING CENTER

Every aspect of Ole Miss athletics is geared toward the success of its student-athletes. The Michael S. Starnes Athletic Training Center provides a valuable role in the development and display of that success.

The multi-purpose Starnes Center has undergone many transformations through the years. It currently houses the Ole Miss information technology staff, temporary batting cages for Ole Miss Baseball through December 2017, a sizeable memorabilia collection, and multi-purpose uses for athletic training and equipment.

Formerly the Doc Knight Field House, the Training Center stands just north of Vaught-Hemingway Stadium and within walking distance of Tad Smith Coliseum, Swayze Field and the main athletics office complex.

The training room has been used by several sports. There are four offices for the athletic training staff, room for at least 13 treatment tables, six taping stations and countless rehabilitation equipment. It also contains a wet room with a whirlpool that help make up an environment for top-notch care and injury prevention for Rebel athletes.

The facility extends to the east into a similar structure which holds a massive weight room, a lobby, a conference room and offices. Connected to the west end is the FedEx Student-Athlete Success Center, a state-of-the-art complex opened in May 2007.

Starnes, the building's benefactor, donated \$1 million toward the facility as part of an extensive \$2.5 million renovation in 1995. A 1968 Ole Miss graduate, Starnes is president of Tennessee California Express, Inc., a transportation company.

Much of the history and the many accolades of Rebel athletics are displayed in two rooms on the second floor of the Starnes Center that make up Hollingsworth-Manning Hall.

The larger room is divided into four zones, with the North Wing reserved to honor the nine Ole Miss Rebels in the College Football Hall of Fame. The East Wing spotlights the 46 Ole Miss first-team All-Americans as well as Hall of Fame Coach John Vaught and the legacy of Chucky Mullins. The West Wing is reserved for baseball, track, tennis and golf All-Americans as well as Bruiser Kinard, the only player in Ole Miss history inducted into both the College and Professional Football Hall of Fame. The South Zone honors Ole Miss All-Americans in men's and women's basketball as well as C. M. "Tad" Smith, who played and coached at Ole Miss and also served as Athletics Director.

The smaller room of Hollingsworth-Manning Hall is devoted entirely to an impressive memorabilia collection from the family of Ole Miss legend Archie Manning, which includes items of all three sons, Cooper, Peyton and Eli. The focal points of the exhibit are Super Bowl MVP photos of both Peyton and Eli hoisting the Lombardi Trophy.

Dr. Jerry Hollingsworth, an Ole Miss alumnus and general practitioner in Ft. Walton Beach, Florida, joined forces with former Rebel quarterback Archie Manning to establish the recruitment/memorabilia center. It is faithfully maintained and updated by Langston Rogers, Special Assistant to the Athletics Director for History.



OLE MISS ATHLETICS FACILITIES

VAUGHT-HEMINGWAY STADIUM




A renovated Vaught-Hemingway Stadium opened in 2016 with a new capacity of 64,038. It features a new student section in the north end zone, 30 new luxury suites and 770 club level seats in the south end zone is being renovated and refurbished west suites.

OXFORD-UNIVERSITY STADIUM/SWAYZE FIELD



Ole Miss boasts one of the nation's premier college baseball venues. Mike Bianco's Ole Miss Rebels have annually ranked among the top five in college baseball attendance, while hosting seven NCAA Regionals and three Super Regionals.

OLE MISS TRACK & FIELD COMPLEX



Sparkling \$7.2 million renovation with top-of-the-line Beynon Sports Surface completed in September 2016.

OLE MISS SOFTBALL COMPLEX



Ole Miss' impressive softball field and hitting facility played host to the 2011 SEC Softball Tournament.

MANNING CENTER



Opened in 2004, the facility was renamed in 2014 the Olivia and Archie Manning Athletics Performance Center.

GILLOM CENTER




A massive 2017 renovation makes this women's sports complex, including new volleyball court, an elite training facility.

OLE MISS SOCCER STADIUM



Known for its immaculately kept pitch, Ole Miss soccer boasts a beautiful facility adjacent to the Gillom Center.

PALMER-SALLOUM TENNIS CENTER



Dramatic enhancements were made in 2012 to what was already one of the nation's top tennis facilities.

OLE MISS GOLF COURSE



The Rebel golf teams enjoy a recently renovated short-game facility adjacent to the Whitten Golf Center.

PATRICIA C. LAMAR CENTER



The Patricia C. Lamar National Guard Readiness Center is easily one of the top college rifle facilities in the nation.

ATHLETICS ADMINISTRATION BUILDING



Opened in 2008, this luxurious facility is home to most of the major departments within athletics administration.



HEALTH AND SPORTS PERFORMANCE

Under the leadership of athletics director Ross Bjork, Ole Miss launched the unique and comprehensive Health and Sports Performance program in July 2012, which takes a holistic approach to providing optimal health care for the demands of elite student-athletes. Through a complete collaboration between all services provided in the Health and Sports Performance model, Ole Miss is ensured not only healthy student-athletes, but ones that can achieve peak performance. These services include strength and conditioning, athletic training, team physicians, physical therapy, massage therapy, sports psychologist and sports nutrition.

“Our team of Health and Sports Performance professionals strive to provide quality health and sports performance services based on the latest in health and strength training research,” said Shannon Singletary, Senior Associate A.D. for Health and Sports Performance. “By doing this we hope to not only provide our student-athletes with a better chance of winning on the field but also give them an opportunity to lead a healthy lifestyle.”

Ole Miss Health and Sports Performance has strong working relationships with student health services, local physicians and Baptist Memorial Hospital-North Mississippi, which is located just miles from the Oxford campus. The department also taps into its own University of Mississippi Medical Center in Jackson for world-class treatment from multiple specialties including orthopedics, neurology and cardiology.

The Rebels enjoy a partnership with a team of orthopedic surgeons that includes: Daniel Boyd, M.D.; Kure Luber, M.D. and Cooper Terry, M.D., from Oxford Orthopedic and Sports Medicine, as well as William Geissler, M.D. and Bob McGuire, M.D., from the University of Mississippi Medical Center.

Jeff Dennis, M.D., also provides primary care services as a part of the Internal Medicine Associates of Oxford.

Ole Miss’ athletic trainers begin treatment and rehabilitation as early as 6 a.m. and are available until the last student-athlete is finished with practice or competition. There are currently six athletic training facilities on campus with the two main athletic training rooms located in the Starnes Athletic Training Center and the Manning Center. In addition, there are four satellite athletic training rooms located in Tad Smith Coliseum, Tuohy Basketball Center, Gillom Sports Center and Oxford-University Stadium/Swayze Field.



Andrew Beyke
Asst. Athletic Trainer

The main athletic training rooms are stocked with equipment such as digital x-ray systems, stationary bikes, laser therapy equipment, therapeutic modalities, underwater treadmills and Biodex testing equipment. Each component is strategically designed to not only give the student-athletes the best care but also aid in returning them to competition as quickly and safely as possible.



REBEL STRENGTH AND CONDITIONING

MISSION:

The mission of the Ole Miss strength and conditioning program is to develop the specific physical and mental abilities as well as the lifestyle habits of our student athletes that will allow them to achieve the highest attainable levels of success.

We will demand discipline, relentlessness and intelligent effort while we work toward improving each athlete’s skill level. We will cultivate a high-energy, up-tempo environment where enthusiasm and competition will flourish. We will attack this mission with a scientifically supported, comprehensive approach and specific considerations of the metabolic demands and injury risks of our sport. Training must prepare the athlete for the specific competitive stress load of their sport.

Top priority is to develop improved coordination during the execution of speed, power and strength movements. We will seek to develop each athlete’s individual ideal movement patterns, while maximally developing their strength, power, speed and agility. Everything we do in training is done to help the athletes more efficiently execute the movement requirements of their sport.

The environment in the weight room must be one of high effort, intensity and excitement. An attitude will be established through training that will carry over onto the playing field. Discipline, hard work and vigor will become permanent traits of the athletes.

There are no greater facilities at which to train athletes than at Ole Miss. With the opening of the basketball practice facility in January 2010, the Rebels’ hoops teams now have first-class weight training facilities all to their own, with equipment tailored specifically to meet the

needs of elite college basketball athletes - free weights, strength and cardiovascular machines and a fully-stocked nutrition counter. Additionally, the teams still have access to the 10,000-square-foot weight room at the majestic Manning Center.

With the Tuohy Basketball Center’s oversized practice court and the Manning Center’s full-sized indoor practice field, the Rebels’ extensive workouts touch on every area of fitness and conditioning and prepare their bodies fully for intense SEC battles.

Assistant strength coach Matt Turner is in his seventh season working with the men’s basketball team after arriving in Oxford from Alabama State in the summer of 2008. Turner has also worked at the Division I level with Eastern Illinois, Arkansas and Arkansas State, from where he graduated in 1999.



Matt Turner
Asst. Strength & Conditioning Coach



OLE MISS ATHLETICS

VISION

The Department of Intercollegiate Athletics at The University of Mississippi will strive to be the number one academic and athletics program through the strong emphasis of core values and the opportunity to experience athletic pursuits at the highest level.

PURPOSE

The ultimate purpose of the Ole Miss Department of Intercollegiate Athletics is to develop students to their fullest potential through athletics.

CORE VALUES

- Academic Excellence
- Integrity
- Social Responsibility
- Student-Athlete Welfare
- University Integration
- Community Engagement
- Competitive Excellence

STUDENT-ATHLETE DEVELOPMENT - ACADEMIC

Ole Miss student-athletes not only have the opportunity to play in one of the best conferences in the nation, they also attend a university that is world-renowned for its academics.

Led by Senior Associate Athletics Director Derek Cowherd, the Office of Student-Athlete Development is committed to helping all Ole Miss student-athletes achieve academic success. Cowherd is assisted by two associate directors, three assistant directors, five full-time academic counselors, four learning specialists, two academic interns, a graduate assistant and numerous tutors and academic mentors.

The mission of the FedEx Student-Athlete Success Center is to promote academic excellence and provide quality developmental and need-based programs to help student-athletes become independent and self-reliant learners. In an environment that promotes student development, the staff provides programming and support for all student-athletes from the time they arrive on campus through graduation and beyond. The staff provides resources, experience and knowledge empowering each student-athlete to reach his/her academic, career and personal potential. The FedEx staff pursues this mission by promoting academic success with integrity, strict adherence to university, SEC and NCAA rules, and a dedication to excellence.

Ole Miss has a long history of academic success among its basketball players, which includes three Academic All-Americans and 82 selections to the Southeastern Conference Academic Honor Roll. Last year, three Rebels were named to the SEC First-Year Academic Honor Roll, including Lane Below and Dominik Olejniczak.

Among all sports, Ole Miss had 207 student-athletes named to the SEC Academic Honor Rolls in 2016-17 and earned its third consecutive 3.00+ cumulative GPA in recorded history after Intercession. With Ole Miss athletics taking its place among the best in the nation, the FedEx Student-Athlete Success Center staff hopes that the Rebel graduates of today have a great impact in the future of tomorrow.



Drew Clinton
Associate Director
Academic Counseling
(Men's Hoops)



STUDENT-ATHLETE DEVELOPMENT - LIFE SKILLS

Student-Athlete Development - Life Skills is a well-rounded program to challenge our student-athletes to be lifelong learners while pursuing continuous improvement academically, relationally, socially, personally, and professionally during and beyond their careers as student-athletes.



Jennifer Saxon
Assistant AD/Student-
Athlete Development



Jessica Rizzi
Coordinator for
Student-Athlete
Development

Under the direction of Assistant Athletics Director for Student-Athlete Development Jennifer Saxon and coordinator Jessica Rizzi, the program consists of these five vital components:

- **The Commitment to Academic Excellence** is promoted through a full range of services that include orientation, advising, tutoring, academic skills training and the recognition of academic excellence.

- **The Commitment to Athletic Excellence** is developed by the department's 10 women's and eight men's intercollegiate sports teams. The sponsorship is based on equity and compliance to all University, NCAA and Southeastern Conference rules and regulations.
- **The Commitment to Career Development** is a joint effort of the Ole Miss Athletics Department and Career Center. The goal is to prepare student-athletes for their transition out of sports and into the career development process. Career development components of the program include special workshops and programs for student-athletes and a senior resume brochure.
- **The Commitment to Academic Excellence** is promoted through life skills and personal development seminars and sponsorship of the Student-Athlete Advisory Committee.
- **The Commitment to Service** is promoted - in conjunction with the University Counseling Center - through many community service projects throughout the year. Ole Miss student-athletes are very involved in the community as the community service program continues to grow.

NCAA COMPLIANCE

BOOSTER

A representative of the institution's athletics interests (booster) is an individual, independent agency, corporate entity or other organization who is known to have been involved in promoting the institution's athletics programs, made financial contributions to the athletics department or booster organizations or provided benefits to enrolled student-athletes and/or their families. For example, you are a booster if you have donated to the Courtside Club, purchased season tickets or employed a student-athlete.

EXTRA BENEFIT?

An extra benefit is any special arrangement by an institutional employee or a booster to provide a student-athlete (or their family) a benefit that is not generally available to other University students or is not expressly authorized by the NCAA. Examples of extra benefits include tickets to sporting events/concerts, reduced cost housing, meals, discounts on services, use of a car, etc. Extra benefits will jeopardize a student-athlete's eligibility.

WHO IS A PROSPECT?

A prospect is a student who has started classes for the ninth grade or above (seventh grade for men's basketball), is attending prep school or junior college or who has withdrawn from a four-year college and plans to transfer. A prospect remains a prospect until they enroll and attend classes for a regular term (i.e. not summer) at the University. This means a prospect remains a prospect even after verbally committing or signing a National Letter of Intent.

WHAT IS INSTITUTIONAL CONTROL?

Institutional control of athletics is a fundamental requirement of NCAA legislation. A University is required to educate boosters on NCAA rules and regulations and monitor the athletics program for adherence to those rules. The University is responsible for the actions of its alumni, boosters and fans. If you have any questions or concerns please contact our office at 662-915-1594.

For current NCAA news and rules follow us on Twitter @RebelCompliance or visit the Compliance web page at www.olemissports.com.



DR. JEFFREY S. VITTER | CHANCELLOR



Jeffrey S. Vitter is the 17th chancellor of the University of Mississippi, as well as Distinguished Professor of Computer and Information Science. He is a renowned computer scientist, a passionate advocate for higher education, and an avid reader.

His 37 years' experience at noted universities Brown, Duke, Purdue, Texas A&M, and Kansas culminated in his "dream job" when he became chancellor of Mississippi's flagship university in January 2016. Since then, the University of Mississippi has attained the Carnegie R1 highest research activity designation, placing the school in the top 2.5% of the nation's colleges and universities. It is the state's largest and top-ranked university and has set records for student admissions, credentials, and retention.

Fueled by his belief in the power of higher education to transform lives, communities, and the world, Dr. Vitter has charted the university's momentum to

achieve ever greater heights. Ole Miss continues its long legacy of leadership in academic excellence with a \$1 billion building program including a state-of-the-art STEM building, creation of superlative networks of faculty called Flagship Constellations, major community partnerships, and greater capacity and reach of the University of Mississippi Medical Center.

In addition, Dr. Vitter relishes his role as the voice of the university. Since arriving at Ole Miss, he has greatly expanded communication and connectivity via town halls, informational blogs, and robust use of social media. He and his wife Sharon are often seen around campus, in the Grove, at athletic events, and on restaurant stools throughout Mississippi, getting to know people the old fashioned way.

Dr. Vitter's research expertise deals with big data and data science, especially the algorithmic aspects of processing, compressing, and communicating massive amounts of information. He has been elected a Fellow of the Guggenheim Foundation, the American Association for the Advancement of Science, the Association for Computing Machinery, and the Institute of Electrical

and Electronics Engineers.

He is a National Science Foundation Presidential Young Investigator, a Fulbright Scholar, and an IBM Faculty Development Awardee.

A native of New Orleans, Vitter graduated in mathematics with highest honors from the University of Notre Dame in 1977 and earned a Ph.D. under Don Knuth in computer science at Stanford University in 1980. He also holds an MBA in 2002 from Duke University.

Dr. Vitter's wife Sharon is a native Kansan and a pharmacy alumna of KU. Their three children Jillian, Scott, and Audrey were born in Providence, RI and are Notre Dame alumni. Jillian received her medical degree from Georgetown University and is a practicing anesthesiologist. Scott, a former U.S. Army Ranger and captain, is a PhD student in mechanical engineering at the University of Texas at Austin. Audrey is on the G.E. Corporate Audit Staff in Zurich, Switzerland. The Vitters are enthusiastic about the arts and genealogy and are huge sports fans.

ATHLETICS COMMITTEE



Dr. Ron Rychlak
Chairman



Michael Barnett
Faculty Senate Representative



Dr. David W. Case
Committee Secretary



Andrew Kilpatrick
Alumni Representative



T. Michael Glenn
Alumni Representative



Dr. Laurel Lambert
University Faculty



Bobby Bailless
Alumni Association President-Elect



Todd Sandroni
M-Club Representative



Hal Moore, Jr.
Alumni Association President



Dr. Brice Noonan
Faculty Senate Representative



Deano Orr
Alumni Representative



Dion Kevin
Associated Student Body President



Dr. Jason Ritchie
University Faculty



Dr. William Sumral
Faculty Senate Representative



Sovent Taylor
University Staff



Lee Tyner
University Attorney



LouAnn Woodward, M.D.
Medical Center Faculty



Dr. Ethel Young-Scurlock
University Faculty

PAST ATHLETICS COMMITTEE CHAIRMEN



Judge William Hemingway
1920s-37



Dr. T.A. Bickerstaff
1937-72



Dr. Richard Keye
1972-77



Dr. Parham Williams
1978-83



Dr. Max Williams
1983-97



Dr. Robert Weems
1997-2007

ROSS BJORK | VICE CHANCELLOR FOR INTERCOLLEGIATE ATHLETICS



Ross Bjork and his wife, Sonya, have two boys: Payton (11) and Paxton (7). Bjork was announced on March 21, 2012 as the seventh full-time Director of Athletics at Ole Miss and, at the time, was the youngest AD among power five conference institutions. In October 2016, he was named the university's first Vice Chancellor for Intercollegiate Athletics. His five-year plus tenure with the Rebels has produced a new spirit surrounding Ole Miss Athletics.

Bjork's desire to provide student-athletes with the best opportunity to succeed has resulted in the retention and growth of head coaches Andy Kennedy (men's basketball), Mike Bianco (baseball), Mark Beyers (women's tennis) and Matt Mott (soccer), and a roster of eight new head coaches including Matt Insell (women's basketball), Steven McRoberts (volleyball), Mike Smith (softball), Chris Malloy (men's golf), Kory Henkes (women's golf), Connie Price-Smith (track and field/XC) and Marsha Beasley (rifle), while promoting Toby Hansson, one of college tennis' best assistant coaches, to head men's coach.

Bjork reorganized the external relations structure of the department, headlined by a new partnership with multi-media rightsholder, IMG Properties, and the rebranding of the Ole Miss Athletics Foundation. He also created the unit for Health and Sports Performance, which combined sports medicine, strength and conditioning, nutrition and counseling services and added a local orthopedic sports medicine component that provides primary sports medicine care for all student-athletes. In addition, he appointed executive level administrators for academic support, finance and facilities/game operations.

Bjork's vision in facilities has transformed the athletics footprint on campus. The basketball programs moved into the nation's finest new arena in January 2016 with the opening of the \$94.5 million Pavilion at Ole Miss. More than \$65 million was infused into Vaught-Hemingway Stadium including a new north end zone, new field club, new and renovated suites, natural grass playing surface, new sound system, new lights, new entry plazas, and three new video boards. All of these enhancements improved on what was already one of the best gameday experiences in college football while increasing capacity by approximately 4,000. A development plan for the Manning Center saw the facility renamed to honor Olivia and Archie Manning while undergoing a \$12.5 million renovation and expansion. A \$13 million overhaul of the Gillom Center will be completed for the 2017 season, while construction of a new indoor tennis facility and baseball performance center are underway, among other future projects.

Ole Miss has enjoyed unprecedented support under Bjork. Football season attendance records have been shattered each of the last five seasons, while season ticket sales are nearing a fifth straight sellout. Baseball finished second in the nation in attendance

in 2017, extending a streak of 12 straight seasons in the top five, while softball also experienced a record-breaking year for attendance in 2017. The athletics budget has risen from \$57 to \$113 million in just five years, and the Athletics Foundation established a record year for donations with \$45.6 million in cash contributions in 2015-16. As of January 2017, the Forward Together capital campaign has risen from \$62 to \$172 million in cash and pledges toward its increased goal of \$200 million.

Bjork's leadership has translated to tremendous success in the competitive arena. The Rebels achieved their highest Director's Cup finish in their history in 2016-17 at 39th among Division I institutions. In 2015-16, Ole Miss was the nation's only school to win nine regular-season football games, 20 regular-season men's basketball games and 40 regular-season baseball games, while the 2014-15 campaign saw the Rebels as one of only two to make a "New Year's Six" bowl and the NCAA Tournament in men's hoops and baseball. Under Bjork's watch, the football team was one of just five to make the "New Year's Six" in each of the first two years of the playoff.

Other highlights include the first College World Series appearance in 42 years, as the baseball team reached the final four in Omaha and captured the SEC Western Division title in 2014. After a 10-year absence, men's basketball has advanced in the NCAA Tournament twice in the last five seasons, including 2013 when it claimed the SEC Tournament Championship. Softball claimed its first SEC Tournament title in the spring and made its second straight trip to the Big Dance after missing postseason each of its first 19 years of existence. Baseball, men's hoops and softball are among Rebel programs to earn NCAA berths under Bjork's watch, along with soccer (Sweet 16 in 2015), men's tennis, women's tennis, men's golf, women's golf, men's track and women's track.

Bjork's reign has featured six national championships, including the first gold medalist with Braden Thornberry in 2017. Sam Kendrick took home the pole vault title at both the 2013 and 2014 NCAA Outdoor Track and Field Championships, Raven Saunders won the 2016 outdoor and 2017 indoor crowns in the shot put, and the men's indoor distance medley relay won a national title in 2017. The 2013 SEC West champion men's tennis team also vied for a national title, as the doubles team of Nic Scholtz and Jonas Lutjen advanced to the final four while the team finished top-10 in the polls. The men's track and field program has reached new heights, finishing fourth in the nation in cross country in 2016 and eighth at the outdoor championships in 2013.

Off the field, Bjork established the goal of a cumulative 3.0 GPA among the student-athlete population when he arrived, and the Rebels achieved that for the first time in program history in 2015-16 and have since maintained the 3.0 mark. In the community, student-athletes are participating in more than 50 service projects per year, and baseball student-athlete Brady Bramlett has served as Vice-Chair of the NCAA Division Student-Athlete Advisory Committee. Throughout his career, Bjork has placed a great importance on diversity, and in 2013, the athletics department partnered with

the William Winter Institute for Racial Reconciliation to launch a community engagement week, which has become an annual event.

Bjork has taken a leadership role in the Oxford/University community since his arrival. He is a member of the chancellor's leadership team and has served on numerous committees, including the search for a new chancellor and the naming of Chucky Mullins Drive. Bjork has traveled the region each spring speaking to alumni clubs on the Rebel Road Trip and visited more than 20,000 fans in the first six years of the caravan. His commitment to the fanbase has also shown through gameday surveys and annual improvements to help maintain Ole Miss as the premier "bucket list" experience in college sports.

Bjork arrived in Oxford after a stint as Director of Athletics at Western Kentucky University, where he quickly established an atmosphere of success. After Bjork made a midseason coaching change, the Hilltopper men's basketball team went on to capture the 2012 Sun Belt Conference Tournament title and advanced to the second round of the NCAA Tournament. Women's Volleyball won the conference regular season and tournament in 2011 and reached the NCAA tournament each of his last two years, while men's and women's cross country each won conference team titles in 2011. WKU's football program posted the greatest one-season improvement in conference wins in the history of the Sun Belt in posting a 7-1 league mark and second-place conference finish. WKU football also signed the conference's top recruiting class each of his last two seasons.

During his tenure, each of WKU's men's and women's athletic teams exceeded the NCAA required 925 Academic Progress Report Rate (APR), and WKU had more individuals honored for their academic achievements by the Sun Belt Conference than any other institution in 2011-12. For the first time in program history, the overall cumulative average GPA was over 3.0 for all 391 student-athletes and 228 maintained a cumulative GPA of 3.0 or higher. Ten of the university's 15 athletic programs posted a cumulative team GPA of 3.0 or better.

The youngest athletics director of the 120 NCAA FBS programs when hired at WKU, Bjork has an extensive career in intercollegiate athletics with more than two decades of experience as an administrator and student-athlete, having worked on the senior staffs at UCLA, the University of Miami and the University of Missouri. He began his administrative career at WKU as an Assistant Development Coordinator in 1996-97.

Bjork, 45, is a native of Dodge City, Kan., and received his bachelor's degree in recreation administration from Emporia State University in 1995 where he was a two-year starter at fullback. Bjork was honored by Emporia State with the 2017 distinguished alumni award. He earned a master's degree in athletic administration from Western Illinois University in December 1996. Bjork has quickly established a leadership role in the SEC by serving as Chair of the awards committee and representing the SEC on NCAA men's basketball oversight committee and the NCAA transfer working group.

ATHLETICS LEADERSHIP



Lynnette Johnson
Executive Associate AD/
SWA



Matt Ball
Senior Associate AD
for Compliance



Keith Carter
Senior Associate AD
for Development/
Executive Director
Athletics Foundation



Derek Cowherd
Senior Associate AD
for Student-Athlete
Development



Shannon Singletary
Senior Associate AD
for Health and
Sports Performance



Joe Swingle
Senior Associate AD
for Facilities and
Game Operations



Michael Thompson
Senior Associate AD
for Communications
and Marketing



Kyle Campbell
Associate AD
for Communications



Micah Ginn
Associate AD
for Sports Productions
and Creative Services



Matt Mossberg
Associate AD
for Development



Dan O'Dowd
Associate AD
for Development



Julie Owen
Associate AD
for Compliance



Wesley Owen
Associate AD
for Ticket
Operations



Angela Robinson
Associate AD
for Financial
Operations



Jim Hanauer
Assistant AD for
Digital Strategy and
Analytics



Jason List
Assistant AD
for Marketing



Jennifer Saxon
Assistant AD
for Student-Athlete
Development



Andy Williams
Assistant AD
for Finance



QUICK FACTS

UNIVERSITY INFORMATION

Name	University of Mississippi (Ole Miss)
Location	Oxford, Miss.
Founded	November 6, 1848
Enrollment	23,780
Nickname	Rebels
Colors	Cardinal Red & Navy Blue
Mascot	Rebel
National Affiliation	NCAA Division I
Conference	Southeastern (SEC)
Chancellor	Dr. Jeffrey S. Vitter (Notre Dame, 1977)
Athletics Director	Ross Bjork (Emporia State, 1995)
NCAA Faculty Representative and Chairman of the Athletic Committee	Dr. Ron Rychlak
Athletics Department Number	662.915.7241
Athletics Ticket Office Number	662.915.7167
University Web Address	www.olemiss.edu
Athletics Web Address	www.olemisssports.com
Athletics Gameday Web Address	www.olemisshoops.com
Athletics Facebook Page	www.facebook.com/olemisssports
Athletics Twitter Page	@OleMissSports
Ole Miss MBB Facebook Page	www.facebook.com/olemissmbb
Ole Miss MBB Twitter Page	@OleMissMBB

BASKETBALL STAFF/INFORMATION

Head Coach	Andy Kennedy
Alma Mater	UAB, 1991
Record at Ole Miss/Years	.234-140 (.626 win pct.)/11 years
Overall Record/Years	.255-153 (.625 win pct.)/12 years
Assistant Coaches (Alma Mater)	Todd Abernethy (Ole Miss, 2007) Rahim Lockhart (Ole Miss, 2001) Tony Madlock (Memphis, 1991)
Coordinator of Basketball Operations	James Hark (Dayton, 2011)
Coordinator of Video Services	Nathan Dye (Ole Miss, 2012)
Strength & Conditioning Coach	Matt Turner (Arkansas State, 1999)
Athletic Trainer	Andrew Beyke
Senior Staff Assistant	Kara Hobson
Office Phone	662.915.7534
Home Arena	The Pavilion at Ole Miss
Capacity	9,500
Arena Manager	Brendan Dwyer
2016-17 Record	22-14
Southeastern Conference Record/Finish	10-8/t-5th
Postseason	NIT Quarterfinals
Letterwinners Returning/Lost	7/5
Starters Returning/Lost	4/1
Newcomers (includes redshirts and transfers)	8

BASKETBALL HISTORY

Seasons	107
All-Time Record	1281-1282
NCAA Tournament Appearances	8
NCAA Tournament Record	5-8
Last NCAA Tournament Appearance	2014-15, Round of 64
NIT Appearances	12
NIT Record	15-12
Last NIT Appearances	2016-17, Quarterfinals
SEC Championships (Regular Season, Tournament, Division)	0/2/5
Last SEC Championship	2012-13, Tournament
All-Americans	14

ATHLETICS COMMUNICATIONS

Associate AD/Communications	Kyle Campbell
Communications Specialist/Men's Basketball Contact	Adam Kuffner
Office Phone	662.915.7031
Cell Phone	662.816.0497
E-mail	kuffner@olemiss.edu
Communications Specialist	Brandon Lee
Communications Specialist	Kim Ling
Communications Specialist	Mitch Praxl
Communications Specialist	Brad Sheffield
Communications Specialist	Tyler Wooten
Communications Assistant	Jackie Servais
Communications Assistant	Alex Sims
Communications Assistant	Tenisha Bogan
Communications Assistant	Davis McCool
Communications Assistant	Alex Sims
Digital Media Reporter	Brian Scott Rippee
Senior Staff Assistant	Ashley Mangrum
Main Office Phone	662.915.7522
Fax	662.915.7006
Mailing Address	908 All-American Drive University, MS 38677
Press Row	662.236.1931

SOUTHEASTERN CONFERENCE

Commissioner	Greg Sankey
Associate Commissioner/Men's Basketball	Dan Leibovitz
Associate Commissioner/Communications	Herb Vincent
Director of Media Relations/Men's Basketball Contact	Craig Pinkerton
Mailing Address	2201 Arrington Blvd. Birmingham, AL 35203-1103
Switchboard Number	205.458.3000
Media Relations Phone	205.458.3010
Media Relations Fax	205.458.3030
Web Address	www.secsports.com

ATHLETICS COMMUNICATIONS STAFF



Kyle Campbell
Associate AD/
Communications



Adam Kuffner
Communications
Specialist



Brandon Lee
Communications
Specialist



Kim Ling
Communications
Specialist



Mitch Praxl
Communications
Specialist



Brad Sheffield
Communications
Specialist



Tyler Wooten
Communications
Specialist



Ashley Mangrum
Senior
Staff Assistant



MEDIA SERVICES AND GUIDELINES

The University of Mississippi appreciates your interest in the Ole Miss basketball program. The Athletics Communications Office wants to serve the media members in the best way possible, and hopes the following guidelines are helpful to the media covering the Rebels during the 2017-18 season. The Athletics Communications staff looks forward to working with the media during the season. Please call the office if there are any questions or needs.

CREDENTIALS

Please contact the Communications Office for game credentials. Requests for credentials should be emailed to kuffner@olemiss.edu and will be limited to working members of the media. Credentials will be held at the will-call table located at the media entrance on the southwest corner of The Pavilion at Ole Miss.

Priority will be given to media representatives that cover Ole Miss Basketball on a regular basis. Credentials are non-transferable. Unauthorized use is strictly prohibited.

INTERVIEW POLICY

All interview requests — coaches and players — **MUST** be coordinated through the Communications Office. During the week, head coach Andy Kennedy and players will generally be available for interview before practice on Mondays, unless arranged otherwise. Please email or text your player requests to Adam Kuffner by 5 p.m. of the day prior to interviews. There will be no gameday player interviews until after the game.

All interview sessions (non-gameday) will take place in the media room of the Tuohy Basketball Center. Only postgame interviews will take place in The Pavilion, unless otherwise notified.

PRACTICE POLICY

Ole Miss basketball practices and walk-thrus are closed to the public and the media.

WEEKLY TELECONFERENCE

The Southeastern Conference conducts a weekly Monday morning teleconference with all 14 men's basketball head coaches beginning in January and running through the end of the season. Contact the SEC Media Relations office or the Ole Miss Athletics Communications office for dates and times.

ATHLETICS COMMUNICATIONS

Basketball Contact Adam Kuffner
 Phone 662.915.7031
 Email kuffner@olemiss.edu
 Fax 662.915.7006
 Cell/Home 662.816.0497
 Address 908 All-American Drive
 University, MS 38677

POSTGAME INTERVIEWS

Both team locker rooms are **CLOSED** to the media following the game, by facility policy. Visiting coach and player interviews will address the media in the media workroom following a cooling off period approximately 10 minutes after the game. Ole Miss head coach Andy Kennedy and selected Ole Miss players will address the media following the visiting team.

WORKING PRESS AREAS

The media workroom offers media a place to gather materials provided by the Athletics Communications staff, write and submit stories, transmit photographs and participate in post-game press conferences. The workroom is located in the southwest corner of the floor level through the visiting team tunnel.

PARKING

Media parking is located in the garage or at the Ole Miss Track Complex (see map next page). Media members should request parking in advance. Media members that attend practices, press conferences and other on-campus events during the week should make arrangements with campus parking by visiting olemiss.edu/parking/media.html.

PHOTOGRAPHERS

Photographers will be given floor passes and are expected to honor all sideline and baseline access areas. The respective bench areas, behind the bench areas and courtside in front of the scorer's table, are **OFF LIMITS** to all photographers. Strobe or flash photography is permitted only with permission from the Ole Miss Athletics Communications Office. Strobes must be mounted away from the court area.

REBEL ROAD HEADQUARTERS

Trip #1 Las Vegas, NV | Nov. 18-22
 MGM Grand
 Phone: 877.880.0880

Trip #2 Murfreesboro, TN | Dec. 8-9
 Embassy Suites
 Phone: 615.890.4464

Trip #3 Athens, GA | Jan. 2-3
 Hotel Indigo
 Phone: 706.546.0430

Trip #4 Auburn, AL | Jan. 8-9
 The Hotel at Auburn
 Phone: 334.321.3180

Trip #5 College Station, TX | Jan. 13-14
 Hilton
 Phone: 979.693.7500

Trip #6 Fayetteville, AR | Jan. 19-20
 Chancellor Hotel
 Phone: 479.442.1504

Trip #7 Austin, TX | Jan. 26-27
 JW Marriott
 Phone: 512.474.4777

Trip #8 Knoxville, TN | Feb. 2-3
 Knoxville Crown Plaza
 Phone: 865.637.1234

Trip #9 Baton Rouge, LA | Feb. 9-10
 Renaissance
 Phone: 225.215.7000

Trip #10 Columbia, MO | Feb. 19-20
 The Broadway DoubleTree
 Phone: 573.875.7000

Trip #11 Lexington, KY | Feb. 27-28
 Hilton Lexington/Downtown
 Phone: 859.231.9000

Trip #12 SEC Tournament | Mar. 7-11
 St. Louis Union Station Hotel
 Phone: 314.231.1234

TYPICAL CONFERENCE GAME WEEK MEDIA SCHEDULE

SUNDAY	MONDAY	TUESDAY	WEDNESDAY	THURSDAY	FRIDAY	SATURDAY
<ul style="list-style-type: none"> Practice closed No Interviews Player interview requests for Monday due by 5 p.m. 	<ul style="list-style-type: none"> Practice closed Coach Kennedy available on SEC Teleconference at 11:10 a.m. CT Coach Kennedy and selected players available before practice typically 1:30-2:30 p.m. CT 	<ul style="list-style-type: none"> Practice closed No Interviews 	<ul style="list-style-type: none"> Gameday Coach Kennedy and selected players available after game 	<ul style="list-style-type: none"> Practice closed No Interviews 	<ul style="list-style-type: none"> Practice closed No Interviews 	<ul style="list-style-type: none"> Gameday Coach Kennedy and selected players available after game



MEDIA SERVICES AND GUIDELINES

RADIO

Please contact the Athletics Communications Office for credentials and seating assignments. The visiting radio location is behind the scorer's table near the visitor's bench. Space for a crew of four is allowed for each broadcasting medium. As required by the SEC, Ole Miss provides two phone lines for visiting radio.

INTERNET ACCESS

The press area is equipped with secured wireless internet access for use by the media for sending stories and photographs. A limited number of ethernet lines are available in the media workroom.

MEDIA SERVICES

Complete pregame notes with team and individual statistics are available in the media workroom. During and after the game, Communications personnel will provide halftime box scores, final box scores and complete final statistics. Pregame food service will typically be available approximately 90 minutes prior to tipoff.

AUDIO/VIDEO

Ole Miss offers free FTP downloads of game highlights and interviews with coaches and players for television stations to use during regularly scheduled news/sportscasts. To access the Ole Miss FTP site, please contact Seth Austin at 662-915-2954 or saustin@ole-miss.edu.

Press conferences, media opportunities, practices and any form of competition may not be broadcast live without prior consent of the athletics department. Content attained via FTP should be credited to Ole Miss Sports Productions.

PRIMARY MEDIA OUTLETS

OXFORD

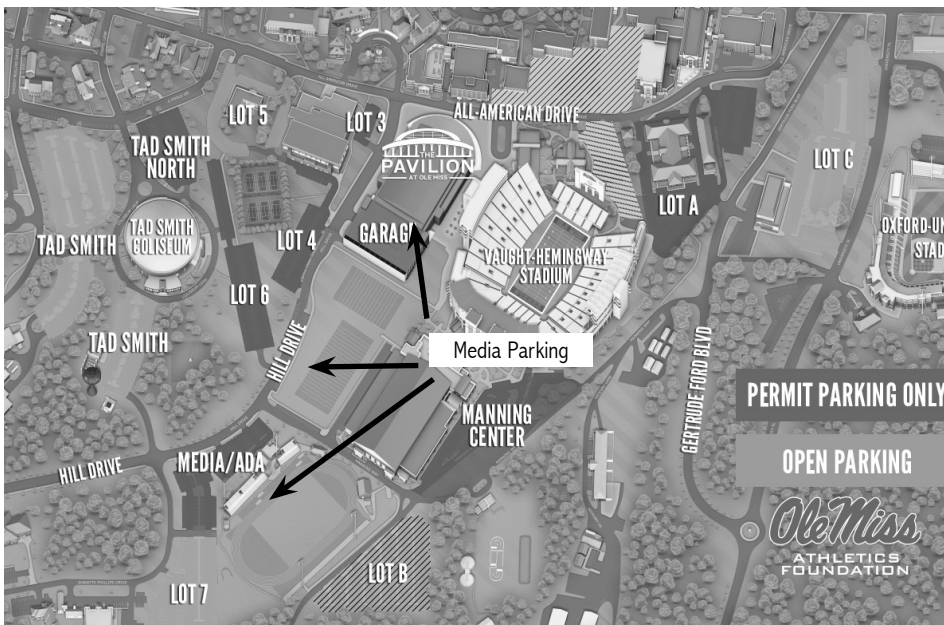
Oxford Eagle.....	662-234-4331
Daily Mississippian (campus)	662-915-5503
Oxford Citizen	662-380-5409
Ole Miss Spirit.....	662-236-2667
RebelGrove.com/Rivals.com	662-238-7762
HottyToddy.com	662-816-8594
UMTV (campus).....	662-915-5508
WQLJ-FM 93.7.....	662-236-0093
WUMS-FM 92.1 (campus)	662-915-5395

ADDITIONAL REGIONAL MEDIA

Associated Press.....	601-948-5897
Biloxi Sun Herald	228-896-2100
Bolivar Commercial.....	662-843-4241
Clarion-Ledger	601-961-7294
Clarksdale Press Register	662-627-2201
Commercial Appeal.....	901-529-2360
Commercial Dispatch	662-328-2471
Daily Corinthian.....	662-287-6111
Daily Leader.....	601-833-6961
Daily Sentinel-Star	662-226-4322
Delta Democrat Times	662-335-1155
Enterprise-Journal	601-684-2421
Greenwood Commonwealth	662-453-2908
Hattiesburg American.....	601-582-4341
Meridian Star	601-485-1203
Mississippi Network.....	601-957-1700
Mississippi Press/Press-Register	800-655-6597
Natchez Democrat.....	601-442-9101
Northeast Mississippi Daily Journal.....	662-842-2611
Vicksburg Post.....	601-636-4545
West Point Times Leader	662-494-1422
Panolian.....	662-563-4591
Rebel Nation	601-503-7205
WCBI-TV (CBS).....	662-245-0133
WTVA-TV (NBC).....	662-842-7620
WREG-TV (CBS).....	901-543-2117
WMC-TV (NBC).....	901-726-0416
WATN-TV (ABC).....	901-321-7617
WHBQ-TV (Fox).....	901-320-1345
WJTV (CBS).....	601-944-4920
WLBT-TV (NBC).....	601-960-4428
WAPT-TV (ABC).....	601-922-1652
WABG-TV (ABC).....	662-332-0949
WXVT-TV (CBS).....	662-334-1500
WTOK-TV (ABC).....	601-693-6397
WLOX-TV (ABC).....	228-896-1313
WDAM-TV (NBC).....	800-844-0730



BASKETBALL PARKING MAP



OLE MISS BASKETBALL RADIO NETWORK

The excitement of Ole Miss Basketball can be heard on approximately 24 radio stations this season by tuning in to the Ole Miss Basketball Radio Network.

The Ole Miss IMG Sports Radio Network will bring Rebel basketball broadcasts into homes in Mississippi as well as in the nearby states of Alabama, Arkansas, Louisiana and Tennessee. On some of the more powerful AM stations, the broadcasts carry into Florida, Georgia, Kentucky, Missouri and Texas. In addition, every game can be heard worldwide over the internet at www.OleMissSports.com, while select games will be available on Sirius and XM Satellite Radio.

"The Voice of the Rebels," David Kellum, returns for his 28th season handling the Ole Miss radio play-by-play call. The veteran broadcaster also serves as the play-by-play announcer for both Ole Miss football and baseball. In 1998, 2000, 2002, 2004, 2011, 2012, 2016 and 2017 Kellum was honored as the Mississippi Sportscaster of the Year, as voted on by the National Sportscasters and Sportswriters Association members in the state. In August of 2006, he received the "Lindsey Nelson Outstanding Sportscaster" award from the All-American Football Foundation.

Kellum's first link with Ole Miss Athletics was in 1978. As a 19-year old freshman, he began broadcasting Rebel baseball, and has handled the baseball play-by-play for the past 39 seasons.

He has also been the play-by-play announcer for Ole Miss women's basketball contests and a public address



Keith Carter and David Kellum

announcer at football and basketball games.

Kellum also hosts Reb Talk, Ole Miss' weekly coaches radio call-in show for men's basketball and football.

Rebel Basketball All-American Keith Carter returns for his eighth year as the Rebels' color analyst. He joined the Ole Miss radio team following a six-year career in the Italian professional basketball league. He currently serves as the Senior Associate Athletics Director for Development/Executive Director Ole Miss Athletics Foundation.

A native of Perryville, Arkansas, Carter was a four-year starter at Ole Miss, helping the Rebels to a pair of SEC Western Division titles in 1997 and 1998. He earned All-America honors after a 1999 senior season in which he scored 542 points and drained 77 three-pointers.

Rebel basketball and baseball alum Keith Kessinger also serves as an analyst on the broadcast.

REBELS ON TELEVISION

Nearly every Ole Miss basketball game will be televised or streamed this season. The Southeastern Conference and ESPN signed a 20-year agreement through 2034 to create and operate a multiplatform network which launched August 14, 2014. The new network and its accompanying digital platform carry SEC content 24/7 and featured more than 1,000 live events in its first year.

The network televises more than 45 SEC football games, more than 100 men's basketball games, 60 women's basketball games, 75 baseball games, and events from across the SEC's 21 sports annually. Programming includes in-depth commentary and analysis in studio shows, daily news and information, original content such as SEC Storied, spring football games, and more.



This year, the Rebels will play at least 22 games on national television as well as eight contests digitally on SEC Network+.



2017-18 AFFILIATES

Amory	WAMY-AM (1580)
Brookhaven	WBKN-FM (92.1)
Columbus	WNNQ-FM (103.1)
Corinth	WXRZ-FM (94.3)
Greenwood.....	WYMX-FM (99.1)
Hattiesburg.....	WFMM-FM (97.3)
Hazelhurst	WDXO-FM (92.9)
Jackson	WFMM-FM (97.3)
Laurel.....	WLAU-FM (99.3)
Lexington, TN.....	WZLT-FM (99.3)
Louisville.....	WLSM-FM (107.1)
McComb	WMPK-FM (93.5)
Memphis	WHBQ-AM (560)
Meridian.....	WZKR-FM (103.3)
Natchez.....	WKSO-FM (97.3)
Ocean Springs	WOSM-FM (103.1)
Oxford	WQLJ-FM (105.1)
Philadelphia	WHOC-AM (1490)
Prentiss.....	WJDR-FM (98.3)
Tupelo	WWMR-FM (102.9)
Vicksburg.....	WVVG-AM (1490)
Water Valley	WOSF-FM (105.5)
Waynesboro	WABO-AM (990)
Yazoo City	WBYP-FM (107.1)

NOTE: Ole Miss Radio Network affiliate list is subject to change ... All games can be heard through RebelVision on OleMissSports.com or via the TuneIn app ... Select games will be available on Sirius XM Satellite Radio.

Join head coach Andy Kennedy for Reb Talk live from Boure in Oxford Mondays at 7 p.m. beginning in January.

OLE MISS BASKETBALL CAMPS

Summer 2018 dates to be announced. For more information, visit the "Camps" link at OleMissSports.com or contact James Hark at 662-915-5477 or jhark@olemiss.edu.





OLE MISS IMG SPORTS MARKETING STAFF



Chris Helsel
General Manager



Gary Saunders
Associate General Manager



Brandon Hudspeth
Senior Account Executive



John Haire
Account Executive



Linda Tapp
Account Executive

Ole Miss IMG Sports Marketing is a division of IMG College, which is the marketing and multi-media rights partner for Ole Miss Athletics. This is the fifth year of a long-term partnership that grew IMG College's number of SEC properties to eight. IMG College is America's leading collegiate multimedia, marketing and licensing/brand management company, representing more than 200 of the nation's top collegiate properties including the NCAA

and its 89 championships, NCAA Football, leading conferences, and many of the most prestigious colleges and universities in the country. Headquartered in Winston Salem, N.C., IMG College employs more than 700 people in nearly 100 offices throughout the U.S.

IMG College is the leader in connecting brands to 173 million college sports fans through partnership opportunities in multimedia rights, licensing, events and hospital-

ity, marketing, stadium and arena development, stadium seating solutions, ticketing, sales, and consulting. IMG College produces nearly 30,000 hours of radio programming on the largest independent sports network in the country, manages nearly 5,000 hours of local television programming, is the leading publisher of college sports publications, and is the largest manager of university athletic websites.





RIVALRY

- Ole Miss has won seven of the past eight matchups versus rival Mississippi State, including a dominating 88-61 victory in The Pavilion (Jan. 31, 2017). The 27-point win was the Rebels' largest margin of victory over the Bulldogs since 1951.

2017-18 SCHEDULE



Nov. 10
vs. Louisiana



Nov. 13
vs. Eastern Kentucky



Nov. 17
vs. Georgia State



Nov. 20
vs. Utah¹



Nov. 22
vs. Rice/UNLV¹



Nov. 28
vs. South Dakota State



Dec. 2
vs. Virginia Tech



Dec. 9
at Middle Tennessee



Dec. 13
vs. Sam Houston State



Dec. 16
vs. Illinois State



Dec. 19
vs. Texas A&M-CC



Dec. 22
vs. Bradley



Dec. 31
vs. South Carolina*



Jan. 3
at Georgia*



Jan. 6
vs. MSU*



Jan. 9
at Auburn*



Jan. 13
vs. Florida*



Jan. 16
at Texas A&M*



Jan. 20
at Arkansas*



Jan. 23
vs. Alabama*



Jan. 27
at Texas²



Jan. 30
vs. Auburn*



Feb. 3
at Tennessee*



Feb. 6
vs. Missouri*



Feb. 10
at LSU*



Feb. 13
vs. Arkansas*



Feb. 17
at MSU*



Feb. 20
at Missouri*



Feb. 24
vs. Tennessee*



Feb. 28
at Kentucky*



Mar. 3
vs. Vanderbilt*



1 - MGM Grand Main Event (Las Vegas)

2 - Big 12/SEC Challenge

* - SEC Game