

Ole Miss

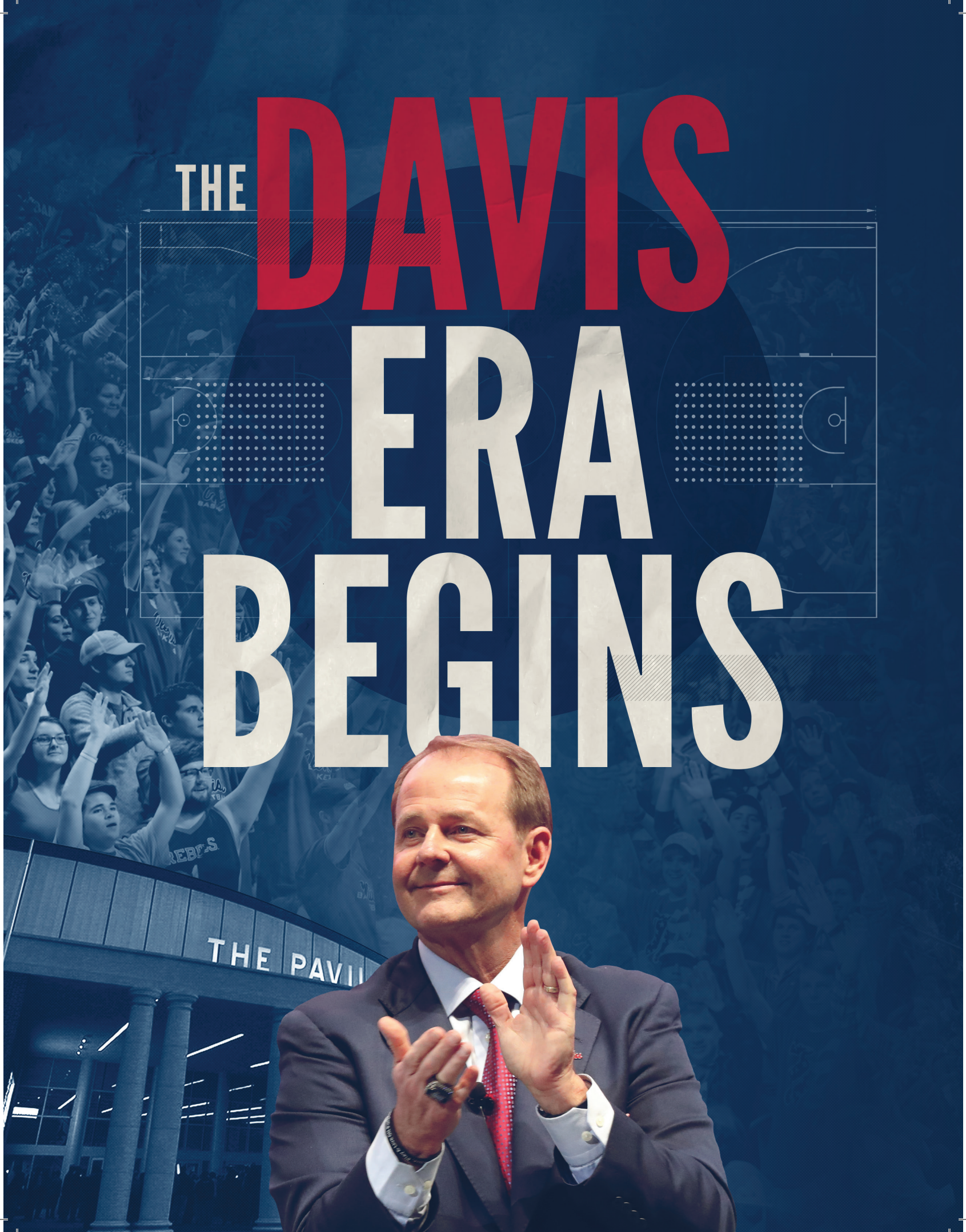


DeJourn

T. D.

B. #12

THE DAVIS ERA BEGINS



THE PAVILION

8-TIME CONFERENCE COACH OF THE YEAR

**ALL HE DOES IS WIN
403 CAREER WINS**

34TH AMONG ACTIVE HEAD COACHES

	Winning Percentage	National Rank	Wins	National Rank
LAST 3 SEASONS	.779	11TH	81	13TH
LAST 7 SEASONS	.743	13TH	179	15TH

**HELPED 5 PROGRAMS
WIN CONFERENCE TITLES**

GIANT KILLER

12 WINS VS. POWER 5 SCHOOLS

(LAST 7 SEASONS)

**7-1 VS. SEC AND BIG TEN SCHOOLS
OVER THE PAST 3 SEASONS.**

ROAD WARRIORS

**BEST ROAD RECORD IN THE
COUNTRY LAST SEASON (12-1)**

**.923 WINNING PERCENTAGE -
BEST IN THE NATION**

**12 WINS - TIED FOR THE MOST ROAD
VICTORIES NATIONWIDE**



MISSISSIPPI MADE



TABLE OF CONTENTS

THIS IS OLE MISS..... 1-25

- The Davis Era Begins IFC-1
- Table of Contents2-3
- Ole Miss Quick Facts..... 3
- This Is Ole Miss Basketball.....4-5
- Strong Leadership.....6-7
- Rebels in the Pros..... 8
- First-Class Facilities..... 9
- The Pavilion at Ole Miss 10
- Tuohy Basketball Center..... 11
- Rebels in the Spotlight..... 12
- SEC Competition..... 13
- Student-Athlete Development..... 14
- Rebel Strength and Conditioning..... 15
- Outstanding Athletics..... 16-17
- The University of Mississippi..... 18-19
- Oxford, Mississippi..... 20
- Community Involvement.....21
- Ole Canada Tour 22-25

2018-19 OUTLOOK..... 26-31

- Season Outlook..... 26-27
- Roster Breakdown 28-29
- 2018-19 Roster..... 30
- Radio/TV Roster..... 31

COACHES & STAFF 32-40

- Head Coach Kermit Davis 32-35
- Assistant Coaches..... 36-38
- Support Staff 39-40

2018-19 REBELS 41-59

- Team Huddle..... 41
- Returnee Profiles..... 42-55
- Newcomer Profiles..... 56-59

OPPONENTS 60-72

- 2018-19 Opponent Profiles..... 60-62
- 2018-19 Opponent Series History..... 63-69
- SEC Tournament..... 67
- NCAA Tournament..... 68
- Emerald Coast Classic..... 69

2017-18 REVIEW 73-87

- Season Review Notes 73-74
- Results 75
- Season Statistics..... 76
- Game-By-Game Statistics..... 77-78
- Game-By-Game Box Scores..... 79-86
- SEC Review 87

HISTORY 88-110

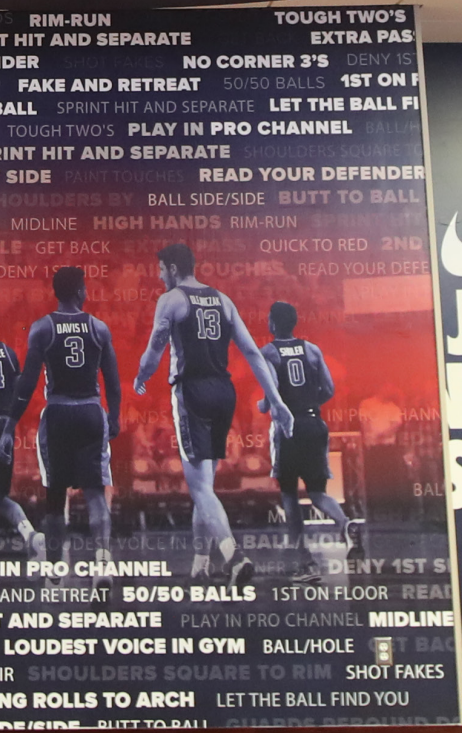
- Historical Timeline/ Championship Teams..... 88-94
- Ole Miss All-Century Team 95
- All-Americans..... 96-97
- Honors and Awards..... 98-100
- Notable Jersey Numbers..... 101
- Rebels in the Pros..... 102
- Year-by-Year Starting Lineups..... 103-105
- All-Time Lettermen 106-108
- All-Time Head Coaches..... 109
- All-Time Assistant Coaches..... 110

RECORDS..... 111-142

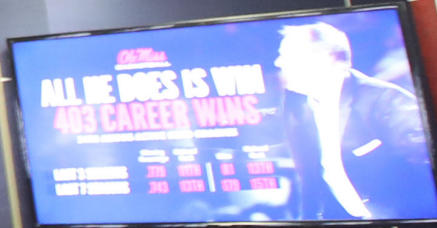
- Year-by-Year Records 111
- Team Records..... 112-114
- 2,000-Point Club 115
- 1,000-Point Club 115-117
- Individual Records 118-123
- Annual Leaders..... 124-126
- Miscellaneous Records 127-128
- All-Time Series Records..... 129-130
- Tad Smith Coliseum Records..... 131
- Pavilion Records 132
- All-Time Scores..... 133-142

FACILITIES & SUPPORT 143-151

- Nike..... 143
- The Pavilion at Ole Miss 144
- Tuohy Basketball Center 145
- FedEx Academic Support Center 146
- Manning Center..... 146
- Other Athletics Facilities..... 147
- Health and Sports Performance..... 148
- Strength and Conditioning..... 148
- Athletics Department Mission Statement..... 148
- Student-Athlete Development..... 149
- NCAA Compliance..... 149
- Chancellor Jeffrey S. Vitter 150
- Athletics Committee 150
- Vice Chancellor/Athletics Director Ross Bjork 151
- Athletics Leadership 151



JUST NEVER STOP



MEDIA INFORMATION..... 152-157

Quick Facts 152

Media Services and Policies 153-154

Road Headquarters..... 153

Weekly Media Schedule..... 153

Primary Media Outlets 154

Basketball Parking Map..... 154

Ole Miss Basketball Radio Network..... 155

Rebels on Television 155

Ole Miss Basketball Summer Camps..... 155

Ole Miss IMG Sports Marketing 156

The Rivalry..... 157

CREDITS

Editor: Adam Kuffner

Special assistance by: Will Redmond, Kyle Campbell, Tyler Wooten, Langston Rogers, Joey Jones, Daniel Snowden

Graphic design by: Dan Pellegrino

Printed by: Walker 360, Birmingham, Ala.

Photography: Associated Press, Kevin Bain, Bill Baptist/Houston Rockets, Joey Brent, David Coyle/Team Coyle, Detroit Pistons, ESPN, FIBA, Eddie Gregory, Joey Jones, Robert Jordan, Nathan Latil, Steven Leija, Steven Maikoski/USA Basketball, Joshua McCoy, R.D. Moore, Bruce Newman, New York Giants/Evan Pinkus, Langston Rogers, Bill Seawright, John Seymour, Matthew Sharpe, Daniel Shirley, Jalayne Telford, Middle Tennessee Media Relations, Rocky Widner/NBAE/Getty Images, NBAE, Memphis Grizzlies.

© COPYRIGHT UNIVERSITY OF MISSISSIPPI

The 2018-19 Ole Miss Men's Basketball Guide was published by the University of Mississippi Athletics Communications Office and designed using Adobe InDesign and Adobe Photoshop. All contents of this issue are copyrighted 2018 by The University of Mississippi. Reproduction without written permission is strictly prohibited.

MEDIA CONTACT

Adam Kuffner
Associate Director of Communications for Ole Miss Athletics
Office: 662.915.7031 Cell: 662.816.0497
Email: kuffner@olemiss.edu Fax: 662.915.7006

ADDRESS:

Athletics Communications
908 All-American Drive
University, MS 38677

FOR ADDITIONAL COPIES

Go online to OleMissPublications.com.



Featured on the front cover are seniors D.C. Davis, Terence Davis and Bruce Stevens.

2018-19 OLE MISS QUICK FACTS

Name ... Ole Miss (The University of Mississippi)

Nickname Rebels

Location Oxford, Mississippi

Founded November 6, 1848

Enrollment 23,258

School Colors Cardinal Red and Navy Blue

Chancellor Dr. Jeffrey S. Vitter

Faculty Representative Dr. Ron Rychlak

Athletics Director Ross Bjork

Conference Southeastern (SEC)

Head Basketball Coach Kermit Davis

Record at Ole Miss First Season

Career Record 403-238 (20 seasons)

Home Arena The Pavilion at Ole Miss

Capacity 9,500

2017-18 Record 12-20

SEC Record/Finish 5-13/14th

Postseason None

Lettermen Returning/Lost 7/8

Starters Returning/Lost 3/2

Newcomers 8

* Complete quick facts can be found on page 152



THIS IS OLE MISS BASKETBALL





THIS IS OLE MISS BASKETBALL

After a slow start, Ole Miss Hoops has reached national prominence over the past 20 seasons. Over those two decades, the Rebels have recorded 14 20-win seasons, 14 postseason berths, five SEC Western Division titles and the 2013 SEC Tournament title. Add a pair of 27-win seasons (school record) as well as seven trips to the NCAA Tournament, Ole Miss Basketball has reached a new level of expectations.

The stretch of success began in 1997 as Ole Miss advanced to the Big Dance five times in six seasons. During the 2000-01 campaign, the Rebels went 27-8 and advanced to the Sweet Sixteen for the first time in school history following a victory over No. 19 Notre Dame.

After capturing the SEC Tournament title in 2013 with a thrilling 66-63 win over No. 1 seed Florida, the Rebels knocked off No. 5 seed Wisconsin in the NCAA Tournament to advance for the first time since 2001. Ole Miss finished with a 27-9 record, matching the school record for wins in a season with the 2000-01 team.

In 2015, Ole Miss returned to the NCAA Tournament and helped produced the highest scoring game in the Big Dance that year. The game was one of the most exciting, even as one of the tournament's First Four games. Down 20 points, the Rebels rallied for a 94-90 comeback victory over BYU to advance to the second round.

Under new head coach Kermit Davis, the Rebels are ready to reach new heights, building off the success over the past 20 years. With the addition of the \$96.5 million Pavilion at Ole Miss that opened in January 2016, as part of the school's \$200 million Forward Together campaign, and an exciting brand of basketball that captivates fans and players alike, the future of Ole Miss Basketball has never been brighter.



Ole Miss fans pack The Pavilion for every home game, including the student section Club Red.



KERMIT DAVIS Head Coach

- 20 seasons as a Division I head coach
- Ranks 124th all-time in career wins and 34th among active head coaches
- Nine seasons of 24 or more wins as a head coach
- Eight-time conference coach of the year
- Winningest head coach in Middle Tennessee history
- Winningest head coach in Sun Belt Conference history
- As a head coach, has led his teams to 14 conference championships (10 regular season, four conference tournaments)
- Youngest Division I head coach in the nation at Idaho at age 28
- Youngest junior college coach in the nation at Southwest Mississippi at age 24; was elected into the school's hall of fame this October.



Ole Miss' coaching staff, led by head coach Kermit Davis, boasts 81 years of combined collegiate coaching experience including 34 years of collegiate head coaching experience.

STRONG LEADERSHIP

Led by Kermit Davis, the all-time winningest coach in Middle Tennessee and Sun Belt Conference history, the Rebel coaching staff boasts 81 years of combined collegiate coaching experience, including 34 years of collegiate head coaching experience.

An eight-time conference coach of the year, Davis has guided his teams to league titles 14 different times. The veteran head coach has also led his teams to upset victories in the NCAA Tournament, including the 2016 shocker over No. 2 seed Michigan State.

With 403 wins as a Division I head coach, Davis ranks 124th all-time and 34th among active head coaches. He has put together nine seasons with at least 24 wins, providing consistent success after spending multiple years building his program.

A native of Leakesville, Mississippi, Davis returns to the SEC and is no stranger to facing Power 5 programs. While at Middle Tennessee, Davis led the Blue Raiders to 12 wins over Power 5 programs throughout the past seven years, including a 7-1 marks versus Big Ten and SEC teams over the past three seasons.



Assistant coach Win Case spent the last 10 seasons on Davis' staff at Middle Tennessee, helping the Blue Raiders capture seven conference titles and make three NCAA Tournament appearances. Middle Tennessee won 232 games during Case's decade in Murfreesboro, including six seasons with at least 24 victories. Case has been highly successful at each of his previous collegiate stops.



Alongside Davis and fellow Rebel assistant Win Case, assistant coach Ronnie Hamilton was at Middle Tennessee for four seasons, assisting the program in one of the best runs in school history. He helped produce a stretch in which the Blue Raiders earned three straight Conference USA championships.



Before coming to Ole Miss, assistant coach Levi Watkins was an assistant coach at Arizona State for three seasons. In Watkins' final season at Arizona State, the Sun Devils were ranked as high as No. 3 in the AP poll (highest in school history) and was the last undefeated team in Division I men's basketball.



REBELS IN THE PROS

Ole Miss is no stranger to putting players in the pros with 19 former Rebels playing in the NBA. The Rebels boast 15 all-time NBA draft picks including former All-American Gerald Glass, who was selected in the first round by the Minnesota Timberwolves in the 1990 draft. Former Rebels have also reached the NBA coaching ranks like Elston Turner, who played eight years in the NBA and has served as an assistant coach in the league for the last 18 years. See page 102 for a complete list of Rebels in the pros.



(Clockwise from top) - Terrico White was 36th overall pick of the Detroit Pistons in the 2010 NBA Draft and also played for the Phoenix Suns; Markel Crawford, a member of the 2017-18 Rebels, was signed as an undrafted free agent by the Memphis Grizzlies; Sebastian Saiz and Tomasz Gielo will always be a part of Rebel Nation, and this year the two are teammates in Spain; Marshall Henderson signed with the Sacramento Kings prior to the 2015-16 season; Ansu Sesay spent time in the NBA with the Golden State Warriors.





FIRST-CLASS FACILITIES

Ole Miss student-athletes have access to first-class facilities in student living, nutrition, training and more. As part of the Athletic Foundation's Forward Together campaign, more than \$200 million has been raised for improvements to athletic facilities and student-athlete well-being.

(Clockwise from top) - The Ole Miss Residential College student housing; Ole Miss basketball players have the opportunity to play in one of the best arenas in the country, the \$96.5 million Pavilion at Ole Miss; Rebels also have places to relax such as the players lounge in the Tuohy Center; Student-athletes have access to three meals a day at the Grill at 1810; One of the many sports medicine options available for student-athletes.





THE PAVILION AT OLE MISS

The centerpiece of the Forward Together campaign is the state-of-the-art \$96.5-million Pavilion at Ole Miss. On July 31, 2014, ground was broken on the 225,000-square foot arena that officially opened its doors on January 7, 2016 with the Rebel men’s basketball team’s victory over Alabama.

Designed by AECOM and built by BL Harbert, The Pavilion boasts a capacity of 9,500 fans and includes a number of first-class amenities, including courtside and baseline seating for students, three premium club areas for fans and more than 1,700 premium seats all within an intimate seating bowl.

The placement of The Pavilion is a long-term decision and will allow us to further enhance the athletics complex - better connecting athletics to the heart of the best campus in higher education. This centralized location creates an impressive “front door” for Ole Miss Athletics and a destination point not only on a gameday - but every day of the week.

FACILITY HIGHLIGHTS

- Opened January 7, 2016
- Capacity of 9,500 fans, including more than 1,700 premium seats
- C Spire Speedzone offers a lightning fast, 1 gigabit-per-second, fiber optic-enabled Wi-Fi network
- Features one of the largest center-hung video display board in college sports with nearly 2,400 square feet of LED
- Also includes a five-story parking garage with more than 800 spaces
- More than 225,000 total square feet
- Men’s and women’s locker rooms measure almost 1,500 square feet, while the facility also houses two visiting team locker rooms, officials’ locker rooms, a volleyball locker room and green room space
- Fan amenities include Steak ‘n Shake, Raising Cane’s, Rebel Shop and a ticket office

For information on The Pavilion at Ole Miss please see page 144.





TUOHY BASKETBALL CENTER

The \$13-million, 51,000-square foot basketball-only facility opened in January 2010. In November 2014, the facility was named the Tuohy Basketball Center in honor of former Rebel hoops great Sean Tuohy and his family.

The staff and coaches' spaces are adjacent to the rotunda lobby, where receptionists direct visitors to their destinations. A separate entrance for coaches is provided. Coaches' offices, a conference room, a copy center and staff locker and dressing facilities complete the suites.

The team spaces are specialized with shared weight and training rooms and separate men's and women's film rooms, including computer terminals and video access.

During the summer of 2018, the floor was re-designed to match the court at The Pavilion. Updated graphics were posted throughout the facility, including the locker room. The graphics surrounding the practice court highlight the current players as well as the success throughout Ole Miss Basketball history. For more information, see page 145.

FACILITY HIGHLIGHTS

- Opened in January 2010
- Roughly \$13 million construction project
- 51,000 square feet
- Individual practice courts for the men's and women's teams
- Shared weight and training rooms
- Spacious locker and dressing facilities for the men's and women's teams
- Men's and women's film rooms, including computer terminals and video access
- Men's and women's team lounges with computer access and kitchenette
- Video editing rooms
- Attractive main lobby to receive visitors
- Multimedia/entertainment theater
- Coaches' office spaces include a conference room, copy center and staff locker and dressing facilities
- Head coaches' offices provide direct access to and view of their respective practice courts





The most successful new channel launch in cable history, the SEC Network is available in 97.7 million homes, the highest among all college sports channels.





SEC COMPETITION

- All 14 SEC coaches have led their teams to the NCAA Tournament and have combined for 113 NCAA appearances.
- Ten SEC coaches have taken their teams to the Sweet 16, eight have advanced to the Elite Eight and six have gone on to the Final Four (includes Division II).
- The coaches have combined for nearly 5,000 career wins.
- Seven SEC players were selected at the 2018 NBA Draft, including five who were chosen in the first round.
- The 2018 NBA Draft marked the third time (1988 and 2015) that the SEC has had four lottery picks in a single NBA Draft.
- The SEC's 23 Lottery Picks since 2010 are the most of any conference.
- Over the last nine NBA Drafts, 65 SEC players have heard their names called. Thirty-nine of those were selected in the first round and four were the No. 1 overall pick.
- Six former SEC players were selected as NBA All-Stars in 2018.
- The SEC's eight NCAA Tournament selections in 2018 are the most in league history.
- The SEC's 10 teams advancing to postseason play in 2018 (8 NCAA, 2 NIT) ties for the most in league history. In 2001, six SEC teams received NCAA Tournament invites while four participated in the NIT.
- SEC teams are 54-30 (64.3 percent) in the NCAA Tournament since 2012 (10-3 in 2012, 4-3 in 2013, 12-3 in 2014, 6-5 in 2015, 3-3 in 2016, 11-5 in 2017 and 8-8 in 2018).
- SEC teams are 31-9 (77.5 percent) in postseason opening games over the last five years (7-0 in 2014, 6-2 in 2015, 5-2 in 2016, 5-3 in 2017 and 7-2 in 2018).
- The SEC has had at least one team advance to the Sweet 16 in 28 of the last 29 years. All of the SEC's 14 members have advanced to the Sweet 16 since 1996.





STUDENT-ATHLETE DEVELOPMENT

Ole Miss student-athletes not only have the opportunity to play in one of the best conferences in the nation, they also attend a university that is world-renowned for its academics. Led by Senior Associate Athletics Director Dr. Bob Baker, the Office of Student-Athlete Development is committed to helping all Ole Miss student-athletes achieve academic success. Baker is assisted by 15 full-time members of the department along with numerous tutors and academic mentors.

Ole Miss Basketball had four Rebels represented on the SEC Academic Honor Rolls last year (two on the SEC Winter Academic Honor Roll and two on the SEC First-Year Academic Honor Roll). With Ole Miss Athletics taking its place among the best in the nation, the Student-Athlete Development staff hopes that Ole Miss graduates of today have a great impact in the future of tomorrow.



(From L-to-R): 2018 graduates Deandre Burnett, Lane Below, Marcanvis Hymon.



(From L-to-R): Dr. Bob Baker was joined Ole Miss Athletics on Oct. 18, 2018 to lead the Office of Student-Athlete Development.



STRENGTH AND CONDITIONING

The mission of the Ole Miss strength and conditioning program is to develop the specific physical and mental abilities as well as the lifestyle habits of our student-athletes that will allow them to achieve the highest attainable levels of success.

We will demand discipline, relentlessness and intelligent effort while we work toward improving each athlete's skill level. We will cultivate a high-energy, up-tempo environment where enthusiasm and competition will flourish. We will attack this mission with a scientifically supported, comprehensive approach and specific considerations of the metabolic demands and injury risks of our sport. Training must prepare the athlete for the specific competitive stress load of their sport. Top priority is to develop improved coordination during the execution of speed, power and strength movements. We will seek to develop each athlete's individual ideal movement patterns, while maximally developing their strength, power, speed and agility. Everything we do in training is done to help the athletes more efficiently execute the movement requirements of their sport.







OUTSTANDING ATHLETICS

From Olympic gold medalist to Super Bowl winner to World Series champion, Ole Miss Rebels can be found at the pinnacle of many sports.

*(Clockwise from top) - Ole Miss Baseball won its third SEC Tournament championship in 2018; Six-time world champion, 11-time USA champion and 2012 Olympic gold medal long jumper **Brittney Reese**; Oxford native **Sam Kendricks** was an Olympic bronze medalist in 2016 and has claimed eight of the last nine U.S. pole vault titles; **Rafaelle Souza** was a starting defender on the Brazilian national team during the 2015 Women's World Cup and played in the 2016 Rio Olympics; **Ryan Rolison** was taken 22nd overall by the Colorado Rockies in the 2018 MLB Draft, the fifth first-round selection in Ole Miss Baseball history and the first since 2010.*



NCAA CHAMPIONS



Ole Miss captured two NCAA championships in 2017-18, as Arianne Hartono (left) became the first Rebel to win the NCAA women's tennis individual title, and Janeah Stewart (right) upset the field with a 15-foot career-best to claim the women's hammer title at the NCAA Outdoor Track & Field Championships.

OLE MISS IN 2017-18

30 All-America selections
 63 All-Conference selections
 207 Academic All-Conference selections

58 National academic honorees
 13 Postseason team participants
 14 Professional draft picks

OLE MISS BY ALL COUNTS

ENROLLMENT

Ole Miss is the **largest university in the state** and ranked among the nation's **fastest-growing** colleges and universities.

Ole Miss students come from all **50 states and 90 countries** around the world.

A majority of Ole Miss students, **58.3 percent**, are residents of Mississippi.


IMPACT

Launched in fall 2017 with a \$1 million seed gift, UM's transformative **Flagship Constellations** initiative is charting new courses for Mississippi and the world by tackling grand challenges in four crucial areas: **big data, brain wellness, community wellbeing and disaster resilience.**

The 62,000-square-foot **Innovation Hub at Insight Park** provides access to **world-class research and facilities** to 21 tenants ranging from student and faculty startups to global corporations that represent industries such as aerospace, engineering, finance, acoustics, health care, education, biotech and IT.



THE UNIVERSITY of
MISSISSIPPI



ACADEMICS

The university's **16 academic divisions** include the **state's only medical center** and more than **120 areas of study**, from business, entrepreneurship and creative writing to engineering, pharmacy and dentistry.

The **Patterson School of Accountancy's** undergraduate, master's and doctoral degree programs are all **top 10 nationally ranked** programs.

The University of Mississippi offers the **state's only Mandarin Chinese degree program** and is one of only two universities in the U.S. that boast flagship language programs in both Arabic and Chinese.



CAMPUS BEAUTY

The Ole Miss campus regularly has been recognized among **the nation's most beautiful**. In fall 2016, UM topped USA Today's Reader's Choice travel awards contest, edging out Indiana University as the nation's most beautiful.

Three certified arborists manage the thousands of trees on campus, ranging from bald cypress to Yoshino cherry. Our campus includes **100 acres of native woods** and more than 900 acres of land.

Color is a big part of our campus's beauty. We plant **20,000 annuals**, including tulips and daffodils, each spring. We have about **10,000 square feet of perennial beds** on campus, and groundskeepers change out colors each spring and fall.

IMPROVEMENTS

The site for the new **207,000-square-foot state-of-the-art Science Innovation Institute** has been cleared. One of the university's largest projects ever, it has a scheduled completion date of 2021.

Crews are making steady progress on the \$32 million **South Campus Recreation Facility and Transportation Hub**. When completed, the 121,000-square-foot facility will house the **William Magee Center for Wellness Education** and include fitness activity space, basketball courts, a climbing wall, an elevated track, and an indoor ropes course.

Work continues toward a Healthier Mississippi with a \$180 million expansion of our renowned **Batson Children's Hospital** including private neonatal intensive care rooms, a pediatric intensive care unit, operating rooms, and imaging devices designed especially for children.

OLEMISS.EDU



OXFORD, MISSISSIPPI



Tens of thousands visitors enjoy the historic Square in downtown Oxford each year, including the famous Square Books bookstore.

- No. 2 College Town (Livability.com)
- No. 2 College Football Town (NCAA.com)
- Top 6 College Towns in America (USA Today)
- Top 10 Coolest College Towns in America (Travel & Leisure)
- Top 20 Best Small Towns in America (Smithsonian)
- Top 100 Places to Live (Money Magazine)

OXFORD, MISSISSIPPI

Touted as the “Cultural Mecca of the South”, creativity abounds in Oxford as musicians, artists and writers alike find inspiration in Oxford’s rich history, small town charm and creative community. Nobel Prize winning author William Faulkner made his home here and many have followed in his footsteps. Oxford is also known for its exceptional culinary experiences at the many restaurants options, from down home cooking to upscale culinary creations.

“The boys were extremely excited to come to Oxford. I think as a ballclub, with our players and all of the parents talking, I think we are falling in love with Oxford, the people here, how we are being treated and the hospitality. I think we are going to have a lot of people rooting for Ole Miss in every sport down the road after the experience they have given us here.”

- Mike Gambino, Boston College baseball coach
(at the 2016 NCAA Oxford Regional)



Ole Miss sporting events regularly attract such celebrities as movie stars Samuel L. Jackson and Woody Harrelson.



In addition to the popular Double Decker Arts Festival that brings thousands of visitors to Oxford each April, the town’s thriving music scene has welcomed such acts as Snoop Dogg, Willie Nelson, B.B. King, Brad Paisley, Zac Brown Band, Thomas Rhett, Three 6 Mafia and Wilco. Artists that have recorded at local Sweet Tea Studios include the Counting Crows, Gavin DeGraw, Ben Folds, the Hives, Jars of Clay and Modest Mouse. Oxford’s Lyric has been named one of the top 100 music club venues in the world by Pollstar, the leading concert industry trade publication.



COMMUNITY INVOLVEMENT

The people of Oxford offer tremendous support to the Ole Miss athletics teams, and the Rebel student-athletes return that support by being actively involved in both the Oxford and University communities. Among the worthwhile activities that Ole Miss student-athletes regularly participate in are assisting with reading programs at local schools such as “Reading with the Rebels,” visiting patients in area hospitals, being mentors to elementary school students, visiting senior adults at local retirement centers, holding several “Meet the Rebels” days throughout the year, and giving numerous talks on subjects such as drug awareness and staying in school to area students. In August, the Ole Miss basketball spent an evening with the Oxford Park Commission’s League of Champions, which provides children and adults with special needs the ability to play sports.



(Clockwise from top) · The Ole Miss basketball spent an evening with the Oxford Park Commission’s League of Champions; Prior to a home football game, Rebel Basketball held an open practice and invited fans of all ages on the court after to meet the team and take some shots; Freshman John McBride helps a youngster dunk as part of the League of Champions; Terence Davis with children from Jonestown, Mississippi.



OLE CANADA!



The new era of Ole Miss Basketball began outside of the United States, as the Rebels traveled to Canada for their foreign tour. The NCAA allows basketball teams to take an international trip every four years. Although the preseason games do not count towards the 2018-19 NCAA campaign, the week provided an early opportunity for a team mixed with veterans and newcomers to take the floor against some quality opposition. Ole Miss hit the hardwood against four Canadian teams, Aug. 5-9, competing in games for the first time under head coach Kermit Davis.

“The 10 extra days of practice in the summer were very beneficial for our team,” Davis said. “We played four games on opposing teams’ floors that was also good for our team’s progress. Global Sports has done an outstanding job with these tours for years, and we enjoyed a fantastic learning experience for our players and staff.”

Ole Miss began its tour in Montreal, facing McGill University at Love Competition Hall. Playing in a game for the first time under Davis, the Rebels kicked off their 2018 Canada Tour in style with a 102-61 victory. The Rebels used stifling defense and a fast-paced offense to cruise to the win.

Ole Miss held the Redmen to a 28.6 percent (18 of 63) clip from the floor, while shooting 58 percent (40 of 69) on the other side of the court. Senior Terence Davis scored a team-high 20 points, including the Rebels’ first nine of the game. Sophomore Devontae Shuler matched Davis with a team-high 25 minutes, recording 11 points and dishing out three assists.

AUG. 5 - GAME 1 - MONTREAL



	1	2	3	4	F
OLE MISS	26	25	27	24	102
MCGILL	15	20	18	8	61

FINAL SCORE

NEXT GAME
AT CONCORDIA | AUG. 6 | 6 PM

OleMissOnline

On his birthday, senior Bruce Stevens added 13 points for the Rebels. In his first game donning an Ole Miss uniform, Brian Halums scored 14 points and pulled down six rebounds off the bench. The Itawamba Community College transfer went a perfect 5 of 5 from the field and made both of his threes. Another new Rebel who did not miss from the floor was freshman KJ Buffen. Draining all three of his shots along with four free throws, Buffen tallied 10 points throughout the afternoon. All eight newcomers saw the floor in the opener.



AUG. 6 - GAME 2 - MONTREAL

Facing adversity and a halftime deficit north of the border, Kermit Davis turned to his 1-3-1 zone defense for the final 20 minutes of game two in Montreal. The move by the Rebels' new coach paid off as Ole Miss rallied for an 84-77 victory over a hot-shooting Concordia club.

With the win, Ole Miss improved to 2-0 on its 2018 Canada Tour. The Rebels outscored the Stingers 49-32 in the second half after trailing by 10 at the break. Thanks, in large part, to the 1-3-1 zone, the Ole Miss defense forced 23 Concordia turnovers throughout the night to combat 15 three-pointers made by the Stingers.



The Rebels relied on their veterans to bring them back into the game and pull off the win. Junior guard Breein Tyree led all scorers with 23 points, including 16 in the second half. Terence Davis was a force on both ends of the floor, tallying 18 points to go along with team highs in assists (6) and steals (6). Down low, center Dominik Olejniczak added 14 points by

going 6 of 6 from the field and 2 of 2 from the free throw line. Devontae Shuler was active all night, playing a game-high 33 minutes and contributing nine points. One newcomer that proved to be impressive was freshman Blake Hinson, who recorded 12 points as a reserve.



The Rebels won the tip, and they wasted no time getting on the board as a smooth pick-and-roll led to an easy finish for Olejniczak down low. However, the Stingers answered with an 8-2 run before the power went out in the gymnasium due to a Montreal thunderstorm. Following the 12-minute delay, Concordia kept the momentum by draining threes. With the help of four triple tries, the home team held a 26-18 advantage at the end of the first quarter. Both teams boasted impressive shooting percentage as Concordia went 8 of 13 (61.5 percent) from the floor, and Ole Miss shot at a 58.3 percent clip (7 of 12). Sinking seven three-pointers in the opening half, the Stingers took a 45-35 lead into the locker room despite the Rebels holding them scoreless for the final 2:46.

Early in the third, Ole Miss sliced the margin to a one possession game, 49-46. The Rebel defense forced three turnovers to spark a 9-0 run capped off by a Terence Davis three to give Ole Miss its first lead since the game's opening minutes. The Stingers responded with a three to flip the game in their favor one last time, but Ole Miss countered with a 12-0 run.

After outscoring Concordia 27-12 in the third quarter, Ole Miss built its lead behind Tyree and Olejniczak. The Stingers continued to convert from long distance late, but it wasn't enough as Ole Miss closed out the comeback victory.



AUG. 7 - OFF DAY - TRAVEL

After picking up a pair of wins in Montreal, the Rebels closed out their stay in the French-speaking city with a little fun off the court. The team visited the theme park, La Ronde. Throughout the afternoon, the Rebels bonded by riding multiple thrill rides that included a roller coaster named Goliath. Needless to say, the coaster got to some of the guys (see below). Following the fun-filled day of team bonding at La Ronde, the Rebels got on the bus to head to Canada's capital city, Ottawa.



AUG. 8 - GAME 3 - OTTAWA

The Ole Miss men's basketball team faced its toughest test of the 2018 Canada Tour, a Carleton team that has won 13 of the past 16 Canadian national championships. After knocking off Cincinnati by 19 two nights earlier, the Canadian powerhouse jumped out to a big first half lead to knock off the Rebels 81-63 in Ottawa.

	1	2	3	4	F
OLE MISS	14	9	23	17	63
CARLETON	26	19	21	15	81

FINAL SCORE
 NEXT GAME
 AT OTTAWA | AUG. 9 | 6 PM
 OleMissOnline

The loss was the Rebels' first setback in Canada, falling to 2-1 with one game remaining. Senior guard Terence Davis led the way with a game-high 23 points, seven rebounds and three blocks. The Southaven, Mississippi, native went 8 of 15 from the floor and drained five three-pointers. Breein Tyree added 13 points, while Blake Hinson recorded eight points on a perfect 3 of 3 shooting (2 of 2 from long range) to go along with seven boards.

Three Rebels fouled out in the contest as free throw shooting proved to be a major factor. Carleton made 25 of 37 from the charity stripe, while the Rebels went 10 of 17.





AUG. 9 - GAME 4 - OTTAWA

Ole Miss completed its 2018 Canada Tour in remarkable fashion, rallying from 27 points down to knock off the University of Ottawa 85-74. Outscoring the Gee-Gees 71-36 over the final three quarters, the Rebels completed the comeback to end their time in Canada with a 3-1 record.

The Rebel guards led the charge, starting with Terence Davis. The senior could not be stopped throughout the night as he posted an impressive double-double (23 points, 16 rebounds). Devontae Shuler added 15 points, six rebounds, three assists and a pair of steals. Breein Tyree recorded 14 points, including 11 in the second quarter to spark the rally.

Freshman KJ Buffen earned a double-double of his own with 10 points and 10 rebounds. As a team, Ole Miss shot 46.3 percent (31 of 67) from the floor, including 40 percent (8 of 20) from beyond the arc. Defensively, the Rebels held Ottawa to 12 of 47 (25.5 percent) shooting over the final three quarters, surrendering only two three-pointers in the second half.




The first half was a tale of two quarters. The Gee-Gee began the game on fire, connecting on nine of their 12 three-point attempts. Shooting 73.7 percent (14 of 19) from the field, Ottawa jumped out to a 38-14 advantage.

Another Ottawa three to start the second quarter pushed the margin to 27 (41-14) before the Rebels made a run of their own. Behind 11 points from Tyree, including a pair of threes and an old-fashioned three-point play, Ole Miss trimmed the deficit. Davis attacked the basket for eight points of his own during the quarter, and the Rebels outscored the home team 29-14. A Shuler three-pointer just before the buzzer capped off a 12-0 run to end the half as Ole Miss brought the game back to single digits heading into the locker room, 52-43.



After grabbing momentum in the second quarter, the Rebels continued to play with a passion in the third as they inched closer to the Gee-Gees. Buffen, Davis and Dominik Olejniczak found the bucket as Ole Miss cut the Ottawa lead to three, 52-49, to begin the second half. The home team pushed its advantage back to seven before back-to-back threes by Blake Hinson and Bruce Stevens made it a one-point game. With 3:28 left in the third, the comeback was complete with two Olejniczak free throws. Holding its first lead since 8:34 in the first quarter, 65-64, Ole Miss completed the third with a 6-1 run. Shuler tallied five of those points, and the Rebels took a 70-65 lead into the final quarter.

Maintaining active hands and pressure on the ball, Ole Miss saved its best defensive quarter for last. Ottawa managed just nine points on 2 of 14 (14.3 percent) shooting, cooling down from long range (1 of 10). The Rebels scored the first four points of the quarter to push the cushion to nine, 74-65, and never looked back. The lead grew to as large as 13 that included a thunderous dunk by Davis that brought the entire Rebel bench to its feet. Closing it out by taking care of the basketball, Ole Miss completed an epic 38-point swing to leave Canada with three victories in four games.



A NEW ERA OF OLE MISS BASKETBALL

The 2018-19 season is the dawn of a new era for Ole Miss Basketball. A new head coach took the reins of the program when Kermit Davis was hired on March 15, 2018. Davis, the winningest coach in Middle Tennessee history, returns to his home state with years of success. For him to leave the mid-major powerhouse that he built over 16 years, it had to be the right fit. The Leakesville, Mississippi, native realized Oxford was that place.

“Coming back to my home state of Mississippi to build a national brand is absolutely a dream come true for us,” said Davis at his public introduction as the Rebels’ new head coach. “I am Mississippi Made and cannot wait to join the rest of the Ole Miss family.”

In his first months on the job, he hit the road recruiting right away while also getting to know his new team. Before his 100th day as the Rebels’ head coach hit, Davis signed five recruits to help bolster the Ole Miss roster. Not only that, but no returning Rebel that saw significant minutes last season left the program. With the veterans back and a plethora of newcomers, Ole Miss is poised to make some noise in the SEC.

Ole Miss returns three of its top four scorers from a season ago in Terence Davis (13.8 ppg), Bruce Stevens (10.8 ppg) and Breein Tyree (10.8). The last time the Rebels had three returners that averaged double figures the season prior was the 2012-13 campaign; that season resulted in a 27-9

record, the SEC Tournament title and advancement to the third round of the NCAA Tournament. If history repeats itself, Ole Miss will have one of the nation’s biggest turnarounds and be dancing come March.

Following the 2017-18 season, Terence Davis tested the NBA Draft waters before deciding to return for his senior campaign. The Southaven, Mississippi, native burst onto the scene as a sophomore (2015-16) by averaging 14.5 points per game, a significant increase from his 1.8 output as a freshman. Davis already has more than 1,000 points for his career, becoming the 39th Rebel in history to accomplish that feat. Last year, he led the Rebels in scoring as well as rebounding (6.2 per game) and blocks (28). While Terence Davis has shown his athletic ability on both sides of the floor, Kermit Davis holds high expectations for the senior Rebel.

“He’s got to become a guy that just doesn’t rely on athletic ability to make plays. He’s got to

“Coming back to my home state of Mississippi to build a national brand is absolutely a dream come true. I am Mississippi Made and cannot wait to join the rest of the Ole Miss family.”

**- Head Coach Kermit Davis
(March 15, 2018)**

be an elite defender, not a guy that steals the ball just because he’s faster than the other guy. He’s had some good moments in Oxford these last three years, but I think that’s the biggest thing, can he be an elite defender, and if he does, it will really set the tone for the rest of our team.”

For the Rebels to get off on the right foot under a new head coach, they’ll need to rely on their returners to set an example and lead the way. Coach Davis has liked the leadership displayed by Terence Davis and the rest of the veterans.

“Your best players are the guys that will be the easiest to coach, and with all the new players on our team, it really helps and he’s been really good so far,” noted Davis. “We’ll see (the leadership) with TD, Breein (Tyree), Devontae (Shuler) and those guys during the grind of practice.”

Tyree, a junior from Somerset, New Jersey, is a key veteran to the Ole Miss backcourt. Just like his freshman season, his scoring production increased during SEC play as a sophomore (12.3 ppg). With the graduation of Deandre Burnett, Tyree will only see his role grow more when it comes to running the offense.

“He’s an offensive talent,” said Kermit Davis. “The ball’s got to get out of his hands, and he has to play well without the ball. He needs to become a better rebounder, but he’s very athletic. As far as it’s been to coach Breein, he’s been terrific. You coach him, he just sits and listens. He’s very receptive to coaching.”

Joining Tyree in the backcourt is sophomore Devontae Shuler. As a freshman, Shuler appeared in all 32 games and primarily came off the bench.

On the court, Shuler was one the Rebels' best defenders by using his quick feet and active hands to disrupt opposing guards. His energy will provide a spark to this year's Ole Miss squad.

"He's built for us," said Coach Davis. "He's very competitive and has a great motor. He doesn't flinch at being coached and can be a really elite defender in our league."

Returning to the frontcourt is senior forward Bruce Stevens and junior center Dominik Olejniczak. Both Rebels played in every game a season ago, making a combined 30 starts. Without four-year letterman Marcanvis Hymon, who ended his career ranked in the top 10 of the school's career blocks list, expect to see Olejniczak's minutes increase as the team's main rim protector.

Transitioning from junior college to the highest level of Division I basketball, Stevens got off to a slow start before a 27-point outburst versus Illinois State in December. He turned in a trio of 20-point games throughout the season and closed his junior year by reaching double figures in nine of the final 10 games. The Louin, Mississippi, native is working to spend his final season as a stretch four by working on his shooting and defense.

Eight newcomers join the team. Along with two junior college transfers, six freshmen will look to make an impact in their first year on campus. Zach Naylor, a two-time all-region player at Weatherford College, and NJCAA All-America honoree Brian Halums have two years of eligibility remaining to help the Rebels on the hardwood.

Two freshmen that have stood out throughout the summer are KJ Buffen and Blake Hinson. The duo led all newcomers in minutes during the Rebels' preseason trip to Canada. Each earned a pair of starts over the four-game stretch. Buffen finished second on the team in rebounding (6.0 per game), while Hinson averaged 9.0 points per game north of



Bruce Stevens (left) and Breein Tyree (right) join Terence Davis as three Rebels that averaged double figures in scoring a season ago.

the border.

"Both of those guys are going to be terrific players at Ole Miss," said Coach Davis. "They're easy to coach, both skilled, both can make threes. They're exactly the forwards that I had played together at Middle Tennessee. They're going to play a lot together this year, some at the four, some at three."

Speaking of Canada, the Rebels' preseason tour came at a perfect time. It allowed Ole Miss to get more practices under its belt and compete against other teams before the actual season begins. The Rebels finished the trip with a 3-1 record, making stops in Montreal and Ottawa. The valuable experience brought the team closer together off the court as well, while also helping Davis and his coaching staff see where the team is at and what they need to improve upon heading into the season. One thing is for sure, the Rebels' new head coach has a vision for

Ole Miss Basketball.

"What I hope our team looks like is a team that has great toughness, a team that when Ole Miss people come watch, they'll see a team that has really willing passers and that ball doesn't stick. There's a motion offense that creates spacing, not as much dribbling, and driving with a purpose. When you see

The last time the Rebels had three returners that averaged double figures the season prior was the 2012-13 campaign; that season resulted in a 27-9 record, the SEC Tournament title and advancement to the third round of the NCAA Tournament.

our team play, you'll see tempo, physicality, toughness, and a team that can rebound. We want to be a guard team where the guards are ready to rebound. That's really the stamp when people come and watch our teams play over the years, that's what they see year in and year out."

The 2018-19 season is highlighted by 16 home games as well as some exciting matchups away from The Pavilion. Ole Miss opens the regular season at home against Western Michigan (Nov. 10) before traveling to historic Hinkle Fieldhouse to face Butler (Nov. 16). The Rebels will also participate in the Emerald Coast Classic in Destin, Florida, battling Baylor (Nov. 23) before a matchup against either Cincinnati or Georgia Mason (Nov. 24). Other notable non-conference contests include a trip to the state capital, Jackson, Mississippi (Dec. 12) against SELA as well as a home game versus Iowa State (Jan. 26) as part of the SEC/Big 12 Challenge.

1,000 CAREER POINTS

39TH REBEL IN OLE MISS HISTORY

Terence Davis enters his senior season looking to move up the Rebels' all-time scoring list.

2018-19 REBEL BREAKDOWN

RETURNEES (7)
Starters (3)

No.	Name	Pos.	Ht.	Wt.	Yr.	Exp.	Ppg	Rpg	Apg	Spg	Bpg	G/GS
3	Terence Davis	G	6-4	205	Sr.	3L	13.8	6.2	2.1	0.9	0.9	32/24
4	Breein Tyree	G	6-2	195	Jr.	2L	10.8	2.2	2.8	0.7	0.3	32/23
12	Bruce Stevens	F	6-8	252	Sr.	1L	10.8	5.3	1.2	0.5	0.5	32/19

Other Letterwinners (4)

No.	Name	Pos.	Ht.	Wt.	Yr.	Exp.	Ppg	Rpg	Apg	Spg	Bpg	G/GS
2	Devontae Shuler	G	6-2	192	So.	1L	6.0	2.7	1.1	1.0	0.1	32/9
30	Antonio Morgano	G	5-10	173	So.	1L	0.0	0.0	0.0	0.0	0.0	1/0
13	Dominik Olejniczak	C	7-0	260	Jr.	1L	4.3	2.6	0.4	0.4	0.6	32/11
20	D.C. Davis	G	5-11	185	Sr.	1L	1.0	0.2	0.3	0.3	0.0	5/1


Senior G Terence Davis

• Ole Miss returns three starters from last year's squad that all averaged double digits in scoring (**Terence Davis** – 13.8 ppg, **Bruce Stevens** – 10.8 ppg, **Breein Tyree** – 10.8 ppg). Add in **D.C. Davis**, **Dominik Olejniczak** and **Devontae Shuler**, Rebel returners combined for 87 starts last season.

• Three double-digit scorers are back for the first time since the 2012-13 campaign when the Rebels went on to post a 27-9 record, capture the SEC Tournament title and advance to the third round of the NCAA Tournament.

• **Terence Davis** ranks 39th in Ole Miss history with 1,011 career points.

• **Bruce Stevens** and **Breein Tyree** saw their scoring output increase in SEC play a season ago. Tyree averaged 12.3 ppg, while Stevens added 11.8 ppg.

• **Number changes** – Two returning Rebels have changed numbers heading into the 2018-19 season: **Antonio Morgano** (#10 to #30) and **Devontae Shuler** (#0 to #2).

LOST (7)
Starters (2)

No.	Name	Pos.	Ht.	Wt.	17-18 Yr.	Exp.	Ppg	Rpg	Apg	Spg	Bpg	G/GS
2	Marcanvis Hymon	F	6-7	220	Sr.	4L	4.4	2.6	0.8	0.4	0.8	32/23
5	Markel Crawford	G	6-4	210	Sr.	1L	9.2	4.0	2.1	1.2	0.2	32/25

Other Letterwinners (5)

1	Deandre Burnett	G	6-2	192	Sr.	2L	13.5	2.0	3.9	0.6	0.0	31/18
22	Karlis Silins*	F	6-11	245	R-Fr.	RS	0.5	0.6	0.0	0.1	0.1	8/0
24	Lane Below	G	6-1	185	Sr.	2L	0.0	0.0	0.0	0.0	0.0	2/0
34	Ilya Tyrtyschnik	G	6-3	185	Fr.	1L	0.0	0.7	0.0	0.0	0.0	3/0
50	Justas Furmanavicius	F	6-7	210	Sr.	2L	3.2	3.0	0.4	0.5	0.7	32/7

*Stats are from 2016-17 season (missed 2017-18 due to injury)

• Ole Miss must replace two starters, including four-year letterman **Marcanvis Hymon**. The forward ended his Ole Miss career ranked 10th in school history with 97 blocks. The Rebels also lost graduate transfer **Markel Crawford**, who led the team in minutes and steals.

• **Deandre Burnett**, one of the top two scorers in each of the last two seasons, also graduated. Burnett led Ole Miss in assists a season ago.

2018-19 REBEL BREAKDOWN

NEWCOMERS (8)

No.	Name	Pos.	Ht.	Wt.	Yr.	Exp.	Hometown (Previous School)
0	Blake Hinson	G/F	6-7	229	Fr.	HS	Deltona, Fla. (Sunrise Christian Academy (Kan.))
1	Zach Naylor	F	6-8	220	Jr.	JC	Houston, Texas (Weatherford College)
5	Brian Halums	G	6-5	188	Jr.	JC	Hollandale, Miss. (Itawamba C.C.)
10	Carlos Curry	F	6-11	235	Fr.	HS	Albany, Ga. (Dougherty Comprehensive)
11	Franco Miller Jr.	G	6-2	202	Fr.	HS	Freeport, Bahamas (Crestwood Prep (Canada))
14	KJ Buffen	F	6-7	220	Fr.	HS	Gainesville, Ga. (Gainesville)
15	Luis Rodriguez	G/F	6-6	202	Fr.	HS	Los Angeles, Calif. (Woodstock Academy (Conn.))
33	John McBride	G	6-5	215	Fr.	HS	Memphis, Tenn. (Memphis University School)

• Six freshmen and two junior college transfers make up the 2018-19 newcomers. All six freshmen joined the team following the hire of new head coach **Kermit Davis**.

• All eight newcomers saw action during the Rebels' preseason trip to Canada. **Blake Hinson**, a four-star wing from Deltona, Florida, led all newcomers in scoring at 9.0 ppg.

2018-19 REBELS



Front Row (L-R): director of operations Thomas Gray, assistant coach Win Case, KJ Buffen, Devontae Shuler, D.C. Davis, Breein Tyree, head coach Kermit Davis, Terence Davis, Franco Miller Jr., Brian Halums, Antonio Morgano, assistant coach Ronnie Hamilton, assistant coach Levi Watkins. Back Row (L-R): athletic trainer Andrew Beyke, strength and conditioning coach Riley Allen, coordinator of player development Vic Meena, assistant director of on-campus recruiting Connor Walsh, Blake Hinson, Eric Horn, Carlos Curry, Dominik Olejniczak, Bruce Stevens, Zach Naylor, Luis Rodriguez, John McBride, coordinator of video services Nate Dye, graduate assistant Nick Williams, graduate assistant Lane Below.



2018-19 REBEL ROSTER

NUMERICAL

No.	Name	Pos.	Ht.	Wt.	Yr.	Hometown (Previous School)
0	Blake Hinson	G/F	6-7	229	Fr.	Deltona, Fla. (Sunrise Christian Academy (Kan.))
1	Zach Naylor	F	6-8	220	Jr.	Houston, Texas (Weatherford College)
2	Devontae Shuler	G	6-2	192	So.	Irmo, S.C. (Oak Hill Academy)
3	Terence Davis	G	6-4	205	Sr.	Southaven, Miss. (Southaven)
4	Breein Tyree	G	6-2	195	Jr.	Somerset, N.J. (St. Joseph HS)
5	Brian Halums	G	6-5	188	Jr.	Hollandale, Miss. (Itawamba C.C.)
10	Carlos Curry	F	6-11	235	Fr.	Albany, Ga. (Dougherty Comprehensive)
11	Franco Miller Jr.	G	6-2	202	Fr.	Freeport, Bahamas (Crestwood Prep (Canada))
12	Bruce Stevens	F	6-8	252	Sr.	Louin, Miss. (Jones County JC)
13	Dominik Olejniczak	C	7-0	260	Jr.	Torun, Poland (Drake)
14	KJ Buffen	F	6-7	220	Fr.	Gainesville, Ga. (Gainesville)
15	Luis Rodriguez	G/F	6-6	202	Fr.	Los Angeles, Calif. (Woodstock Academy (Conn.))
20	D.C. Davis	G	5-11	185	Sr.	Purvis, Miss. (Jones County JC)
30	Antonio Morgano	G	5-10	173	So.	Morgantown, W. Va. (Morgantown)
33	John McBride	G	6-5	216	Fr.	Memphis, Tenn. (Memphis University School)

ALPHABETICAL

No.	Name	Pos.	Ht.	Wt.	Yr.	Hometown (Previous School)
14	KJ Buffen	F	6-7	220	Fr.	Gainesville, Ga. (Gainesville)
10	Carlos Curry	F	6-11	235	Fr.	Albany, Ga. (Dougherty Comprehensive)
20	D.C. Davis	G	5-11	185	Sr.	Purvis, Miss. (Jones County JC)
3	Terence Davis	G	6-4	205	Sr.	Southaven, Miss. (Southaven)
5	Brian Halums	G	6-5	188	Jr.	Hollandale, Miss. (Itawamba C.C.)
0	Blake Hinson	G/F	6-7	229	Fr.	Deltona, Fla. (Sunrise Christian Academy (Kan.))
33	John McBride	G	6-5	216	Fr.	Memphis, Tenn. (Memphis University School)
11	Franco Miller Jr.	G	6-2	202	Fr.	Freeport, Bahamas (Crestwood Prep (Canada))
30	Antonio Morgano	G	5-10	173	So.	Morgantown, W. Va. (Morgantown)
1	Zach Naylor	F	6-8	220	Jr.	Houston, Texas (Weatherford College)
13	Dominik Olejniczak	C	7-0	260	Jr.	Torun, Poland (Drake)
15	Luis Rodriguez	G/F	6-6	202	Fr.	Los Angeles, Calif. (Woodstock Academy (Conn.))
2	Devontae Shuler	G	6-2	192	So.	Irmo, S.C. (Oak Hill Academy)
12	Bruce Stevens	F	6-8	252	Sr.	Louin, Miss. (Jones County JC)
4	Breein Tyree	G	6-2	195	Jr.	Somerset, N.J. (St. Joseph HS)

COACHING STAFF

Head Coach:

Kermit Davis (Mississippi State, 1982), First Season

Assistant Coaches:

Win Case (University of Science and Arts of Oklahoma, 1986), First Season

Ronnie Hamilton (Duke, 2002), First Season

Levi Watkins (NC State, 2005), First Season

Coordinator of Basketball Operations: Thomas Gray

Coordinator of Video Services: Nathan Dye

Athletic Trainer: Andrew Beyke

Strength & Conditioning Coach: Riley Allen

Senior Staff Assistant: Kara Hobson

PRONUNCIATION GUIDE

KJ BUFFEN

BUFF-en

Brian HALUMS

HAL-ums


DOMINIK OLEJNICZAK

DAH-mih-nick oh-la-NEE-chak

DEVONTAE Shuler

duh-VON-tay


2018-19 RADIO/TV ROSTER



0

BLAKE HINSON


6-7 • 229 • G/F • Fr.
Deltona, Fla.



1

ZACH NAYLOR


6-8 • 220 • F • Jr.
Houston, Texas



2

DEVONTAE SHULER

6-2 • 192 • G • So.
Irmo, S.C.



3

TERENCE DAVIS


6-4 • 205 • G • Sr.
Southaven, Miss.



4

BREEIN TYREE


6-2 • 195 • G • Jr.
Somerset, N.J.



5

BRIAN HALUMS


6-5 • 188 • G • Jr.
Hollandale, Miss.



10

CARLOS CURRY

6-11 • 235 • F • Fr.
Albany, Ga.



11

FRANCO MILLER JR.


6-2 • 202 • G • Fr.
Freeport, Bahamas



12

BRUCE STEVENS


6-8 • 252 • F • Sr.
Louin, Miss.



13

DOMINIK OLEJNICZAK

7-0 • 260 • C • Jr.
Torun, Poland



14

KJ BUFFEN


6-7 • 220 • F • Fr.
Gainesville, Ga.



15

LUIS RODRIGUEZ


6-6 • 202 • G/F • Fr.
Los Angeles, Calif.



20

D.C. DAVIS


5-11 • 185 • G • Sr.
Purvis, Miss.



30

ANTONIO MORGANO

5-10 • 173 • G • So.
Morgantown, W. Va.



33

JOHN MCBRIDE

6-5 • 216 • G • Fr.
Memphis, Tenn.




KERMIT DAVIS

Head Coach
First year at Ole Miss



WIN CASE

Assistant Coach
First year at Ole Miss



RONNIE HAMILTON

Assistant Coach
First year at Ole Miss



LEVI WATKINS

Assistant Coach
First year at Ole Miss



After leading Middle Tennessee to conference championships and NCAA Tournament runs, Kermit Davis returned to his home state as the 22nd permanent head coach of the Ole Miss basketball program, as announced on March 15, 2018.

A native of Leakesville, Mississippi, Davis guided the Blue Raiders to league titles in seven of his last nine years in Murfreesboro, between Conference USA and the Sun Belt. Middle Tennessee is one of five programs he has led to conference championships in 36 years as an assistant and head coach.

An eight-time conference coach of the year, Davis is 34th among active Division I head coaches with 403 career wins, including stints at MT, Idaho and Texas A&M. He ranks 11th nationally in winning percentage over the last three years and 13th over the last seven.

Under Davis' watch, Middle Tennessee made the 2013, 2016 and 2017 NCAA tournaments and defeated No. 2 seed Michigan State and No. 5 seed Minnesota in back-to-back seasons. He boasts five NCAA Tournament appearances as a head coach between the Blue Raiders and Vandals.

With a 25-8 record in 2018, Middle Tennessee reached the 24-win mark for the sixth time in the last seven seasons, which in turn led to six postseason appearances during that period. The Blue Raiders won consecutive Conference USA regular season titles in Davis' final two years, posting a 33-3 mark in C-USA play.

Davis' Blue Raiders posted a 31-5 record in 2017, including a 17-1 mark in Conference USA play, setting a school record for overall victories and a C-USA record for league wins. Middle Tennessee swept the conference regular season and tourney titles on its way to a second consecutive NCAA Tournament berth that saw them topple No. 5 seed Minnesota, 81-72, in Milwaukee.

The Blue Raiders finished the 2016 season with a 25-10 mark and won their first Conference USA Tournament title just three years into their tenure. In the Big Dance, Davis led the Raiders to St. Louis as a No. 15 seed against Tom Izzo's No. 2 seed and second-ranked Michigan State Spartans, directing one of the biggest upsets in NCAA Tournament history as the Blue Raiders

captured a 90-81 win to move into the second round.

Middle Tennessee was a giant killer under Davis, posting a 12-11 record against seven different Power 5 teams from 2012 through 2018. Over the final three seasons, the Blue Raiders boasted a 7-1 record against the SEC and Big Ten, including the two NCAA Tournament wins.

Defense has long been a staple for Davis' squads, as the Blue Raiders ranked top-two in C-USA in scoring defense in each of his final four seasons. That style of play has correlated to tremendous success on the road, including a 23-3 record away from home over his last two campaigns.

With Davis' emphasis on academics, Middle Tennessee was one of only six teams in 2017 and one of only seven in 2016 with a 100 percent graduation rate and also win an NCAA Tournament game that season — joining Kansas, Villanova, Duke, Notre Dame and Butler in both seasons as well as Iowa in 2016. Davis has graduated 52 consecutive MT student-athletes that exhausted their eligibility.

Davis excelled in ramping up fan support during his tenure as well, frequently surpassing season attendance marks while averaging a home crowd of nearly 7,000 in his final season. A Murphy Center attendance record of 11,807 was set for Western Kentucky in 2004, while 11,802 fans were on hand for the Tennessee game in 2009.

Davis coached 25 all-conference players and five players of the year at Middle Tennessee and signed five top-25 recruiting classes, including the No. 11 class in 2004. He left Murfreesboro as the all-time winningest coach for both the school and the Sun Belt Conference.

Before arriving at Middle Tennessee in 2002, Davis spent five seasons as the associate head coach at LSU under John Brady. With Davis assembling multiple top-five recruiting classes, the Tigers captured the SEC title in 2000 and reached the Sweet 16 for the first time in 13 years.

In two tours of duty as Idaho head coach in 1997 and from 1989-90, Davis compiled a 63-29 record, the best three-year

total in the program's history, and earned NCAA Tournament berths in 1989 and 1990.

Davis took the helm at Idaho before the 1989 season after two years as an assistant coach under Tim Floyd, and at the time, was the youngest Division I head coach in the nation at age 28. It was not the first time Davis had been the country's youngest head coach. When he was hired as the head coach at Southwest Mississippi Community College in 1984, he became the youngest junior college coach in the nation at age 24. His youth served him well at Southwest Mississippi, as he put together a 39-20 record in two seasons. His 1986 squad won 22 games, posting the school's first 20-win season in 17 years.

After spending two seasons as the head coach at Idaho, Davis went on to become the head coach at Texas A&M for the 1991 campaign. From Texas A&M, Davis moved on to serve as associate head coach at Chipola Junior College for two seasons before ascending to the top spot for the 1994 campaign. During his season as the team's head coach, Chipola finished the season ranked No. 4 in the national polls and posted a 27-5 record, giving the team the second-most wins in school history.

From Chipola, Davis moved on to serve as associate head coach at Utah State from 1995-96. With the Aggies, Davis coached under Larry Eustachy, and the pair combined to win the Big West championship in 1995.

The son of former Mississippi State head coach Kermit Davis Sr., the younger Davis played for the Bulldogs and graduated from MSU in 1982, before beginning his coaching career at his alma mater as a graduate assistant.

He and his wife, Betty, have two daughters, Ally and Claire.



An eight-time conference coach of the year, Davis is the winningest coach in Middle Tennessee history.



The Davis family (from L-to-R): Betty, Kermit, Ally, Claire.



COACHES/STAFF

THE KERMIT DAVIS FILE

CAREER RECORD AS A HEAD COACH (ALL DIVISIONS):

469-263 (.641 pct. / 23 seasons)

CAREER RECORD AS A HEAD COACH (DIVISION I):

403-238 (.629 pct. / 20 seasons)

COACHING HONORS

- 1989 Big Sky Coach of the Year (league)
- 1990 Big Sky Coach of the Year (league)
- 2003 Sun Belt Coach of the Year (league)
- 2008 Sun Belt Coach of the Year (CollegInsider.com)
- 2010 Sun Belt Coach of the Year (CollegInsider.com)
- 2012 Sun Belt Coach of the Year (league, CollegInsider.com)
- 2012 NABC District 24 Coach of the Year
- 2013 Sun Belt Coach of the Year (league, CollegInsider.com)
- 2016 Daily News Journal Sportsperson of the Year
- 2017 Conference USA Coach of the Year (league)
- 2017 NABC District 11 Coach of the Year
- 2017 TSWA Coach of the Year



COACHING CAREER

Season	School	Position	Record/Postseason
1984-85	Southwest Mississippi CC	Head Coach	17-9
1985-86	Southwest Mississippi CC	Head Coach	22-11
1986-87	Idaho	Assistant Coach	16-14
1987-88	Idaho	Assistant Coach	19-11
1988-89	Idaho	Head Coach	25-6/NCAA First Round
1989-90	Idaho	Head Coach	25-6/NCAA First Round
1990-91	Texas A&M	Head Coach	8-21
1991-92	Chipola	Associate Head Coach	
1992-93	Chipola	Associate Head Coach	
1993-94	Chipola	Head Coach	27-5/State Semifinals
1994-95	Utah State	Associate Head Coach	21-8/NIT
1995-96	Utah State	Associate Head Coach	18-15
1996-97	Idaho	Head Coach	13-17
1997-98	LSU	Associate Head Coach	9-18
1998-99	LSU	Associate Head Coach	12-15
1999-2000	LSU	Associate Head Coach	28-6/NCAA Sweet Sixteen
2000-01	LSU	Associate Head Coach	13-16
2001-02	LSU	Associate Head Coach	19-15/NIT Second Round
2002-03	Middle Tennessee	Head Coach	16-14
2003-04	Middle Tennessee	Head Coach	17-12
2004-05	Middle Tennessee	Head Coach	19-12
2005-06	Middle Tennessee	Head Coach	16-12
2006-07	Middle Tennessee	Head Coach	15-17
2007-08	Middle Tennessee	Head Coach	17-15
2008-09	Middle Tennessee	Head Coach	18-14
2009-10	Middle Tennessee	Head Coach	19-14/CIT First Round
2010-11	Middle Tennessee	Head Coach	16-16
2011-12	Middle Tennessee	Head Coach	27-7/NIT Quarterfinals
2012-13	Middle Tennessee	Head Coach	28-6/NCAA First Four
2013-14	Middle Tennessee	Head Coach	24-9
2014-15	Middle Tennessee	Head Coach	19-17/CIT First Round
2015-16	Middle Tennessee	Head Coach	25-10/NCAA Second Round
2016-17	Middle Tennessee	Head Coach	31-5/NCAA Second Round
2017-18	Middle Tennessee	Head Coach	25-8/NIT Second Round

NOTEWORTHY

- Nine seasons of 24 or more wins as a head coach
- Eight-time conference coach of the year
- Winningest head coach in Middle Tennessee history
- Winningest head coach in Sun Belt Conference history
- Youngest Division I head coach in the nation at Idaho at age 28
- Youngest junior college coach in the nation at Southwest Mississippi at age 24

EDUCATION: Bachelor's (1982); Master's (1984) - Mississippi State

WHAT THEY ARE SAYING ABOUT DAVIS

ROSS BJORK

OLE MISS VICE CHANCELLOR FOR INTERCOLLEGIATE ATHLETICS

"Kermit really kept rising to the top as sort of a no-brainer, matter of fact hire for us because of what he's done at Middle Tennessee. With his connections to this region, it's just a perfect fit and a great hire for us."

CHRIS MASSARO

MIDDLE TENNESSEE DIRECTOR OF ATHLETICS

"It has been an incredible experience for me personally and professionally working with Kermit (Davis) the past 13 years. There have been some watershed moments that will always be embedded in our school's history during his time as head coach of the Blue Raiders. Speaking on behalf of the entire Blue Raider family, we will all miss Kermit and his family immensely. Ole Miss has made a great hire, and I know they will do well."

GIDDY POTTS

MIDDLE TENNESSEE SENIOR GUARD

"He gave me an opportunity to play Division I basketball, and that's something I'll always be thankful for. I've really enjoyed playing for him and learning from him, and I wish him the best. He is an incredible coach and person, and we are all happy for him to have such a great opportunity back in his home state with his family."

TIM FLOYD

FORMER NBA/NCAA HEAD COACH

"It's a home run hire. They knocked it out of the park. Ole Miss has crushed it."

JOHN BRADY

LSU HEAD COACH (1997-2008)

"Together, we got the LSU program going in the right direction, and I can tell you from first-hand experience that Kermit knows how to build a program."

DAVE ODOM

WAKE FOREST HEAD COACH (1989-2001)
SOUTH CAROLINA HEAD COACH (2001-08)

"I totally endorse that decision. It's an excellent choice."

TONY BARNHART

SEC NETWORK ANALYST

"Kermit Davis is a helluva coach."

VAN CHANCELLOR

HALL OF FAME WOMEN'S BASKETBALL COACH
OLE MISS (1979-96)

"Ross Bjork has hit a home run with this decision - wait and see. I have talked with numerous men's basketball coaches, and they all say the same thing - Kermit Davis Jr. is a 'coaching machine.'"

GARY PARRISH

CBS SPORTS COLLEGE BASKETBALL WRITER

"Simply put, this is a hire respected in basketball circles."

RICK CLEVELAND

RENOWNED MISSISSIPPI SPORTSWRITER

"A safe hire? No, Ole Miss crushed it with Kermit Davis Jr."

TIM BRANDO

FOX SPORTS BASKETBALL ANNOUNCER

"Kermit Davis is a tremendous hire for Ole Miss Basketball. Magnificent work at Middle Tennessee and his impact in Oxford will be felt immediately."



Ole Miss BASKETBALL

ALL HE DOES IS WIN

403 CAREER WINS

34TH AMONG ACTIVE HEAD COACHES

	Winning Percentage	National Rank	Wins	National Rank
LAST 3 SEASONS	.779	11TH	81	13TH
LAST 7 SEASONS	.743	13TH	179	15TH

- Ranks 124th all-time in career wins and 34th among active head coaches
- Coached Middle Tennessee to 179 wins in the last seven seasons, the most by any school in the state of Tennessee during that span
- Last season, led the Blue Raiders to a nation-best 12 road wins as Middle Tennessee went 12-2 in true road games

- Coached one of the biggest upsets in NCAA Tournament history, leading No. 15 seed Middle Tennessee to a win over No. 2 seed Michigan State in the 2016 NCAA Tournament
- One year later, led Middle Tennessee back to the NCAA Tournament as a No. 12 seed, where they beat No. 5 seed Minnesota
- Other wins over Power 5 schools include Auburn, Ole Miss, Tennessee, UCLA and Vanderbilt



Ole Miss BASKETBALL

GIANT KILLER

12 WINS VS. POWER 5 SCHOOLS

(LAST 7 SEASONS)

7-1 VS. SEC AND BIG TEN SCHOOLS OVER THE PAST 3 SEASONS.

SEC BIG



Ole Miss BASKETBALL

HELPED 5 PROGRAMS WIN CONFERENCE TITLES:



(1989, 1990)



(1994)



(1995)




(2000)



(2010, 2012, 2013, 2014, 2016, 2017, 2018)

- As a head coach, has led his teams to 14 conference championships (10 regular season, four conference tournaments)
- Serving as associate head coach, helped Utah State and LSU earn conference titles; took LSU to the Sweet 16 to conclude a 28-6 campaign
- Won nine conference championships (seven regular season, two conference tournaments) at Middle Tennessee over the past nine seasons



WELCOME WIN CASE

ASSISTANT COACH



Win Case is in his first season as Ole Miss assistant coach after head coach Kermit Davis named him to the staff in March 2018.

Prior to his arrival in Oxford, Case spent the last 10 seasons on Davis' staff at Middle Tennessee, helping the Blue Raiders capture seven conference titles and make three NCAA Tournament appearances. Middle Tennessee won 232 games during Case's decade in Murfreesboro, including six seasons with at least 24 victories.

"Win Case has won two national championships as a head coach at Oklahoma City University and has been so instrumental in our championship runs over the last 10 years," said Davis. "He is one of the most charismatic coaches in our business!"

Case has been highly successful at each of his previous collegiate stops and has a proven track record as both an assistant and head coach, having been part of national championship teams in each capacity. His career win-loss record as a head coach is an astounding 392-169.

The highly successful coach was most recently head men's basketball coach at Redlands College for one season, following a two-year stint at Eastern Oklahoma State College, where he served as head men's basketball coach and athletics director. Case was head coach at Oklahoma City University for 13 years, posting a 343-127

record and winning the NAIA National Championship in 1994 and again in 1996. Before being head coach at Oklahoma City, Case served as an assistant there for two years and was part of two NAIA national championships (1991, 1992). The 1992 squad was 38-0.

Case played two seasons at Seminole Junior College and led the team to a runner-up finish in the NJCAA national championship game. Following two years of junior college, Case played two years at Oklahoma State, where he averaged 10.7 points as a senior. Case and current Kansas head coach Bill Self were teammates at Oklahoma State, and his son, Jeremy, was a member of Kansas' national championship team in 2008 and is currently an assistant coach for the Jayhawks.

Case began his coaching career as an assistant at Oklahoma Baptist in 1987. He spent two seasons as an assistant at Eastern Oklahoma before joining the staff at Oklahoma City University. He earned his bachelor's degree from the University of Science and Arts of Oklahoma in 1986.

Case has four children – Jeremy, Tiffany, Pierce and Julian. He is married to the former Ronda Crowe.

THE CASE FILE

COACHING CAREER

Season	School	Position
2009-18	Middle Tennessee	Assistant Coach
2008	Redlands College	Head Coach/Athletic Director
2006-07	Eastern Oklahoma St.	Head Coach/Athletic Director
1994-2005	Oklahoma City University	Head Coach
1992-93	Oklahoma City University	Assistant Coach
1989-90	Eastern Oklahoma St.	Assistant Coach
1988	Oklahoma Baptist	Assistant Coach

EDUCATION

1986 B.A. in Education
University of Science and Arts of Oklahoma



Coach Case (middle) talks to Rebels Breein Tyree (left) and Devontae Shuler (right) before a preseason game in Canada.

WELCOME RONNIE HAMILTON

ASSISTANT COACH

OleMiss
BASKETBALL



Ronnie Hamilton is in his first year as assistant coach for the Rebels, having been hired by head coach Kermit Davis in March 2018.

Before coming to Ole Miss, Hamilton was at Middle Tennessee for four seasons, assisting the program in one of the best runs in school history. Alongside Davis and fellow Rebel assistant Win Case, he helped produce a stretch in which the Blue Raiders earned three straight Conference USA championships, recorded two NCAA Tournament upsets over No. 2 seed Michigan State (2016) and No. 5 seed Minnesota (2017) and won a school-record 31 games (2016).

Before arriving at Middle Tennessee, Hamilton was familiar with Conference USA due to stints at Houston and Tulane. The Oxford, North Carolina, native joined the Blue Raider coaching staff after a two-year stop at Houston.

During the 2012-13 season, Hamilton helped the Cougars post a 20-13 record and a 7-9 mark in C-USA play before they made the move to the American Athletic Conference.

In his first season with Houston, Hamilton worked closely with guard Joseph Young, who was named to the All-Conference USA Third Team and was selected to the USBWA All-District VII squad. During the 2012-13 campaign, Hamilton also worked closely with Danuel House, who went on to garner C-USA Freshman of Year honors, marking a program first for Houston in C-USA.

Prior to his two years at Houston, Hamilton spent a pair of years on the Tulane coaching staff. With the Green Wave, he played a large role in recruiting 2012 All-Conference USA First Team honoree and C-USA Freshman of the Year Ricky Tarrant. Hamilton was also heavily involved in recruiting Josh Davis, who was a First Team All-C-USA player during the 2012-13 season.

Hamilton served two years as an assistant at The Citadel, where he was instrumental in the development and recruitment of All-Southern Conference selection and mid-major All-Americans Demetrius Nelson, John Brown, Michael Groselle and Cameron Wells. While on the Bulldog coaching staff, Hamilton helped lead The Citadel to 36 wins, including a school-record tying 20 wins during the 2008-09 campaign.

Hamilton made his way to Charleston, South Carolina after a three-year stint at Division II member Tarleton State from 2005-08. The Texans posted a 70-23 record, picking up wins against Baylor and TCU during his tenure in Stephenville, Texas. In 2005-06, Tarleton State made the program's second-straight Elite Eight appearance and posted a 27-7 overall record.

In 2005, Hamilton graduated with his master's in physical education with a concentration in sports administration from UNC Pembroke, where he served as a graduate assistant coach for the Braves from 2003-05. As a GA at Pembroke, he was responsible for planning practices, leading on-floor coaching, heading up the strength and conditioning program and handling film exchange, while also serving as the recruiting coordinator.

He received his bachelor's degree in political science and history from Duke in 2002. Hamilton was a four-year letterman for the Blue Devil football team as a defensive back.

Hamilton is married to the former Christabell Mariner. They have one daughter named Annalisa Nola Afakasi and one son, Bryson Ioane Lawrence.

THE HAMILTON FILE

COACHING CAREER

Season	School	Position
2015-18	Middle Tennessee	Assistant Coach
2013-14	Houston	Assistant Coach
2011-12	Tulane	Assistant Coach
2009-10	Citadel	Assistant Coach
2006-08	Tarleton State	Assistant Coach
2004-05	UNC Pembroke	Graduate Assistant

EDUCATION

2002	B.A. in Political Science and History Duke
------	---



Coach Hamilton leads by example, participating in a drill during practice.

WELCOME LEVI WATKINS

ASSISTANT COACH



Levi Watkins is in his first year as assistant coach for the Rebels, having been hired by head coach Kermit Davis in April 2018.

Before coming to Ole Miss, Watkins was an assistant coach at Arizona State for three seasons where he played a major role in all aspects of the program, including recruiting, player development, scouting and game preparation, academics and community relations. In Watkins' final season at Arizona State, the Sun Devils were ranked as high as No. 3 in the AP poll (highest in school history) and was the last undefeated team in Division I men's basketball. Arizona State went 12-0 in non-conference play and defeated two eventual 2018 NCAA Tournament No. 1 seeds (Kansas, Xavier). Arizona State was the only major conference team to lead their conference in scoring and turnover margin. Also in Watkins' final season at Arizona State, the Sun Devils broke their home basketball attendance record and participated in the 2018 NCAA Tournament.

Prior to Arizona State, Watkins spent two seasons as an assistant coach at the University at Buffalo, where the Bulls went 42-20 and advanced to the NCAA Tournament for the first time in school history.

In Watkins' final season at Buffalo he helped guide the University at Buffalo to its first MAC Championship and NCAA Tournament berth in addition to winning the MAC regular season title. Buffalo also tied the program's highest win total (23) and finished with a program-best RPI of 29. The Bulls won 10 road games in 2014-15, the most in school history. Buffalo closed the season as the conference leader in scoring, scoring margin and assists.

In his first year with Buffalo, Watkins helped lead the Bulls to their first outright MAC East title, leading the conference in both scoring margin and assists and ranking second in scoring. Watkins worked primarily with the post players and in both seasons a post player won MAC Player of the Year honors. Forward Justin Moss, the 2015 MAC Player of the Year, led the conference in scoring and rebounding, while forward Javon McCrea became Buffalo's all-time leading scorer and led the MAC in both scoring and rebounding during the 2013-14 season while under Watkins' direction.

Prior to Buffalo, Watkins spent eight years as both the Director of Basketball Operations and Video Coordinator at North Carolina State University (NC State). Watkins touched all facets of the program, including all day-to-day operations, recruiting, player academics, daily scheduling, and managing the program's video operations, including scouting, film edits, and exchanges. He also mentored student-athletes for academic, professional, and personal development.

In addition to serving in those capacities, Watkins served as the Executive Camp Director, Academic Liaison, and Administrative Coordinator, as well as the liaison between men's basketball and various other athletic departments and campus units. During Watkins' tenure, the Wolfpack signed five top 15 nationally-ranked recruiting classes and a total of seven McDonald's All-Americans. He also had the opportunity to work with and/or for 12 Division I head coaches.

As a player, Watkins was part of the No. 1 high school recruiting class in 2001. Julius Hodge, the 2004 ACC Player of the Year and 2005 NBA 1st round pick, along with NBA veteran Josh Powell were in the same recruiting class as Watkins. Watkins played at NC State from 2002-05.

He helped lead the Wolfpack to four consecutive NCAA Tournaments, making NC State one of 21 teams in the country to do so at the time. NC State progressed to at least the second round in three of his four years, including the Sweet Sixteen during his senior season. He has been to a combined nine NCAA Tournaments over the course of his playing and coaching careers.

While playing at the prestigious Montrose Christian High School in Rockville, Maryland, Watkins was a 2001 Parade All-American and led his team to a final top 25 national ranking. As a senior, Watkins was named the Gatorade and USA Today Maryland State Player of the Year.

Watkins graduated from North Carolina State University with a bachelor's degree in business management. He and his wife, Monica, have two children: Levi (III) and Leah.

THE WATKINS FILE

COACHING CAREER

Season	School	Position
2016-18	Arizona State	Assistant Coach
2014-15	Buffalo	Assistant Coach
2010-13	NC State	Director of Operations
2007-09	NC State	Video Coordinator
2006	NC State	Administrative Coordinator

EDUCATION

2005	B.A. in Business Management NC State
------	---



Coach Watkins gives direction from the bench during an Ole Miss preseason game in Canada.



THOMAS GRAY

COORDINATOR OF
OPERATIONS

1st Season

Thomas Gray, who spent the past four seasons as the head coach at Southwest Mississippi Community College, is in his first season as the team's coordinator of operations.

In his role with the Rebels, Gray manages the day-to-day operations of the Ole Miss men's basketball program. Specific duties include coordinating team travel, organizing summer camps and monitoring the budget.

Gray compiled a 61-39 record in four years at Southwest Mississippi C.C., guiding the Bears to the NJCAA Region 23 semifinals in each of the past two seasons. During his tenure, Gray coached 15 players that went on to earn NCAA Division I scholarships, the most of any Region 23 team over the last four years. Student-athletes excelled on and off the court under Gray's tutelage with all but two holding grade point averages that exceeded 3.0 throughout his time as Southwest's head coach.

Last season, Southwest got off to its best start in more than 20 years by winning 12 of its first 13 games. Gray led the Bears to their third straight season of at least 17 wins, the first time Southwest accomplished that feat in three decades. The season was highlighted by the largest comeback in college basketball history. Down 34

points against Pearl River with 14 minutes left, the Bears rallied to win, breaking a 68-year old record set by Duke (32 points vs. Tulane) in 1950. During the 2016-17, campaign, Southwest finished runner-up in the MACJC South Division, the highest division finish since 2001, with an 18-9 record.

His team was named the NJCAA Men's Basketball Academic Team of the Year for the second consecutive year with a team GPA of 3.59, the second-highest cumulative GPA in the history of NJCAA Men's Basketball. The Bears became the first MACJC men's basketball team to ever win the award in 2015-16, boasting a 3.42 GPA. In just his second season as Southwest head coach, Gray led the Bears to a MACJC State Championship for the first time in 53 years.

Prior to becoming the head coach, Gray was an assistant coach at SMCC for three seasons. He began working in the college basketball world as a graduate assistant at Mississippi College, where he earned his master's degree in 2011. Gray also attended Mississippi College as an undergraduate, collecting a bachelor's degree in 2009.

Nathan Dye is in his third year as the coordinator of video services for the Ole Miss men's basketball program.

Dye is responsible for the program's video operations and primarily focuses on team and opponent scouting, motivational and highlight videos, and the collection and organization of the team's video and data files.

Dye served as a graduate manager for Ole Miss from 2012-14. He helped the Rebels to 46 wins over two years, including the SEC Tournament Championship in 2013, and a win over Wisconsin in the NCAA Tournament that season.

A native of Jackson, Mississippi, Dye graduated from Jackson Academy and earned his B.A. in Public Policy Leadership from Ole Miss in 2012 and his M.B.A. in 2014. Born October 1, 1989, he is the son of Hamp and Shannon Dye and has one brother, David. He married the former Hannah Korte, of Metropolis, Illinois, on July 25, 2015. Hannah and Nathan are parents to two daughters, Ann and Elle, and have one dog, Nash.




NATHAN DYE

VIDEO COORDINATOR


3rd Season

Ole Miss, 2012

SUPPORT STAFF




Vic Meena
Coordinator of Player
Development



Lane Below
Graduate Assistant



Nick Williams
Graduate Assistant



Connor Walsh
Assistant Director of
On-Campus Recruiting



Kara Hobson
Senior Staff Assistant



Riley Allen
Strength & Conditioning Coach



Andrew Beyke
Athletic Trainer





20

D.C. DAVIS

5-11 • 185 • SR • G

Hometown: Purvis, Miss.
Last School: Jones County JC

- APPEARED IN FIVE GAMES LAST SEASON
- ONE OF THREE SENIORS ON THE TEAM

2017-18 (JUNIOR): Played in five games, making one start ... Scored five points and added one steal, one assist and one rebound throughout the season ... Knocked down a three-pointer in the final minutes at No. 18 Tennessee (2/3) ... Recorded one point at Texas (1/27) ... Started against Texas A&M-Corpus Christi (12/19), playing a season-high nine minutes and scoring one point ... Earned a spot on the SEC First-Year Academic Honor Roll.

JUNIOR COLLEGE: Played two seasons at Jones County Junior College under former Ole Miss All-American Rahim Lockhart ... As a sophomore, earned All-Region 23 and All-MACJC second team honors by averaging 15.9 points, 2.5 rebounds, 1.5 assists and 0.9 steals per game ... Helped lead the Bobcats to a 29-2 record and into the NJCAA Tournament's round of 16 ... Shot 48 percent from the floor, while making 63 threes and 86 percent of his attempts from the free throw line throughout 27 games ... Scored more than 20 points in six different contests, including a career-high 36 points in a win over Mississippi Gulf Coast ... Participated in the MACJC Men's All-Star Basketball Game following the conclusion of the season ... Played in 23 games as a freshman, averaging 7.3 points per game ... Shot 51.3 percent from the floor, including 38.9 from three-point range.

HIGH SCHOOL: Earned four varsity letters at Purvis High School under head coach Charles Neely ... Led the state in scoring as a senior, averaging 34.3 points per game ... Shot 51 percent from the floor and made 78 buckets from beyond the arc ... Earned District 7-4A MVP honors ... Competed in

the 2015 Mississippi-Alabama All-Star Game ... Averaged 28 points and six rebounds per game as a junior and played against current Rebel teammate Terence Davis in the 2014 Mississippi Association of Coaches All-Star Game ... Averaged 22.8 points per game as a sophomore and was named to the USA Today All-Area team ... As a freshman, scored 16 points per game.

PERSONAL: Full name is David Carroll Davis Jr. ... Son of David Carroll and Tracy Davis ... Born: Sept. 8, 1996 ... Has one brother, Shaun, and one sister, Constance ... Enjoys playing the piano ... General Studies major with an emphasis in Education, Legal Studies, and Recreation Administration.



2017-18 GAME-BY-GAME STATISTICS

Date	Opponent	Min	FG	3-pt	FT	Pts	Rebs	A	TO	B	S
11-10	Louisiana	DNP									
11-13	Eastern Kentucky	DNP									
11-17	Georgia State	DNP									
11-20	Utah	DNP									
11-22	Rice	1	0-0	0-0	0-0	0	0	0	0	0	0
11-28	South Dakota State	DNP									
12-2	Virginia Tech	DNP									
12-9	Middle Tennessee	1	0-0	0-0	0-0	0	0	0	0	0	0
12-13	Sam Houston State	DNP									
12-16	Illinois State	DNP									
12-19	Texas A&M-CC*	9	0-1	0-1	1-2	1	0	1	2	0	1
12-22	Bradley	DNP									
12-31	South Carolina	DNP									
1-3	Georgia	DNP									
1-6	Mississippi State	DNP									
1-9	Auburn	DNP									
1-13	Florida	DNP									
1-16	Texas A&M	DNP									
1-20	Arkansas	DNP									
1-23	Alabama	DNP									
1-27	Texas	3	0-0	0-0	1-2	1	1	0	0	0	0
1-30	Auburn	DNP									
2-3	Tennessee	2	1-1	1-1	0-0	3	0	0	0	0	0
2-6	Missouri	DNP									
2-10	LSU	DNP									
2-13	Arkansas	DNP									
2-17	Mississippi State	DNP									
2-20	Missouri	DNP									
2-24	Tennessee	DNP									
2-28	Kentucky	DNP									
3-3	Vanderbilt	DNP									
2-28	Kentucky	DNP									
3-7	South Carolina	DNP									
TOTALS		16	1-2	1-2	2-4	5	1	1	2	0	1

* Indicates start
Home game in bold

CAREER HIGHS

POINTS

3 at Tennessee (2/3/18)

REBOUNDS

1 at Texas (1/27/18)

FIELD GOALS

1 at Tennessee (2/3/18)

FREE THROWS

1, 2x, MR: at Texas (1/27/18)

THREE-POINTERS

1 at Tennessee (2/3/18)

ASSISTS

1 vs. Texas A&M-Corpus Christi (12/19/17)

STEALS

1 vs. Texas A&M-Corpus Christi (12/19/17)

BLOCKS

CAREER STATISTICS

YEAR	G-GS	MIN/AVG	FG-FGA	PCT	3P-3PA	PCT	FT-FTA	PCT	REB-AVG	A	TO	B	S	PTS/AVG
2017-18	5-1	16/3.2	1-2	.500	1-2	.500	2-4	.500	1-0.3	1	2	0	1	5/1.0
TOTAL	5-1	16/3.2	1-2	.500	1-2	.500	2-4	.500	1-0.3	1	2	0	1	5/1.0

3

TERENCE DAVIS

6-4 • 205 • SR • G

 Hometown: Southaven, Miss.
 High School: Southaven


- **39TH REBEL WITH 1,000 CAREER POINTS**
- **LED TEAM IN POINTS, REBOUNDS AND STEALS A SEASON AGO**

2017-18 (JUNIOR): Led the team in scoring at 13.8 ppg, ranking 20th in the SEC ... Pulled down 6.2 rebounds per game, good enough for 14th in the conference ... Recorded 4.7 defensive rebounds per game (10th in the SEC) ... Paced the team in blocks (28) and ranked third in steals (29) ... Played in all 32 games, making 24 starts ... Shot 40.7 percent (157 of 386) from the floor, 31.7 percent (59 of 186) from beyond the arc and 72.0 percent (67 of 93) from the free throw line ... Recorded double figures in a team-high 22 games, reaching the 20-point plateau seven times ... Scored 16 points versus South Carolina (3/7) in the SEC Tournament to become the 39th player in Ole Miss history to eclipse 1,000 career points ... Tallied 26 points at Kentucky (2/28) ... Poured in 30 points at Arkansas (1/20) on 10 of 15 shooting (5 of 8 from three), the most points scored by a Rebel throughout the season ... Tallied 12 points, seven rebounds and a career-high six assists at Texas A&M (1/16) ... Recorded a double-double at Auburn (1/9), recording 13 points and hauling in 10 boards ... Knocked down a career-high six 3-pointers en route to scoring 25 points in a win over Bradley (12/22) ... Tallied 22 points versus South Dakota State (11/28), scoring 20 points in the second half ... Scored 24 points and added a career-high three blocks versus Georgia State (11/17) ... Began the season with a team-high 21 points in the win over Louisiana (11/10) ... Named to the SEC Community Service Team.

2016-17 (SOPHOMORE): Played in all 36 games with 27 starts ... Averaged 14.9 points, 5.3 rebounds, 1.8 assists, 1.4 steals, 0.5 blocked shots and 25.3 minutes per game ... Shot 48.2 percent from the field (200 of 415), 33.3 percent from 3-point (49 of 147) and 72.3 percent from the line (86 of 119) ... Finished third on the team and 11th in the SEC in scoring ... Also finished fourth in the league in field goal percentage and 10th in steals ... Posted the largest increase in scoring among any returning player in the conference last year ... Scored in double figures 26 times including six 20-plus and two 30-plus point performances ... Finished second on the squad with five double-doubles ... Scored a game-high 30 points and knocked down a career best 6 of 7 3-pointers in NIT win over Syracuse in the Carrier Dome (3/18) ... Had 26 points, nine rebounds and four assists versus Arkansas in the SEC Tournament (3/10) ... Posted double-double with 12 points, 10 boards and four assists in a win at Mississippi

State (2/21) ... Averaged 27.7 points per game in a three game stretch against Auburn, LSU and Arkansas (2/11-18) including a career-high 33 points in a win over LSU (2/14) ... Posted back-to-back double-doubles at Tennessee (1/17) with 20 points and 11 rebounds and at Mizzou (1/21) with 18 points and 11 rebounds ... Scored 18 points and pulled down a career-best 12 boards at Virginia Tech (12/11) ... Had 19 points and six rebounds in the season-opening win over UT Martin (11/11).

2015-16 (FRESHMAN): Played in 20 games and averaged 1.8 points, 0.9 rebounds, 0.3 assists, 0.4 steals and 6.6 minutes per game ... Shot 43.3 percent from the field (13 of 30), 27.3 percent from 3-point (3 of 11) and 36.8 percent from the line (7 of 19) ... Upped scoring average from 0.4 ppg entering SEC play to 2.3 ppg in league action ... Scored six points on 2-of-4 shooting and grabbed three boards in 17 minutes in a win at Tennessee (3/5) ... Posted six points and two rebounds in eight minutes in a win at Auburn (2/20) ... Collected four points and a season-best four rebounds in 14 minutes at Kansas State (1/31) ... Scored a season-high seven points in 25 minutes versus South Carolina (1/9) ... Posted six points and two steals versus Florida (1/16).

HIGH SCHOOL: A four-year starter at Southaven High School ... Averaged 22.8 points, 8.2 rebounds, 4.1 assists and 2.8 blocks a game as a senior ... Earned first team all-state honors from the Clarion Ledger as senior ... Also named to the paper's 'Dandy Dozen' squad ... Rated No. 132 in the nation by Rivals.com ... Earned four letters in football ... Posted 62 catches for 1,062 yards on the gridiron as a senior ... Played in the Mississippi-Alabama All-Star Game and North-South All-Star Game ... Averaged 22.0 points and 9.0 boards a game as a junior ... Played for Team Thad AAU squad ... Coached in high school by Todd Arnold.

PERSONAL: Full name is Terence B. Davis II ... Born May 16, 1997 ... Son of Trinita Smith and Terence Davis ... General Studies major with an emphasis in Education, Legal Studies, & Recreation Administration ... Chose Ole Miss over Cincinnati, Louisiana Tech and Memphis.



2017-18 GAME-BY-GAME STATISTICS

Date	Opponent	Min	FG	3-pt	FT	Pts	Rebs	A	TO	B	S
11-10	Louisiana*	27	6-13	2-6	7-10	21	7	4	4	1	1
11-13	Eastern Kentucky	23	6-12	3-8	1-2	16	6	2	1	0	2
11-17	Georgia State*	28	8-13	5-10	3-3	24	6	1	5	3	1
11-20	Utah*	28	3-9	1-4	3-4	10	4	3	6	0	2
11-22	Rice*	17	6-10	3-7	0-0	15	3	2	1	1	2
11-28	South Dakota State*	28	10-19	2-7	0-1	22	9	4	5	0	1
12-2	Virginia Tech*	31	6-17	4-11	1-2	17	7	5	1	2	0
12-9	Middle Tennessee*	31	3-9	2-6	2-2	10	8	3	2	0	1
12-13	Sam Houston State*	29	2-9	1-5	0-0	5	7	4	2	1	1
12-16	Illinois State*	35	7-15	1-4	2-2	17	9	2	3	2	0
12-19	Texas A&M-CC	21	4-7	3-6	0-0	11	5	2	5	3	0
12-22	Bradley	26	9-14	6-8	1-2	25	1	1	2	0	2
12-31	South Carolina	19	1-4	0-2	2-2	4	5	4	3	1	2
1-3	Georgia	20	2-11	0-6	0-0	4	3	1	0	0	0
1-6	Mississippi State*	21	1-13	0-8	0-2	2	5	0	1	1	0
1-9	Auburn*	32	3-9	1-5	6-10	13	10	0	1	1	0
1-13	Florida	23	2-11	1-5	3-4	8	8	4	1	2	0
1-16	Texas A&M	24	5-14	2-7	0-0	12	7	6	2	0	1
1-20	Arkansas*	34	10-15	5-8	5-6	30	5	0	0	1	1
1-23	Alabama*	26	5-10	1-3	4-4	15	9	0	4	1	1
1-27	Texas*	30	3-11	1-5	0-0	7	6	0	2	1	0
1-30	Auburn*	18	3-6	0-1	5-5	11	4	0	3	1	1
2-3	Tennessee*	26	5-16	3-6	0-2	13	9	1	3	1	0
2-6	Missouri*	35	7-14	2-5	4-4	20	3	1	0	2	0
2-10	LSU*	34	3-9	1-6	0-0	7	9	2	2	0	0
2-13	Arkansas*	25	2-11	0-2	2-4	6	13	2	3	0	1
2-17	Mississippi State*	23	2-10	1-5	1-1	6	2	3	2	0	2
2-20	Missouri*	32	7-13	3-5	2-2	19	6	3	2	2	4
2-24	Tennessee*	29	4-14	1-7	4-6	13	6	0	2	0	0
2-28	Kentucky*	36	10-23	4-12	2-5	26	4	3	1	0	1
3-3	Vanderbilt	30	6-10	0-1	3-3	15	5	1	0	1	1
3-7	South Carolina*	33	6-15	0-5	4-5	16	7	2	3	0	1
TOTALS		874	157-386	59-186	67-93	440	198	66	72	28	29

* Indicates start
Home game in bold

CAREER HIGHS

POINTS

33, vs. LSU (2/14/17)

REBOUNDS

13, vs. Arkansas (2/13/18)

FIELD GOALS

13, vs. LSU (2/14/17)

FREE THROWS

8, at Vanderbilt (2/4/17)

THREE-POINTERS

6, 2x, MR: vs. Bradley (12/22/17)

ASSISTS

6, at Texas A&M (1/16/18)

STEALS

4, at Missouri (2/20/18)

BLOCKS

3, 4x, MR: vs. Texas A&M-Corpus Christi (12/19/17)

CAREER STATISTICS

YEAR	G-GS	MIN/AVG	FG-FGA	PCT	3P-3PA	PCT	FT-FTA	PCT	REB-AVG	A	TO	B	S	PTS/AVG
2015-16	20-0	131/6.6	13-30	.433	3-11	.273	7-19	.368	18-0.9	6	5	2	7	36/1.8
2016-17	36-27	911/25.3	200-415	.482	49-147	.333	86-119	.723	190-5.3	63	74	18	50	535/14.9
2017-18	32-24	874/27.3	157-386	.407	59-186	.317	67-93	.720	198-6.2	66	72	28	29	440/13.5
TOTAL	88-51	1961/21.8	370-831	.445	111-344	.323	160-231	.693	406-4.6	135	151	48	86	1011/11.5

30

ANTONIO MORGANO

5-10 • 173 • SO • G

Hometown: Morgantown, W. Va.
High School: Morgantown



- **MADE HIS DEBUT AS A REBEL IN LAST SEASON'S WIN OVER BRADLEY**
- **LED HIGH SCHOOL TEAM TO FIRST STATE TITLE IN HISTORY**

2017-18 (REDSHIRT-FRESHMAN): Played in one game, appearing during the final minute of the win over Bradley (12/22).

2016-17 (FRESHMAN): Redshirted

HIGH SCHOOL: Earned three varsity letters at Morgantown High School under coach Dave Tallman ... As a senior, named honorable mention all-state by the West Virginia Sports Writers Association ... Led Morgantown to a 27-0 record and Class AAA State Championship, the first state title in the school's 103-year history.

PERSONAL: Son of Rob and Laura Morgano ... Born: Sept. 9, 1997 ... Has one brother, Rocco, and two sisters, Marianna and Isabella ... Political Science major.



2017-18 GAME-BY-GAME STATISTICS

Date	Opponent	Min	FG	3-pt	FT	Pts	Rebs	A	TO	B	S
11-10	Louisiana	DNP									
11-13	Eastern Kentucky	DNP									
11-17	Georgia State	DNP									
11-20	Utah	DNP									
11-22	Rice	DNP									
11-28	South Dakota State	DNP									
12-2	Virginia Tech	DNP									
12-9	Middle Tennessee	DNP									
12-13	Sam Houston State	DNP									
12-16	Illinois State	DNP									
12-19	Texas A&M-CC	DNP									
12-22	Bradley	1	0-0	0-0	0-0	0	0	0	1	0	0
12-31	South Carolina	DNP									
1-3	Georgia	DNP									
1-6	Mississippi State	DNP									
1-9	Auburn	DNP									
1-13	Florida	DNP									
1-16	Texas A&M	DNP									
1-20	Arkansas	DNP									
1-23	Alabama	DNP									
1-27	Texas	DNP									
1-30	Auburn	DNP									
2-3	Tennessee	DNP									
2-6	Missouri	DNP									
2-10	LSU	DNP									
2-13	Arkansas	DNP									
2-17	Mississippi State	DNP									
2-20	Missouri	DNP									
2-24	Tennessee	DNP									
2-28	Kentucky	DNP									
3-3	Vanderbilt	DNP									
3-7	South Carolina	DNP									
TOTALS		1	0-0	0-0	0-0	0	0	0	1	0	0

* Indicates start
Home game in bold

CAREER HIGHS

- POINTS
- REBOUNDS
- FIELD GOALS
- FREE THROWS

- THREE-POINTERS
- ASSISTS
- STEALS
- BLOCKS

CAREER STATISTICS

YEAR	G-GS	MIN/AVG	FG-FGA	PCT	3P-3PA	PCT	FT-FTA	PCT	REB-AVG	A	TO	B	S	PTS/AVG
2017-18	1-0	1/1.0	0-0	.000	0-0	.000	0-0	.000	0-0	0	1	0	0	0/0
TOTAL	1-0	1/1.0	0-0	.000	0-0	.000	0-0	.000	0-0	0	1	0	0	0/0

13

DOMINIK OLEJNICZAK

7-0 • 260 • JR • C

Hometown: Torun, Poland
Last School: Drake

- ▶ PLAYED IN ALL 32 GAMES LAST SEASON, HIS FIRST AS A REBEL
- ▶ SEC WINTER ACADEMIC HONOR ROLL

SPENT THE SUMMER HELPING THE POLISH NATIONAL TEAM QUALIFY FOR THE FIBA EUROPEAN CHAMPIONSHIPS

2017-18 (REDSHIRT-SOPHOMORE): Played in all 32 games, making 11 starts ... Averaged 4.3 ppg, 2.6 rpg, and 0.7 bpg ... Shot 53.1 percent (60 of 113) from the floor and 64.3 percent (18 of 28) from the free throw line ... Recorded 10 points and three blocks at Kentucky (2/28) ... Scored a career-high 16 points at Texas (1/27), matching up against first round NBA Draft pick Mohamed Bamba ... Posted his first career double-double, tallying 10 points and pulling down a career-high 10 rebounds at Auburn (1/9) ... Went 6 of 7 from the floor, scoring 15 points and adding three blocks in the win over Texas A&M-Corpus Christi (12/19) ... Earned a spot on the SEC Winter Academic Honor Roll.

2016-17: Redshirted.

DRAKE

2015-16 (FRESHMAN): Played in 20 games as a true freshman ... Averaged 6.5 points and 4.1 rebounds per game ... Shot 72.2 percent (83 of 115) from the field and recorded 21 blocked shots for the Bulldogs ... Started the final nine games of his freshman campaign averaging 10.3 ppg and pulling down 4.6 boards a game and posted 16.6 ppg and 7.7 rpg in his last three starts of the year ... Scored a season-high 19 points and pulled down nine boards against Loyola ... Added 18 points and eight rebounds vs. Missouri State ... Posted 13 points and seven rebounds vs. Northern Iowa.

PERSONAL: Born July 1, 1996 ... A native of Torun, Poland ... Averaged 14.0 points and 7.0 rebounds a game for SMS PZKosz Wladyslawowo in Poland's second division ... Posted 7.5 points and 5.0 boards a game for Poland during the U-18 Division A European Championships in the summer of 2015 ... Played for the Polish National Team in the U-20 European Championships in Greece in summer of 2016 ... General Studies with an emphasis in Digital Media Studies, Journalism and Education ... Chose Ole Miss over Arizona, California and Colorado.



2017-18 GAME-BY-GAME STATISTICS

Date	Opponent	Min	FG	3-pt	FT	Pts	Rebs	A	TO	B	S
11-10	Louisiana*	23	1-2	0-0	0-2	2	4	2	1	1	0
11-13	Eastern Kentucky*	22	3-5	0-0	0-0	6	3	2	2	0	1
11-17	Georgia State*	14	2-3	0-0	1-2	5	2	1	1	1	0
11-20	Utah*	16	0-1	0-0	2-2	2	3	0	2	0	0
11-22	Rice	8	1-2	0-0	0-0	2	0	0	1	0	0
11-28	South Dakota State	6	0-2	0-0	0-0	0	0	0	1	0	0
12-2	Virginia Tech	9	1-2	0-0	0-0	2	3	0	2	0	0
12-9	Middle Tennessee	9	1-3	0-0	0-0	2	0	1	0	0	0
12-13	Sam Houston State	10	3-3	0-0	0-0	6	4	1	0	0	0
12-16	Illinois State	3	0-0	0-0	1-2	1	0	0	0	0	0
12-19	Texas A&M-CC*	24	6-7	0-0	3-4	15	1	1	1	3	2
12-22	Bradley*	16	3-6	0-0	0-0	6	2	1	1	2	2
12-31	South Carolina*	13	0-0	0-0	0-0	0	2	0	1	2	0
1-3	Georgia*	24	3-5	0-0	0-0	6	7	0	1	0	0
1-6	Mississippi State	14	1-3	0-0	0-0	2	5	0	1	1	2
1-9	Auburn	30	5-7	0-0	0-0	10	10	0	1	1	3
1-13	Florida*	10	1-2	0-0	0-0	2	1	0	2	0	0
1-16	Texas A&M*	19	1-3	0-0	0-0	2	2	0	1	2	0
1-20	Arkansas	11	2-3	0-0	2-2	6	4	0	0	1	0
1-23	Alabama	12	0-1	0-0	1-2	1	3	0	0	0	0
1-27	Texas	27	7-13	0-0	2-3	16	6	2	0	1	1
1-30	Auburn	13	3-3	0-0	1-2	7	4	0	2	0	0
2-3	Tennessee*	15	0-2	0-0	2-2	2	1	0	2	0	0
2-6	Missouri	11	2-6	0-0	0-0	4	4	0	1	0	1
2-10	LSU	6	3-5	0-0	0-1	6	1	0	0	0	0
2-13	Arkansas	9	0-1	0-0	0-0	0	0	0	0	0	0
2-17	Mississippi State	4	0-2	0-0	0-0	0	0	0	0	1	0
2-20	Missouri	15	2-2	0-0	1-2	5	2	0	1	0	1
2-24	Tennessee	10	1-3	0-0	0-0	2	2	0	1	0	0
2-28	Kentucky	22	4-8	0-0	2-2	10	4	1	2	3	0
3-3	Vanderbilt	10	2-3	0-0	0-0	4	1	1	0	1	0
3-7	South Carolina	15	2-5	0-0	0-0	4	2	0	1	0	1
TOTALS		450	60-113	0-0	18-28	138	83	13	29	20	14

* Indicates start
Home game in bold

CAREER HIGHS

POINTS

16, at Texas (1/27/18)

REBOUNDS

10, at Auburn (1/9/18)

FIELD GOALS

7, at Texas (1/27/18)

FREE THROWS

3, vs. Texas A&M-Corpus Christi (12/19/17)

THREE-POINTERS

ASSISTS

2, 3x MR: at Texas (1/27/18)

STEALS

3, at Auburn (1/9/18)

BLOCKS

3, 2x, MR: at Kentucky (2/28/18)

CAREER STATISTICS

YEAR	G-GS	MIN/AVG	FG-FGA	PCT	3P-3PA	PCT	FT-FTA	PCT	REB-AVG	A	TO	B	S	PTS/AVG
2017-18	32-11	450/14.1	60-113	.531	0-0	.000	18-28	.643	83-2.6	13	29	20	14	138/4.3
TOTAL	32-11	450/14.1	60-113	.531	0-0	.000	18-28	.643	83-2.6	13	29	20	14	138/4.3



2

DEVONTAE SHULER

6-2 • 192 • SO • G


Hometown: Irmo, S.C.
High School: Oak Hill Academy

- **MOST POINTS (14) BY A FRESHMAN IN A SEASON OPENER SINCE 2007**
- **SECOND ON THE TEAM IN STEALS IN 2017-18**

2017-18 (FRESHMAN): Played in all 32 games, making nine starts ... Averaged 6.0 ppg, 2.7 rpg, 1.1 apg and 1.0 spg ... Ranked second on the team with 32 steals ... Shot 35.2 percent (74 of 210) from the floor, 25.9 percent (30 of 116) from beyond the arc and 75.0 percent (15 of 20) from the free throw line ... Reached double figures in eight games, including a career-high 19 points versus South Dakota State (11/28) ... Tallied 11 points and hauled in a career-high eight rebounds versus Auburn (1/30) ... Scored 10 points and added three steals in the win over Mississippi State (1/6) ... Racked up 11 points and a career-high four steals at Georgia (1/3) ... Scored 14 points, knocking down four three-pointers, in the season-opening win over Louisiana (11/10), the most points scored by an Ole Miss freshman in a debut since Trevor Gaskins in 2007.

PERSONAL: Son of Donald and Linda Shuler ... Born: Feb. 9, 1998 ... Has five brothers: Dontae, DJ, Dominic, Dontrell and Deandre ... Has two sisters, Donnella and Donnesha ... Chose Ole Miss over Miami (Fla.), Oklahoma State, South Carolina and USC ... Enrolled in the college of liberal arts.

HIGH SCHOOL: A composite four-star guard rated the No. 100 player in the nation by 247Sports and Scout.com and No. 104 by Rivals.com ... Named the top shooting guard signee in the SEC by HoopSeen.com ... Attended Irmo High School before transferring to perennial powerhouse Oak Hill Academy in Mouth of Wilson, Virginia for two seasons ... In his final season at Oak Hill, averaged 15.3 points, 4.3 rebounds, 4.1 assists and 3.7 steals per game ... Scored a career-high 40 points versus Bull City Prep ... As a junior, averaged 10.1 points per game and helped lead Oak Hill and legendary coach Steve Smith to a 45-1 record, including the Dick's Sporting Goods National Championship ... Averaged 12 points and three rebounds a game while shooting 49 percent from the field and 39 percent from 3-point range for Team CP3 on the 2016 EYBL summer circuit.



2017-18 GAME-BY-GAME STATISTICS

Date	Opponent	Min	FG	3-pt	FT	Pts	Rebs	A	TO	B	S
11-10	Louisiana	16	5-7	3-6	0-0	14	2	3	2	0	0
11-13	Eastern Kentucky*	23	5-12	2-6	0-0	12	1	1	2	0	1
11-17	Georgia State	24	3-7	1-4	0-0	7	2	1	1	0	0
11-20	Utah	17	4-9	0-3	1-1	9	1	0	0	0	4
11-22	Rice*	28	4-10	3-7	2-2	13	5	2	3	0	2
11-28	South Dakota State	33	8-14	1-6	2-2	19	3	1	1	0	3
12-2	Virginia Tech	22	3-9	0-3	0-1	6	4	0	0	0	1
12-9	Middle Tennessee	9	0-3	0-1	0-0	0	0	0	0	0	0
12-13	Sam Houston State	19	4-9	2-6	4-4	14	1	2	1	0	0
12-16	Illinois State	19	1-5	1-3	0-0	3	1	3	1	0	3
12-19	Texas A&M-CC*	25	2-7	2-4	0-0	6	6	2	2	1	2
12-22	Bradley*	16	2-8	1-5	0-0	5	6	1	1	0	1
12-31	South Carolina*	20	2-7	2-5	0-0	6	1	1	0	0	1
1-3	Georgia*	22	5-11	1-5	0-0	11	3	1	1	0	4
1-6	Mississippi State*	24	4-8	1-5	1-2	10	1	1	1	0	3
1-9	Auburn*	29	2-12	0-5	1-3	5	8	1	3	0	0
1-13	Florida	17	0-3	0-2	0-0	0	3	1	1	0	0
1-16	Texas A&M	13	2-4	1-3	0-0	5	2	1	0	0	0
1-20	Arkansas	17	1-4	0-3	2-2	4	1	3	2	0	2
1-23	Alabama	12	0-1	0-1	0-0	0	1	0	0	1	0
1-27	Texas	25	2-7	1-2	0-0	5	3	0	1	0	1
1-30	Auburn	25	5-14	1-5	0-1	11	8	0	1	0	2
2-3	Tennessee	16	1-4	1-2	0-0	3	3	1	1	0	0
2-6	Missouri	6	0-0	0-0	0-0	0	3	3	0	0	0
2-10	LSU*	24	1-7	0-4	0-0	2	6	0	1	0	1
2-13	Arkansas	11	1-3	1-3	0-0	3	1	1	0	0	0
2-17	Mississippi State	12	1-4	0-2	0-0	2	2	0	0	0	0
2-20	Missouri	5	1-2	1-2	0-0	3	0	0	0	0	0
2-24	Tennessee	17	1-3	0-1	0-0	2	4	0	0	1	0
2-28	Kentucky	28	3-10	2-8	0-0	8	1	2	0	0	0
3-3	Vanderbilt	17	0-1	0-1	0-0	0	1	1	0	0	0
3-7	South Carolina	12	1-5	1-3	2-2	5	3	2	0	0	1
TOTALS		603	74-210	30-116	15-20	193	87	34	25	3	32

* Indicates start
Home game in bold

CAREER HIGHS

POINTS

19, vs. South Dakota State (11/28/17)

REBOUNDS

8, 2x, MR: vs. Auburn (1/30/18)

FIELD GOALS

8, vs. South Dakota State (11/28/17)

FREE THROWS

2, 4x MR: vs. South Carolina (3/7/18)

THREE-POINTERS

3, 2x, MR: vs. Rice (11/22/17)

ASSISTS

3, 3x, MR: vs. Missouri (2/6/18)

STEALS

4, 2x, MR: at Georgia (1/2/18)

BLOCKS

1, 3x MR vs. Tennessee (2/24/18)

CAREER STATISTICS

YEAR	G-GS	MIN/AVG	FG-FGA	PCT	3P-3PA	PCT	FT-FTA	PCT	REB-AVG	A	TO	B	S	PTS/AVG
2017-18	32-9	603/18.8	74-210	.352	30-116	.259	15-20	.750	87-2.7	34	25	3	32	193/6.0
TOTAL	32-9	603/18.8	74-210	.352	30-116	.259	15-20	.750	87-2.7	34	25	3	32	193/6.0



12

BRUCE STEVENS

6-8 • 252 • SR • F

Hometown: Louin, Miss.
Last School: Jones County JC

- **SCORED DOUBLE DIGITS IN NINE OF THE FINAL 10 GAMES**
- **2018-18 SEC FIRST-YEAR ACADEMIC HONOR ROLL**

2017-18 (JUNIOR): Played in all 32 games, making 19 starts ... Averaged 10.8 ppg, 5.3 rpg, 1.2 apg, 0.5 bpg and 0.5 spg ... Shot 51.5 percent (121 of 235) from the floor, 27.5 percent (14 of 51) from beyond the arc and 76.1 percent (89 of 117) from the free throw line ... Scored double figures in 18 games, including nine of the final 10 games of the season ... Averaged 11.8 ppg in SEC play ... Ended the season with a double-double (15 points, 13 rebounds) versus South Carolina (3/7) in the opening round of the SEC Tournament ... Scored 13 points and pulled down a career-high 13 rebounds at Kentucky (2/28) ... Tallied 16 points apiece at LSU (2/10) and at Tennessee (2/3) ... Registered 20 points and nine rebounds at Texas A&M (1/16) ... Led the Rebels to a win over Florida (1/13) with a team-high 22 points ... Scored a career-high 27 points versus Illinois State (12/16), going 7 of 9 from the field and 13 of 16 from the charity stripe ... Earned a spot on the SEC First-Year Academic Honor Roll.

JUNIOR COLLEGE: Rated the No. 6 junior college player in the nation according to JUCOREcruiting.com ... Spent two seasons at Jones County Junior College for head coach and former Ole Miss All-American Rahim Lockhart ... Earned NJCAA first team All-America honors as a sophomore, averaging 16.2 points and 11.6 rebounds per game ... Shot 51.3 percent from the field, 81.6 percent from the free throw line and 37.5 percent from three-point range ... Posted 22 double-doubles as he led his team to a 29-2 record and into the NJCAA Tournament's round of 16 ... Collected All-MACJC and All-Region 23 honors both seasons at Jones ... Averaged 18.3 points and 10.2 boards a game as a freshman.

HIGH SCHOOL: Played at Bay Springs High School under coach Corey Mackey ... As a senior, averaged 23.4 points and 14.7 rebounds per game ... Led the Bulldogs to the 2015 Class 2A State Championship with a 20-point, 20-rebound performance in the title game ... Selected to The Clarion-Ledger's Dandy Dozen ... Also, played for the school's football team as a wide receiver and defensive end.

PERSONAL: Son of Eddie and Gloria Stevens ... Born: Aug. 5, 1996 ... Has two brothers, Jason and Casey ... General Studies major with an emphasis in Education, Legal Studies, and Recreation Administration.



2017-18 GAME-BY-GAME STATISTICS

Date	Opponent	Min	FG	3-pt	FT	Pts	Rebs	A	TO	B	S
11-10	Louisiana	16	4-9	0-0	1-2	9	9	1	2	1	0
11-13	Eastern Kentucky	16	1-4	0-1	3-4	5	4	1	0	0	0
11-17	Georgia State	22	3-6	0-1	2-4	8	6	0	2	1	1
11-20	Utah	21	2-9	1-4	4-5	9	3	1	0	2	0
11-22	Rice	18	1-2	0-0	3-4	5	5	0	2	0	1
11-28	South Dakota State	22	1-4	0-2	1-2	3	8	3	0	0	0
12-2	Virginia Tech	17	2-4	0-2	3-6	7	6	0	2	1	0
12-9	Middle Tennessee*	25	5-8	0-0	0-0	10	4	0	1	0	1
12-13	Sam Houston State*	17	6-7	0-1	1-2	13	3	1	0	0	0
12-16	Illinois State*	32	7-9	0-0	13-16	27	7	2	1	1	1
12-19	Texas A&M-CC	16	1-1	0-0	2-4	4	0	3	0	0	0
12-22	Bradley	15	3-8	0-1	5-5	11	5	2	2	2	1
12-31	South Carolina	26	4-4	0-0	2-2	10	4	0	0	2	1
1-3	Georgia	19	2-5	0-2	0-1	4	3	0	2	1	0
1-6	Mississippi State*	26	2-5	1-2	2-2	7	5	2	0	1	0
1-9	Auburn*	12	3-5	2-3	4-4	12	1	0	0	0	0
1-13	Florida*	25	8-13	1-3	5-6	22	6	1	1	0	2
1-16	Texas A&M*	33	9-15	0-3	2-4	20	9	3	0	0	0
1-20	Arkansas*	26	5-9	1-3	4-4	15	4	3	2	0	0
1-23	Alabama*	28	2-6	0-2	0-2	4	5	2	3	1	0
1-27	Texas*	14	2-4	0-0	2-2	6	1	1	0	0	0
1-30	Auburn*	13	0-1	0-1	0-0	0	1	0	0	1	0
2-3	Tennessee	22	7-10	2-2	0-0	16	6	1	3	0	0
2-6	Missouri*	27	5-12	0-2	5-5	15	7	2	0	0	0
2-10	LSU*	32	6-10	0-1	4-5	16	5	1	1	1	0
2-13	Arkansas*	15	1-4	0-0	2-4	4	5	1	4	0	2
2-17	Mississippi State*	28	5-11	1-3	0-0	11	4	1	1	0	0
2-20	Missouri*	27	4-10	0-1	5-5	13	8	2	1	0	3
2-24	Tennessee*	26	4-10	0-1	6-8	14	7	1	2	0	0
2-28	Kentucky*	24	5-11	1-1	2-2	13	13	1	2	0	1
3-3	Vanderbilt	26	7-9	1-2	2-3	17	4	1	0	1	0
3-7	South Carolina*	29	4-10	3-7	4-4	15	13	1	1	0	2
TOTALS		715	121-135	14-51	89-117	345	171	38	35	16	16

* Indicates start
Home game in bold

CAREER HIGHS

POINTS

27, vs. Illinois State (12/16/17)

REBOUNDS

13, 2x, MR: vs. South Carolina (3/7/18)

FIELD GOALS

9, at Texas A&M (1/16/18)

FREE THROWS

13, vs. Illinois State (12/16/17)

THREE-POINTERS

3, vs. South Carolina (3/7/18)

ASSISTS

3, 4x, MR: at Arkansas (1/20/18)

STEALS

3, at Missouri (2/20/18)

BLOCKS

2, 3x, MR: vs. South Carolina (12/31/17)

CAREER STATISTICS

YEAR	G-GS	MIN/AVG	FG-FGA	PCT	3P-3PA	PCT	FT-FTA	PCT	REB-AVG	A	TO	B	S	PTS/AVG
2017-18	32-19	715/22.3	121-235	.515	14-51	.275	89-117	.761	171-5.3	38	35	16	16	345/10.8
TOTAL	32-19	715/22.3	121-235	.515	14-51	.275	89-117	.761	171-5.3	38	35	16	16	345/10.8



4

BREEIN TYREE

6-2 • 195 • JR • G

Hometown: Somerset, N.J.
High School: St. Joseph

- **INCREASED SCORING AVG. DURING SEC PLAY EACH SEASON**
- **VICE-CHAIR OF SEC MEN'S BASKETBALL LEADERSHIP COUNCIL**

2017-18 (SOPHOMORE): Played in all 32 games, making 23 starts ... Averaged 10.8 ppg, 2.8 apg, 2.2 rpg and 0.7 spg ... Shot 39.4 percent (122 of 310) from the floor, 35.6 percent (47 of 132) from beyond the arc and 70.0 percent (56 of 80) from the free throw line ... Ranked second on the team in assists (90) ... Increased his scoring average to 12.3 ppg in SEC play ... Averaged 16.5 ppg over the final six games of the season, reaching double figures in each game ... Tallied 18 points and knocked down a career-high four three-pointers in the opening round of the SEC Tournament (3/7) ... Scored 13 points and dished out a career-high seven assists at Kentucky (2/28) ... Recorded a career-high 25 points and made a key runner in the lane with three seconds to go in regulation, forcing overtime and leading the Rebels to a win at Missouri (2/20) ... Scored a team-high 24 points, draining four three-pointers and going 6 of 6 at the line against Auburn (1/9) ... Versus Mississippi State (1/6), led the Rebels' comeback by scoring all 16 of his points in the second half ... At Georgia (1/3), came off the bench and scored a team-high 17 points with the help of making 3 of 4 from long distance ... Scored 17 points and pulled down a career-high eight rebounds versus Virginia Tech (12/2).

2016-17 (FRESHMAN): Played in 34 games with 23 starts ... Averaged 7.3 points, 1.9 rebounds, 1.9 assists, 0.6 steals and 19.1 minutes per game ... Shot 37.3 percent from the field (85 of 228), 31.0 percent from 3 (27 of 87) and 70.3 percent from the line (52 of 74) ... Ranked fifth on the team in scoring third in assists ... Finished fourth on the team in scoring in conference play at 9.3 ppg ... Scored in double figures 12 times including two 20-plus point performances ... Scored 11 points and grabbed a career-high six rebounds in NIT win at Monmouth (3/14) ... Posted 19 points, four rebounds and three assists in a win over South Carolina (3/4) ... Scored a career-high 24 points on 9 of 15 shooting from the field in a win at Mississippi State (2/21) ... Had 12 points and four rebounds at Tennessee (2/8) ... Scored 20 points and was a perfect 6 of 6 from the line versus Baylor (1/28) ... Posted 15 points and a career-high six assists in a win over Tennessee (1/17) ... Recorded 11 points and two boards against Middle Tennessee (11/30).

HIGH SCHOOL: Rated a top 100 national player and the No. 5 player in New Jersey by 247Sports ... Averaged 16.2 points, 4.8 rebounds and 4.5 assists per game as a senior for national powerhouse St. Joseph's ... Also knocked down 46 3-pointers and posted 66 steals ... Earned first team all-conference and second team all-state honors as a senior as he led St. Joe's to the GMC Tournament championship ... Averaged 18.8 points, 4.9 assists and 3.3 steals a game as a junior en route to GMC Player of the Year Honors ... Also earned all-state honors in lacrosse and played football ... Teammates with NBA Draft picks Karl-Anthony Towns and Wade Baldwin ... Coached in high school by David Turco.

PERSONAL: Full name is Breein Tyree ... Son of Mark and Clarice Tyree ... Born Jan. 13, 1998 ... Cousin of former NFL wide receiver David Tyree ... A member the SEC Men's Basketball Leadership Council ... General Studies with an emphasis in Education, Legal Studies and Recreation Administration ... Chose Ole Miss over Kansas State, USC and UMass.



2017-18 GAME-BY-GAME STATISTICS

Date	Opponent	Min	FG	3-pt	FT	Pts	Rebs	A	TO	B	S
11-10	Louisiana*	19	4-10	0-4	2-2	10	1	2	2	0	3
11-13	Eastern Kentucky*	25	3-8	1-1	0-0	7	1	5	0	0	1
11-17	Georgia State*	26	3-8	3-5	0-2	9	3	0	0	0	1
11-20	Utah*	19	4-7	1-3	1-1	10	1	1	1	1	2
11-22	Rice	19	1-5	1-2	0-0	3	4	4	2	0	0
11-28	South Dakota State	25	2-5	0-2	4-6	8	1	0	1	0	0
12-2	Virginia Tech*	34	6-14	2-6	3-5	17	8	5	4	1	1
12-9	Middle Tennessee*	20	2-7	2-5	0-0	6	2	4	1	1	0
12-13	Sam Houston State*	24	1-5	0-3	1-2	3	1	3	2	0	0
12-16	Illinois State*	31	5-15	3-7	1-2	14	3	6	1	1	1
12-19	Texas A&M-CC	18	4-5	2-3	1-2	11	0	5	0	0	0
12-22	Bradley	16	2-3	0-0	1-2	5	0	3	5	0	0
12-31	South Carolina	18	1-5	0-1	5-6	7	4	2	1	0	0
1-3	Georgia	26	7-15	3-4	0-0	17	3	0	2	0	2
1-6	Mississippi State*	25	6-12	2-4	2-4	16	2	2	2	0	1
1-9	Auburn*	38	7-18	4-10	6-6	24	0	4	3	0	2
1-13	Florida	17	0-3	0-2	0-0	0	3	1	1	0	0
1-16	Texas A&M*	25	4-7	1-2	2-2	11	5	0	4	0	1
1-20	Arkansas*	25	5-8	3-6	3-5	16	1	5	0	0	0
1-23	Alabama*	32	3-8	1-5	2-2	9	3	4	2	1	0
1-27	Texas*	15	2-4	1-3	0-0	5	1	0	0	0	0
1-30	Auburn*	22	2-6	1-3	1-2	6	3	1	5	1	0
2-3	Tennessee*	27	2-9	2-5	0-0	6	3	5	2	0	1
2-6	Missouri	22	3-9	1-3	2-3	9	1	2	0	0	0
2-10	LSU	29	3-11	2-7	2-2	10	0	1	0	0	0
2-13	Arkansas	23	2-11	2-5	0-0	6	3	1	0	0	0
2-17	Mississippi State*	32	6-9	2-4	1-2	15	1	2	4	1	1
2-20	Missouri*	37	9-22	2-8	5-5	25	1	2	3	0	1
2-24	Tennessee*	27	7-16	0-6	3-4	17	4	1	1	0	2
2-28	Kentucky*	29	5-11	0-2	3-6	13	1	7	3	0	1
3-3	Vanderbilt*	29	4-16	1-4	2-2	11	2	6	2	1	0
3-7	South Carolina*	26	7-15	4-7	0-1	18	3	3	3	0	0
TOTALS		807	122-310	47-132	56-80	347	70	90	58	9	22

* Indicates start

Home game in bold

CAREER HIGHS

POINTS

25, at Missouri (2/20/18)

REBOUNDS

8, vs. Virginia Tech (12/2/17)

FIELD GOALS

9, 2x, MR: at Missouri (2/20/18)

FREE THROWS

7 vs. Tennessee (1/17/17)

THREE-POINTERS

4, 2x, MR: vs. South Carolina (3/7/18)

ASSISTS

7, at Kentucky (2/28/18)

STEALS

3, vs. Louisiana (11/10/17)

BLOCKS

1, 9x, MR: vs. Vanderbilt (3/3/18)

CAREER STATISTICS

YEAR	G-GS	MIN/AVG	FG-FGA	PCT	3P-3PA	PCT	FT-FTA	PCT	REB-AVG	A	TO	B	S	PTS/AVG
2016-17	34-23	651/19.1	85-228	.373	27-87	.310	52-74	.703	64-1.9	65	71	0	22	249/7.3
2017-18	32-23	807/25.2	122-310	.394	47-132	.356	56-80	.700	70-2.2	90	58	9	22	347/10.8
TOTAL	66-46	1458/22.1	207-538	.385	74-219	.338	108-154	.701	134-2.0	155	129	9	44	596/9.0

14

KJ BUFFEN

6-7 • 220 • FR • F

Hometown: Gainesville, Ga.
High School: Gainesville



HIGH SCHOOL: Listed as a four-star forward and the No. 7 player in the state of Georgia by ESPN.com ... Three-star prospect according to 247Sports and Rivals.com ... Earned four letters at Gainesville High School under head coach Benjie Wood ... Averaged 24.6 points per game and 9.6 rebounds per game as a senior, earning first team all-state honors and getting named Region 8-AAAAAA Player of the Year ... Led the Red Elephants to a 25-5 record and a spot in the state championship game, the school's first appearance in the state finals since 2013 ... One of only 15 players named to the Atlanta Tipoff Club All-Metro High School Boys Team ... As a junior, earned Class 6A All-State honors while averaging 20.2 ppg and 8.0 rpg ... Guided Gainesville to the first of back-to-back Lanierland Tournament titles and helped the team advance to the state quarterfinals ... Averaged 16.0 ppg as a sophomore and 14.6 ppg as a freshman.

PERSONAL: Son of Sean Buffen ... Full name is Kenyon Joseph Buffen ... Has one brother, Sean, and one sister, Kyra ... Born: May 27, 2000 ... Freshman Studies major.

10

CARLOS CURRY

6-11 • 235 • FR • F

Hometown: Albany, Ga.
High School: Dougherty
Comprehensive



HIGH SCHOOL: Rated as a three-star prospect and the No. 19 player out of the state of Georgia according to 247 Sports Composite rankings ... Played for head coach Rufus McDuffie at Dougherty Comprehensive High School and earned four letters ... Averaged over 15 points per game and 10 rebounds per game as a senior, earning all-state honorable mention accolades by Sandy's Spiel ... Named to the GHSA Region 1-3A Second Team, while leading his team to the state playoffs ... Registered five blocks per game to become a first team all-area honoree and defensive player of

the year ... Averaged 11.0 ppg and 9.0 rpg as a junior.

PERSONAL: Son of Theodore and Ellen Curry ... Full name is Carlos Andre Curry Jr. ... Born: December 6, 1999 ... Has a 7-foot-3 wingspan ... Freshman Studies major.

5

BRIAN HALUMS

6-5 • 188 • JR • G

Hometown: Hollandale, Miss.
Last School: Itawamba CC



JUNIOR COLLEGE: Spent two years at Itawamba Community College under head coach Grant Pate, earning all-state and all-league accolades during both seasons ... Earned NJCAA All-America Second Team honors after finishing 37th in the country in scoring (19.6 ppg) ... Also led the team in rebounds (8.3 per game) and blocks (1.1 per game) as a sophomore ... Scored at least 20 points in 11 contests last year, while eclipsing double digits in 17 of the team's 21 games ... Recorded a career-high 41 points against Southern-Shreveport ... Tallied nine double-doubles throughout the 2017-18 campaign ... As a freshman, averaged 17.3 ppg and a team-high 7.5 rpg ... Shot 55.1 percent from the floor and made 44.8 percent from three-point range (53rd nationally) to earn a spot on the NJCAA All-Region 23 team.

HIGH SCHOOL: Played four years at Simmons High School under head coach Carl Lucas ... Two-time all-state honoree ... Averaged 21.9 ppg and 9.1 rpg as a senior ... Led the Blue Devils to the Class 1A semifinals where he scored 33 points ... Recorded 11 double-doubles throughout the season and scored at least 25 points in 11 different games ... Made 54 threes throughout the year ... Averaged 20.0 ppg and 11.0 rpg as a junior ... After tallying 5.0 ppg and 8.0 rpg as a freshman, increased his production to 15.0 ppg and 10.0 rpg as a sophomore ... Graduated with honors.

PERSONAL: Son of Juliet Paige ... Full name is Brian Rekarlon Halums ... Has one brother, Antavius Rands ... Born: September 18, 1997 ... Wanted to go to Ole Miss since he was a little child ... General Studies major with an emphasis in Education, Legal Studies, and Recreation Administration.

0

BLAKE HINSON

6-7 • 229 • FR • G/F

Hometown: Deltona, Fla.
High School: Sunrise Christian
Academy

HIGH SCHOOL: Rated the No. 102 player in the country and a four-star prospect by Rivals.com ... Spent the past season at basketball powerhouse Sunrise Christian Academy ... Named the No. 1 player in the state of Kansas by 247Sports ... Averaged 15 points per game, six rebounds per game and two steals per game to lead Sunrise Christian to championships at the Saint James Invitational, the Quincy Shootout and the Lighthouse Classic ... Earned a spot on the all-tournament team at the Saint James Invitational ... Prior to attending Sunrise Christian, was a standout at Deltona High School under his coach and father Denny ... During the 2016-17 season, led the region in scoring with 29.3 ppg ... Earned all-area first

team honors and helped his team to an appearance in the Region 2-7A semifinals ... Alongside his older brother Evan, currently a guard at South Carolina, led Deltona to the school's first ever state final four. Played wide receiver in high school and started on the football team as an eighth grader at Warner Christian.

PERSONAL: Son of Denny and Shandris Hinson ... Full name is Blake D. Hinson ... Has one brother, Evan, who is a guard at South Carolina ... Born: December 26, 1999 ... Sport and Recreation Administration major.





33

JOHN MCBRIDE

6-5 • 216 • FR • G

Hometown: Memphis Tenn.
High School: Memphis University School

HIGH SCHOOL: Earned four letters at Memphis University School under head coach Matt Bakke ... Tabbed first team all-state (Division II-AA) by the Tennessee Sports Writers Association after averaging 18.6 points per game, 7.9 rebounds per game and 3.0 assists per game as a senior ... Named Division II-AA Co-MVP ... Collected all-tournament team honors at the 2017 and 2018 Carbondale Holiday Tournament ... Named Memphis University School MVP ... Averaged 12.6 ppg and 7.1 rpg as a junior ... After averaging 1.6 ppg and 0.2 rpg as a freshman, saw his production and playing time increase during his sophomore year (8.2 ppg, 2.0 rpg) ... Involved in

many extracurricular activities, including National Honor Society, Sociedad Honoraria Hispanica, Societas Caritatis (Society of Charity) ... Served as the vice-president of the Civic Service Organization ... Earned the Rhodes College Book Award.

PERSONAL: Son of Steve and Jeni McBride ... Full name is John Patrick McBride ... Has two brothers, Ben and Will, and one sister, Katie ... Born: July 28, 1999 ... Chose Ole Miss because of its academic reputation, primarily with the accounting school ... Accountancy major.

11

FRANCO MILLER JR.

6-2 • 202 • FR • G

Hometown: Freeport, Bahamas
High School: Crestwood Prep (Canada)



HIGH SCHOOL: Spent last season playing at Crestwood Preparatory College in Toronto, Canada ... Averaged 25.8 points per game, 6.0 rebounds per game, 5.2 assists per game and 3.3 steals per game ... Broke the 40-point threshold twice throughout the year, tallying a game-high 42 points versus Theford Academy and scoring 40 points against the Toronto Basketball Club ... Earned first team All-Canada NPA honors, first team All-CISAA accolades and Universal Hoops First Team All-Canada recognition ... Led his team to a CISAA Championship ... Earned a spot in the prestigious Allen Iverson Roundball Classic as well as the Signature All-Canadian Showcase ... Prior to moving to Canada, was a standout in his native country of The Bahamas ... Led Tabernacle Baptist Academy to a runner-up

finish in the Bahamas National High Schools Basketball Championships and a Grand Bahama Secondary Schools Sports Association (GBSSSA) title, averaging 22.0 ppg ... At the Hugh Campbell Basketball Classic, scored 27 of his team's 58 points in the championship game en route to earning tournament MVP honors ... Averaged 20.0 ppg as a sophomore and 15.0 ppg as a freshman.

PERSONAL: Son of Franco and Venus Miller ... Full name is Franco Veangelo Miller Jr. ... Has one brother, Aiden, and two sisters, Tiana and Anya ... Born: February 9, 1999 ... Sport and Recreation Administration major.

1

ZACH NAYLOR

6-8 • 220 • JR • F

Hometown: Houston, Texas
Last School: Weatherford

JUNIOR COLLEGE: Spent two seasons at Weatherford College under head coach Mark Osina ... Two-time all-region ... Led the team in scoring (18.2 ppg) as a sophomore, shooting 50.4 percent from the floor and 82.5 percent from the free throw line ... Scored at least 20 points in nine different games, including a career-high 39-point outburst against Brookhaven ... As a freshman, led the North Texas Junior College Athletic Conference in scoring by averaging 20.0 points per game (25th nationally) to earn freshman of the year honors ... Eclipsed the 30-point plateau on three occasions, scoring a season-high 34 points versus Western Texas ... Nearly averaged a double-double throughout his debut season, hauling down 9.1 rebounds per contest ... His 197 rebounds through 26 games ranked 20th in the country ... Displayed his versatility by shooting at a 41.5 percent clip from beyond the arc.

HIGH SCHOOL: Earned three letters at William B. Travis High School in Richmond, Texas under head coach Craig Brownson ... Named district MVP and earned all-region honors ... Averaged 15.0 ppg and 7.0 rpg as a senior ... Tallied 13.0 ppg and 8.0 ppgs during his junior campaign ... Made his varsity debut as a sophomore, recording 7.0 ppg ... Also played football, lining up at wide receiver and quarterback throughout his high school career.

PERSONAL: Son of Christian and Erica Naylor ... Full name is Zachery Tai Naylor ... Has two brothers, Christian and Kgron ... Has three sisters, Kea, Kia and Cortney ... Born: September 26, 1998 ... General Studies major with minors in Education, Legal Studies and Psychology.

15

LUIS RODRIGUEZ

6-6 • 202 • FR • G/F

Hometown: Los Angeles, Calif.
High School: Woodstock
Academy (Conn.)

HIGH SCHOOL: Rated a four-star small forward and the No. 1 player out of the state of Connecticut (No. 143 nationally) by 247Sports ... Listed at No. 189 in 247Sports Composite rankings and a three-star guard by Rivals.com ... Spent last year playing at Woodstock Academy, a prep school in Connecticut ... Averaged 14 points per game, seven rebounds per game and three assists per game ... Earned first team all-conference honors, while leading the team to a 35-5 record, Power 5 Conference title and the No. 3 national ranking ... Earned four letters at Westchester High School under coach Ed Azzam ... Averaged a double-double in his final season at Westchester (19.0 ppg, 10.0 rpg) ... Named first team CIF Los Angeles City



Section All-City as a senior ... Helped lead the Comets to a CIF LA City Section Championship during the 2015-16 campaign, averaging 14.0 ppg and 8.0 rpg ... Recorded 12.0 ppg and 7.0 rpg as a sophomore, while scoring 8.0 ppg and hauling in 5.0 rpg as a freshman ... Made the school's honor roll.

PERSONAL: Son of Luis Rodriguez Sr. and Kakisa Henderson ... Full name is Luis Rodriguez ... Has two brothers, Johnny Allen and Trent Easter ... Has three sisters, Ariana and Deja Rodriguez, and Trinity Easter ... Born: March 15, 1999 ... Sport and Recreation Administration major.



OPPONENTS

WESTERN MICHIGAN

NOV. 10 | THE PAVILION | SEC NETWORK +

LOCATION: Kalamazoo, Michigan
 NICKNAME: Broncos
 CONFERENCE: Mid-American
 ARENA: University Arena (5,421)
 HEAD COACH: Steve Hawkins
 ALMA MATER: South Alabama '88
 RECORD AT WMU: 270-219 (15 seasons)
 CAREER RECORD: 407-330 (24 seasons)
 2017-18 RECORD: 17-15 (9-9)
 2018 POSTSEASON: N/A
 STARTERS RETURNING/LOST: 3/2
 LETTERMEN RETURNING/LOST: 8/4
 MBB CONTACT: Nathan Palcowski
 EMAIL: nathan.a.palcowski@wmich.edu
 PHONE: 269-387-4138
 WEBSITE: www.WMUBroncos.com
 SERIES RECORD: First Meeting

BAYLOR

NOV. 23 | DESTIN, FLA. | CBS SPORTS NETWORK

LOCATION: Waco, Texas
 NICKNAME: Bears
 CONFERENCE: Big 12
 ARENA: Ferrell Center (10,284)
 HEAD COACH: Scott Drew
 ALMA MATER: Butler '93
 RECORD AT BU: 296-195 (16 seasons)
 CAREER RECORD: 316-206 (17 seasons)
 2017-18 RECORD: 19-15 (8-10)
 2018 POSTSEASON: NIT Second Round
 STARTERS RETURNING/LOST: 2/3
 LETTERMEN RETURNING/LOST: 3/5
 MBB CONTACT: David Kaye
 EMAIL: david_kaye@baylor.edu
 PHONE: 254-709-5147
 WEBSITE: www.BaylorBears.com
 SERIES RECORD: Baylor leads 2-0

SAN DIEGO

NOV. 28 | THE PAVILION | SEC NETWORK +

LOCATION: San Diego, Calif.
 NICKNAME: Toreros
 CONFERENCE: West-Coast
 ARENA: Jenny Craig Pavillion (5,100)
 HEAD COACH: Sam Scholl
 ALMA MATER: San Diego '01
 RECORD AT USD: 1st season
 CAREER RECORD:
 2017-18 RECORD: 20-14 (9-9)
 2018 POSTSEASON: CIT Third Round
 STARTERS RETURNING/LOST: 4/1
 LETTERMEN RETURNING/LOST: 7/2
 MBB CONTACT: Greg Marsh
 EMAIL: gmarsh@sandiego.edu
 PHONE: 619-260-7930
 WEBSITE: www.USDToreros.com
 SERIES RECORD: First Meeting

BUTLER

NOV. 16 | INDIANAPOLIS | FS2

LOCATION: Indianapolis, Indiana
 NICKNAME: Bulldogs
 CONFERENCE: Big East
 ARENA: Hinkle Fieldhouse (9,100)
 HEAD COACH: LaVall Jordan
 ALMA MATER: Butler '01
 RECORD AT BU: 21-14 (1 season)
 CAREER RECORD: 32-38 (2 seasons)
 2017-18 RECORD: 21-14 (9-9)
 2018 POSTSEASON: NCAA Second Round
 STARTERS RETURNING/LOST: 3/2
 LETTERMEN RETURNING/LOST: 10/2
 MBB CONTACT: John Dedman
 EMAIL: jdedman@butler.edu
 PHONE: 317-491-5462
 WEBSITE: www.ButlerSports.com
 SERIES RECORD: First Meeting

CINCINNATI

POSSIBLE EMERALD COAST CLASSIC OPPONENT

LOCATION: Cincinnati, Ohio
 NICKNAME: Bearcats
 CONFERENCE: American
 ARENA: Fifth Third Arena (12,012)
 HEAD COACH: Mick Cronin
 ALMA MATER: Cincinnati '97
 RECORD AT UC: 268-140 (12 seasons)
 CAREER RECORD: 337-164 (15 seasons)
 2017-18 RECORD: 31-5 (16-2)
 2018 POSTSEASON: NCAA Second Round
 STARTERS RETURNING/LOST: 2/3
 LETTERMEN RETURNING/LOST: 11/4
 MBB CONTACT: Andre Foushee
 EMAIL: andre.foushee@uc.edu
 PHONE: 513-556-5182
 WEBSITE: www.GoBearcats.com
 SERIES RECORD: Tied 1-1

ULM

NOV. 1 | THE PAVILION | SEC NETWORK +

LOCATION: Monroe, Louisiana
 NICKNAME: Warhawks
 CONFERENCE: Sun Belt
 ARENA: Fant-Ewing Coliseum (7,000)
 HEAD COACH: Keith Richard
 ALMA MATER: ULM '82
 RECORD AT ULM: 93-158 (8 years)
 CAREER RECORD: 243-275 (17 years)
 2017-18 RECORD: 16-16 (9-9)
 2018 POSTSEASON: CIT First Round
 STARTERS RETURNING/LOST: 2/3
 LETTERMEN RETURNING/LOST: 8/5
 MBB CONTACT: John Lewandowski
 EMAIL: lewandowski@ulm.edu
 PHONE: 318-342-5378
 WEBSITE: www.ULMWarhawks.com
 SERIES RECORD: Ole Miss leads 15-4

NICHOLLS

NOV. 20 | THE PAVILION | SEC NETWORK

LOCATION: Thibodaux, La.
 NICKNAME: Colonels
 CONFERENCE: Southland
 ARENA: Stopher Gymnasium (3,800)
 HEAD COACH: Austin Claunch
 ALMA MATER: Emory '12
 RECORD AT NSU: 35-28 (2 seasons)
 CAREER RECORD: 35-28 (2 seasons)
 2017-18 RECORD: 21-11 (15-3)
 2018 POSTSEASON: N/A
 STARTERS RETURNING/LOST: 4/1
 LETTERMEN RETURNING/LOST: 7/4
 MBB CONTACT: Jordan Bergeron
 EMAIL: jordan.bergeron@nicholls.edu
 PHONE: 985-448-4282
 WEBSITE: www.GeauxColonels.com
 SERIES RECORD: Ole Miss leads 8-0

GEORGE MASON

POSSIBLE EMERALD COAST CLASSIC OPPONENT

LOCATION: Fairfax, Virginia
 NICKNAME: Patriots
 CONFERENCE: Atlantic 10
 ARENA: Eagle Bank Arena (9,523)
 HEAD COACH: Dave Paulsen
 ALMA MATER: Williams College '87
 RECORD AT GMU: 47-52 (4 seasons)
 CAREER RECORD: 443-266 (25 seasons)
 2017-18 RECORD: 16-17 (9-9)
 2018 POSTSEASON: N/A
 STARTERS RETURNING/LOST: 5/0
 LETTERMEN RETURNING/LOST: 12/0
 MBB CONTACT: Mark LaFrance
 EMAIL: mlafrance@gmu.edu
 PHONE: 508-577-7282
 WEBSITE: www.GoMason.com
 SERIES RECORD: George Mason leads 2-1

ILLINOIS STATE

DEC. 8 | BLOOMINGTON

LOCATION: Bloomington, Illinois
 NICKNAME: Redbirds
 CONFERENCE: Missouri Valley
 ARENA: University Arena (13,176)
 HEAD COACH: Dan Muller
 ALMA MATER: Illinois State '98
 RECORD AT ISU: 122-80 (5 seasons)
 CAREER RECORD: Same
 2017-18 RECORD: 18-15 (10-8)
 2018 POSTSEASON: N/A
 STARTERS RETURNING/LOST: 4/1
 LETTERMEN RETURNING/LOST: 7/4
 MBB CONTACT: Bill Salyer
 EMAIL: wesalye@ilstu.edu
 PHONE: 260-705-3963
 WEBSITE: www.GoRedBirds.com
 SERIES RECORD: Illinois State leads 4-0

SOUTHEASTERN LOUISIANA

DEC. 12 | JACKSON, MISS.

LOCATION: Hammond, Louisiana
NICKNAME: Lions
CONFERENCE: Southland
ARENA: University Center (7,500)
HEAD COACH: Jay Ladner
ALMA MATER: Southern Miss '88
RECORD AT SELA: 59-72 (4 seasons)
CAREER RECORD: 59-72 (4 seasons)
2017-18 RECORD: 22-12 (15-3)
2018 POSTSEASON: NIT First Round
STARTERS RETURNING/LOST: 3/2
LETTERMEN RETURNING/LOST: 5/5
MBB CONTACT: Chris Salim
EMAIL: christopher.salim@southeastern.net
PHONE: 318-471-5972
WEBSITE: www.LionSports.net
SERIES RECORD: Ole Miss leads 17-0

FLORIDA GULF COAST

DEC. 29 | THE PAVILION | SEC NETWORK +

LOCATION: Fort Meyers, Florida
NICKNAME: Eagles
CONFERENCE: Atlantic Sun
ARENA: Alico Arena (4,333)
HEAD COACH: Michael Fly
ALMA MATER: Kentucky '06
RECORD AT FGCU: 1st season
CAREER RECORD:
2017-18 RECORD: 23-12
2018 POSTSEASON: NIT First Round
STARTERS RETURNING/LOST: 1/4
LETTERMEN RETURNING/LOST: 11/4
MBB CONTACT: Nicholas Huenefeld
EMAIL: huenefeld@fgcu.edu
PHONE: 239-590-7097
WEBSITE: www.FGCUAthletics.com
SERIES RECORD: First Meeting

MISSISSIPPI STATE

JAN. 12 | STARKVILLE | CBS
FEB. 2 | THE PAVILION | SEC NETWORK

LOCATION: Starkville, Mississippi
NICKNAME: Bulldogs
CONFERENCE: Southeastern
ARENA: Humphrey Coliseum (10,575)
HEAD COACH: Ben Howland
ALMA MATER: Weber college '79
RECORD AT MSU: 55-45 (3 seasons)
CAREER RECORD: 456-251 (22 seasons)
2017-18 RECORD: 25-12 (9-9)
2018 POSTSEASON: NIT Final Four
STARTERS RETURNING/LOST: 5/0
LETTERMEN RETURNING/LOST: 11/5
MBB CONTACT: Matt Dunaway
EMAIL: mdunaway@athletics.msstate.edu
PHONE: 727-215-3857
WEBSITE: www.HailState.com
SERIES RECORD: MSU leads 143-15

CHATANOOGA

DEC. 16 | THE PAVILION | SEC NETWORK

LOCATION: Chatanooga, Tennessee
NICKNAME: Mocs
CONFERENCE: Southern
ARENA: McKenzie Arena (10,995)
HEAD COACH: LaMont Paris
ALMA MATER: Wooster '96
RECORD AT CHAT: 10-23 (1 season)
CAREER RECORD: 10-23 (1 season)
2017-18 RECORD: 10-23
2018 POSTSEASON: N/A
STARTERS RETURNING/LOST: 1/4
LETTERMEN RETURNING/LOST: 2/10
MBB CONTACT: Jim Horton
EMAIL: james-horton@utc.edu
PHONE: 423-645-8733
WEBSITE: www.GoMocs.com
SERIES RECORD: First Meeting

VANDERBILT

JAN. 5 | NASHVILLE | SEC NETWORK

LOCATION: Nashville, Tennessee
NICKNAME: Commodores
CONFERENCE: Southeastern
ARENA: Memorial Gymnasium (14,316)
HEAD COACH: Bryce Drew
ALMA MATER: Valparaiso '98
RECORD AT VU: 31-36 (2 seasons)
CAREER RECORD: 155-85 (7 seasons)
2017-18 RECORD: 12-20 (6-12)
2018 POSTSEASON: N/A
STARTERS RETURNING/LOST: 2/3
LETTERMEN RETURNING/LOST: 8/6
MBB CONTACT: Andy Boggs
EMAIL: andy.boggs@vanderbilt.edu
PHONE: 615-343-1847
WEBSITE: www.VUCommodores.com
SERIES RECORD: Vanderbilt leads 76-45

LSU

JAN. 15 | THE PAVILION | SEC NETWORK

LOCATION: Baton Rouge, Louisiana
NICKNAME: Tigers
CONFERENCE: Southeastern
ARENA: Pete Maravich Assembly Center (13,215)
HEAD COACH: Will Wade
ALMA MATER: Clemson '05
RECORD AT LSU: 18-15 (1 season)
CAREER RECORD: 109-60 (5 seasons)
2017-18 RECORD: 18-15 (8-10)
2018 POSTSEASON: NIT Second Round
STARTERS RETURNING/LOST: 2/3
LETTERMEN RETURNING/LOST: 6/9
MBB CONTACT: Kent Lowe
EMAIL: clowe@lsu.edu
PHONE: 225-578-1864
WEBSITE: www.LSUSports.net
SERIES RECORD: LSU leads 121-88

MIDDLE TENNESSEE

DEC. 21 | NASHVILLE

LOCATION: Murfreesboro, Tennessee
NICKNAME: Blue Raiders
CONFERENCE: Conference USA
ARENA: Murphy Center (11,520)
HEAD COACH: Nick McDevitt
ALMA MATER: UNC Asheville '01
RECORD AT MTSU: 1st season
CAREER RECORD: 93-66 (5 seasons)
2017-18 RECORD: 25-8
2018 POSTSEASON: NIT Second Round
STARTERS RETURNING/LOST: 0/5
LETTERMEN RETURNING/LOST: 4/10
MBB CONTACT: Eric Beovich
EMAIL: beovich@goblueraiders.com
PHONE: 850-723-8134
WEBSITE: www.GoBlueRaiders.com
SERIES RECORD: Middle Tennessee leads 6-3

AUBURN

JAN. 9 | THE PAVILION | ESPN2/ESPNU
FEB. 13 | AUBURN | SEC NETWORK

LOCATION: Auburn, Alabama
NICKNAME: Tigers
CONFERENCE: Southeastern
ARENA: Auburn Arena (9,121)
HEAD COACH: Bruce Pearl
ALMA MATER: Boston College '82
RECORD AT AUB: 70-62 (4 seasons)
CAREER RECORD: 532-207 (23 seasons)
2017-18 RECORD: 26-8
2018 POSTSEASON: 13-5
STARTERS RETURNING/LOST: 3/2
LETTERMEN RETURNING/LOST: 11/5
MBB CONTACT: Cody Voga
EMAIL: voga@auburn.edu
PHONE: 334-750-9023
WEBSITE: www.AuburnTigers.com
SERIES RECORD: Auburn leads 77-58

ARKANSAS

JAN. 19 | THE PAVILION | SEC NETWORK
MARCH 2 | FAYETTEVILLE | SEC NETWORK

LOCATION: Fayetteville, Arkansas
NICKNAME: Razorbacks
CONFERENCE: Southeastern
ARENA: Bud Walton Arena (19,200)
HEAD COACH: Mike Anderson
ALMA MATER: Tulsa '82
RECORD AT ARK: 151-86 (8 seasons)
CAREER RECORD: 351-184 (16 seasons)
2017-18 RECORD: 23-12 (10-8)
2018 POSTSEASON: NCAA First Round
STARTERS RETURNING/LOST: 2/3
LETTERMEN RETURNING/LOST: 4/10
MBB CONTACT: Mike Cawood
EMAIL: tmcawood@arkansas.edu
PHONE: 479-575-3114
WEBSITE: www.ArkansasRazorbacks.com
SERIES RECORD: Arkansas leads 47-32



OPPONENTS

ALABAMA

JAN. 22 | TUSCALOOSA | ESPN/ESPNU

LOCATION: Tuscaloosa, Alabama
NICKNAME: Crimson Tide
CONFERENCE: Southeastern
ARENA: Coleman Coliseum (15,383)
HEAD COACH: Avery Johnson
ALMA MATER: Southern '88
RECORD AT ALA: 57-46 (3 seasons)
CAREER RECORD: 311-232 (10 seasons)
2017-18 RECORD: 20-16 (8-10)
2018 POSTSEASON: NCAA Second Round
STARTERS RETURNING/LOST: 4/1
LETTERMEN RETURNING/LOST: 10/2
MBB CONTACT: Aaron Jordan
EMAIL: ajordan@ia.ua.edu
PHONE: 205-913-1979
WEBSITE: www.RollTide.com
SERIES RECORD: Alabama leads 120-58

TEXAS A&M

FEB. 6 | THE PAVILION | SEC NETWORK

LOCATION: College Station, Texas
NICKNAME: Aggies
CONFERENCE: Southeastern
ARENA: Reed Arena (12,989)
HEAD COACH: Billy Kennedy
ALMA MATER: Southeastern Louisiana '86
RECORD AT TAMU: 137-100 (7 seasons)
CAREER RECORD: 348-279 (21 seasons)
2017-18 RECORD: 22-13 (9-9)
2018 POSTSEASON: NCAA SWEET 16
STARTERS RETURNING/LOST: 3/2
LETTERMEN RETURNING/LOST: 9/3
MBB CONTACT: Matt Callaway
EMAIL: mcallaway@athletics.tamu.edu
PHONE: 979-862-5443
WEBSITE: www.12thMan.com
SERIES RECORD: Texas A&M leads 6-2

SOUTH CAROLINA

FEB. 19 | COLUMBIA | SEC NETWORK

LOCATION: Columbia, South Carolina
NICKNAME: Gamecocks
CONFERENCE: Southeastern
ARENA: Colonial Life Arena (18,000)
HEAD COACH: Frank Martin
ALMA MATER: Florida International '93
RECORD AT SC: 113-90 (6 seasons)
CAREER RECORD: 230-144 (11 seasons)
2017-18 RECORD: 17-16 (7-11)
2018 POSTSEASON: N/A
STARTERS RETURNING/LOST: 5/0
LETTERMEN RETURNING/LOST: 7/8
MBB CONTACT: Emily Miles
EMAIL: efeeney@mailbox.sc.edu
PHONE: 803-777-7743
WEBSITE: www.GamecocksOnline.com
SERIES RECORD: Ole Miss leads 20-19

IOWA STATE

JAN. 26 | THE PAVILION | ESPN/ESPNU/ESPNU

LOCATION: Ames, Iowa
NICKNAME: Cyclones
CONFERENCE: Big 12
ARENA: Hilton Coliseum (14,384)
HEAD COACH: Steve Prohm
ALMA MATER: Alabama '97
RECORD AT ISU: 60-41 (3 seasons)
CAREER RECORD: 164-70 (7 seasons)
2017-18 RECORD: 13-18 (4-14)
2018 POSTSEASON: N/A
STARTERS RETURNING/LOST: 2/3
LETTERMEN RETURNING/LOST: 8/4
MBB CONTACT: Matt Schultz
EMAIL: mshultz@iastate.edu
PHONE: 515-294-3372 ext. 4-1393
WEBSITE: www.Cyclones.com
SERIES RECORD: Iowa State leads 1-0

GEORGIA

FEB. 9 | ATHENS | SEC NETWORK
FEB. 23 | THE PAVILION | SEC NETWORK

LOCATION: Athens, Georgia
NICKNAME: Bulldogs
CONFERENCE: Southeastern
ARENA: Stegeman Coliseum (10,523)
HEAD COACH: Tom Crean
ALMA MATER: Central Michigan '89
RECORD AT UGA: First season
CAREER RECORD: 207-107 (10 seasons)
2017-18 RECORD: 23-12 (10-8)
2018 POSTSEASON: N/A
STARTERS RETURNING/LOST: 3/2
LETTERMEN RETURNING/LOST: 11/4
MBB CONTACT: Mike Mobley
EMAIL: mmobley@sports.uga.edu
PHONE: 706-542-9021
WEBSITE: www.GeorgiaDogs.com
SERIES RECORD: Georgia leads 73-42

TENNESSEE

FEB. 27 | THE PAVILION | SEC NETWORK

LOCATION: Knoxville, Tennessee
NICKNAME: Volunteers
CONFERENCE: Southeastern
ARENA: Thompson-Boling Arena (21,678)
HEAD COACH: Rick Barnes
ALMA MATER: Lenoir-Rhyne '77
RECORD AT UT: 57-44 (3 seasons)
CAREER RECORD: 661-358 (31 seasons)
2017-18 RECORD: 26-9 (13-2)
2018 POSTSEASON: NCAA Second Round
STARTERS RETURNING/LOST: 5/0
LETTERMEN RETURNING/LOST: 9/2
MBB CONTACT: Tom Satkowiak
EMAIL: tomsid@tennessee.edu
PHONE: 865-974-7501
WEBSITE: www.UTSports.com
SERIES RECORD: Tennessee leads 72-44

FLORIDA

JAN. 30 | GAINESVILLE | SEC NETWORK

LOCATION: Gainesville, Florida
NICKNAME: Gators
CONFERENCE: Southeastern
ARENA: Exactech Arena (12,000)
HEAD COACH: Mike White
ALMA MATER: Ole Miss '99
RECORD AT FLA: 69-37 (3 seasons)
CAREER RECORD: 170-77 (7 seasons)
2017-18 RECORD: 21-13 (11-7)
2018 POSTSEASON: NCAA Sweet 16
STARTERS RETURNING/LOST: 3/2
LETTERMEN RETURNING/LOST: 10/2
MBB CONTACT: Denver Parler
EMAIL: denverp@gators.ufl.edu
PHONE: 352-375-4683 ext. 6135
WEBSITE: www.FloridaGators.com
SERIES RECORD: Florida leads 65-46

MISSOURI

FEB. 16 | THE PAVILION | SEC NETWORK
MARCH 9 | COLUMBIA | SEC NETWORK

LOCATION: Columbia, Missouri
NICKNAME: Tigers
CONFERENCE: Southeastern
ARENA: Mizzou Arena (15,061)
HEAD COACH: Cuonzo Martin
ALMA MATER: Purdue '00
RECORD AT MIZ: 20-13 (1 season)
CAREER RECORD: 206-134 (10 seasons)
2017-18 RECORD: 20-13 (10-8)
2018 POSTSEASON: NCAA First Round
STARTERS RETURNING/LOST: 3/2
LETTERMEN RETURNING/LOST: 7/4
MBB CONTACT: R.J. Layton
EMAIL: laytonr@missouri.edu
PHONE: 573-882-7826
WEBSITE: www.MUTigers.com
SERIES RECORD: Ole Miss leads 9-2

KENTUCKY

MARCH 5 | THE PAVILION | SEC NETWORK

LOCATION: Lexington, Kentucky
NICKNAME: Wildcats
CONFERENCE: Southeastern
ARENA: Rupp Arena (23,000)
HEAD COACH: John Calipari
ALMA MATER: Clarion '82
RECORD AT UK: 275-64 (9 seasons)
CAREER RECORD: 678-202 (26 seasons)
2017-18 RECORD: 26-11 (10-8)
2018 POSTSEASON: NCAA Sweet 16
STARTERS RETURNING/LOST: 2/3
LETTERMEN RETURNING/LOST: 6/8
MBB CONTACT: Eric Lindsey
EMAIL: eric.lindsey@uky.edu
PHONE: 859-619-0944
WEBSITE: www.UKAthletics.com
SERIES RECORD: Kentucky leads 105-13



2018-19 OPPONENT SERIES HISTORY

NOTE: Ole Miss wins listed in bold



OLE MISS LEADS 8-0

IN OXFORD: OM leads 7-0
NEUTRAL: OM leads 1-0

	OM	NS		
12/17/88 Nicholls State...	74	53	N	W
12/28/95 Nicholls State...	66	54	H	W
12/21/02 Nicholls State...	63	52	H	W
12/28/03 Nicholls State...	79	46	H	W
12/13/04 Nicholls State...	87	55	H	W
12/15/05 Nicholls State...	69	43	H	W
11/24/06 Nicholls State...	100	80	H	W
01/03/09 Nicholls State...	53	41	H	W



BAYLOR LEADS 2-0

IN OXFORD: BU leads 1-0
NEUTRAL: BU leads 1-0

	OM	BU		
12/29/70 Baylor.....	113	132	N	L
1/31/2017 Baylor.....	75	78	H	L



TIED 1-1

NEUTRAL: TIED 1-1

	OM	UC		
12/27/55 Cincinnati.....	70	78	N	L
11/29/14 Cincinnati.....	66	54	N	W



GEORGE MASON LEADS 2-1

IN OXFORD: TIED 1-1
NEUTRAL: GM leads 1-0

	OM	GM		
12/01/01 George Mason.....	70	71	H	L
11/30/02 George Mason...	56	49	H	W
11/19/15 George Mason.....	62	68	N	L



OLE MISS LEADS 15-4

IN OXFORD: OM leads 13-3
IN MONROE: OM leads 2-1
NEUTRAL: ULM leads 1-0
OT: ULM leads 1-0

	OM	ULM		
12/9/69 ULM.....	80	85	H	L
12/1/70 ULM.....	112	97	A	W
12/6/71 ULM.....	84	83	H	W
12/5/72 ULM.....	90	78	A	W
12/29/73 ULM.....	78	86	N	L
12/2/89 ULM.....	69	79	A	L
12/3/90 ULM.....	67	68	H	L
12/2/98 ULM.....	95	62	H	W
12/19/99 ULM.....	76	60	H	W
11/28/00 ULM.....	76	62	H	W
12/3/01 ULM.....	78	43	H	W
12/17/02 ULM.....	80	57	H	W
12/20/03 ULM.....	66	64	H	W
12/18/04 ULM.....	84	58	H	W
11/29/05 ULM.....	59	43	H	W
12/12/06 ULM.....	87	53	H	W
11/24/07 ULM.....	94	70	H	W
11/11/11 ULM.....	60	38	H	W
12/18/13 ULM.....	75	62	H	W



ILLINOIS STATE LEADS 4-0

IN OXFORD: ISU leads 2-0
IN BLOOMINGTON: ISU leads 1-0
NEUTRAL: ISU leads 1-0

	OM	ISU		
12/23/78 Illinois State.....	72	76	A	L
11/16/04 Illinois State.....	52	70	N	L
03/14/12 Illinois State.....	93	96	H	L
12/16/17 Illinois State (OT) ..	97	101	H	L



OLE MISS LEADS 17-0

IN OXFORD: OM leads 15-0
IN HAMMOND: OM leads 2-0

	OM	SE		
12/3/56 SE Louisiana...	75	55	H	W
12/2/58 SE Louisiana...	87	64	H	W
12/1/60 SE Louisiana...	81	56	H	W
12/4/61 SE Louisiana...	83	66	H	W
12/14/85 SE Louisiana...	64	59	H	W
12/13/86 SE Louisiana...	88	59	H	W
12/7/87 SE Louisiana...	80	43	A	W
12/30/88 SE Louisiana...	84	54	H	W
11/28/90 SE Louisiana...	74	52	H	W
1/8/92 SE Louisiana...	86	82	A	W
2/8/93 SE Louisiana...	71	61	H	W
12/15/99 SE Louisiana...	77	46	H	W
12/13/00 SE Louisiana...	58	46	H	W
11/29/03 SE Louisiana...	52	48	H	W
12/31/04 SE Louisiana...	64	48	H	W
12/21/05 SE Louisiana...	68	62	H	W
1/2/11 SE Louisiana...	68	59	H	W



MIDDLE TENNESSEE LEADS 6-3

IN OXFORD: TIED 2-2
IN MURFREESBORO: MT leads 2-0
NEUTRAL: MT leads 2-1

	OM	MT		
12/29/60 MTSU.....	64	62	N	W
1/26/63 MTSU.....	77	68	H	W
11/30/63 MTSU.....	68	79	N	L
12/12/77 MTSU.....	68	79	H	L
12/21/11 MTSU.....	58	68	N	L
12/08/12 MTSU.....	62	65	A	L
12/14/13 MTSU.....	72	63	H	W
11/30/16 MTSU.....	62	77	H	L
12/9/17 MTSU.....	58	77	A	L



VANDERBILT LEADS 76-45

IN OXFORD: OM leads 32-25
IN NASHVILLE: VU leads 47-8
NEUTRAL: OM leads 5-4
POSTSEASON: TIED 4-4
OT: VU leads 5-4

	OM	VU		
2/8/25 Vanderbilt.....	18	19	H	L
1/21/26 Vanderbilt.....	32	18	H	W
2/10/27 Vanderbilt.....	32	33	A	L
2/26/27 Vanderbilt SoConT.....	20	32	N	L
2/20/29 Vanderbilt (OT) ..	48	46	H	W
12/31/37 Vanderbilt.....	68	30	N	W
2/7/41 Vanderbilt.....	47	80	A	L
2/7/42 Vanderbilt.....	38	31	H	W
1/30/43 Vanderbilt.....	49	44	H	W
2/5/43 Vanderbilt.....	30	55	A	L
1/19/46 Vanderbilt.....	31	39	H	L
2/8/47 Vanderbilt.....	41	55	A	L
12/6/47 Vanderbilt.....	53	42	H	W
12/19/47 Vanderbilt.....	49	71	A	L
1/15/49 Vanderbilt.....	49	62	H	L
2/7/49 Vanderbilt.....	52	64	A	L
1/16/50 Vanderbilt.....	37	44	H	L
2/16/50 Vanderbilt.....	47	80	A	L
1/13/51 Vanderbilt.....	63	70	H	L
2/4/52 Vanderbilt.....	51	59	A	L
2/16/53 Vanderbilt.....	79	65	H	W
1/18/54 Vanderbilt.....	78	74	A	W
1/1/55 Vanderbilt.....	69	94	A	L
1/17/55 Vanderbilt.....	77	63	H	W
1/14/56 Vanderbilt.....	73	85	A	L
12/8/56 Vanderbilt.....	61	90	A	L
1/12/57 Vanderbilt.....	68	66	H	W
1/11/58 Vanderbilt.....	59	68	A	L
1/10/59 Vanderbilt (OT) ..	74	79	H	W
1/9/60 Vanderbilt.....	58	66	A	L
1/16/61 Vanderbilt.....	74	72	H	W
1/15/62 Vanderbilt.....	58	80	A	L
1/14/63 Vanderbilt.....	72	79	H	L
1/13/64 Vanderbilt.....	81	88	A	L
1/25/65 Vanderbilt.....	70	84	H	L
1/10/66 Vanderbilt.....	58	106	A	L
1/14/67 Vanderbilt (OT) ..	70	78	A	L
2/11/67 Vanderbilt.....	67	72	H	L
1/13/68 Vanderbilt.....	70	96	A	L
2/10/68 Vanderbilt.....	72	90	H	L
1/13/69 Vanderbilt.....	55	62	A	L
2/12/69 Vanderbilt.....	75	67	H	W
12/3/69 Vanderbilt.....	75	87	H	L
2/11/70 Vanderbilt.....	83	80	A	W
12/22/70 Vanderbilt.....	112	130	A	L
2/10/71 Vanderbilt.....	94	88	H	W
1/26/72 Vanderbilt.....	92	65	H	W
2/16/72 Vanderbilt.....	83	89	A	L
12/13/72 Vanderbilt.....	57	59	A	L
1/17/73 Vanderbilt.....	49	59	H	L
1/26/74 Vanderbilt.....	56	71	A	L
2/25/74 Vanderbilt.....	68	84	H	L
1/25/75 Vanderbilt.....	66	80	H	L
2/24/75 Vanderbilt.....	80	86	A	L
2/2/76 Vanderbilt.....	60	61	A	L
3/1/76 Vanderbilt.....	81	72	H	W
1/22/77 Vanderbilt (OT) ..	72	77	A	L
2/19/77 Vanderbilt.....	75	66	H	W
1/14/78 Vanderbilt.....	63	66	A	L
2/11/78 Vanderbilt.....	61	57	H	W
1/6/79 Vanderbilt.....	70	94	A	L
2/3/79 Vanderbilt.....	58	66	H	L
1/16/80 Vanderbilt.....	67	66	A	W
2/13/80 Vanderbilt.....	89	78	H	W
1/21/81 Vanderbilt.....	46	44	H	W
2/18/81 Vanderbilt.....	50	52	A	L
3/6/81 Vanderbilt (SECT) ..	71	51	N	W
1/20/82 Vanderbilt.....	55	65	A	L
2/17/82 Vanderbilt (40T) ..	51	48	H	W
1/5/83 Vanderbilt.....	77	62	A	W
3/5/83 Vanderbilt.....	62	51	H	W
1/4/84 Vanderbilt.....	55	76	H	L
3/3/84 Vanderbilt.....	60	70	A	L
3/7/84 Vanderbilt (SECT) ..	57	77	N	L
1/2/85 Vanderbilt.....	61	63	A	L
2/4/85 Vanderbilt.....	60	55	H	W
1/2/86 Vanderbilt.....	70	81	H	L
2/1/86 Vanderbilt.....	63	66	A	L



OPPONENTS

1/7/87	Vanderbilt	59	66	A	L
2/9/87	Vanderbilt	77	54	H	W
1/13/88	Vanderbilt	57	60	H	L
2/13/88	Vanderbilt	68	93	A	L
1/11/89	Vanderbilt (OT)	65	72	H	L
2/11/89	Vanderbilt	69	71	A	L
1/10/90	Vanderbilt	79	86	A	L
2/10/90	Vanderbilt	68	67	H	W
3/9/90	Vanderbilt (SECT)	65	62	N	W
1/23/91	Vanderbilt	52	89	A	L
2/23/91	Vanderbilt	74	58	H	W
2/1/92	Vanderbilt	84	72	H	W
2/10/93	Vanderbilt	59	89	A	L
2/23/94	Vanderbilt (OT)	77	72	H	W
1/25/95	Vanderbilt	75	82	A	L
2/10/96	Vanderbilt	78	55	H	W
1/18/97	Vanderbilt	64	67	A	L
3/7/97	Vanderbilt (SECT)	64	62	N	W
2/11/98	Vanderbilt	87	76	H	W
1/2/99	Vanderbilt	64	79	A	L
2/26/00	Vanderbilt	75	67	H	W
1/6/01	Vanderbilt	81	68	A	W
1/30/02	Vanderbilt	73	61	H	W
2/1/03	Vanderbilt	68	76	A	L
2/25/04	Vanderbilt	65	77	H	L
3/11/04	Vanderbilt (SECT)	50	70	N	L
1/29/05	Vanderbilt	51	73	A	L
3/1/06	Vanderbilt	62	77	H	L
1/27/07	Vanderbilt	80	85	A	L
1/30/08	Vanderbilt	74	58	H	W
2/7/09	Vanderbilt	61	71	A	L
2/18/10	Vanderbilt	78	82	H	L
1/19/11	Vanderbilt	74	84	A	L
2/16/11	Vanderbilt	76	102	H	L
3/19/12	Vanderbilt (SECT)	53	65	A	L
1/15/13	Vanderbilt (OT)	89	79	A	W
3/16/13	Vanderbilt (SEC-T)	64	52	N	W
1/22/14	Vanderbilt	63	52	A	W
3/8/14	Vanderbilt	65	62	H	W
3/7/15	Vanderbilt	77	86	H	L
2/6/16	Vanderbilt	85	78	H	W
2/4/17	Vanderbilt	81	74	A	W
3/3/18	Vanderbilt	69	82	H	



AUBURN LEADS 77-58

IN OXFORD: OM leads 42-24
IN AUBURN: AU leads 51-14
NEUTRAL: OM leads 4-1
POSTSEASON: OM leads 3-1
OT: OM leads 3-2

	OM	AUB			
2/10/28	Auburn	43	42	A	W
2/11/28	Auburn	38	58	A	L
2/28/28	Auburn (SoConT)	31	30	N	W
1/13/41	Auburn	30	43	A	L
12/19/41	Auburn	31	34	H	L
12/13/46	Auburn	58	38	H	W
1/12/48	Auburn	50	59	H	L
1/17/49	Auburn	47	43	H	W
2/28/49	Auburn	61	65	A	L
12/9/49	Auburn	60	64	A	L
1/30/50	Auburn	63	77	H	L

12/9/50	Auburn	65	61	A	W
1/19/52	Auburn	76	58	H	W
1/3/53	Auburn	65	55	N	W
2/11/53	Auburn	65	72	A	L
1/11/54	Auburn	61	66	H	L
1/10/55	Auburn	81	85	A	L
1/9/56	Auburn	76	69	H	W
1/7/57	Auburn	66	88	A	L
1/6/58	Auburn	51	71	H	L
1/5/59	Auburn	47	60	A	L
1/4/60	Auburn	64	56	H	W
1/9/61	Auburn	40	51	A	L
1/8/62	Auburn	58	64	H	L
1/7/63	Auburn	44	79	A	L
1/6/64	Auburn (OT)	59	58	H	W
1/4/65	Auburn	53	77	H	L
1/11/65	Auburn	52	67	A	L
2/5/66	Auburn	55	70	H	L
2/26/66	Auburn	74	86	A	L
1/7/67	Auburn	56	67	H	L
2/20/67	Auburn	67	86	A	L
1/6/68	Auburn	71	90	A	L
2/19/68	Auburn	57	56	H	W
12/14/68	Auburn	64	75	H	L
3/8/69	Auburn	70	80	A	L
12/13/69	Auburn	77	91	A	L
3/7/70	Auburn	66	67	H	L
12/12/70	Auburn	108	96	H	W
3/7/71	Auburn	85	86	A	L
1/3/72	Auburn	69	65	A	W
3/9/72	Auburn	89	83	H	W
1/2/73	Auburn	58	66	H	L
3/8/73	Auburn	73	77	A	L
1/7/74	Auburn	93	65	H	W
2/9/74	Auburn	75	85	A	L
1/6/75	Auburn	86	104	A	L
2/8/75	Auburn	72	70	H	W
1/5/76	Auburn	66	72	H	L
3/8/76	Auburn	88	103	A	L
1/31/77	Auburn	65	72	H	L
2/28/77	Auburn	84	97	A	L
1/21/78	Auburn	84	75	H	W
2/18/78	Auburn	67	92	A	L
1/13/79	Auburn	77	62	H	W
2/10/79	Auburn (20T)	54	56	A	L
12/5/79	Auburn	73	76	A	L
1/26/80	Auburn	71	54	H	W
1/3/81	Auburn	46	45	A	W
1/31/81	Auburn	61	58	H	W
1/2/82	Auburn	71	75	A	L
1/30/82	Auburn	64	57	H	W
1/31/83	Auburn	61	48	H	W
3/1/83	Auburn	59	82	A	L
1/31/84	Auburn	50	60	A	L
2/27/84	Auburn	72	71	H	W
1/24/85	Auburn	73	93	A	L
2/23/85	Auburn	57	69	H	L
3/6/85	Auburn (SEC-T)	60	68	N	L
1/27/86	Auburn	61	73	H	L
2/22/86	Auburn	73	75	A	L
1/24/87	Auburn	61	85	A	L
2/25/87	Auburn	73	67	H	W
1/30/88	Auburn	69	66	H	W
3/2/88	Auburn	76	92	A	L
1/18/89	Auburn	65	64	A	W
2/18/89	Auburn	80	77	H	W
3/10/89	Auburn (SEC-T)	80	68	N	W
1/17/90	Auburn	80	72	H	W
2/17/90	Auburn	84	95	A	L
1/9/91	Auburn	60	62	H	L
2/9/91	Auburn	69	72	A	L
1/13/92	Auburn	83	96	H	L

2/29/92	Auburn	84	110	A	L
2/3/93	Auburn	74	85	H	L
2/24/93	Auburn	73	83	A	L
1/19/94	Auburn (20T)	88	85	H	W
3/2/94	Auburn	68	62	A	W
1/8/95	Auburn	74	88	A	L
2/4/95	Auburn	77	75	H	W
1/24/96	Auburn	82	69	H	W
2/21/96	Auburn	62	69	A	L
2/1/97	Auburn	57	46	H	W
3/1/97	Auburn	71	63	A	W
1/31/98	Auburn	67	68	A	L
2/28/98	Auburn	74	67	H	W
1/13/99	Auburn	59	74	H	L
2/9/99	Auburn	66	95	A	L
1/22/00	Auburn (OT)	79	77	H	W
2/19/00	Auburn	72	75	A	L
2/3/01	Auburn	74	70	A	W
2/24/01	Auburn	64	62	H	W
1/9/02	Auburn	69	65	H	W
2/13/02	Auburn	62	65	A	L
2/5/03	Auburn	71	77	A	L
2/22/03	Auburn	75	80	H	L
1/10/04	Auburn	53	80	A	L
2/14/04	Auburn	72	68	H	W
1/15/05	Auburn	79	72	A	W
2/2/05	Auburn	70	55	H	W
2/8/06	Auburn	50	58	A	L
2/25/06	Auburn	54	58	H	L
2/2/07	Auburn	82	59	A	W
3/3/07	Auburn	83	79	H	W
1/19/08	Auburn	77	80	A	L
2/16/08	Auburn	78	90	H	L
2/4/09	Auburn	78	59	H	W
2/25/09	Auburn	64	77	A	L
1/28/10	Auburn	84	74	A	W
2/24/10	Auburn	85	75	H	W
2/16/11	Auburn	90	59	H	W
3/2/11	Auburn	73	76	A	L
1/14/12	Auburn (20T)	68	69	A	L
2/11/12	Auburn	61	54	H	W
3/8/12	Auburn (SECT)	68	54	N	W
1/26/13	Auburn	63	61	A	W
2/23/13	Auburn	88	55	H	W
1/9/14	Auburn	65	62	H	W
2/7/15	Auburn	86	79	A	W
1/27/16	Auburn	80	63	H	W
2/20/16	Auburn	69	59	A	W
1/7/17	Auburn	88	85	A	W
2/11/17	Auburn	90	84	H	W
1/9/18	Auburn	70	85	A	L
1/30/18	Auburn	70	79	H	L



MISSISSIPPI STATE LEADS 143-115

IN OXFORD: OM leads 84-43
IN STARKVILLE: MSU leads 95-26
NEUTRAL: TIED 5-5
POSTSEASON: MSU leads 2-1
OT: MSU leads 6-4

	OM	MS			
2/25/14	Miss. State	15	68	A	L

2/26/14	Miss. State	18	84	A	L
2/27/14	Miss. State	10	12	H	L
2/28/14	Miss. State	8	20	H	L
1/27/16	Miss. State	9	28	H	L
1/28/16	Miss. State	20	33	H	L
2/16/17	Miss. State	20	35	A	L
2/17/17	Miss. State	24	42	A	L
2/23/17	Miss. State	25	42	H	L
2/24/17	Miss. State	29	15	H	W
2/7/19	Miss. State	23	32	H	L
2/8/19	Miss. State	14	52	H	L
2/6/20	Miss. State	23	10	H	W
2/7/20	Miss. State	15	21	H	L
2/27/20	Miss. State	13	49	A	L
2/28/20	Miss. State	12	30	A	L
1/21/21	Miss. State	12	33	A	L
1/22/21	Miss. State	20	34	A	L
2/2/21	Miss. State	17	13	H	W
2/3/21	Miss. State	23	13	H	W
2/3/22	Miss. State	27	30	H	L
2/4/22	Miss. State	12	17	H	L
2/17/22	Miss. State	27	25	A	W
2/18/22	Miss. State	17	48	A	L
2/5/23	Miss. State	14	29	A	L
2/6/23	Miss. State	18	23	A	L
2/12/23	Miss. State	26	28	H	L
2/13/23	Miss. State	30	27	H	W
3/1/23	MSU (SoCon-T)	26	33	N	L
2/21/24	Miss. State	29	27	H	W
2/23/24	Miss. State	42	47	A	L
2/9/25	Miss. State	30	34	A	L
2/20/25	Miss. State	28	38	H	L
1/23/26	Miss. State	33	20	H	W
2/4/27	Miss. State	22	36	A	L
2/5/27	Miss. State	24	30	A	L
2/7/27	Miss. State	31	28	H	W
2/8/27	Miss. State	26	19	H	W
2/6/28	Miss. State	30	38	H	L
2/7/28	Miss. State	27	29	H	L
2/20/28	Miss. State	34	45	A	L
2/21/28	Miss. State	36	40	A	L
2/8/29	Miss. State	30	32	A	L
2/9/29	Miss. State	26	28	A	L
2/15/29	Miss. State	37	21	H	W
2/16/29	Miss. State	41	27	H	W
2/7/30	Miss. State	30	26	N	W
2/8/30	Miss. State	23	19	N	W
2/11/30	Miss. State	38	31	H	W
2/12/30	Miss. State	27	28	H	L
2/5/32	Miss. State	37	19	H	W
2/6/32	Miss. State	31	25	H	W
2/19/32	Miss. State	35	25	A	W
2/20/32	Miss. State	38	26	A	W
2/10/33	Miss. State	36	40	A	L
2/11/33	Miss. State	25	32	A	L
2/17/33	Miss. State	50	49	H	W
2/18/33	Miss. State	41	27	H	W
2/2/34	Miss. State	35	41	A	L
2/3/34	Miss. State</				

2/22/37 Miss. State..... 50 42 H W	1/18/64 Miss. State..... 77 75 H W	2/23/00 Miss. State..... 67 80 A L	1/19/29 LSU..... 30 25 H W
1/11/38 Miss. State..... 49 37 N W	2/29/64 Miss. State..... 78 61 A W	1/27/01 Miss. State..... 69 79 A L	1/10/30 LSU..... 31 27 H W
1/12/38 Miss. State..... 45 58 N L	1/23/65 Miss. State..... 72 101 A L	2/14/01 Miss. State..... 51 48 H W	1/11/30 LSU..... 21 31 A L
2/4/38 Miss. State..... 41 43 A L	2/27/65 Miss. State (OT)... 77 78 H L	1/12/02 Miss. State..... 66 59 H W	1/17/30 LSU..... 47 24 A W
2/5/38 Miss. State..... 45 44 A W	2/16/66 Miss. State..... 74 90 H L	2/23/02 Miss. State..... 59 61 A L	1/18/30 LSU..... 32 29 A W
2/18/38 Miss. State..... 70 38 H W	3/2/66 Miss. State..... 76 96 A L	1/29/03 Miss. State..... 57 58 H L	1/15/31 LSU..... 24 26 H L
2/19/38 Miss. State..... 59 45 H W	2/1/67 Miss. State..... 71 70 A W	2/15/03 Miss. State (OT)... 64 68 A L	1/16/31 LSU..... 39 29 H W
1/6/39 Miss. State..... 40 39 N W	3/4/67 Miss. State..... 58 57 H W	3/14/03 MSU (SEC-T)..... 64 73 N L	1/15/32 LSU..... 34 37 H L
1/7/39 Miss. State..... 33 37 N L	1/31/68 Miss. State..... 63 53 H W	1/7/04 Miss. State..... 54 61 H L	1/16/32 LSU..... 24 22 H W
2/10/39 Miss. State..... 44 43 H W	3/2/68 Miss. State..... 79 88 A L	2/7/04 Miss. State..... 56 80 A L	1/29/32 LSU..... 53 55 A L
2/11/39 Miss. State..... 33 30 H W	1/10/69 Miss. State..... 67 60 H W	1/8/05 Miss. State..... 76 87 H L	1/30/32 LSU..... 35 33 A W
2/23/39 Miss. State..... 36 39 A L	2/15/69 Miss. State..... 60 64 A L	2/26/05 Miss. State..... 68 71 A L	1/13/33 LSU..... 40 37 H W
2/24/39 Miss. State..... 27 51 A L	1/9/70 Miss. State..... 58 57 A W	1/14/06 Miss. State..... 75 65 H W	1/14/33 LSU..... 34 32 H W
2/5/40 Miss. State..... 46 50 N L	2/13/70 Miss. State..... 57 55 H W	2/18/06 Miss. State..... 55 84 A L	2/13/33 LSU..... 33 53 A L
2/6/40 Miss. State..... 35 47 A L	1/8/71 Miss. State..... 83 74 H W	1/10/07 Miss. State..... 67 77 A L	2/14/33 LSU..... 33 50 A L
2/17/40 Miss. State..... 64 51 H W	2/13/71 Miss. State..... 67 75 A L	1/30/07 Miss. State..... 85 73 H W	2/12/34 LSU..... 33 52 A L
1/7/41 Miss. State..... 35 30 H W	1/15/72 Miss. State..... 68 66 A W	1/26/08 Miss. State..... 68 88 A L	2/13/34 LSU..... 39 49 A L
1/8/41 Miss. State..... 23 30 A L	2/19/72 Miss. State..... 65 64 H W	2/20/08 Miss. State..... 74 63 H W	2/4/35 LSU..... 32 47 A L
2/18/41 Miss. State..... 41 40 H W	1/13/73 Miss. State..... 74 61 A W	1/31/09 Miss. State..... 67 63 A W	2/5/35 LSU..... 33 47 A L
2/19/41 Miss. State..... 20 33 A L	2/17/73 Miss. State..... 83 64 H W	3/7/09 Miss. State..... 80 82 H L	1/31/36 LSU..... 37 54 A L
2/2/42 Miss. State..... 33 31 A W	1/28/74 Miss. State..... 72 67 H W	1/9/10 Miss. State..... 75 80 H L	2/1/36 LSU..... 51 46 A W
2/4/42 Miss. State..... 37 52 H L	3/2/74 Miss. State (OT)... 69 75 A L	2/11/10 Miss. State..... 63 71 A L	2/14/36 LSU..... 59 47 H W
2/22/42 Miss. State..... 30 37 A L	1/27/75 Miss. State..... 80 100 A L	1/13/11 Miss. State..... 64 69 H L	2/15/36 LSU..... 69 51 H W
2/23/42 Miss. State..... 34 42 H L	3/1/75 Miss. State..... 78 84 H L	2/19/11 Miss. State..... 58 71 A L	1/13/37 LSU..... 50 47 H W
2/11/43 Miss. State..... 52 51 H W	1/17/76 Miss. State..... 54 65 A L	1/18/12 Miss. State..... 75 68 W H	1/14/37 LSU..... 40 27 H W
2/12/43 Miss. State..... 43 54 H L	2/14/76 Miss. State..... 66 76 H L	2/9/12 Miss. State..... 60 70 A L	1/14/38 LSU..... 59 48 A W
2/19/43 Miss. State..... 39 51 A L	1/8/77 Miss. State..... 49 85 A L	2/8/13 Miss. State..... 93 75 H W	1/15/38 LSU..... 47 44 A W
2/20/43 Miss. State..... 45 46 A L	2/5/77 Miss. State..... 82 67 H W	3/2/13 Miss. State..... 67 73 A L	3/4/38 LSU (SEC-T)..... 68 40 N W
2/9/45 Miss. State..... 37 44 A L	1/4/78 Miss. State..... 48 73 A L	1/11/14 Miss. State..... 72 76 A L	1/9/39 LSU..... 41 42 A L
2/10/45 Miss. State..... 61 24 A W	3/6/78 Miss. State..... 61 60 H W	1/25/14 Miss. State..... 82 63 H W	1/10/39 LSU..... 34 42 H L
2/15/45 Miss. State..... 41 36 H W	1/11/79 Miss. State (20T)... 92 101 A L	3/13/14 Miss. State (SECT) 78 66 N W	2/13/39 LSU..... 48 50 A L
2/16/45 Miss. State..... 43 32 H W	2/22/79 Miss. State..... 64 68 H L	1/28/15 Miss. State..... 79 73 H W	2/14/39 LSU..... 18 59 A L
2/12/46 Miss. State..... 58 44 H W	1/19/80 Miss. State..... 75 64 H W	2/19/15 Miss. State..... 71 65 A W	1/12/40 LSU..... 47 51 A L
2/13/46 Miss. State..... 45 40 H W	2/16/80 Miss. State..... 73 66 A W	1/23/16 Miss. State..... 77 83 A L	2/10/40 LSU..... 45 33 A W
2/19/46 Miss. State..... 43 50 A L	1/24/81 Miss. State (OT) . 59 52 A W	3/2/16 Miss. State..... 86 78 H W	1/10/41 LSU..... 32 56 H L
2/20/46 Miss. State..... 34 54 A L	2/21/81 Miss. State..... 72 61 H W	1/31/17 Miss. State..... 88 61 H W	2/3/41 LSU..... 39 67 A L
1/15/47 Miss. State..... 31 53 A L	1/23/82 Miss. State..... 54 30 H W	2/21/17 Miss. State (OT) . 87 82 A W	1/9/42 LSU..... 35 56 H L
2/18/47 Miss. State..... 59 49 H W	2/20/82 Miss. State..... 47 33 A W	1/6/18 Miss. State..... 64 58 H W	1/17/42 LSU..... 51 42 A W
2/6/48 Miss. State..... 43 49 A L	1/22/83 Miss. State..... 67 61 A W	2/17/18 Miss. State..... 62 79 L A	1/8/43 LSU..... 34 54 A L
2/7/48 Miss. State..... 42 45 A L	2/19/83 Miss. State (OT) . 69 67 H W		1/16/43 LSU..... 39 51 H L
2/27/48 Miss. State..... 59 37 H W	1/21/84 Miss. State..... 56 64 H L		1/12/46 LSU..... 23 53 H L
2/28/48 Miss. State..... 63 46 H W	2/18/84 Miss. State..... 51 70 A L		2/4/46 LSU..... 35 60 A L
12/17/48Miss. State..... 69 61 H W	1/19/85 Miss. State..... 44 61 A L		3/1/46 LSU (SEC-T)..... 34 59 N L
2/25/49 Miss. State..... 52 51 A W	2/20/85 Miss. State..... 53 50 H W		1/9/47 LSU..... 43 54 H L
1/18/50 Miss. State..... 60 64 A L	1/18/86 Miss. State..... 57 56 H W		2/3/47 LSU..... 43 63 A L
2/23/50 Miss. State..... 62 45 H W	2/19/86 Miss. State..... 43 48 A L		2/27/47 LSU (SEC-T)..... 36 61 N L
1/17/51 Miss. State..... 67 71 A L	1/14/87 Miss. State..... 62 63 A L		2/2/48 LSU..... 49 37 H W
2/27/51 Miss. State..... 95 60 H W	2/14/87 Miss. State..... 79 65 H W		2/23/48 LSU (OT)..... 50 52 A L
1/9/52 Miss. State..... 77 62 H W	1/20/88 Miss. State..... 61 52 H W		1/31/49 LSU..... 48 58 H L
2/26/52 Miss. State..... 73 61 A W	2/20/88 Miss. State..... 57 67 A L		2/12/49 LSU..... 39 49 A L
1/17/53 Miss. State..... 60 73 A L	1/25/89 Miss. State..... 75 65 H W		12/19/49 LSU..... 61 74 A L
3/7/53 Miss. State..... 62 46 H W	2/25/89 Miss. State..... 69 74 A L		1/28/50 LSU..... 75 65 H W
2/6/54 Miss. State..... 63 53 H W	1/24/90 Miss. State (40T) . 102 104 A L		12/16/50 LSU..... 72 67 H W
3/6/54 Miss. State..... 59 65 A L	2/24/90 Miss. State..... 75 67 H W		2/17/51 LSU..... 69 48 A W
2/10/55 Miss. State..... 66 58 A W	1/6/91 Miss. State (OT) . 80 84 A L		3/1/51 LSU (SEC-T)..... 57 62 N L
3/5/55 Miss. State..... 56 60 H L	2/13/91 Miss. State..... 77 84 H L		12/14/51 LSU..... 69 81 H L
1/30/56 Miss. State..... 79 100 H L	1/11/92 Miss. State..... 72 84 A L		1/30/52 LSU..... 68 65 H W
3/1/56 Miss. State..... 74 82 A L	2/22/92 Miss. State..... 86 78 H W		2/18/52 LSU..... 67 78 A L
1/19/57 Miss. State..... 72 82 A L	1/20/93 Miss. State..... 69 53 H W		3/1/52 LSU (SEC-T)..... 60 75 N L
2/28/57 Miss. State..... 73 81 H L	2/6/93 Miss. State..... 56 53 A W		1/12/53 LSU..... 66 67 H L
12/27/57Miss. State..... 53 66 A L	1/9/94 Miss. State..... 69 81 H L		2/23/53 LSU..... 48 63 A L
1/18/58 Miss. State..... 67 62 H W	2/12/94 Miss. State..... 52 72 A L		2/1/54 LSU..... 52 53 A L
2/27/58 Miss. State..... 60 91 A L	1/14/95 Miss. State..... 52 94 A L		3/1/54 LSU..... 53 76 H L
1/17/59 Miss. State..... 58 87 A L	2/25/95 Miss. State..... 42 46 H L		1/31/55 LSU..... 89 69 H W
2/28/59 Miss. State..... 16 23 H L	1/17/96 Miss. State..... 47 53 A L		2/28/55 LSU..... 65 68 A L
1/16/60 Miss. State..... 67 60 H W	2/17/96 Miss. State..... 71 64 H W		2/6/56 LSU..... 76 100 A L
2/27/60 Miss. State..... 54 72 A L	1/15/97 Miss. State..... 64 75 A L		2/27/56 LSU..... 81 70 H W
1/21/61 Miss. State..... 40 63 A L	2/19/97 Miss. State..... 84 61 H W		2/2/57 LSU..... 79 73 H W
3/4/61 Miss. State..... 74 70 H W	1/24/98 Miss. State (20T) 81 77 H W		2/23/57 LSU..... 83 76 A W
1/20/62 Miss. State..... 57 61 H L	2/21/98 Miss. State..... 82 78 A W		2/3/58 LSU..... 76 63 A W
3/3/62 Miss. State..... 58 63 A L	1/20/99 Miss. State..... 81 68 H W		2/24/58 LSU..... 85 75 H W
1/19/63 Miss. State..... 64 78 A L	2/20/99 Miss. State..... 69 72 A L		12/30/58 LSU..... 55 69 N L
3/2/63 Miss. State..... 72 75 H L	1/12/00 Miss. State..... 59 61 H L		2/2/59 LSU..... 80 69 H W



LSU LEADS 121-88

IN OXFORD: OM leads 55-34

IN BATON ROUGE: LSU leads 80-29

NEUTRAL: LSU leads 6-4

POSTSEASON: LSU leads 5-4


OT: LSU leads 6-3

	OM	LSU		
2/4/10	LSU	14	39	A L
2/5/10	LSU	4	25	A L
1/15/12	LSU	15	27	A L
2/16/12	LSU	11	33	A L
2/21/16	LSU	29	55	A L
2/18/21	LSU	23	22	A W
2/19/21	LSU	12	46	A L
1/15/26	LSU	24	27	A L
1/16/26	LSU	43	19	A W
1/14/27	LSU	36	16	A W
1/15/27	LSU	21	22	A L
1/13/28	LSU	17	20	A L
1/14/28	LSU	25	36	A L
1/25/28	LSU	33	23	A W
1/26/28	LSU	33	34	A L
2/25/28	LSU (SoCon-T)	55	28	N W
1/11/29	LSU	42	21	A W
1/12/29	LSU	34	17	A W
1/18/29	LSU	28	24	H W



OPPONENTS

2/23/59	LSU	93	99	A	L
2/1/60	LSU	76	61	A	W
2/22/60	LSU	90	70	H	W
2/6/61	LSU	69	75	H	L
2/29/61	LSU	48	46	A	W
2/5/62	LSU	59	70	A	L
2/26/62	LSU	74	68	H	W
2/4/63	LSU	60	48	H	W
2/25/63	LSU	61	80	A	L
2/1/64	LSU	67	77	A	L
2/22/64	LSU	80	86	H	L
2/1/65	LSU	56	58	H	L
2/22/65	LSU	56	60	H	L
1/3/66	LSU	81	80	H	W
2/12/66	LSU	68	90	A	L
12/19/66	LSU	74	67	H	W
2/25/67	LSU	89	77	A	W
12/19/67	LSU	68	81	A	L
2/24/68	LSU	87	85	H	W
2/1/69	LSU (OT)	84	81	A	W
3/1/69	LSU	78	76	H	W
1/31/70	LSU	86	109	A	L
2/28/70	LSU	90	103	H	L
1/30/71	LSU	113	90	A	W
2/27/71	LSU	62	54	H	W
2/5/72	LSU	66	67	A	L
3/4/72	LSU	101	78	H	W
2/3/73	LSU	84	59	H	W
3/3/73	LSU	69	70	A	L
2/2/74	LSU	77	63	H	W
3/4/74	LSU	82	74	H	W
2/1/75	LSU	86	94	A	L
3/8/75	LSU	86	91	H	L
1/10/76	LSU	74	100	A	L
2/7/76	LSU	57	67	H	L
1/3/77	LSU	68	75	A	L
3/5/77	LSU	90	68	H	W
1/28/78	LSU	61	74	H	L
2/25/78	LSU	75	94	A	L
1/20/79	LSU (OT)	69	70	H	L
2/17/79	LSU	62	67	A	L
1/23/80	LSU	66	72	A	L
2/21/80	LSU	74	77	H	L
1/28/81	LSU	59	63	H	L
2/25/81	LSU	67	74	A	L
1/27/82	LSU	46	53	A	L
2/24/82	LSU	74	61	H	W
3/4/82	LSU (SEC-T)	59	52	N	W
1/15/83	LSU	68	71	H	L
2/12/83	LSU	63	72	A	L
1/14/84	LSU	70	93	A	L
2/12/84	LSU	61	65	H	L
12/5/84	LSU	64	89	A	L
1/17/85	LSU	68	65	H	W
1/13/86	LSU	68	86	A	L
2/15/86	LSU	58	57	H	W
1/5/87	LSU	73	63	H	W
2/4/87	LSU (OT)	75	82	A	L
1/9/88	LSU (OT)	61	69	H	L
2/10/88	LSU	57	78	A	L
2/1/89	LSU	75	105	A	L
3/4/89	LSU (OT)	113	112	H	W
1/31/90	LSU	77	79	H	L
3/3/90	LSU	94	103	A	L
1/19/91	LSU	71	87	A	L
2/20/91	LSU	78	89	H	L
1/25/92	LSU	73	83	H	L
2/25/92	LSU	69	100	A	L
1/23/93	LSU	71	62	H	W
3/6/93	LSU	56	71	A	L
3/12/93	LSU (SEC-T)	70	89	N	L
1/29/94	LSU	66	90	A	L



ARKANSAS LEADS 47-32

IN OXFORD: OM leads 19-7
IN FAYETTEVILLE: ARK leads 17-11
NEUTRAL: ARK leads 23-2
OT: OM leads 2-1

		OM	ARK		
12/20/50	Arkansas	35	45	N	L
12/21/50	Arkansas	45	41	N	W
12/7/51	Arkansas	58	66	N	L
12/8/51	Arkansas	66	68	N	L
12/20/52	Arkansas	72	104	N	L
1/5/54	Arkansas	76	89	N	L
12/17/54	Arkansas	64	74	N	L
1/28/56	Arkansas	69	85	N	L
12/13/57	Arkansas	58	61	N	L

12/13/58	Arkansas (OT)	81	83	N	L
12/12/59	Arkansas	78	63	N	W
12/10/60	Arkansas	71	77	N	L
12/16/61	Arkansas	54	59	N	L
12/15/62	Arkansas	60	90	N	L
12/28/63	Arkansas	68	76	N	L
12/29/64	Arkansas	48	82	N	L
12/9/67	Arkansas	62	64	A	L
12/7/68	Arkansas (OT)	65	61	H	W
12/10/73	Arkansas	117	66	H	W
12/9/74	Arkansas	84	73	A	W
12/19/78	Arkansas	66	67	N	L
12/15/79	Arkansas	59	67	A	L
12/3/86	Arkansas	56	70	N	L
12/9/87	Arkansas	40	79	N	L
12/13/88	Arkansas	68	74	N	L
12/5/89	Arkansas	76	90	N	L
1/18/92	Arkansas	93	114	H	L
3/7/92	Arkansas	83	100	A	L
1/6/93	Arkansas	78	90	A	L
2/27/93	Arkansas	63	85	H	L
1/5/94	Arkansas	61	87	A	L
2/19/94	Arkansas	73	90	N	L
1/4/95	Arkansas	76	71	H	W
2/18/95	Arkansas	70	85	A	L
1/10/96	Arkansas	62	63	H	L
2/14/96	Arkansas	73	79	A	L
1/2/97	Arkansas	91	74	A	W
1/29/97	Arkansas	71	52	H	W
2/5/98	Arkansas	87	100	A	L
2/25/98	Arkansas	81	65	H	W
1/9/99	Arkansas	76	65	A	W
1/30/99	Arkansas	89	81	H	W
1/5/00	Arkansas	64	71	A	L
2/2/00	Arkansas	87	82	H	W
1/10/01	Arkansas	53	48	A	W
1/31/01	Arkansas	84	73	H	W
1/19/02	Arkansas	70	64	A	W
2/09/02	Arkansas	79	67	H	W
1/25/03	Arkansas	73	54	H	W
3/8/03	Arkansas	64	54	A	W
1/17/04	Arkansas	78	86	A	L
3/06/04	Arkansas	55	45	H	W
1/5/05	Arkansas	46	69	A	L
2/5/05	Arkansas	65	66	H	L
1/25/06	Arkansas	58	71	A	L
2/15/06	Arkansas	73	70	H	W
1/13/07	Arkansas	74	72	H	W
2/17/07	Arkansas	66	83	A	L
2/9/08	Arkansas	69	75	A	L
3/4/08	Arkansas	81	72	H	W
1/14/09	Arkansas	74	65	H	W
3/4/09	Arkansas (OT)	98	91	A	W
1/31/10	Arkansas	73	80	H	L
3/6/10	Arkansas	68	66	A	W
2/5/11	Arkansas	69	60	A	W
3/5/11	Arkansas	84	74	H	W
1/11/12	Arkansas	71	63	H	W
2/28/12	Arkansas	77	75	A	W
1/19/13	Arkansas	76	64	H	W
3/5/14	Arkansas	110	80	A	L
1/17/15	Arkansas	96	82	A	W
2/14/15	Arkansas	70	71	H	L
2/13/16	Arkansas	76	60	H	W
2/18/17	Arkansas	80	98	A	L
3/10/17	Arkansas	72	73	A	L
1/20/18	Arkansas	93	97	A	L
2/13/18	Arkansas	64	75	H	L



ALABAMA LEADS 120-58

IN OXFORD: OM leads 44-38
IN TUSCALOOSA: UA leads 72-11
NEUTRAL: UA leads 10-3
POSTSEASON: UA leads 6-2
OT: OM leads 3-1

		OM	UA		
1/19/21	Alabama	22	18	A	W
1/20/21	Alabama	17	21	A	L
1/11/21	Alabama	31	18	H	W
1/12/21	Alabama	28	13	H	W
2/7/23	Alabama	22	33	A	L
2/23/23	Alabama	28	17	H	W
2/29/24	Alabama (SoCon-T)	42	44	N	L
2/5/26	Alabama	32	22	A	W
2/6/26	Alabama	35	25	A	W
1/31/27	Alabama	29	21	H	W
2/1/27	Alabama	33	32	H	W
1/27/29	Alabama	24	39	A	L
1/28/29	Alabama	28	41	A	L
1/27/30	Alabama	21	31	H	L
1/28/30	Alabama	26	30	H	L
2/20/31	Alabama	25	27	A	L
2/21/31	Alabama	21	30	A	L
2/15/32	Alabama	21	23	H	L
2/16/32	Alabama	33	30	H	W
1/18/33	Alabama	23	35	A	L
1/19/33	Alabama	21	57	A	L
1/22/34	Alabama	25	50	H	L
1/27/34	Alabama	18	34	H	L
1/14/35	Alabama	26	38	A	L
1/15/35	Alabama	27	42	A	L
1/27/36	Alabama	42	34	H	W
1/28/36	Alabama	32	38	H	L
2/15/37	Alabama	34	38	A	L
2/16/37	Alabama	31	32	A	L
2/26/37	Alabama (SEC-T)	34	35	N	L
2/16/38	Alabama	43	36	H	W
2/17/38	Alabama	50	38	H	W
2/6/39	Alabama	25	46	A	L
2/7/39	Alabama	21	30	A	L
1/22/40	Alabama	40	50	A	L
2/22/40	Alabama	25	28	H	L
2/14/41	Alabama	40	44	H	L
2/22/41	Alabama	21	46	A	L
1/14/42	Alabama	20	49	A	L
2/18/42	Alabama	24	44	H	L
2/1/43	Alabama	40	50	A	L
2/15/43	Alabama	44	29	H	W
1/30/46	Alabama	34	36	H	L
2/9/46	Alabama	45	61	A	L
1/9/47	Alabama	40	46	N	L
2/15/47	Alabama	30	83	A	L
2/21/47	Alabama	28	33	H	L
2/10/48	Alabama	36	37	A	L
2/21/48	Alabama	40	35	H	W
1/29/49	Alabama	42	37	H	W
2/26/49	Alabama	57	64	A	L
12/8/49	Alabama	38	56	A	L
2/22/50	Alabama	61	52	H	W
12/11/50	Alabama	67	61	A	W
2/28/51	Alabama (SEC-T)	44	42	N	W
12/17/51	Alabama	79	80	H	L

1/19/53	Alabama	.54	60	A	L
12/18/53	Alabama	.68	72	N	L
1/9/54	Alabama	.62	60	H	W
1/8/55	Alabama	.59	70	A	L
1/7/56	Alabama	.65	69	H	L
1/5/57	Alabama	.84	93	A	L
12/28/57	Alabama	.79	76	N	W
1/4/58	Alabama	.44	70	N	L
1/3/59	Alabama	.76	89	A	L
1/2/60	Alabama	.86	77	H	W
1/7/61	Alabama	.54	80	A	L
1/6/62	Alabama	.62	68	H	L
1/5/63	Alabama	.74	80	A	L
1/4/64	Alabama	.77	83	H	L
1/2/65	Alabama	.87	91	H	L
1/9/65	Alabama	.72	107	A	L
2/9/66	Alabama	.60	79	H	L
2/28/66	Alabama	.66	99	A	L
12/17/66	Alabama	.79	58	H	W
2/13/67	Alabama	.73	83	A	L
12/16/67	Alabama	.59	76	A	L
2/12/68	Alabama	.77	69	H	W
2/3/69	Alabama (OT)	.53	51	H	W
3/3/69	Alabama	.78	72	A	W
2/2/70	Alabama	.87	95	A	L
3/2/70	Alabama	.93	83	H	W
2/1/71	Alabama	.91	101	H	L
3/1/71	Alabama	.72	74	A	L
2/7/72	Alabama	.88	93	A	L
3/6/72	Alabama	.68	75	H	L
2/5/73	Alabama	.66	62	H	W
3/5/73	Alabama	.67	92	A	L
1/14/74	Alabama	.71	88	A	L
2/16/74	Alabama	.57	77	H	L
1/13/75	Alabama	.71	74	H	L
2/15/75	Alabama	.79	88	A	L
1/19/76	Alabama	.41	64	A	L
2/16/76	Alabama	.70	78	H	L
1/10/77	Alabama	.88	101	A	L
2/7/77	Alabama	.68	72	H	L
1/2/78	Alabama	.62	65	N	L
3/4/78	Alabama	.63	66	H	L
2/8/79	Alabama	.73	83	A	L
2/24/79	Alabama	.89	80	H	W
1/5/80	Alabama	.56	78	A	L
2/2/80	Alabama	.71	65	H	W
1/10/81	Alabama	.48	74	H	L
2/7/81	Alabama	.49	51	A	L
1/9/82	Alabama	.71	75	A	L
2/6/82	Alabama	.79	69	H	W
1/24/83	Alabama	.64	63	A	W
2/21/83	Alabama	.56	52	H	W
1/23/84	Alabama	.56	69	H	L
2/20/84	Alabama	.65	74	A	L
1/30/85	Alabama	.47	54	A	L
3/2/85	Alabama	.49	61	H	L
1/29/86	Alabama	.62	69	H	L
3/2/86	Alabama	.59	74	A	L
1/17/87	Alabama	.62	71	H	L
2/18/87	Alabama	.69	90	A	L
1/23/88	Alabama	.66	73	A	L
2/24/88	Alabama	.64	47	H	W
3/10/88	Alabama (OT) SECT	.64	59	N	W
1/7/89	Alabama	.67	79	A	L
2/8/89	Alabama	.54	55	H	L
3/15/89	Alabama (SEC-T)	.56	64	N	L
1/6/90	Alabama	.48	66	H	L
2/7/90	Alabama	.64	74	A	L
3/10/90	Alabama (SEC-T)	.51	70	N	L
1/12/91	Alabama	.73	76	H	L
2/6/91	Alabama	.74	79	A	L
1/22/92	Alabama	.78	77	A	W
3/4/92	Alabama	.83	84	H	L

1/16/93	Alabama	.67	80	A	L
2/20/93	Alabama (OT)	.83	82	H	W
1/15/94	Alabama	.70	54	H	W
2/26/94	Alabama	.62	83	A	L
1/11/95	Alabama	.60	74	H	L
3/1/95	Alabama	.50	69	A	L
1/27/96	Alabama	.70	63	H	W
3/2/96	Alabama	.63	67	A	L
1/8/97	Alabama	.46	59	H	L
2/12/97	Alabama	.54	57	A	L
1/10/98	Alabama	.74	63	A	W
2/7/98	Alabama	.75	74	H	W
1/16/99	Alabama	.78	60	H	W
2/24/99	Alabama	.74	78	A	L
1/29/00	Alabama	.67	96	A	L
3/1/00	Alabama	.63	59	H	W
1/17/01	Alabama	.63	82	A	L
3/3/01	Alabama	.105	71	H	W
2/6/02	Alabama	.59	79	A	L
3/3/02	Alabama	.84	56	H	W
1/21/03	Alabama	.76	57	H	W
3/2/03	Alabama	.63	86	A	L
1/24/04	Alabama	.71	60	H	W
2/28/04	Alabama	.69	84	A	L
1/22/05	Alabama	.58	66	H	L
2/12/05	Alabama	.45	71	A	L
3/11/05	Alabama (SEC-T)	.52	69	N	L
1/7/06	Alabama	.71	61	A	W
2/11/06	Alabama	.50	64	H	L
2/10/07	Alabama	.75	69	H	W
2/28/07	Alabama	.58	69	A	L
2/13/08	Alabama	.67	76	A	L
3/1/08	Alabama	.91	88	H	W
1/21/09	Alabama	.73	76	A	L
2/28/09	Alabama	.69	90	H	L
2/6/10	Alabama	.74	67	H	W
2/27/10	Alabama	.76	73	A	W
2/12/11	Alabama	.64	74	A	L
2/26/11	Alabama	.68	63	H	W
2/4/12	Alabama	.67	69	A	L
3/5/13	Alabama	.87	83	H	W
2/11/14	Alabama	.64	67	A	L
2/26/14	Alabama	.79	67	H	W
3/7/15	Alabama	.82	74	A	W
1/7/16	Alabama	.74	66	H	W
3/10/16	Alabama (SEC-T)	.73	81	N	L
3/1/17	Alabama	.55	70	A	L
1/23/18	Alabama	.78	66	H	W



FLORIDA LEADS 65-46


IN OXFORD: OM leads 30-23
 IN GAINESVILLE: UF leads 38-12
 NEUTRAL: TIED 4-4
 POSTSEASON: UF leads 4-3
 OT: UF leads 4-1

OM UF

12/18/40	Florida	.27	35	H	L
2/13/42	Florida	.35	46	A	L
12/16/42	Florida	.35	32	H	W
12/17/42	Florida	.51	44	H	W
2/19/49	Florida	.61	63	H	L
1/9/50	Florida	.54	46	A	W
1/10/51	Florida	.58	69	A	L

2/2/52	Florida	.56	45	H	W
2/28/53	Florida	.64	61	A	W
2/22/54	Florida	.86	66	H	W
2/21/55	Florida	.72	78	A	L
2/20/56	Florida	.90	77	H	W
2/18/57	Florida	.81	92	A	L
2/17/58	Florida	.67	65	H	W
12/29/58	Florida	.71	47	N	W
2/16/59	Florida (OT)	.97	102	A	L
2/13/60	Florida	.90	81	H	W
2/20/61	Florida (OT)	.77	81	A	L
2/19/62	Florida	.62	63	H	L
2/18/63	Florida	.72	63	A	W
2/17/64	Florida	.97	91	H	W
1/16/65	Florida	.39	60	H	L
2/15/65	Florida	.53	85	A	L
1/15/66	Florida	.49	79	A	L
1/29/66	Florida	.61	96	H	L
12/31/66	Florida	.64	79	A	L
1/9/67	Florida	.63	78	H	L
1/3/68	Florida	.68	70	H	L
1/8/68	Florida	.75	94	A	L
1/27/69	Florida	.66	88	A	L
2/24/69	Florida	.79	77	H	W
1/26/70	Florida	.79	77	H	W
2/23/70	Florida	.62	63	A	L
1/25/71	Florida	.86	106	A	L
2/22/71	Florida	.68	85	H	L
1/31/71	Florida	.86	72	H	W
2/28/72	Florida	.87	74	A	W
1/29/73	Florida	.59	65	A	L
2/26/73	Florida	.97	80	H	W
1/21/74	Florida	.83	73	H	W
2/23/74	Florida	.61	77	A	L
1/20/75	Florida	.80	85	A	L
2/22/75	Florida	.101	92	H	W
1/3/76	Florida	.58	70	H	L
3/6/76	Florida	.94	83	A	W
1/29/77	Florida	.90	83	H	W
2/26/77	Florida	.78	84	A	L
1/23/78	Florida	.56	61	H	L
2/20/78	Florida	.63	80	A	L
1/15/79	Florida	.58	47	H	W
2/12/79	Florida	.67	65	A	W
1/12/80	Florida	.85	65	H	W
2/9/80	Florida	.57	54	A	W
1/17/81	Florida	.71	74	A	L
2/14/81	Florida	.66	52	H	W
1/16/82	Florida	.69	67	H	W
2/13/82	Florida (OT)	.58	57	A	W
1/29/83	Florida	.67	61	H	W
2/26/83	Florida	.64	75	A	L
1/29/84	Florida	.48	78	A	L
2/24/84	Florida	.53	59	H	L
1/12/85	Florida	.64	82	A	L
2/13/85	Florida	.56	54	H	W
1/11/86	Florida	.79	67	H	W
2/12/86	Florida	.57	66	A	L
1/10/87	Florida	.72	80	H	L
2/11/87	Florida	.62	85	A	L
1/16/88	Florida	.72	77	A	L
2/17/88	Florida	.82	75	H	W
1/5/89	Florida	.80	71	H	W
2/5/89	Florida	.67	78	A	L
1/2/90	Florida	.75	60	H	W
2/3/90	Florida	.83	63	A	W
1/2/91	Florida	.49	65	A	L
2/2/91	Florida (20T)	.81	91	H	L
2/12/92	Florida (OT)	.84	86	H	L
2/17/93	Florida	.47	94	A	L
3/11/93	Florida (SEC-T)	.67	62	N	W
2/9/94	Florida	.55	74	H	L
1/28/95	Florida	.57	72	A	L

3/9/95	Florida (SEC-T)	.59	63	N	L
1/20/96	Florida	.55	59	H	L
3/7/96	Florida (SEC-T)	.62	75	N	L
2/23/97	Florida	.67	65	A	W
1/7/98	Florida	.90	79	H	W
2/6/99	Florida	.79	68	A	W
1/8/00	Florida	.71	75	H	L
3/9/00	Florida (SEC-T)	.67	89	N	L
2/21/01	Florida	.75	55	A	L
3/10/01	Florida (SEC-T)	.74	69	N	W
2/16/02	Florida	.68	51	H	W
2/12/03	Florida	.55	74	A	L
2/21/04	Florida	.66	81	H	L
2/16/05	Florida	.53	90	A	L
1/31/06	Florida	.58	69	H	L
1/20/07	Florida	.70	79	A	L
3/10/07	Florida (SEC-T)	.59	80	N	L
1/16/08	Florida	.89	87	H	W
1/10/09	Florida	.68	78	A	L
2/20/10	Florida	.61	64	H	L
1/8/11	Florida	.71	77	A	L
1/26/12	Florida	.60	64	H	L
2/2/13	Florida	.64	78	A	L
3/17/13	Florida (SEC-T)	.66	63	N	W
2/22/14	Florida	.71	75	H	L
1/24/15	Florida	.72	71	A	W
2/12/15	Florida	.62	61	H	W
1/16/16	Florida	.71	80	H	L
2/9/16	Florida	.72	77	A	L
1/3/17	Florida	.63	70	A	L
1/13/18	Florida	.78	72	H	W



TEXAS A&M LEADS 6-2

IN OXFORD: OM leads 2-1
 IN COLLEGE STATION: TAMU leads 4-0
 NEUTRAL: TAMU leads 1-0

OM TAMU

12/29/72	Texas A&M	.83	100	N	L
2/13/13	Texas A&M	.67	69	A	L
2/27/13	Texas A&M	.82	73	H	W
3/1/14	Texas A&M	.60	71	A	L
2/4/15	Texas A&M	.69	59	H	W
2/16/16	Texas A&M	.56	71	A	L
1/25/17	Texas A&M	.76	80	H	L
1/16/18	Texas A&M	.69	71	A	L



GEORGIA LEADS 73-42

IN OXFORD: OM leads 27-23
 IN ATHENS: UGA leads 41-12
 NEUTRAL: UGA leads 9-3
 POSTSEASON: UGA leads 8-2
 OT: OM leads 4-2



OPPONENTS

	OM	UGA
2/13/28 Georgia	44	37
2/14/28 Georgia	33	37
1/19/40 Georgia	41	45
2/29/40 Georgia (SEC-T)	27	45
2/15/41 Georgia	46	53
2/16/42 Georgia	27	36
2/26/43 Georgia (SEC-T)	27	36
1/6/47 Georgia	38	46
1/10/48 Georgia	66	74
1/7/49 Georgia	54	63
1/7/50 Georgia	52	70
3/2/50 Georgia (SEC-T)	58	59
1/6/51 Georgia	41	59
1/7/52 Georgia	103	52
2/2/53 Georgia	77	75
12/19/53 Georgia	87	73
2/20/54 Georgia	80	66
2/19/55 Georgia	80	86
2/18/56 Georgia	105	65
2/16/57 Georgia	99	91
2/15/58 Georgia	81	63
2/14/59 Georgia	61	84
2/15/60 Georgia (OT)	65	63
2/18/61 Georgia	69	73
2/17/62 Georgia	79	75
2/16/63 Georgia	63	76
2/15/64 Georgia	80	72
2/13/65 Georgia	68	90
1/31/66 Georgia	71	91
1/2/67 Georgia	78	85
2/27/67 Georgia	75	67
1/1/68 Georgia	64	70
2/26/68 Georgia	77	111
1/25/69 Georgia	81	84
2/22/69 Georgia (OT)	82	85
1/24/70 Georgia	84	96
2/21/70 Georgia	79	94
1/23/71 Georgia	80	88
2/20/71 Georgia	76	72
1/29/72 Georgia	74	80
2/26/72 Georgia	69	79
1/27/73 Georgia	67	71
2/24/73 Georgia	69	62
1/5/74 Georgia	78	70
2/4/74 Georgia	59	55
1/2/75 Georgia	83	88
2/3/75 Georgia	93	87
1/26/76 Georgia	72	74
2/23/76 Georgia	68	70
1/15/77 Georgia	82	62
2/12/77 Georgia	76	92
1/9/78 Georgia	75	63
2/6/78 Georgia	56	57
1/24/79 Georgia	53	59
1/29/79 Georgia	82	63
12/12/79 Georgia	62	64
2/23/80 Georgia	65	77
12/23/80 Georgia	62	70
2/28/81 Georgia	64	62
3/7/81 Georgia (SEC-T)	66	62
12/16/81 Georgia	56	54
2/27/82 Georgia	58	64
1/10/83 Georgia	53	68
2/7/83 Georgia	76	59
3/11/83 Georgia (SEC-T)	55	69
1/10/84 Georgia	51	70
2/6/84 Georgia (OT)	56	54
1/26/85 Georgia	51	81
2/27/85 Georgia	66	94
1/25/86 Georgia	75	91
2/26/86 Georgia	61	62

1/21/87 Georgia	80	68
2/21/87 Georgia	65	69
3/6/87 Georgia (SEC-T)	63	65
1/27/88 Georgia	70	86
2/27/88 Georgia	75	72
1/21/89 Georgia (OT)	74	70
2/22/89 Georgia	88	79
1/20/90 Georgia	84	74
2/21/90 Georgia	83	107
1/30/91 Georgia	62	117
3/2/91 Georgia	62	72
2/9/92 Georgia	66	86
3/12/92 Georgia (SEC-T)	66	85
1/2/93 Georgia	61	75
1/22/94 Georgia	85	69
3/4/95 Georgia	51	79
1/3/96 Georgia	38	74
1/5/97 Georgia	73	66
1/28/98 Georgia	68	70
3/6/98 Georgia (SEC-T)	72	67
1/23/99 Georgia	85	76
2/12/00 Georgia	65	71
1/13/01 Georgia	66	70
2/2/02 Georgia	72	79
2/26/03 Georgia	82	89
2/4/04 Georgia	51	64
1/12/05 Georgia	59	54
1/21/06 Georgia	65	72
2/21/07 Georgia	67	49
3/8/08 Georgia	76	62
3/13/08 Georgia (OT)(SECT)	95	97
2/21/09 Georgia	69	47
1/13/10 Georgia	80	76
1/15/11 Georgia	76	98
1/21/12 Georgia	66	63
2/26/13 Georgia	84	74
2/15/14 Georgia	60	61
3/14/14 Georgia (SEC-T)	73	75
1/20/15 Georgia	64	69
2/25/15 Georgia	72	76
1/9/16 Georgia	72	71
2/27/16 Georgia	66	80
1/11/17 Georgia	47	69
1/3/18 Georgia	60	71



OLE MISS LEADS 9-2

IN OXFORD: OM leads 4-1
IN COLUMBIA: OM leads 4-1
NEUTRAL: OM leads 1-0
OT: OM leads 1-0

	OM	MU
1/12/13 Missouri	64	49
2/9/13 Missouri	79	98
3/15/13 Missouri (SECT)	64	62
2/8/14 Missouri	91	88
1/31/15 Missouri	67	47
2/3/16 Missouri	76	73
2/23/16 Missouri	85	76
1/21/17 Missouri	75	71
2/25/17 Missouri	80	77
2/6/18 Missouri	69	75
2/20/18 Missouri (OT)	90	87



OLE MISS LEADS 20-19

IN OXFORD: OM leads 14-2
IN COLUMBIA: SC leads 11-2
NEUTRAL: TIED 5-5
POSTSEASON: TIED 4-4

	OM	SC
12/30/60 South Carolina	79	85
2/5/92 South Carolina	76	61
1/13/93 South Carolina	73	88
2/5/94 South Carolina	68	62
3/10/94 SC (SEC-T)	57	80
2/8/95 South Carolina	72	77
2/24/96 South Carolina	75	65
1/25/97 South Carolina	63	86
1/3/98 South Carolina	73	54
3/7/98 SC (SEC-T)	77	87
1/27/99 South Carolina	66	67
3/4/99 SC (SEC-T)	64	60
2/9/00 South Carolina	83	75
2/17/01 South Carolina	67	61
1/26/02 South Carolina	71	53
3/7/02 SC (SEC-T)	67	69
1/8/03 South Carolina	49	55
3/13/03 SC (SEC-T)	62	56
1/31/04 South Carolina	79	68
3/6/05 S. Carolina (OT)	70	76
3/10/05 SC (SEC-T)	53	52
1/11/06 South Carolina	68	63
2/24/07 South Carolina	63	76
2/2/08 South Carolina	77	80
1/24/09 South Carolina	71	82
1/20/10 South Carolina	66	57
2/22/11 South Carolina	73	79
3/10/11 SC (SEC-T)	66	55
1/28/12 South Carolina	66	62
2/20/13 South Carolina	62	62
1/18/14 South Carolina	75	74
2/1/14 South Carolina	75	71
1/10/15 South Carolina	65	49
3/12/15 SC (SEC-T)	58	60
1/19/16 SC (OT)	74	77
1/14/17 South Carolina	56	67
3/4/17 South Carolina	75	70
12/31/17 South Carolina	74	69
3/7/18 S. Carolina (SECT)	84	85

TENNESSEE LEADS 72-44


IN OXFORD: UT leads 26-25
IN KNOXVILLE: UT leads 42-12
NEUTRAL: OM leads 7-5

POSTSEASON: OM leads 7-5

OT: OM leads 4-1

	OM	UT
1/28/24 Tennessee	36	17
1/29/24 Tennessee	24	13
2/10/25 Tennessee	13	15
2/12/27 Tennessee	39	34
3/3/38 Tenn. (SEC-T)	45	40
2/8/41 Tennessee	29	61
1/10/42 Tennessee	39	42
3/1/45 Tenn. (SEC-T)	37	59
1/11/46 Tennessee	42	65
2/10/47 Tennessee	28	61
3/5/48 Tenn. (SEC-T)	62	81
3/4/49 Tenn. (SEC-T)	49	74
2/25/50 Tennessee	57	79
2/10/51 Tennessee	65	67
1/12/52 Tennessee	69	76
1/5/53 Tennessee	71	81
2/15/54 Tennessee	92	73
2/14/55 Tennessee	78	84
2/13/56 Tennessee	63	65
2/11/57 Tennessee	88	98
2/10/58 Tennessee	63	68
2/9/59 Tennessee	82	85
2/8/60 Tennessee	71	81
2/13/61 Tennessee	57	55
2/12/62 Tennessee	98	81
2/11/63 Tennessee	85	78
2/10/64 Tennessee	54	92
2/8/65 Tennessee	50	96
1/8/66 Tennessee	55	102
1/28/67 Tennessee	49	62
2/4/67 Tennessee (OT)	56	53
1/27/68 Tennessee	65	66
2/3/68 Tennessee	46	88
1/6/69 Tennessee	54	59
2/10/69 Tennessee	45	61
1/5/70 Tennessee (2OT)	59	57
2/9/70 Tennessee	60	72
1/4/71 Tennessee	85	98
2/8/71 Tennessee	74	80
1/10/72 Tennessee	70	73
2/14/72 Tennessee	58	68
1/8/73 Tennessee	60	52
2/12/73 Tennessee	49	51
1/12/74 Tennessee	69	57
2/11/74 Tennessee	57	65
1/11/75 Tennessee	82	102
2/10/75 Tennessee (OT)	88	81
1/24/76 Tennessee	53	56
2/21/76 Tennessee	81	105
1/17/77 Tennessee	72	86
2/14/77 Tennessee	75	87
1/7/78 Tennessee	73	68
2/4/78 Tennessee	67	85
1/3/79 Tennessee	67	72
1/27/79 Tennessee	65	64
1/2/80 Tennessee	65	66
1/30/80 Tennessee	66	61
2/27/80 Tenn. (SEC-T)	76	74
1/7/81 Tennessee	68	73
2/4/81 Tennessee	71	52
3/4/81 Tenn. (SEC-T)	81	71
1/6/82 Tennessee	55	62
2/3/82 Tennessee	55	53
1/8/83 Tennessee	56	55
2/5/83 Tennessee	53	65
1/8/84 Tennessee	59	83
2/4/84 Tennessee	57	56
1/5/85 Tennessee	63	70

2/6/85 Tennessee 58 57 A W	2/22/29 Kentucky30 35 A L	2/3/88 Kentucky65 94 A L
1/4/86 Tennessee66 74 A L	2/23/29 Kentucky24 32 A L	3/5/88 Kentucky71 78 H L
2/5/86 Tennessee59 55 H W	2/24/33 Kentucky (SEC-T) . .31 49 N L	3/11/88 Kentucky (SEC-T) . .64 82 N L
3/5/86 Tenn. (SEC-T) . . . 73 56 N W	3/3/39 Kentucky (SEC-T) . .30 49 N L	1/28/89 Kentucky70 65 H W
1/31/87 Tennessee (OT) . 73 70 A W	2/10/41 Kentucky41 60 A L	3/1/89 Kentucky69 70 A L
2/2/87 Tennessee71 70 H W	2/28/41 Kentucky (SEC-T) . .52 62 N L	1/27/90 Kentucky79 98 A L
1/6/88 Tennessee68 77 A L	2/27/42 Kentucky (SEC-T) . .32 59 N L	2/28/90 Kentucky88 74 H W
2/6/88 Tennessee81 73 H W	2/3/49 Kentucky45 75 N L	1/16/91 Kentucky85 95 H L
11/28/88 Tennessee76 84 H L	2/16/49 Kentucky31 85 A L	2/16/91 Kentucky77 89 A L
2/15/89 Tennessee71 83 A L	2/4/50 Kentucky55 61 N L	1/29/92 Kentucky78 96 A L
12/16/89 Tennessee67 71 A L	2/15/50 Kentucky50 90 A L	3/3/93 Kentucky66 98 H L
2/14/90 Tennessee81 80 H W	2/3/51 Kentucky39 86 N L	1/12/94 Kentucky64 98 N L
3/8/90 Tenn. (SEC-T) . . . 87 86 N W	1/2/52 Kentucky58 116 N L	1/18/95 Kentucky65 82 H L
1/26/91 Tennessee75 72 H W	2/6/52 Kentucky61 81 A L	1/6/96 Kentucky60 90 A L
2/27/91 Tennessee93 88 A W	2/13/54 Kentucky62 88 A L	1/11/97 Kentucky73 69 H W
3/7/91 Tenn. (SEC-T)85 94 N L	2/5/55 Kentucky66 84 N L	3/8/97 Kentucky (SEC-T) . .70 88 N L
2/19/92 Tennessee86 98 A L	2/11/56 Kentucky49 88 A L	2/14/98 Kentucky73 64 A W
1/30/93 Tennessee62 75 H L	2/8/57 Kentucky69 75 N L	1/16/99 Kentucky57 63 H L
2/16/94 Tennessee69 72 A L	2/8/58 Kentucky65 96 A L	3/5/99 Kentucky (SEC-T) . .73 83 N L
2/22/95 Tennessee61 75 H L	2/7/59 Kentucky72 97 N L	1/19/00 Kentucky69 74 A L
1/31/96 Tennessee52 67 A L	2/6/60 Kentucky43 61 A L	1/20/01 Kentucky65 55 H W
1/22/97 Tennessee70 48 H W	2/11/61 Kentucky60 74 N L	3/11/01 Kentucky (SEC-T) . .55 77 N L
1/17/98 Tennessee67 77 A L	2/10/62 Kentucky60 83 A L	1/15/02 Kentucky64 87 A L
2/17/99 Tennessee67 69 H L	2/9/63 Kentucky69 75 N L	2/8/03 Kentucky62 80 H L
1/15/00 Tennessee60 98 A L	2/8/64 Kentucky59 102 A L	1/28/04 Kentucky61 71 A L
2/10/01 Tennessee87 71 H W	2/6/65 Kentucky65 102 A L	1/19/05 Kentucky50 53 H L
3/9/01 Tenn. (SEC-T) . . . 86 73 N W	2/21/66 Kentucky65 108 H L	2/22/06 Kentucky40 80 A L
1/6/02 Tennessee76 82 A L	1/30/67 Kentucky53 96 A L	3/9/06 Kentucky (SEC-T) . .57 71 N L
1/11/03 Tennessee64 66 H L	2/6/67 Kentucky70 79 H L	1/6/07 Kentucky58 68 H L
2/18/04 Tennessee66 83 A L	1/29/68 Kentucky76 85 H L	2/27/08 Kentucky54 58 A L
2/19/05 Tennessee60 58 H W	2/5/68 Kentucky62 78 A L	1/27/09 Kentucky85 80 H W
2/4/06 Tennessee72 86 A L	1/4/69 Kentucky59 69 H L	3/12/09 Kentucky (SEC-T) . .58 71 N L
1/24/07 Tennessee83 69 H W	2/8/69 Kentucky68 104 A L	2/2/10 Kentucky75 85 A L
1/9/08 Tennessee83 85 A L	1/3/70 Kentucky73 95 A L	2/1/11 Kentucky71 69 H W
2/18/09 Tennessee81 65 H W	2/7/70 Kentucky85 120 H L	3/11/11 Kentucky (SEC-T) . .66 75 N L
1/16/10 Tennessee (OT) . .69 71 A L	1/2/71 Kentucky95 103 H L	2/18/12 Kentucky62 77 A L
3/12/10 Tenn. (SEC-T)65 76 N L	2/6/71 Kentucky86 121 H L	1/29/13 Kentucky74 87 H L
1/29/11 Tennessee57 74 H L	1/8/72 Kentucky82 93 A L	2/4/14 Kentucky64 80 A L
2/22/12 Tennessee60 73 A L	2/12/72 Kentucky82 90 H L	2/18/14 Kentucky70 84 H L
3/6/12 Tenn. (OT) (SECT) 77 72 N W	1/6/73 Kentucky61 58 H W	1/06/15 Kentucky (OT)86 89 A L
1/9/13 Tennessee92 74 A W	2/10/73 Kentucky70 88 A L	1/02/16 Kentucky61 83 A L
1/24/13 Tennessee62 56 H W	1/17/74 Kentucky64 93 A L	12/29/17 Kentucky76 99 H L
1/29/14 Tennessee70 86 A L	2/18/74 Kentucky61 60 H W	2/28/18 Kentucky78 98 A L
2/19/15 Tennessee59 57 H W	1/18/75 Kentucky82 85 H L	
3/5/16 Tennessee83 60 A W	2/17/75 Kentucky89 108 A L	
1/17/17 Tennessee80 69 H W	1/31/76 Kentucky81 89 A L	
2/8/17 Tennessee66 75 A L	2/28/76 Kentucky87 94 H L	
2/3/18 Tennessee61 94 A L	1/24/77 Kentucky73 100 A L	
2/24/18 Tennessee65 73 H L	2/21/77 Kentucky69 81 H L	
	1/16/78 Kentucky56 76 A L	
	2/13/78 Kentucky52 64 H L	
	1/8/79 Kentucky64 90 A L	
	2/5/79 Kentucky82 87 H L	
	2/28/79 Kentucky (SEC-T) . .77 82 N L	
	1/9/80 Kentucky73 79 H L	
	2/6/80 Kentucky72 86 A L	
	2/29/80 Kentucky (SEC-T) . .67 70 N L	
	1/14/81 Kentucky55 64 A L	
	2/11/81 Kentucky55 62 H L	
	1/13/82 Kentucky67 65 H W	
	2/10/82 Kentucky49 57 A L	
	3/5/82 Kentucky (SEC-T) . .58 62 N L	
	1/3/83 Kentucky60 72 A L	
	3/3/83 Kentucky58 61 H L	
	1/2/84 Kentucky55 68 H L	
	3/1/84 Kentucky57 76 A L	
	1/9/85 Kentucky45 57 H L	
	2/9/85 Kentucky52 67 A L	
	1/8/86 Kentucky58 75 A L	
	2/8/86 Kentucky58 62 H L	
	3/6/86 Kentucky (SEC-T) . .69 95 N L	
	1/28/87 Kentucky76 65 H W	
	2/28/87 Kentucky63 64 A L	



KENTUCKY LEADS 105-13

IN OXFORD: UK leads 28-10

IN LEXINGTON: UK leads 53-2

NEUTRAL: UK leads 24-1

POSTSEASON: UK leads 15-1

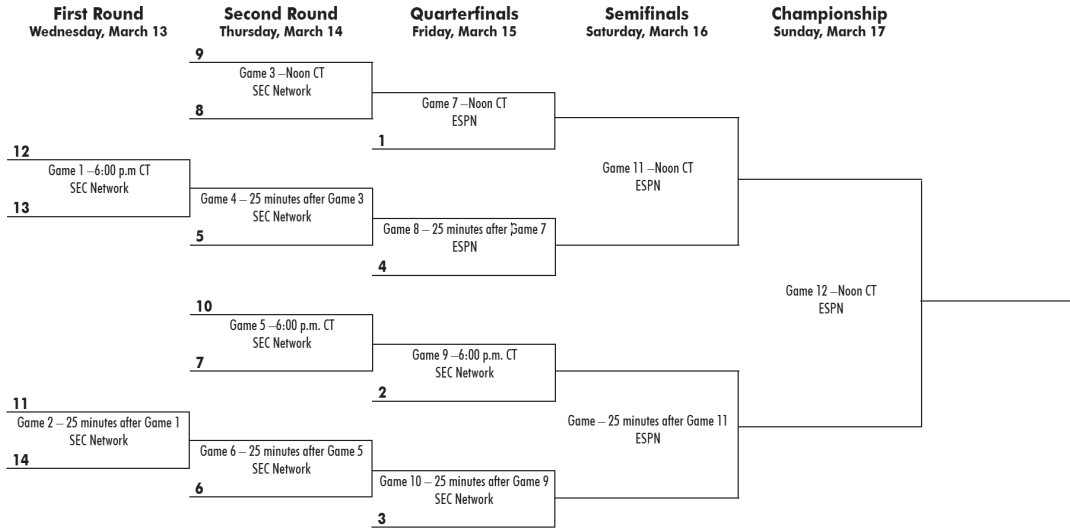
OT: UK leads 1-0

	OM	UK		
1/9/25	Kentucky23 26	A	L
2/11/27	Kentucky37 17	A	W
2/27/28	Kentucky (SoConT)	41 28	N	W



SEC TOURNAMENT

2019 SEC BASKETBALL TOURNAMENT • BRIDGESTONE ARENA • NASHVILLE, TN



OLE MISS ALL-TIME SEC TOURNAMENT RESULTS

1933	Atlanta, Ga.
First Round	Kentucky 49-Ole Miss 31
1937	Knoxville, Tenn.
First Round	Alabama 35-Ole Miss 34
1938	Baton Rouge, La.
Second Round	Ole Miss 45-Tennessee 40
Semifinals	Ole Miss 68-LSU 40
Finals	Georgia Tech 58-Ole Miss 47
1939	Knoxville, Tenn.
First Round	Ole Miss 42-Georgia Tech 38
Second Round	Kentucky 49-Ole Miss 30
1940	Knoxville, Tenn.
Second Round	Georgia 45-Ole Miss 28
1941	Louisville, Ky.
First Round	Kentucky 62-Ole Miss 52
1942	Louisville, Ky.
Second Round	Kentucky 59-Ole Miss 32
1943	Louisville, Ky.
First Round	Georgia 36-Ole Miss 27
1945	Louisville, Ky.
First Round	Tennessee 59-Ole Miss 37
1946	Louisville, Ky.
Second Round	LSU 69-Ole Miss 34
1947	Louisville, Ky.
First Round	LSU 61-Ole Miss 36
1948	Louisville, Ky.
Second Round	Tennessee 81-Ole Miss 62
1949	Louisville, Ky.
Second Round	Tennessee 74-Ole Miss 49
1950	Louisville, Ky.
First Round	Georgia 59-Ole Miss 58
1951	Louisville, Ky.
First Round	Ole Miss 44-Alabama 42
Second Round	LSU 62-Ole Miss 57
1952	Louisville, Ky.
Second Round	LSU 75-Ole Miss 60
1979	Birmingham, Ala.
First Round	Kentucky 82-Ole Miss 77
1980	Birmingham, Ala.
Second Round	Ole Miss 76-Tennessee 74
Semifinals	Kentucky 70-Ole Miss 67
1981	Birmingham, Ala.
Second Round	Ole Miss 81-Tennessee 72
Semifinals	Ole Miss 71-Vanderbilt 51
Finals	Ole Miss 66, Georgia 62 (SEC Tournament Champion)
1982	Lexington, Ky.
Second Round	Ole Miss 59-LSU 52

Semifinals	Kentucky 62-Ole Miss 58
1983	Birmingham, Ala.
Second Round	Georgia 69-Ole Miss 55
1984	Nashville, Tenn.
First Round	Vanderbilt 77-Ole Miss 57
1985	Birmingham, Ala.
First Round	Auburn 68-Ole Miss 60
1986	Lexington, Ky.
First Round	Ole Miss 73-Tennessee 56
Second Round	Kentucky 95-Ole Miss 69
1987	Atlanta, Ga.
Second Round	Georgia 65-Ole Miss 63
1988	Baton Rouge, La.
First Round	Ole Miss 64-Alabama 59 ot
Second Round	Kentucky 82-Ole Miss 64
1989	Knoxville, Tenn.
First Round	Ole Miss 80-Auburn 68
Second Round	Alabama 64-Ole Miss 56
1990	Orlando, Fla.
Second Round	Ole Miss 87-Tennessee 86
Semifinals	Ole Miss 65-Vanderbilt 62
Finals	Alabama 70-Ole Miss 51
1991	Nashville, Tenn.
First Round	Tennessee 94-Ole Miss 85
1992	Birmingham, Ala.
First Round	Georgia 85-Ole Miss 66
1993	Lexington, Ky.
First Round	Ole Miss 67-Florida 62
Second Round	LSU 89-Ole Miss 70
1994	Memphis, Tenn.
First Round	South Carolina 80-Ole Miss 57
1995	Atlanta, Ga.
First Round	Florida 63-Ole Miss 59
1996	New Orleans, La.
First Round	Florida 75-Ole Miss 62
1997	Memphis, Tenn.
Second Round	Ole Miss 64-Vanderbilt 62
Semifinals	Kentucky 88-Ole Miss 70
1998	Atlanta, Ga.
Second Round	Ole Miss 72-Georgia 67
Semifinals	South Carolina 87-Ole Miss 77
2000	Atlanta, Ga.
First Round	Florida 89-Ole Miss 67
2001	Nashville, Tenn.
Second Round	Ole Miss 86-Tennessee 73
Semifinals	Ole Miss 74-Florida 69
Finals	Kentucky 77-Ole Miss 55

2002	Atlanta, Ga.
First Round	South Carolina 69-Ole Miss 67
2003	New Orleans, La.
First Round	Ole Miss 62-South Carolina 56
Second Round	Mississippi State 73-Ole Miss 64
2004	Atlanta, Ga.
First Round	Vanderbilt 70-Ole Miss 50
2005	Atlanta, Ga.
First Round	Ole Miss 53-South Carolina 52
Second Round	Alabama 69-Ole Miss 52
2006	Nashville, Tenn.
First Round	Kentucky 71-Ole Miss 57
2007	Atlanta, Ga.
Second Round	Ole Miss 80-LSU 60
Semifinals	Florida 80-Ole Miss 59
2008	Atlanta, Ga.
First Round	Georgia 97-Ole Miss 95 ot
2009	Tampa, Fla.
First Round	Kentucky 71-Ole Miss 58
2010	Nashville, Tenn.
Second Round	Tennessee 76-Ole Miss 65
2011	Atlanta, Ga.
First Round	Ole Miss 66-South Carolina 55
Second Round	Kentucky 75-Ole Miss 66
2012	New Orleans, La.
First Round	Ole Miss 68-Auburn 54
Second Round	Ole Miss 78-Tennessee 72 (ot)
Semifinals	Vanderbilt 65-Ole Miss 53
2013	Nashville, Tenn.
Second Round	Ole Miss 64-Missouri 62
Semifinals	Ole Miss 64-Vanderbilt 52
Finals	Ole Miss 66-Florida 63
2014	Atlanta, Ga.
First Round	Ole Miss 78-Mississippi State 66
Second Round	Georgia 75-Ole Miss 73
2015	Nashville, Tenn.
First Round	South Carolina 60-Ole Miss 58
2016	Nashville, Tenn.
First Round	Alabama 81-Ole Miss 73
2017	Nashville, Tenn.
First Round	Ole Miss 86-Missouri 74
Second Round	Arkansas 73-Ole Miss 72
2018	Saint Louis, Mo.
First Round	South Carolina 85-Ole Miss 84

Overall Record: 32-53 (56 Tournaments)

NCAA TOURNAMENT

2019 NCAA DIVISION I MEN'S BASKETBALL CHAMPIONSHIP



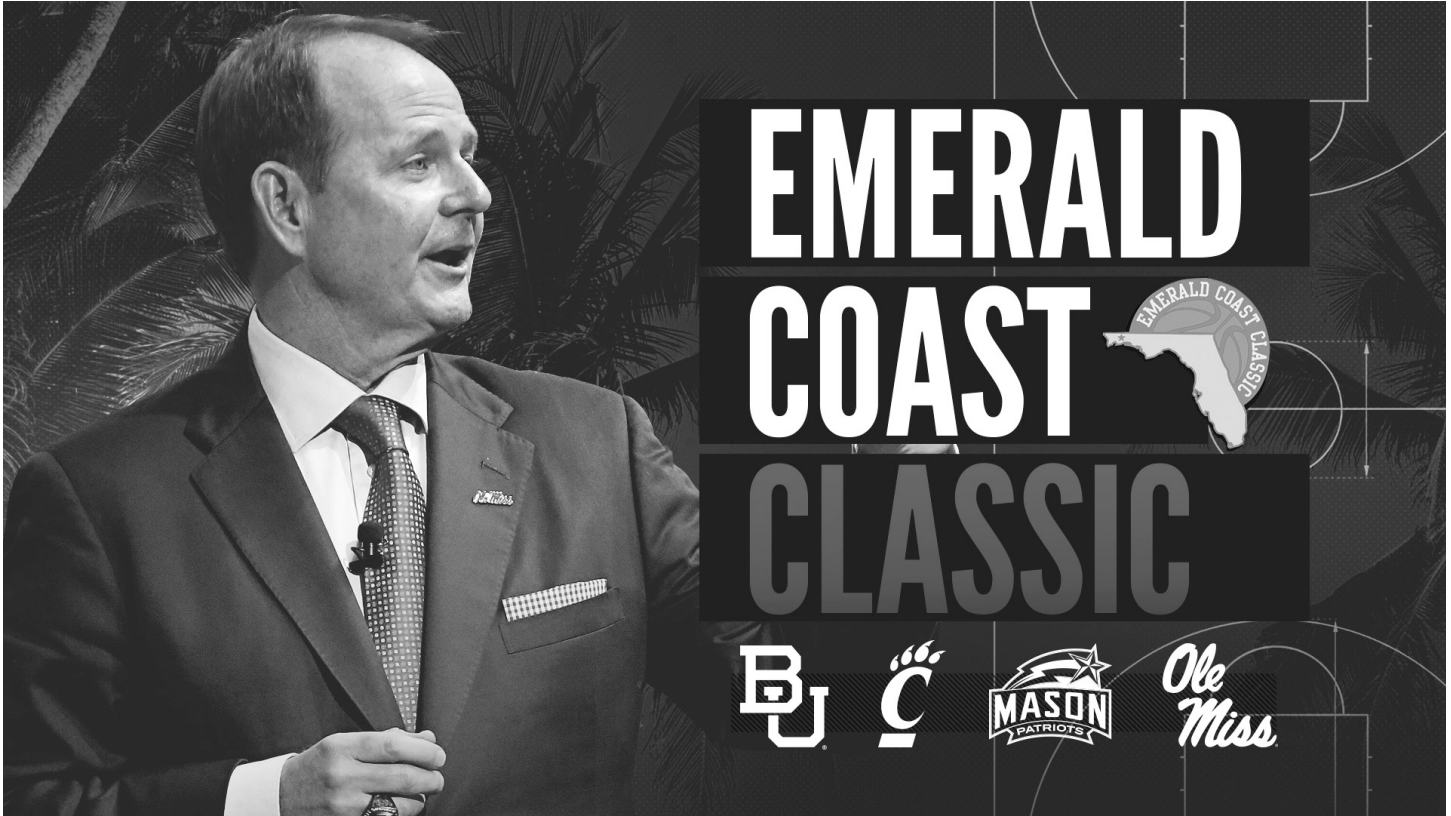
OLE MISS ALL-TIME POSTSEASON RESULTS

NCAA Tournament (5-8 Record / 8 Appearances)		
1981	Kansas (Midwest Region, Wichita, Kan.)	66-69, L
1997	Temple (Midwest Region, Kansas City, Mo.)	40-62, L
1998	Valparaiso (Midwest Region, Oklahoma City, Okla.)	69-70, L
1999	Villanova (Midwest Region, Milwaukee, Wis.)	72-70, W
	Michigan State (Midwest Region, Milwaukee, Wis.)	66-74, L
2001	Iona (Midwest Region, Kansas City, Mo.)	72-70, W
	Notre Dame (Midwest Region, Kansas City, Mo.)	59-56, W
	Arizona (Midwest Region, San Antonio, Texas)	56-66, L
2002	UCLA (West Region, Pittsburgh, Pa.)	58-80, L
2013	Wisconsin (West Region, Kansas City, Mo.)	57-46, W
	La Salle (West Region, Kansas City, Mo.)	74-76, L
2015	BYU (West Region, Dayton, Ohio)	94-90, W
	Xavier (West Region, Jacksonville, Fla.)	57-76, L

National Invitation Tournament (15-12 Record / 12 Appearances)		
1980	Grambling (Oxford, Miss.)	76-74, W
	Minnesota (Minneapolis, Minn.)	56-58, L
1982	Clemson (Clemson, S.C.)	53-49, W
	Virginia Tech (Oxford, Miss.)	59-61, L
1983	Alabama State (Oxford, Miss.)	87-75, W
	South Florida (Oxford, Miss.)	65-57, W
	DePaul (Chicago, Ill.)	67-75, L
1987	Southern Mississippi (Hattiesburg, Miss.)	75-93, L
1989	St. John's (Jamaica, N.Y.)	67-70, L
2000	UNC Charlotte (Oxford, Miss.)	62-45, W
	Southwest Missouri State (Oxford, Miss.)	70-48, W
	N.C. State (Raleigh, N.C.)	54-77, L
2007	Appalachian State (Oxford, Miss.)	73-59, W
	Clemson (Clemson, S.C.)	68-89, L
2008	UC Santa Barbara (Oxford, Miss.)	83-68, W
	Nebraska (Oxford, Miss.)	85-75, W (OT)
	Virginia Tech (Blacksburg, Va.)	81-72, W
	Ohio State (New York, N.Y.)	69-81, L
2010	Troy (Oxford, Miss.)	84-65, W
	Memphis (Oxford, Miss.)	90-81, W
	Texas Tech (Oxford, Miss.)	90-87, W (2OT)
	Dayton (New York, N.Y.)	63-68, L
2011	California (Berkeley, Calif.)	74-77, L
2012	Illinois State (Oxford, Miss.)	93-96, L (OT)
2017	Monmouth (West Long Branch, N.J.)	91-83, W
	Syracuse (Syracuse, N.Y.)	85-80, W
	Georgia Tech (Oxford, Miss.)	66-74, L



2018 EMERALD COAST CLASSIC DESTIN, FLORIDA (NOV. 23-24)



EMERALD COAST CLASSIC SCHEDULE

FRIDAY, NOV. 23

Game 1: George Mason vs. Cincinnati (CBS Sports Network) 6 p.m. CT
Game 2: Ole Miss vs. Baylor (CBS Sports Network) 8:30 p.m. CT

SATURDAY, NOV. 24

Game 3: Game 1 loser vs. Game 2 loser 3 p.m. CT
Game 4: Game 1 winner vs. Game 2 winner (CBS Sports Network) . . . 6:00 p.m. CT

EMERALD COAST CLASSIC PARTICIPATING TEAMS

GEORGE MASON

Location: Fairfax, Virginia
Nickname: Patriots
Conference: Atlantic 10
Arena: Eaglebank Arena
Capacity: 9,523
Head Coach: Dave Paulsen
Alma Mater/Year: Williams College/1987
Record at School/Years: 47-52/4
Career Record/Years: 443-266/25
Assistant Coaches: Dane Frischer, Aaron Kelly, Duane Simpkins
2017-18 Record: 16-17
Atlantic 10 Record: 9-9
2018 Postseason: N/A
Starters Returning/Lost: 5/0
Lettermen Returning/Lost: 12/0
Media Relations Contact: Mark LaFrance
Office Phone: 508-577-7282
Email: mlafrance@gmu.edu
Website: www.GoMason.com
All-Time Series: George Mason leads 2-1
Last Meeting: 2015

CINCINNATI

Location: Cincinnati, Ohio
Nickname: Bearcats
Conference: American
Arena: Fifth Third Arena
Capacity: 12,012
Head Coach: Mick Cronin
Alma Mater/Year: Cincinnati/1997
Record at School/Years: 268-140/12
Career Record/Years: 337-164/15
Assistant Coaches: Darin Savino, Antwon Jackson
2017-18 Record: 31-5
American Record: 16-2
2018 Postseason: NCAA Second Round
Starters Returning/Lost: 2/3
Lettermen Returning/Lost: 11/4
Media Relations Contact: Andre Foushee
Office Phone: 513-556-5182
Email: andre.foushee@uc.edu
Website: www.GoBearcats.com
All-Time Series: Tied 1-1
Last Meeting: 2014

BAYLOR

Location: Waco, Texas
Nickname: Bears
Conference: Big 12
Arena: Ferrell Center
Capacity: 10,284
Head Coach: Scott Drew
Alma Mater/Year: Butler/1994
Record at School/Years: 296-195/16
Career Record/Years: 316-206/17
Assistant Coaches: Jerome Tang, Alvin Brooks III, John Kaye
2017-18 Record: 19-15
Big 12 Record: 8-10
2018 Postseason: NIT Second Round
Starters Returning/Lost: 2/3
Lettermen Returning/Lost: 3/5
Media Relations Contact: David Kaye
Office Phone: 254-709-5147
Email: david_kaye@baylor.edu
Website: www.BaylorBears.com
All-Time Series: Baylor leads 2-0
Last Meeting: 2017

2017-18 NOTES

QUALITY WINS

Ole Miss earned six victories over RPI top 100 teams, including two over opponents ranked in the top 50 (Missouri-33, Florida-39). Moreover, all six top 100 victories are actually in the top 75. Comparing to last year's run to the NIT Quarterfinals, Ole Miss had only three top 100 wins. The Rebels went through the gauntlet this season, ranking 23rd nationally in strength of schedule.

BALANCED SCORING

Four Rebels averaged double figures: **Terence Davis** (13.8 ppg), **Deandre Burnett** (13.5 ppg), **Bruce Stevens** (10.8 ppg) and **Breein Tyree** (10.8 ppg). The last time four Rebels finished the season averaging double digits in scoring occurred during the 2011-12 season thanks to the quartet of Terrance Henry (12.5 ppg), Murphy Holloway (11.2 ppg), Jarvis Summers (10.4 ppg) and Nick Williams (10.1 ppg). In SEC play, the same four Rebels also reached double figures. Burnett led the way with 12.5 ppg, followed closely by Davis (12.4 ppg), Tyree (12.3 ppg) and Stevens (11.8). It's been more than a decade since that feat occurred as Clarence Sanders (17.3 ppg), Dwayne Curtis (12.8 ppg), Bam Doyno (12.7 ppg) and Todd Abernethy (12.3 ppg) led Ole Miss to an SEC West Division title.

CRASHING THE BOARDS

The Rebels rebounded well in SEC play, pulling down 37.7 boards per game to rank fourth in the league. To go along with overall rebounding in conference matchups, Ole Miss crashed the offensive glass better than any other SEC team. The Rebels haul in 12.8 offensive rebounds per SEC game to top the conference.

TERENCE DAVIS NAMED TO SEC COMMUNITY SERVICE TEAM

Ole Miss guard **Terence Davis** was named to the 2018 SEC Men's Basketball Community Service Team, the league office announced Thursday, March 1. Actively involved in the Oxford community, Davis earned the recognition for the first time in his career. His list of community service activities has grown throughout his three years as a Rebel. Participating in Reading with the Rebels, the Southaven, Mississippi, native visited local schools to read and encouraging literacy.

2017-18 AWARDS/HONORS**Lane Below:**

SEC Academic Honor Roll

Deandre Burnett:

Preseason All-SEC 1st Team (Coaches)
Preseason All-SEC 2nd Team (Media)

D.C. Davis:

SEC First-Year Academic Honor Roll

Terence Davis:

Preseason All-SEC 2nd Team (Coaches, Media)
SEC Community Service Team

Dominik Olejniczak:

SEC Academic Honor Roll

Bruce Stevens:

SEC First-Year Academic Honor Roll



Terence Davis led the Rebels in scoring, rebounding and blocks, proving his versatility on both ends of the floor.

He also interacted with children in Leap Frog, a local after-school program promotes good behavior in school. Davis co-hosted children from Quitman County and toured them around the Tuohy Center, encouraging healthy lifestyles through physical activity as part of The Marks Project. Along with the rest of the Rebels, Davis spent the past Fourth of July at a community picnic in Jonestown, Mississippi, playing basketball and a variety of other games with the local children. The Rebels also hosted Dunk or Treat, the annual family fun event around Halloween that builds excitement towards basketball season. Davis met with fans before the event and also stuck around to sign autographs afterwards. During the holiday season, Davis assisted Adopt-A-Basket, a coordination of donations around Thanksgiving that delivers meals to families in the Lafayette-Oxford-University (LOU) community. He also helped with Books and Bears, an initiative that collects toys and books for children in the community.

THE END OF AN ERA

After 12 years of leading Ole Miss Hoops, **Andy Kennedy** stepped down as head coach, it was announced Sunday, Feb. 18. In his 12 seasons in Oxford, Kennedy held a 245-156 record as coach of the Rebels. With 11 postseason wins, eight postseason berths, nine 20-win seasons, two NCAA Tournament appearances, two NIT Final Fours, two SEC West titles and an SEC Tournament Championship, the two-time SEC Coach of the Year leaves Ole Miss as the winningest coach in program history. Averaging more than 20 wins per season, Kennedy ranks 18th in SEC history with 245 victories. The Louisville, Mississippi, native had the fifth-most wins in 12 years at one school in the conference. Kennedy was one of five SEC coaches to post at least nine 20-win seasons in his first 11 years in the league, joining the likes of Billy Donovan (Florida), Joe B. Hall (Kentucky), Nolan Richardson (Arkansas) and Tubby Smith (Kentucky). In a win over Mississippi State earlier in the season (Jan. 6), he became the 23rd SEC coach to earn 100 victories in conference play. Kennedy is the only coach in SEC history to post 11 consecutive seasons after taking over a program coming off four straight losing

seasons. In his first season, he guided the Rebels to 21 wins and an SEC West Division title on his way to becoming SEC Coach of the Year. Since then, the Rebels are one of only 14 teams nationwide to have 11 straight winning seasons. Ole Miss ranks third in the conference with nine 20-win seasons during those 11 years.

RELYING ON THE THREE

Ole Miss relied on the long ball, making 7.8 threes per game (sixth in the SEC). The Rebels are 11-7 when they shoot over 30 percent from beyond the arc. When Ole Miss shoots under 30 percent from long distance, its record is 1-13.

GREEN LIGHT GUARDS

Ole Miss has proven to develop guards over the past 12 seasons as 12 guards have earned All-SEC accolades to rank third among conference teams during that period. The depth at guard showed in terms of scoring. Ole Miss guards accounted for 70.1 percent of the Rebels' points. Five of the top six scorers on the team are guards led by **Terence Davis** (13.8 ppg), **Deandre Burnett** (13.5 ppg), **Breein Tyree** (10.8 ppg) and **Markel Crawford** (9.2 ppg). Freshman **Devontae Shuler** adds 6.0 ppg (sixth on team).

FINDING THE RIGHT FIVE

The Rebels sent out 16 different starting lineups. Ole Miss was one of eight teams nationally that has had at least 16 different starting lineups this season. Ten Rebels started at least one game, and only six teams nationwide had at least 10 different players start at any point of the year.

PROTECTING THE ROCK

Ole Miss took care of the basketball last season. The Rebels coughed up the rock only 365 times, ranking 34th nationally in fewest turnovers surrendered. Averaging only 11.4 turnovers per game, Ole Miss was 43th in the nation. Against Missouri (Feb. 6), Ole Miss only turned the ball over four times. It was the fewest turnovers in a game



2017-18 NOTES

by the Rebels since only making four against George Mason in the Charleston Classic (Nov. 19, 2015). Also, the Rebels' 1.3 assist/turnover ratio ranked fourth in the SEC and 50th in the country.

BLOCK PARTY

Averaging 4.1 blocks per game, Ole Miss ranked 66th in the country. Four Rebels recorded at least 20 blocks, led by 28 from junior guard **Terence Davis**. Senior **Marcanvis Hymon**, who ranks 10th all-time in program history with 97 career rejections, was close behind with 26 blocks. Senior forward **Justas Furmanavicius** had 22, while seven-footer **Dominik Olejniczak** has 20 of his own. Olejniczak recorded all three of the Rebels blocks' against No. 23 Kentucky (Feb. 28), tying a career high. Against Vanderbilt in the regular season finale, seven Rebels recorded one block apiece. The seven blocks tied for the most by Ole Miss in SEC play; the Rebels registered seven rejections in their SEC opener versus South Carolina (Dec. 31).

SWIPE RIGHT

The Rebels were active with their hands on the defensive end of the floor, averaging 6.3 steals per game to rank seventh in the SEC. The Rebels recorded 37 steals over the last five games, including 13 in the win at Missouri (Feb. 20). Through 32 games, four Rebels recorded at least 20 steals. **Markel Crawford** led the way with 38 steals, including 23 in SEC games to rank ninth in the conference. **Devontae Shuler** followed with 32 steals. **Terence Davis** and **Breoin Tyree** have 29 and 22 steals, respectively, with Davis earning a career-

high four steals at Missouri. Against Utah in Last Vegas (Nov. 20), the Rebels tallied 14 steals throughout the night, a season high for the Red and Blue.

BENCH POINTS

The Ole Miss bench played a prominent role in scoring, averaging 25.0 points per game. In five different games, the bench scored at least 40 points. The season high for bench points occurred against Utah (Nov. 20) in Las Vegas, as the reserves tallied 46 of the team's 74 points. During a win over Bradley (Dec. 22), the Ole Miss bench accounted for 50 percent of the scoring (41 of 82). In the regular season finale versus Vanderbilt, the Rebels' bench scored 36 of the team's 69 points. It was the most points and highest percentage (52.1 percent) by the bench in an SEC game throughout the 2017-18 campaign.

UNFAMILIAR TERRITORY

Ole Miss was multiple games under .500 for the first time since the conclusion of the 2005-06 season. The Rebels were games under .500 in a season for the first time since the middle of the 1994-95 campaign.

HONOR ROLL REBELS

Four Rebels earned spots on the Ole Miss Honor Roll for the fall semester: **D.C. Davis** (3.20 GPA), **Terence Davis** (3.00 GPA), **Marcanvis Hymon** (3.25 GPA) and **Ilya Tyrtyshnik** (3.31 GPA).

BY THE NUMBERS

The Rebels' record is ...

- Overall. 12-20
 - SEC Games 5-13
 - Streak L4
 - Overtime 1-3
 - Home Overall (SEC) 10-8 (4-5)
 - Road Overall (SEC) 1-10 (1-8)
 - Neutral Games (SEC) 1-2 (0-0)
 - vs. Ranked Opponents 0-5
-
- Day Games 4-7
 - Night Games (6 p.m. or later) 8-13
 - November Games 4-2
 - December Games 4-3
 - January Games 3-6
 - February Games 1-7
 - March Games 0-2
-
- Monday Games 1-1
 - Tuesday Games 3-7
 - Wednesday Games 2-2
 - Thursday Games 0-0
 - Friday Games 3-0
 - Saturday Games 2-10
 - Sunday Games 1-0
-
- Red Jerseys 2-4
 - Navy Jerseys 1-7
 - White Jerseys 6-8
 - Grey Jerseys 3-1

Rebels' record when ...

- Leading at the half 8-3
 - Tied at the half 1-1
 - Behind at the half 3-16
-
- Scores 90 points or more 2-3
 - Scores 80-89 points 4-2
 - Scores 70-79 points 5-5
 - Scores less than 70 points 1-10
-
- Out-rebounds opponent 6-9
 - Out-rebounded by opponent 6-11
 - Ties opponents in rebounds 0-0
-
- Shoots 50 percent or better 4-1
 - Shoots between 40-49 percent 7-11
 - Shoots under 40 percent 1-8
 - Shoots 30 percent or better from 3-pt. 11-7
 - Shoots under 30 percent from 3-pt. 1-13
 - Shoots 70 percent or better from FT line 8-13
 - Shoots 60-69 percent from FT line 3-6
 - Shoots under 60 percent from FT line 1-1
 - Opp. shoots 50 percent or better 1-8
 - Opp. shoots 40-49 percent 5-10
 - Opp. shoots under 40 percent 6-2
 - Opp. shoots 30 percent or better from 3-pt. 9-18
 - Opp. shoots under 30 percent from 3-pt. 3-2
 - Commits 15 turnovers or more 2-3
 - Commits less than 15 turnovers 10-17
 - Forces 15 turnovers or more 3-3
 - Forces less than 15 turnovers 9-17
 - Has less (or same) turnovers than opp. 8-13

GAME-BY-GAME STARTING LINEUPS

Opponent	Result	G	G	G	F	F
Louisiana	W, 94-76	Tyree	Crawford	T. Davis	Hymon	Olejniczak
Eastern Kentucky	W, 85-75	Tyree	Shuler	Crawford	Hymon	Olejniczak
Georgia State	W, 77-72	Tyree	Crawford	T. Davis	Hymon	Olejniczak
Utah	L, 74-83	Tyree	Crawford	T. Davis	Hymon	Olejniczak
Rice	W, 79-62	Burnett	Shuler	T. Davis	Crawford (G)	Hymon (F)
South Dakota State	L, 97-99 (OT)	Burnett	Crawford	T. Davis	Furmanavicius	Hymon (F)
Virginia Tech	L, 80-83 (OT)	Tyree	Burnett	T. Davis	Crawford (G)	Hymon (F)
Middle Tennessee	L, 58-77	Tyree	Crawford	T. Davis	Stevens	Hymon (F)
Sam Houston State	W, 82-69	Tyree	Crawford	T. Davis	Stevens	Hymon (F)
Illinois State	L, 97-101 (OT)	Tyree	Crawford	T. Davis	Stevens	Hymon (F)
Texas A&M-CC	W, 85-63	Burnett	D.C. Davis	Shuler	Furmanavicius	Olejniczak
Bradley	W, 82-59	Burnett	Shuler	Crawford	Furmanavicius	Olejniczak
South Carolina	W, 74-69	Burnett	Shuler	Crawford	Furmanavicius	Olejniczak
Georgia	L, 60-71	Burnett	Shuler	Crawford	Furmanavicius	Olejniczak
Mississippi State	W, 64-58	Tyree	Shuler	T. Davis	Stevens	Hymon (F)
Auburn	L, 70-85	Tyree	Shuler	T. Davis	Stevens	Hymon (F)
Florida	W, 78-72	Tyree	Burnett	Crawford	Stevens	Olejniczak
Texas A&M	L, 69-71	Tyree	Burnett	Crawford	Stevens	Olejniczak
Arkansas	L, 93-97	Tyree	Burnett	T. Davis	Stevens	Hymon (F)
Alabama	W, 78-66	Tyree	Burnett	T. Davis	Stevens	Hymon (F)
Texas	L, 72-85	Tyree	Burnett	T. Davis	Stevens	Hymon (F)
Auburn	L, 70-79	Tyree	Burnett	T. Davis	Crawford (G)	Stevens (F)
Tennessee	L, 61-94	Tyree	Burnett	T. Davis	Furmanavicius	Olejniczak
Missouri	L, 69-75	Burnett	Crawford	T. Davis	Stevens	Hymon (F)
LSU	L, 66-82	Burnett	Shuler	T. Davis	Crawford (G)	Stevens (F)
Arkansas	L, 64-75	Burnett	Crawford	T. Davis	Stevens	Hymon (F)
Mississippi State	L, 62-79	Tyree	Crawford	T. Davis	Stevens	Hymon (F)
Missouri	W, 90-87 (OT)	Tyree	Crawford	T. Davis	Stevens	Hymon (F)
Tennessee	L, 65-73	Tyree	Crawford	T. Davis	Stevens	Hymon (F)
Kentucky	L, 78-96	Tyree	Crawford	T. Davis	Stevens	Hymon (F)
Vanderbilt	L, 69-82	Tyree	Burnett	Crawford	Furmanavicius	Hymon (F)
South Carolina	L, 84-85	Tyree	Crawford	T. Davis	Stevens	Hymon (F)

2017-18 RESULTS



2017-18 Ole Miss Basketball
Ole Miss Season Schedule/Results & Leaders (as of Oct 12, 2018)
All games



RECORD:	OVERALL	HOME	AWAY	NEUTRAL
ALL GAMES	12-20	10-8	1-10	1-2
CONFERENCE	5-13	4-5	1-8	0-0
NON-CONFERENCE	7-7	6-3	0-2	1-2

Date	Opponent	Score	Att.	High Points	High Rebounds
11/10/17	LOUISIANA	W 94-76	8302	(21)Davis, Terence	(13)Hymon, Marcanvis
11/13/17	EASTERN KENTUCKY	W 85-75	7042	(17)Burnett, Deandre	(10)Hymon, Marcanvis
11/17/17	GEORGIA STATE	W 77-72	6835	(24)Davis, Terence	(6)Stevens, Bruce
11/20/17	vs Utah	74-83 L	8107	(21)Burnett, Deandre	(4)Davis, Terence
					(4)Burnett, Deandre
					(4)Hymon, Marcanvis
11/22/17	vs Rice	W 79-62	8424	(18)Burnett, Deandre	(9)Hymon, Marcanvis
11/28/17	SOUTH DAKOTA STATE	97-99 Lot	6014	(22)Davis, Terence	(11)Hymon, Marcanvis
12/2/17	VIRGINIA TECH	80-83 Lot	6297	(17)Tyree, Breein	(8)Tyree, Breein
				(17)Davis, Terence	
12/09/17	at Middle Tennessee	58-77 L	8806	(12)Hymon, Marcanvis	(8)Davis, Terence
12/13/17	SAM HOUSTON STATE	W 82-69	5054	(16)Crawford, Markel	(9)Hymon, Marcanvis
12/16/17	ILLINOIS STATE	97-101 Lot	6309	(27)Stevens, Bruce	(9)Davis, Terence
12/19/17	TEXAS A&M-CORPUS CHR	W 85-63	6102	(15)Furmanavicius, Justas	(6)Shuler, Devontae
				(15)Olejniczak, Dominik	(6)Furmanavicius, Justas
12/22/17	BRADLEY	W 82-59	7993	(25)Davis, Terence	(8)Furmanavicius, Justas
12/31/17	*SOUTH CAROLINA	W 74-69	5849	(18)Burnett, Deandre	(5)Davis, Terence
01/03/18	*at Georgia	60-71 L	7515	(17)Tyree, Breein	(7)Olejniczak, Dominik
1/6/18	*MISSISSIPPI STATE	W 64-58	8664	(21)Burnett, Deandre	(5)Olejniczak, Dominik
					(5)Hymon, Marcanvis
					(5)Burnett, Deandre
01/09/18	*at Auburn	70-85 L	9121	(24)Tyree, Breein	(10)Olejniczak, Dominik
					(10)Davis, Terence
1/13/18	*FLORIDA	W 78-72	6457	(22)Stevens, Bruce	(9)Hymon, Marcanvis
01/16/18	*at Texas A&M	69-71 L	10578	(20)Stevens, Bruce	(9)Stevens, Bruce
01/20/18	*at Arkansas	93-97 L	18030	(30)Davis, Terence	(8)Hymon, Marcanvis
1/23/18	*ALABAMA	W 78-66	8099	(24)Burnett, Deandre	(9)Davis, Terence
01/27/18	at Texas	72-85 L	10913	(21)Burnett, Deandre	(8)Crawford, Markel
1/30/18	*AUBURN	70-79 L	8043	(16)Burnett, Deandre	(8)Shuler, Devontae
					(8)Furmanavicius, Justas
02/03/18	*at Tennessee	61-94 L	18316	(16)Stevens, Bruce	(9)Davis, Terence
2/6/18	*MISSOURI	69-75 L	6204	(20)Davis, Terence	(7)Stevens, Bruce
02/10/18	*at LSU	66-82 L	8545	(16)Stevens, Bruce	(9)Davis, Terence
				(16)Burnett, Deandre	
2/13/18	*ARKANSAS	64-75 L	6023	(24)Burnett, Deandre	(13)Davis, Terence
02-17-18	*at Mississippi State	62-79 L	9002	(15)Tyree, Breein	(9)Crawford, Markel
2-20-18	*at Missouri	90-87 Wot	15061	(25)Tyree, Breein	(8)Stevens, Bruce
2/24/18	*TENNESSEE	65-73 L	8149	(17)Tyree, Breein	(9)Crawford, Markel
02/28/18	*at Kentucky	78-96 L	22108	(26)Davis, Terence	(13)Stevens, Bruce
3/3/18	*VANDERBILT	69-82 L	6447	(17)Stevens, Bruce	(5)Davis, Terence
3/7/18	vs South Carolina	84-85 L	8190	(18)Tyree, Breein	(13)Stevens, Bruce

* - Conference game

Attendance Summary	Games	Attend	Avg/Game
Home	18	123883	6882
Away	11	137995	12545
Neutral	3	24721	8240
Total	32	286599	8956



2017-18 STATISTICS



2017-18 Ole Miss Basketball
Ole Miss Combined Team Statistics (as of May 02, 2018)
All games



RECORD:	OVERALL	HOME	AWAY	NEUTRAL
ALL GAMES	12-20	10-8	1-10	1-2
CONFERENCE	5-13	4-5	1-8	0-0
NON-CONFERENCE	7-7	6-3	0-2	1-2

#	Player	gp-gs	min	avg	Total		3-Point		F-Throw		Rebounds				pf	dq	a	to	blk	stl	pts	avg		
					fg-fga	fg%	3fg-fga	3fg%	ft-fa	ft%	off	def	tot	avg										
03	Davis, Terence	32-24	874	27.3	157-386	.407	59-186	.317	67-93	.720	47	151	198	6.2	94	5	66	72	28	29	440	13.8		
01	Burnett, Deandre	31-18	877	28.3	116-308	.377	55-153	.359	133-166	.801	10	53	63	2.0	31	0	121	66	0	19	420	13.5		
04	Tyree, Breein	32-23	807	25.2	122-310	.394	47-132	.356	56-80	.700	11	59	70	2.2	64	1	90	58	9	22	347	10.8		
12	Stevens, Bruce	32-19	715	22.3	121-235	.515	14-51	.275	89-117	.761	60	111	171	5.3	95	6	38	35	16	16	345	10.8		
05	Crawford, Markel	32-25	989	30.9	97-248	.391	30-107	.280	71-93	.763	18	110	128	4.0	63	0	68	36	7	38	295	9.2		
00	Shuler, Devontae	32-9	603	18.8	74-210	.352	30-116	.259	15-20	.750	26	61	87	2.7	33	0	34	25	3	32	193	6.0		
02	Hymon, Marcanvis	32-23	622	19.4	60-107	.561	0-0	.000	22-46	.478	58	101	159	5.0	94	4	25	24	26	14	142	4.4		
13	Olejniczak, Dominik	32-11	450	14.1	60-113	.531	0-0	.000	18-28	.643	38	45	83	2.6	76	2	13	29	20	14	138	4.3		
50	Furmanavicius, Justas	32-7	538	16.8	33-77	.429	15-39	.385	20-28	.714	45	52	97	3.0	59	1	12	14	22	15	101	3.2		
20	Davis, D.C.	5-1	16	3.2	1-2	.500	1-2	.500	2-4	.500	0	1	1	0.2	0	0	1	2	0	1	5	1.0		
10	Morgano, Antonio	1-0	1	1.0	0-0	.000	0-0	.000	0-0	.000	0	0	0	0.0	0	0	1	0	0	0	0	0.0		
11	Horn, Eric	1-0	1	1.0	0-0	.000	0-0	.000	0-0	.000	0	1	1	1.0	0	0	0	0	0	0	0	0.0		
24	Below, Lane	2-0	2	1.0	0-0	.000	0-0	.000	0-0	.000	0	0	0	0.0	0	0	0	0	0	0	0	0.0		
34	Tyrtshnik, Ilya	3-0	5	1.7	0-3	.000	0-2	.000	0-0	.000	0	2	2	0.7	0	0	0	1	0	0	0	0.0		
Team											82	72	154											2
Total.....		32	6500		841-1999	.421	251-788	.319	493-675	.730	395	819	1214	37.9	609	19	468	365	131	200	2426	75.8		
Opponents.....		32	6500		852-1933	.441	288-761	.378	508-713	.712	362	868	1230	38.4	612	-	531	397	116	180	2500	78.1		

2017-18 STATISTICS (SEC ONLY)

RECORD:	OVERALL	HOME	AWAY	NEUTRAL
ALL GAMES	5-13	4-5	1-8	0-0
CONFERENCE	5-13	4-5	1-8	0-0
NON-CONFERENCE	0-0	0-0	0-0	0-0

#	Player	gp-gs	min	avg	Total		3-Point		F-Throw		Rebounds				pf	dq	a	to	blk	stl	pts	avg		
					fg-fga	fg%	3fg-fga	3fg%	ft-fa	ft%	off	def	tot	avg										
01	Burnett, Deandre	17-12	483	28.4	59-174	.339	27-82	.329	68-90	.756	4	32	36	2.1	19	0	58	42	0	14	213	12.5		
03	Davis, Terence	18-13	487	27.1	78-213	.366	25-94	.266	43-60	.717	28	85	113	6.3	55	2	31	30	14	15	224	12.4		
04	Tyree, Breein	18-13	490	27.2	76-199	.382	27-81	.333	42-55	.764	3	37	40	2.2	38	0	49	35	5	13	221	12.3		
12	Stevens, Bruce	18-14	435	24.2	79-150	.527	10-32	.313	45-57	.789	36	61	97	5.4	61	5	22	22	8	9	213	11.8		
05	Crawford, Markel	18-13	565	31.4	52-134	.388	15-54	.278	40-49	.816	13	60	73	4.1	33	0	35	19	2	23	159	8.8		
00	Shuler, Devontae	18-5	315	17.5	30-98	.306	11-57	.193	4-8	.500	14	35	49	2.7	19	0	17	11	2	13	75	4.2		
13	Olejniczak, Dominik	18-5	248	13.8	30-59	.508	0-0	.000	9-13	.692	27	26	53	2.9	47	0	2	16	12	7	69	3.8		
02	Hymon, Marcanvis	18-11	326	18.1	27-53	.509	0-0	.000	9-16	.563	29	44	73	4.1	51	2	11	12	8	5	63	3.5		
20	Davis, D.C.	1-0	2	2.0	1-1	1.000	1-1	1.000	0-0	.000	0	0	0	0.0	0	0	0	0	0	0	3	3.0		
50	Furmanavicius, Justas	18-4	273	15.2	11-41	.268	6-21	.286	12-16	.750	21	25	46	2.6	31	0	7	5	9	8	40	2.2		
24	Below, Lane	1-0	1	1.0	0-0	.000	0-0	.000	0-0	.000	0	0	0	0.0	0	0	0	0	0	0	0	0.0		
Team											56	43	99											2
Total.....		18	3625		443-1122	.395	122-422	.289	272-364	.747	231	448	679	37.7	354	9	232	194	60	107	1280	71.1		
Opponents.....		18	3625		480-1066	.450	157-416	.377	294-416	.707	203	498	701	38.9	332	-	304	214	82	98	1411	78.4		

GAME-BY-GAME TEAM STATISTICS

OPPONENT	1H-2H-F	FG-FGA	PCT	3P-3PA	PCT	FT-FTA	PCT	OF-DF-TotRb	A	TO	BLK	STL
Louisiana	42-34-76	26-71	36.6	8-23	34.8	16-23	69.6	17-23-40	14	13	2	6
OLE MISS	40-54-94	33-65	50.8	7-21	33.3	21-31	67.7	16-32-48	17	14	7	6
Eastern Kentucky	34-41-75	26-51	51.0	6-12	50.0	17-22	77.3	5-25-30	10	12	3	4
OLE MISS	40-45-85	30-63	47.6	10-22	45.4	15-22	68.2	13-20-33	19	8	4	8
Georgia State	44-28-72	24-53	45.3	8-21	38.1	16-22	72.7	11-24-35	9	16	1	5
OLE MISS	36-41-77	23-52	44.3	9-27	33.3	22-30	73.3	10-23-33	13	13	6	5
Utah	40-43-83	26-55	47.3	11-29	37.9	20-24	83.3	12-24-36	17	16	1	9
OLE MISS	37-37-74	25-58	43.1	8-24	33.3	16-21	76.2	13-18-31	9	15	4	14
Rice	35-27-62	21-63	33.3	7-31	22.6	13-20	65.0	15-23-38	14	13	2	4
OLE MISS	40-39-79	29-60	48.3	12-32	37.5	9-14	64.3	9-30-39	19	13	4	9
South Dakota State	55-27-17-99	35-74	47.3	18-41	43.9	11-14	78.6	11-33-44	22	14	1	5
OLE MISS	35-47-15-97	36-72	50.0	7-27	25.9	18-27	66.7	10-31-41	19	10	2	7
Virginia Tech	29-43-11-83	25-57	43.9	7-22	31.8	26-37	70.3	6-35-41	18	14	1	6
OLE MISS	39-33-8-80	29-73	39.7	9-31	29.0	13-24	54.2	13-29-42	17	12	7	3
OLE MISS	34-24-58	20-50	40.0	5-18	27.8	13-15	86.7	5-23-28	15	11	4	3
Middle Tennessee	33-44-77	31-62	50.0	7-22	31.8	8-9	88.9	9-26-35	22	6	4	6
Sam Houston State	33-36-69	26-64	40.6	9-23	39.1	8-11	72.7	9-21-30	19	8	2	5
OLE MISS	39-43-82	31-60	51.7	10-29	34.5	10-17	58.8	12-31-43	21	11	4	4
Illinois State	43-44-14-101	31-73	42.5	13-31	41.9	26-31	83.9	17-32-49	20	15	6	5
OLE MISS	33-54-10-97	31-73	42.5	7-26	26.9	28-37	75.7	15-26-41	22	9	8	7
Texas A&M-Corpus Christi	31-32-63	26-61	42.6	7-14	50.0	4-6	66.7	10-18-28	19	14	1	6
OLE MISS	50-35-85	28-52	53.8	14-30	46.7	15-21	71.4	9-25-34	25	15	10	8
Bradley	20-39-59	20-62	32.3	8-24	33.3	11-21	52.4	17-27-44	13	22	2	10
OLE MISS	40-42-82	29-63	46.0	12-27	44.4	12-14	85.7	9-31-40	18	17	7	10
South Carolina	30-39-69	22-58	37.9	8-20	40.0	17-26	65.4	14-29-43	16	14	4	2
OLE MISS	31-43-74	20-49	40.8	8-21	38.1	26-33	78.8	4-26-30	15	8	7	9
OLE MISS	31-29-60	25-70	35.7	6-26	23.1	4-6	66.7	18-24-42	6	10	3	6
Georgia	39-32-71	24-57	42.1	7-19	36.8	16-22	72.7	12-29-41	16	12	6	4
Mississippi State	34-24-58	22-63	34.9	5-23	21.7	9-17	52.9	13-32-45	13	14	4	4
OLE MISS	28-36-64	21-62	33.9	7-28	25.0	15-22	68.2	11-30-41	10	7	5	6
OLE MISS	45-25-70	22-65	33.8	8-29	27.6	18-27	66.7	18-23-41	8	12	4	6
Auburn	35-50-85	25-56	44.6	6-22	27.3	29-37	78.4	14-30-4	16	15	8	5
Florida	31-41-72	23-61	37.7	10-29	34.5	16-22	72.7	9-26-35	14	10	4	8
OLE MISS	31-47-78	25-58	43.1	6-18	33.3	22-26	84.6	10-34-44	17	11	3	4



GAME-BY-GAME TEAM STATISTICS

OPPONENT	1H-2H-F	FG-FGA	PCT	3P-3PA	PCT	FT-FTA	PCT	OF-DF-TotRb	A	TO	BLK	STL
OLE MISS	37-32-69	27-59	45.8	5-21	23.8	10-13	76.9	13-21-34	19	9	2	3
Texas A&M	45-26-71	29-57	50.9	5-16	31.3	8-16	50.0	12-21-33	17	10	4	6
OLE MISS	38-55-93	29-60	48.3	11-29	37.9	24-29	82.8	12-18-30	17	13	3	7
Arkansas	50-47-97	29-53	54.7	11-22	50.0	28-35	80.0	8-21-29	18	14	4	9
Alabama	31-35-66	25-62	40.3	6-21	28.6	10-14	71.4	16-20-36	17	11	2	6
OLE MISS	41-37-78	26-52	50.0	8-21	38.1	18-24	33.3	10-25-35	13	10	4	5
OLE MISS	36-36-72	25-64	39.1	8-21	38.1	14-17	82.4	12-25-37	7	10	2	2
Texas	45-40-85	28-63	44.4	10-31	32.3	19-23	82.6	9-29-38	13	7	4	6
Auburn	38-41-79	26-67	38.8	9-28	32.1	18-26	69.2	19-23-42	15	11	3	4
OLE MISS	36-34-70	25-61	41.0	5-21	23.8	15-20	75.0	16-25-41	11	17	4	6
OLE MISS	25-36-61	21-60	35.0	11-25	44.0	8-11	72.7	17-21-38	12	17	1	3
Tennessee	35-59-94	33-62	53.2	13-29	44.8	15-19	78.9	10-25-35	27	6	7	11
Missouri	40-35-75	24-53	45.3	10-23	43.5	17-20	85.0	7-32-39	16	11	7	1
OLE MISS	31-38-69	26-65	40.0	5-17	29.4	12-15	80.0	10-24-34	19	4	3	8
OLE MISS	37-29-66	23-62	37.1	6-29	20.7	14-20	70.0	15-25-40	5	9	1	5
LSU	37-45-82	29-58	50.0	6-23	26.1	18-24	75.0	10-26-36	14	8	4	4
Arkansas	34-41-75	26-62	41.9	7-23	30.4	16-27	59.3	13-36-49	15	8	0	4
OLE MISS	23-41-64	18-62	29.0	8-25	32.0	20-31	64.5	15-32-47	11	10	1	5
OLE MISS	23-39-62	23-56	41.1	7-23	30.4	9-11	81.8	11-20-31	9	14	2	4
Mississippi State	44-35-79	31-55	56.4	12-23	52.2	5-11	45.5	7-23-30	17	11	4	6
OLE MISS	42-42-6-90	33-78	42.3	9-24	37.5	15-16	93.8	13-24-37	18	11	3	13
Missouri	35-49-3-87	27-61	44.3	13-33	39.4	20-31	64.5	13-32-45	16	21	5	5
Tennessee	41-32-73	25-64	39.1	9-20	45.0	14-19	73.7	10-33-43	20	13	3	4
OLE MISS	26-39-65	23-68	33.8	1-23	4.3	18-26	69.2	16-31-47	7	11	4	7
OLE MISS	42-36-78	30-74	40.5	9-30	30.0	9-15	60.0	13-22-35	19	12	3	6
Kentucky	50-46-96	31-62	50.0	8-18	44.4	26-35	74.3	12-31-43	19	12	5	9
Vanderbilt	45-37-82	29-55	52.7	12-24	50.0	12-15	80.0	4-29-33	18	13	8	6
OLE MISS	44-25-69	26-61	42.6	2-12	16.7	15-19	78.9	9-23-32	16	9	7	4
OLE MISS	36-48-84	29-72	40.3	11-31	35.5	15-21	71.4	18-27-45	15	13	2	7
South Carolina	38-47-85	27-58	46.6	12-21	57.1	19-34	55.9	11-30-41	17	13	4	5

2017-18 BOX SCORES



Official Basketball Box Score -- Game Totals -- Final Statistics
Louisiana vs Ole Miss
11/10/17 7:28 pm at Oxford, Miss.



Louisiana 76 • 0-1

#	Player	Total			3-Ptr			Rebounds			PF	TP	A	TO	Blk	Stl	Min
		FG-FGA	FG-FGA	FT-FTA	FG-FGA	FG-FGA	FT-FTA	Off	Def	Tot							
23	Gant, JaKeenan	f	4-10	1-4	0-0	2	6	8	4	9	1	0	1	0	0	22	
32	Washington, Bryce	f	1-9	0-0	2-4	2	5	7	0	4	1	2	0	0	0	29	
04	Bartley, Frank	g	0-3	0-2	3-4	0	3	3	1	3	1	2	0	0	0	21	
30	Stove, Johnathan	g	6-11	0-2	4-6	3	1	4	3	16	1	3	0	1	1	21	
35	Stroman, Marcus	g	4-7	1-2	3-4	0	3	3	3	12	5	3	0	1	1	34	
00	Russell, Cedric	g	5-9	5-8	0-0	0	0	0	3	15	2	1	0	0	2	21	
01	Marquetti, Malik	g	0-3	0-0	1-2	3	0	3	2	1	1	1	0	1	1	18	
03	Miller, Justin	g	4-14	1-4	3-3	2	4	6	3	12	1	0	1	1	1	19	
15	Hardy, P.J.	g	1-3	0-1	0-0	1	0	1	2	2	0	1	0	0	8		
33	Stalcup, Larenz	g	1-2	0-0	0-0	0	0	0	2	2	1	0	0	0	7		
Team						4	1	5									
Totals			26-71	8-23	16-23	17	23	40	23	76	14	13	2	6	200		
FG % 1st Half: 15-38 39.5% 2nd half: 11-33 33.3% Game: 26-71 36.6% Deadball Rebounds: 3 3FG % 1st Half: 4-10 40.0% 2nd half: 4-13 30.8% Game: 8-23 34.8% FT % 1st Half: 8-12 66.7% 2nd half: 8-11 72.7% Game: 16-23 69.6%																	

Ole Miss 94 • 1-0

#	Player	Total			3-Ptr			Rebounds			PF	TP	A	TO	Blk	Stl	Min
		FG-FGA	FG-FGA	FT-FTA	FG-FGA	FG-FGA	FT-FTA	Off	Def	Tot							
02	Hymon, Marcanvis	f	5-7	0-0	2-3	4	9	13	2	12	0	1	1	1	1	32	
13	Olejniczak, Dominik	c	1-2	0-0	0-2	3	1	4	2	2	2	1	1	0	0	23	
03	Davis, Terence	g	6-13	2-6	7-10	1	6	7	2	21	4	4	1	1	1	27	
04	Tyree, Breein	g	4-10	0-4	2-2	0	1	1	1	10	2	2	0	3	19		
05	Crawford, Markel	g	2-8	1-3	4-6	2	7	9	2	9	2	1	0	1	31		
00	Shuler, Devontae	g	5-7	4-6	0-0	1	1	2	1	14	3	2	0	0	16		
01	Burnett, Deandre	g	6-9	0-2	5-6	0	0	0	2	17	3	1	0	0	26		
12	Stevens, Bruce	g	4-9	0-0	1-2	3	6	9	4	9	1	2	1	0	16		
50	Furmanavicius, Justas	g	0-0	0-0	0-0	0	1	1	3	0	0	0	3	0	10		
Team						2	0	2									
Totals			33-65	7-21	21-31	16	32	48	19	94	17	14	7	6	200		
FG % 1st Half: 14-28 50.0% 2nd half: 19-37 51.4% Game: 33-65 50.8% Deadball Rebounds: 3 3FG % 1st Half: 4-12 33.3% 2nd half: 3-9 33.3% Game: 7-21 33.3% FT % 1st Half: 8-16 50.0% 2nd half: 13-15 86.7% Game: 21-31 67.7%																	

Officials: Doug Shows, Garrick Shannon, Tim Gattis
 Technical fouls: Louisiana-Russell, Cedric. Ole Miss-None.
 Attendance: 8302

Score by periods			1st	2nd	Total
Louisiana	42	34	76		
Ole Miss	40	54	94		

Last FG - LA 2nd-02:25, OM 2nd-01:53.
 Largest lead - LA by 10 1st-05:19, OM by 18 2nd-00:05.
 LA led for 17:31. OM led for 19:08. Game was tied for 03:21.

Score tied - 6 times.
 Lead changed - 7 times.



Official Basketball Box Score -- Game Totals -- Final Statistics
Eastern Kentucky vs Ole Miss
11/13/17 5:31 p.m. at Oxford, Miss.



Eastern Kentucky 75 • 1-1

#	Player	Total			3-Ptr			Rebounds			PF	TP	A	TO	Blk	Stl	Min
		FG-FGA	FG-FGA	FT-FTA	FG-FGA	FG-FGA	FT-FTA	Off	Def	Tot							
02	DISHMAN, DeAndre	f	2-3	0-0	2-4	0	0	0	4	6	0	0	0	1	16		
10	MAYO, Nick	f	7-9	1-1	4-5	0	10	10	1	19	2	3	1	0	29		
12	CHARLES, Zach	f	3-3	1-1	1-2	2	5	7	1	8	1	0	0	0	39		
01	HOBBS, JacQuess	g	3-9	0-1	1-2	0	4	4	2	7	6	5	0	2	35		
20	BOYD, Dedic	g	6-17	2-4	5-5	1	2	3	3	19	0	3	0	0	23		
03	BROUGHTON, Peyton	g	1-3	0-1	0-0	0	1	1	1	2	0	0	0	0	15		
04	AVARE, Dillon	g	1-3	1-3	0-0	0	0	0	0	3	1	0	0	0	14		
05	YOUNGMAN, A.J.	g	0-0	0-0	0-0	0	0	0	0	0	0	0	0	0	8		
13	DAVIS, Jackson	g	3-4	1-1	4-4	0	3	3	4	11	0	1	2	1	21		
21	ANDERSON, Lachlan	g	0-0	0-0	0-0	0	0	0	0	0	0	0	0	0	0+		
23	CARMICAL, Cameron	g	0-0	0-0	0-0	0	0	0	0	0	0	0	0	0	0+		
Team						2	0	2									
Totals			26-51	6-12	17-22	5	25	30	17	75	10	12	3	4	200		
FG % 1st Half: 12-25 48.0% 2nd half: 14-26 53.8% Game: 26-51 51.0% Deadball Rebounds: 3 3FG % 1st Half: 4-8 50.0% 2nd half: 2-4 50.0% Game: 6-12 50.0% FT % 1st Half: 6-8 75.0% 2nd half: 11-14 78.6% Game: 17-22 77.3%																	

Ole Miss 85 • 2-0

#	Player	Total			3-Ptr			Rebounds			PF	TP	A	TO	Blk	Stl	Min
		FG-FGA	FG-FGA	FT-FTA	FG-FGA	FG-FGA	FT-FTA	Off	Def	Tot							
02	Hymon, Marcanvis	f	3-6	0-0	2-4	5	5	10	2	8	3	0	3	0	24		
13	Olejniczak, Dominik	c	3-5	0-0	0-0	1	2	3	2	6	2	2	0	1	22		
00	Shuler, Devontae	g	5-12	2-6	0-0	1	0	1	1	12	1	1	0	1	23		
04	Tyree, Breein	g	3-8	1-1	0-0	0	1	1	1	7	5	1	0	1	25		
05	Crawford, Markel	g	4-7	0-1	2-4	0	2	2	4	10	5	2	1	2	26		
01	Burnett, Deandre	g	4-8	4-5	5-6	0	1	1	1	17	0	1	0	0	23		
03	Davis, Terence	g	6-12	3-8	1-2	3	3	6	1	16	2	1	0	2	23		
12	Stevens, Bruce	g	1-4	0-1	3-4	0	4	4	1	5	1	0	0	0	16		
50	Furmanavicius, Justas	g	1-1	0-0	2-2	1	1	2	2	4	0	0	0	1	18		
Team						2	1	3									
Totals			30-63	10-22	15-22	13	20	33	15	85	19	8	4	8	200		
FG % 1st Half: 13-28 46.4% 2nd half: 17-35 48.6% Game: 30-63 47.6% Deadball Rebounds: 2 3FG % 1st Half: 6-13 46.2% 2nd half: 4-9 44.4% Game: 10-22 45.5% FT % 1st Half: 8-9 88.9% 2nd half: 7-13 53.8% Game: 15-22 68.2%																	

Officials: Tony Henderson, Todd Austin, Kerby Sitton
 Technical fouls: Eastern Kentucky-None. Ole Miss-None.
 Attendance: 7042

Score by periods			1st	2nd	Total
Eastern Kentucky	34	41	75		
Ole Miss	40	45	85		

Last FG - ECU 2nd-00:06, OM 2nd-01:31.
 Largest lead - ECU/None. OM by 19 2nd-04:46.
 ECU led for 00:00. OM led for 39:22. Game was tied for 00:38.

Score tied - 0 times.
 Lead changed - 0 times.



Official Basketball Box Score -- Game Totals -- Final Statistics
Georgia State vs Ole Miss
11/17/17 6:01 p.m. at Oxford, Miss.



Georgia State 72 • 2-1

#	Player	Total			3-Ptr			Rebounds			PF	TP	A	TO	Blk	Stl	Min
		FG-FGA	FG-FGA	FT-FTA	FG-FGA	FG-FGA	FT-FTA	Off	Def	Tot							
02	Benlevi, Malik	f	3-5	1-3	1-1	1	3	4	5	8	1	0	0	1	28		
15	Simonds, D'Marcus	f	10-22	1-4	8-11	1	3	4	5	29	5	7	0	1	39		
23	Sesson, Jordan	f	0-1	0-0	3-4	2	3	5	4	3	0	1	0	1	27		
30	Thomas, Jeff	f	5-9	3-6	1-2	3	6	9	4	14	1	1	0	1	39		
24	Mitchell, Devin	g	4-9	3-6	0-0	0	3	3	4	11	1	3	1	1	30		
00	Alibegovic, Denis	g	0-0	0-0	0-0	0	0	0	0	0	0	0	0	0	0+		
11	Williams, Isaiah	g	0-2	0-1	0-0	0	1	1	1	0	0	0	0	0	12		
12	Williams, Kane	g	1-3	0-1	2-2	1	0	1	1	4	0	1	0	0	7		
14	Clerkley, Chris	g	0-0	0-0	0-0	0	1	1	1	0	0	0	0	0	4		
20	Linder, Josh	g	1-1	0-0	1-2	1	1	2	0	3	0	0	0	0	5		
50	Tyson, Jordan	g	0-1	0-0	0-0	0	0	0	5	0	0	2	0	0	9		
Team						2	3	5									
Totals			24-53	8-21	16-22	11	24	35	30	72	9	16	1	5	200		
FG % 1st Half: 16-30 53.3% 2nd half: 8-23 34.8% Game: 24-53 45.3% Deadball Rebounds: 1 3FG % 1st Half: 5-8 62.5% 2nd half: 3-13 23.1% Game: 8-21 38.1% FT % 1st Half: 7-10 70.0% 2nd half: 9-12 75.0% Game: 16-22 72.7%																	

Ole Miss 77 • 3-0

#	Player	Total			3-Ptr			Rebounds			PF	TP	A	TO	Blk	Stl	Min
		FG-FGA	FG-FGA	FT-FTA	FG-FGA	FG-FGA	FT-FTA	Off	Def	Tot							
02	Hymon, Marcanvis	f	1-2	0-0	0-0	2	2	4	4	2	3	0	1	1	1	21	
13	Olejniczak, Dominik	c	2-3	0-0	1-2	0	2	2	3	5	1	1	1	0	14		



2017-18 REVIEW

2017-18 BOX SCORES



Official Basketball Box Score - Game Totals - Final Statistics
Ole Miss vs Rice
 11/22/17 7:00pm at T-Mobile Arena Las Vegas, NV



Official Basketball Box Score - Game Totals - Final Statistics
South Dakota State vs Ole Miss
 11/28/17 7:01 p.m. at Oxford, Miss.



Ole Miss 79 • 4-1

#	Player	Total			3-Ptr			Rebounds			PF	TP	A	TO	Blk	Stl	Min
		FG-FGA	FG-FGA	FT-FTA	FG-FGA	FG-FGA	FT-FTA	Off	Def	Tot							
02	Hymon, Marcanvis	f	3-5	0-0	1-4	3	6	9	2	7	0	1	3	1	24		
00	Shuler, Devontae	g	4-10	3-7	2-2	2	3	5	2	13	2	3	0	2	28		
01	Burnett, Deandre	g	6-12	3-9	3-4	0	5	5	1	18	8	1	0	1	32		
03	Davis, Terence	g	6-10	3-7	0-0	1	2	3	4	15	2	1	1	2	17		
05	Crawford, Markel	g	3-9	1-5	0-0	0	2	2	4	7	3	2	0	0	29		
04	Tyree, Breein	g	1-5	1-2	0-0	1	3	4	0	3	4	2	0	0	19		
12	Stevens, Bruce	g	1-2	0-0	3-4	0	5	5	1	5	0	2	0	1	18		
13	Olejniczak, Dominik	g	1-2	0-0	0-0	0	0	0	1	2	0	1	0	0	8		
20	Davis, D.C.	g	0-0	0-0	0-0	0	0	0	0	0	0	0	0	0	1		
34	Tyrtshnik, Ilya	g	0-1	0-1	0-0	0	0	0	0	0	0	0	0	0	1		
50	Furmanavicius, Justas	g	4-4	1-1	0-0	2	1	3	3	9	0	0	0	2	23		
Team						0			3								
Totals			29-60	12-32	9-14	9	30	39	18	79	19	13	4	9	200		

FG % 1st Half: 15-31 48.4% 2nd half: 14-29 48.3% Game: 29-60 48.3% Deadball Rebounds 4
 3FG % 1st Half: 6-17 35.3% 2nd half: 6-15 40.0% Game: 12-32 37.5%
 FT % 1st Half: 4-6 66.7% 2nd half: 5-8 62.5% Game: 9-14 64.3%

Rice 62 • 1-4

#	Player	Total			3-Ptr			Rebounds			PF	TP	A	TO	Blk	Stl	Min
		FG-FGA	FG-FGA	FT-FTA	FG-FGA	FG-FGA	FT-FTA	Off	Def	Tot							
10	MARTIN, Robert	f	1-3	0-2	3-4	3	2	5	0	5	1	1	0	1	19		
13	OSBORNE, Malik	f	0-4	0-2	4-4	3	3	6	1	4	2	2	1	0	25		
00	CASHAW, Connor	g	8-20	4-8	4-6	1	1	2	3	24	3	1	0	1	33		
03	ADAMS, Ako	g	3-12	1-7	0-0	0	3	3	2	7	4	1	0	2	29		
15	MENCY, Bishop	g	1-5	0-4	0-1	3	3	6	1	2	2	0	0	0	31		
02	LAPRAY, A.J.	g	2-7	2-5	0-0	0	4	4	2	6	1	2	0	0	26		
04	JONES, Dylan	g	3-3	0-0	2-3	1	1	2	1	8	0	0	0	0	9		
11	LESTER, Miles	g	0-1	0-1	0-0	0	0	0	0	0	0	0	0	0	1		
14	HUNTER, Najia	g	0-1	0-0	0-0	1	1	2	0	1	3	0	0	0	10		
30	MEYER, Austin	g	2-4	0-0	0-0	0	0	0	2	4	0	0	0	0	7		
35	HARRISON, Tim	g	1-3	0-2	0-2	0	1	1	2	2	0	1	1	0	10		
Team						3			4								
Totals			21-63	7-31	13-20	15	23	38	14	62	14	13	2	4	200		

FG % 1st Half: 12-30 40.0% 2nd half: 9-33 27.3% Game: 21-63 33.3% Deadball Rebounds 4
 3FG % 1st Half: 5-17 29.4% 2nd half: 2-14 14.3% Game: 7-31 22.6%
 FT % 1st Half: 6-10 60.0% 2nd half: 7-10 70.0% Game: 13-20 65.0%

Officials: Tom O'Neill, Kerry Sitton, Jose Carrion
 Technical fouls: Ole Miss-None. Rice-None.
 Attendance: 8424

Score by periods	1st	2nd	Total
Ole Miss	40	39	79
Rice	35	27	62

Points	In	Off	2nd	Fast	Bench
OM	26	14	5	6	19
RICE	18	10	14	0	20

Last FG - OM 2nd-04:08, RICE 2nd-00:46.
 Largest lead - OM by 23 2nd-06:37, RICE by 6 1st-06:05.
 OM led for 32:21, RICE led for 06:38. Game was tied for 00:48.

Score tied - 1 time.
 Lead changed - 4 times.



Official Basketball Box Score - Game Totals - Final Statistics
Virginia Tech vs Ole Miss
 12/27/17 1 p.m. at Oxford, Miss.



Official Basketball Box Score - Game Totals - Final Statistics
Ole Miss vs Middle Tennessee
 12/09/17 5:00 p.m. at Murfreesboro, Tenn.



Virginia Tech 83 • 7-1

#	Player	Total			3-Ptr			Rebounds			PF	TP	A	TO	Blk	Stl	Min
		FG-FGA	FG-FGA	FT-FTA	FG-FGA	FG-FGA	FT-FTA	Off	Def	Tot							
13	Ahmed Hill	f	2-5	1-3	0-0	0	3	3	5	2	2	0	1	1	18		
24	Kerry Blackshear Jr.	f	5-8	0-0	7-11	2	3	5	5	17	0	0	1	1	23		
04	N. Alexander-Walker	g	4-11	1-6	4-6	2	3	5	1	13	1	2	0	1	33		
05	Justin Robinson	g	2-9	2-3	7-8	0	1	1	4	13	8	2	0	2	34		
10	Justin Bibbs	g	3-8	1-5	4-4	0	3	3	1	11	1	4	0	0	41		
01	Tyrie Jackson	g	1-3	1-2	0-0	0	0	0	1	3	0	0	0	0	7		
11	Devin Wilson	g	0-2	0-1	1-4	0	2	2	1	1	1	1	0	0	23		
14	P.J. Horne	g	2-2	0-0	0-0	0	2	2	2	4	1	0	0	0	11		
15	Chris Clarke	g	6-9	1-2	3-4	1	11	12	3	16	4	3	0	1	35		
Team						1			7								
Totals			25-57	7-22	26-37	6	35	41	21	83	18	14	1	6	225		

FG % 1st Half: 8-23 34.8% 2nd half: 14-28 50.0% OT: 3-6 50.0% Game: 25-57 43.9% Deadball Rebounds 7.2
 3FG % 1st Half: 2-11 18.2% 2nd half: 4-9 44.4% OT: 1-2 50.0% Game: 7-22 31.8%
 FT % 1st Half: 11-16 68.8% 2nd half: 11-15 73.3% OT: 4-6 66.7% Game: 26-37 70.3%

Ole Miss 80 • 4-3

#	Player	Total			3-Ptr			Rebounds			PF	TP	A	TO	Blk	Stl	Min
		FG-FGA	FG-FGA	FT-FTA	FG-FGA	FG-FGA	FT-FTA	Off	Def	Tot							
02	Hymon, Marcanvis	f	2-2	0-0	1-3	0	3	3	5	0	2	2	0	0	21		
01	Burnett, Deandre	g	4-14	1-5	2-2	0	0	0	2	11	7	1	0	1	34		
03	Davis, Terence	g	6-17	4-11	1-2	3	4	7	4	17	5	1	2	0	31		
04	Tyree, Breein	g	6-14	2-6	3-5	3	5	8	4	17	5	4	1	1	34		
05	Crawford, Markel	g	5-10	2-3	1-3	1	3	4	3	13	0	0	0	0	39		
00	Shuler, Devontae	g	3-9	0-3	0-1	1	3	4	0	6	0	0	0	0	22		
12	Stevens, Bruce	g	2-4	0-2	3-6	1	5	6	2	7	0	2	1	0	17		
13	Olejniczak, Dominik	g	1-2	0-0	0-0	0	3	3	5	2	0	2	0	0	9		
50	Furmanavicius, Justas	g	0-1	0-1	2-2	1	2	3	3	2	0	0	1	0	18		
Team						3			4								
Totals			29-73	9-31	13-24	13	29	42	28	80	17	12	7	3	225		

FG % 1st Half: 14-33 42.4% 2nd half: 13-33 39.4% OT: 2-7 28.6% Game: 29-73 39.7% Deadball Rebounds 5.1
 3FG % 1st Half: 7-15 46.7% 2nd half: 2-12 16.7% OT: 0-4 0.0% Game: 9-31 29.0%
 FT % 1st Half: 4-7 57.1% 2nd half: 5-11 45.5% OT: 4-6 66.7% Game: 13-24 54.2%

Officials: Tony Green, Joe Lindsay, Chuck Jones
 Technical fouls: Virginia Tech-None. Ole Miss-None.
 Attendance: 6297

Score by periods	1st	2nd	OT	Total
Virginia Tech	29	43	11	83
Ole Miss	39	33	8	80

Points	In	Off	2nd	Fast	Bench
VT	36	10	7	4	24
OM	36	22	7	10	17

Last FG - VT OT-02:42, OM OT-01:09.
 Largest lead - VT by 4 2nd-00:21, OM by 16 2nd-18:00.
 VT led for 04:32, OM led for 37:11. Game was tied for 03:17.

Score tied - 6 times.
 Lead changed - 3 times.

South Dakota State 99 • 7-2

#	Player	Total			3-Ptr			Rebounds			PF	TP	A	TO	Blk	Stl	Min
		FG-FGA	FG-FGA	FT-FTA	FG-FGA	FG-FGA	FT-FTA	Off	Def	Tot							
23	Reed Tellinghuisen	f	7-13	5-8	0-0	0	1	1	2	19	3	0	0	0	37		
24	Mike Daum	f	9-21	6-15	2-2	2	5	7	5	26	1	3	0	3	33		
01	Skyler Flatten	g	3-7	2-5	0-0	1	1	2	1	8	3	0	0	0	21		
02	Tevin King	g	2-4	1-1	1-2	1	8	9	4	6	2	0	0	0	34		
00	Chris Howell	g	2-3	0-0	1-1	1	3	4	2	5	0	4	0	1	13		
03	Brandon Key	g	2-5	0-0	0-0	1	5	6	1	4	5	3	0	0	14		
05	David Jenkins Jr.	g	7-18	2-10	6-6	1	4	5	3	22	3	1	0	1	36		
25	Lane Severyn	g	1-1	1-1	1-3	1	0	1	4	1	1	1	1	0	19		
45	Ian Theisen	g	2-2	1-1	0-0	1	2	3	3	5	0	0	0	0	18		
Team						2			4								
Totals			35-74	18-41	11-14	11	33	44	22	99	22	14	1	5	225		

FG % 1st Half: 20-38 52.6% 2nd half: 10-29 34.5% OT: 5-7 71.4% Game: 35-74 47.3% Deadball Rebounds 0
 3FG % 1st Half: 11-21 52.4% 2nd half: 6-18 33.3% OT: 1-2 50.0% Game: 18-41 43.9%
 FT % 1st Half: 4-5 80.0% 2nd half: 1-2 50.0% OT: 6-7 85.7% Game: 11-14 78.6%

Ole Miss 97 • 4-2

#	Player	Total			3-Ptr			Rebounds			PF	TP
---	--------	-------	--	--	-------	--	--	----------	--	--	----	----

2017-18 BOX SCORES



Official Basketball Box Score -- Game Totals -- Final Statistics

Sam Houston State vs Ole Miss

12/13/17 7:01 p.m. at Oxford, Miss.



Official Basketball Box Score -- Game Totals -- Final Statistics

Illinois State vs Ole Miss

12/16/17 2:31 p.m. at Oxford, Miss.



Sam Houston State 69 • 5-5

#	Player	Total			3-Ptr			Rebounds			PF	TP	A	T	Blk	Stl	Min
		FG-FGA	FG-FGA	FT-FTA	FG-FGA	FG-FGA	FT-FTA	Off	Def	Tot							
23	Galbreath Jr., Chris	1	11-17	0-1	0-1	1	8	9	2	22	1	3	0	1	34		
35	Ndu, Chidozie	f	0-0	0-0	0-0	0	0	0	2	0	0	0	0	1			
11	Dewey III, John	g	2-8	0-2	8-8	0	5	5	1	12	10	1	0	30			
15	Delaney, Josh	g	2-6	2-6	0-0	0	1	1	4	6	2	1	0	28			
20	Williams, Jamal	g	4-9	1-1	0-2	1	3	4	2	9	2	1	0	23			
00	Almanza, Albert	g	0-4	0-3	0-0	2	0	2	2	0	1	0	0	14			
01	Edwards, Abrian	g	0-3	0-0	0-0	2	0	2	0	0	1	1	0	10			
02	Delaney, Cameron	g	4-9	4-7	0-0	1	1	2	4	12	1	1	1	22			
13	Furlong, Bubba	g	0-0	0-0	0-0	1	0	1	0	0	0	0	1	7			
22	Harris, Marcus	g	3-7	2-3	0-0	2	2	2	8	1	0	0	0	29			
32	Bitondo, Freddy	g	0-1	0-0	0-0	0	0	0	0	0	0	0	0	2			
Team						1	2	3									
Totals			26-64	9-23	8-11	9	21	30	19	69	19	8	2	5	200		

FG % 1st Half: 13-32 40.6% 2nd half: 13-32 40.6% Game: 26-64 40.6% Deadball Rebounds 1
 3FG % 1st Half: 3-9 33.3% 2nd half: 6-14 42.9% Game: 9-23 39.1%
 FT % 1st Half: 4-5 80.0% 2nd half: 4-6 66.7% Game: 8-11 72.7%

Ole Miss 82 • 5-4

#	Player	Total			3-Ptr			Rebounds			PF	TP	A	T	Blk	Stl	Min
		FG-FGA	FG-FGA	FT-FTA	FG-FGA	FG-FGA	FT-FTA	Off	Def	Tot							
02	Hymon, Marcanvis	f	2-5	0-0	1-4	1	8	9	2	5	1	1	1	1	26		
12	Stevens, Bruce	f	6-7	0-1	1-2	0	3	3	1	13	1	0	0	17			
03	Davis, Terence	g	2-9	1-5	0-0	1	6	7	1	5	4	2	1	29			
04	Tyree, Brein	g	1-5	0-3	1-2	0	1	1	2	3	3	2	0	24			
05	Crawford, Markel	g	6-11	4-8	0-1	0	4	4	0	16	3	0	1	31			
00	Shuler, Devontae	g	4-9	2-6	4-4	1	0	1	2	14	2	1	0	19			
01	Burnett, Deandre	g	4-8	1-4	3-4	2	2	4	1	12	6	4	0	22			
13	Olejniczak, Dominik	g	3-3	0-0	0-0	1	3	4	1	6	1	0	0	10			
50	Furmanavicius, Justas	g	3-3	2-2	0-0	5	2	7	1	8	0	1	1	22			
Team						1	2	3									
Totals			31-60	10-29	10-17	12	31	43	11	82	21	11	4	4	200		

FG % 1st Half: 14-33 42.4% 2nd half: 17-27 63.0% Game: 31-60 51.7% Deadball Rebounds 3
 3FG % 1st Half: 5-18 27.8% 2nd half: 5-11 45.5% Game: 10-29 34.5%
 FT % 1st Half: 6-9 66.7% 2nd half: 4-8 50.0% Game: 10-17 58.8%

Officials: Otandis Poolo, Ted Valentine, Patrick Evans
 Technical fouls: Sam Houston State-None, Ole Miss-Davis, Terence.
 Attendance: 5054

Score by periods	1st	2nd	Total
Sam Houston State	33	36	69
Ole Miss	39	43	82

	In Paint	Off T/O	2nd Chance	Fast Break	Bench
Sam Houston State	24	8	2	4	20
Ole Miss	OM	3	11	4	40

Last FG - SHSU 2nd-02:07, OM 2nd-04:07.
 Largest lead - SHSU None, OM by 20 2nd-10:21.
 SHSU led for 00:00. OM led for 39:17. Game was tied for 00:43.

Score tied - 1 time.
 Lead changed - 0 times.



Official Basketball Box Score -- Game Totals -- Final Statistics

Texas A&M-Corpus Chr vs Ole Miss

12/19/17 6:01 p.m. at Oxford, Miss.



Official Basketball Box Score -- Game Totals -- Final Statistics

Bradley vs Ole Miss

12/22/17 6:01 p.m. at Oxford, Miss.



Texas A&M-Corpus Chr 63 • 3-7

#	Player	Total			3-Ptr			Rebounds			PF	TP	A	T	Blk	Stl	Min
		FG-FGA	FG-FGA	FT-FTA	FG-FGA	FG-FGA	FT-FTA	Off	Def	Tot							
15	Rhea, Sean	f	2-3	0-0	2-4	1	1	2	4	6	0	2	0	1	18		
34	Benjamin, York	f	1-4	0-0	0-0	0	0	0	2	2	0	1	0	10			
03	Kilgore, Joseph	f	7-19	3-5	0-0	1	2	3	1	17	2	2	0	34			
11	South, Kareem	g	3-5	1-2	0-0	0	3	3	1	7	1	1	0	22			
22	Toney, Emmanuel	g	2-2	1-1	0-0	0	1	1	0	5	3	0	0	10			
00	Brown, Kyle	g	0-1	0-0	0-0	0	1	1	2	0	4	1	0	10			
02	Smith, Myles	g	1-6	1-3	0-0	0	0	0	3	3	2	0	3	20			
10	Francois, Perry	g	6-8	0-0	0-0	2	1	3	3	12	1	1	1	23			
14	Schmidt, Elijah	g	2-6	0-1	2-2	3	4	7	2	6	4	2	0	29			
20	Hale, Colin	g	2-5	1-2	0-0	0	1	1	5	1	2	0	0	18			
21	Gray, Tre	g	0-2	0-0	0-0	0	1	1	0	0	0	0	0	6			
24	Bradley, Jamell	g	0-0	0-0	0-0	0	0	0	1	0	0	0	0	0+			
Team						3	3	6									
Totals			26-61	7-14	4-6	10	18	28	21	63	19	14	1	6	200		

FG % 1st Half: 12-27 44.4% 2nd half: 14-34 41.2% Game: 26-61 42.8% Deadball Rebounds 1
 3FG % 1st Half: 5-7 71.4% 2nd half: 2-7 28.6% Game: 7-14 50.0%
 FT % 1st Half: 2-4 50.0% 2nd half: 2-2 100.0% Game: 4-6 66.7%

Ole Miss 85 • 6-5

#	Player	Total			3-Ptr			Rebounds			PF	TP	A	T	Blk	Stl	Min
		FG-FGA	FG-FGA	FT-FTA	FG-FGA	FG-FGA	FT-FTA	Off	Def	Tot							
50	Furmanavicius, Justas	f	5-8	5-8	0-0	3	3	6	2	15	2	1	2	1	28		
13	Olejniczak, Dominik	c	6-7	0-0	3-4	0	1	1	2	15	1	1	3	2	24		
00	Shuler, Devontae	g	2-7	2-4	0-0	1	5	6	2	6	2	2	1	25			
01	Burnett, Deandre	g	2-6	1-4	8-9	1	2	3	1	13	8	4	0	24			
20	Davis, D.C.	g	0-1	0-1	1-2	0	0	0	0	1	1	2	0	9			
02	Hymon, Marcanvis	g	2-4	0-0	0-0	1	0	1	2	4	0	0	1	13			
03	Davis, Terence	g	4-7	3-6	0-0	0	5	5	0	11	2	5	3	20			
04	Tyree, Brein	g	4-5	2-3	1-2	0	1	1	0	11	5	0	0	18			
05	Crawford, Markel	g	2-5	1-3	0-0	2	2	2	5	1	0	0	2	20			
12	Stevens, Bruce	g	1-1	0-0	2-4	0	0	0	1	4	3	0	0	16			
34	Tyrtysnik, Ilya	g	0-1	0-1	0-0	0	1	1	0	0	0	0	0	2			
Team						3	5	8									
Totals			28-52	14-30	15-21	9	25	34	12	85	25	15	10	8	200		

FG % 1st Half: 17-29 58.6% 2nd half: 11-23 47.8% Game: 28-52 53.8% Deadball Rebounds 3.1
 3FG % 1st Half: 9-15 60.0% 2nd half: 5-15 33.3% Game: 14-30 46.7%
 FT % 1st Half: 7-11 63.6% 2nd half: 8-10 80.0% Game: 15-21 71.4%

Officials: Karl Hess, Peter Juzenas, Owen Shortt
 Technical fouls: Texas A&M-Corpus Chr-None, Ole Miss-None.
 Attendance: 6102

Score by periods	1st	2nd	Total
Texas A&M-Corpus Chr	31	32	63
Ole Miss	50	35	85

	In Paint	Off T/O	2nd Chance	Fast Break	Bench
Texas A&M-Corpus Chr	30	22	10	2	26
Ole Miss	OM	24	17	9	35

Last FG - AMCC 2nd-02:21, OM 2nd-15:52.
 Largest lead - AMCC None, OM by 28 2nd-16:07.

Score tied - 0 times.
 Lead changed - 0 times.

Bradley 59 • 10-3

#	Player	Total			3-Ptr			Rebounds			PF	TP	A	T	Blk	Stl	Min
		FG-FGA	FG-FGA	FT-FTA	FG-FGA	FG-FGA	FT-FTA	Off	Def	Tot							
01	Thomas, Donte	f	1-7	0-2	4-5	1	2	3	1	6	0	2	0	2	18		
12	Bar, Koch	c	2-5	0-0	1-2	4	2	6	4	5	0	0	0	19			
05	Brown, Darrell	g	7-18	2-7	0-0	1	2	3	0	16	5	4	0	31			
23	Lautfer-Ogunleye, D.	g	2-4	1-2	1-3	0	6	6	1	6	1	2	0	21			
25	Kennell, Nate	g	2-5	2-4	1-2	1	2	3	1	7	1	5	0	21			
02	Lundy, Lugman	g	2-2	1-1	0-2	0	1	1	1	5	2	0	0	8			
10	Childs, Elijah	g	0-5	0-1	3-4	2	3	5	4	3	1	4	0	14			
13	van Bree, Luuk	g	2-7	1-3	1-1	3	1	4	2	6	0	0	1	18			
14	Hanley, Peter	g	0-0	0-0	0-0	0	0	0	0	0	0	0	0	3			
21	Stipanovich, Ryan	g	0-2	0-1	0-0	1	5	6	1	0	2	3	0	19			
30	Barker, Callum	g	1-2	0-0	0-0	0	0	0	1	2	0	0	1	6			
35	Hodgson, Jayden	g	1-4	1-3	0-2	1	1	2	1	3	1	2	0	1	22		
Team						3	3	6									
Totals			20-62	8-24	11-21	17	27	44	17	59	13	22	2				



2017-18 REVIEW

2017-18 BOX SCORES



Official Basketball Box Score -- Game Totals -- Final Statistics
South Carolina vs Ole Miss
12/31/17 5:05 p.m. at Oxford, Miss.



South Carolina 69 • 9-4, 0-1 SEC

#	Player	Total			3-Ptr			Rebounds			PF	TP	A	TO	Blk	Stl	Min
		FG-FGA	FG-FGA	FT-FTA	FG-FGA	FG-FGA	FT-FTA	Off	Def	Tot							
10	MINAYA, Justin	f	2-3	0-1	0-0	1	3	4	4	4	3	1	1	0	14		
21	KOTSAR, Maik	f	0-7	0-1	2-3	0	4	4	3	2	2	4	1	0	31		
30	SILVA, Chris	f	5-11	0-0	11-14	6	7	13	4	21	1	1	2	0	30		
05	BOOKER, Frank	g	7-13	6-10	1-2	0	1	1	2	21	2	0	0	0	34		
15	MYERS, Wesley	g	1-7	0-1	1-3	1	1	2	4	3	5	4	0	0	30		
00	BEATTY, David	g	4-10	1-4	0-1	0	6	6	3	9	2	3	0	2	33		
12	GUEYE, Khadim	g	0-0	0-0	0-0	0	0	0	0	0	0	0	0	0	4		
13	HAASE, Felipe	g	3-7	1-3	2-3	1	5	6	1	9	1	1	0	0	24		
Team						5 2 7											
Totals			22-58	8-20	17-26	14	29	43	21	69	16	14	4	2	200		

FG % 1st Half: 10-28 35.7% 2nd half: 12-30 40.0% Game: 22-58 37.9%
 3FG % 1st Half: 2-6 33.3% 2nd half: 6-14 42.9% Game: 8-20 40.0%
 FT % 1st Half: 8-13 61.5% 2nd half: 9-13 69.2% Game: 17-26 65.4%

Ole Miss 74 • 8-5, 1-0 SEC

#	Player	Total			3-Ptr			Rebounds			PF	TP	A	TO	Blk	Stl	Min
		FG-FGA	FG-FGA	FT-FTA	FG-FGA	FG-FGA	FT-FTA	Off	Def	Tot							
50	Furmanavicius, Justas	f	1-3	0-0	3-4	0	1	1	1	5	0	0	0	1	19		
13	Olejniczak, Dominik	c	0-0	0-0	0-0	0	2	2	4	0	0	1	2	0	13		
00	Shuler, Devontae	g	2-7	2-5	0-0	0	1	1	0	6	1	0	0	1	20		
01	Burnett, Deandre	g	3-12	3-7	9-14	0	1	1	1	18	6	1	0	1	33		
05	Crawford, Markel	g	5-10	3-6	4-4	0	2	2	3	17	1	1	0	3	30		
02	Hymon, Marcanvis	g	3-4	0-0	1-1	2	2	4	2	7	1	0	2	0	22		
03	Davis, Terence	g	1-4	0-2	2-2	0	5	5	4	4	3	1	2	1	19		
04	Tyree, Brein	g	1-5	0-1	5-6	0	4	4	3	7	2	1	0	0	18		
12	Stevens, Bruce	g	4-4	0-0	2-2	0	4	4	4	10	0	0	2	1	26		
Team						2 4 6											
Totals			20-49	8-21	26-33	4	26	30	23	74	15	8	7	9	200		

FG % 1st Half: 10-28 35.7% 2nd half: 10-21 47.6% Game: 20-49 40.8%
 3FG % 1st Half: 5-14 35.7% 2nd half: 3-7 42.9% Game: 8-21 38.1%
 FT % 1st Half: 6-10 60.0% 2nd half: 20-27 87.0% Game: 26-33 78.8%

Officials: Doug Shows, Patrick Evans, Vladimir Voyard-Tadal
 Technical fouls: South Carolina-None. Ole Miss-Davis, Terence.
 Attendance: 5849

Score by periods	1st	2nd	Total
South Carolina	30	39	69
Ole Miss	31	43	74

	In	Off	2nd	Fast	Bench
Points	Paint	T/O	Chance	Break	
SC	22	7	11	7	18
OM	20	16	2	4	28

Last FG - SC 2nd-03:43, OM 2nd-05:05.
 Largest lead - SC by 9 1st-11:55, OM by 6 2nd-06:23.
 SC led for 22:29, OM led for 13:53. Game was tied for 03:32.

Score tied - 8 times.
 Lead changed - 11 times.



Official Basketball Box Score -- Game Totals -- Final Statistics
Ole Miss vs Georgia
01/03/18 6:30 PM ET at Stegeman Coliseum -- Athens, Ga.



Ole Miss 60 • 8-6, 1-1

#	Player	Total			3-Ptr			Rebounds			PF	TP	A	TO	Blk	Stl	Min
		FG-FGA	FG-FGA	FT-FTA	FG-FGA	FG-FGA	FT-FTA	Off	Def	Tot							
50	Furmanavicius, Justas	f	1-3	1-1	0-0	3	2	5	3	3	0	0	2	0	21		
13	Olejniczak, Dominik	c	3-5	0-0	0-0	2	5	7	3	6	1	0	0	0	24		
00	Shuler, Devontae	g	5-11	1-5	0-0	1	2	3	1	11	1	1	0	4	22		
01	Burnett, Deandre	g	2-7	0-3	0-0	0	2	2	2	4	3	3	0	0	21		
05	Crawford, Markel	g	2-9	1-5	4-5	1	5	6	3	9	1	1	0	0	31		
02	Hymon, Marcanvis	g	1-4	0-0	0-0	3	2	5	3	2	0	0	0	0	16		
03	Davis, Terence	g	2-11	0-6	0-0	0	3	3	2	4	1	0	0	0	20		
04	Tyree, Brein	g	7-15	3-4	0-0	1	2	3	1	17	0	2	0	2	26		
12	Stevens, Bruce	g	2-5	0-2	0-1	2	1	3	5	4	0	2	1	0	19		
Team						5 0 5											
Totals			25-70	6-26	4-6	18	24	42	23	60	6	10	3	6	200		

FG % 1st Half: 13-34 38.2% 2nd half: 12-36 33.3% Game: 25-70 35.7%
 3FG % 1st Half: 4-13 30.8% 2nd half: 2-13 15.4% Game: 6-26 23.1%
 FT % 1st Half: 1-2 50.0% 2nd half: 3-4 75.0% Game: 4-6 66.7%

Georgia 71 • 10-3, 1-1

#	Player	Total			3-Ptr			Rebounds			PF	TP	A	TO	Blk	Stl	Min
		FG-FGA	FG-FGA	FT-FTA	FG-FGA	FG-FGA	FT-FTA	Off	Def	Tot							
01	MATEN, Yante	f	5-13	0-2	5-7	5	2	7	3	15	1	3	2	0	35		
13	WILRIDGE, E'Torrian	f	1-3	0-2	1-1	0	1	1	0	3	2	1	0	0	15		
20	HAMMONDS, Rayshaun	f	0-2	0-0	0-0	0	2	2	5	0	0	0	1	8			
34	OGBEIDE, Derek	f	6-8	0-0	2-4	3	5	8	2	14	0	1	0	0	25		
00	JACKSON II, William	g	1-9	1-6	0-0	0	5	5	0	3	5	1	0	2	35		
02	HARRIS, Jordan	g	5-6	2-3	0-0	0	1	1	0	12	2	2	0	0	28		
03	PARKER, Juwan	g	4-11	4-4	6-7	3	8	11	0	18	3	1	1	1	26		
04	CRUMP, Tyree	g	0-0	0-0	0-0	0	0	0	0	0	0	0	0	0	3		
10	HIGHTOWER, Treshaun	g	0-1	0-1	0-0	0	1	1	0	0	2	0	0	0	5		
32	EDWARDS, Mike	g	0-0	0-0	0-0	0	0	0	1	0	0	1	0	0	3		
03	CLAXTON, Nicolas	g	2-4	0-1	2-3	1	2	3	1	6	1	2	0	1	17		
Team						2 2 4											
Totals			24-57	7-19	16-22	12	29	41	12	71	16	12	6	4	200		

FG % 1st Half: 15-28 53.6% 2nd half: 9-29 31.0% Game: 24-57 42.1%
 3FG % 1st Half: 3-8 37.5% 2nd half: 4-11 36.4% Game: 7-19 36.8%
 FT % 1st Half: 6-8 75.0% 2nd half: 10-14 71.4% Game: 16-22 72.7%

Officials: Doug Simons, Olandis Poole, James Breeding
 Technical fouls: Ole Miss-None. Georgia-None.
 Attendance: 7515

Score by periods	1st	2nd	Total
Ole Miss	31	29	60
Georgia	39	32	71

Last FG - OM 2nd-01:38, UGA 2nd-00:54.
 Largest lead - OM by 4 1st-14:50, UGA by 16 2nd-04:39.
 OM led for 06:52, UGA led for 32:16. Game was tied for 00:52.

Score tied - 2 times.
 Lead changed - 4 times.



Official Basketball Box Score -- Game Totals -- Final Statistics
Mississippi State vs Ole Miss
1/6/18 3:31 p.m. at Oxford, Miss.



Mississippi State 58 • 13-2, 1-1 SEC

#	Player	Total			3-Ptr			Rebounds			PF	TP	A	TO	Blk	Stl	Min
		FG-FGA	FG-FGA	FT-FTA	FG-FGA	FG-FGA	FT-FTA	Off	Def	Tot							
24	Abdul Ado	f	2-5	0-0	1-2	3	1	4	4	5	0	0	1	1	17		
35	Aric Holman	f	3-6	2-4	1-2	0	5	5	0	9	3	1	2	0	22		
00	Nick Weatherspoon	g	3-10	0-3	3-6	0	2	2	3	9	0	1	0	0	32		
11	Q Weatherspoon	g	3-12	0-2	1-2	1	2	3	2	7	3	5	0	0	30		
23	Tyson Carter	g	2-5	0-3	1-2	0	1	1	1	5	2	0	0	0	15		
01	Lamar Peters	g	3-10	1-4	0-1	1	3	4	4	7	3	2	1	1	24		
02	Eil Wright	g	2-4	1-2	0-0	3	5	8	2	5	1	2	0	0	21		
03	Xavian Stapleton	g	2-9	1-5	2-2	2	7	9	3	7	1	3	0	1	26		
22	KeyShawn Feazell	g	0-0	0-0	0-0	0	0	0	0	0	0	0	0	0	0+		
45	E.J. Datcher	g	2-2	0-0	0-0	1	1	2	2	4	0	0	0	1	13		
Team						2 5 7											
Totals			22-63	5-23	9-17	13	32	45	21	58	13	14	4	4	200		

FG % 1st Half: 13-33 39.4% 2nd half: 9-30 30.0% Game: 22-63 34.9%
 3FG % 1st Half: 5-10 50.0% 2nd half: 0-13 0.0% Game: 5-23 21.7%
 FT % 1st Half: 3-7 42.9% 2nd half: 6-10 60.0% Game: 9-17 52.9%

Ole Miss 64 • 9-6, 2-1 SEC

#	Player	Total			3-Ptr			Rebounds			PF	TP	A	TO	Blk	Stl	Min
		FG-FGA	FG-FGA	FT-FTA	FG-FGA	FG-FGA	FT-FTA	Off	Def	Tot							
02	Hymon, Marcanvis	f	0-3	0-0	0-0	1	4	5	4	0	0	0	0	0	17		
12	Stevens, Bruce	f	2-5	1-2	2-2	2	3	5	1	7	2	0	1	0	26		
00	Shuler, Devontae	g	4-8	1-5	1-2	0	1	1	1	10	1	1	0	3	24		
03	Davis, Terence	g	1-13	0-8	0-2	0	5	5	0	2	0	1	1	0	21		
04	Tyree, Brein	g	6-12	2-4	2-4	0	2	2	3	16	2	2	0	1	25		
01	Burnett, Deandre</																

2017-18 BOX SCORES



Official Basketball Box Score -- Game Totals -- Final Statistics
Florida vs Ole Miss
1/13/18 12:07 p.m. at Oxford, Miss.



Official Basketball Box Score -- Game Totals -- Final Statistics
Ole Miss vs Texas A&M
01/16/18 8:00 PM at Reed Arena (College Station, TX)



Florida 72 • 12-5, 4-1 SEC

#	Player	Total			Rebounds			PF	TP	A	TO	Blk	Stl	Min	
		FG-FGA	3P-FGA	FT-FTA	Off	Def	Tot								
25	Stone, Keith	f	4-10	2-4	13-18	4	4	8	5	23	2	4	0	1	35
13	Hayes, Kevarrus	c	2-2	0-0	0-0	0	1	1	3	4	0	0	1	0	15
04	Koulechov, Egor	g	4-15	3-7	0-0	2	9	11	1	11	3	0	0	3	38
05	Allen, KeVaughn	g	2-9	1-6	0-0	2	1	3	2	5	3	3	0	1	29
11	Chiozza, Chris	g	3-10	1-5	0-0	0	6	6	1	7	4	2	0	3	37
00	Okauru, Mike	g	3-6	2-4	1-2	0	1	1	0	9	1	0	0	0	15
03	Hudson, Jalen	g	4-7	1-3	2-2	0	3	3	5	11	1	1	1	0	19
12	Gak, Gorjok	g	1-1	0-0	0-0	1	1	2	2	2	0	0	2	0	11
21	Bassett, Dontay	g	0-1	0-0	0-0	0	0	0	1	0	0	0	0	0	1
Team						0	0	0							
Totals			23-61	10-29	16-22	9	26	35	20	72	14	10	4	8	200
FG % 1st Half:		11-31	35.5%	2nd half:	12-30	40.0%	Game:		23-61	37.7%	Deadb.				
3FG % 1st Half:		5-15	33.3%	2nd half:	5-14	35.7%	Game:		10-29	34.5%	Rebounds				
FT % 1st Half:		4-6	66.7%	2nd half:	12-16	75.0%	Game:		16-22	72.7%	1				

Ole Miss 78 • 10-7, 3-2 SEC

#	Player	Total			Rebounds			PF	TP	A	TO	Blk	Stl	Min	
		FG-FGA	3P-FGA	FT-FTA	Off	Def	Tot								
12	Stevens,Bruce	f	8-13	1-3	5-6	3	3	6	3	22	1	1	0	2	25
13	Olejniczak,Dominik	c	1-2	0-0	0-0	0	1	1	1	2	0	2	0	0	10
01	Burnett,Deandre	g	5-8	3-4	7-8	0	2	2	0	20	6	2	0	0	35
04	Tyree,Breain	g	0-6	0-2	3-4	0	3	3	4	3	4	1	1	1	24
05	Crawford,Markel	g	1-2	1-2	2-2	0	4	4	1	17	1	3	0	0	37
00	Shuler,Devontae	g	0-3	0-2	0-0	1	2	3	1	0	1	1	0	0	17
02	Hymon,Marcanvis	g	2-3	0-0	2-2	3	6	9	1	6	0	0	0	1	22
03	Davis, Terence	g	2-11	1-5	3-4	1	7	8	3	8	4	1	2	0	23
50	Furmanavicius,Justas	g	0-0	0-0	0-0	0	0	0	1	0	0	0	0	0	7
Team						2	6	8							
Totals			25-58	6-18	22-26	10	34	44	15	78	17	11	3	4	200
FG % 1st Half:		10-33	30.3%	2nd half:	15-25	60.0%	Game:		25-58	43.1%	Deadb.				
3FG % 1st Half:		2-10	20.0%	2nd half:	4-8	50.0%	Game:		6-18	33.3%	Rebounds				
FT % 1st Half:		9-10	90.0%	2nd half:	13-16	81.3%	Game:		22-26	84.6%	1				

Officials: Doug Shows, Patrick Evans, John Hampton
Technical fouls: Florida-None, Ole Miss-None.
Attendance: 6457

Score by periods	1st	2nd	Total
Florida	31	41	72
Ole Miss	31	47	78

	In	Off	2nd	Fast	Bench
Points	Paint	T/O	Chance	Break	
UF	22	5	11	10	22
OM	32	15	8	0	14

Last FG - UF 2nd-00:06, OM 2nd-01:28.
Largest lead - UF by 8 2nd-12:53, OM by 7 2nd-00:40.
UF led for 22:13, OM led for 12:12, Game was tied for 05:35.

Score tied - 13 times.
Lead changed - 11 times.

Ole Miss 69 • 10-8; 3-3 SEC

#	Player	Total			Rebounds			PF	TP	A	TO	Blk	Stl	Min	
		FG-FGA	3P-FGA	FT-FTA	Off	Def	Tot								
01	Burnett,Deandre	f	3-10	1-6	0-0	0	2	2	0	7	8	0	0	0	35
04	Tyree,Breain	f	4-7	1-2	2-2	2	3	5	3	11	0	4	0	1	25
05	Crawford,Markel	f	0-1	0-0	4-5	0	0	0	2	4	0	2	0	1	24
12	Stevens,Bruce	f	9-15	0-3	2-4	4	5	9	2	20	3	0	0	0	33
13	Olejniczak,Dominik	f	1-3	0-0	0-0	1	1	2	4	2	0	1	2	0	19
00	Shuler,Devontae	f	2-4	1-3	0-0	1	1	2	0	5	1	0	0	0	13
02	Hymon,Marcanvis	f	3-4	0-0	0-0	0	1	1	3	6	0	0	0	0	22
03	Davis, Terence	f	5-14	2-7	0-0	3	4	7	1	12	6	2	0	1	24
50	Furmanavicius,Justas	f	0-1	0-0	2-2	0	0	0	2	1	2	0	0	0	5
Team						2	4	6							
Totals			27-59	5-21	10-13	13	21	34	15	69	19	9	2	3	200
FG % 1st Half:		13-25	52.0%	2nd half:	14-34	41.2%	Game:		27-59	45.8%	Deadb.				
3FG % 1st Half:		3-8	37.5%	2nd half:	2-13	15.4%	Game:		5-21	23.8%	Rebounds				
FT % 1st Half:		8-8	100.0%	2nd half:	2-5	40.0%	Game:		10-13	76.9%	1				

Texas A&M 71 • 12-6, 1-5 SEC

#	Player	Total			Rebounds			PF	TP	A	TO	Blk	Stl	Min	
		FG-FGA	3P-FGA	FT-FTA	Off	Def	Tot								
01	Hogg,DJ	f	2-6	2-6	0-0	0	3	3	3	6	3	0	1	1	30
03	Gilder,Admon	f	4-10	0-2	2-3	1	0	1	1	10	2	2	0	2	35
13	Wilson,Duane	f	3-9	1-2	0-0	0	4	4	2	7	6	1	0	1	31
34	Davis,Tyler	f	8-14	0-1	4-8	8	4	12	0	20	2	2	0	0	33
04	Williams,Robert	f	8-9	0-0	2-3	3	6	9	2	18	2	2	3	0	32
00	Chandler,Jay Jay	f	0-0	0-0	0-0	0	0	0	1	0	0	0	0	0	5
04	Caldwell,JJ	f	1-2	1-1	0-0	0	1	1	1	3	1	0	0	0	9
05	Flagg,Savion	f	2-3	1-2	0-2	0	0	0	1	5	0	0	0	1	10
10	Trocha-Morelos,Tonny	f	1-4	0-2	0-0	0	1	1	2	2	1	3	0	1	15
Team						0	2	2							
Totals			29-57	5-16	8-16	12	21	33	13	71	17	10	4	6	200
FG % 1st Half:		17-28	60.7%	2nd half:	12-29	41.4%	Game:		29-57	50.9%	Deadb.				
3FG % 1st Half:		4-8	50.0%	2nd half:	1-8	12.5%	Game:		5-16	31.3%	Rebounds				
FT % 1st Half:		7-9	77.8%	2nd half:	1-7	14.3%	Game:		8-16	50.0%	3				

Officials: Anthony Jordan, Tony Greene, Byron Jarrett
Technical fouls: Ole Miss-None, Texas A&M-None.
Attendance: 10578

Score by periods	1st	2nd	Total
Ole Miss	37	32	69
Texas A&M	45	26	71

	In	Off	2nd	Fast	Bench
Points	Paint	T/O	Chance	Break	
OM	32	15	11	10	22
TAMU	46	9	13	11	10

Last FG - OM 2nd-00:49, TAMU 2nd-00:23.
Largest lead - OM by 4 2nd-10:09, TAMU by 8 1st-00:45.
OM led for 09:04, TAMU led for 25:16, Game was tied for 04:40.

Score tied - 9 times.
Lead changed - 10 times.



Official Basketball Box Score -- Game Totals -- Final Statistics
Ole Miss vs Arkansas
01/20/18 2:30 p.m. at Fayetteville, Ark. (Bud Walton Arena)



Official Basketball Box Score -- Game Totals -- Final Statistics
Alabama vs Ole Miss
1/23/18 7:35 p.m. at Oxford, Miss.



Ole Miss 93 • 10-9, 3-4 SEC

#	Player	Total			Rebounds			PF	TP	A	TO	Blk	Stl	Min	
		FG-FGA	3P-FGA	FT-FTA	Off	Def	Tot								
02	Hymon,Marcanvis	f	2-2	0-0	1-2	3	5	8	2	5	1	5	0	0	21
12	Stevens,Bruce	f	5-9	1-3	4-4	3	1	4	5	15	3	2	0	0	26
01	Burnett,Deandre	g	3-12	2-6	7-8	1	1	2	2	15	2	3	0	0	28
03	Davis, Terence	g	10-15	5-8	5-6	1	4	5	4	30	0	0	1	1	34
04	Tyree,Breain	g	5-8	3-6	3-5	0	1	1	3	16	5	0	0	0	25
00	Shuler,Devontae	g	1-4	0-3	2-2	0	1	1	4	4	3	2	0	2	17
05	Crawford,Markel	g	1-6	0-2	0-0	0	2	2	0	2	3	0	0	3	29
13	Olejniczak,Dominik	g	2-3	0-0	2-2	2	2	4	3	6	0	0	1	0	11
50	Furmanavicius,Justas	g	0-1	0-1	0-0	0	0	0	1	0	0	1	1	9	
Team						2	1	3							
Totals			29-60	11-29	24-29	12	18	30	24	93	17	13	3	7	200
FG % 1st Half:		13-28	46.4%	2nd half:	16-32	50.0%	Game:		29-60	48.3%	Deadb.				
3FG % 1st Half:		4-12	33.3%	2nd half:	7-17	41.2%	Game:		11-29	37.9%	Rebounds				
FT % 1st Half:		8-10	80.0%	2nd half:	16-19	84.2%	Game:		24-29	82.8%	2.1		</		



2017-18 REVIEW

2017-18 BOX SCORES



Official Basketball Box Score - Game Totals - Final Statistics
Ole Miss vs Texas
01/27/18 1:05 P.M. at Austin, TX (Frank Erwin Center)



Ole Miss 72 • 11-10

#	Player	Total			3-Ptr			Rebounds			PF	TP	A	TO	Blk	Stl	Min
		FG-FGA	FG-FGA	FT-FTA	Off	Def	Tot	Off	Def	Tot							
02	Hymon, Marcanvis	f	0-3	0-0	3-4	3	0	3	3	3	0	1	0	0	0	8	
12	Stevens, Bruce	f	2-4	0-0	2-2	0	1	1	5	6	1	0	0	0	0	14	
01	Burnett, Deandre	g	6-12	3-7	6-6	0	3	3	0	21	1	3	0	0	0	37	
04	Davis, Terence	g	3-11	1-5	0-0	1	5	6	2	7	0	2	1	0	0	30	
04	Tyree, Breein	g	2-4	1-3	0-0	0	1	1	1	5	0	1	0	0	0	15	
00	Shuler, Devontae	g	2-7	1-2	0-0	1	2	3	0	5	0	1	0	1	0	25	
05	Crawford, Markel	g	2-6	2-4	0-0	0	8	8	2	6	2	3	0	0	0	24	
13	Olejniczak, Dominik	g	7-13	0-0	2-3	3	3	6	1	16	2	0	1	1	0	27	
20	Davis, D.C.	g	0-0	0-0	1-2	0	1	1	0	1	0	0	0	0	0	3	
50	Furmanavicius, Justas	g	1-4	0-0	0-0	3	1	4	5	2	1	0	0	0	0	17	
	Team					1	0	1									
	Totals		25-64	8-21	14-17	12	25	37	19	72	7	10	2	2	2	200	
	FG % 1st Half:	14-33	42.4%	2nd half:	11-31	35.5%	Game:	25-64	39.1%							Deadball Rebounds 0.2	
	3FG % 1st Half:	4-13	30.8%	2nd half:	4-8	50.0%	Game:	8-21	38.1%								
	FT % 1st Half:	4-5	80.0%	2nd half:	10-12	83.3%	Game:	14-17	82.4%								

Texas 85 • 14-7

#	Player	Total			3-Ptr			Rebounds			PF	TP	A	TO	Blk	Stl	Min
		FG-FGA	FG-FGA	FT-FTA	Off	Def	Tot	Off	Def	Tot							
04	Bamba, Mohamed	f	6-8	1-1	12-13	3	12	15	1	25	0	0	4	0	0	28	
21	Csetkowski, Dylan	f	6-11	0-3	5-7	4	3	7	3	17	3	1	0	2	0	32	
02	Coleman, Matt	g	1-7	0-1	0-0	1	4	5	3	2	5	1	0	1	0	28	
12	Roach II, Kerwin	g	7-12	2-6	0-0	0	2	2	0	16	5	2	0	0	0	31	
13	Fabres, Jase	g	4-9	4-8	0-0	0	2	2	1	12	0	0	0	0	0	29	
00	Banks III, James	g	0-0	0-0	2-2	0	0	0	1	2	0	0	0	0	0	2	
03	Young, Jacob	g	0-4	0-4	0-0	0	0	0	1	0	0	1	0	1	0	6	
05	Hamm Jr, Royce	g	0-1	0-1	0-0	0	1	1	0	0	0	1	0	0	0	4	
10	Davis Jr, Eric	g	3-9	3-7	0-0	0	0	0	1	9	0	1	0	0	0	26	
20	Sims, Jericho	g	1-2	0-0	0-1	0	2	2	3	2	0	0	0	0	0	14	
	Team					1	3	4									
	Totals		28-63	10-31	19-23	9	29	38	15	85	13	7	4	6	2	200	
	FG % 1st Half:	16-33	48.5%	2nd half:	12-30	40.0%	Game:	28-63	44.4%							Deadball Rebounds 3.1	
	3FG % 1st Half:	6-16	37.5%	2nd half:	4-15	26.7%	Game:	10-31	32.3%								
	FT % 1st Half:	7-9	77.8%	2nd half:	10-14	85.7%	Game:	19-23	82.6%								

Officials: Rick Crawford, Keith Kimble, Jeb Hartness
Technical fouls: Ole Miss-None, Texas-None.
Attendance: 10913

Score by periods	1st	2nd	Total
Ole Miss	36	36	72
Texas	45	40	85

Last FG - OM 2nd-00:42, UT 2nd-00:58.
Largest lead - OM by 3 1st-10:37, UT by 18 2nd-00:26.
OM led for 02:05, UT led for 33:10. Game was tied for 04:45.

Score tied - 4 times.
Lead changed - 4 times.



Official Basketball Box Score - Game Totals - Final Statistics
Auburn vs Ole Miss
1/30/18 8:05 p.m. at Oxford, Miss.



Auburn 79 • 20-2, 8-1 SEC

#	Player	Total			3-Ptr			Rebounds			PF	TP	A	TO	Blk	Stl	Min
		FG-FGA	FG-FGA	FT-FTA	Off	Def	Tot	Off	Def	Tot							
13	MURRAY, Desean	f	2-6	1-2	4-4	5	5	10	4	9	3	0	0	0	0	22	
24	MCMORE, Anfernee	f	3-7	1-4	3-6	3	2	5	3	10	0	0	3	2	0	22	
01	HARPER, Jared	g	2-11	2-6	7-8	0	0	0	1	13	7	1	0	0	0	35	
02	BROWN, Bryce	g	9-16	3-7	2-4	2	2	4	2	23	1	0	0	0	0	32	
05	HERON, Mustapha	g	7-15	2-7	0-0	2	4	6	1	16	1	2	0	0	0	29	
00	SPENCER, Horace	g	2-3	0-0	1-2	2	2	4	3	5	0	2	0	1	0	18	
04	OKEKE, Chuma	g	1-4	0-1	1-2	0	3	3	1	3	3	3	0	0	0	18	
10	MITCHELL, Davion	g	0-1	0-0	0-0	1	0	1	4	0	0	3	0	1	0	9	
14	DUNBAR, Malik	g	0-4	0-1	0-0	1	3	4	2	0	0	0	0	0	0	15	
	Team					3	2	5									
	Totals		26-67	9-28	18-26	19	23	42	21	79	15	11	3	4	2	200	
	FG % 1st Half:	11-30	36.7%	2nd half:	15-37	40.5%	Game:	26-67	38.8%							Deadball Rebounds 4	
	3FG % 1st Half:	6-15	40.0%	2nd half:	3-13	23.1%	Game:	9-28	32.1%								
	FT % 1st Half:	10-14	71.4%	2nd half:	8-12	66.7%	Game:	18-26	69.2%								

Ole Miss 70 • 11-11, 4-5 SEC

#	Player	Total			3-Ptr			Rebounds			PF	TP	A	TO	Blk	Stl	Min
		FG-FGA	FG-FGA	FT-FTA	Off	Def	Tot	Off	Def	Tot							
12	Stevens, Bruce	f	0-1	0-1	0-0	0	1	1	5	0	0	0	1	0	0	13	
01	Burnett, Deandre	g	5-14	1-5	5-6	1	3	4	3	16	5	6	0	2	0	36	
03	Davis, Terence	g	3-6	0-1	5-5	1	3	4	4	11	0	3	1	1	0	18	
04	Tyree, Breein	g	2-6	1-3	1-2	0	3	3	2	6	1	5	1	0	0	22	
05	Crawford, Markel	g	4-12	1-5	2-2	0	4	4	1	11	4	0	0	0	0	33	
00	Shuler, Devontae	g	5-14	1-5	0-1	2	6	8	2	11	0	1	0	2	0	25	
02	Hymon, Marcanvis	g	2-3	0-0	0-0	1	0	1	2	4	0	0	1	0	0	15	
13	Olejniczak, Dominik	g	3-3	0-0	1-2	3	1	4	3	7	0	2	0	0	0	13	
50	Furmanavicius, Justas	g	1-2	1-1	1-2	5	3	8	3	4	1	0	0	0	0	25	
	Team					3	1	4									
	Totals		25-61	5-21	15-20	16	25	41	25	70	11	17	4	6	2	200	
	FG % 1st Half:	14-31	45.2%	2nd half:	11-30	36.7%	Game:	25-61	41.0%							Deadball Rebounds 2.1	
	3FG % 1st Half:	3-13	23.1%	2nd half:	2-8	25.0%	Game:	5-21	23.8%								
	FT % 1st Half:	5-8	62.5%	2nd half:	10-12	83.3%	Game:	15-20	75.0%								

Officials: Lee Cassell, Kipp Kissinger, William Covington
Technical fouls: Auburn-None, Ole Miss-None.
Attendance: 8043

Score by periods	1st	2nd	Total
Auburn	38	41	79
Ole Miss	36	34	70

Points	In Paint	Off T/O	2nd Chance	Fast Break	Bench
AU	32	21	17	2	8
OM	34	12	14	12	26

Last FG - AU 2nd-02:12, OM 2nd-00:20.
Largest lead - AU by 15 2nd-04:14, OM by 6 1st-11:10.
AU led for 29:11, OM led for 05:07. Game was tied for 02:42.

Score tied - 2 times.
Lead changed - 3 times.



Official Basketball Box Score - Game Totals - Final Statistics
Ole Miss vs Tennessee
02/03/18 6:02 p.m. at Knoxville, Tenn. (Thompson-Boling Arena)



Ole Miss 61 • 11-12, 4-6 SEC

#	Player	Total			3-Ptr			Rebounds			PF	TP	A	TO	Blk	Stl	Min
		FG-FGA	FG-FGA	FT-FTA	Off	Def	Tot	Off	Def	Tot							
50	Furmanavicius, Justas	f	1-2	0-0	4-4	2	2	4	3	6	1	2	0	0	0	23	
13	Olejniczak, Dominik	c	0-2	0-0	2-2	0	1	1	3	2	0	2	0	0	0	15	
01	Burnett, Deandre	g	2-13	1-7	2-3	0	2	2	0	7	2	3	0	1	0	26	
03	Davis, Terence	g	5-16	3-6	0-2	4	5	9	2	13	1	3	1	0	0	26	
04	Tyree, Breein	g	2-9	2-5	0-0	0	3	3	1	6	5	2	0	1	0	27	
00	Shuler, Devontae	g	1-4	1-2	0-0	2	1	3	1	3	1	1	0	0	0	16	
02	Hymon, Marcanvis	g	0-0	0-0	0-0	1	4	5	4	0	0	0	0	0	0	21	
05	Crawford, Markel	g	2-3	1-2	0-0	0	1	1	5	1	1	0	0	1	0	22	
12	Stevens, Bruce	g	7-10	2-2	0-0	5	1	6	4	16	1	3	0	0	0	22	
20	Davis, D.C.	g	1-1	1-1	0-0	0	0	0	3	0	0	0	0	0	0	2	
	Team					3	1	4									
	Totals		21-60	11-25	8-11	17	21	38	19	61	12	17	1	3	2	200	
	FG % 1st Half:	9-27	33.3%	2nd half:	12-33	36.4%	Game:	21-60	35.0%							Deadball Rebounds 0	
	3FG % 1st Half:	3-10	30.0%	2nd half:	8-15	53.3%	Game:	11-25	44.0%								
	FT % 1st Half:	4-6	66.7%	2nd half:	4-5	80.0%	Game:	8-11	72.7%								

Tennessee 94 • 17-5, 7-3 SEC

#	Player	Total			3-Ptr			Rebounds			PF	TP	A	TO	Blk	Stl	Min
		FG-FGA	FG-FGA	FT-FTA	Off	Def	Tot	Off	Def	Tot							
02	Williams, Grant	f	6-11	0-0													

2017-18 BOX SCORES



Official Basketball Box Score -- Game Totals -- Final Statistics
Ole Miss vs LSU
02/10/18 3:05 PM at Maravich Center (Baton Rouge, La.)



Official Basketball Box Score -- Game Totals -- Final Statistics
Arkansas vs Ole Miss
2/13/18 6 p.m. at Oxford, Miss. (The Pavilion at Ole Miss)



Ole Miss 66 • 11-14 (4-8)

Table with 15 columns: Player, FG-FGA, 3-Ptr, FT-FTA, Rebounds, PF, TP, A TO Blk Stl, Min. Includes player stats for Stevens, Bruce, Shuler, Devontae, Burnett, Deandre, Davis, Terence, Crawford, Markel, Hymon, Marcanvis, Tyree, Brein, Olejniczak, Dominik, Furmanavicius, Justas, and Team.

FG % 1st Half: 15-33 45.5% 2nd half: 8-29 27.6% Game: 23-62 37.1%
3FG % 1st Half: 4-14 28.6% 2nd half: 2-15 13.3% Game: 6-29 20.7%
FT % 1st Half: 3-5 60.0% 2nd half: 11-15 73.3% Game: 14-20 70.0%

LSU 82 • 14-10 (5-7)

Table with 15 columns: Player, FG-FGA, 3-Ptr, FT-FTA, Rebounds, PF, TP, A TO Blk Stl, Min. Includes player stats for Duop Reath, Aaron Epps, Tremont Waters, Skylar Mays, Daryl Edwards, Brandon Sampson, Brandon Rachal, Randy Onwuasor, Reed Vial, Wayde Sims, and Team.

FG % 1st Half: 13-27 48.1% 2nd half: 16-31 51.6% Game: 29-58 50.0%
3FG % 1st Half: 3-11 27.3% 2nd half: 3-12 25.0% Game: 6-23 26.1%
FT % 1st Half: 8-13 61.5% 2nd half: 10-11 90.9% Game: 18-24 75.0%

Officials: Olandis Poole, John Hampton, Bart Lenox
Technical fouls: Ole Miss-Crawford,Markel, LSU-None.
Attendance: 8545

Score by periods table with columns: 1st, 2nd, Total. Shows scores for Ole Miss (37, 29, 66) and LSU (37, 45, 82).

Last FG - OM 2nd-02:27, LSU 2nd-03:46.
Largest lead - OM by 3 1st-00:47, LSU by 20 2nd-07:06.
OM led for 00:52. LSU led for 37:38. Game was tied for 01:30.

Score tied - 1 time.
Lead changed - 2 times.

Arkansas 75 • 18-8, 7-6 SEC

Table with 15 columns: Player, FG-FGA, 3-Ptr, FT-FTA, Rebounds, PF, TP, A TO Blk Stl, Min. Includes player stats for GAFFORD, DANIEL, THOMAS, DUSTIN, BARFORD, JAYLEN, MACON, DARYL, BEARD, ANTON, THOMPSON, TREY, COOK, ARLANDO, HALL, DARIOUS, OSABUOHJEN, GABE, JONES, CIJ, and Team.

FG % 1st Half: 11-32 34.4% 2nd half: 15-30 50.0% Game: 26-62 41.9%
3FG % 1st Half: 4-14 28.6% 2nd half: 3-9 33.3% Game: 7-23 30.4%
FT % 1st Half: 8-12 66.7% 2nd half: 8-15 53.3% Game: 16-27 59.3%

Ole Miss 64 • 11-15, 4-9 SEC

Table with 15 columns: Player, FG-FGA, 3-Ptr, FT-FTA, Rebounds, PF, TP, A TO Blk Stl, Min. Includes player stats for Hymon, Marcanvis, Stevens, Bruce, Burnett, Deandre, Davis, Terence, Crawford, Markel, Shuler, Devontae, Tyree, Brein, Olejniczak, Dominik, Furmanavicius, Justas, and Team.

FG % 1st Half: 5-29 17.2% 2nd half: 13-33 39.4% Game: 18-62 29.0%
3FG % 1st Half: 2-12 16.7% 2nd half: 6-13 46.2% Game: 8-25 32.0%
FT % 1st Half: 11-17 64.7% 2nd half: 9-14 64.3% Game: 20-31 64.5%

Officials: Ron Groover, Mike Nance, Vladimir Voyard-Tadal
Technical fouls: Arkansas-None, Ole Miss-None.
Attendance: 6023

Score by periods table with columns: 1st, 2nd, Total. Shows scores for Arkansas (34, 41, 75) and Ole Miss (23, 41, 64).

Last FG - AR 2nd-01:43, OM 2nd-00:20.
Largest lead - AR by 18 2nd-03:00, OM by 6 1st-17:50.
AR led for 26:51. OM led for 12:41. Game was tied for 00:28.

Score tied - 2 times.
Lead changed - 1 time.



Official Basketball Box Score -- Game Totals -- Final Statistics
Ole Miss vs Mississippi State
02-17-18 7:30 p.m. at Starkville, Miss. (Humphrey Coliseum)



Official Basketball Box Score -- Game Totals -- Final Statistics
Ole Miss vs Missouri
2-20-18 8:05 PM at Columbia, Mo. (Mizzou Arena)



Ole Miss 62 • 11-16, 4-10

Table with 15 columns: Player, FG-FGA, 3-Ptr, FT-FTA, Rebounds, PF, TP, A TO Blk Stl, Min. Includes player stats for Hymon, Marcanvis, Stevens, Bruce, Davis, Terence, Tyree, Brein, Crawford, Markel, Shuler, Devontae, Burnett, Deandre, Olejniczak, Dominik, Furmanavicius, Justas, and Team.

FG % 1st Half: 9-33 27.3% 2nd half: 14-23 60.9% Game: 23-56 41.1%
3FG % 1st Half: 2-13 15.4% 2nd half: 5-10 50.0% Game: 7-23 30.4%
FT % 1st Half: 3-4 75.0% 2nd half: 6-7 85.7% Game: 9-11 81.8%

Mississippi State 79 • 19-8, 7-7

Table with 15 columns: Player, FG-FGA, 3-Ptr, FT-FTA, Rebounds, PF, TP, A TO Blk Stl, Min. Includes player stats for Abdul Ado, Aric Holman, Nick Weatherspoon, Lamar Peters, Q Weatherspoon, Eli Wright, Xavian Stapleton, Tate Clayton, Drew Davis, T.J. Gray, KeyShawn Feazell, Tyson Carter, E.J. Datcher, and Team.

FG % 1st Half: 16-29 55.2% 2nd half: 15-26 57.7% Game: 31-55 56.4%
3FG % 1st Half: 8-13 61.5% 2nd half: 4-10 40.0% Game: 12-23 52.2%
FT % 1st Half: 4-8 50.0% 2nd half: 1-3 33.3% Game: 5-11 45.5%

Officials: Doug Shows, Jason Baker, Gerald Williams
Technical fouls: Ole Miss-None, Mississippi State-None.
Attendance: 9002

Score by periods table with columns: 1st, 2nd, Total. Shows scores for Ole Miss (23, 39, 62) and Mississippi State (44, 35, 79).

Last FG - OM 2nd-03:39, MS 2nd-01:07.
Largest lead - OM None, MS by 22 2nd-11:06.

Score tied - 0 times.
Lead changed - 0 times.

Ole Miss 90 • 12-16, 5-10

Table with 15 columns: Player, FG-FGA, 3-Ptr, FT-FTA, Rebounds, PF, TP, A TO Blk Stl, Min. Includes player stats for Hymon, Marcanvis, Davis, Terence, Tyree, Brein, Crawford, Markel, Stevens, Bruce, Shuler, Devontae, Burnett, Deandre, Olejniczak, Dominik, Furmanavicius, Justas, and Team.

FG % 1st Half: 18-41 43.9% 2nd half: 14-32 43.8% OT: 1-5 20.0% Game: 33-78 42.3%
3FG % 1st Half: 6-13 46.2% 2nd half: 3-10 30.0% OT: 0-1 0.0% Game: 9-24 37.5%
FT % 1st Half: 0-0 0.0% 2nd half: 11-12 91.7% OT: 4-4 100.0% Game: 15-16 93.8%

Missouri 87 • 18-10, 8-7

Table with 15 columns: Player, FG-FGA, 3-Ptr, FT-FTA, Rebounds, PF, TP, A TO Blk Stl, Min. Includes player stats for ROBERTSON, Kassius, BARNETT, Jordan, TILMON, Jeremiah, PURYEAR, Kevin, VANLEER, Cullen, PORTER, Jontay, NIKKO, Reed, GEIST, Jordan, and Team.

FG % 1st Half: 13-29 44.8% 2nd half: 14-24 58.3% OT: 0-8 0.0% Game: 27-61 44.3%
3FG % 1st Half: 5-17 29.4% 2nd half: 8-12 66.7% OT: 0-4 0.0% Game: 13-33 39.4%
FT % 1st Half: 4-5 80.0% 2nd half: 13-18 72.2% OT: 3-8 37.5% Game: 20-31 64.5%

Officials: Don Dalry, Michael Stephens, Pat Driscoll
Technical fouls: Ole Miss-None, Missouri-None.
Attendance: 15061

Score by periods table with columns: 1st, 2nd, OT, Total. Shows scores for Ole Miss (42, 42, 6, 90) and Missouri (35, 49, 3, 87).

Last FG - OM OT-04:14, MIZ 2nd-02:11.
Largest lead - OM by 13 1st-05:45, MIZ by 6 2nd-03:24.
OM led for 36:28. MIZ led for 06:18. Game was tied for 02:09.

Score tied - 4 times.
Lead changed - 5 times.



2017-18 REVIEW

2017-18 BOX SCORES



Official Basketball Box Score -- Game Totals -- Final Statistics
Tennessee vs Ole Miss
2/24/18 12:01 p.m. at Oxford, Miss. (The Pavilion at Ole Miss)



Tennessee 73 • 21-7, 11-5 SEC

Table with columns: #, Player, FG-FGA, 3-Ptr, FT-FTA, Rebounds, PF, TP, A, TO, Blk, Stl, Min. Includes team totals and half-by-half statistics.

FG % 1st Half: 15-32 46.9% 2nd half: 10-32 31.3% Game: 25-64 39.1%
3FG % 1st Half: 6-11 54.5% 2nd half: 3-9 33.3% Game: 9-20 45.0%
FT % 1st Half: 5-7 71.4% 2nd half: 9-12 75.0% Game: 14-19 73.7%

Ole Miss 65 • 12-17, 5-11 SEC

Table with columns: #, Player, FG-FGA, 3-Ptr, FT-FTA, Rebounds, PF, TP, A, TO, Blk, Stl, Min. Includes team totals and half-by-half statistics.

FG % 1st Half: 9-36 25.0% 2nd half: 14-32 43.8% Game: 23-68 33.8%
3FG % 1st Half: 0-13 0.0% 2nd half: 1-10 10.0% Game: 1-23 4.3%
FT % 1st Half: 8-11 72.7% 2nd half: 10-15 66.7% Game: 18-26 69.2%

Officials: Olandis Poole, John Hampton, Garrick Shannon
Technical fouls: Tennessee-None. Ole Miss-None.
Attendance: 8149

Score by periods table showing 1st, 2nd, and Total scores for Tennessee and Ole Miss.

Points in Paint, Off T/O, 2nd Chance, Fast Break, Bench statistics for Tennessee and Ole Miss.

Last FG - TN 2nd-04:51, OM 2nd-00:05.
Largest lead - TN by 21 2nd-04:51, OM by 1 1st-17:34.
TN led for 39:41. OM led for 00:10. Game was tied for 00:09.

Score tied - 1 time.
Lead changed - 2 times.



Official Basketball Box Score -- Game Totals -- Final Statistics
Vanderbilt vs Ole Miss
3/3/18 7:31 p.m. at The Pavilion at Ole Miss (Oxford, Miss.)



Vanderbilt 82 • 12-19, 6-12 SEC

Table with columns: #, Player, FG-FGA, 3-Ptr, FT-FTA, Rebounds, PF, TP, A, TO, Blk, Stl, Min. Includes team totals and half-by-half statistics.

FG % 1st Half: 14-26 53.8% 2nd half: 15-29 51.7% Game: 29-55 52.7%
3FG % 1st Half: 7-16 43.8% 2nd half: 5-8 62.5% Game: 12-24 50.0%
FT % 1st Half: 10-11 90.9% 2nd half: 2-4 50.0% Game: 12-15 80.0%

Ole Miss 69 • 12-19, 5-13 SEC

Table with columns: #, Player, FG-FGA, 3-Ptr, FT-FTA, Rebounds, PF, TP, A, TO, Blk, Stl, Min. Includes team totals and half-by-half statistics.

FG % 1st Half: 16-37 43.2% 2nd half: 10-24 41.7% Game: 26-61 42.6%
3FG % 1st Half: 2-6 33.3% 2nd half: 0-6 0.0% Game: 2-12 16.7%
FT % 1st Half: 10-12 83.3% 2nd half: 5-7 71.4% Game: 15-19 78.9%

Officials: Mike Nance, Peter Juzenas, Gerald Williams
Technical fouls: Vanderbilt-None, Ole Miss-None.
Attendance: 6447

Score by periods table showing 1st, 2nd, and Total scores for Vanderbilt and Ole Miss.

Points in Paint, Off T/O, 2nd Chance, Fast Break, Bench statistics for Vanderbilt and Ole Miss.

Last FG - VU 2nd-01:53, OM 2nd-04:29.
Largest lead - VU by 15 2nd-01:53, OM by 7 1st-06:53.
VU led for 28:30. OM led for 08:20. Game was tied for 03:10.

Score tied - 7 times.
Lead changed - 7 times.



Official Basketball Box Score -- Game Totals -- Final Statistics
Ole Miss vs Kentucky
02/28/18 7:00 pm at Rupp Arena - Lexington, KY



Ole Miss 78 • 12-18, 5-12

Table with columns: #, Player, FG-FGA, 3-Ptr, FT-FTA, Rebounds, PF, TP, A, TO, Blk, Stl, Min. Includes team totals and half-by-half statistics.

FG % 1st Half: 17-42 40.5% 2nd half: 13-32 40.6% Game: 30-74 40.5%
3FG % 1st Half: 5-20 25.0% 2nd half: 4-10 40.0% Game: 9-30 30.0%
FT % 1st Half: 3-5 60.0% 2nd half: 6-10 60.0% Game: 9-15 60.0%

Kentucky 96 • 21-9, 10-7

Table with columns: #, Player, FG-FGA, 3-Ptr, FT-FTA, Rebounds, PF, TP, A, TO, Blk, Stl, Min. Includes team totals and half-by-half statistics.

FG % 1st Half: 16-35 45.7% 2nd half: 15-27 55.6% Game: 31-62 50.0%
3FG % 1st Half: 0-4 0.0% 2nd half: 6-10 60.0% Game: 8-18 44.4%
FT % 1st Half: 16-19 84.2% 2nd half: 10-16 62.5% Game: 26-35 74.3%

Officials: Pat Adams, Mike Eades, Karl Hess
Technical fouls: Ole Miss-Furmanavicius,Justas; Hymon,Marcanvis 2.
Kentucky-Gabriel, Wenyen; Richards, Nick.
Attendance: 22108

Score by periods table showing 1st, 2nd, and Total scores for Ole Miss and Kentucky.

Points in Paint, Off T/O, 2nd Chance, Fast Break, Bench statistics for Ole Miss and Kentucky.

Last FG - OM 2nd-00:11, UK 2nd-01:26.
Largest lead - OM by 2 1st-18:51, UK by 20 2nd-00:47.
OM led for 01:12. UK led for 36:56. Game was tied for 01:52.

Score tied - 2 times.
Lead changed - 7 times.



Official Basketball Box Score -- Game Totals -- Final Statistics
Ole Miss vs South Carolina
3/7/18 8:18 PM CT at Scottrade Center, St. Louis, MO



Ole Miss 84 • 12-20; 5-13 SEC

Table with columns: #, Player, FG-FGA, 3-Ptr, FT-FTA, Rebounds, PF, TP, A, TO, Blk, Stl, Min. Includes team totals and half-by-half statistics.

FG % 1st Half: 14-33 42.4% 2nd half: 15-39 38.5% Game: 29-72 40.3%
3FG % 1st Half: 4-13 30.8% 2nd half: 7-18 38.9% Game: 11-31 35.5%
FT % 1st Half: 4-5 80.0% 2nd half: 11-16 68.8% Game: 15-21 71.4%

South Carolina 85 • 17-15; 7-11 SEC

Table with columns: #, Player, FG-FGA, 3-Ptr, FT-FTA, Rebounds, PF, TP, A, TO, Blk, Stl, Min. Includes team totals and half-by-half statistics.

FG % 1st Half: 14-30 46.7% 2nd half: 13-28 46.4% Game: 27-58 46.6%
3FG % 1st Half: 4-8 50.0% 2nd half: 8-13 61.5% Game: 12-21 57.1%
FT % 1st Half: 6-10 60.0% 2nd half: 13-24 54.2% Game: 19-34 55.9%

Officials: Tony Greene, Tony Henderson, Todd Austin
Technical fouls: Ole Miss-None, South Carolina-None.
Attendance: 8190

Score by periods table showing 1st, 2nd, and Total scores for Ole Miss and South Carolina.

Points in Paint, Off T/O, 2nd Chance, Fast Break, Bench statistics for Ole Miss and South Carolina.

Last FG - OM 2nd-00:01, SC 2nd-01:04.
Largest lead - OM by 5 1st-19:17, SC by 9 1st-03:23.
OM led for 08:00. SC led for 29:26. Game was tied for 02:22.

Score tied - 4 times.
Lead changed - 5 times.

SOUTHEASTERN CONFERENCE REVIEW

2017-18 SEC FINAL STANDINGS

	SEC	Pct.	Home	Away	All	Pct.	Home	Away	Neutral	Postseason
Auburn^	13-5	.722	8-1	5-4	26-8	.765	15-1	7-4	4-3	NCAA
Tennessee^	13-5	.722	8-1	5-4	26-9	.743	13-2	8-4	5-3	NCAA
Florida	11-7	.611	6-3	5-4	21-13	.618	12-5	5-4	4-4	NCAA
Kentucky%	10-8	.556	7-2	3-6	26-11	.703	16-2	4-6	6-3	NCAA
Arkansas	10-8	.556	7-2	3-6	23-12	.657	15-2	3-7	5-3	NCAA
Missouri	10-8	.556	6-3	4-5	20-13	.606	13-3	5-6	2-4	NCAA
Mississippi State	9-9	.500	7-2	2-7	25-12	.676	19-2	4-8	2-2	NIT
Texas A&M	9-9	.500	6-3	3-6	22-13	.629	13-3	4-7	5-3	NCAA
Alabama	8-10	.444	6-3	2-7	20-16	.556	12-5	2-8	6-2	NCAA
LSU	8-10	.444	6-3	2-7	18-15	.545	14-4	3-8	1-3	NIT
South Carolina	7-11	.389	5-4	2-7	17-16	.515	10-5	4-8	3-3	
Georgia	7-11	.389	5-4	2-7	18-15	.545	11-4	4-9	3-2	
Vanderbilt	6-12	.333	5-4	1-8	12-20	.375	11-7	1-10	0-3	
Ole Miss	5-13	.278	4-5	1-8	12-20	.375	10-8	1-10	1-2	

^ - SEC Co-Champion; % - SEC Tournament Champion

SEC TOURNAMENT

Scottrade Center
St. Louis, Mo.

First Round • March 7

(12) Georgia 78, (13) Vanderbilt 62
(11) South Carolina 85, (14) Ole Miss 84

Second Round • March 8

(9) Alabama 71, (8) Texas A&M 70
(12) Georgia 62, (5) Missouri 60
(7) Mississippi State 80, (10) LSU 77
(6) Arkansas 69, (11) South Carolina 64

Quarterfinals • March 9

(9) Alabama 81, (1) Auburn 63
(4) Kentucky 62, (12) Georgia 49
(2) Tennessee 62, (7) Mississippi State 59
(6) Arkansas 80, (3) Florida 72

Semifinals • March 10

(4) Kentucky 86, (9) Alabama 63
(2) Tennessee 84, (6) Arkansas 66

Championship • March 11

(4) Kentucky 77, (2) Tennessee 72

COACHES

First Team

Jaylen Barford
Chris Chiozza
Yante Maten
Kevin Knox
Kassius Robertson
Chris Silva
Grant Williams
Tyler Davis

Second Team

Collin Sexton
Daryl Macon
Bryce Brown
Jared Harper
Shai Gilgeous-Alexander
Quinnndary Weatherspoon
Admiral Schofield
Jeff Roberson

All-Freshman Team

Collin Sexton
Daniel Gafford
Shai Gilgeous-Alexander
Kevin Knox
Tremont Waters
Nick Weatherspoon
Jontay Porter
TJ Starks

All-Defensive Team

Donta Hall
Anfernee McLemore
Chris Chiozza
Chris Silva
Robert Williams

Arkansas
Florida
Georgia
Kentucky
Missouri
South Carolina
Tennessee
Texas A&M

Alabama
Arkansas
Auburn
Auburn
Kentucky
Mississippi State
Tennessee
Vanderbilt

Alabama
Arkansas
Kentucky
Kentucky
LSU
Mississippi State
Missouri
Texas A&M

Alabama
Auburn
Florida
South Carolina
Texas A&M

Coach of the Year: Rick Barnes, Tennessee
Player of the Year: Grant Williams, Tennessee
Co-Freshmen of the Year: Collin Sexton, Alabama; Kevin Knox, Kentucky
Scholar-Athlete of the Year: Juwan Parker, Georgia
Co-Sixth-Man of the Year: Jontay Porter, Missouri; Lamonte Turner, Tennessee
Co-Defensive Player of the Year: Chris Silva, South Carolina;
Robert Williams, Texas A&M

ALL-SEC

ASSOCIATED PRESS

First Team

u-Bryce Brown Auburn
Daryl Macon Arkansas
u-Yante Maten Georgia
Collin Sexton Alabama
u-Grant Williams Tennessee

Second Team

Jaylen Barford Arkansas
Chris Chiozza Florida
Jared Harper Auburn
Mustapha Heron Auburn
Kassius Robertson Missouri

Player of the Year: Yante Maten, Georgia
Coach of the Year: Rick Barnes, Tennessee
Freshman of the Year: Collin Sexton, Alabama

OLE MISS BASKETBALL HISTORICAL TIMELINE

January 28, 1909

Ole Miss plays its first organized basketball game, but the celebration is cut short by a 12-11 loss to the Memphis Physicians. Legend has it that Ole Miss led 7-6 at the half, but lost out in the second half when "with the wind at their backs, the Physicians overcame our half-time lead for a narrow victory." The game was reportedly played outdoors on a court located behind the Lyceum on the Oxford campus.

February 17, 1909

Ole Miss decides to save the best for last as the team records its first ever victory the last game of the season with a 28-11 win over Mississippi College. Ole Miss finishes the 1909 season 1-4.

1922

One year after the organization's formation, Ole Miss joins the Southern Conference.

January 27, 1925

With a 35-17 victory over Centenary, Ole Miss collects its 100th victory in the program's history.

May 1, 1926

A 38-23 loss to North Carolina in the championship game of the Southern Conference Tournament ends a win streak for Ole Miss, as the team rolled out a 12-game overall and nine-game away/neutral win streak. The 12-game streak, which started Jan. 16, 1926, with a road victory over rival LSU, remained the longest in school history until the 2007-08 squad put together 13 straight wins.

February 28, 1928

After rattling off victories over N.C. State, LSU and Kentucky, a 31-30 win over Auburn made Ole Miss Southern Conference Tournament Champions. (see story inset) Coach Homer Hazel's Mississippians finished the 1928 season 10-9.

December 8-9, 1932

At the annual Southern Conference meeting in Knoxville, Tenn., Ole Miss along with the other 12 schools west and south of the Appalachian Mountains reorganized to form the Southeastern Conference. Ten of those charter members (Alabama, Auburn, Florida, Georgia, Kentucky, LSU, Ole Miss, Mississippi State, Tennessee and Vanderbilt) still remain as members of the SEC.

January 10, 1936

In the first game of the 1936 season, Ole Miss reached its 200th win in the program's history with a 41-40



1928 Southern Conference Tournament Champions

TEAM OF DESTINY WINS IT - GREAT RALLY TURNS TIDE

By Morgan Blake
(originally published in the 1928 Ole Miss Yearbook)

Ole Miss, the Team of Destiny, is champion of the South in basketball. A fighting clan that refused to surrender when the clouds were blackest today is king of the great indoor game.

It was an amazing and courageous comeback that won the title for Ole Miss after Auburn had taken a twelve-point lead in the second half and seemed as sure of winning as anything in this uncertain world can be.

The score at one stage of the second half was, Auburn 25, Ole Miss 13. The thousand or more Auburn students and alumni in the auditorium were in the seventh heaven of delight. They smelled the bacon frying and they knew the feast was for them. The Tigers had been outplaying their enemies all the way through and were marching on to glory and fame. Some of the spectators were yawning a bit. Many were a bit sorry for Ole Miss and hoped they would make just a few more points so as not to be humiliated.

And then - Captain Robert M. Lee, the long, lanky leader of the Mississippians, rallied his clan for a final desperate drive. It was the last charge of the old guard. Up the slope they came, snarling, growling, fighting their way through all obstacles. The Tigers, surprised by the sudden fury of a team that had been so docile, wavered before the charge. Doggedly they fought back, but the storm engulfed them. The Team of Destiny was on its way. Two points, two points, two points! With monotonous regularity Ole Miss was sinking them. Now they are just two points behind. Now they are even. Now they are two points ahead. And it's a minute and three-quarters to play. Captain Lee fouls, and Auburn shoots a free throw. Now it's Ole Miss, 31; Auburn, 30.

The seconds were about gone. Down the floor comes Auburn with the last spring left in the Tiger. A desperate try for a goal that goes wild. The pistol cracks. The game is over. The Team of Destiny had won by one little point, which, however, was as big as Stone Mountain so far as the effectiveness of it was concerned.

The grim gods of fate who had given Auburn one-point victories over Clemson and Georgia Tech in the early games of the tournament deserted the Tigers in the big crisis, and smiled upon the opposition. The grim gods often do things like that.


squeaker over Memphis Coca-Cola. Forward George Clay led the attack for Ole Miss with 13 points.

May 5, 1938


A 58-47 loss to Georgia Tech in the SEC Tournament Championship Game ends a nine-game overall SEC win streak by the Rebels that started Feb. 5, 1938, with a 45-44 win over in-state rival Mississippi State.

1937-38


Bonnie Graham leads the SEC in scoring with his 17.4 average, the first player to ever average more than 17 a game in the SEC. In the conference tournament, he scores 71 points and a single-game high of 27. Graham also becomes Ole Miss' first basketball All-America selection.



A star left-handed pitcher, Joe Gibbon was on a baseball scholarship at Ole Miss and had to ask hoops coach Country Graham for permission to report for basketball. Lucky for the Rebels, Coach Graham agreed, and Gibbon put together a remarkable season in 1957 when he finished second in the nation in scoring with 30.1 points per game. The talented athlete went on to enjoy a 13-year Major League Baseball career.



B.L. "Country" Graham, who was the first All-American basketball player in school history, also stands as the second all-time winningest coach in program annals with 144 wins from 1950-62. In the picture above, he runs through plays with pupil and future Ole Miss head coach Cob Jarvis.



He played just one season before turning pro, but in 1970-71 Johnny Neumann put up numbers that may never again be reached by a Rebel, or any other Southeastern Conference player. Neumann led the nation with a 40.1 scoring average, by far a school record and behind only Pete Maravich's three legendary seasons in the league record books. Neumann still owns five of the top six single-game scoring marks in school history. Despite also being an Academic All-American, he left school after his sophomore season to join the Memphis Tams of the ABA, and enjoyed a seven-year career in the ABA and NBA.

February 26, 1945

Ole Miss achieves its 300th win in the last regular-season game of the year with a 76-24 stomping of Arkansas State. Three Rebels hit double-digit scoring that night with M.C. McMullen collecting 20, Doug Krell posting 13 and Bob McCain with 12.

December 10, 1953

A new record is set for the Rebels as the team reaches the most points scored by Ole Miss in a single game with a 118-82 win over Union. Cob Jarvis leads the way with 37 points on 13 field goals and 11 free throws. Denver Brackeen follows close behind with 31 points.

January 17, 1955

With former Rebel B.L. "Country" Graham as head coach, Ole Miss records its 400th win in program history by beating Vanderbilt 77-63.

1954-55

While being chosen as UPI's SEC Player of the Year and AP's SEC Most Valuable Player, center Denver Brackeen becomes the program's second player selected to All-America honors. His 27.2 scoring average leads the league.

1956-57

After becoming only the second player in SEC history to average more than 30 points, forward Joe Gibbon is named to multiple All-America teams.

February 22, 1958

Coach Graham once again makes Ole Miss history as he collects his 100th win as head coach, making him the first Ole Miss coach to reach the century mark. The Rebels helped accomplish this with an 83-68 victory over Tulane.

1963-64

A star on the court and on the baseball diamond, guard Don Kessinger is named an All-American after setting 18 Ole Miss basketball records.

January 30, 1965

After edging out Tulane with a 62-60 win in Oxford, Ole Miss reaches the 500-win mark for the program's history. Two Rebels had double-doubles with Fred Stanley collecting 21 points and 12 rebounds and Jim Robbins posting 13 points and 10 rebounds. Jack Steinhart and James Bobe also greatly contributed with 17 rebounds and 11 points, respectively.

February 21, 1966

Ole Miss basketball gets a new home in the Rebel Coliseum, later to be named after then-Athletics Director C.M. "Tad" Smith. However, Kentucky spoils the inaugural game by defeating the Rebels 108-65.

1970-71

Forward Johnny Neumann earns All-America honors in his first and only season as a Rebel, setting numerous school records along the way.

December 7, 1974


The program collects its 600th victory by defeating Texas in Oxford 82-74. Four Rebels scored in double digits with Bob Mahoney pacing the team with 21 points. Herb Wright followed with 18 points while Dave Shepard had 15 and Walter Actwood 13.

1978-79

After leading the SEC in scoring with 26.3 points per game, forward John Stroud receives All-America honorable mention plaudits.



Known among Rebel circles as "Mr. Clutch," Carlos Clark finished his impressive Ole Miss career having buried four game-winning shots at the buzzer, including a 15-footer on March 6, 1980, that gave Ole Miss its first postseason win, 76-74, over Grambling in the NIT Clark's freshman season. He went on to be drafted by the Boston Celtics, and helped them to the 1984 NBA Championship.



Bob Weltlich is carried off the court by his Rebel players after the 1981 SEC Tournament Championship victory over Dominique Wilkins and the Georgia Bulldogs.

March 6, 1980

Ole Miss earns its first postseason tournament victory after getting by Grambling 76-74 at Tad Smith Coliseum. The road to the NIT championship had to end, though, when Minnesota proved to be too much and defeated the Rebels 58-56.

1979-80

Earning the highest career point total in Ole Miss history and still the third-most in league annals with 2,328 points, John Stroud is selected to All-America honors for the second straight season.

March 7, 1981

The underdog Rebels, who finished sixth in the league in the regular season, defeated Tennessee and Vanderbilt before earning the title with a 66-62 upset of Georgia in the finals of the 1981 SEC Tournament, propelling Ole Miss to its NCAA Tournament debut.

March 13, 1981

The Rebels play in their first NCAA Tournament and barely miss a second-round showing with a narrow 69-66 defeat to perennial power Kansas in Wichita.

December 18, 1982

Ole Miss posts the 700th win in program history with a 67-60 victory over Central Arkansas in Oxford. The Rebels sealed the victory behind Carlos Clark and Roger Steig's 16 points apiece.

1981-82

Forward Carlos Clark is named AP All-America honorable mention following a junior year in which he scored 21.1 points per game and helped Ole Miss to an 18-12 record and NIT appearance. Between his junior and senior seasons, Clark had a streak of 37 straight games in which he posted double-figure point totals.

1987-88

Becoming the first player in Ole Miss history to record 500 points, 100 rebounds and 100 assists, guard Rod Barnes is named to an honorable mention All-American and finished third in the coaches' balloting for SEC Player of the Year.

March 4, 1989

Ole Miss defeats LSU 113-112 in overtime in perhaps the greatest one-on-one duel in Southeastern Conference history. LSU's Chris Jackson tallied 55 points, while the Rebels' Gerald Glass hit for 53. The 108 combined points is the most by two players in an SEC game. More importantly, Glass led Ole Miss to victory in dramatic fashion. With seven minutes left in overtime, Glass had 47 points, but had missed seven straight shots while going scoreless for the final four minutes of regulation and the first three minutes of overtime. LSU led 110-107, and Glass had been pestered by four different Tiger defenders to make him exhausted. But with a final surge, Glass tipped in a rebound to narrow the margin to one point, hit a 3-pointer to tie the score and drained the free throw with nine seconds left that gave Ole Miss the victory in the regular-season finale.

1988-89

In his first season as a Rebel, forward Gerald Glass is named an honorable mention All-American.



"World Class" Gerald Glass was a household name and a fan favorite during his two standout seasons with Ole Miss. He was thought by many to be the top college player in the nation his senior season, when he earned his second straight All-America honorable mention accolade. Glass was taken in the first round of the 1990 NBA Draft and played for Minnesota, Detroit, New Jersey and Charlotte during his pro career.



Ansu Sesay cuts down the nets following the Rebels' 74-68 win over LSU that propelled them to the 1997 SEC Western Division title. It was the first of four SEC West titles for Ole Miss. Sesay was part of back-to-back titles, celebrating the 1998 crown in his All-American senior season.

March 9, 1990

Ole Miss marks its 800th program victory with a 65-62 win over Vanderbilt during the SEC Tournament. Gerald Glass and Tim Jumper help the Rebels edge by the Commodores with their 15-point performances. Patrick Eddie played his part by recording a double-double with 14 points and 10 rebounds.

1989-90

After finishing his two-year career at Ole Miss with 1,564 points, Gerald Glass receives his second All-America honorable mention accolade.

June 27, 1990

Gerald Glass becomes the first Ole Miss player to be selected in the first round of the NBA Draft. He went 20th overall to the Minnesota Timberwolves.

January 11, 1997

Ole Miss upends No. 3-ranked and defending national champion Kentucky 73-69. The upset snapped the Wildcats' 14-game win streak and propelled the Rebels to their first top-25 ranking in school history, jumping to No. 20 in the AP poll. That season began an unprecedented Rebel run of six straight postseason appearances and back-to-back SEC Western Division championships.

February 26, 1997

Coach Rob Evans leads the Rebels to win their first SEC Western Division title after defeating LSU 74-68 in the last home game of the regular season.

February 11, 1998

Ole Miss hits 900 victories with an 87-76 win over Vanderbilt. All-Americans Keith Carter and Ansu Sesay push the Rebels to the victory. Carter collected 17 points, three assists and three rebounds, while Sesay posted 14 points, including a 2-for-2 night from behind the arc, and 12 rebounds.

February 28, 1998

The program gets its second straight SEC Western Division title after recording a 74-67 win versus Auburn in the regular-season finale. Ole Miss went on to receive a No. 4 seed in the NCAA Tournament, but a little-known team from Valparaiso spoils the Rebels' postseason plans.

December 29, 1998

Ole Miss claims its largest margin of victory in a single game with a 111-50 win over Prairie View. The game also marked the third time that season that Ole Miss broke triple digits in scoring.

1997-98

One of two Rebels to ever record 1,000 points, 600 rebounds and 200 assists, forward Ansu Sesay is named a consensus All-American, as well as receiving SEC Player of the Year honors. "We Say Sesay" becomes a familiar chant among Rebel fans, and Sesay does his part by scoring in double figures for the final 53 games of his career.

March 12, 1999

After losing a heartbreaker at the buzzer to Valparaiso just the season before in the opening round of the NCAA Tournament, the Rebels record their first NCAA Tournament win by defeating Villanova 72-70. Ole Miss did not make it to the Sweet 16 because Michigan State defeated the Red and Blue 74-66 in the second round.

January 13, 1999

Homecourt advantage was an understatement for the Rebels in the late 1990s. From Jan. 11, 1997 to this date Ole Miss went on a 29-home game winning streak. However, all good things must come to an end, and Auburn ended the Rebels' streak with a 74-59 win.

1998-99

Finishing atop the Ole Miss three-pointers chart with 249 for his career, guard Keith Carter is named an hon-


orable mention All-American.

March 3, 2001

After crushing Alabama 105-71, Ole Miss earns its third SEC Western Division title. Jason Holmes tallies a game-high 26 points on the night after going 7-of-13 shooting, including 5-of-9 from three-point range. Jason Flanigan contributes 17 points with 10 of those coming from the free throw line.

March 18, 2001

It took the smallest Rebel of all time to hit the biggest shot in Ole Miss hoops history. Coming off only their second NCAA Tournament win ever, the Rebels found themselves trailing Notre Dame by one point with a minute remaining in the second round of the 2001 Big Dance. With the shot clock running down and 48 seconds left, 5-foot-5 Jason Harrison drilled a deep three from the top of the arc to hand Ole Miss a two-point advantage that it would not relinquish en route to a 59-56 victory. One of the more memorable moments of the 2001 tourney, Harrison's trey propelled Ole Miss to the program's first Sweet 16 appearance and highlighted the finest season in school history, as the Rebels finished No. 9 in the nation with a 27-8 mark and a third SEC Western Division title in five years.




Jason Harrison drained several big shots during his career, but none more significant than the deep trey that found the bottom of the net in the waning moments of the 2001 NCAA Tournament second-round game vs. Notre Dame. The bucket propelled Ole Miss to a 59-56 win and its first trip to the Sweet Sixteen.

CHAMPIONSHIP TEAMS



1928 Southern Conference Tournament

Front Row (L to R): Ary Phillips, Dewitt Laird, Robert M. "Lila" Lee (Captain), James Ogden, unidentified
 Back Row (L to R): Homer Hazel (Head Coach), Andral "Doc" Dugger, Robert A. "Parson" Shelby, Cary Phillips



1981 SEC Tournament

Front Row (L to R): Mickey Thames (Asst. Strength Coach), Tim Garl (Asst. Trainer), Lee Bethea (Student Trainer), Cecil Dowell, Brad Pierce, Chris Barrett, James Green, Ken Coghlan, Carlos Clark, Sean Tuohy, Jim Sledge (Manager), Carroll Kirkpatrick (Manager), Blake Barnes (Equipment Manager)
 Back Row (L to R): Warner Alford (Athletics Director), Mike Hanks (Asst. Coach), John Prince (Asst. Coach), Steve Allen, Curtis McAlister, Rob Drum, Tim Thomas, Bob Weltlich (Head Coach), Lane Shoup, Roger Stieg, Norman Miller, Elston Turner, Eddie Oran (Asst. Coach), Ron Reed (Asst. Coach)



1997 SEC Western Division

Front Row (L to R): Anthony Boone, Ansu Sesay, Oliver Morton, Johnnie Rogers, Anthony Burks, Jon Cantrell, Jason Smith.
 Middle Row (L to R): Corwin Curtis (Manager), Michael White, Joezon Darby, Michael Boone, Keith Carter, Chris Oney, Hunter Carpenter, Brian Russell (Coliseum Manager)
 Back Row (L to R): Josh Hardin (Student Trainer), Jeffrey Moore (Trainer), Russ Pennell (Asst. Coach), Rob Evans (Head Coach), Rod Barnes (Asst. Coach), Dan O'Dowd (Asst. Coach), Jamie Capers (Manager), Scott Aldridge (Manager)

2000-01

Forward Rahim Lockhart, whose 13.0 points and 8.1 rebounds per game helped Ole Miss to such great success in 2001, is named an All-America selection.

December 1, 2001

On December 19, 1995, Ole Miss beat Southern Miss 113-107 in two overtimes, starting a 44-game non-SEC homecourt win streak that ended with a 71-70 loss to George Mason. During this time, the streak was the second longest in the nation.

December 28, 2002

Ole Miss collects its 1,000th win in program history by rolling over Arkansas-Pine Bluff 71-38 at Tad Smith Coliseum. Justin Reed leads the Rebels by posting a double-double of 15 points and 11 rebounds.

February 10, 2007

Rebel fans pack Tad Smith Coliseum, as a record "Tad Pad" crowd of 9,452 watches Ole Miss upset No. 18 Alabama 75-69. Clarence Sanders scores 11 of the Rebels' last 12 points to cap a comeback on the Crimson Tide.

March 3, 2007

Ole Miss clinches its fourth SEC Western Division championship and first since 2001 with a thrilling victory over Auburn in the regular-season finale. With both teams playing for the crown, the Rebels force consecutive turnovers to outscore the Tigers 9-2 over the final 40 seconds. With the game tied, Bam Doyne hits all four of his free throw attempts over the last 3.8 ticks to secure the 83-79 win. The Rebels' four SEC West titles from 1997-2007 is the most of any division rival over that span.

March 11, 2007

After a four-year drought, the Ole Miss basketball team returns to postseason play, as the Rebels receive a bid to the NIT. Ole Miss enters postseason play for the 13th time in the program's history and the first time since earning an NCAA Tournament berth in 2002.

December 24, 2007

Ole Miss receives recognition for its school-record best start of 11-0 (which climbed to 13-0 before the first loss) and an upset of No. 15 Clemson as the Rebels are ranked No. 22 and No. 24 in the Associated Press and ESPN/USA Today Polls, respectively.

January 2, 2008

At 13-0, Ole Miss set a new mark for the best start in school history, besting the 1936-37 and 2000-01 teams that reeled off 11 straight wins to open their seasons.

With the 86-50 win over Alabama A&M, Ole Miss also broke the school record for most consecutive wins after the previous record had stood for more than 80 years.

January 28, 2008

Ole Miss announces plans for a 51,000-square-foot basketball practice facility that promises to greatly enhance the Rebel hoops program in many ways.

April 1, 2008

Ole Miss makes an impressive run en route to the NIT semifinals played in New York City at historic Madison Square Garden. It's the first time in school history that Ole Miss made it to the Garden. However, the dream of reaching the NIT final is short-lived in an 81-69 defeat to eventual champion Ohio State.

February 21, 2009

Ole Miss celebrates the First 100 Years of its basketball program with a weekend of festivities, culminating in a 69-47 rout of the Georgia Bulldogs at Tad Smith Coliseum.

January 2010

The majestic \$13 million Basketball Practice Facility opens for daily use by the men's and women's programs. It includes state-of-the-art areas for training and practice, as well as luxurious locker rooms, team lounges and coaches offices.

March 6, 2010

Chris Warren leads a big second-half comeback to spur the Rebels to a 68-66 win at Arkansas and claim a share of their fifth SEC Western Division title.

March 30, 2010

With wins over Troy, Memphis and a double-OT thriller against Texas Tech, Ole Miss reaches the NIT Final Four for the second time in three years. Trailing by just one point with 36 seconds left, the Rebels cannot edge out eventual champion Dayton, falling 68-63 at Madison Square Garden.

August 9, 2011

Ole Miss announces the monumental Forward Together capital campaign, which seeks to raise \$150 million for a new basketball arena and improvements to existing football and other athletics facilities.

February 23, 2013

Andy Kennedy sets the Ole Miss career wins record with his 145th win as Rebel head coach as Ole Miss rolled over Auburn 88-55 at Tad Smith Coliseum.


CHAMPIONSHIP TEAMS



1998 SEC Western Division

Front Row (L to R): Jon Cantrell, Michael Boone, Keith Carter, Joezon Darby, Michael White, Jason Flanigan, Hunter Carpenter, Chris Oney, Jason Smith, Anthony Boone

Back Row (L to R): Russ Pennell (Asst. Coach), Dan O'Dowd (Asst. Coach), Rod Barnes (Asst. Coach), Rob Evans (Head Coach), Ansu Sesay, John Engstrom, Johnnie Rogers, Rahim Lockhart, Brian Russell (Equipment Manager), Scott Lewis (Manager), Kris Brasher (Student Trainer), Derrick Wrobel (Manager), Scott Aldridge (Manager), Jeffrey Moore (Trainer), Jamie Capers (Manager)



2001 SEC Western Division

Front Row (L to R): Justin Reed, Derrick Allen, Aaron Harper, Carey Crain, Jason Flanigan, John Pilger, Jason Harrison, David Sanders, Emmanuel Wade, Josh Hayes, Jason Holmes, Richard Kirkin

Back Row (L to R): Dustin Harris (Manager), Brandon Martin (Student Trainer), Ron Wilson (Manager), Seth Walker (Manager), Wayne Brent (Asst. Coach), Marc Dukes (Asst. Coach), Eric Bozeman (Asst. Coach), John Gunn, Rahim Lockhart, John Engstrom, Rod Barnes (Head Coach), Grant Pate (Admin. Asst.), Lemuel Jones (Grad. Admin. Aide), Jeffrey Moore (Trainer), Mike Vinson (Asst. Strength & Conditioning Coach), Brandon Beckett (Asst. Strength & Conditioning Coach), Amasico Rainer (Manager)




2007 SEC Western Division

Front Row (L to R): Brian Smith, Rodney Jones, Clarence Sanders, Bam Doyne, Todd Abernethy, Justin Cerasoli, Patrick Spach, Kiah Brown

Back Row (L to R): Will Poole, Kenny Williams, Andy Ogide, Xavier Hansbro, Dwayne Curtis, Jermy Parnell, Trey Hampton, Brandon Patterson, David Huertas

CHAMPIONSHIP TEAMS



2010 SEC Western Division

Front Row (L to R): Michael Halford, Nick Williams, Terrico White, Chris Warren, Will Bogan, Trevor Gaskins, Logan Nutt
 Back Row (L to R): Murphy Holloway, DeAngelo Riley, Kevin Cantinol, DeAundre Cranston, Reginald Buckner, Terrance Henry, Zach Graham, Eniel Polynice



2013 SEC Tournament

From left to right: (back row) Terry Brutus, Will Norman, Anthony Perez, Reginald Buckner, Murphy Holloway, Jason Carter, Demarco Cox, Aaron Jones; (front) Cade Peeper, Nick Williams, Martavious Newby, Derrick Millinghaus, LaDarius White, Jarvis Summers, Marshall Henderson



Players and coaches celebrate after knocking off the Florida Gators 66-63 to win the 2013 SEC Tournament Championship in Nashville and earn the Rebels' first NCAA Tournament bid under head coach Andy Kennedy.

March 17, 2013

Murphy Holloway scored 23 points and Marshall Henderson had 21 as Ole Miss knocked off Florida 66-63 in Nashville, Tenn., and won its first SEC Tournament title since 1981. The victory gave the Rebels their first NCAA tournament berth since 2002.

March 24, 2013

Marshall Henderson set the SEC record with his 138th made 3-pointer and broke the NCAA record with his 394th attempt.

February 27, 2014

Marshall Henderson set the SEC record with a 3-pointer in his 61st consecutive game, breaking Arkansas guard Pat Bradley's previous league mark of 60. Henderson finished his career with a 3-pointer in all 66 games.

March 17, 2015

Stefan Moody scored a team-high 26 points, as Ole Miss overcame a 17-point halftime deficit to knock off BYU 94-90 in the opening round of the NCAA Tournament in Dayton. The combined 184 points made it the highest scoring game of that year's tournament.

January 7, 2016

In their first home game of the 2019 calendar year, the Rebels opened up The Pavilion at Ole Miss in style with a 74-66 win over Alabama. Ole Miss protected its new floor by winning seven of the final nine home games of the season.

March 21, 2017

After helping Ole Miss knock off Monmouth and Syracuse on the road to secure a spot in the NIT Quarterfinals, Sebastian Saiz grabbed 15 boards in his final game as a Rebel to become just the seventh player in SEC history with 1,000 points, 1,000 rebounds and 100 blocked shots.

March 15, 2018

Kermit Davis is hired as the 22nd head coach in Ole Miss Basketball history. After spending 16 seasons building Middle Tennessee into a mid-major powerhouse, the Mississippi native returned to his home state to lead the Rebels.

OLE MISS BASKETBALL ALL-CENTURY TEAM

Highlighting the season-long celebration of the "First 100 Years of Ole Miss Basketball" in 2008-09, Ole Miss athletics officials proudly announced on Feb. 12, 2009, the C Spire All-Century Team. The honorees were publically recognized during halftime of the Feb. 21 home game vs. Georgia.

The All-Century Team was selected following a vote of fans on OleMissSports.com and a committee of officials from the athletics department and the M-Club Alumni Chapter. The fans' top 10 choices automatically qualified, and the remaining spots were chosen by the committee. The ballot included any Rebel that earned All-SEC honors or scored 1,000 or more points in his career, excluding current players, for a total of 41 nominees. Fans also had the opportunity to email write-in votes.

The All-Century Team was not divided by position or first, second or third team, as all 19 players hold the same rank on the squad.

The team includes all 13 Rebels that earned All-America honors in their career and the top nine scorers in school history at the time. The list also contains three Associated Press SEC Players of the Years (Denver Brackeen, 1955; Johnny Neumann, 1971; Ansu Sesay, 1998). While honored for their performances as players, the All-Century Team coincidentally includes three of the four winningest coaches in school history (B.L. "Country" Graham, 145 wins; Rod Barnes, 141; Cob Jarvis, 87).



B.L. "Country" Graham (F, 1936-38)

Denver Brackeen (C, 1954-55)

Cob Jarvis (F/G, 1952-54)

Joe Gibbon (F, 1954-57)

Jack Waters (F/G, 1959-61)

Don Kessinger (G, 1962-64)

Johnny Neumann (F, 1971)

Coolidge Ball (F, 1972-74)

John Stroud (F, 1977-80)

Elston Turner (F/G, 1978-81)

Sean Tuohy (G, 1979-82)

Carlos Clark (G/F, 1980-83)

Rod Barnes (G, 1985-88)

Gerald Glass (F, 1989-90)


Joe Harvell (F, 1990-93)


Ansu Sesay (F, 1995-98)

Keith Carter (G, 1996-99)

Rahim Lockhart (F, 1998-2001)


Justin Reed (F, 2001-04)




ALL-AMERICANS

ARY PHILLIPS
Guard, 1928

An All-Southern Conference guard on the Rebel basketball team, Ary Phillips played on the hard court with his twin brother, Cary, and was named to the Southern Conference All-Tournament team in 1928 after helping the Rebels claim the title.

Following the 1928 season, Phillips was named an All-America selection by Allan Gould who was the general sports editor of the Associated Press at the time and who named two All-America teams.


B.L. "COUNTRY" GRAHAM
Center, 1938

B.L. "Country" Graham was Ole Miss' morden first basketball All-America selection. He was selected to the Helms Foundation All-America squad in 1938, his senior season. During his three letter seasons at Ole Miss, Graham set 35 Southeastern Conference scoring records and his 1,259 career points still stands as 15th on the Ole Miss career scoring chart. Most of his 1,259 points came from his patented hook shot, nicknamed "Country's Fadeaway." In his All-America season, Graham scored 575 points, an average of 17.9 points per game. Graham also earned three football letters for Ole Miss as an end. He went on to serve as head basketball coach for the Rebels from 1950-62. He was inducted into the Mississippi Sports Hall of Fame in 1963, and was named to the 1974 All-Time SEC Basketball Team by the Orlando (Fla.) Sentinel Star. Graham, who passed away in October of 2001, was a charter member of the Ole Miss Athletics Hall of Fame in 1986.


DENVER BRACKEEN
Center, 1955

Denver Brackeen was named to the Helms Foundation second team All-America squad in 1955. He was a unanimous selection to the AP, UPI, and Coaches All-SEC teams. Brackeen also received the UPI SEC Player of the Year and AP SEC Most Valuable Player awards. His shot was named best in the conference by SEC players, and he was selected to the Collier's Magazine All-South team. Brackeen led the

SEC in scoring (399 pts., SEC games only) and scoring average (27.2 ppg). Despite playing just two seasons at Ole Miss, his 1,040 career points is still 26th best in the history of the school. His 1955 scoring average of 27.2 points-per-game still stands as fourth best on the Ole Miss chart, and his 12.1 career rebounding average still stands first in Ole Miss history. Brackeen was selected in the second round of the NBA Draft by the New York Knickerbockers, where he played from 1956 to 1958. He was named one of the SEC's Living Legends at the league's 2001 tournament in Nashville, Tenn. Brackeen passed away in May 2006 at the age of 75.


JOE GIBBON
Forward, 1957

Joe Gibbon was named to the 1957 Helms Athletic Foundation first team All-America squad, the UPI second and AP honorable mention All-America teams. His 32.5 point scoring average and 455 points in SEC games led the conference. He was only the second player in SEC history to average more than 30 ppg. Gibbon was named UPI, AP and Coaches All-SEC and voted Most Valuable SEC Player by the

Atlanta Constitution players' poll. His 30.1 point average for the 1957 season is second in the Ole Miss season scoring record book and his 11.2 rpg average is second all-time. He averaged a double-double his final two seasons (22.2 ppg/10.0 rpg in 1955-56; 30.1 ppg/14.1 rpg in 1956-57). He was selected by the Boston Celtics in the 1957 NBA Draft, but as an All-SEC baseball player, Gibbon went on to play 13 seasons with four different MLB teams. He was honored as one of the SEC's "Living Legends" at the 2002 SEC Tournament in Atlanta.


DON KESSINGER
Guard, 1964

Don Kessinger was a star on the court and on the diamond. He received All-America honors in both basketball and baseball in 1964, his senior season. Kessinger was also named to All-SEC squads for both sports in 1964 and in his sophomore and junior seasons, becoming the first Ole Miss sophomore to receive All-SEC recognition. During his stint on the hardwood, Kessinger set 18 Ole Miss scoring


records. His 1,553 career points and 22.2 point scoring average still stand eighth and fourth best, respectively, in Ole Miss history. Kessinger was also the first Ole Miss player to score 500 points and average 20 ppg for three consecutive varsity seasons. After Ole Miss, Kessinger took his talents to baseball's major leagues, where he was a six-time All-Star. Following a 15-year professional baseball career, Kessinger returned to Ole Miss as the head baseball coach (1991-96). He served as the Associate Athletic Director for Internal Affairs at Ole Miss from 1996-2000 and has remained in Oxford as an agent for Kessinger Real Estate. He was honored as one of the SEC's "Living Legends" at the league's 2000 tournament in Atlanta.


JOHNNY NEUMANN
Forward, 1971

In just one season as a Rebel, Johnny Neumann left his marks in the record books that might never be touched. Neumann was named to the 1971 Helms Athletic Foundation, the United Savings and National Association of Basketball Coaches (NABC) All-America teams. He received nearly every conference honor that season, including UPI and AP SEC Player of the Year and Coaches All-SEC. Neumann also

earned NABC All-District first team distinction. Neumann holds the Ole Miss single-season scoring record with 923 points, and his name occupies the top four spots on the Rebel single-game scoring chart, with his 63-point performance against LSU topping the list. He is also first in field goals made and attempted for both a season and single game. Neumann also excelled off the court, receiving Academic All-America and SEC Honor Roll accolades. He left Ole Miss after the 1971 season to play for the ABA Memphis Tams. His professional career also included stints in Indiana, Los Angeles and Utah, while he has played or coached overseas continually since the late 1970's, most recently as a head coach in China and Japan.

HONORABLE MENTION ALL-AMERICANS



JOHN STROUD Forward, 1979-80

As a forward, John Stroud earned AP All-America third team honors in 1980. He was also selected to the John Wooden Award and Citizens Savings Athletic Foundation All-America teams, and named SEC Player of the Year by the Tuscaloosa Tip-Off Club. Stroud was an AP All-America honorable mention selection in 1979 as well. He was named All-SEC first team and NABC All-District first team in 1979 and 1980. His 2,328 career points is the highest point total in Ole Miss history, and the third most in SEC history. Stroud led the SEC in scoring in 1979 and 1980 with 26.3 and 25.2 points per game, respectively. A first-round draft pick by the Houston Rockets in 1980, he was a member of the Houston team that played Boston in the 1981 NBA Finals. He served as head coach at East Mississippi in 1988, and then moved to Millsaps in 1990, where he coached from 1991-92 until 2002-03. At the 1999 SEC Tournament in Atlanta, Stroud was honored as one of the league's "Living Legends."



ANSU SESAY Forward, 1998

Ansu Sesay was a consensus All-American in 1998. He was named to the John R. Wooden All-America team, and also earned All-America honors from Associated Press (second team), Basketball Weekly (first team) and the Basketball Times, National Association of Basketball Coaches (NABC) and United States Basketball Writers (USBWA) Association's (second team). He was a finalist for both the John R. Wooden and Oscar Robertson Player of the Year awards. Sesay led the Rebels in scoring (18.6 ppg) and rebounding (7.6 rpg). Sesay is one of two Rebels to ever record 1,000 points, 600 rebounds and 200 assists in a career. He scored in double figures in the last 53 games of his career, while leading the Rebels to two-straight SEC Western Division titles. Prior to his senior year, Sesay won a gold medal with Team USA at the World University Games in Italy. He was selected by the Dallas Mavericks in the second round of the 1998 NBA Draft. In 2001-02, he was named the NBDL Player of the Year, before returning to the league for a three-year stint with the Seattle Sonics and a season with the Golden State Warriors. He went on to enjoy a five-year career in Europe.




RAHIM LOCKHART Forward, 2001

One of the most beloved players in recent memory, Rahim Lockhart capped a tremendous collegiate career at Ole Miss with his selection to the 2001 Basketball Times All-America third team. The Mendenhall, Miss., native also earned NABC All-District 4, USBWA All-District 6, All-SEC (AP and Coaches) and SEC All-Tournament Team honors his senior season. A member of the winningest senior class in Rebel history (88 wins), the 6-foot-8 forward scored 1,160 points (No. 18 on career chart) and 780 boards (No. 5). He posted 23 double-doubles in his career and is Ole Miss' all-time field goal percentage leader at 56.1 percent (474-of-845). A two-time member of the SEC Good Works Team, he played in four-straight postseasons (1998, 1999, 2001 NCAA; 2000 NIT) and led the 2000-01 Rebels to a school-record 27 victories and the program's first NCAA Tournament "Sweet Sixteen" appearance. In 2001-02, he played with the Greenville Groove of the NBDL and received All-NBDL honorable mention accolades. After working in the State of Mississippi's Attorney General's office, Lockhart joined the coaching ranks with stops at Madison Central High School, Jones County Junior College and Ole Miss.




JACK WATERS Guard/Forward, 1969 & 1971

Jack Waters was named UPI All-America honorable mention as a sophomore and senior. He scored 1,384 points in three years with the Rebels while averaging 20.4 points his senior year. He posted an 18.6 scoring average as a sophomore, ranking third in the SEC that year.




CARLOS CLARK Forward, 1982

Carlos Clark had a magnificent four-year career for the Rebels from 1980-83, including being named Associated Press All-America honorable mention following the 1981-82 campaign. That season, the Somerville, Tenn., native averaged 21.1 points in helping Ole Miss to an 18-12 record.



ROD BARNES Guard, 1988

Rod Barnes was an All-America honorable mention pick by The Sporting News following his 1987-88 senior campaign. An All-SEC first team pick by the league's coaches, he finished third in the balloting for SEC Player of the Year after averaging 19.0 points and 4.2 rebounds with 112 assists.



GERALD GLASS Forward, 1989-90

Gerald Glass received All-America honorable mention honors in his only two seasons at Ole Miss. He finished his two-year career with 1,564 points, which puts him in ninth place at Ole Miss. His 26.1 point career scoring average is second on the Ole Miss single-season chart.



KEITH CARTER Guard, 1999

Keith Carter garnered 1999 AP All-America honorable mention status and finished his career strong in 1998-99, scoring 542 points and hitting 77 three-pointers, the fourth-highest season total in Rebel history. His 1,682 career points is seventh all-time.



HONORS AND AWARDS

NATIONAL COACH OF THE YEAR

Rob Evans (College Hoops Insider)1997
Rod Barnes (Naismith-Atlanta Tipoff/Collegelnsider.com). 2001

SEC COACH OF THE YEAR—AP/COACHES

Bob Weltlich (AP/Coaches/Rupp Cup)1980
Lee Hunt (AP/Coaches*/Rupp Cup*)1983
Rob Evans (AP)1997
Rod Barnes (AP/Coaches/Rupp Cup)2001
Andy Kennedy (AP)2007
Andy Kennedy (NBCSports.com)2013
* shared

JOHN R. WOODEN AWARD/WOODEN ALL-AMERICA TEAM

John Stroud (Finalist)1980
Ansu Sesay (Finalist)1998

OSCAR ROBERTSON TROPHY

Ansu Sesay (Finalist)1998

HOWELL TROPHY

Marshall Henderson.2013
Jarvis Summers2014
Stefan Moody. 2015, 2016
Sebastian Saiz2017

NABC ALL-AMERICA

Johnny Neumann (Second Team)1971
Ansu Sesay (Second Team)1998

USBWA ALL-AMERICA

Johnny Neumann1971
Ansu Sesay (Second Team)1998


NABC ALL-DISTRICT

Cob Jarvis 1953, 1954
Denver Brackeen1955
Joe Gibbon1957
Jack Waters (Second Team) 1960, 1961
Don Kessinger (Third Team)1962
Don Kessinger (Second Team) 1963, 1964
Johnny Neumann (First Team)1971
John Stroud (First Team) 1979, 1980
Elston Turner (Second Team)1980
Elston Turner (First Team)1981
Carlos Clark (First Team) 1982, 1983
Sean Tuohy (Second Team)1982
Gerald Glass (First Team) 1989, 1990
Joe Harvell (Second Team)1992
Joe Harvell (Second Team)1993
Ansu Sesay (First Team) 1997, 1998
Keith Carter (First Team)1999
Rahim Lockhart (First Team)2001
Justin Reed (Second Team) 2002, 2003
Aaron Harper (Second Team)2003
Justin Reed (First Team)2004
Dwayne Curtis (Second Team)2006
Todd Abernethy (Second Team)2007
Dwayne Curtis (Second Team)2008
David Huertas (Second Team)2009
Chris Warren (Second Team)2011
Marshall Henderson (Second Team)2013
Stefan Moody (First Team) 2015, 2016

USBWA ALL-DISTRICT

Gerald Glass. 1989, 1990
Joe Harvell. 1990, 1991, 1992

NATIONAL COACH OF THE YEAR SELECTIONS



Rob Evans
1997



Rod Barnes
2001

SEC COACH OF THE YEAR



Bob Weltlich
1980



Lee Hunt
1983



Rob Evans
1997




Rod Barnes
2001



Andy Kennedy
2007, 2013

Ansu Sesay 1997, 1998
Keith Carter1999
Rahim Lockhart2001
Chris Warren 2010, 2011
Marshall Henderson.2013
Marshall Henderson.2014
Stefan Moody. 2015, 2016



Justin Reed is the only four-time All-SEC honoree in school history.

ALL-SEC TEAM 1933-1948*

B.L. Graham (First Team)1938
Irving Keller (First Team)1939

* From 1933-1948, the All-Tournament team served as the All-SEC team

ASSOCIATED PRESS ALL-SEC

Cob Jarvis (First Team) 1953, 1954
Denver Brackeen (Second Team)1954
Denver Brackeen (First Team) 1955
Joe Gibbon (Second Team)1956
Joe Gibbon (First Team)1957
Carlton Garner (Third Team)1958
Jack Waters (Third Team)1959
Jack Waters (First Team)1960
Ivan Richmann (Third Team)1960
Jack Waters (Third Team)1961
Don Kessinger (Second Team)1962
Don Kessinger (First Team) 1963, 1964
Mickey Williams (Honorable Mention)1966
Jerry Brawner (Honorable Mention)1967
Ken Turner (Honorable Mention)1968
Ken Turner (Third Team)1969
Ron Coleman (Second Team)1970
Johnny Neumann (First Team)1971
Coolidge Ball (Second Team) 1972, 1973
Dave Shepherd (Third Team)1975
John Billips (Third Team)1977
John Stroud (First Team) 1979, 1980
Sean Touhy (Second Team)1980
Elston Turner (Third Team)1980
Elston Turner (First Team)1981
Sean Touhy (Third Team)1981
Carlos Clark (First Team) 1982, 1983
Roger Stieg (Third Team)1983
Eric Laird (Third Team) 1984, 1985
Eric Smith (Third Team)1986
Rod Barnes (Second Team)1988
Charles Prater (Third Team)1988
Gerald Glass (First Team) 1989, 1990
Joe Harvell (Third Team)1991
Joe Harvell (First Team)1992
Joe Harvell (Second Team)1993
Ansu Sesay (First Team) 1997, 1998
Keith Carter (Second Team)1998
Keith Carter (First Team)1999
Jason Harrison (Third Team) 2000, 2001
Rahim Lockhart (Second Team)2001
Justin Reed (Third Team) 2001, 2002, 2003
Justin Reed (First Team)2004
Dwayne Curtis (Honorable Mention)2006

Clarence Sanders (Second Team)	2007
Todd Abernethy (Honorable Mention)	2007
Dwayne Curtis (Second Team)	2008
David Huertas (Second Team)	2009
Terrico White (Second Team)	2009
Chris Warren (Second Team)	2010
Chris Warren (First Team)	2011
Murphy Holloway (Honorable Mention)	2012
Marshall Henderson (Second Team)	2013
Murphy Holloway (Second Team)	2013
Marshall Henderson (Honorable Mention)	2014
Jarvis Summers (Honorable Mention)	2014
Stefan Moody (First Team)	2015, 2016
Sebastian Saiz (First Team)	2017

UPI ALL-SEC

Jack Waters (Second Team)	1959
Jack Waters (First Team)	1960, 1961
Ron Coleman (Second Team)	1970
Johnny Neumann (First Team)	1971
Coolidge Ball (Third Team)	1972, 1973, 1974
Dave Shepherd (Second Team)	1975
John Stroud (First Team)	1979, 1980
Elston Turner (Third Team)	1980
Sean Touhy (Third Team)	1980
Elston Turner (First Team)	1981
Carlos Clark (First Team)	1982, 1983
Sean Tuohy (Second Team)	1982
Eric Laird (Third Team)	1984
Eric Laird (Second Team)	1985
Eric Smith (Third Team)	1986
Rod Barnes (Third Team)	1988
Gerald Glass (First Team)	1989, 1990
Joe Harvell (Second Team)	1991

COACHES' ALL-SEC

Joe Gibbon (Second Team)	1956
Joe Gibbon (First Team)	1957
Jack Waters	1960, 1961*
Donnie Kessinger	1962, 1963, 1964*
Johnny Neumann	1971*
Coolidge Ball	1972, 1973*
John Stroud	1978, 1979, 1980*
Elston Turner	1981*
Carlos Clark	1982*
Sean Touhy	1982*
Carlos Clark	1983*
Eric Laird	1984*

Rod Barnes	1988*
Gerald Glass	1989, 1990*
Joe Harvell	1992*
Joe Harvell (Second Team)	1993
Ansu Sesay (First Team)	1997, 1998
Keith Carter (First Team)	1999
Rahim Lockhart (First Team)	2001
Justin Reed (Second Team)	2002
Justin Reed (First Team)	2004
Todd Abernethy (Second Team)	2007
Clarence Sanders (Second Team)	2007
Dwayne Curtis (Second Team)	2008
David Huertas (Second Team)	2009
Terrico White (Second Team)	2009
Chris Warren (Second Team)	2010
Chris Warren (First Team)	2011
Terrance Henry (Second Team)	2012
Marshall Henderson (Second Team)	2013
Murphy Holloway (Second Team)	2013
Marshall Henderson (Second Team)	2014
Jarvis Summers (Second Team)	2014
Stefan Moody (First Team)	2015, 2016
Sebastian Saiz (First Team)	2017

* Selections were not made on a first-team and second-team basis from 1958 to 1992

BLUE RIBBON ALL-SEC

Marshall Henderson (First Team)	2013
Murphy Holloway (First Team)	2013

SEC PLAYER OF THE YEAR

Denver Brackeen (AP/UPI)	1955
Johnny Neumann (AP/UPI)	1971
Ansu Sesay (AP/Coaches)	1998
Marshall Henderson (CBSsports.com)	2013

SEC FRESHMAN/NEWCOMER OF THE YEAR (AP/COACHES)

Justin Reed (AP/Coaches)	2001
Terrico White (AP/Coaches)	2009
Marshall Henderson (AP)	2013

SEC SIXTH MAN OF THE YEAR (COACHES)

Todd Abernethy (Coaches)	2005
------------------------------------	------

SEC ALL-DEFENSIVE TEAM (COACHES)

Reginald Buckner	2011
Reginald Buckner	2012
Reginald Buckner	2013

SEC TOURNAMENT LEADING SCORER

B.L. Graham (71 pts.)	1938
Joe Harvell (57 pts.)	1990
Marshall Henderson (71 pts.)	2013

ALL-SEC TOURNAMENT

B.L. Graham (First Team)	1938
Irving Keller (First Team)	1939
John Stroud	1979, 1980
Elston Turner	1981
Sean Tuohy	1981
Carlos Clark	1982
Gerald Glass	1990
Joe Harvell	1990
Kevin Watkins	1993
Ansu Sesay	1997
Rahim Lockhart	2001
Justin Reed	2001
Reginald Buckner	2013
Marshall Henderson	2013
Murphy Holloway	2013

SEC TOURNAMENT MVP

Marshall Henderson	2013
------------------------------	------

SEC ALL-FRESHMAN TEAM (COACHES)

Tim Jumper*	1988
Joe Harvell	1990
Dondi Flemister	1991
Anthony Boone	1995
Keith Carter	1996
Justin Reed*	2001
Todd Abernethy	2004
Trevor Gaskins	2008
Chris Warren*	2008
Terrico White*	2009
Reginald Buckner	2010


*Unanimous selection

FRESHMAN ALL-AMERICA

Joe Harvell (3rd Team Basketball Weekly)	1990
Justin Reed (3rd Team Rivals.com)	2001
Terrico White	2009

(Collegelinsider.com, 2nd Team CBSSports.com & Rivals.com, 3rd Team CollegeHoops.net)


SEC PLAYER OF THE YEAR SELECTIONS



Denver Brackeen, 1955 (AP, UPI)



Johnny Neumann, 1971 (AP, UPI)



Ansu Sesay, 1998 (AP, Coaches)



HISTORY

SEC PLAYER OF THE WEEK

Rod Barnes	Feb. 18, 1988
Joe Harvell	Feb. 24, 1992
David Johnson	Jan. 24, 1994
Ansu Sesay	Feb. 3, 1997
Ansu Sesay	March 3, 1997
Ansu Sesay	Dec. 1, 1997
Ansu Sesay	Jan. 26, 1998
Michael White	Feb. 16, 1998
Keith Carter	Jan. 25, 1999
Justin Reed	Dec. 10, 2001
Aaron Harper	Jan. 27, 2003
Justin Reed	Jan. 26, 2004
Todd Abernethy	Nov. 15, 2004
Dwayne Curtis	Jan. 9, 2006
Bam Doyne	Nov. 27, 2006
Dwayne Curtis	Dec. 17, 2007
Chris Warren	March 8, 2010
Murphy Holloway	Nov. 28, 2011
Terrance Henry	Jan. 23, 2012
Murphy Holloway	Nov. 26, 2012
Marshall Henderson	Jan. 21, 2013
Stefan Moody	Feb. 9, 2015
Stefan Moody	Feb. 23, 2015
Sebastian Saiz	Nov. 21, 2016
Terence Davis	Jan. 23, 2017

SEC FRESHMAN OF THE WEEK

Chris Warren	Dec. 3, 2007
Chris Warren	Dec. 24, 2007
Chris Warren	Feb. 11, 2008
Murphy Holloway	Dec. 29, 2008
Terrico White	Jan. 19, 2009
Terrico White	Feb. 2, 2009
Murphy Holloway	Feb. 23, 2009
Terrico White	March 9, 2009
Reginald Buckner	Dec. 21, 2009
Jarvis Summers	Dec. 5, 2011

ACADEMIC ALL-AMERICA

Johnny Neumann	1971
Dave Shepherd	1975
Jim Varner	1977

ACADEMIC ALL-DISTRICT

Anthony Boone	1996
Todd Abernethy	2006 (First Team)
Todd Abernethy	2007 (First Team)

SEC ACADEMIC HONOR ROLL

Bill White (Second Team)	1962
Mel Edmonds (First Team)	1963
Fred Stanley (Honorable Mention)	1965
Tommy Williams (Honorable Mention)	1968, 1969
Ron Coleman (First Team)	1970
Johnny Neumann (First Team)	1971
Steve Strickland (Second Team, Hon. Mention)	1972, 1973
Buddy Rawlings (Second Team)	1972
Danny Gunn (Second Team)	1972
Tom Jordan (Second Team)	1973
Dave Smith (Honorable Mention)	1973
Dave Shepherd (Second Team, First Team)	1974, 1975
Gary Yoder (Honorable Mention)	1974
Bob Mahoney (Second Team)	1975
Jim Varner (Second Team, First Team)	1976, 1977
Sean Tuohy	1979
Ken Coghlan	1984
Steve Calhoun	1986
Derek Horne	1986

Keith Kessinger	1987
Sean Murphy	1988, 1989, 1990, 1991
Bo Allen	1988
Tim Jumper	1989, 1990, 1991
David Midlick	1989, 1990, 1991
Marc Wilson	1990, 1991
Edmond Fitzgerald	1992, 1993, 1994
Juha Luhtanen	1992, 1993
Anthony Boone	1995, 1996, 1997
Hunter Carpenter	1997, 1998, 1999
Michael White	1998, 1999
John Engstrom	1999, 2000, 2001, 2002
Justin Reed	2003
Todd Abernethy	2004, 2005, 2006, 2007
Will Poole	2008
Ryan Brown	2009
Will Bogan	2009, 2010, 2011
Michael Halford	2010
Donald Williams	2011
Will Norman	2012, 2013
Terry Brutus	2013, 2015, 2016
Cade Peeper	2013
Dwight Coleby	2014, 2015
Aaron Jones	2015
Jarvis Summers	2015
LaDarius White	2015
Jake Coddington	2017
Lane Below	2018
Dominik Olejniczak	2018

** First, second and honorable mention teams were selected from 1962-77*

SEC COMMUNITY SERVICE TEAM

Rahim Lockhart	2000, 2001
Jason Harrison	2002
Derrick Allen	2003
Justin Reed	2004
Kendrick Fox	2005
Todd Abernethy	2006, 2007
Dwayne Curtis	2008
Eriel Polynice	2009
Zach Graham	2010, 2011
Nick Williams	2012, 2013
Demarco Cox	2014
Martavious Newby	2015
Tomasz Gielo	2016
Sebastian Saiz	2017
Terence Davis	2018

SEC BASKETBALL LEGENDS

John Stroud	1999
Don Kessinger	2000
Denver Brackeen	2001
Joe Gibbon	2002
Carlos Clark	2003
Gerald Glass	2004
Coolidge Ball	2005
Sean Tuohy	2006
Elston Turner	2007
Joe Harvell	2008
Keith Carter	2009
Cob Jarvis	2010
Bob Weltlich	2011
Jack Waters	2012
Rahim Lockhart	2013
Ansu Sesay	2014
B.L. Graham	2015
Johnny Neumann	2016
Jason Harrison	2017
Rob Evans	2018

SEC BUSINESS HALL OF FAME

John Stroud	2007
-------------	------

MISSISSIPPI SPORTS HALL OF FAME

Frank M. (Bruiser) Kinard	1961
B.L. (Country) Graham	1963
James E. (Buster) Poole	1964
George Barney Poole	1965
John A. (Junie) Hovious	1967
Ray S. Poole	1968
Claude M. (Tad) Smith	1969
Parker Hall	1970
Joe Gibbon	1979
Denver Brackeen	1982
Don Kessinger	1984
J.W. (Wobble) Davidson	1986
Coolidge Ball	2008
John Stroud	2009
Eddie Crawford	2012
Gerald Glass	2013

OLE MISS ATHLETICS HALL OF FAME

William Webster (Webb) Burke (Charter Member)	1986
Chester H. Curtis (Charter Member)	1986
Kirk England Haynes (Charter Member)	1986
B.L. (Country) Graham (Charter Member)	1986
Frank M. (Bruiser) Kinard (Charter Member)	1986
James E. (Buster) Poole (Charter Member)	1986
Robert I. Schwartz (Charter Member)	1986
Claude M. (Tad) Smith (Charter Member)	1986
J.W. (Wobble) Davidson	1987
Parker Hall	1987
John A. (Junie) Hovious	1987
George Barney Poole	1987
Ray S. Poole	1987
Billy Sam	1987
Charlie Denver Brackeen	1988
Edward S. (Eddie) Crawford	1988
Joe Gibbon	1988
Robert (Cob) Jarvis	1988
Don Kessinger	1989
Jack Waters	1990
Coolidge Ball	1991
Farley Salmon	1993
John Stroud	1995
John Montgomery	1997
Sean Tuohy	1998
Elston Turner	2000
Carlos Clark	2001
Gerald Glass	2002
Ary Phillips	2008
Ansu Sesay	2010
Rod Barnes	2011
Keith Carer	2012
Johnny Neumann	2015
Rahim Lockhart	2018

NOTABLE JERSEY NUMBERS

- 00 Jermeý Parnell, F 2008
- 1 Aaron Harper, G/F 2003-04
Brian Smith, G 2005
Terrance Henry, F 2009-12
Martavious Newby, G 2012-16
- 2 Reginald Buckner, F 2010-13
- 3 Will Bogan, G 2009-11
Jason Flanigan, G 1998-99
Junie Hovious, G 1940-42
John Jackson, F 1995-96
Marvin Moore, F 2004-05
Brian Smith, G 2006-08
Kevin Watkins, G 1992-93
- 4 Demarco Cox, C 2010-13
Kendrick Fox, F/G 2002-05
Gerald Glass, F 1989-90
Jason Smith, F 1996-99
- 5 Aaron Harper, G/F 2001-02
Eric Laird, G/F 1984-85
Dundrecous Nelson, G 2011-12
Ansu Sesay, F 1995-98
- 10 Todd Abernethy, G 2004-07
Cedric Brim, G 1992
LaDarius White, G 2011-14
- 11 Cedric Brim, G 1993-95
Joezon Darby, G 1996-98
Cecil Dowell, G 1980-81, 83-84
Jason Harrison, G 2000-02
Henry Jackson, G 1976-79
Londrick Nolen, F 2005-06
Sebastian Saiz, F 2014-17
Dave Shepherd, G 1974-75
- 12 Ronnie Aldy, G 1967-68
Rod Barnes, G 1985-88
Jason Harrison, G 1999
Justin Johnson, G 2002-05
David Rhodes, G 1971-73
Clarence Sanders, G 2006-07
Sean Tuohy, G 1979-82
Chris Warren, G 2008-11
- 13 Dondi Flemister, G 1991
Anthony Perez, F 2012-16
Johnnie Rogers, F 1997-98
- 14 David Johnson, G 1994-95
Larry Martindale, G 1966-68
Johnny Neumann, G/F 1971
Eniel Polynice, G 2007-10
Ray Poole, G/C 1942, 46-47
- 15 Ervin Garnes, G/F 1994-96
David Sanders, G 2001-03
- 16 Joe Gibbon, F 1954-57
Jack Marshall, F 1946-50
- 20 Walter Actwood, F 1974-77
Bam Doyne, G 2004-07
Nick Williams, G 2011-13
- 21 Fred Cox, C 1972-74
Dondi Flemister, G 1992-93
Sean Murphy, C 1988-91
Cavadas Nunnery, G 2002-05
Curtis Ritchwood, F 1985-86
Charlie Ward, F 1968
Malcolm White, F 2008-09
- 22 Ronnie Aldy, G 1966
Bill Bolton, C 1961-63
Denver Brackeen, C 1954-55
Carlos Clark, G/F 1980-83
Jason Flanigan, G 2000-01
Marshall Henderson, G 2012-14
Tom Jordan, G 1972-74
Tim Jumper, G 1988-91
Ivan Richmann, C 1958-60
Michael White, G 1996-99
- 23 Reginald Buckner 2010-13
Ron Coleman, G 1968-70
Trevor Gaskins, G 2008-11
Don Kessinger, G 1962-64
Justin Reed, F 2001-04



#4 Jason Smith slams it down for two of his 1,286 career points.

- 24 Coolidge Ball, F 1972-74
Joe Harvell, F 1990-93
Marcus Hicks, F 1999-2000
Eric Laird, G/F 1982-84
Ken Turner, F 1967-69
Bill White, F 1960-62
Terrico White, G 2009-10
- 25 Sterling Ainsworth, C 1960-62
Charlie Ward, F 1969-70
Eugene Harris, F 1976-77
LaTaryl Williams, G 1999-2000
- 27 Ken Robbins 1951-52
- 31 Joe Ayers, F 1984-87
Murphy Holloway, F 2009-13
- 32 Zach Graham, G 2008-11
Dean Hudson, G 1973-74
Jermeý Parnell, F/C 2005-07
Michael Partridge, F 1982-83
Jarvis Summers, G 20011-14
Emmanuel Wade, G 2000-03
- 33 Duaine Boucher, F 1970-72
Keith Carter, G 1996-99
David Huertas, G 2008-09
Elston Turner, F 1978-81
- 34 John Billips, F/G 1976-77
Louis Griffin, F/C 1958-60
Derek Horne, F/C 1983-86
Cob Jarvis, F/G 1952-54
Aaron Jones, F 2011-14
Bob Mahoney, G 1973-75
Charles Prater, G 1987-88
- 35 Eddie Dunn, G 1964-66
Ronnie Sims, C 1986-87
Jack Waters, F 1959-61
- 40 Derrick Allen, F 2002-03
- 41 *Anthony Boone, F 1995-98
Chuck Burhorn, F 1966-67
- 42 Tom Butler, F/C 1968-70
Mel Edmonds, G 1961-63
Jarrell Evans, F 1993-94
Stefan Moody, G 2014-16
Eric Smith, F 1986-87
Fred Stanley, F 1965
John Stroud, F 1977-80
Herb Wright, F 1975-76
- 43 Tim Thomas, C 1979-82
- 44 Jerry Brawner, C 1967-69
Dwayne Curtis, C 2006-08
David Dean, C 1993-94
Tommie Eddie, F 2004-05
Danny Gunn, G/F 1971-73
Joe Kyles, G 1975-77
Rahim Lockhart, F 1998-2001
- 50 Kenny Williams, F 2007-08
- 52 DeAundre Cranston, F 2009-10
Roger Stieg, C 1980-83
- 55 J.J. Sims, F 1993-95
Patrick Eddie, F 1990-91

* Jersey number is retired



#12 Clarence Sanders celebrates the Rebels' 2007 SEC West Championship.



HISTORY


REBELS IN THE PROS

The following is a list of former Ole Miss basketball players who have played professionally (NBA, ABA, CBA, IBL, ABA 2000, WBL, WBA, WCPBL, or overseas). The list includes the year and round they were drafted followed by the teams they played for and the season(s).

- Todd Abernethy** -- Holland, 2007-08; Latvia, 2008-09, 2011-12; Estonia, 2009-10; Ukraine 2010-11; Poland 2012-13
- Derrick Allen** -- Iceland, 2003-04; Germany, 2004-05, 2005-06, 2006-07-Top League Scorer, 2007-08, 2008-09, 2009-10, 2010-11-All-Star, 2011-12; Belgium, 2012-13; Germany, 2013-14, 2014-15, 2015-16, 2016-17, 2017-18, 2018-19
- John Billups** -- Drafted 5th Round, Denver (NBA), 1977; Denver Nuggets, 1977-78
- Denver Brackeen** -- Drafted 5th Round, New York (NBA), 1955; New York Knicks, 1955-56-1957-58
- Reginald Buckner** -- Denver Nuggets (NBA), 2013, Iowa Energy/Santa Cruz Warriors (NBA D-League), 2013-14; Mexico, 2014-15; Israel, 2015-16, 2016-17; Puerto Rico, 2016-17; Argentina, Israel, 2017-18; Puerto Rico, 2018-19
- Deandre Burnett** -- United Kingdom, 2018-19
- Keith Carter** -- New Mexico Slam (IBL), 1999-2000, 2000-01; Memphis Houn'Dawgs (ABA 2000), 2000-01; Italy, 2001-02, 2002-03, 2003-04, 2004-05, 2005-06, 2006-07, 2007-08
- Carlos Clark** -- Drafted 4th Round, Boston (NBA), 1983; Boston Celtics, 1983-84, 1984-85; LaCrosse Catbirds (CBA), 1985-86; Calgary (WBL), 1987-88-All-League; Belgium, 1988-89, 1990-91, 1991-92, 1992-93, 1993-94, 1994-95, 1995-96, 1996-97, 1997-98, 1998-99
- Ron Coleman** -- Drafted 11th Round, Memphis (ABA), 1970; Memphis Tams (ABA), 1970-71
- DeAundre Cranston** -- Uruguay, 2010-11; England, 2011-12
- Markel Crawford** -- Memphis Grizzlies (NBA), 2018-19
- Dwayne Curtis** -- Romania, 2008, 2008-09; Turkey, 2009-10; Spain, 2010-11; France, 2010-11, 2011-12; Uruguay, 2012-13, 2013-14, 2014-15, 2015-16; Venezuela, 2016; Uruguay, 2018-19
- Joezon Darby** -- Israel, 1998
- David Dean** -- Panama, 2000
- Bam Doynce** -- Hungary, 2007-08, 2008-09, 2009-10-All-Star, 2010-11-All-Star, 2011-12-All-Star; France, 2010-11; Hungary, 2011-12
- Patrick Eddie** -- Free Agent, New York (NBA), 1991; New York Knicks, 1991-92
- Tommie Eddie** -- Strong Island Sound (ABA), 2006-07; Portugal, 2007-08-MVP, 2009-10, 2010-11-All-Star; England, 2008-09; Uruguay, 2011-12; Angola, 2012-13; Uruguay, 2013-14; Argentina 2014-15; Uruguay 2015-2016
- Jason Flanigan** -- Memphis Houn'Dawgs (ABA 2000), 2001
- Kendrick Fox** -- Gulf Coast Bandits (WBA), 2005
- Trevor Gaskins** -- Cyprus, 2013; Columbia, 2014; Argentina 2015-16; Puerto Rico, 2016; Panama, 2017; Israel, 2017-18; Panama, 2018-19
- Joe Gibbon** -- Drafted 9th Round, Boston (NBA), 1957
- Tomasz Gielo** -- Spain, 2016-17, 2017-18, 2018-19
- Gerald Glass** -- Drafted 1st Round, Minnesota (NBA), 1990; Minn. Timberwolves, 1990-92; Detroit Pistons (NBA), 1992-93; New Jersey Nets (NBA), 1995-96; Charlotte Hornets (NBA), 1995-96; Israel, 1998
- Zach Graham** -- Reno Bighorns (NBA D-League), 2011-12; Philippines, 2012; Turkey, 2012-13; Philippines, 2013; Mexico 2014-15; Spain 2015-16; Venezuela, 2016-17, 2017-18; Israel, 2017-18; Brazil, 2018-19
- John Gunn** -- Mississippi Hardhats (WBA), 2004
- Aaron Harper** -- Drafted 2nd Round, Gary Steelheads (CBA), 2004; Venezuela, 2004-05-All-Star, 2008; France, 2005, 2006-All-Star, 2008-09; Ukraine, 2006-07; Bulgaria, 2009-10-Top League Scorer/Import of the Year, 2010-11-Top League Scorer/MVP, 2011-12-Top League Scorer/Guard of the Year; Lebanon, 2012-13, 2014-15; Venezuela, 2013, 2014; Lebanon, 2015-16, Argentina, 2017-18; Ecuador, 2018
- Jason Harrison** -- Arkansas RimRockers (NBDL), 2004-05
- Joe Harvell** -- Drafted 3rd Round, Yakima (CBA), 1993; Spain, 1993-94, 1994-95, 1995-96; Italy, 1996-97; Argentina, 1997, 1998; Israel, 1999
- Marshall Henderson** -- Italy, 2014; Qatar, 2014; Sacramento (NBA), 2015; Reno (NBDL), 2015; Italy, 2016-17
- Terrance Henry** -- France, 2012-13; Fort Wayne Mad Ants (NBA D-League), 2013; France, 2014; Cyprus 2015-16; Belgium, 2016-17; Switzerland, 2017-18; Belgium, 2018-19
- Marcus Hicks** -- Siouxland Bombers (IBL), 2000-01, IBL Rookie of the Year; Memphis Houn'Dawgs (ABA 2000), 2000-01; Korea, 2001-02, 2002-03; France, 2003-04; North Mississippi Tornados (WBA), 2006
- Murphy Holloway** -- Turkey, 2013-14; Italy, 2014-15; France, 2015-16; Israel, 2016-17, 2017-18; South Korea, 2018-19
- David Huertas** -- Puerto Rico, 2009, 2010, 2011, 2012-All-Star; France, 2009-10; Greece, 2010-11; Argentina, 2012-13; Puerto Rico, 2013, Mexico, 2014-15; Puerto Rico, 2015-16; Israel, 2016-17; Puerto Rico, 2017; Mexico 2018-19
- John Jackson** -- Dominican Republic
- Cob Jarvis** -- Drafted 8th Round, New York (NBA), 1954; New York Knicks, 1954-61
- Justin Johnson** -- Fayetteville Patriots (NBDL), 2005-06; Fresno/Hollywood (ABA), 2007; Qatar, 2007-08; Iraq, 2008-09; Santa Barbara Breakers (WCPBL), 2008, 2009; Newport Beach Surf (WCPBL), 2010; Quebec Kebs (PBL), 2010-11
- Aaron Jones** -- Germany, 2015-16; Bulgaria, 2016-17; Finland, 2017-18; Israel, 2018-19
- Eric Laird** -- Tampa Bay Thrillers (CBA), 1985-86
- Rahim Lockhart** -- Greenville Groove (NBDL), 2001-02, All-NBDL honorable mention
- Stefan Moody** -- Turkey, 2016-17; Greece, 2017-18; Belarus, 2018-19
- Johnny Neumann** -- Free Agent, Memphis Tams (ABA), 1971; Memphis/Tam (ABA), 1971-73; Memphis/Utah (ABA), 1973-74; Virginia/Indiana Pacers (ABA), 1974-75; Virginia/Kentucky (ABA), 1975-76; Buffalo/Los Angeles (ABA), 1976-77; Indiana Pacers (NBA), 1977-78
- Londrick Nolen** -- Uruguay, 2006, 2007
- Cavadas Nunery** -- West Virginia Wild (IBL), 2006
- Anthony Perez** -- Mexico, 2016-17; Venezuela, 2017, 2018
- Eniel Polynice** -- Los Angeles D-Fenders (NBA D-League), 2011-12; Dominican Republic, 2012; Mexico, 2012; Mexico, 2013; Argentina, 2014; Puerto Rico, 2015; France, 2016-17; Argentina, 2018
- Justin Reed** -- Drafted 2nd Round, Boston (NBA), 2004; Boston Celtics, 2004-05; Minnesota Timberwolves (NBA), 2005-06, 2006-07; Houston Rockets (NBA), 2007; Austin Toros (NBA D-League), 2007; Bakersfield Jam (D-League), 2008-09
- M.J. Rhett** -- Italy, 2015; Kosovo, 2016-17; Brazil, 2017-18; Taiwan, 2018-19
- Sebastian Saiz** -- Spain, 2017-18, 2018-19
- Clarence Sanders** -- Drafted 7th Round, Anaheim Arsenal (NBA D-League), 2007
- Ansu Sesay** -- Drafted 2nd Round, Dallas (NBA), 1998; Rockford Lightning (CBA), 1999-2000; Philippines, 2000-Best Import Award; Quad City Thunder (CBA), 2000-01; Free Agent, Los Angeles Clippers (NBA), 2001; Greenville Groove (NBDL), 2001-02, NBDL Player of the Year, All-NBDL first team; Seattle Sonics (NBA), 2001-02, 2002-03, 2003-04; Golden State Warriors (NBA), 2004-05; Italy, 2005-06, 2006-07, 2007-08; Germany, 2008-09; France, 2009-10
- Steadman Short** -- Uruguay, 2012-13
- Jason Smith** -- Iceland, 1999-2000, 2000-01, 2001-02, 2002-03; Romania, 2007-08, 2009-10; Tupelo Rock-N-Rollers (WBA), 2008-09
- Terence Smith** -- Germany, 2016-17, 2017-18
- Roger Stieg** -- Drafted 5th Round, Indiana (NBA), 1983; Indiana Pacers, 1983-84 -1984-85
- John Stroud** -- Drafted 2nd Round, Houston (NBA), 1980; Houston Rockets, 1980-81
- Jarvis Summers** -- Slovakia, 2016-17
- Sean Tuohy** -- Drafted 10th Round, New Jersey Nets (NBA), 1982
- Elston Turner** -- Drafted 2nd Round, Dallas (NBA), 1981; Dallas Mavericks, 1981-83; Denver Nuggets (NBA), 1985-86; Chicago Bulls (NBA), 1986-88; Denver Nuggets (NBA), 1988-89; Assistant Coach, Portland Trailblazers (NBA), 1996-97, 1997-98, 1998-99, 1999-2000; Assistant Coach, Sacramento Kings (NBA), 2000-01, 2001-02, 2002-03, 2003-04,



Terrico White




Justin Reed

First SEC player taken in 2004 NBA Draft



Ansu Sesay




Elston Turner

NBA Player and Assistant Coach



Gerald Glass



Carlos Clark

- 2004-05, 2005-06; Assistant Coach, Houston Rockets (NBA), 2007-08, 2008-09, 2009-10, 2010-11; Assistant Coach, Phoenix Suns (NBA), 2011-13; Assistant Coach, NBA All-Star Game, 2001,
- 2003; Assistant Coach, Memphis Grizzlies (NBA), 2013-14, 14-15; Assistant Coach, Sacramento Kings (NBA), 2016-17, 2017-18
- Chris Warren** -- Australia, 2011-12; France 2012-13; Turkey, 2013-14, 2014-15; Greece, 2015-16; France, 2016-17, Turkey, 2017; Germany 2018-19
- Jack Waters** -- Drafted 10th Round, Cincinnati (NBA), 1961; Kansas City Steers (ABL), 1961-64
- LaDarius White** -- Slovakia, 2016-17
- Michael White** -- New Mexico Slam (IBL), 1999-2000; England, 2000
- Terrico White** -- Drafted 2nd Round, Detroit (NBA), 2010; Detroit Pistons, 2010-11 (inj.); Idaho Stampede (NBA D-League), 2011-12; Phoenix (NBA) 2015; Serbia, 2012-13; Israel, 2013-14; Russia, 2014-15; South Korea, 2016-17, 2017-18; Australia, 2018-19
- Kenny Williams** -- Germany, 2008-09, 2009-10, 2010-11
- LaTaryl Williams** -- Memphis Houn'Dawgs (ABA 2000), 2000-01; Finland, 2001-02, 2002-03, 2005-06; Mexico, 2003, 2004, 2005; England, 2004-05, 2007-08, 2008-09, 2009-10, 2010-11; North Mississippi Tornados (WBA), 2006; Atlanta Vision (ABA), 2006-07
- Nick Williams** -- Brazil, 2013-14; Mobile Bay Tornados (ABA), 2015-16

YEAR-BY-YEAR STARTING LINEUPS

1958-59 (7-17)

G - Jamie Howell (5-10, Jr.) 6.9 ppg, 3.4 rpg
 G - Jim Tom Atherton (6-2, Sr.) 8.2 ppg, 2.7 rpg
 C - Ivan Richmann (6-7, Jr.) 16.0 ppg, 9.0 rpg
 F - Jack Waters (6-4, So.) 18.6 ppg, 7.2 rpg
 F - Louis Griffin (6-7, Jr.) 10.3 ppg, 9.6 rpg

TOP SUBS

F/G - Larry Wagster (6-2, So.) 6.7 ppg, 2.8 rpg
 G - Garnie Hatch (6-2, Sr.) 4.6 ppg, 3.9 rpg
 F/C - Tom Washington (6-5, So.) 1.8 ppg, 1.9 rpg

1959-60 (15-9)

G - Jack Waters (6-4, Jr.) 19.5 ppg, 6.5 rpg
 G - John King (6-2, Sr.) 6.0 ppg, 2.5 rpg
 C - Ivan Richmann (6-7, Sr.) 14.8 ppg, 10.4 rpg
 F - Louis Griffin (6-7, Sr.) 4.8 ppg, 4.6 rpg
 F - Bill White (6-5, So.) 8.0 ppg, 7.1 rpg

TOP SUBS

C - Sterling Ainsworth (6-7, So.) 12.8 ppg, 7.0 rpg
 G - Larry Wagster (6-2, Jr.) 4.1 ppg, 2.0 rpg
 G - Jamie Howell (5-10, Sr.) 3.3 ppg, 2.1 rpg

1960-61 (10-14)

G - Mel Edmonds (6-0, So.) 8.8 ppg, 3.7 rpg
 G - El Edmonds (6-0, So.) 4.6 ppg, 2.7 rpg
 C - Sterling Ainsworth (6-7, Jr.) 13.3 ppg, 10.1 rpg
 F - Jack Waters (6-4, Sr.) 20.4 ppg, 7.7 rpg
 F - Bill White (6-5, Jr.) 10.8 ppg, 8.0 rpg

TOP SUBS

G - Larry Wagster (6-2, Sr.) 4.5 ppg, 2.8 rpg
 C - Bill Bolton (6-5, So.) 1.7 ppg, 3.6 rpg
 F - Bobby McCarley (6-4, Jr.) 4.5 ppg, 2.0 rpg

1961-62 (12-13)

G - Donnie Kessinger (6-1, So.) 21.4 ppg, 5.4 rpg
 G - Mel Edmonds (6-0, Sr.) 12.4 ppg, 4.3 rpg
 C - Sterling Ainsworth (6-7, Sr.) 14.9 ppg, 6.6 rpg
 F - Bill White (6-5, Sr.) 10.8 ppg, 8.9 rpg
 F - Bill Bolton (6-6, Jr.) 5.8 ppg, 6.2 rpg

TOP SUBS

C - Ron Davidson (6-7, So.) 3.3 ppg, 3.7 rpg
 F - Bobby McCarley (6-4, Sr.) 2.6 ppg, 2.3 rpg
 G - Tommy Farley (6-1, Sr.) 1.9 ppg, 1.1 rpg

1962-63 (7-17)

G - Donnie Kessinger (6-1, Jr.) 21.8 ppg, 4.7 rpg
 G - Mel Edmonds (6-0, Sr.) 18.5 ppg, 3.9 rpg
 C - Bill Bolton (6-6, Sr.) 10.6 ppg, 10.1 rpg
 F - Ron Davidson (6-7, Jr.) 3.5 ppg, 4.3 rpg
 F - El Edmonds (6-0, Sr.) 3.2 ppg, 2.76 rpg

TOP SUBS

F - Harry Johnston (6-1, Jr.) 7.8 ppg, 4.4 rpg
 F - Bob Kreilein (6-4, So.) 4.1 ppg, 3.9 rpg
 F - Hardy Graham (6-5, Jr.) 2.5 ppg, 3.3 rpg

1963-64 (10-12)

G - Donnie Kessinger (6-1, Sr.) 23.5 ppg, 6.0 rpg
 G - Glenn Lusk (6-2, So.) 13.5 ppg, 4.5 rpg
 C - Ron Davidson (6-6, Sr.) 14.9 ppg, 8.7 rpg
 F - Bob Kreilein (6-4, Jr.) 4.8 ppg, 5.2 rpg
 F - Ronald Steinhart (6-2, Jr.) 7.3 ppg, 4.9 rpg

TOP SUBS

G - Spencer Schreiter (6-1, So.) 0.8 ppg, 1.5 rpg
 G - Eddie Dunn (6-0, So.) 4.9 ppg, 1.9 rpg
 F - Jim Bobe (6-4, So.) 4.2 ppg, 3.3 rpg

1964-65 (4-21)

G - Ed Dunn (5-11, Jr.) 10.9 ppg, 2.7 rpg
 G - Jim Robbins (6-2, Jr.) 8.8 ppg, 4.9 rpg
 C - Fred Stanley (6-5, Jr.) 10.4 ppg, 4.9 rpg
 F - Bob Kreilein (6-4, Sr.) 4.1 ppg, 3.3 rpg
 F - Jim Bobe (6-4, Jr.) 6.4 ppg, 3.5 rpg

TOP SUBS

F - Ronald Steinhart (6-2, Sr.) 6.7 ppg, 4.3 rpg
 C - John Partridge (6-6, Jr.) 4.3 ppg, 2.3 rpg
 F - Dick Megginson (6-4, So.) 5.9 ppg, 3.4 rpg

1965-66 (5-18)

G - Larry Martindale (6-0, So.) 8.2 ppg, 2.9 rpg
 G - Glenn Lusk (6-2, Sr.) 4.1 ppg, 2.1 rpg
 C - Charles Burhorn (6-6, Jr.) 11.8 ppg, 8.0 rpg
 F - Mickey Williams (6-3, Sr.) 12.1 ppg, 9.0 rpg
 G - Eddie Dunn (5-11, Sr.) 8.6 ppg, 2.5 rpg

TOP SUBS

F/G - Jim Moran (6-4, So.) 6.9 ppg, 3.0 rpg
 F - John Partridge (6-6, Sr.) 2.4 ppg, 2.5 rpg
 F - Ronnie Wall (6-4, So.) 4.8 ppg, 2.5 rpg

1966-67 (13-12)

G - Larry Martindale (6-0, Jr.) 11.9 ppg, 3.8 rpg
 G - Eddie Miller (6-2, So.) 11.0 ppg, 2.6 rpg
 C - Jerry Brawner (6-8, So.) 14.5 ppg, 9.2 rpg
 F - Ken Turner (6-5, So.) 14.5 ppg, 6.6 rpg
 F - Dale Stevens (6-6, So.) 9.4 ppg, 6.6 rpg

TOP SUBS

G - Ronnie Aldy (6-2, Jr.) 6.7 ppg, 1.6 rpg
 F - Charlie Jordan (6-5, Sr.) 3.0 ppg, 2.6 rpg
 F - Chuck Burhorn (6-5, Sr.) 2.9 ppg, 3.2 rpg

1967-68 (7-17)

G - Eddie Miller (6-2, Jr.) 8.3 ppg, 3.0 rpg
 G - Larry Martindale (6-0, Sr.) 6.2 ppg, 2.0 rpg
 C - Jerry Brawner (6-8, Jr.) 12.5 ppg, 8.8 rpg
 F - Ken Turner (6-5, Jr.) 13.8 ppg, 6.3 rpg
 F - Dale Stevens (6-6, Jr.) 7.9 ppg, 4.7 rpg

TOP SUBS

G - Ron Coleman (6-3, So.) 10.6 ppg, 3.1 rpg
 G - Ronnie Aldy (6-2, Sr.) 9.6 ppg, 1.6 rpg
 C - Rodney Chamblee (6-9, Jr.) 3.6 ppg, 3.3 rpg

1968-69 (10-14)

G - Ron Coleman (6-3, Jr.) 12.6 ppg, 3.7 rpg
 G - Charlie Ward (6-4, Jr.) 7.5 ppg, 3.0 rpg
 C - Jerry Brawner (6-8, Sr.) 13.8 ppg, 8.8 rpg
 F - Ken Turner (6-5, Sr.) 19.5 ppg, 6.2 rpg
 F - Tom Butler (6-8, Jr.) 9.5 ppg, 7.5 rpg

TOP SUBS

F - Rodney Chamblee (6-9, Sr.) 2.4 ppg, 2.7 rpg
 G - Cecil Jones (6-2, So.) 1.5 ppg, 0.6 rpg
 G - Danny Dossett (6-5, Sr.) 1.3 ppg, 0.9 rpg

1969-70 (10-15)

G - Ron Coleman (6-3, Sr.) 20.8 ppg, 5.0 rpg
 G - Cecil Jones (6-2, Jr.) 7.0 ppg, 3.7 rpg
 C - Lock Ross (6-8, Jr.) 5.9 ppg, 5.6 rpg
 F - Tom Butler (6-7, Sr.) 13.5 ppg, 9.0 rpg
 F - Duaine Boucher (6-5, So.) 12.9 ppg, 7.9 rpg

TOP SUBS

G - Charlie Ward (6-4, Sr.) 8.6 ppg, 3.7 rpg
 C - Gaylon Baird (6-6, Jr.) 6.7 ppg, 2.4 rpg
 F - Bruce Rich (6-4, Jr.) 5.1 ppg, 2.3 rpg

1970-71 (11-15)

G - Johnny Neumann (6-7, So.) 40.1 ppg, 6.6 rpg
 G - Dave Rhodes (6-0, So.) 13.1 ppg, 2.4 rpg
 C - Jim Farr (6-7, Jr.) 4.2 ppg, 6.8 rpg
 G/F - Danny Gunn (6-2, So.) 11.4 ppg, 4.8 rpg
 F - Duaine Boucher (6-5, Jr.) 9.6 ppg, 6.5 rpg

TOP SUBS

G - Cecil Jones (6-2, Sr.) 5.6 ppg, 2.6 rpg
 F - Bruce Rich (6-4, Sr.) 3.6 ppg, 1.8 rpg
 F - Dave Smith (6-7, So.) 4.2 ppg, 2.5 rpg

1971-72 (13-12)

G - Tom Jordan (6-1, So.) 11.1 ppg, 3.2 rpg
 G - Danny Gunn (6-2, Jr.) 8.7 ppg, 4.4 rpg

C - Fred Cox (7-0, So.) 16.2 ppg, 10.8 rpg
 F - Coolidge Ball (6-5, So.) 16.8 ppg, 10.3 rpg
 F - Duaine Boucher (6-5, Sr.) 11.4 ppg, 5.9 rpg

TOP SUBS

G - David Rhodes (6-0, Jr.) 10.3 ppg, 2.0 rpg
 F - Steve Strickland (6-7, Jr.) 4.1 ppg, 2.8 rpg
 F - Dave Smith (6-7, Jr.) 2.0 ppg, 1.5 rpg

1972-73 (14-12)

G - Dean Hudson (6-3, So.) 10.7 ppg, 4.9 rpg
 G - Tom Jordan (6-1, Jr.) 9.7 ppg, 1.6 rpg
 C - Fred Cox (7-0, Jr.) 14.2 ppg, 9.8 rpg
 F - Coolidge Ball (6-5, Jr.) 13.7 ppg, 9.7 rpg
 G/F - Bob Mahoney (6-4, So.) 5.2 ppg, 3.2 rpg

TOP SUBS

F/C - Dave Downing (6-9, So.) 10.0 ppg, 6.0 rpg
 F - Dave Smith (6-7, Sr.) 3.6 ppg, 2.0 rpg
 G - David Rhodes (6-0, Sr.) 3.1 ppg, 0.6 rpg

1973-74 (15-10)

G - Dave Shepherd (5-10, Jr.) 14.3 ppg, 2.5 rpg
 G - Dean Hudson (6-3, Jr.) 7.8 ppg, 2.6 rpg
 C - Fred Cox (7-0, Sr.) 13.4 ppg, 8.2 rpg
 F - Coolidge Ball (6-5, Sr.) 11.8 ppg, 9.8 rpg
 F - Walter Actwood (6-7, Fr.) 9.8 ppg, 8.5 rpg

TOP SUBS

G - Tom Jordan (6-1, Sr.) 8.2 ppg, 1.3 rpg
 F - Matt Meibers (6-6, Jr.) 4.9 ppg, 3.5 rpg
 G - Bob Mahoney (6-4, Jr.) 4.7 ppg, 1.6 rpg

1974-75 (8-18)

G - Dave Shepherd (5-10, Sr.) 20.7 ppg, 3.1 rpg
 G - Bob Mahoney (6-4, Sr.) 10.5 ppg, 3.8 rpg
 F/C - Matt Meibers (6-6, Sr.) 12.6 ppg, 6.8 rpg
 F - Walter Actwood (6-7, So.) 13.8 ppg, 11.3 rpg
 F - Harvey Murray (6-5, Jr.) 9.8 ppg, 6.5 rpg

TOP SUBS

F - Herb Wright (6-5, Jr.) 11.8 ppg, 5.3 rpg
 G - Joe Kyles (6-2, Fr.) 2.3 ppg, 1.4 rpg
 F - George Gillom (6-4, Fr.) 1.3 ppg, 0.8 rpg

1975-76 (6-21)

G - John Billups (6-4, Jr.) 13.1 ppg, 5.6 rpg
 G - Joe Kyles (6-2, So.) 5.7 ppg, 1.9 rpg
 F - Eugene Harris (6-7, Jr.) 14.8 ppg, 9.8 rpg
 F - Walter Actwood (6-7, Jr.) 12.0 ppg, 9.3 rpg
 F - Ronnie Davis (6-7, Fr.) 9.0 ppg, 5.8 rpg

TOP SUBS

F - Harvey Murray (6-5, Sr.) 5.4 ppg, 3.9 rpg
 G - Henry Jackson (6-0, Fr.) 3.4 ppg, 1.7 rpg
 G - Jim Varner (6-1, Jr.) 2.9 ppg, 0.9 rpg

1976-77 (11-16)

G - John Billups (6-4, Sr.) 17.3 ppg, 9.8 rpg
 G - Joe Kyles (6-2, Jr.) 8.4 ppg, 2.9 rpg
 C - Walter Actwood (6-7, Sr.) 11.5 ppg, 7.4 rpg
 F - John Stroud (6-7, Fr.) 14.5 ppg, 5.1 rpg
 F - Eugene Harris (6-7, Sr.) 11.1 ppg, 6.1 rpg

TOP SUBS

G - Henry Jackson (5-11, So.) 3.8 ppg, 2.2 rpg
 G - Tom Wardo (6-4, Fr.) 3.8 ppg, 1.4 rpg
 G - Jim Varner (6-1, Jr.) 3.2 ppg, 0.6 rpg

1977-78 (10-17)

G - Joe Kyles (6-2, Sr.) 13.9 ppg, 4.2 rpg
 G - Henry Jackson (5-11, Jr.) 3.5 ppg, 2.0 rpg
 C - Kim Benson (6-9, Jr.) 5.2 ppg, 4.0 rpg
 F - John Stroud (6-7, So.) 18.1 ppg, 8.5 rpg
 F - Elston Turner (6-5, Fr.) 9.9 ppg, 7.8 rpg

TOP SUBS

G - Chris Barret (6-5, Fr.) 6.5 ppg, 1.4 rpg
 G - Tom Wardo (6-4, So.) 5.1 ppg, 1.5 rpg



HISTORY

Norman Miller (6-7, Fr.) 2.4 ppg, 2.2 rpg

1978-79 (11-16)

G - Sean Tuohy (6-1, Fr.) 3.4 ppg, 2.5 rpg
G - Stan Malcom (6-2, Fr.) 4.6 ppg, 1.2 rpg
C - Tim Thomas (6-7, Fr.) 6.3 ppg, 4.5 rpg
F - John Stroud (6-7, Jr.) 26.3 ppg, 9.2 rpg
F - Elston Turner (6-5, So.) 15.9 ppg, 6.4 rpg

TOP SUBS

G - Chris Barret (6-5, So.) 5.3 ppg, 1.9 rpg
F - Richard Hamilton (6-4, Fr.) 3.9 ppg, 1.8 rpg
G - Henry Jackson (5-11, Sr.) 1.6 ppg, 0.8 rpg

1979-80 (17-13)

G - Sean Tuohy (6-1, So.) 6.4 ppg, 2.1 rpg
G - Chris Barret (6-5, Jr.) 5.6 ppg, 1.5 rpg
C - Roger Stieg (6-8, Fr.) 4.6 ppg, 3.3 rpg
F - John Stroud (6-7, Sr.) 25.2 ppg, 7.2 rpg
F - Elston Turner (6-5, Jr.) 16.9 ppg, 7.0 rpg

TOP SUBS

G - Carlos Clark (6-4, Fr.) 5.7 ppg, 2.5 rpg
G - Cecil Dowell (6-0, Fr.) 1.9 ppg, 1.8 rpg
F - Richard Hamilton (6-5, So.) 1.2 ppg, 0.9 rpg

1980-81 (16-14)

G - Cecil Dowell (6-0, So.) 6.6 ppg, 1.6 rpg
G - Sean Tuohy (6-1, Jr.) 5.6 ppg, 1.5 rpg
C - Roger Stieg (6-9, So.) 7.4 ppg, 4.3 rpg
F - Elston Turner (6-5, Sr.) 20.6 ppg, 8.1 rpg
F - Carlos Clark (6-4, So.) 14.0 ppg, 3.9 rpg

TOP SUBS

G/F - Chris Barret (6-5, Sr.) 5.4 ppg, 1.8 rpg
C - Tim Thomas (6-8, Jr.) 3.2 ppg, 2.7 rpg
F - Norman Miller (6-8, Sr.) 0.8 ppg, 1.9 rpg

1981-82 (18-12)

G - Sean Tuohy (6-1, Sr.) 5.5 ppg, 1.0 rpg
F/G - Carlos Clark (6-7, Fr.) 21.1 ppg, 4.3 rpg
C - Roger Steig (6-9, Jr.) 8.2 ppg, 5.0 rpg
F - Eric Laird (6-4, Fr.) 7.9 ppg, 2.1 rpg
F - George Buckner (6-7, Fr.) 4.7 ppg, 2.1 rpg

TOP SUBS

G - Brad Pierce (6-0, So.) 4.1 ppg, 1.0 rpg
F - Michael Partridge (6-5, Fr.) 3.5 ppg, 3.2 rpg
C - Tim Thomas (6-8, Sr.) 3.5 ppg, 2.8 rpg

1982-83 (19-12)

G - Cecil Dowell (6-0, Jr.) 6.5 ppg, 2.5 rpg
F/G - Carlos Clark (6-4, Sr.) 20.4 ppg, 5.0 rpg
C - Roger Steig (6-9, Sr.) 11.2 ppg, 5.6 rpg
F - Eric Laird (6-4, So.) 11.2 ppg, 2.2 rpg
F - Michael Partridge (6-5, So.) 8.0 ppg, 5.8 rpg

TOP SUBS

F - George Buckner (6-7, So.) 3.6 ppg, 3.0 rpg
G - Brad Pierce (6-0, Jr.) 2.3 ppg, 0.6 rpg
F - Derek Horne (6-7, Fr.) 0.3 ppg, 0.8 rpg

1983-84 (8-20)

G - Eric Laird (6-4, Jr.) 17.4 ppg, 2.0 rpg
G - Joe Ayers (6-5, Fr.) 5.6 ppg, 3.4 rpg
C - Sylvester Kincheon (6-11, Fr.) 4.6 ppg, 3.4 rpg
F - Bruce Tranbarger (6-7, Fr.) 6.0 ppg, 2.6 rpg
F - Andre Laird (6-2, Fr.) 3.6 ppg, 0.9 rpg

TOP SUBS

F - George Buckner (6-7, Jr.) 10.0 ppg, 4.4 rpg
F - Michael Partridge (6-5, Jr.) 8.5 ppg, 4.8 rpg
G - Cecil Dowell (6-0, Sr.) 4.8 ppg, 1.5 rpg

1984-85 (11-17)

G - Eric Laird (6-4, Sr.) 16.5 ppg, 2.7 rpg
G - Joe Ayers (6-5, So.) 12.5 ppg, 4.1 rpg
C - Derek Horne (6-7, Jr.) 4.3 ppg, 4.8 rpg
F - Curtis Ritchwood (6-6, Jr.) 14.3 ppg, 7.4 rpg
F - Andre Laird (6-1, So.) 3.8 ppg, 1.4 rpg

TOP SUBS

G - Joe Coleman (6-1, Fr.) 6.1 ppg, 1.7 rpg
F - Don Royster (6-7, So.) 5.8 ppg, 3.7 rpg
C - Todd Robinson (6-9, Fr.) 1.7 ppg, 1.5 rpg

1985-86 (12-17)

G - Roderick Barnes (6-1, So.) 10.2 ppg, 2.7 rpg
G - Joe Ayers (6-5, Jr.) 8.4 ppg, 2.6 rpg
C - Derek Horne (6-7, Sr.) 2.8 ppg, 3.0 rpg
F - Eric Smith (6-6, Jr.) 17.5 ppg, 6.8 rpg
F - Curtis Ritchwood (6-6, Sr.) 13.3 ppg, 7.5 rpg

TOP SUBS

G - Joe Coleman (6-1, So.) 6.9 ppg, 1.1 rpg
C - Ronnie Sims (6-9, Jr.) 4.3 ppg, 2.9 rpg
F - Bruce Tranbarger (6-7, So.) 3.0 ppg, 1.5 rpg

1986-87 (15-14)

G - Joe Ayers (6-5, Sr.) 13.7 ppg, 3.9 rpg
G - Roderick Barnes (6-1, Jr.) 11.6 ppg, 2.9 rpg
C - Ronnie Sims (6-9, Sr.) 10.8 ppg, 5.4 rpg
F - Eric Smith (6-6, Sr.) 13.2 ppg, 8.0 rpg
F - Charles Prater (6-4, Jr.) 12.0 ppg, 5.2 rpg

TOP SUBS

G - Ronnie Miller (6-1, Jr.) 3.9 ppg, 1.7 rpg
F - Bruce Tranbarger (6-7, Jr.) 1.6 ppg, 1.1 rpg
G - Keith Kessinger (6-2, So.) 3.6 ppg, 0.3 rpg

1987-88 (13-16)

G - Roderick Barnes (6-1, Sr.) 19.0 ppg, 4.2 rpg
G - Tim Jumper (6-3, Fr.) 13.6 ppg, 2.7 rpg
C - Sean Murphy (6-11, Fr.) 7.0 ppg, 5.2 rpg
F - Charles Prater (6-4, Sr.) 16.0 ppg, 6.9 rpg
F - Mike Paul (6-8, Jr.) 3.3 ppg, 2.7 rpg

TOP SUBS

G - Ronnie Miller (6-2, Sr.) 4.2 ppg, 1.7 rpg
F - Greg Turner (6-5, Fr.) 2.1 ppg, 2.3 rpg
F - Edgar Ward (6-6, Fr.) 1.8 ppg, 1.6 rpg

1988-89 (15-15)

G - John Matthews (5-10, So.) 7.6 ppg, 2.7 rpg
G - Tim Jumper (6-3, So.) 12.6 ppg, 3.9 rpg
C - Sean Murphy (6-11, So.) 5.8 ppg, 6.6 rpg
F - Gerald Glass (6-6, Jr.) 28.0 ppg, 8.5 rpg
F - Mike Paul (6-8, Sr.) 6.7 ppg, 4.8 rpg

TOP SUBS

G - David Midlick (6-0, Fr.) 7.0 ppg, 1.2 rpg
F - Greg Turner (6-5, So.) 5.4 ppg, 3.0 rpg
G - Hunter Atkins (6-3, Fr.) 5.7 ppg, 2.1 rpg

1989-90 (13-17)

G - John Matthews (5-10, Jr.) 5.6 ppg, 1.5 rpg
G - Tim Jumper (6-3, Jr.) 11.8 ppg, 3.2 rpg
C - Sean Murphy (6-11, Jr.) 5.5 ppg, 6.0 rpg
F - Gerald Glass (6-6, Sr.) 24.1 ppg, 7.6 rpg
F - Joe Harvell (6-7, Fr.) 13.2 ppg, 5.4 rpg

TOP SUBS

C - Patrick Eddie (6-11, Jr.) 7.2 ppg, 6.0 rpg
G - David Midlick (6-0, So.) 4.6 ppg, 1.0 rpg
F - James Bailey (6-6, Fr.) 2.3 ppg, 1.7 rpg

1990-91 (9-19)

G - Dondi Flemister (6-3, Fr.) 7.4 ppg, 2.6 rpg
G - Tim Jumper (6-3, Sr.) 12.5 ppg, 4.0 rpg
C - Sean Murphy (6-11, Sr.) 5.5 ppg, 6.1 rpg
F - Joe Harvell (6-7, So.) 17.4 ppg, 5.6 rpg
F - Patrick Eddie (6-11, Sr.) 8.6 ppg, 5.4 rpg

TOP SUBS

G - David Midlick (6-0, Jr.) 5.8 ppg, 1.4 rpg
F - Stephen Davis (6-6, Fr.) 5.0 ppg, 1.6 rpg
F - James Bailey (6-6, So.) 4.4 ppg, 3.6 rpg

1991-92 (11-17)

G - Dondi Flemister (6-3, So.) 7.6 ppg, 3.2 rpg
G - Kevin Watkins (6-2, Jr.) 12.9 ppg, 4.1 rpg
C - Kelvin Scales (6-8, Jr.) 9.1 ppg, 5.6 rpg

F - Joe Harvell (6-7, Jr.) 25.0 ppg, 5.9 rpg
F - James Bailey (6-5, Jr.) 6.0 ppg, 4.6 rpg

TOP SUBS

G - Cedric Brim (6-1, Fr.) 4.9 ppg, 1.9 rpg
C - Wes Hardin (7-0, Fr.) 4.0 ppg, 2.5 rpg
G - Don Jenkins (6-3, Jr.) 3.2 ppg, 2.8 rpg

1992-93 (10-18)

G - Kevin Watkins (6-2, Sr.) 16.5 ppg, 3.5 rpg
G - Cedric Brim (6-1, So.) 3.6 ppg, 1.3 rpg
C - David Dean (7-1, Jr.) 6.4 ppg, 5.1 rpg
F - Joe Harvell (6-7, Sr.) 17.7 ppg, 5.4 rpg
F - Jarrell Evans (6-6, Jr.) 7.0 ppg, 6.1 rpg

TOP SUBS

G - Juha Luhtanen (6-4, Jr.) 6.4 ppg, 1.9 rpg
F - Dillard Quick (6-7, Sr.) 5.4 ppg, 3.5 rpg
F - Kelvin Scales (6-8, Sr.) 2.9 ppg, 2.3 rpg

1993-94 (14-13)

G - Walsh Jordan (6-1, Jr.) 4.9 ppg, 1.6 rpg
G - David Johnson (6-2, Jr.) 15.1 ppg, 4.2 rpg
C - David Dean (7-1, Sr.) 9.4 ppg, 6.5 rpg
F - Jarrell Evans (6-6, Sr.) 11.9 ppg, 6.6 rpg
F - Ervin Garnes (6-4, Jr.) 12.6 ppg, 4.9 rpg

TOP SUBS

F - J.J. Sims (6-7, So.) 6.4 ppg, 3.9 rpg
G - Fred Johnigan (6-4, Jr.) 4.3 ppg, 4.0 rpg
F - Keith Peel (6-9, Sr.) 2.5 ppg, 2.9 rpg

1994-95 (8-19)

G - Cedric Brim (6-1, Sr.) 8.6 ppg, 2.7 rpg
G - David Johnson (6-2, Sr.) 13.5 ppg, 3.4 rpg
F - John Jackson (6-7, Jr.) 9.6 ppg, 5.1 rpg
F - Fred Johnigan (6-4, Sr.) 7.2 ppg, 4.8 rpg
F - Anthony Boone (6-7, Fr.) 11.6 ppg, 5.0 rpg

TOP SUBS

F - J.J. Sims (6-7, Jr.) 9.9 ppg, 4.6 rpg
F - Ansu Sesay (6-9, Fr.) 7.2 ppg, 3.8 rpg
G - Robert Butler (6-3, So.) 5.2 ppg, 2.0 rpg

1995-96 (12-15)

G - Michael White (6-1, Fr.) 5.4 ppg, 1.8 rpg
G - Keith Carter (6-4, Fr.) 13.8 ppg, 5.4 rpg
F - Ansu Sesay (6-9, So.) 10.6 ppg, 5.8 rpg
F - Jason Smith (6-6, Fr.) 9.2 ppg, 4.9 rpg
F - Anthony Boone (6-7, So.) 6.2 ppg, 6.2 rpg

TOP SUBS

G - Joezon Darby (6-2, So.) 9.3 ppg, 2.6 rpg
F - John Jackson (6-7, Sr.) 6.6 ppg, 3.7 rpg
F - Ervin Garnes (6-4, Sr.) 4.1 ppg, 3.2 rpg

1996-97 (20-9)

G - Michael White (6-1, So.) 4.4 ppg, 1.8 rpg
G - Keith Carter (6-4, So.) 12.1 ppg, 4.2 rpg
F - Ansu Sesay (6-9, Jr.) 14.8 ppg, 7.9 rpg
F - Jason Smith (6-6, So.) 11.4 ppg, 5.8 rpg
F - Anthony Boone (6-7, Jr.) 7.0 ppg, 3.9 rpg

TOP SUBS

G - Joezon Darby (6-2, Jr.) 10.5 ppg, 2.2 rpg
F - Jon Cantrell (6-8, So.) 3.9 ppg, 1.8 rpg
F - Johnnie Rogers (6-9, So.) 2.8 ppg, 3.5 rpg

1997-98 (22-7)

G - Michael White (6-1, Jr.) 5.4 ppg, 2.0 rpg
G - Keith Carter (6-4, Jr.) 14.8 ppg, 6.2 rpg
F - Ansu Sesay (6-9, Sr.) 18.6 ppg, 7.6 rpg
F - Jason Smith (6-6, Jr.) 9.8 ppg, 6.5 rpg
F - Anthony Boone (6-7, Sr.) 5.3 ppg, 4.1 rpg

TOP SUBS

G - Joezon Darby (6-2, Sr.) 11.7 ppg, 2.4 rpg
G - Jason Flanigan (6-1, Fr.) 4.1 ppg, 1.6 rpg
F - Johnnie Rogers (6-9, Jr.) 3.2 ppg, 2.8 rpg

1998-99 (20-13)

G - Michael White (6-1, Sr.) 5.2 ppg, 1.9 rpg
 G - Jason Flanigan (6-1, So.) 4.8 ppg, 2.6 rpg
 G - Keith Carter (6-4, Sr.) 16.4 ppg, 4.6 rpg
 F - Jason Smith (6-6, Sr.) 12.9 ppg, 5.6 rpg
 F - Marcus Hicks (6-6, Jr.) 11.7 ppg, 5.4 rpg

TOP SUBS

F - Rahim Lockhart (6-8, So.) 7.4 ppg, 4.9 rpg
 G - Jason Harrison (5-5, Fr.) 6.3 ppg, 1.7 rpg
 F - Johnnie Rogers (6-9, Sr.) 4.1 ppg, 3.0 rpg

1999-2000 (19-14)

G - Jason Harrison (5-5, So.) 9.4 ppg, 2.8 rpg
 G - Jason Flanigan (6-1, Jr.) 8.4 ppg, 2.9 rpg
 F - Rahim Lockhart (6-8, Jr.) 12.2 ppg, 8.4 rpg
 F - LaTaryl Williams (6-7, Sr.) 9.0 ppg, 3.5 rpg
 F - Marcus Hicks (6-6, Sr.) 14.3 ppg, 5.9 rpg

TOP SUBS

F - Darrian Brown (6-6, So.) 6.9 ppg, 3.1 rpg
 G - Emmanuel Wade (6-3, Fr.) 4.9 ppg, 1.7 rpg
 G - Jason Holmes (6-5, Jr.) 3.3 ppg, 1.6 rpg

2000-01 (27-8)

G - Jason Flanigan (6-1, Sr.) 7.1 ppg, 3.1 rpg
 G - David Sanders (6-3, So.) 6.9 ppg, 2.7 rpg
 F - Rahim Lockhart (6-8, Sr.) 13.0 ppg, 8.1 rpg
 F - Justin Reed (6-8, Fr.) 11.0 ppg, 5.9 rpg
 F - Jason Holmes (6-5, Sr.) 6.3 ppg, 2.6 rpg

TOP SUBS

G - Aaron Harper (6-7, Fr.) 9.2 ppg, 2.9 rpg
 G - Jason Harrison (5-5, Jr.) 7.1 ppg, 1.9 rpg
 G - Emmanuel Wade (6-3, So.) 4.4 ppg, 1.8 rpg

2001-02 (20-11)

G - Jason Harrison (5-5, Sr.) 9.7 ppg, 1.7 rpg
 G - David Sanders (6-3, Jr.) 12.5 ppg, 4.6 rpg
 F - Justin Reed (6-8, So.) 14.6 ppg, 6.6 rpg
 F - Derrick Allen (6-8, Jr.) 8.9 ppg, 5.9 rpg
 F - Aaron Harper (6-7, So.) 11.9 ppg, 4.3 rpg

TOP SUBS

G - Emmanuel Wade (6-3, Jr.) 7.0 ppg, 3.3 rpg
 F/G - Kendrick Fox (6-7, Fr.) 2.2 ppg, 0.9 rpg
 F - Richard Kirklun (6-9, Jr.) 1.6 ppg, 1.0 rpg

2002-03 (14-15)

G - David Sanders (6-3, Sr.) 10.1 ppg, 3.9 rpg
 G - Trey Pearson (6-4, Fr.) 4.7 ppg, 2.9 rpg
 F - Justin Reed (6-8, Jr.) 15.4 ppg, 5.3 rpg
 F - Derrick Allen (6-8, Sr.) 8.2 ppg, 4.9 rpg
 F - Aaron Harper (6-7, Jr.) 12.2 ppg, 3.7 rpg

TOP SUBS

G - Emmanuel Wade (6-3, Sr.) 8.5 ppg, 2.7 rpg
 F/C - John Gunn (6-10, Jr.) 2.8 ppg, 1.8 rpg
 G - Justin Johnson (6-0, So.) 2.4 ppg, 0.6 rpg

2003-04 (13-15)

G - Todd Abernethy (6-1, Fr.) 5.4 ppg, 1.5 rpg
 G - Justin Johnson (6-0, Jr.) 5.3 ppg, 1.9 rpg
 F - Justin Reed (6-8, Sr.) 18.5 ppg, 7.5 rpg
 F - Tommie Eddie (6-7, Jr.) 5.3 ppg, 3.0 rpg
 F - Aaron Harper (6-7, Sr.) 16.5 ppg, 5.1 rpg

TOP SUBS

F/G - Kendrick Fox (6-7, Jr.) 5.1 ppg, 2.5 rpg
 G - Ed Glass (6-2, Jr.) 1.9 ppg, 1.3 rpg
 G - Bam Doyno (6-4, Fr.) 1.5 ppg, 1.4 rpg

2004-05 (14-17)

G - Cavadas Nunnery (5-9, Sr.) 3.1 ppg, 1.9 rpg
 G - Justin Johnson (6-0, Sr.) 5.5 ppg, 1.4 rpg
 F - Tommie Eddie (6-7, Sr.) 11.3 ppg, 4.4 rpg
 F - Kendrick Fox (6-7, Sr.) 7.6 ppg, 3.0 rpg
 F - Londrick Nolen (6-6, Jr.) 9.8 ppg, 4.4 rpg

TOP SUBS

G - Todd Abernethy (6-1, So.) 8.3 ppg, 2.8 rpg
 F - Marvin Moore (6-6, Sr.) 5.7 ppg, 3.1 rpg
 G/F - Brandon Patterson (6-6, Fr.) 5.1 ppg, 2.0 rpg

2005-06 (14-16)

G - Todd Abernethy (6-1, Jr.) 8.6 ppg, 2.6 rpg
 G - Bam Doyno (6-4, Jr.) 9.0 ppg, 4.0 rpg
 C - Dwayne Curtis (6-8, So.) 13.6 ppg, 7.6 rpg
 F - Jermy Parnell (6-8, So.) 4.8 ppg, 2.9 rpg
 F - Londrick Nolen (6-6, Sr.) 8.6 ppg, 4.5 rpg

TOP SUBS

G - Clarence Sanders (6-2, Jr.) 9.1 ppg, 1.3 rpg
 F - Trey Hampton (6-7, Fr.) 4.5 ppg, 2.2 rpg
 G - Brandon Patterson (6-6, So.) 2.8 ppg, 1.3 rpg

2006-07 (21-13)

G - Todd Abernethy (6-1, Sr.) 11.2 ppg, 3.0 rpg
 G - Clarence Sanders (6-1, Sr.) 16.1 ppg, 2.5 rpg
 G - Bam Doyno (6-4, Sr.) 14.9 ppg, 4.3 rpg
 C - Dwayne Curtis (6-8, Jr.) 12.2 ppg, 8.3 rpg
 F - Kenny Williams (6-8, Jr.) 7.1 ppg, 5.7 rpg

TOP SUBS

F/C - Jermy Parnell (6-8, Jr.) 4.9 ppg, 4.0 rpg
 G - Eniel Polynice (6-5, Fr.) 3.9 ppg, 2.2 rpg
 F - Trey Hampton (6-7, So.) 2.2 ppg, 1.7 rpg

2007-08 (24-11)

G - Chris Warren (5-10, Fr.) 15.8 ppg, 2.0 rpg
 G - David Huertas (6-5, So.) 10.7 ppg, 3.7 rpg
 G - Eniel Polynice (6-5, So.) 10.7 ppg, 5.3 rpg
 C - Dwayne Curtis (6-8, Sr.) 14.9 ppg, 9.6 rpg
 F - Kenny Williams (6-8, Sr.) 8.5 ppg, 6.6 rpg

TOP SUBS

G - Zach Graham (6-5, Fr.) 5.9 ppg, 2.7 rpg
 G - Trevor Gaskins (6-2, Fr.) 5.9 ppg, 1.5 rpg
 F - Jermy Parnell (6-8, Sr.) 3.7 ppg, 3.3 rpg

2008-09 (16-15)

G - Terrico White (6-5, Fr.) 13.7 ppg, 3.4 rpg
 G - David Huertas (6-5, Jr.) 18.1 ppg, 4.5 rpg
 G - Zach Graham (6-5, So.) 8.5 ppg, 3.1 rpg
 F - Murphy Holloway (6-7, Fr.) 8.4 ppg, 6.6 rpg
 F - Malcolm White (6-9, So.) 7.2 ppg, 5.7 rpg
 *G - Chris Warren (5-10, So.) 19.6 ppg, 1.5 rpg
 *Started first 11 games of season before injured

TOP SUBS

F - Terrance Henry (6-9, Fr.) 4.2 ppg, 3.6 rpg
 F - DeAundre Cranston (6-9, Jr.) 3.1 ppg, 4.2 rpg
 G - Will Bogan (6-1, Fr.) 2.3 ppg, 0.8 rpg

2009-10 (24-11)

G - Chris Warren (5-10, Jr.) 17.2 ppg, 2.0 rpg
 G - Terrico White (6-5, So.) 15.1 ppg, 4.6 rpg
 G - Eniel Polynice (6-5, Jr.) 8.8 ppg, 4.1 rpg
 F - Murphy Holloway (6-7, So.) 10.1 ppg, 7.6 rpg
 F - DeAundre Cranston (6-9, Sr.) 3.5 ppg, 4.1 rpg

TOP SUBS

G - Zach Graham (6-6, Jr.) 9.2 ppg, 3.1 rpg
 F - Terrance Henry (6-9, So.) 6.4 ppg, 3.7 rpg
 F - Reginald Buckner (6-8, Fr.) 4.1 ppg, 4.5 rpg

2010-11 (20-14)

G - Chris Warren (5-10, Sr.) 19.1 ppg, 2.2 rpg
 G - Zach Graham (6-6, Sr.) 14.2 ppg, 4.5 rpg
 G - Nick Williams (6-4, So.) 6.2 ppg, 4.0 rpg
 F - Terrance Henry (6-9, Jr.) 9.7 ppg, 6.0 rpg
 F - Reginald Buckner (6-9, So.) 6.8 ppg, 6.4 rpg

TOP SUBS

G - Dundrecous Nelson (5-11, Fr.) 7.2 ppg, 1.5 rpg
 G - Trevor Gaskins (6-2, Jr.) 6.1 ppg, 2.8 rpg
 F - Steadman Short (6-9, Jr.) 3.2 ppg, 3.8 rpg

2011-12 (20-14)

G - Jarvis Summers (6-4, Fr.) 10.4 ppg, 2.4 rpg
 G - Nick Williams (6-4, Jr.) 10.1 ppg, 3.4 rpg
 F - Terrance Henry (6-9, Sr.) 12.5 ppg, 4.3 rpg

F - Murphy Holloway (6-7, Jr.) 11.2 ppg, 9.0 rpg
 F - Reginald Buckner (6-9, Jr.) 6.9 ppg, 8.1 rpg

TOP SUBS

G - LaDarius White (6-6, Fr.) 5.4 ppg, 1.7 rpg
 F - Demarco Cox (6-8, So.) 3.2 ppg, 2.9 rpg
 F - Aaron Jones (6-8, Fr.) 1.4 ppg, 1.9 rpg

2012-13 (27-9)

G - Jarvis Summers (6-3, So.) 9.1 ppg, 1.8 rpg
 G - Nick Williams (6-4, Sr.) 8.0 ppg, 1.8 rpg
 G - Marshall Henderson (6-2, Jr.) 20.1 ppg, 3.1 rpg
 F - Murphy Holloway (6-7, Sr.) 14.5 ppg, 9.7 rpg
 F - Reginald Buckner (6-9, Sr.) 9.4 ppg, 7.5 rpg

TOP SUBS

G - LaDarius White (6-6, So.) 6.4 ppg, 3.0 rpg
 G - Derrick Millingahus (5-10, Fr.) 5.3 ppg, 1.4 rpg
 F - Aaron Jones (6-8, So.) 3.5 ppg, 4.1 rpg

2013-14 (19-14)

G - Jarvis Summers (6-3, Jr.) 17.3 ppg, 1.9 rpg
 G - LaDarius White (6-6, Jr.) 7.1 ppg, 3.0 rpg
 G - Marshall Henderson (6-2, Sr.) 19.0 ppg, 1.9 rpg
 F - Aaron Jones (6-9, Jr.) 6.0 ppg, 6.6 rpg
 F - Sebastian Saiz (6-9, Fr.) 5.1 ppg, 5.6 rpg

TOP SUBS

F - Anthony Perez (6-9, So.) 7.1 ppg, 3.5 rpg
 G - Derrick Millingahus (5-10, So.) 6.6 ppg, 1.7 rpg
 G - Martavious Newby (6-2, So.) 3.2 ppg, 3.2 rpg

2014-15 (21-13)

G - Jarvis Summers (6-3, Sr.) 12.0 ppg, 1.8 rpg
 G - Martavious Newby (6-3, Jr.) 4.0 ppg, 5.4 rpg
 G - Stefan Moody (5-10, Jr.) 16.6 ppg, 3.4 rpg
 F - M.J. Rhett (6-9, Sr.) 7.4 ppg, 4.6 rpg
 F - Sebastian Saiz (6-9, So.) 7.6 ppg, 5.5 rpg

TOP SUBS

G - LaDarius White (6-6, Sr.) 11.1 ppg, 3.2 rpg
 C - Dwight Coleby (6-10, So.) 5.4 ppg, 4.8 rpg
 G - Terence Smith (6-3, Sr.) 3.9 ppg, 1.2 rpg

2015-16 (20-12)

G - Stefan Moody (5-10, Sr.) 23.6 ppg, 3.2 rpg
 G - Martavious Newby (6-3, Sr.) 4.9 ppg, 5.4 rpg
 G - Rasheed Brooks (6-5, Jr.) 8.3 ppg, 3.3 rpg
 F - Tomasz Gielo (6-9, Sr.) 9.9 ppg, 4.3 rpg
 F - Sebastian Saiz (6-9, Jr.) 11.7 ppg, 8.7 rpg

TOP SUBS

F - Anthony Perez (6-9, Sr.) 7.0 ppg, 4.1 rpg
 F - Marcanvis Hymon (6-7, So.) 6.1 ppg, 5.2 rpg
 G - Donte Fitzpatrick-Dorsey (6-5, Fr.) 3.7 ppg, 1.2 rpg

2016-17 (22-14)

G - Breein Tyree (6-2, Fr.) 7.3 ppg, 1.9 apg
 G - Deandre Burnett (6-2, Jr.) 16.5 ppg, 2.1 rpg
 G - Terence Davis (6-4, So.) 14.9 ppg, 5.3 rpg
 F - Marcanvis Hymon (6-7, Jr.) 3.5 ppg, 5.0 rpg
 F - Sebastian Saiz (6-9, Sr.) 15.1 ppg, 11.4 rpg

TOP SUBS

F - Justas Furmanavicius (6-7, Jr.) 6.3 ppg, 5.0 rpg
 G - Cullen Neal (6-4, Jr.) 9.4 ppg, 1.7 rpg
 G - Rasheed Brooks (6-5, Sr.) 6.4 ppg, 2.6 rpg

2017-18 (12-20)

G - Breein Tyree (6-2, So.) 10.8 ppg, 2.8 apg
 G - Markel Crawford (6-4, Jr.) 9.2 ppg, 1.2 spg
 G - Terence Davis (6-4, Jr.) 13.8 ppg, 6.2 rpg
 F - Marcanvis Hymon (6-7, Sr.) 4.4 ppg, 5.0 rpg
 F - Bruce Stevens (6-8, Jr.) 10.8 ppg, 5.3 rpg

TOP SUBS

G - Deandre Burnett (6-2, Sr.) 13.5 ppg, 3.9 apg
 G - Devontae Shuler (6-2, Fr.) 6.0 ppg, 1.0 spg
 F - Justas Furmanavicius (6-7, Sr.) 3.2 ppg, 3.0 rpg
 C - Dominik Olejniczak (7-0, So.) 4.3 ppg, 2.6 rpg

ALL-TIME LETTERMEN

— A —

Abernathy, Lewis McLaurine (Dugan), 1952-53-54
 Abernethy, Todd, G, 2004-05co-c, 06co-c, 07co-c
 Actwood, Walter, F, 1974-75-76, 77c
 Agee, Sam, F, 2004
 Ainsworth, Sterling, C, 1960-61-62
 Aldridge, Scott, mgr., 1997-98-99-2000
 Aldy, Ronnie, G, 1967-68
 Allen, Bo, F, 1988
 Allen, Derrick, F, 2002-03c
 Anderson, Jimmie Hall, G-C, 1934
 Aniefiok, Maurice, G, 2012
 Atherton, Jim Tom, G, 1957-58-59
 Atkins, Hunter G, 1989
 Austin, L.F., 1911
 Austin, Oliver, F, 1909-10; 1912
 Avery, Jack, F, 1931
 Ayers, Joe, F, 1984-85-86-87

— B —

Bailey, James, F, 1990-91-92c
 Bailey, Robert W., 1913
 Baird, Gaylon, C, 1970-71
 Ball, Coolidge, F, 1972-73-74c
 Ball, John H., F, 1914
 Barkley, Thomas, G, 1924
 Barksdale, Jack, G, 1955
 Barnes, Chuck, G, 1990
 Barnes, Roderick, G, 1985-86-87-88
 Barrett, Chris, G, 1978-79-80-81
 Beddenfield, Marcus, G, 1933
 Below, Lane, G, 2017-18
 Benson, Kim, C, 1978
 Berry, George, 1931
 Berryhill, Herman E., C, 1933-34
 Billips, John, G-F, 1976-77
 Bishop, Smith, F, 1915
 Blackledge, W.T., C, 1947-48
 Blackwell, Ance, G, 1939-40
 Bobe, James, F, 1964-65
 Bogan, Will, G, 2009; 2011
 Bogen, Edward J. (Josh), mgr., 1929
 Bolton, Bill, C, 1961-62-63
 Boone, Anthony, F, 1995-96-97-98
 Boone, Michael, F, 1997-98
 Boucher, Duaine, F, 1970-71-72c
 Boutwell, George, G, 1929-30-31
 Brackeen, Denver, C, 1954-55
 Bradley, Kimble, G, 1938-39
 Branham, Alfred, F, 1917
 Brawner, Jerry, C, 1967-68-69
 Breland, R.Q., F, 1923-24



Point guard Todd Abernethy was a three-time team captain in 2005, 2006 and 2007.

Brent, Charlton, G, 1930
 Bridges, Roy, G, 1917
 Brim, Cedric, G, 1992-93-94-95c
 Brinson, Alonzo, G, 1926-27
 Britt, Alvin, G-F, 1932-33-34
 Britt, Howard, 1936
 Brooks, Rasheed, G, 2016-17
 Brown, Bryan, G, 2003
 Brown, Carter, F, 1957-58
 Brown, Darrian, G, 1999-2000
 Brown, Kiah, G, 2007
 Brown, Ryan, G, 2008-09
 Bruce, Johnny, F, 1945-46
 Brutus, Terry, F, 2013-15
 Bryson, Cecil, G, 1925-26-27
 Buchanan, Oscar, F, 1943
 Buckner, George, F, 1982-83
 Buckner, Reginald, F, 2010-11-12-13
 Burhorn, Chuck, F, 1966-67
 Burke, Webster, G, 1925-26-27
 Burks, Anthony, F/C, 1997
 Burnett, Deandre, G, 2017-18
 Burnett, Loren, G, 1941
 Burnside, Andre, F, 1995
 Busby, Ray, G, 1948-49
 Butler, Robert, G, 1994-95
 Butler, Tom, C-F, 1968-69-70
 Bynum, Jerry, G, 1953-54-55-56

— C —

Cahall, Billy, G, 1911-12
 Caldwell, Danny, G, 1961
 Caldwell, Jeff, mgr., 1991-92
 Cantinol, Kevin, F, 2009
 Cantrell, Jon, F, 1996-97-98
 Capers, Jamie, mgr., 1995-96-97-98
 Capello, Harry, 1940
 Carlson, Cully, G-F, 1936-37
 Carpenter, Hunter, G, 1996-97-98-99co-c
 Carter, Keith, G, 1996-97-98-99co-c
 Chamblee, Rodney, C, 1967-68-69
 Chandler, Lane T., 1912-14
 Childers, Jimmy, C, 1950-51-52
 Childs, Marlon, F, 1995-96
 Clark, Carlos, G, 1980-81-82-83
 Clay, George, C, 1936-37-38
 Coghlan, Ken, G, 1982-83-84
 Coleby, Dwight, C, 2014-15
 Coleman, Joe, G, 1985-86
 Coleman, Ron, G, 1968-69-70
 Coddington, Jake, F, 2016
 Cook, Marion (Rabbit), G, 1947-48-49-50
 Cox, Demarco, C, 2011-12-13-14
 Cox, Fred, C, 1972-73-74
 Cranston, DeAundre, F, 2009-10
 Crawford, Eddie, F, 1955
 Crawford, Markel, G, 2018
 Curtis, Chester, F, 1933-34-35
 Curtis, Corwin, mgr., 1996-97; 1999
 Curtis, Dwayne, C, 2006co-c, 07-08
 Cutrer, Louis, G, 1925-26

— D —

Darby, Joezon, G, 1996-97-98
 Davidson, Ron, C-F, 1962-63-64
 Davidson, J.W. (Wobble), G, 1940, 42
Davis, D.C., G, 2018
 Davis, Monte, F, 1942
 Davis, Paul, G, 1943
 Davis, Ronnie, G, 1976
 Davis, Stephen, F, 1991
Davis, Terence, G, 2016-17-18
 Dean, David, C, 1993-94
 Dean, Joe, F, 1965
 Dowell, Cecil, G, 1980-81, 83-84
 Downing, Dave, F, 1973
 Doyle, L.A., C, 1919
 Doyno, Bam, G, 2004-05-06-07co-c

— E —

Drum, Rob, F, 1981
 Dunn, Eddie, G, 1964-65-66
 Dunn, Geoff, mgr., 1994-95-96
 Dupoy, Jim, F, 1949

Eddie, Patrick, F, 1990-91
 Eddie, Tommie, F, 2004-05
 Edmonds, El, F-G, 1961-62-63
 Edmonds, Mel, G, 1961-62-63
 Egger, Burnell, C, 1939c
 Emanuel, Elijah, G-F, 1976-77
 Engstrom, John, C, 1999-2000-01
 Enright, Jack, G, 1946
 Escobar, J.T., 2016
 Estes, Ronald, C, 1953
 Evans, Jarrell, F, 1993-94
 Evans, Joseph P., 1918

— F —

Farese, Steve, F, 1969-71
 Farley, Tommy, G, 1961-62
 Farmer, Wm. Ernest, G, 1931
 Farr, Jim, F-C, 1970-71-72
 Favre, Elkin (Spider), F-C, 1938
 Field, Richard J., F, 1916-17
 Finley, Sam, G, 2016
 Fitzgerald, Edmond, G, 1992-93-94
 Fitzpatrick-Dorsey, Donte, G, 2016-17
 Flack, Jackie, F, 1941
 Flanigan, Jason, G, 1998-99-2000-01c
 Flemister, Dondi, G, 1991-92-93
 Fletcher, Bob, C, 1949
 Fletcher, Spence, trn., 1990, 1993-94
 Flowers, Graydon, C, 1921-22-23
 Foose, Sam Jr., F, 1936
 Ford, Gordon, mgr., 1984
 Ford, Joe W., F, 1920-21
 Ford, Wm Gobel, F, 1920-21-22
 Fox, Kendrick, F/G, 2002-03-04-05co-c
 Fuller, Donny, mgr., 1978
 Fulton, Charles W., 1916
 Furmanavicius, Justas, F, 2017-18

— G —

Gaddis, Jack T., G, 1914
 Galey, Charles (Red), G, 1946
 Garner, Carlton, F, 1956-57-58
 Garnes, Ervin, G-F, 1994-96c
 Garrett, Troy, G, 1990
 Gaskins, Trevor, G, 2008; 2010-11
 Gibbon, Joe, F, 1954-55-56-57
 Gielo, Tomasz, F, 2016
 Gillom, George, F, 1975-77
 Gladding, Chick, 1940
 Glass, Ed, G, 2004-05
 Glass, Gerald, F, 1989-90c
 Goldman, Orlando Adams, F, 1943
 Goodwin, Arthur, F, 1941
 Goolsby, L.J., G, 1994-95
 Graeber, Charles L., C, 1930-31c
 Graehler, Al, G, 1950-51-52
 Graham, B.L., F, 1936-37-38c
 Graham, Hardy, F, 1962-63
 Graham, Zach, G, 2008-09-10-11
 Grant, Roy G., C, 1915-16-17
 Graves, Jimmie, C, 1957
 Green, James, G, 1980-81-82
 Greenwich, Harley, G, 1941
 Griffin, Louis, C-F, 1958-59-60
 Grissom, Mitch, 1936
 Guider, Ben A., F, 1931
 Gunn, Danny, G, 1971-72-73c
 Gunn, John, F, 2000-01; 2003

— H —


Halford, Michael, G, 2010
 Hall, Parker, G, 1938
 Hamilton, Richard, F, 1979
 Hamley, Doug, F, 1943
 Hampton, Trey, F, 2006-07
 Hansbro, Xavier, F, 2006-07
 Haralson, M. Flint, 1913
 Hardin, Wesley, C, 1992
 Hardy, Greg, F, 2007
 Harper, Aaron, F/G, 2001-02-03-04co-c
 Harper, Alfred Y., F, 1921
 Harris, Dustin, mgr., 2002
 Harris, Eugene, F, 1976-77co-c
 Harrison, Jason, G, 1999-2000-01-02
 Harvell, Joe, F, 1990-91-92-93
 Harvey, Randy, 1966
 Hatch, Garnie, G, 1958-59
 Hawthorn, 1931
 Haxton, Richard Kenneth, 1910-11; 1913c
 Hayes, Josh, F/G, 2001
 Haynes, Kirk, G, 1931-32-33c
 Hazel, Homer, F, 1940; 1942
 Hazel, Larry, 1942
 Henderson, Louis, C, 1919-20-21c
 Henderson, Marshall, G, 2013-14
 Henry, Terrance, F, 2009-10-11-12
 Henson, Ed, G, 1942-43c
 Herbert, Addison, mgr., 2018
 Herrington, Bart, G, 1932-33-34
 Herrington, H.L. G, 1922-23
 Hewgley, Joe, 1953
 Hicks, Marcus, F, 1999-2000
 Hilbun, Ben, G, 1915
 Hoff, Arthur S., F, 1924-25
 Holder, George Ernest, G, 1923-24
 Holladay, Walter, G, 1915-16-17
 Holloway, Murphy, F, 2009-10; 12-13
 Holmes, Jason, G, 2000-01
 Holtz, Shaun, F, 2003
 Hopkins, Oliver Houston, 1931
 Horn, Eric, F, 2018
 Horne, A.G., G, 1945
 Horne, Derek, F, 1983-84-85-86c
 Horner, Ed, mgr., 1943
 Hovious, Brad, G, 1966
 Hovious, Junie, G, 1940-41-42
 Howell Sr., Jamie W., G, 1959-60
 Hudson, Dean, G, 1973-74
 Hudspeth, James W., F, 1930
 Hueratas, David, G, 2008-09
 Hume, Leland, 1917
 Huffstatler, Charles, F, 1964-65
 Hymon, Marcanvis, F, 2015-16-17-18

— I —

Inman, Wayland, C-F, 1955-56-57
 Ivy, James, F, 1979-80
 Izard, Billie, G, 1924-25

— J —

Jackson, Henry, G, 1976-77-78-79
 Jackson, John, F, 1995-96c
 Jackson, Lonnie, F, 2004-05
 Jackson, Robert C., G, 1930
 Jarvis, Cob, F-G, 1952-53-54
 Jenkins, Donald, G, 1992
 Jennings, John B. (Red), G, 1946
 Joesaar, Janari, G, 2014
 Johnigan, Fred, G-F, 1994-95c
 Johnson, David, G, 1994-95c
 Johnson, Earl, F, 1923-24; 26
 Johnson, Justin, G, 2002-03-04-05
 Johnson, Robert, C, 1923-24-25-26
 Johnson, Walter, F, 1952
 Johnston, Harry, F, 1963
 Jones, Aaron, F, 2012-13-14-15
 Jones, Cecil, G, 1969-70-71



2001 All-America forward Rahim Lockhart was part of the winningest senior class in school history.

Jones, Greg, F, 1988-89-90-91
 Jones, Quitman, F, 1914-15c
 Jones, Rodney, G, 2007-08
 Jordan, Charlie, F, 1967-68-69
 Jordan, Dan, F, 1958; 1960 mgr.
 Jordan, Terry L., 1970
 Jordan, Tom, G, 1972-73-74
 Jordan, Walsh, G, 1994
 Jumper, Tim, G, 1988-89-90-91c

— K —

Keller, Irving, F, 1938-39-40
 Kelly, Harold, F, 1947-48
 Kessinger, Don, G, 1962-63-64
 Kessinger, Keith, G, 1986-87
 Kinard, Frank M. (Bruiser), G, 1936-37-38
 Kincade, Robert, G, 1936-37-38
 Kincheon, Sylvester, C, 1984
 King, John, 1958-59-60
 Kirklín, Richard, F, 2000-01-02
 Kirkpatrick, Carroll, mgr., 1983
 Kirshenbaum, Sam, mgr., 2018
 Klein, Jeff, C, 1976
 Knox, Ike C., C, 1909
 Korff, Louis, 1951
 Kortz, Otho, 1949
 Kortz, Tommy, 1954-55
 Kreilein, Robert, F, 1963-64-65
 Krell, Doug, F, 1945
 Kyles, Joe, G, 1975-76-77-78

— L —

Laird, Andre, G, 1984-85
 Laird, Dewitt, G, 1928-29c
 Laird, Eric, G, 1982-83-84-85
 Landtrip, D.B., F, 1919c
 Lawrence, Roderick, G, 2015
 Lee, Alonzo, G, 1909-10c, 1911
 Lee, Robert, C, 1927-28c
 Lee, William Curtis, G, 1925
 Leonard, Taylor, 1936
 Lester, Drane, F, 1919-20
 Leyden, Tom, G, 1935; 1937
 Liddell, Samuel H., F, 1909c
 Lindsey, Ken, G, 1952-53
 Lindsey, Wade, G, 1956-57
 List, Henry C. (Hank), 1970
 Lockhart, Rahim, F, 1998-99-2000-01c
 Loe, Jonathan, G, 2003

Long, Harry Metcalfe, F, 1912
 Luhtanen, Juha, G, 1991-92-93
 Lusk, Glenn, G, 1964; 1966

— M —

Mabry, Edward, C, 1929-30c
 Mahoney, Bob, G, 1973-74-75c
 Malcom, Stanley, G, 1979
 Mann, Jack, G, 1947-48-49
 Marshall, Jack, F, 1946-47-48-49-50c
 Martin, Geoffrey, mgr., 2012
 Martin, Jerron, G, 2014
 Martin, W.T., F, 1910-11
 Martindale, Larry, 1966-67-68
 Matthews, John G, 1989-90-91
 May, William R., 1918
 Mayers, Alonzo G., 1917
 McCain, Bob, G, 1943
 McCall, E.F., G, 1913-14-15-16c
 McCarley, Bobby, F, 1961-62
 McCartney, Tom, mgr., 1975
 McClury, Monroe, C, 1910
 McDaniels, B.O., G, 1919-20
 McDonald, Sylvester, F, 1912
 McElroy, Hubert S., 1918
 McMullen, M.C., 1945; 1947-48-49c
 Meibers, Matt, F, 1973-74
 Megginson, Richard, F, 1965
 Mehrtens, Cliff, 1951-52
 Mehrtens, Cliff, G, 1973-74
 Meibers, Matt, 1973-74-75
 Michaels, Keith, F, 1973-74-75
 Midlick, David, G, 1989-90-91
 Millender, David, mgr., 1981-82-83-84
 Miller, Dick, F, 1942
 Miller, Eddie, G, 1967-68
 Miller, James, C, 1955-56-57
 Miller, Norman, F-C, 1978, 80-81
 Miller, Ronnie, F, 1987-88
 Millinghaus, Derrick, G, 2013
 Mitchell, Steve Franks, F, 1910-11
 Mock, Lafayette Engle, G, 1915
 Montgomery, J. (Johnnie), F, 1921-22-23-24
 Montgomery, G, 1932-33-34
 Moody, Stefan, G, 2015-16
 Moore, Bucky, 1930-31
 Moore, H.W., G, 1910-11
 Moore, Jeffrey, trn., 1995-96
 Moore, Marvin, F, 2004-05
 Moran, Jim, C, 1967
Morgano, Antonio, G, 2018
 Morris, L.B., G, 1919-20c
 Morris, Nate, C, 2017
 Morton, Oliver, F, 1997
 Murphy, George James, G, 1946
 Murphy, Sean, C, 1988-89-90-91
 Murray, Harvey, F, 1975-76
 Muse, Bill, G, 1976
 Myers, L.D., 1913

— N —

Neal, Cullen, G, 2017
 Nelson, Dundreous, G, 2011
 Neumann, Johnny, 1971
 Nevol Jon, mgr., 2012
 Newby, Martavious, G, 2013-14-15-16
 Nolen, Londrick, F, 2005-06co-c
 Norman, Will, G, 2012-13
 Nunnery, Cavadas, G, 2002-03-04-05co-c

— O —

Ogden, James Nicholson, F, 1917
 Ogide, Andy, F, 2007
Olejniczak, Dominik, C, 2018
 Oney, Chris, G, 1997
 Osso, Steve, G, 1976



HISTORY

— P —

Page, Forrest, G-F, 1943
 Palmer, Johnny, F-C, 1953-54
 Parker, Bill, 1949
 Parks, Quay, G-F, 1966-67
 Parnell, Jerme, F-C, 2005-06-07-08
 Partridge, John, C, 1964-65-66
 Partridge, Michael, F, 1982-83
 Pate, Grant, mgr., 1990
 Pate, Ward, mgr., 1991-92-93
 Patterson, Bob, C, 1977-78
 Patteron, Brandon, G, 2005-06
 Patton, Trey, mgr., 2018
 Paul, Mike, F, 1988-89
 Pearson, Trey, G, 2003
 Peel, Keith, F-C, 1991-92-93-94
 Peeper, Cade, G, 2013-14
 Peeples, Harold, 1939-40-41c
 Perez, Anthony, F, 2013-14-15-16
 Petty, John, mgr., 1939
 Phillips, Ary, G, 1927-28-29
 Phillips, Cary, G, 1927-28-29
 Pierce, Brad, G, 1982-83-84
 Poland, Bill, C, 1965-66-67
 Polynice, Eniel, G, 2007-08; 2010
 Poole, Barney, G, 1943
 Poole, Buster, F, 1935-36-37c
 Poole, Flemin, G, 1943
 Poole, Oliver, C, 1943
 Poole, Phillip, F, 1943
 Poole, Ray, G-C, 1942; 1946-47
 Poole, Will, G, 2008
 Powell, Matthew, mgr., 2018
 Powers, David N., 1909
 Pound, Robert, C, 1911-12-13-14c
 Prater, Charles, G, 1987-88
 Pruitt, Matt, G, 1999
 Puckett, Ernest F., 1909

— Q —

Quick, Dillard, F-C, 1992-93

— R —

Rape, Cy Amis, 1922
 Rape, Cyrus, F, 1920-21-22-23
 Rawlings, Buddy, F, 1971
 Ray, Bracken, mgr. 2018
 Reed, Justin, F, 2001-02-03-04co-c
 Reeves, R.B., F, 1948-49-50-51
 Reid, Russell, C-F, 1946-47
 Renfro, Billy, G, 1951-52
 Renshaw, Paul, G, 1909-10
 Reynolds, Robert, C, 1916-17
 Rhett, M.J., F, 2015
 Rhodes, Chris, F, 2002-03-04-05
 Rhodes, David, G, 1971-72-73
 Rich, Bruce, G, 1970-71
 Richmann, Ivan, C, 1958-59-60c
 Riley, Bernard L., G, 1954-55
 Risley, Jason, mgr., 1992
 Ritchwood, Curtis, F, 1985-86c
 Ritter, Tony, mgr., 1980
 Robbins, Jim, G, 1965
 Robbins, Ken, 1951-52c
 Robertson, G.H., F, 1909
 Robinson, Bobby Wayne, F-G, 1956-57-58
 Robinson, Todd, C, 1985
 Rodgers, Rab, G-F, 1934-35-36
 Rogers, Johnnie, F, 1997-98
 Rosamond, Darrell, G, 1947-48-49
 Ross, Lock, C-F, 1969-70
 Ross, Ralph, F-G, 1951-52-53
 Royster, Don, F-C, 1984-85
 Russell, Brian, mgr., 1993-94-95-96
 Russell, Earl Watkins, 1921
 Russell, Melanie, tnr., 1998

— S —

Salmon, Farley, F, 1945-46
 Sanders, Clarence, G, 2006-07
 Sanders, David, G, 2001-02-03
 Saiz, Sebastian, F, 2014-15-16-17
 Scales, Kelvin, F, 1992-93
 Schneller, Bill, F, 1939
 Schrader, Paul, F, 1946
 Schreiter, Spencer, G, 1964
 Schwartz, R., G, 1921-22-23-24
 Scott, Jarvelle, F, 2004
 Scruggs, Art, G, 1920-21-22c, 1923c
 Selby, Robert, F, 1927-28-29
 Sesay, Ansu, F, 1995-96-97-98
 Setser, Fred, G, 1967
 Shepherd, Dave, G, 1974-75
 Shields, Pete, G, 1911-12
 Short, Steadman, F, 2011-12
 Shoup, Lane, C, 1980-81-82
Shuler, Devontae, G, 2018
 Shutt, R. Spence, 2002
 Silins, Karlis, F, 2017
 Simpson, George, C, 1930-31-32
 Simpson, Harry, C, 1940-41-42
 Sims, J.J., C-F, 1993-94-95
 Sims, Ronnie, C, 1986-87
 Smith, Brian, G, 2005-06-07-08
 Smith, Don, C, 1950-51
 Smith, David (Red), F, 1971-72-73
 Smith, Eric, F, 1986-87
 Smith, Jason, F, 1996-97-98-99co-c
 Smith, Mike, F, 2006
 Smith, Randall, mgr., 2000
 Smith, Terence, 2015
 Smith, W.C., 1922
 Smythe, Frank, F, 1913-14
 Spach, Patrick, G, 2006-07-08-09
 Spencer, Marcus, G, 1992-93
 Stafford, Elvin A. (Pete), 1945
 Stagg, Leonard, F, 1943
 Stanley, Bob, G, 1945
 Stanley, Fred, C, 1965
 Stenftenagel, Eddie, G, 1952-53-54
 Stenftenagel, Jerome (Dimp), F, 1951-52-53c
 Steinhart, Jack, G-F, 1963-64-65
Stevens, Bruce, F, 2018
 Stevens, Dale, F, 1967-68
 Stevens, Joseph, 1935
 Stieg, Roger, C, 1980-81-82-83
 Stokes, Bill, G, 1955-56
 Strange, William (Earnest), F-C, 1930
 Strickland, Steve, F, 1971-72-73
 Stringfellow, Harold, F, 1948
 Stroud, John, F, 1977-78-79-80c
 Sumners, Chester L., C, 1919-20
 Summers, Jarvis, G, 2012-13-14-15
 Swan, William Orr, G, 1919
 Swinney, C.P., 1940
 Swor, Zollie, F, 1932-33
 Sylve, Bernard, F, 1989

— T —

Tate, Hugh, C, 1946
 Taylor, Chris (CT), mgr., 2005
 Taylor, Syniker, G, 2000
 Terrell, Ray, F, 1941
 Terry, Robert Bracey, F, 1926
 Thames, William, 1935
 Thomas, Tim, C, 1979-80-81-82
 Thompson, Allen Cavett, F, 1927
 Thompson, Bob, G, 1925
 Townsend, Marshall, 1916
 Tranbarger, Bruce, F, 1984; 86-87
 Traxler, Ewart John, F, 1926
 Tucker, Innafus N., 1911-12
 Tuminello, Dominic, 1931
 Tuohy, Sean, G, 1979-80-81-82
 Turner, Elston, F, 1978-79-80-81c
 Turner, Greg, F, 1988-89
 Turner, John O., mgr., 1992

Turner, Ken, F-G, 1967-68-69
 Tynes, Cliff, F, 1931-32c, 1933
Tyree, Breein, G, 2017-18
 Tyrtyschnik, Ilya, G, 2018

— V —

Varallo, Angelo, 1943
 Varner, Jim, G, 1976-77

— W —

Waddell, Ray, G, 2000
 Wade, Emmanuel, G, 2000-01-02-03
 Waggoner, Gene, G, 1972
 Wagster, Larry G, 1959-60-61
 Walker, Seth, mgr., 2002
 Walker, Joe, Sr., G, 1946
 Wall, Ronnie, F, 1966
 Walter, Byron S., C, 1911-12c
 Walton, C., 1911-12
 Ward, Charlie, G-F, 1968-69-70
 Ward, Edgar, F, 1988
 Ward, Jesse, F, 1938
 Warda, Tom, G-F, 1977-78
 Warren, Chris, G, 2008-09-10-11
 Washington, Tommy C, 1959; 1961
 Waters, Jack, F-G, 1959-60-61
 Watkins, Kevin, G, 1992-93
 Watson, 1931
 Watson, Terrence, F, 2008
 Weathers, Bill, F, 1947
 Wells, William G., 1924-25
 White, Bill, F, 1960-61-62
 White, LaDarius, G, 2012-13-14-15
 White, Malcolm, F, 2008-09
 White, Michael, G, 1996-97-98-99co-c
 White, Terrico, G, 2009-10
 Wilcher, Patrick, mgr., 2003-04
 Williams, Bill, G, 1938
 Williams, Bobby, G, 1956-57-58
 Williams, Donald, G, 2011
 Williams, Kenny, F, 2007-08
 Williams, LaTaryl, G, 1999-2000
 Williams, Mickey, G, 1966
 Williams, Nick, G, 2011-12-13
 Williams, Thomas, F, 1934-35
 Williams, Tommy, F, 1968-69
 Wilson, Donald Y., 1915
 Wilson, Marc, C, 1988-90-91
 Wilson, Ron, head mgr., 2001-02
 Wing, Albert, 1914, 1916-17c
 Winter, J. W., F, 1925-26-27
 Wood, Dan, G, 1941
 Woodward, Ray, F, 1943; 1946-47
 Wright, Herb, F, 1975-76
 Wright, John, G, 1946
 Wrobel, Derrick, mgr., 1998

— Y —

Yawn, Henry, 1918
 Yoder, Gary, G, 1974
 Young, Fred W., 1916
 Young, Marquis, C, 2006

Bold indicates returning players for 2018-19 season

ALL-TIME HEAD COACHES

Coach	Years	Wins	Losses	Pct	Coach	Years	Wins	Losses	Pct
E.R. Hubbard (1911)	1	9	3	.750	Eddie Crawford (1963-68)	6	46	97	.322
B.Y. Walton (1912)	1	10	2	.833	Cob Jarvis (1969-76)	8	87	117	.426
C.R. "Dudy" Noble (1919)	1	0	3	.000	Bob Weltlich (1977-82)	6	83	88	.485
R.L. Sullivan (1920-25)	6	66	36	.647	Lee Hunt (1983-86)	4	50	66	.431
Homer Hazel (1926-30)	5	54	32	.628	Ed Murphy (1987-92)	6	76	98	.437
Ed Walker (1931-35)	5	36	46	.439	Rob Evans (1993-98)	6	86	81	.515
George Bohler (1936-38)	3	53	27	.663	Rod Barnes (1999-2006)	8	141	109	.564
Frank Johnson (1939)	1	10	16	.385	Andy Kennedy (2007-2018)	12	245	156	.611
Charles Jaskwhich (1940-42)	3	15	43	.259	Tony Madlock (2018)^	1	1	4	.200
Edwin Hale (1943, 45)	2	23	18	.561					
Buster Poole (1946)	1	8	11	.421	*Yrs. with no head coach	7	24	42	.364
Jim Whatley (1947-49)	3	26	39	.400	(1909-1910, 1913-1917)				
B.L. "Country" Graham (1950-62)	13	144	168	.462	^Served as interim head coach				



E.R. Hubbard
1911




B.Y. Walton
1912



R.L. Sullivan
1920-1925



Homer Hazel
1926-1930




Ed Walker
1931-1935



George Bohler
1936-1938




Frank Johnson
1939



Charles Jaskwhich
1940-1942



Edwin Hale
1943, 1945



Buster Poole
1946



Jim Whatley
1947-1949




B.L. "Country" Graham
1950-1962



Eddie Crawford
1963-1968




Cob Jarvis
1969-1976



Bob Weltlich
1977-1982



Lee Hunt
1983-1986



Ed Murphy
1987-1992



Rob Evans
1993-1998



Rod Barnes
1999-2006





Andy Kennedy
2007-18



ALL-TIME ASSISTANT COACHES

Abernethy, Todd	2014-18
Adams, Jimmy	1987-90
Alexander, Denny	1991-93
Anderson, Ronnie	1986
Armstrong, Bill	2012-17
Barnes, Doug	1992
Barnes, Rod	1994-98
Barrett, Chris	1982-83 (GA)
Bolton, Bill	1969, 1975-76
Bowen, Jay	1989 (GA), 2004
Bozeman, Eric	1999-2005
Brent, Wayne	1999-2004
Caldwell, Jeff	1992 (GA)
Chappell, Rand	1986 (GA)
Coleman, James	1976 (GA)
Coleman, Ron	1971 (GA)
Dildy, Tracy	2005-06
Dukes, Marc	1999-2002
Hall, Tim	1987-88 (GA)
Hanks, Mike	1977-81
Harrell, Maurice	1987-90
Henson, Lou Jr.	1990-91 (GA)
Hudson, Wendell	1984-85
Jackson, Henry	1980 (GA)
Jackson, Pete	1978 (VA)
Jarvis, Cob	1967-68
Kyles, Joe	1979 (GA)
Lockhart, Rahim	2018
Madlock, Tony	2014-18
McCammon, Bill	1983-85
Miller, Owen	2007-11
Moeller, Steve	1983-86
O'Dowd, Dan	1994-98
Oran, Eddie	1977-82
Pate, Grant	2003-04, 2006
Peck, Paul	1991-92
Pennell, Russ	1993-98
Pinkins, Al	2012-14
Prince, John	1981-82
Proctor, Joe	1986
Reed, Ron	1980-82
Ritter, John	1977-78
Robbins, Kenny	1969-74
Robinson, Ronnie	1979
Rouco, Sergio	2012-14
Smith, Dave	1974 (JV)
Smithmier, Lawrence	1987-91
Stieg, Roger	1984 (GA)
Sutton, Sean	1993
Trammell, Robert	1976 (GA)
Turner, Ken H.	1971 (GA), 1972-76
Turner, Ken	1983
Ward, Torrey	2007-11
White, Michael	2005-11

GA - Graduate Assistant
 JV - Junior Varsity
 Volunteer Assistant




Rod Barnes (left) and Cob Jarvis boast the distinction of being promoted from assistant to head coach during their Ole Miss careers. They were both standout players on the court for the Rebels, as well.



Mike Hanks



John Prince




Sean Sutton



Tracy Dildy



Michael White



Wendell Hudson

Former Rebel assistants Mike Hanks, John Prince, Sean Sutton, Tracy Dildy, Michael White and Wendell Hudson all went on to become head coaches at the Division I level. Hanks was the head man at Samford (1981-84) and South Alabama (1984-87), Prince was head coach at Jackson State (1986-89), Sutton roamed the sidelines at Oklahoma State (2006-08), Hudson was head women's coach at Alabama (2008-13), Dildy is in his eighth season as the head coach at Chicago State, and White is in his third season as the head coach Florida after four years at Louisiana Tech.

YEAR-BY-YEAR RECORDS

Season	Record	SEC Record	SEC Finish	Head Coach
1908-09	1-4			
1909-10	0-7			
1910-11	9-3			E.R. Hubbard
1911-12	10-2			B.Y. Walton
1912-13	0-7			
1913-14	8-7			
1914-15	0-3			
1915-16	4-7			
1916-17	11-7			
1917-18	NO GAMES SCHEDULED (World War I)			
1918-19	0-3			C.R. Noble
1919-20	9-4			R.L. Sullivan
1920-21	9-7			R.L. Sullivan
1921-22	7-4			R.L. Sullivan
1922-23	8-7#			R.L. Sullivan
1923-24	16-6#			R.L. Sullivan
1924-25	17-8#			R.L. Sullivan
1925-26	16-2#			Homer Hazel
1926-27	13-5#			Homer Hazel
1927-28	10-9#			Homer Hazel
1928-29	9-9#			Homer Hazel
1929-30	6-7#			Homer Hazel
1930-31	6-9#			Ed Walker
1931-32	9-6#			Ed Walker
1932-33	6-12	5-7	8th	Ed Walker
1933-34	7-9	2-8	11th	Ed Walker
1934-35	8-10	5-7	10th	Ed Walker
1935-36	11-9	7-5	8th	George Bohler
1936-37	20-6	7-3	3rd	George Bohler
1937-38	22-12	11-2	2nd	George Bohler
1938-39	10-16	4-10	12th	Frank Johnson
1939-40	9-10	3-8	11th	Charles Jaskwlich
1940-41	2-18	2-15	12th	Charles Jaskwlich
1941-42	4-15	3-12	12th	Charles Jaskwlich
1942-43	8-10	6-8	8th	Edwin Hale
1943-44	NO GAMES SCHEDULED (World War II)			
1944-45	15-8	3-1	3rd	Edwin Hale
1945-46	8-11	2-8	11th	Buster Poole
1946-47	7-14	2-11	11th	Jim Whatley
1947-48	11-12	5-9	10th	Jim Whatley
1948-49	8-13	4-12	11th	Jim Whatley
1949-50	8-17	4-13	12th	B.L. Graham
1950-51	12-12	5-9	10th	B.L. Graham
1951-52	15-11	8-6	5th	B.L. Graham
1952-53	14-11	5-8	7th	B.L. Graham
1953-54	12-12	7-7	6th	B.L. Graham
1954-55	8-15	5-9	9th	B.L. Graham
1955-56	10-13	4-10	10th	B.L. Graham
1956-57	9-12	4-10	10th	B.L. Graham
1957-58	12-12	6-8	8th	B.L. Graham
1958-59	7-17	1-13	12th	B.L. Graham
1959-60	15-9	8-6	4th	B.L. Graham
1960-61	10-14	5-9	9th	B.L. Graham
1961-62	12-13	5-9	9th	B.L. Graham
1962-63	7-17	4-10	10th	Eddie Crawford
1963-64	10-12	7-7	7th	Eddie Crawford
1964-65	4-21	1-15	11th	Eddie Crawford
1965-66	5-18	2-14	10th	Eddie Crawford
1966-67	13-12	7-11	7th	Eddie Crawford
1967-68	7-17	4-14	9th	Eddie Crawford
1968-69	10-14	7-11	7th	Cob Jarvis
1969-70	10-15	6-12	7th	Cob Jarvis
1970-71	11-15	6-12	8th	Cob Jarvis
1971-72	13-12	8-10	6th	Cob Jarvis
1972-73	14-12	8-10	6th	Cob Jarvis

Season	Record	SEC Record	SEC Finish	Head Coach
1973-74	15-10	9-9	4th	Cob Jarvis
1974-75	8-18	4-14	9th	Cob Jarvis
1975-76	6-21	2-16	10th	Cob Jarvis
1976-77	11-16	5-13	9th	Bob Weltlich
1977-78	10-17	5-13	10th	Bob Weltlich
1978-79	11-16	6-12	8th	Bob Weltlich
1979-80	17-13	9-9	5th	Bob Weltlich
1980-81	16-14	8-10	6th	Bob Weltlich
1981-82	18-12	11-7	4th	Bob Weltlich
1982-83	19-12	10-8	2nd	Lee Hunt
1983-84	8-20	3-15	10th	Lee Hunt
1984-85	11-17	5-13	9th	Lee Hunt
1985-86	12-17	4-14	9th	Lee Hunt
1986-87	15-14	8-10	6th	Ed Murphy
1987-88	13-16	6-12	8th	Ed Murphy
1988-89	15-15	8-10	6th	Ed Murphy
1989-90	13-17	8-10	5th	Ed Murphy
1990-91	9-19	3-15	8th	Ed Murphy
1991-92	11-17	4-12	5th-W	Ed Murphy
1992-93	10-18	4-12	6th-W	Rob Evans
1993-94	14-13	7-9	4th-W	Rob Evans
1994-95	8-19	3-13	6th-W	Rob Evans
1995-96	12-15	6-10	5th-W	Rob Evans
1996-97	20-9	11-5	1st-W	Rob Evans
1997-98	22-7	12-4	1st-W	Rob Evans
1998-99	20-13	8-8	3rd-W	Rod Barnes
1999-2000	19-14	5-11	5th-W	Rod Barnes
2000-01	27-8	11-5	1st-W	Rod Barnes
2001-02	20-11	9-7	3rd-W	Rod Barnes
2002-03	14-15	4-12	T5th-W	Rod Barnes
2003-04	13-15	5-11	T4th-W	Rod Barnes
2004-05	14-17	4-12	5th-W	Rod Barnes
2005-06	14-16	4-12	T5th-W	Rod Barnes
2006-07	21-13	8-8	T1st-W	Andy Kennedy
2007-08	24-11	7-9	3rd-W	Andy Kennedy
2008-09	16-15	7-9	T4th-W	Andy Kennedy
2009-10	24-11	9-7	T1st-W	Andy Kennedy
2010-11	20-14	7-9	T3rd-W	Andy Kennedy
2011-12	20-14	8-8	T6th	Andy Kennedy
2012-13	27-9	12-6	T2nd	Andy Kennedy
2013-14	19-14	9-9	T6th	Andy Kennedy
2014-15	21-13	11-7	T3rd	Andy Kennedy
2015-16	20-12	10-8	T6th	Andy Kennedy
2016-17	22-14	10-8	T5th	Andy Kennedy
2017-18	12-20	5-13	14th	Andy Kennedy

Totals 1293-1302 512-823 (108 seasons)

— Ole Miss competed in the Southern Conference from 1922-1932

W — Southeastern Conference Western Division from 1992-2011

RECORD BY DECADES

Decade	No. of Years	Record	Pct.
1901-10	2	1-11	.083
1911-20	9	51-43	.543
1921-30	10	111-64	.634
1931-40	10	108-99	.522
1941-50	9	71-118	.376
1951-60	10	114-124	.479
1961-70	10	88-153	.365
1971-80	10	116-150	.436
1981-90	10	140-154	.476
1991-2000	10	145-144	.502
2001-10	10	187-132	.586
2011-present	8	161-110	.594
Totals	108	1293-1302	.498



SINGLE SEASON TEAM RECORDS

MOST GAMES

1.	36	(2016-17)
	36	(2012-13)
3.	35	(2009-10)
	35	(2007-08)
	35	(2000-01)
6.	34	(2014-15)
	34	(2011-12)
	34	(2010-11)
	34	(1937-38)

MOST WINS

1.	27	(2012-13)
	27	(2000-01)
3.	24	(2009-10)
	24	(2007-08)
5.	22	(2016-17)
	22	(1997-98)
	22	(1937-38)
8.	21	(2006-07)
	21	(2014-15)
10.	20	(2015-16)
	20	(2011-12)
	20	(2010-11)
	20	(2001-02)
	20	(1998-99)

MOST SEC WINS

1.	12	(2012-13)
	12	(1997-98)
3.	11	(2014-15)
	11	(2000-01)
	11	(1996-97)
	11	(1937-38)

MOST LOSSES

1.	21	(1975-76)
	21	(1964-65)
3.	20	(2017-18)
	20	(1983-84)
5.	19	(1994-95)
	19	(1990-91)
	19	(1974-75)

MOST SEC LOSSES

1.	16	(1975-76)
2.	15	(1990-91)
	15	(1983-84)
	15	(1974-75)
5.	14	(1985-86)

MOST POINTS SCORED

1.	2,807	(2016-17)
2.	2,781	(2007-08)
3.	2,779	(2012-13)
4.	2,743	(2009-10)
5.	2,540	(1998-99)

HIGHEST SCORING AVERAGE

1.	90.8	(1970-71)
2.	81.6	(1974-75)
3.	80.5	(1997-98)
4.	80.5	(1991-92)
5.	80.0	(1971-72)

MOST FIELD GOALS MADE

1.	1,034	(2007-08)
2.	986	(2009-10)
3.	977	(2012-13)
4.	929	(2006-07)
5.	914	(2016-17)

MOST FIELD GOALS ATTEMPTED

1.	2,253	(2007-08)
2.	2,230	(2012-13)
3.	2,185	(2009-10)
4.	2,161	(2016-17)
5.	2,134	(1951-52)

BEST FIELD GOAL PERCENTAGE

1.	54.3	(1981-82)
2.	51.5	(1979-80)
3.	49.8	(1980-81)
4.	48.9	(1978-79)
5.	48.5	(1982-83)

MOST 3-POINT FIELD GOALS MADE

1.	286	(2009-10)
2.	283	(2016-17)
3.	273	(2007-08)
4.	260	(2010-11)
5.	258	(2013-14)

MOST 3-POINT FIELD GOALS ATTEMPTED

1.	814	(2016-17)
2.	796	(2009-10)
3.	788	(2017-18)
4.	761	(2013-14)
5.	745	(2015-16)

BEST 3-POINT FIELD GOAL PERCENTAGE

1.	39.7	(1989-90)
2.	38.1	(1995-96)
3.	38.0	(2001-02)
4.	37.8	(1991-92)
5.	37.8	(1986-87)

MOST FREE THROWS MADE

1.	587	(2012-13)
2.	561	(2015-16)
3.	559	(2014-15)
4.	552	(2013-14)
5.	545	(1970-71)

MOST FREE THROWS ATTEMPTED

1.	926	(2016-17)
2.	866	(2012-13)
3.	836	(1998-99)
4.	831	(1997-98)
5.	829	(2000-01)

BEST FREE THROW PERCENTAGE

1.	77.3	(2014-15)
2.	75.6	(2010-11)
3.	75.2	(2016-17)
	75.2	(1970-71)
5.	74.6	(1982-83)

MOST REBOUNDS

1.	1,423	(2016-17)
2.	1,421	(2007-08)
3.	1,400	(2012-13)
4.	1,377	(2009-10)
5.	1,299	(2011-12)

BEST REBOUNDING AVERAGE

1.	50.1	(1956-57)
2.	46.8	(1972-73)
3.	45.8	(1975-76)
4.	45.4	(1973-74)
5.	44.6	(1969-70)

MOST ASSISTS

1.	558	(2007-08)
2.	545	(1998-99)
3.	500	(2000-01)
4.	488	(1991-92)
5.	486	(2009-10)

MOST TURNOVERS

1.	546	(1999-2000)
2.	540	(1976-77)
3.	532	(1993-94)
4.	516	(2016-17)
5.	503	(1992-93)

MOST BLOCKED SHOTS

1.	185	(2012-13)
2.	184	(2009-10)
3.	182	(2013-14)
4.	180	(2010-11)
5.	178	(2011-12)

MOST STEALS

1.	326	(1998-99)
2.	297	(2012-13)
3.	285	(2000-01)
4.	270	(1988-89)
5.	259	(2009-10)

MOST PERSONAL FOULS

1.	719	(2000-01)
2.	703	(2016-17)
	703	(1999-2000)
4.	678	(1998-99)
5.	668	(2014-15)

SINGLE GAME TEAM RECORDS

MOST POINTS SCORED

1. 118 vs. Union (12-10-53)
2. 117 vs. Arkansas (12-10-73)
3. 114 vs. Arkansas A&M (12-4-70)
4. 113 vs. Southern Miss, 2OT (12-19-95)
- 113 vs. LSU, OT (3-4-89)
- 113 vs. LSU (1-30-71)
- 113 vs. Baylor (12-29-70)
- 113 vs. Howard (12-1-55)

MOST FIELD GOALS MADE

1. 56 vs. Arkansas (12-10-73)
2. 48 vs. Vanderbilt (12-22-70)
3. 47 vs. Arkansas A&M (12-4-70)
4. 46 vs. Florence State (12-15-52)
5. 45 vs. LSU (1-30-71)
- 45 vs. NE Louisiana (12-1-70)
- 45 vs. Lipscomb (12-10-55)
- 45 vs. Union (12-10-53)

MOST FIELD GOALS ATTEMPTED

1. 117 vs. Georgia (1-7-52)
2. 112 vs. Mississippi College (12-3-51)
3. 109 vs. Birmingham-Southern (1-5-52)
4. 107 vs. Howard (12-1-55)
5. 104 vs. LSU (3-8-75)

BEST FIELD GOAL PERCENTAGE

1. 76.3 vs. Vanderbilt (1-5-83), 29-38 FG
(SEC record for a league game)
2. 72.9 vs. Mississippi State (2-16-80), 27-37 FG
3. 68.9 vs. Mississippi State (1-23-82), 20-29 FG
4. 67.7 vs. Centenary (12-19-2009), 42-62 FG
5. 67.4 vs. LSU (2-24-82), 29-42 FG

MOST 3-POINT FIELD GOALS MADE

1. 15 at Syracuse (3-18-2017)
- 15 vs. Oregon (12-8-2013)
3. 14 vs. Texas A&M-Corpus Christi (12-19-2017)
- 14 at Missouri (2-3-2016)
- 14 vs. Missouri (2-8-2014)
- 14 vs. Arkansas (3-5-2011)
- 14 vs. Jacksonville State (12-29-2009)

MOST 3-POINT FIELD GOALS ATTEMPTED

1. 35 vs. Oregon (12-8-2013)
- 35 vs. Mississippi State (1-13-2011)
3. 34 vs. Alabama (3-10-2016)
- 34 vs. Troy State (12-18-2000)
5. 32 vs. Rice (11/22/17)
- 32 at Syracuse (3-18-2017)
- 32 vs. Mississippi State (1-10-2007)

BEST 3-POINT FIELD GOAL PERCENTAGE

1. 100.0 vs. San Diego State (12-28-86), 4-4 FG
2. 83.3 vs. SE Louisiana (12-7-87), 5-6 FG
3. 75.0 vs. Mississippi State (2-14-87), 6-8 FG
4. 72.7 vs. Tennessee (3-9-90), 8-11
5. 70.0 vs. Lamar (12-4-93), 7-10 FG
- 70.0 vs. Georgia (12-22-89), 7-10 FG

MOST FREE THROWS MADE

1. 41 vs. Vanderbilt (1-17-55)
2. 40 vs. Tulane (2-26-55)
- 40 vs. Georgia Southern (11-16-2015)
4. 39 vs. Vanderbilt (2-13-80)
- 39 vs. Eastern Kentucky (12-16-59)

MOST FREE THROWS ATTEMPTED

1. 55 vs. Vanderbilt (2-13-80)
2. 53 vs. Georgia Southern (11-16-15)
3. 52 vs. Arkansas (1-9-99)
- 52 vs. Tulane (2-26-55)
5. 51 vs. Southern Miss (12-19-95)
- 51 vs. Eastern Kentucky (12-16-55)

BEST FREE THROW PERCENTAGE

- (10-19 attempts)
1. 100.0 vs. Mississippi State (2-28-59), 10-10 FT
 2. 94.4 vs. Mississippi State (2-20-82), 17-18 FT
 3. 94.1 vs. Kentucky (12-29-206), 16-17 FT
- (20-29 attempts)
1. 100.0 vs. South Alabama (11-18-2008), 22-22 FT
 2. 95.7 vs. Baylor (1-28-2017), 22-23 FT
 - 95.7 vs. Murray State (11-17-2010), 22-23 FT

(30+ attempts)

1. 89.2 vs. Alabama (2-6-82), 33-37 FT
2. 88.6 vs. Georgia (2-16-57), 31-35 FT
3. 87.8 vs. Texas (12-5-66), 36-41 FT

MOST REBOUNDS

1. 84 vs. Indiana State-Evansville (12-1-75)
2. 80 vs. Howard (12-2-57)
3. 73 vs. SE Louisiana (12-2-58)
4. 71 vs. Arkansas A&M (12-6-67)
5. 69 vs. Arkansas A&M (12-4-71)

MOST ASSISTS

1. 33 vs. Sam Houston State (12-30-89)
2. 32 vs. Centenary (12-19-2009)
3. 29 vs. UT-Martin (12-21-2004)
- 29 vs. Prairie View A&M (12-29-98)
5. 28 vs. Houston Baptist (2-5-96)
- 28 vs. Lamar (12-4-93)

MOST BLOCKED SHOTS

1. 13 vs. Bradley (12-19-2016)
- 13 vs. Loyola-New Orleans (12-1-93)
3. 12 vs. Mississippi Valley State (12-10-2011)
- 12 vs. Arkansas (2-5-2011)
- 12 vs. Indiana (11-19-2009)
- 12 vs. Prairie View A&M (12-29-99)

MOST STEALS

1. 24 vs. Christian Brothers (11-25-88)
2. 22 vs. Prairie View A&M (11-30-91)
3. 21 vs. Houston Baptist (2-5-96)
4. 20 vs. Lipscomb (11-23-2012)
5. 18 vs. Louisiana-Monroe (11-24-2007)
- 18 vs. Louisiana-Monroe (12-18-2004)
- 18 vs. LSU (2-27-99)
- 18 vs. NE Louisiana (12-2-98)
- 18 vs. Georgia (1-22-94)

MOST TURNOVERS

1. 39 vs. Missouri-Western (11-29-75)
2. 33 vs. Kentucky (1-24-77)
3. 32 vs. McNeese State (12-31-94)
4. 31 vs. Tennessee Tech (12-3-79)
5. 30 vs. Ball State (12-6-97)
- 30 vs. Long Island (12-5-97)
- 30 vs. Arkansas (1-5-94)

MOST PERSONAL FOULS

1. 38 vs. Kentucky (3-5-82)
2. 35 vs. Kentucky (3-5-99)
- 35 vs. Florida (2-2-91)
4. 34 Five Times



B.L. "Country" Graham's 1953-54 squad set a school record with 118 points vs. Union, which still stands as the most points in a game in program history.



RECORDS

100-POINT GAMES

1-2-52	Kentucky	58-116	L	12-4-70	Arkansas A&M	114-86	W	12-4-78	Bowling Green	100-78	W	11-24-06	Nicholls	100-80	W
1-7-52	Georgia	103-52	W	12-12-70	Auburn	108-96	W	1-11-79	Miss. State (2ot)	92-101	L	11-16-07	Lamar	108-70	W
12-8-52	Arkansas St.	100-80	W	12-15-70	Southern Miss	109-100	W	11-25-88	Christian Brothers	101-60	W	11-27-07	Troy	102-76	W
12-15-52	Florence St.	111-92	W	12-19-70	Marshall	98-118	L	2-1-89	LSU	75-105	L	12-13-08	New Mexico	70-103	L
12-20-52	Arkansas	72-104	L	12-22-70	Vanderbilt	112-130	L	3-4-89	LSU (ot)	113-112	W	12-19-09	Centenary	108-64	W
12-10-53	Union	*118-82	W	12-29-70	Baylor	&113-132	L	1-24-90	Miss. State (4ot)	102-104	L	12-13-10	Miss. Valley St.	101-69	W
12-1-55	Howard	113-62	W	12-30-70	The Citadel	90-109	L	2-21-90	Georgia	83-107	L	12-30-10	Alcorn State	100-62	W
12-10-55	David Lipscomb	109-78	W	1-2-71	Kentucky	95-103	L	3-3-90	LSU	94-103	L	2-16-12	Vanderbilt	76-102	L
12-14-55	Howard	108-74	W	1-25-71	Florida	86-106	L	1-30-91	Georgia	62-117	L	11-22-13	Miss. Valley St.	111-82	W
1-30-56	Miss. State	79-100	L	1-30-71	LSU	113-90	W	11-30-91	Prairie View	101-50	W	12-8-13	Oregon	105-115	L
2-6-56	LSU	76-100	L	2-1-71	Alabama	91-101	L	12-19-91	Alcorn State	111-67	W	3-5-14	Arkansas	80-110	L
2-18-56	Georgia	105-65	W	2-6-71	Kentucky	86-121	L	1-18-92	Arkansas	93-114	L	12-16-17	Illinois State (ot)	97-101	L
2-22-57	Tulane	74-102	L	12-4-71	Arkansas A&M	107-60	W	2-25-92	LSU	69-100	L	Overall 100-point game record . . . 44-55			
2-16-59	Florida (ot)	97-102	L	12-15-71	Southern Miss	107-92	W	2-29-92	Auburn	84-110	L	Key:			
2-3-62	Tulane	77-107	L	3-4-72	LSU	101-78	W	3-7-92	Arkansas	83-100	L	^ Largest margin of defeat for Ole Miss in a 100-point contest; largest margin of defeat in Rebel history was an 84-18 setback to Miss. State in the 1913-14 season			
2-8-64	Kentucky	59-102	L	12-29-72	Texas A&M	83-100	L	12-3-92	Houston Baptist	103-61	W	* Most points scored by Ole Miss in a single game			
1-9-65	Alabama	72-107	L	12-10-73	Arkansas	117-66	W	12-21-92	SW Louisiana	87-103	L	# First game in Tad Smith Coliseum			
1-23-65	Miss. State	72-101	L	12-28-73	Louisiana Tech.	105-76	W	2-15-95	LSU	102-90	W	& Most points by an Ole Miss opponent; most points combined in a single game in Ole Miss history			
2-6-65	Kentucky	65-102	L	1-6-75	Auburn	86-104	L	12-19-95	Southern Miss (2ot)	113-107	W	% Gerald Glass-Chris Jackson duel (Glass 53 points, Jackson 55)			
1-8-66	Tennessee	55-102	L	1-11-75	Tennessee	82-102	L	2-5-96	Houston Baptist	106-63	W	\$ School record for largest margin of victory			
1-10-66	Vanderbilt	58-106	L	1-27-75	Miss. State	80-100	L	12-5-97	Long Island	102-99	W				
2-21-66	Kentucky	#65-108	L	2-17-75	Kentucky	89-108	L	12-17-97	Belmont	100-59	W				
12-2-67	Miss. College	108-87	W	2-22-75	Florida	101-92	W	12-20-97	Prairie View	106-59	W				
2-26-68	Georgia	77-111	L	1-10-76	LSU	74-100	L	2-5-98	Arkansas	87-100	L				
2-8-69	Kentucky	68-104	L	2-21-76	Tennessee	81-105	L	11-28-98	Austin Peay St.	105-62	W				
1-31-70	LSU	86-109	L	3-8-76	Auburn	88-103	L	12-7-98	West Alabama	101-68	W				
2-7-70	Kentucky	85-120	L	1-10-77	Alabama	88-101	L	12-29-98	Prairie View	\$111-50	W				
2-28-70	LSU	90-103	L	1-24-77	Kentucky	73-100	L	3-3-2001	Alabama	105-71	W				
12-1-70	NE Louisiana	112-97	W	11-26-77	Notre Dame	62-111	L	11-26-05	Centenary	107-67	W				


LARGEST MARGIN OF VICTORY

	Date	Opponent	OM	Opp.	Margin
1.	12/29/1998	Prairie View A&M	111	50	61
2.	12/7/1950	Southwestern	89	30	59
T3.	1923-24	College Hill	56	2	54
T3.	1/26/1917	Union	70	16	54
5.	2/26/1945	Arkansas State	76	24	52
T6.	11/18/2000	Arkansas-Pine Bluff	98	47	51
T6.	11/30/1991	Prairie View A&M	101	50	51
T6.	12/10/1973	Arkansas	117	66	51
T6.	12/2/1957	Howard	97	46	51
T6.	12/1/1955	Howard	113	62	51
T6.	1/7/1952	Georgia	103	52	51
T6.	2/2/1937	Water Valley	83	32	51
13.	1/5/1952	Birmingham So.	92	42	50
14.	11/16/1998	Belmont	91	42	49
15.	2/12/1914	Meridian YMCA	68	20	48
T16.	11/28/2001	Morris Brown	92	45	47
T16.	12/30/1997	Northwestern State	99	52	47
T16.	12/20/1997	Prarie View A&M	106	59	47
T19.	11/23/2012	Lipscomb	91	45	46
T19.	1/8/1932	Ecro	76	30	46
T19.	2/9/1911	Clark Memorial	53	7	46
T21.	11/24/1997	Ark. Pine Bluff	81	36	45
T21.	12/30/1995	Prairie View A&M	96	51	45
T21.	1/9/1937	Tupelo	64	19	45
T21.	2/16/1920	Millsaps	60	15	45
T25.	12/19/2009	Centenary	108	64	44
T25.	11/23/1998	Alabama A&M	89	45	44
T25.	12/19/1991	Alcorn State	111	67	44

LARGEST MARGIN OF DEFEAT


	Date	Opponent	OM	Opp.	Margin
1.	2/26/1914	Miss. State	18	84	66
2.	1/2/1952	Kentucky	58	116	58
3.	1/30/1991	Georgia	62	117	55
4.	2/16/1949	Kentucky	31	85	54
T5.	11/19/2005	New Mexico	42	95	53
T5.	2/15/1947	Alabama	30	83	53
T5.	2/25/1914	Miss. State	15	68	53
8.	1/25/1913	Union	26	77	51
9.	11/26/1977	Notre Dame	62	111	49
10.	1/10/1966	Vanderbilt	58	106	48
T11.	2/17/1993	Florida	47	94	47
T11.	1/8/1966	Tennessee	55	102	47
T11.	2/3/1951	Kentucky	39	86	47
14.	2/8/1965	Tennessee	50	96	46
15.	2/16/2000	LSU	53	97	44
T16.	1/30/1967	Kentucky	53	96	43
T16.	2/21/1966	Kentucky	65	108	43
T16.	2/8/1964	Kentucky	59	102	43
T19.	1/14/1995	Miss. State	52	94	42
T19.	2/3/1968	Tennessee	46	88	42
T19.	1/27/1968	Tennessee	46	88	42
22.	2/14/1939	LSU	18	59	41
T23.	2/22/2006	Kentucky	40	80	40
T23.	2/15/1950	Kentucky	50	90	40
T23.	2/11/1949	Tulane	34	74	40
T23.	2/4/1915	Millsaps	20	60	40

2,000-POINT CLUB




1. JOHN STROUD		2,328		
YEAR	GAMES	PTS	AVG	
1976-77	26	376	14.5	
1977-78	27	488	18.1	
1978-79	27	709	26.3	
1979-80	30	755	25.2	
TOTALS	110	2328	21.2	

Stroud's 2,328 career points third in SEC history.




2. JOE HARVELL		2,078		
YEAR	GAMES	PTS	AVG	
1989-90	30	395	13.2	
1990-91	28	488	17.4	
1991-92	28	699	25.0	
1992-93	28	496	17.7	
TOTALS	114	2078	18.2	

Harvell's 2,078 career points 18th in SEC history.




3. CHRIS WARREN		2,021		
YEAR	GAMES	PTS	AVG	
2007-08	35	554	15.8	
2008-09	11	216	19.6	
2009-10	35	602	17.2	
2010-11	34	649	19.1	
TOTALS	81	2021	17.6	


1,000-POINT CLUB




4. CARLOS CLARK		1,822		
YEAR	GAMES	PTS	AVG	
1979-80	29	164	5.7	
1980-81	28	392	14.0	
1981-82	30	634	21.1	
1982-83	31	632	20.4	
TOTALS	118	1822	15.4	




8. JARVIS SUMMERS		1,629		
YEAR	GAMES	PTS	AVG	
2011-12	34	354	10.4	
2012-13	34	309	9.1	
2013-14	33	570	17.3	
2014-15	33	396	12.0	
TOTALS	134	1629	12.2	



5. ELSTON TURNER		1,805		
YEAR	GAMES	PTS	AVG	
1977-78	27	269	9.9	
1978-79	27	430	15.9	
1979-80	30	508	16.9	
1980-81	29	598	20.6	
TOTALS	113	1805	15.9	




9. JOE GIBBON		1,601		
YEAR	GAMES	PTS	AVG	
1953-54	20	109	5.5	
1954-55	23	373	16.2	
1955-56	22	488	22.2	
1956-57	21	631	30.1	
TOTALS	86	1601	18.9	



6. JUSTIN REED		1,785		
YEAR	GAMES	PTS	AVG	
2000-01	35	385	11.0	
2001-02	31	453	14.6	
2002-03	28	430	15.4	
2003-04	28	517	18.5	
TOTALS	122	1785	14.6	



10. GERALD GLASS		1,564		
YEAR	GAMES	PTS	AVG	
1988-89	30	841	28.0	
1989-90	30	723	24.1	
TOTALS	60	1564	26.1	




7. KEITH CARTER		1,682		
YEAR	GAMES	PTS	AVG	
1995-96	27	372	13.8	
1996-97	28	340	12.1	
1997-98	29	428	14.8	
1998-99	33	542	16.4	
TOTALS	117	1682	14.3	



11. DON KESSINGER		1,553		
YEAR	GAMES	PTS	AVG	
1961-62	25	536	21.4	
1962-63	23	501	21.8	
1963-64	22	516	23.5	
TOTALS	70	1553	22.2	




RECORDS




12. AARON HARPER				1,505
YEAR	GAMES	PTS	AVG	
2000-01	35	321	9.2	
2001-02	31	368	11.9	
2002-03	29	354	12.2	
2003-04	28	462	16.5	
TOTALS	123	1505	12.2	




20. MARSHALL HENDERSON				1,293
YEAR	GAMES	PTS	AVG	
2012-13	36	722	20.6	
2013-14	30	571	19.3	
TOTALS	66	1293	19.6	



13. MURPHY HOLLOWAY				1,476
YEAR	GAMES	PTS	AVG	
2008-09	31	261	8.4	
2009-10	34	345	10.1	
2011-12	31	348	11.2	
2012-13	36	522	14.5	
TOTALS	132	1476	11.2	




21. JASON SMITH				1,286
YEAR	GAMES	PTS	AVG	
1995-96	27	248	9.2	
1996-97	29	330	11.4	
1997-98	29	283	9.8	
1998-99	33	425	12.9	
TOTALS	118	1286	10.9	



14. ANSU SESAY				1,428
YEAR	GAMES	PTS	AVG	
1994-95	27	195	7.2	
1995-96	25	264	10.6	
1996-97	29	429	14.8	
1997-98	29	540	18.6	
TOTALS	110	1428	13.0	




22. ZACH GRAHAM				1,274
YEAR	GAMES	PTS	AVG	
2007-08	35	206	5.9	
2008-09	31	264	8.5	
2009-10	35	321	9.2	
2010-11	34	483	14.2	
TOTALS	135	1274	9.4	




15. ERIC LAIRD				1,421
YEAR	GAMES	PTS	AVG	
1981-82	30	239	7.9	
1982-83	31	347	11.2	
1983-84	28	488	17.3	
1984-85	21	347	16.5	
TOTALS	110	1421	12.9	




23. SEBASTIAN SAIZ				1,273
YEAR	GAMES	PTS	AVG	
2013-14	33	168	5.1	
2014-15	34	257	7.6	
2015-16	26	305	11.7	
2016-17	36	543	15.1	
TOTALS	129	1273	9.9	




16. JACK WATERS				1,384
YEAR	GAMES	PTS	AVG	
1958-59	24	446	18.6	
1959-60	24	469	19.5	
1960-61	23	469	20.4	
TOTALS	71	1384	19.5	




24. B.L. "COUNTRY" GRAHAM				1,259
YEAR	GAMES	PTS	AVG	
1935-36	18	262	14.6	
1936-37	26	422	16.2	
1937-38	32	575	17.4	
TOTALS	76	1259	16.6	




17. TIM JUMPER				1,375
YEAR	GAMES	PTS	AVG	
1987-88	29	394	13.6	
1988-89	22	277	12.6	
1989-90	30	353	11.8	
1990-91	28	351	12.5	
TOTALS	109	1375	12.6	



25. DWAYNE CURTIS				1,232
YEAR	GAMES	PTS	AVG	
2005-06	29	393	13.6	
2006-07	26	316	12.2	
2007-08	35	523	14.9	
TOTALS	90	1232	13.7	




18. COB JARVIS				1,313
YEAR	GAMES	PTS	AVG	
1951-52	26	403	15.5	
1952-53	24	557	23.2	
1953-54	18	353	19.6	
TOTALS	68	1313	19.3	




26. WALTER ACTWOOD				1,216
YEAR	GAMES	PTS	AVG	
1973-74	25	245	9.8	
1974-75	26	360	13.8	
1975-76	27	324	12.0	
1976-77	25	287	11.5	
TOTALS	103	1216	11.8	




19. STEFAN MOODY				1,294
YEAR	GAMES	PTS	AVG	
2014-15	34	563	16.6	
2015-16	31	731	23.6	
TOTALS	65	1294	19.9	




27. ROD BARNES				1,201
YEAR	GAMES	PTS	AVG	
1984-85	16	17	1.1	
1985-86	29	297	10.2	
1986-87	29	336	11.6	
1987-88	29	551	19.0	
TOTALS	103	1201	11.7	




28. RAHIM LOCKHART				1,160
YEAR	GAMES	PTS	AVG	
1997-98	27	95	3.5	
1998-99	28	206	7.4	
1999-2000	33	403	12.2	
2000-01	35	456	13.0	
TOTALS	123	1160	9.4	




35. JASON HARRISON				1,066
YEAR	GAMES	PTS	AVG	
1998-99	33	208	6.3	
1999-00	33	311	9.4	
2000-01	35	247	7.1	
2001-02	31	300	9.7	
TOTALS	132	1066	8.1	



29. KEN TURNER				1,159
YEAR	GAMES	PTS	AVG	
1966-67	25	359	14.5	
1967-68	24	332	13.8	
1968-69	24	468	19.5	
TOTALS	73	1159	15.9	




36. RON COLEMAN				1,046
YEAR	GAMES	PTS	AVG	
1967-68	23	244	10.6	
1968-69	24	303	12.6	
1969-70	24	499	20.8	
TOTALS	71	1046	14.7	




30. JACK MARSHALL				1,137
YEAR	GAMES	PTS	AVG	
1945-46	17	162	10.6	
1946-47	19	133	7.0	
1947-48	23	280	12.2	
1948-49	21	283	13.5	
1949-50	25	279	11.2	
TOTALS	105	1137	10.8	




37. DENVER BRACKEEN				1,040
YEAR	GAMES	PTS	AVG	
1953-54	20	441	22.1	
1954-55	22	599	27.2	
TOTALS	42	1040	24.8	




31. JOE AYERS				1,130
YEAR	GAMES	PTS	AVG	
1983-84	27	150	5.6	
1984-85	27	338	12.5	
1985-86	29	244	8.4	
1986-87	29	398	13.7	
TOTALS	112	1130	10.1	



38. TODD ABERNETHY				1,036
YEAR	GAMES	PTS	AVG	
2003-04	28	150	5.4	
2004-05	31	256	8.3	
2005-06	30	259	8.6	
2006-07	33	371	11.2	
TOTALS	122	1036	8.5	




32. FRED COX				1,105
YEAR	GAMES	PTS	AVG	
1971-72	25	401	16.0	
1972-73	26	370	14.2	
1973-74	25	334	13.4	
TOTALS	76	1105	14.5	



39. TERENCE DAVIS				1,011
YEAR	GAMES	PTS	AVG	
2015-16	20	36	1.8	
2016-17	36	535	14.9	
2017-18	32	440	13.8	
TOTALS	88	1011	11.5	



33. TERRANCE HENRY				1,095
YEAR	GAMES	PTS	AVG	
2008-09	31	131	4.2	
2009-10	33	211	6.4	
2010-11	34	329	9.7	
2011-12	34	424	12.5	
TOTALS	132	1095	8.3	



34. COOLIDGE BALL				1,072
YEAR	GAMES	PTS	AVG	
1971-72	25	421	16.8	
1972-73	26	357	13.7	
1973-74	25	294	11.8	
TOTALS	76	1072	14.1	




RECORDS

* - Denotes SEC Record

POINTS SCORED

CAREER

1. 2,328 John Stroud (110 games, 1977-80)
2. 2,078 Joe Harvell (114 games, 1990-93)
3. 2,021 Chris Warren (115 games, 2008-11)
4. 1,822 Carlos Clark (118 games, 1980-83)
5. 1,805 Elston Turner (113 games, 1978-81)
6. 1,785 Justin Reed (122 games, 2001-04)
7. 1,682 Keith Carter (117 games, 1996-99)
8. 1,629 Jarvis Summers (134 games, 2012-15)
9. 1,601 Joe Gibbon (86 games, 1954-57)
10. 1,564 Gerald Glass (60 games, 1989-90)
11. 1,553 Don Kessinger (70 games, 1962-64)
12. 1,505 Aaron Harper (123 games, 2001-04)
13. 1,476 Murphy Holloway (132 games, 2009-13)
14. 1,428 Ansu Sesay (110 games, 1995-98)
15. 1,421 Eric Laird (110 games, 1982-85)
16. 1,384 Jack Waters (71 games, 1959-61)
17. 1,375 Tim Jumper (109 games, 1988-91)
18. 1,313 Cob Jarvis (68 games, 1952-54)
19. 1,294 Stefan Moody (65 games, 2014-16)
20. 1,293 Marshall Henderson (66 games, 2013-14)
21. 1,286 Jason Smith (118 games, 1996-99)
22. 1,274 Zach Graham (135 games, 2008-11)
23. 1,273 Sebastian Saiz (129 games, 2014-17)
24. 1,259 B.L. Graham (76 games, 1936-38)
25. 1,232 Dwayne Curtis (90 games, 2006-08)
26. 1,216 Walter Actwood (103 games, 1974-77)
27. 1,201 Roderick Barnes (103 games, 1985-88)
28. 1,160 Rahim Lockhart (123 games, 1998-2001)
29. 1,159 Ken Turner (73 games, 1967-69)
30. 1,137 Jack Marshall (105 games, 1946-50)
31. 1,130 Joe Ayers (112 games, 1984-87)
32. 1,105 Fred Cox (76 games, 1972-74)
33. 1,095 Terrance Henry (132 games, 2009-12)
34. 1,072 Coolidge Ball (76 games, 1972-74)
35. 1,066 Jason Harrison (132 games, 1999-2002)
36. 1,046 Ron Coleman (71 games, 1968-70)
37. 1,040 Denver Brackeen (42 games, 1954-55)
38. 1,036 Todd Abernethy (122 games, 2004-07)
- 39. 1,011 Terence Davis (88 games, 2016-Present)**



Ole Miss' all-time leading scorer John Stroud boasts the third-most points in SEC history.

INDIVIDUAL RECORDS

SEASON

1. 923 Johnny Neumann (23 games, 1971)
2. 841 Gerald Glass (30 games, 1989)
3. 755 John Stroud (30 games, 1980)
4. 731 Stefan Moody (31 games, 2016)
5. 723 Gerald Glass (30 games, 1990)
6. 722 Marshall Henderson (36 games, 2013)
7. 709 John Stroud (27 games, 1979)
8. 699 Joe Harvell (28 games, 1992)
9. 649 Chris Warren (34 games, 2011)
10. 634 Carlos Clark (30 games, 1982)

GAME

1. 63 Johnny Neumann vs. LSU (1-30-71)
2. 60 Johnny Neumann vs. Baylor (12-29-70)
3. 57 Johnny Neumann vs. USM (12-15-70)
4. 53 Gerald Glass vs. LSU (3-4-89)
- 53 Johnny Neumann vs. Vanderbilt (12-2-70)
6. 51 Johnny Neumann vs. Ark. A&M (12-4-70)
7. 49 Don Kessinger vs. Tulane (2-2-63)
8. 48 Don Kessinger vs. Tennessee (2-12-63)
9. 47 Johnny Neumann vs. Kentucky (1-2-71)
10. 46 Johnny Neumann vs. Vanderbilt (2-10-71)
- 46 Johnny Neumann vs. Kentucky (2-6-71)
- 46 Joe Gibbon vs. LSU (2-23-57)
13. 43 Johnny Neumann vs. Alabama (2-1-71)
- 43 Johnny Neumann vs. Marshall (12-19-70)
- 43 Joe Gibbon vs. Tennessee (2-11-57)
- 43 Stefan Moody vs. Mississippi St. (3-2-16)
17. 42 John Stroud vs. Mississippi St. (1-11-79)
18. 41 Deandre Burnett vs. Oral Roberts (11-18-2016)
- 41 John Stroud vs. Memphis State (12-26-78)
- 41 Johnny Neumann vs. NE Louisiana (12-1-70)
- 41 Joe Gibbon vs. Georgia (2-16-57)


SCORING AVERAGE

CAREER

1. 40.1 Johnny Neumann (23 games, 1971)
2. 26.1 Gerald Glass (60 games, 1989-90)
3. 24.8 Denver Brackeen (42 games, 1954-55)
4. 22.2 Don Kessinger (70 games, 1962-64)
5. 21.2 John Stroud (110 games, 1977-80)
6. 19.9 Stefan Moody (65 games, 2014-16)
7. 19.6 Marshall Henderson (66 games, 2013-214)
8. 19.5 Jack Waters (71 games, 1959-61)
9. 19.3 Cob Jarvis (68 games, 1952-54)
10. 18.9 Joe Gibbon (86 games, 1954-57)

SEASON

1. 40.1 Johnny Neumann (23 games, 1971)
2. 30.1 Joe Gibbon (21 games, 1957)
3. 28.0 Gerald Glass (30 games, 1989)
4. 27.2 Denver Brackeen (22 games, 1955)
5. 26.3 John Stroud (27 games, 1979)
6. 25.2 John Stroud (30 games, 1980)
7. 25.0 Joe Harvell (28 games, 1992)
8. 24.1 Gerald Glass (30 games, 1990)
9. 23.6 Stefan Moody (31 games, 2016)
10. 23.5 Don Kessinger (22 games, 1964)



Joe Harvell scored the second-most points in school history and is one of three Rebels to reach 2,000.

FIELD GOALS MADE

CAREER

1. 894 John Stroud (110 games, 1977-80)
2. 813 Joe Harvell (114 games, 1989-93)
3. 754 Elston Turner (113 games, 1978-81)
4. 710 Carlos Clark (118 games, 1980-83)
5. 679 Justin Reed (122 games, 2001-04)
6. 634 Chris Warren (115 games, 2008-11)
7. 615 Murphy Holloway (132 games, 2009-13)
8. 612 Don Kessinger (70 games, 1962-64)
9. 610 Gerald Glass (60 games, 1989-90)
10. 596 Joe Gibbon (86 games, 1954-57)

SEASON

1. 366 Johnny Neumann (23 games, 1971)
2. 326 Gerald Glass (30 games, 1989)
3. 284 Gerald Glass (30 games, 1990)
4. 277 John Stroud (27 games, 1979)
5. 267 Joe Harvell (28 games, 1992)
6. 261 John Stroud (30 games, 1980)
7. 251 Carlos Clark (30 games, 1982)
8. 246 Elston Turner (30 games, 1981)
9. 235 Carlos Clark (31 games, 1983)
10. 227 Joe Gibbon (21 games, 1957)

GAME

1. 26 *Johnny Neumann vs. LSU (1-30-71)
2. 24 Johnny Neumann vs. Baylor (12-29-70)
3. 23 Johnny Neumann vs. Vanderbilt (12-22-70)

- 4. 22 Don Kessinger vs. Tulane (2-2-63)
- 5. 21 Johnny Neumann vs. Ark. A&M (12-4-70)
- 6. 20 Gerald Glass vs. LSU (3-4-89)
- 20 Johnny Neumann vs. Kentucky (1-2-71)
- 20 Johnny Neumann vs. USM (12-15-70)
- 9. 19 Johnny Neumann vs. Vanderbilt (2-10-71)
- 10. 18 Johnny Neumann vs. Kentucky (2-6-71)
- 18 Johnny Neumann vs. NE Louisiana (12-1-70)
- 18 Don Kessinger vs. Tennessee (2-12-63)

FIELD GOALS ATTEMPTED

CAREER

- 1. 1,708 Joe Harvell (114 games, 1990-93)
- 2. 1,695 John Stroud (110 games, 1977-80)
- 3. 1,563 Chris Warren (115 games, 2008-11)
- 4. 1,495 Elston Turner (113 games, 1978-81)
- 5. 1,452 Joe Gibbon (86 games, 1954-57)
- 6. 1,425 Justin Reed (122 games, 2001-04)
- 7. 1,411 Don Kessinger (70 games, 1962-64)
- 8. 1,321 Jack Waters (71 games, 1959-61)
- 9. 1,297 Carlos Clark (118 games, 1980-83)
- 10. 1,290 Keith Carter (117 games, 1996-99)

SEASON

- 1. 792 Johnny Neumann (23 games, 1971)
- 2. 613 Gerald Glass (30 games, 1989)
- 3. 580 Gerald Glass (30 games, 1990)
- 4. 549 Marshall Henderson (36 games, 2013)
- 5. 548 Joe Gibbon (21 games, 1957)
- 6. 537 Joe Harvell (28 games, 1992)
- 7. 509 Stefan Moody (31 games, 2016)
- 8. 496 Don Kessinger (22 games, 1964)
- 9. 495 Jack Waters (24 games, 1959)
- 10. 487 Marshall Henderson (22 games, 2014)

GAME

- 1. 50 Johnny Neumann vs. Kentucky (2-6-71)
- 2. 49 Johnny Neumann vs. Vanderbilt (12-22-70)
- 3. 44 Johnny Neumann vs. USM (12-15-70)
- 4. 43 Johnny Neumann vs. Marshall (12-19-70)
- 5. 41 Johnny Neumann vs. Kentucky (2-6-71)
- 6. 40 Johnny Neumann vs. LSU (1-30-71)
- 40 Johnny Neumann vs. Baylor (12-29-70)
- 40 Johnny Neumann vs. Florida (1-25-71)
- 9. 39 Johnny Neumann vs. Alabama (2-1-71)
- 10. 36 Gerald Glass vs. LSU (3-4-89)
- 36 Johnny Neumann vs. NE Louisiana (12-1-70)
- 36 Joe Gibbon vs. LSU (2-23-57)

FIELD GOAL PERCENTAGE

CAREER (MINIMUM 600 ATTEMPTS)

- 1. .584 Dwayne Curtis (506-866, 2006-08)
- 2. .573 Reginald Buckner (353-616, 2010-13)
- 3. .561 Rahim Lockhart (474-845, 1998-2001)
- 4. .560 Roger Stieg (350-624, 1980-83)
- 5. .554 Marcus Hicks (342-617, 1999-2000)
- 6. .5474 Carlos Clark (710-1297, 1980-83)
- 7. .5470 Fred Cox (448-819, 1972-74)
- 8. .544 Murphy Holloway (615-1130, 2009-13)
- 9. .527 John Stroud (894-1695, 1977-80)
- 10. .516 Curtis Ritchwood (314-609, 1985-86)

SEASON (MINIMUM 150 ATTEMPTS)

- 1. .638 Marcus Hicks (162-254, 1999)
- 2. .633 Dwayne Curtis (212-335, 2008)



Marshall Henderson set the NCAA record with 394 3-point attempts in 2012-13.

- 3. .628 Fred Cox (152-242, 1974)
- 4. .622 Carlos Clark (251-403, 1982)
- 5. .594 Reginald Buckner (95-160, 2011)
- 6. .587 Reginald Buckner (125-213, 2013)
- 7. .581 Rahim Lockhart (165-284, 2000)
- 8. .578 John Stroud (277-479, 1979)
- 9. .569 Roger Steig (119-209, 1983)
- 10. .568 Dwayne Curtis (159-280, 2006)

GAME (MINIMUM 20 ATTEMPTS)

- 1. .800 John Stroud vs. Alabama, 16-20 (2-24-79)
- 2. .786 Don Kessinger vs. Tulane, 22-28 (2-2-63)
- 3. .727 John Stroud vs. Memphis, 16-22 (12-26-78)
- 4. .714 John Stroud vs. Kentucky, 15-21 (2-5-79)
- 5. .667 Cob Jarvis vs. Florence St., 16-24 (12-15-52)

GAME (MINIMUM 10 ATTEMPTS)

- 1. 1.000 Jarrell Evans vs. Abilene Christian, 12-12 (11-29-93)
- 2. .909 Rahim Lockhart vs. SE La., 10-11 (12-13-2000)
- .909 Carlos Clark vs. UAB, 10-11 (12-6-80)
- .909 Fred Cox vs. Florida, 10-11 (1-21-74)
- .909 Marcanvis Hyman vs. Towson, 10-11 (11-20-15)
- 6. .900 Marcus Hicks vs. Villanova, 9-10 (3-12-99)
- .900 John Jackson vs. Houston Baptist, 9-10 (2-5-96)
- .900 Joe Kyles vs. Georgia, 9-10 (1-9-77)

3-POINT FIELD GOALS MADE

CAREER

- 1. 334 Chris Warren (115 games, 2008-11)
- 2. 278 Aaron Harper (123 games, 2001-04)
- 3. 267 Marshall Henderson (66 games, 2013-14)
- 4. 249 Keith Carter (117 games, 1996-99)
- 5. 214 Joe Harvell (114 games, 1990-93)
- 6. 181 Stefan Moody (65 games, 2014-16)
- 7. 163 Jason Harrison (132 games, 1999-02)
- 8. 158 Todd Abernethy (122 games, 2004-07)
- 9. 152 David Huertas (65 games, 2008-09)
- 10. 136 Zach Graham (135 games, 2008-11)

SEASON

- 1. 138 Marshall Henderson (36 games, 2013)
- 2. 129 Marshall Henderson (30 games, 2014)
- 3. 111 Chris Warren (35 games, 2010)
- 4. 103 Stefan Moody (31 games, 2016)
- 103 Chris Warren (35 games, 2008)
- 6. 96 Clarence Sanders (34 games, 2007)
- 7. 95 Chris Warren (34 games, 2011)
- 8. 83 Aaron Harper (31 games, 2002)
- 9. 79 Joe Harvell (28 games, 1992)
- 10. 78 Stefan Moody (34 games, 2015)

GAME

- 1. 10 Marshall Henderson vs. Oregon, 10-23 (12-8-13)
- 2. 9 Deandre Burnett vs. Oral Roberts (11-18-16)
- 3. 8 Stefan Moody vs. Alabama 8-17 (3-10-16)
- 8 Stefan Moody vs. Miss. State, 8-12 (2-19-15)
- 8 Marshall Henderson vs. Missouri, 8-15 (2-8-14)
- 8 Marshall Henderson vs. Tennessee, 8-19 (1-29-14)
- 8 Marshall Henderson vs. Auburn, 8-12 (2-23-13)
- 8 Chris Warren vs. So. Carolina, 8-15 (2-22-11)
- 8 Keith Carter vs. Prairie View, 8-10 (12-29-98)
- 10. 7 Marshall Henderson vs. Miss. State, 7-19 (3-13-14)
- 7 Marshall Henderson vs. W. Kentucky, 7-13 (12-30-13)
- 7 Marshall Henderson vs. Florida, 7-11 (12-2-13)
- 7 Marshall Henderson vs. Indiana St., 7-16 (12-22-12)
- 7 Dundreous Nelson vs. Auburn, 7-12 (3-2-11)



Chris Warren finished his career as the school record holder for 3-pointers in a career, season and game. He ranks fifth in Southeastern Conference history with 334 career triples.



RECORDS

- 7 Zach Graham vs. Auburn, 7-11 (2-16-11)
- 7 Chris Warren vs. Miss. State, 7-14 (1-13-11)
- 7 Terrico White vs. Jacksonville St., 7-10 (12-29-09)
- 7 David Huertas vs. So. Ala., 7-13 (11-18-08)
- 7 David Huertas vs. Georgia, 7-11 (3-13-08)
- 7 Chris Warren vs. Auburn, 7-14 (1-19-08)
- 7 Eniel Polynice vs. So. Ala., 7-11 (11-13-07)
- 7 Trevor Gaskins vs. MVSU, 7-10 (11-10-07)
- 7 Clarence Sanders vs. LSU, 7-13 (2-14-07)
- 7 Clarence Sanders vs. Auburn, 7-11 (2-3-07)

3-POINT FIELD GOALS ATTEMPTED

CAREER

- 1. 900 Chris Warren (115 games, 2008-11)
- 2. 771 Marshall Henderson (66 games, 2013-2014)
- 3. 720 Aaron Harper (123 games, 2001-04)
- 4. 686 Keith Carter (117 games, 1996-99)
- 5. 528 Joe Harvell (114 games, 1990-93)
- 6. 494 Stefan Moody (65 games, 2015-16)
- 7. 454 Jason Harrison (132 games, 1999-2002)
- 8. 425 David Huertas (65 games, 2008-09)
- 9. 414 Todd Abernethy (122 games, 2004-07)
- 10. 398 Joezon Darby (81 games, 1996-98)



Four-year letterwinner Jarvis Summers ranks in the top-10 in school history in scoring, assists and free throws made.

SEASON

- 1. 394 Marshall Henderson (36 games, 2013)
- 2. 377 Marshall Henderson (30 games, 2014)
- 3. 279 Chris Warren (34 games, 2011)
- 4. 275 Chris Warren (35 games, 2010)
- 5. 272 Stefan Moody (31 games, 2016)
- 6. 265 Chris Warren (35 games, 2008)
- 7. 262 Clarence Sanders (34 games, 2007)
- 8. 222 Stefan Moody (34 games, 2015)
- 9. 220 Keith Carter (33 games, 1999)
- 10. 217 David Huertas (30 games, 2009)

GAME

- 1. 23 Marshall Henderson vs. Oregon, 10-23 (12-8-13)
- 2. 19 Marshall Henderson vs. Miss. State, 7-19 (3-13-14)
- 19 Marshall Henderson vs. Tennessee, 8-19 (1-29-14)
- 4. 18 Marshall Henderson vs. Miss. St., 3-18 (3-2-13)
- 5. 17 Stefan Moody vs. Alabama, 8-17 (3-10-16)
- 6. 16 Marshall Henderson vs. Georgia, 2-16 (3-14-13)
- 16 Marshall Henderson vs. Texas A&M, 5-16 (3-1-14)
- 16 Marshall Henderson vs. Florida, 5-16 (2-22-14)
- 16 Marshall Henderson vs. Indiana St., 7-16 (12-22-12)
- 16 Clarence Sanders vs. Miss. St., 4-16 (1-10-07)
- 11. 15 Stefan Moody at Texas A&M, 5-15 (2-16-16)
- 15 Stefan Moody vs. Vanderbilt, 3-15 (2-6-16)
- 15 Marshall Henderson vs. Missouri, 8-15 (2-8-14)
- 15 Marshall Henderson vs. LaSalle, 4-15 (3-24-13)
- 15 Marshall Henderson vs. Tennessee, 6-15 (1-24-13)

3-POINT FIELD GOAL PERCENTAGE

CAREER (MINIMUM 90 ATTEMPTS)

- 1. .443 John Matthews, 54-122 (80 games, 1988-91)
- 2. .409 Cullen Neal, 63-154 (36 games, 2016-17)
- 3. .405 Joe Harvell, 214-528 (114 games, 1990-93)
- 4. .397 Rod Barnes, 50-126 (58 games, 1986-88)
- 5. .393 Kendrick Fox, 107-272 (112 games, 2002-05)
- 6. .389 David Sanders, 72-185 (95 games, 2001-03)
- 7. .386 Aaron Harper, 278-720 (123 games, 2001-04)
- 8. .382 Todd Abernethy, 158-414 (122 games, 2004-07)
- 9. .379 Ronnie Miller, 36-95 (58 games, 1986-88)
- 10. .377 Gerald Glass, 87-231 (60 games, 1989-90)

SEASON (MINIMUM 25 ATTEMPTS)

- 1. .600 Keith Kessinger, 15-25 (1987)
- 2. .507 David Sanders, 36-71 (2002)
- 3. .500 Walsh Jordan, 17-34 (1994)
- .500 David Midlick, 15-30 (1989)
- .500 John Matthews, 30-60 (1990)

GAME (MINIMUM 4 ATTEMPTS)

- 1. 1.000 Joe Harvell vs. Tennessee, 5-5 (3-9-90)
- 1.000 Eniel Polynice vs. UNO, 4-4 (11-30-06)
- 1.000 Kendrick Fox vs. Nicholls St., 4-4 (12-13-04)
- 1.000 LaTaryl Williams vs. VCU, 4-4 (12-7-99)
- 1.000 Robert Butler vs. So. Carolina, 4-4 (2-8-95)
- 1.000 Rod Barnes vs. Miss. St., 4-4 (2-14-87)
- 7. .857 Josh Hayes vs. Troy St., 6-7 (12-18-00)
- 8. .833 Deandre Burnett vs. Utah, 5-6 (11-20-18)
- .833 Zach Graham vs. Arkansas, 5-6 (3-5-11)
- .833 Jason Flanigan vs. MBC, 5-6 (12-30-00)

FREE THROWS MADE

CAREER

- 1. 540 John Stroud (110 games, 1977-80)
- 2. 463 Jarvis Summers (134 games, 2012-15)

- 3. 419 Chris Warren (115 games, 2008-11)
- 4. 409 Joe Gibbon (86 games, 1954-57)
- 5. 403 Ken Turner (73 games, 1967-69)
- 6. 401 Carlos Clark (118 games, 1980-83)
- 7. 393 Ansu Sesay (110 games, 1995-98)
- 8. 385 Cob Jarvis (68 games, 1952-54)
- 9. 382 Justin Reed (122 games, 2001-04)
- 10. 361 Stefan Moody (65 games, 2015-16)



In just two seasons as a Rebel, Stefan Moody ranked third in Ole Miss history with a 85.7 free throw percentage, sixth on the career scoring average list at 19.9 ppg and sixth with 181 3-pointers made.

SEASON

- 1. 233 John Stroud (30 games, 1980)
- 2. 212 Stefan Moody (31 games, 2016)
- 3. 193 Denver Brackeen (22 games, 1955)
- 4. 192 Deandre Burnett (33 games, 2017)
- 5. 191 Johnny Neumann (23 games, 1971)
- 6. 177 Joe Gibbon (21 games, 1957)
- 7. 168 Chris Warren (34 games, 2011)
- 8. 166 Marshall Henderson (36 games, 2013)
- 9. 162 Carlos Clark (31 games, 1983)
- 10. 160 Sebastian Saiz (36 games, 2017)

GAME

- 1. 17 Carlos Clark vs. LSU, 17-21 (1-15-83)
- 17 Johnny Neumann vs. USM, 17-18 (12-15-70)
- 17 Joe Gibbon vs. Georgia, 17-18 (2-16-57)
- 17 Wayland Inman vs. EKU, 17-19 (12-16-55)
- 5. 16 Ansu Sesay vs. Auburn, 16-17 (1-31-98)
- 16 Cecil Dowell vs. Tennessee, 16-18 (3-4-81)
- 16 Joe Gibbon vs. LSU, 16-19 (2-23-57)
- 8. 15 Stefan Moody vs. Mississippi St., 15-18 (3-2-16)
- 15 Stefan Moody vs. Georgia, 15-18, (1-9-16)
- 15 Stefan Moody vs. Georgia Southern, 15-17 (11-16-15)
- 15 Cecil Dowell vs. Alabama St., 15-16 (3-17-83)
- 15 Denver Brackeen vs. Florida, 15-15 (2-21-55)

CONSECUTIVE

1. 37 David Rhodes (1972)
2. 32 Stefan Moody (2015)

FREE THROWS ATTEMPTED

CAREER

1. 695 John Stroud (110 games, 1977-80)
2. 613 Cob Jarvis (68 games, 1952-54)
3. 568 Joe Gibbon (86 games, 1954-57)
4. 543 Ansu Sesay (110 games, 1995-98)
5. 540 Justin Reed (122 games, 2001-04)
6. 521 Ken Turner (73 games, 1967-69)
7. 508 Carlos Clark (118 games, 1980-83)
8. 487 Chris Warren (115 games, 2008-11)
9. 480 Ivan Richmann (67 games, 1958-60)
10. 478 Murphy Holloway (132 games, 2009-13)

SEASON

1. 292 John Stroud (30 games, 1980)
2. 256 Stefan Moody (31 games, 2016)
3. 255 Denver Brackeen (22 games, 1955)
4. 254 Cob Jarvis (24 games, 1953)
5. 250 Johnny Neumann (23 games, 1971)
6. 235 Joe Gibbon (21 games, 1957)
7. 218 Deandre Burnett (33 games, 2017)
8. 216 Ansu Sesay (29 games, 1998)
9. 215 Sebastian Saiz (36 games, 2017)
- 215 Ivan Richmann (23 games, 1959)

GAME

1. 28 Cob Jarvis vs. Arkansas, 14-28 (1-5-54)
2. 25 Ken Turner vs. Vanderbilt, 15-25 (2-12-69)
3. 21 Carlos Clark vs. LSU, 17-21 (1-15-83)
4. 20 Ansu Sesay vs. Arkansas, 14-20 (2-18-95)
5. 19 Justin Reed vs. Alabama, 14-19 (2-28-04)
- 19 Joe Gibbon vs. LSU, 16-19 (2-23-57)
7. 18 Stefan Moody vs. Mississippi St, 15-18 (3-2-16)
- 18 Stefan Moody vs. Georgia, 15-18 (1-09-16)
- 18 Cecil Dowell vs. Tennessee, 16-18 (3-4-81)
- 18 Johnny Neumann vs. Baylor, 12-18 (12-29-70)
- 18 Johnny Neumann vs. USM, 17-18 (12-15 70)

FREE THROW PERCENTAGE

CAREER (MINIMUM 200 ATTEMPTS)

1. .877 David Rhodes, 179-204 (1971-73)
2. .860 Chris Warren, 419-487 (2008-11)
3. .857 Stefan Moody, 361-421 (2014-16)
- .857 Marshall Henderson, 264-308 (2013-14)
5. .846 Deandre Burnett, 325-384 (2017-18)
6. .829 Jack Waters, 300-362 (1959-61)
7. .827 Dave Shepherd, 177-214 (1974-75)
8. .8204 Don Kessinger, 329-401 (1962-64)
9. .8196 Jason Harrison, 359-438 (1999-2002)
10. .805 Rod Barnes, 231-287 (1985-88)

SEASON (MINIMUM 90 ATTEMPTS)

1. .928 *Chris Warren, 168-181 (2011)
2. .903 Stefan Moody, 149-165 (2015)
3. .901 David Rhodes, 82-91 (1972)
4. .883 Marshall Henderson, 166-188 (2013)
5. .881 Deandre Burnett, 192-218 (2017)
6. .873 Jack Waters, 103-118 (1960)
7. .871 Zach Graham, 108-124 (2011)
8. .860 Jason Harrison, 92-107 (2002)
9. .849 David Rhodes, 79-93 (1971)
10. .844 Don Kessinger, 103-122 (1963)

GAME (MINIMUM 11 ATTEMPTS)

1. 1.000 Sebastian Saiz at Mississippi State (2-21-2017)
- 1.000 Marshall Henderson vs. Georgia, 14-14, (2-16-13)
- 1.000 Denver Brackeen vs. Florida, 15-15 (2-21-55)
- 1.000 Chris Warren vs. Texas St., 12-12 (12-22-10)
- 1.000 Don Kessinger vs. Tulane, 12-12 (2-2-63)
- 1.000 Don Kessinger vs. Tennessee, 12-12 (2-12-62)
- 1.000 Jack Waters vs. Miss. St., 12-12 (3-4-61)
- 1.000 Ivan Richmann vs. Tulane, 12-12 (1-30-60)
- 1.000 Jack Waters vs. Alabama, 12-12 (1-2-60)
- 1.000 Denver Brackeen vs. Georgia, 12-12 (12-19-53)
- 1.000 Justin Reed vs. So. Carolina, 11-11 (1-31-04)
- 1.000 Ervin Garnes vs. LSU, 11-11 (3-5-94)



Murphy Holloway broke Walter Actwood's school rebounding mark in 2012-13 and ranks 15th in SEC history with 1,093 career boards.

REBOUNDS

CAREER

1. 1,093 Murphy Holloway (132 games, 2009-13)
2. 1,008 Sebastian Saiz (129 games, 2014-17)
3. 945 Walter Actwood (103 games, 1974-77)
4. 880 Reginald Buckner (132 games, 2010-13)
5. 828 Elston Turner (113 games, 1978-81)
6. 827 Joe Gibbon (86 games, 1954-57)
7. 826 John Stroud (110 games, 1977-80)
8. 780 Rahim Lockhart (123 games, 1998-2001)
9. 774 Dwayne Curtis (90 games, 2006-08)
10. 766 Justin Reed (122 games, 2001-04)

SEASON

1. 409 Sebastian Saiz (36 games, 2017)
2. 350 Murphy Holloway (36 games, 2013)
3. 337 Dwayne Curtis (35 games, 2008)
4. 306 Denver Brackeen (22 games, 1955)
5. 296 Joe Gibbon (21 games, 1957)
6. 295 Walter Actwood (26 games, 1975)
7. 282 Rahim Lockhart (35 games, 2001)

8. 279 Murphy Holloway (31 games, 2012)
9. 278 Rahim Lockhart (33 games, 2000)
10. 271 Reginald Buckner (36 games, 2013)

GAME

1. 25 Ivan Richmann vs. Tulane (2-22-58)
2. 24 Joe Gibbon vs. Georgia (2-16-57)
3. 23 Sterling Ainsworth vs. Ark. St. (12-5-60)
4. 22 Walter Actwood vs. ISU-Evansville (12-1-75)
- 22 Denver Brackeen vs. LSU (2-28-55)
- 22 Denver Brackeen vs. Vanderbilt (1-17-55)
7. 21 Jerry Brawner vs. Texas (12-5-66)
- 21 Ivan Richmann vs. Chattanooga (2-9-60)
- 21 James Miller vs. Miss. St. (1-30-56)
10. 20 Murphy Holloway vs. Auburn (2-24-10)
- 20 Walter Actwood vs. LSU (3-8-75)
- 20 Jimmie Graves vs. LSU (2-23-57)
- 20 Joe Gibbon vs. Kentucky (2-8-57)

REBOUNDING AVERAGE

CAREER

1. 12.1 Denver Brackeen (42 games, 1954-55)
2. 9.9 Coolidge Ball (76 games, 1972-74)
3. 9.62 Joe Gibbon (86 games, 1954-57)
4. 9.59 Fred Cox (76 games, 1972-74)
5. 9.4 Ivan Richmann (67 games, 1958-60)
6. 9.2 Walter Actwood (103 games, 1974-77)
7. 8.9 Jerry Brawner (70 games, 1967-69)
8. 8.6 Dwayne Curtis (90 games, 2006-08)
9. 8.3 Murphy Holloway (132 games, 2008-13)
10. 8.10 Louis Griffin (68 games, 1958-60)



A four-year letterman for the Rebels from Madrid, Spain, Sebastian Saiz became just the seventh player in SEC history with 1,000 points, 1,000 rebounds and 100 blocked shots.

SEASON

1. 14.1 Joe Gibbon (21 games, 1957)
2. 13.9 Denver Brackeen (22 games, 1955)
3. 11.4 Sebastian Saiz (36 games, 2017)
4. 11.3 Walter Actwood (26 games, 1975)
5. 10.8 Fred Cox (25 games, 1972)
6. 10.4 Ivan Richmann (20 games, 1960)
7. 10.3 Coolidge Ball (25 games, 1972)
8. 10.10 Denver Brackeen (20 games, 1954)



RECORDS

- 9. 10.09 Sterling Ainsworth (23 games, 1961)
- 10. 10.08 Bill Bolton (24 games, 1963)

ASSISTS

CAREER

- 1. 830 *Sean Tuohy (117 games, 1979-82)
- 2. 530 Jarvis Summers (134 games, 2012-15)
- 2. 456 Rod Barnes (103 games, 1985-88)
- 3. 452 Chris Warren (115 games, 2008-11)
- 4. 431 Todd Abernethy (122 games, 2004-07)
- 5. 427 Jason Harrison (132 games, 1999-2002)
- 6. 378 Henry Jackson (105 games, 1976-79)
- 7. 370 Michael White (117 games, 1996-99)
- 9. 362 Bob Mahoney (74 games, 1973-75)
- 10. 319 Eniel Polynice (102 games, 2007-10)

SEASON

- 1. 260 *Sean Tuohy (30 games, 1980)
- 2. 215 Sean Tuohy (30 games, 1982)
- 3. 187 Sean Tuohy (30 games, 1981)
- 4. 182 Todd Abernethy (33 games, 2007)
- 5. 175 Rod Barnes (29 games, 1987)
- 6. 168 Sean Tuohy (27 games, 1979)
- 7. 160 Jarvis, Summers (33 games, 2015)
- 7. 156 Chris Warren (35 games, 2008)
- 8. 153 Rod Barnes (29 games, 1986)
- 9. 147 Bob Mahoney (26 games, 1975)

GAME

- 1. 15 Sean Tuohy vs. Auburn (1-26-80)
- 2. 14 Sean Tuohy vs. Miss. St. (2-16-80)
- 3. 13 Sean Tuohy vs. Virginia Tech (3-15-82)
- 13 Rod Barnes vs. Florida (1-11-86)
- 5. 12 Jarvis Summers vs. Illinois St. (3-14-12)
- 12 Sean Tuohy vs. LSU (2-21-80)
- 12 Sean Tuohy vs. Kentucky (2-29-80)
- 12 Sean Tuohy vs. Auburn (1-13-79)
- 12 Sean Tuohy vs. Dayton (12-20-80)
- 10. 11 Todd Abernethy vs. LSU (2-14-07)
- 11 Edmond Fitzgerald vs. Oral Roberts (2-13-93)
- 11 Rod Barnes vs. Vanderbilt (2-9-87)
- 11 Rod Barnes vs. Miss. College (12-18-86)
- 11 Sean Tuohy vs. Alabama (2-2-80)
- 11 Sean Tuohy vs. Tennessee (1-30-80)
- 11 Sean Tuohy vs. Mercer (11-30-79)
- 11 Sean Tuohy vs. Alabama (2-24-79)
- 11 Bob Mahoney vs. Georgia (2-3-75)
- 11 Bob Mahoney vs. Auburn (1-6-75)

ASSISTS AVERAGE

CAREER

- 1. 7.1 Sean Tuohy (117 games, 1979-82)
- 2. 5.15 Jarvis Summers (134 games, 2012-15)
- 3. 4.9 Bob Mahoney (74 games, 1973-75)
- 4. 4.43 Rod Barnes (103 games, 1985-88)
- 5. 4.36 Dave Shepherd (50 games, 1974-75)
- 6. 3.9 Chris Warren (115 games, 2008-11)
- 7. 3.6 Henry Jackson (105 games, 1976-79)
- 8. 3.53 Todd Abernethy (122 games, 2004-07)
- 9. 3.52 Deandre Burnett (64 games, 2017-18)
- 10. 3.28 Stefan Moody (65 games, 2014-16)

SEASON

- 1. 8.7 Sean Tuohy (30 games, 1980)

- 2. 7.2 Sean Tuohy (30 games, 1982)
- 3. 6.23 Sean Tuohy (30 games, 1981)
- 4. 6.22 Sean Tuohy (27 games, 1979)
- 5. 6.0 Rod Barnes (29 games, 1987)
- 6. 5.7 Bob Mahoney (26 games, 1975)
- 7. 5.5 Todd Abernethy (33 games, 2007)
- 8. 5.3 Rod Barnes (29 games, 1986)
- 9. 4.88 Bob Mahoney (26 games, 1973)
- 10. 4.85 Cedric Brim (27 games, 1995)

BLOCKED SHOTS

CAREER

- 1. 326 Reginald Buckner (132 games, 2010-13)
- 2. 180 Sean Murphy (117 games, 1988-91)
- 3. 139 Aaron Jones (105 games, 2012-15)
- 4. 132 Rahim Lockhart (123 games, 1998-2001)
- 5. 127 Sebastian Saiz (129 games, 2014-17)
- 6. 114 Johnnie Rogers (54 games, 1996-1999)
- 7. 113 Terrance Henry (132 games, 2008-12)
- 8. 108 David Dean (50 games, 1992-94)
- 9. 99 Ansu Sesay (110 games, 1995-98)
- 10. 97 Marcanvis Hymon (106 games, 2015-18)

SEASON

- 1. 98 Reginald Buckner (36 games, 2013)
- 2. 95 Reginald Buckner (34 games, 2011)
- 3. 69 Reginald Buckner (32 games, 2012)
- 69 Aaron Jones (33 games, 2014)
- 5. 64 Reginald Buckner (31 games, 2010)
- 6. 56 David Dean (28 games, 1993)
- 7. 52 David Dean (22 games, 1994)
- 8. 49 Rahim Lockhart (35 games, 2001)
- 49 Sean Murphy (28 games, 1991)
- 10. 48 Johnnie Rogers (29 games, 1998)



Reginald Buckner ranks fifth in SEC history with 326 career blocked shots.

GAME

- 1. 8 Reginald Buckner vs. Arkansas (2-5-11)
- 8 Ansu Sesay vs. Miss. St. (2-19-97)
- 3. 7 Reginald Buckner vs. Arkansas (3-5-11)
- 7 Reginald Buckner vs. ETSU (12-18-10)
- 7 David Dean vs. Alabama (2-20-93)
- 7 Sean Murphy vs. Christian Bros. (11-25-88)
- 7. 6 Sebastian Saiz vs. Bradley (12-19-2016)
- 6 Reginald Buckner vs. Fordham (1-4-13)
- 6 Reginald Buckner vs. MVSU (12-10-11)
- 6 Reginald Buckner vs. LSU (1-22-11)
- 6 Terrance Henry vs. UCF (1-5-10)
- 6 Johnnie Rogers vs. La. Tech (11-19-97)
- 6 Johnnie Rogers vs. Davidson (12-2-96)
- 6 David Dean vs. So. Carolina (3-10-94)
- 6 Sean Murphy vs. Florida (2-2-91)

STEALS

CAREER

- 1. 211 Jason Smith (118 games, 1996-99)
- 2. 194 Murphy Holloway (132 games, 2009-13)
- 3. 179 Eric Laird (110 games, 1982-85)
- 4. 172 Jason Harrison (132 games, 1999-2002)
- 5. 159 Gerald Glass (60 games, 1989-90)
- 6. 157 Joe Ayers (112 games, 1984-87)
- 7. 155 Elston Turner (113 games, 1978-81)
- 8. 154 Rod Barnes (103 games, 1985-88)
- 9. 148 Rahim Lockhart (123 games, 1998-2001)
- 10. 133 Aaron Harper (123 games, 2001-04)
- 133 Keith Carter (117 games, 1996-99)

SEASON

- 1. 89 Gerald Glass (30 games, 1989)
- 2. 73 Jason Smith (33 games, 1999)
- 3. 70 Gerald Glass (30 games, 1990)
- 4. 58 Murphy Holloway (36 games, 2013)
- 58 Rod Barnes (29 games, 1988)
- 7. 57 Stefan Moody (34 games, 2015)
- 6. 55 Rahim Lockhart (33 games, 2000)
- 55 Ervin Garnes (27 games, 1994)
- 55 Eric Laird (28 games, 1984)
- 9. 54 Eniel Polynice (34 games, 2008)
- 10. 53 Jason Smith (29 games, 1997)

GAME

- 1. 8 Gerald Glass vs. Christian Bros. (11-25-88)
- 8 Eric Laird vs. DePaul (3-25-83)
- 3. 7 Rasheed Brooks vs. LSU (2-14-2017)
- 7 Justin Reed vs. Auburn (2-3-01)
- 7 Jason Smith vs. Florida (1-7-98)
- 7 Coolidge Ball vs. Alabama (2-16-74)
- 6. 6 20 players tied

GAMES PLAYED

CAREER

- 1. 135 Zach Graham (2008-11)
- 2. 134 Jarvis Summers (2012-15)
- 3. 132 Reginald Buckner (2010-13)
- 132 Murphy Holloway (2009-13)
- 132 Terrance Henry (2009-12)
- 132 Jason Harrison (1999-2002)
- 4. 129 Sebastian Saiz (2014-17)
- 5. 128 Emmanuel Wade (2000-03)
- 6. 127 Jason Flanigan (1998-2001)
- 7. 123 Aaron Harper (2001-04)
- 123 Rahim Lockhart (1998-2001)

- 9. 122 Todd Abernethy (2004-07)
- 122 Justin Reed (2001-04)

SEASON

- 36 Terence Davis, Justas Furmanavicius, Marcanvis Hymon, Cullen Neal, Terence Davis (2017); Reginald Buckner, Marshall Henderson, Murphy Holloway, LaDarius White (2013)
- 35 DeAundre Cranston, Trevor Gaskins, Zach Graham, Chris Warren, Terrico White (2010); Dwayne Curtis, Trevor Gaskins, Zach Graham, David Huertas, Chris Warren, Kenny Williams (2008); Jason Flanigan, Aaron Harper, Jason Harrison, Rahim Lockhart, Justin Reed, David Sanders, Emmanuel Wade (2001)
- 34 Breein Tyree (2017); Stefan Moody, LaDarius White, M.J. Rhett, Dwight Coleby, Martavious Newby, Terence Smith (2015), Jarvis Summers, Nick Williams (2013); Terrance Henry, Jarvis Summers, Nick Williams (2012); Zach Graham, Terrance Henry, Dundrecois Nelson, Chris Warren, Nick Williams (2011); Murphy Holloway (2010); Eniel Polynice (2008); Jason Holmes, Richard Kirklin (2001)

WINS

CAREER

- 1. 87 Martavious Newby (2012-16)
- 87 Reginald Buckner (2010-13)
- 87 Jason Flanigan (1998-2001)
- 4. 86 Jason Harrions (1999-2002)
- 5. 85 Murphy Holloway (2009-13)
- 6. 84 Jarvis Summers (2012-15)

MINUTES PLAYED

CAREER

- 1. 4,109 Elston Turner (113 games, 1978-81)
- 2. 4,039 Sean Tuohy (117 games, 1979-82)
- 3. 4,028 Carlos Clark (118 games, 1980-83)
- 4. 3,955 John Stroud (110 games, 1977-80)
- 5. 3,832 Eric Laird (110 games, 1982-85)
- 6. 3,812 Chris Warren (115 games, 2008-11)
- 7. 3,719 Keith Carter (117 games, 1996-99)
- 8. 3,674 Joe Harvell (114 games, 1990-93)
- 3,674 Murphy Holloway (132 games, 2009-13)
- 10. 3,548 Aaron Harper (123 games, 2001-04)

SEASON

- 1. 1,207 Carlos Clark (31 games, 1983)
- 2. 1,200 Sebastian Saiz (36 games, 2017)
- 3. 1,192 Carlos Clark (30 games, 1982)
- 4. 1,185 Chris Warren (34 games, 2011)
- 5. 1,152 Chris Warren (35 games, 2010)
- 6. 1,134 Marshall Henderson (36 games, 2013)
- 7. 1,133 Eric Laird (31 games, 1983)
- 8. 1,131 Murphy Holloway (36 games, 2013)
- 1,131 Sean Tuohy (30 games, 1982)
- 10. 1,123 Keith Carter (33 games, 1999)
- 1,123 John Stroud (30 games, 1980)

GAME

- 1. 60 Carlos Clark vs. Vanderbilt (2-17-82)
- 2. 59 Sean Tuohy vs. Vanderbilt (2-17-82)
- 3. 58 Gerald Glass vs. Miss. State (1-24-90)
- 4. 54 Roger Stieg vs. Vanderbilt (2-17-82)
- 5. 49 Joe Harvell vs. Miss. State (1-24-90)

DOUBLE-DOUBLES

CAREER

- 1. 45 Joe Gibbon (86 games, 1954-57)
- 2. 39 Murphy Holloway (96 games, 2009-13)
- 3. 37 Coolidge Ball (76 games, 1972-74)
- 4. 34 Dwayne Curtis (90 games, 2006-08)
- 5. 32 Sebastian Saiz (129 games, 2014-17)
- 32 Denver Brackeen (42 games, 1954-55)
- 7. 31 John Stroud (110 games, 1977-80)
- 8. 28 Ivan Richmann (67 games, 1958-60)
- 9. 27 Fred Cox (76 games, 1972-74)
- 10. 22 Rahim Lockhart (123 games, 1998-2001)

SEASON

- 1. 23 Sebastian Saiz (36 games, 2017)
- 2. 20 Denver Brackeen (22 games, 1955)
- 3. 19 Joe Gibbon (21 games, 1957)
- 4. 18 Dwayne Curtis (35 games, 2008)
- 5. 15 Coolidge Ball (25 games, 1972)
- 15 Fred Cox (25 games, 1972)
- 7. 14 Murphy Holloway (36 games, 2013)
- 14 Joe Gibbon (22 games, 1956)
- 9. 13 Rahim Lockhart (33 games, 2000)
- 13 John Stroud (27 games, 1979)
- 13 Walter Actwood (26 games, 1975)
- 13 Sterling Ainsworth (23 games, 1961)

CONSECUTIVE DOUBLE-FIGURE SCORING GAMES

CAREER

- 1. 61 John Stroud (1978-80)
- 2. 59 Gerald Glass (1988-90)
- 3. 53 Ansu Sesay (1997-98)
- 4. 37 Carlos Clark (1982-83)
- 5. 36 Jack Waters (1960-61)
- 6. 35 Denver Brackeen (1954-55)
- 35 Cob Jarvis (1952-54)
- 8. 34 Marshall Henderson (2013-14)
- 9. 33 Joe Harvell (1990-92)
- 33 Don Kessinger (1963-64)
- 33 Stefan Moody (2014-16)

CONSECUTIVE GAMES WITH A 3-POINTER

CAREER

- 1. 66 Marshall Henderson (2013-14)
- 2. 46 Chris Warren (2010-11)
- 3. 41 Aaron Harper (2001-03)

RECORDS BY CLASS

FRESHMAN RECORDS

POINTS SCORED

- 1. 554 Chris Warren (35 games, 2008)
- 2. 425 Terrico White (31 games, 2009)
- 3. 395 Joe Harvell (30 games, 1990)
- 4. 394 Tim Jumper (29 games, 1988)
- 5. 385 Justin Reed (35 games, 2001)

SCORING AVG - 15.8, Chris Warren (35 games, 2008)
3-POINT FGS - 103, Chris Warren (35 games, 2008)
REBOUNDS - 213, Walter Actwood (25 games, 1974)
ASSISTS - 168, Sean Tuohy (27 games, 1979)
BLOCKS - 64, Reginald Buckner (31 games, 2010)
STEALS - 47, Elston Turner (27 games, 1978)

SOPHOMORE RECORDS

POINTS SCORED

- 1. 923 Johnny Neumann (23 games, 1971)
- 2. 536 Don Kessinger (25 games, 1962)
- 3. 535 Terence Davis (36 games, 2017)
- 4. 530 Terrico White (35 games, 2010)
- 5. 488 Joe Harvell (28 games, 1991)
- 488 John Stroud (26 games, 1978)

SCORING AVG - 40.1, Johnny Neumann (23 games, 1971)

3-POINT FGS - 83, Aaron Harper (31 games, 2002)
REBOUNDS - 295, Walter Actwood (26 games, 1975)
ASSISTS - 260, Sean Tuohy (30 games, 1980)
BLOCKS - 95, Reginald Buckner (33 games, 2011)
STEALS - 54, Eniel Polynice (34 games, 2008)

JUNIOR RECORDS

POINTS SCORED

- 1. 841 Gerald Glass (30 games, 1989)
- 2. 722 Marshall Henderson (36 games, 2013)
- 2. 709 John Stroud (27 games, 1979)
- 3. 699 Joe Harvell (28 games, 1992)
- 4. 634 Carlos Clark (30 games, 1982)

SCORING AVG - 28.0, Gerald Glass (30 games, 1989)
3-POINT FGS - 138, Marshall Henderson (36 games, 2013)
REBOUNDS - 279, Murphy Holloway (31 games, 2012)
ASSISTS - 187, Sean Tuohy (30 games, 1981)
BLOCKS - 69, Reginald Buckner (32 games, 2012)
 69, Aaron Jones (33 games, 2014)
STEALS - 89, Gerald Glass (30 games, 1989)

SENIOR RECORDS

POINTS SCORED

- 1. 755 John Stroud (30 games, 1979)
- 2. 731 Stefan Moody (31 games, 2016)
- 2. 723 Gerald Glass (30 games, 1990)
- 3. 649 Chris Warren (34 games, 2011)
- 4. 632 Carlos Clark (31 games, 1983)

SCORING AVG - 30.1, Joe Gibbon (21 games, 1957)
3-POINT FGS - 129, Marshall Henderson (30 games, 2014)
REBOUNDS - 409, Sebastian Saiz (36 games, 2017)
ASSISTS - 215, Sean Tuohy (30 games, 1982)
BLOCKS - 98, Reginald Buckner (36 games, 2013)
STEALS - 73, Jason Smith (33 games, 1999)



ANNUAL LEADERS

SCORING

Season	Player	G	Pts	Avg
2017-18	Terence Davis	32	440	13.8
2016-17	Deandre Burnett	33	543	16.5
	Sebastian Saiz	36	543	15.1
2015-16	Stefan Moody	31	731	23.6
2014-15	Stefan Moody	34	563	16.6
2013-14	Marshall Henderson	30	571	19.0
2012-13	*Marshall Henderson	36	722	20.1
2011-12	Terrance Henry	34	424	12.5
2010-11	Chris Warren	34	649	19.1
2009-10	Chris Warren	35	602	17.2
2008-09	David Huertas	30	542	18.1
2007-08	Chris Warren	35	554	15.8
2006-07	Clarence Sanders	34	548	16.1
2005-06	Dwayne Curtis	29	393	13.6
2004-05	Tommie Eddie	30	340	11.3
2003-04	*Justin Reed	28	517	18.5
2002-03	Justin Reed	28	430	15.4
2001-02	Justin Reed	31	453	14.6
2000-01	Rahim Lockhart	35	456	13.0
1999-2000	Marcus Hicks	33	471	14.3
1998-99	Keith Carter	33	542	16.4
1997-98	Ansu Sesay	29	540	18.6
1996-97	Ansu Sesay	29	429	14.8
1995-96	Keith Carter	27	372	13.8
1994-95	David Johnson	22	297	13.5
1993-94	David Johnson	27	407	15.1
1992-93	Joe Harvell	28	496	17.7
1991-92	*Joe Harvell	28	699	25.0
1990-91	Joe Harvell	28	488	17.4



Justin Reed is one of eight players to lead Ole Miss in scoring in three different seasons. No Rebel has ever led the team in scoring four times.

1989-90	Gerald Glass	30	723	24.1
1988-89	Gerald Glass	30	841	28.0
1987-88	Rod Barnes	29	551	19.0
1986-87	Joe Ayers	29	398	13.7
1985-86	Eric Smith	28	507	17.5
1984-85	Curtis Ritchwood	27	387	14.3
1983-84	Eric Laird	28	488	17.3
1982-83	Carlos Clark	31	632	20.4
1981-82	Carlos Clark	30	634	21.1
1980-81	Elston Turner	29	598	20.6
1979-80	*John Stroud	30	755	25.2
1978-79	*John Stroud	27	709	26.3
1977-78	John Stroud	27	488	18.1
1976-77	John Billips	27	466	17.3
1975-76	Eugene Harris	27	400	14.8
1974-75	Dave Shepherd	26	537	20.7
1973-74	Dave Shepherd	24	344	14.3
1972-73	Fred Cox	26	370	14.2
1971-72	Coolidge Ball	25	421	16.8
1970-71	*%Johnny Neumann	23	923	40.1
1969-70	Ron Coleman	24	499	20.8
1968-69	Ken Turner	24	468	19.5
1967-68	Ken Turner	24	332	13.8
1966-67	Jerry Brawner	25	363	14.5
1965-66	Mickey Williams	23	279	12.1
1964-65	Eddie Dunn	24	262	10.9
1963-64	Donnie Kessinger	22	516	23.5
1962-63	Donnie Kessinger	23	501	21.8
1961-62	Donnie Kessinger	25	536	21.4
1960-61	Jack Waters	23	468	20.3
1959-60	Jack Waters	23	460	20.0
1958-59	Jack Waters	24	446	18.6
1957-58	Carlton Garner	23	414	18.0
1956-57	*Joe Gibbon	21	631	30.0
1955-56	Joe Gibbon	22	488	22.2
1954-55	*Denver Brackeen	22	599	27.2
1953-54	Denver Brackeen	20	441	22.1
1952-53	Cob Jarvis	24	557	23.2
1951-52	Cob Jarvis	26	403	15.5
1950-51	Ken Robbins	24	269	11.2
1949-50	R.B. Reeves	25	388	15.5
1948-49	Jack Marshall	21	283	13.5
1947-48	Jack Marshall	23	280	12.2
1946-47	Harold Kelly	20	187	9.4
1945-46	Jack Marshall	19	177	9.3
1944-45	Maxie McMullen	22	417	19.0
1943-44	— NO GAMES SCHEDULED, WW II —			
1942-43	Ray Poole	18	222	12.3
1941-42	Harry Simpson	13	120	9.2
1940-41	Burnell Egger	20	221	11.1
1939-40	*Burnell Egger	18	258	14.3
1938-39	Burnell Egger	26	273	10.5
1937-38	*B.L. Graham	27	473	17.5
1936-37	B.L. Graham	18	279	15.5

REBOUNDING

Season	Player	G	Rebounds	Avg
2017-18	Terence Davis	32	198	6.2
2016-17	*Sebastian Saiz	36	409	11.4
2015-16	Sebastian Saiz	31	227	8.7
2014-15	Sebastian Saiz	34	186	5.5
2013-14	Aaron Jones	33	217	6.6
2012-13	*Murphy Holloway	36	350	9.7
2011-12	Murphy Holloway	31	279	9.0
2010-11	Reginald Buckner	33	212	6.4
2009-10	Murphy Holloway	34	259	7.6
2008-09	Murphy Holloway	31	205	6.6

2007-08	Dwayne Curtis	35	337	9.6
2006-07	Dwayne Curtis	26	216	8.3
2005-06	Dwayne Curtis	29	221	7.6
2004-05	Londrick Nolen	31	135	4.4
	Tommie Eddie	30	131	4.4
2003-04	Justin Reed	28	209	6.3
2002-03	Justin Reed	28	147	5.3
2001-02	Justin Reed	31	205	6.6
2000-01	Rahim Lockhart	35	282	8.1
1999-2000	Rahim Lockhart	33	278	8.4
1998-99	Jason Smith	33	184	5.6
1997-98	Ansu Sesay	29	221	7.6
1996-97	Ansu Sesay	29	229	7.9
1995-96	Anthony Boone	24	149	6.2
1994-95	John Jackson	27	137	5.1
1993-94	Jarrell Evans	27	177	6.6
1992-93	Jarrell Evans	28	171	6.1
1991-92	Joe Harvell	28	166	5.9
1990-91	Sean Murphy	28	170	6.1
1989-90	Gerald Glass	30	229	7.6
1988-89	Gerald Glass	30	255	8.5
1987-88	Charles Prater	29	201	6.9
1986-87	Eric Smith	29	232	8.0
1985-86	Eric Smith	28	196	6.8
1984-85	Curtis Ritchwood	27	201	7.4
1983-84	Sylvester Kincheon	28	94	3.4
1982-83	Michael Partridge	31	179	5.8
1981-82	Roger Stieg	30	151	5.0
1980-81	Elston Turner	29	236	8.1
1979-80	John Stroud	30	216	7.2
1978-79	John Stroud	27	247	9.2
1977-78	John Stroud	27	230	8.5
1976-77	John Billips	27	265	9.8
1975-76	Eugene Harris	27	265	9.8
1974-75	Walter Actwood	26	295	11.3
1973-74	Coolidge Ball	25	246	9.8
1972-73	Fred Cox	26	254	9.8
1971-72	Fred Cox	25	270	10.8
1970-71	Jim Farr	26	177	6.8
1969-70	Tom Butler	25	225	9.0
1968-69	Jerry Brawner	24	210	8.8
1967-68	Jerry Brawner	21	185	8.8
1966-67	Jerry Brawner	25	230	9.2
1965-66	Mickey Williams	23	208	9.1
1964-65	Jim Robbins	25	122	4.9
1963-64	Ron Davidson	22	192	8.7
1962-63	Bill Bolton	24	242	10.1
1961-62	Bill White	25	222	8.9
1960-61	Sterling Ainsworth	23	232	10.1
1959-60	Ivan Richmann	20	207	10.4
1958-59	Louis Griffin	24	230	9.6
1957-58	Louis Griffin	24	230	9.6
1956-57	Joe Gibbon	21	296	14.1
1955-56	Joe Gibbon	22	220	10.0
1954-55	Denver Brackeen	22	306	13.9
1953-54	Denver Brackeen	20	202	10.1
1952-53	Ralph Ross	25	230	9.2

FIELD GOAL PERCENTAGE

(minimum 150 attempts)

Season	Player	G	FGM-FGA	Pct
2017-18	Bruce Stevens	32	121-235	51.5
2016-17	Terence Davis	36	200-415	48.2
2015-16	Marcanvis Hymon	32	78-149	52.3
2014-15	Sebastian Saiz	34	104-180	57.8
2013-14	Jarvis Summers	33	190-391	48.6
2012-13	*Reginald Buckner	36	125-213	58.7

2011-12	Reginald Buckner	32	85-160	53.1
2010-11	Reginald Buckner	33	95-160	59.4
2009-10	Murphy Holloway	34	150-268	56.0
2008-09	Murphy Holloway	31	108-197	54.8
2007-08	*Dwayne Curtis	35	212-335	63.3
2006-07	Kenny Williams	34	107-195	54.9
2005-06	Dwayne Curtis	29	159-280	56.8
2004-05	Tommie Eddie	30	130-232	56.0
2003-04	Justin Reed	28	193-416	46.6
2002-03	Derrick Allen	29	92-184	50.0
2001-02	David Saunders	31	124-226	54.9
2000-01	Rahim Lockhart	35	184-332	55.4
1999-2000	Rahim Lockhart	33	165-284	58.1
1998-99	Marcus Hicks	33	162-254	63.8
1997-98	Keith Carter	29	144-294	49.0
1996-97	Jason Smith	29	136-251	54.2
1995-96	Jason Smith	27	106-201	52.7
1994-95	J.J. Sims	27	103-194	53.1
1993-94	David Dean	22	86-161	53.4
1992-93	Jarrell Evans	28	81-154	52.6
1991-92	Kelvin Scales	28	111-218	50.9
1990-91	Joe Harvell	28	198-438	45.2
1989-90	Gerald Glass	30	284-580	49.0
1988-89	Gerald Glass	30	326-613	53.2
1987-88	Rod Barnes	29	207-423	48.9
1986-87	Ronnie Sims	29	110-209	52.6
1985-86	Curtis Ritchwood	26	148-265	55.8
1984-85	Curtis Ritchwood	27	166-344	48.3
1983-84	George Buckner	16	74-151	49.0
1982-83	Roger Steig	31	119-209	56.9
1981-82	Carlos Clark	30	251-403	62.2
1980-81	Carlos Clark	28	154-289	53.3
1979-80	John Stroud	30	261-469	55.7
1978-79	John Stroud	27	277-479	57.8
1977-78	John Stroud	27	207-426	48.6
1976-77	John Billips	27	199-391	50.9
1975-76	Eugene Harris	27	181-388	46.6
1974-75	Matt Meibers	26	154-324	47.5
1973-74	Fred Cox	25	152-242	62.8
1972-73	Fred Cox	26	148-296	50.0
1971-72	Fred Cox	25	148-281	52.7
1970-71	Duaine Boucher	24	90-161	55.9
1969-70	Charlie Ward	25	99-215	46.0
1968-69	Jerry Brawner	24	125-232	53.9
1967-68	Dale Stevens	23	74-176	42.0
1966-67	Jerry Brawner	25	134-264	50.7
1965-66	Mickey Williams	23	99-237	41.8
1964-65	Fred Stanley	25	95-229	41.5
1963-64	Ron Davidson	22	125-285	43.9
1962-63	Bill Bolton	24	107-225	47.6
1961-62	Bill White	25	101-194	52.1
1960-61	Jack Waters	23	183-410	44.6
1959-60	Ivan Richmann	19	96-197	48.7
1958-59	Ivan Richmann	24	107-219	48.9
1957-58	Ivan Richmann	24	84-200	42.0
1956-57	Joe Gibbon	21	227-548	41.4
1955-56	Joe Gibbon	22	191-433	44.1
1954-55	Denver Brackeen	22	203-459	44.2
1953-54	Denver Brackeen	20	147-299	49.2
1952-53	Cob Jarvis	24	204-427	47.8
1951-52	Ken Robbins	26	154-387	39.8
1950-51	R.B. Reeves	24	108-273	39.6
1949-50	R.B. Reeves	25	124-342	36.3
1948-49	R.B. Reeves	21	102-249	41.0

3-POINT FIELD GOALS MADE

Season	Player	G	3PM	3PA
2017-18	Terence Davis	32	59	186
2016-17	Deandre Burnnett	33	73	194
2015-16	Stefan Moody	31	103	272

2014-15	Stefan Moody	34	78	222
2013-14	*Marshall Henderson	30	129	377
2012-13	*Marshall Henderson	36	138	394
2011-12	Nick Williams	34	38	118
2010-11	Chris Warren	34	95	279
2009-10	*Chris Warren	35	111	275
2008-09	David Huertas	30	77	217
2007-08	Chris Warren	35	103	265
2006-07	Clarence Sanders	34	96	262
2005-06	Todd Abernethy	30	49	116
2004-05	Kendrick Fox	31	56	131
2003-04	Aaron Harper	28	67	173
2002-03	Aaron Harper	29	65	160
2001-02	Aaron Harper	31	83	209
2000-01	Aaron Harper	35	63	178
1999-2000	Jason Harrison	33	42	125
1998-99	Keith Carter	33	77	220
1997-98	Joezon Darby	29	60	176
1996-97	Keith Carter	28	51	148
1995-96	Keith Carter	27	63	162
1994-95	Cedric Brim	27	41	122
1993-94	Walsh Jordan	27	17	34
1992-93	Joe Harvell	28	44	124
1991-92	*Joe Harvell	28	79	179
1990-91	Joe Harvell	28	45	121
1989-90	Gerald Glass	30	46	122
	Joe Harvell	30	46	102
1988-89	Gerald Glass	30	41	109
1987-88	Rod Barnes	29	31	80
1986-87	Rod Barnes	29	19	46

3-POINT FG PERCENTAGE

(minimum 50 attempts)

Season	Player	G	3PM-A	Pct
2017-18	Deandre Burnnett	31	55-153	35.9
2016-17	Cullen Neal	36	63-154	40.9
2015-16	Anthony Perez	31	30-76	39.5
2014-15	LaDarius White	34	58-146	39.7
2013-14	Jarvis Summers	33	47-111	42.3



Chris Warren led the SEC the NCAA in with a 92.8 free throw percentage in 2010-11.

2012-13	LaDarius White	36	27-77	35.1
2011-12	Jarvis Summers	34	34-78	43.6
2010-11	Nick Williams	34	23-58	39.7
2009-10	Chris Warren	35	111-275	40.4
2008-09	Zach Graham	31	26-68	38.2
2007-08	Chris Warren	35	103-265	38.9
2006-07	Todd Abernethy	33	54-142	38.0
2005-06	Todd Abernethy	30	49-116	42.2
2004-05	Kendrick Fox	31	56-131	42.7
2003-04	Aaron Harper	28	67-173	38.7
2002-03	Aaron Harper	29	65-160	40.6
2001-02	David Sanders	31	36-71	50.7
2000-01	Jason Harrison	35	36-95	37.9
1999-2000	Jason Flanigan	31	34-89	38.2
1998-99	Jason Harrison	33	35-90	38.9
1997-98	Michael White	29	28-59	47.5
1996-97	Joezon Darby	26	46-131	35.1
1995-96	Keith Carter	27	63-162	38.9
1994-95	Cedric Brim	27	41-122	33.6
1993-94	Fred Johnigan	27	15-53	28.3
1992-93	Joe Harvell	28	44-124	35.5
1991-92	Joe Harvell	28	79-179	44.1
1990-91	Joe Harvell	28	45-121	37.2
1989-90	Joe Harvell	30	46-102	45.1
1988-89	Gerald Glass	30	41-109	37.6
1987-88	Rod Barnes	29	31-80	38.8
1986-87	Charles Prater	29	17-61	27.9

FREE THROW PERCENTAGE


(minimum 50 attempts)

Season	Player	G	FTM-FTA	Pct
2017-18	Deandre Burnnett	31	133-16	80.1
2016-17	Deandre Burnnett	33	192-218	88.1
2015-16	Stefan Moody	31	212-256	82.8
2014-15	*Stefan Moody	34	149-165	90.3
2013-14	Marshall Henderson	30	98-120	81.7
2012-13	*Marshall Henderson	36	166-188	88.3
2011-12	Nick Williams	34	46-60	76.7
2010-11	*%Chris Warren	34	168-181	92.8
2009-10	Chris Warren	35	107-131	81.7
2008-09	Chris Warren	11	59-69	85.5
2007-08	Chris Warren	35	85-106	80.2
2006-07	Todd Abernethy	33	57-72	79.2
2005-06	Bam Doynne	30	67-91	73.6
2004-05	Londrick Nolen	31	37-56	66.1
2003-04	Justin Reed	28	117-160	73.1
2002-03	David Sanders	29	88-113	77.9
2001-02	*Jason Harrison	31	92-107	86.0
2000-01	Jason Harrison	35	85-102	83.3
1999-2000	Jason Harrison	33	109-137	79.6
1998-99	Jason Harrison	33	73-92	79.3
1997-98	Keith Carter	29	82-107	76.6
1996-97	Joezon Darby	26	43-54	79.6
1995-96	Michael White	27	50-69	72.5
1994-95	Cedric Brim	27	53-72	73.6
1993-94	Ervin Garnes	27	93-121	76.9
1992-93	Joe Harvell	28	64-90	71.1
1991-92	Joe Harvell	28	86-111	77.5
1990-91	Tim Jumper	28	68-87	78.2
1989-90	Gerald Glass	30	109-148	73.6
1988-89	David Midlick	24	42-50	84.0
1987-88	Rod Barnes	29	106-126	84.1
1986-87	Rod Barnes	29	49-64	76.6
1985-86	Rod Barnes	29	71-88	80.7
1984-85	Eric Laird	21	69-98	70.4
1983-84	Bruce Tranbarger	25	43-51	84.3
1982-83	Carlos Clark	31	162-205	79.0
1981-82	Sean Tuohy	30	81-97	83.5



RECORDS

1980-81	Carlos Clark	28	84-111	75.7
1979-80	Sean Tuohy	30	86-106	81.1
1978-79	John Stroud	27	155-194	79.9
1977-78	John Stroud	27	74-98	75.5
1976-77	Walter Actwood	25	57-81	70.4
1975-76	Walter Actwood	27	34-57	59.6
1974-75	Dave Shepherd	26	103-125	82.4
1973-74	Dave Shepherd	24	74-89	83.1
1972-73	Dean Hudson	26	36-50	72.0
1971-72	*David Rhodes	24	82-91	90.1
1970-71	David Rhodes	25	79-93	84.9
1969-70	Ron Coleman	24	111-153	72.5
1968-69	Ken Turner	24	158-200	79.0
1967-68	Larry Martindale	24	47-59	79.7
1966-67	Eddie Miller	25	45-56	80.4
1965-66	Larry Martindale	22	80-97	82.5
1964-65	Jim Robbins	25	85-105	81.0
1963-64	Donnie Kessinger	22	118-145	81.4
1962-63	Donnie Kessinger	23	103-122	84.4
1961-62	Sterling Ainsworth	22	81-100	81.0
1960-61	Jack Waters	23	103-130	79.2
1959-60	Jack Waters	23	108-118	87.3
1958-59	Jack Waters	24	94-114	82.5
1957-58	Carlton Garner	23	68-89	76.4
1956-57	Joe Gibbon	21	177-235	75.3
1955-56	Wayland Lindsey	24	78-103	75.7
1954-55	Denver Brackeen	22	193-255	75.7
1953-54	Cob Jarvis	18	135-193	69.9
1952-53	Jerome Stenftenagel	26	49-67	73.1
1951-52	Ken Robbins	26	63-84	75.0
1950-51	Ken Robbins	24	62-89	69.7
1949-50	Al Grachler	25	67-94	71.3
1948-49	Maxie McMullen	21	52-71	73.2
1947-48	Maxie McMullen	23	68-84	81.0
1946-47	W.T. Blackledge	21	26-49	53.1



Sean Tuohy led the SEC in assists for four straight years and is the league's all-time assist leader.

ASSISTS

Season	Player	G	Assists	Avg
2017-18	Deandre Burnett	31	121	3.9
2016-17	Deandre Burnett	33	104	3.2
2015-16	Stefan Moody	31	133	4.3
2014-15	Jarvis Summers	33	160	4.9
2013-14	Jarvis Summers	33	126	3.8
2012-13	Jarvis Summers	34	128	3.8
2011-12	Jarvis Summers	34	116	3.4
2010-11	Chris Warren	34	128	3.8
2009-10	Eniel Polynice	33	128	3.9
2008-09	Terrico White	31	72	2.3
2007-08	Chris Warren	35	156	4.5
2006-07	*Todd Abernethy	33	182	5.5
2005-06	Todd Abernethy	30	87	2.9
2004-05	Todd Abernethy	31	82	2.6
2003-04	Aaron Harper	28	91	3.3
2002-03	David Sanders	29	90	3.1
2001-02	Jason Harrison	31	122	3.9
2000-01	Jason Harrison	35	104	3.0
1999-2000	Jason Harrison	33	115	3.5
1998-99	Michael White	32	97	3.0
1997-98	Michael White	29	87	3.0
1996-97	Michael White	29	98	3.4
1995-96	Michael White	27	88	3.3
1994-95	Cedric Brim	27	131	4.9
1993-94	Ervin Garnes	27	57	2.1
1992-93	Kevin Watkins	28	72	2.6
1991-92	Dondi Flemister	28	101	3.6
1990-91	Dondi Flemister	28	78	2.8
1989-90	Gerald Glass	30	121	4.0
1988-89	John Matthews	30	112	3.7
1987-88	Rod Barnes	29	112	3.9
1986-87	Rod Barnes	29	175	6.0
1985-86	Rod Barnes	29	153	5.3
1984-85	Andre Laird	27	89	3.7
1983-84	Cecil Dowell	28	68	2.4
1982-83	Cecil Dowell	31	127	4.1
1981-82	*Sean Tuohy	30	215	7.2
1980-81	*Sean Tuohy	30	187	6.2
1979-80	*Sean Tuohy	30	260	8.7
1978-79	*Sean Tuohy	27	168	6.2
1977-78	Henry Jackson	27	117	4.3
1976-77	Henry Jackson	27	117	4.3
1975-76	Henry Jackson	26	86	3.3
1974-75	Bob Mahoney	26	147	5.7
1973-74	Dave Shepherd	24	101	4.2
1972-73	Bob Mahoney	26	127	4.9
1971-72	Coolidge Ball	25	42	1.7
1970-71	Johnny Neumann	23	74	3.2
1969-70	Charlie Ward	25	51	2.0

BLOCKED SHOTS

Season	Player	G	Blocks	Avg
2017-18	Terence Davis	32	28	0.9
2016-17	Marcanvis Hymon	36	40	1.1
2015-16	Marcanvis Hymon	32	29	0.9
2014-15	Sebastian Saiz	34	33	0.9
2013-14	Aaron Jones	33	69	2.1
2012-13	*Reginald Buckner	36	98	2.7
2011-12	Reginald Buckner	32	69	2.2
2010-11	Reginald Buckner	33	95	2.9
2009-10	Reginald Buckner	31	64	2.1
2008-09	Malcolm White	31	43	1.4
2007-08	Kenny Williams	35	31	0.9
2006-07	Kenny Williams	34	38	1.1
2005-06	Dwayne Curtis	29	18	0.6
2004-05	Londrick Nolen	31	19	0.6
2003-04	Justin Reed	28	23	0.8
2002-03	Justin Reed	27	27	0.9

2001-02	Justin Reed	31	15	0.5
	Derrick Allen	31	15	0.5
2000-01	Rahim Lockhart	35	49	1.4
1999-2000	Rahim Lockhart	33	46	1.4
1998-99	Marcus Hicks	33	46	1.4
1997-98	Johnnie Rogers	28	48	1.7
1996-97	Johnnie Rogers	26	39	1.5
1995-96	Ansu Sesay	25	20	0.8
1994-95	Ansu Sesay	27	17	0.6
1993-94	David Dean	22	52	2.4
1992-93	*David Dean	28	56	2.0
1991-92	Kelvin Scales	28	28	1.0
1990-91	Sean Murphy	28	49	1.8
1989-90	Sean Murphy	30	47	1.6
1988-89	Sean Murphy	30	38	1.3
1987-88	Sean Murphy	29	46	1.6
1986-87	Ronnie Sims	29	39	1.3
1985-86	Ronnie Sims	29	32	1.1
1984-85	Curtis Ritchwood	15	27	0.6
1983-84	Sylvester Kincheon	28	26	0.9

STEALS

Season	Player	G	Steals	Avg
2017-18	Markel Crawford	32	38	1.2
2016-17	Terence Davis	36	50	1.4
2015-16	Stefan Moody	31	46	1.5
2014-15	Stefan Moody	34	57	1.7
2013-14	Marshall Henderson	30	45	1.5
2012-13	Murphy Holloway	36	58	1.6
2011-12	Murphy Holloway	31	50	1.6
2010-11	Trevor Gaskins	31	27	0.9
2009-10	Murphy Holloway	34	50	1.5
2008-09	Murphy Holloway	31	36	1.2
2007-08	Eniel Polynice	34	54	1.6
2006-07	Clarence Sanders	34	41	1.2
2005-06	Dwayne Curtis	29	46	1.6
2004-05	Cavadas Nunnery	28	43	1.5
2003-04	Aaron Harper	28	38	1.4
2002-03	Justin Reed	28	35	1.3
2001-02	Aaron Harper	31	43	1.4
2000-01	Rahim Lockhart	35	48	1.4
1999-2000	Rahim Lockhart	33	55	1.7
1998-99	Jason Smith	33	73	2.2
1997-98	Jason Smith	29	48	1.7
1996-97	Jason Smith	29	53	1.8
1995-96	Jason Smith	27	37	1.4
1994-95	Cedric Brim	27	32	1.2
1993-94	Ervin Garnes	27	55	2.0
1992-93	Kevin Watkins	28	49	1.8
1991-92	Dondi Flemister	28	38	1.4
1990-91	Dondi Flemister	28	36	1.3
1989-90	*Gerald Glass	30	70	2.3
1988-89	*Gerald Glass	30	89	3.0
1987-88	Rod Barnes	29	58	2.0
1986-87	Joe Ayers	29	46	1.6
1985-86	Eric Smith	28	49	1.8
1984-85	Joe Ayers	27	51	1.9
1983-84	Eric Laird	28	55	2.0
1982-83	Eric Laird	31	53	1.7
1981-82	Carlos Clark	30	50	1.7
1980-81	Elston Turner	29	42	1.4

* Indicates SEC leader

% Indicates NCAA leader

MISCELLANEOUS RECORDS

OVERTIME GAMES (SINCE 1929)

2-20-29	Vanderbilt	48-46	W
2-28-30	Washington & Lee	29-33	L
2-8-36	Miss. State (2ot)	48-42	W
2-23-48	LSU	50-52	L
12-28-54	Denver	81-88	L
12-6-56	E. Tenn. St.	89-88	W
12-22-56	Arkansas St.	79-78	W
2-11-58	E. Tenn. St. (2ot)	55-53	W
12-13-58	Arkansas	81-83	L
1-10-59	Vanderbilt	74-79	L
2-16-59	Florida	97-102	L
12-22-60	Tennessee Tech	37-36	W
2-15-60	Georgia	65-63	W
2-20-61	Florida	77-81	L
12-20-61	Houston (2ot)	62-63	L
1-12-63	Georgia Tech	71-73	L
12-27-63	Centenary	79-82	L
1-6-64	Auburn	59-58	W
2-27-65	Miss. State	77-78	L
1-14-67	Vanderbilt	70-78	L
2-4-67	Tennessee	56-53	W
12-7-68	Arkansas	65-61	W
2-1-69	LSU	84-81	W
2-3-69	Alabama	53-51	W
2-22-69	Georgia	82-85	L
12-9-69	NE Louisiana	80-85	L
12-29-69	Valparaiso	80-77	W
1-5-70	Tennessee (2ot)	59-57	W
3-2-74	Miss. State	69-75	L
2-10-75	Tennessee	88-81	W
1-22-77	Vanderbilt	72-77	L
1-11-79	Miss. State (2ot)	92-101	L
1-20-79	LSU	69-70	L
2-10-79	Auburn (2ot)	54-56	L
1-24-81	Miss. State	59-52	W
12-29-81	Memphis State	55-61	L
2-13-82	Florida	58-57	W
2-17-82	Vanderbilt (4ot)	51-48	W
2-19-83	Miss. State	69-67	W
2-6-84	Georgia	56-54	W
12-11-84	Memphis State	52-57	L
1-31-87	Tennessee	73-70	W
2-4-87	LSU	75-82	L
1-9-88	LSU	61-69	L
3-10-88	Alabama	64-59	W
1-11-89	Vanderbilt	65-72	W
1-21-89	Georgia	74-70	W
3-4-89	LSU	113-112	W
1-24-90	Miss. State (4ot)	102-104	L
1-6-91	Miss. State	80-84	L
2-2-91	Florida (2ot)	81-91	L
2-12-92	Florida	84-86	L
2-20-93	Alabama	83-82	W
1-19-94	Auburn (2ot)	88-85	W
2-23-94	Vanderbilt	77-72	W
1-21-95	LSU	81-87	L

11-27-95	Davidson	83-84	L
12-19-95	Southern Miss (2ot)	113-107	W
1-24-98	Miss. State (2ot)	81-77	W
12-12-98	Memphis	72-78	L
1-22-00	Auburn	79-77	W
11-25-00	VCU	88-84	W
12-22-00	Southern Cal.	84-83	W
2-28-01	LSU	77-78	L
11-15-01	Bowling Green	78-82	L
2-15-03	Miss. State	64-68	L
3-6-05	South Carolina	70-76	L
12-10-06	UIC	75-87	L
3-13-08	Georgia	95-97	L
3-24-08	Nebraska	85-75	W
3-4-09	Arkansas	98-91	W
12-16-09	UTEP	91-81	W
1-16-10	Tennessee	69-71	L
3-23-10	Texas Tech (2ot)	90-87	W
11-20-10	Dayton	71-78	L
11-25-11	Miami	64-61	W
1-14-12	at Auburn (2ot)	68-69	L
2-4-12	at Alabama (2ot)	67-69	L
3-9-12	vs. Tennessee	77-72	W
3-14-12	Illinois State	93-96	L
12-22-12	vs. Indiana State	85-87	L
1-15-13	at Vanderbilt	89-79	W
2-16-13	Georgia	84-74	W
12-8-13	Oregon	105-115	L
1-4-14	Dayton	80-83	L
1-15-14	LSU	88-74	W
11-14-14	Charleston Southern	65-66	L
1-6-15	Kentucky	86-89	L
12-22-15	Troy	83-80	W
1-19-16	South Carolina	74-77	L
11-18-16	Oral Roberts	95-88	W
2-21-17	Mississippi State	87-82	W
11-28-17	South Dakota State	97-99	L
12-2-17	Virginia Tech	80-83	L
12-16-17	Illinois State	97-101	L
2-20-18	at Missouri	90-87	W
Overall OT Record 46-50			
Single OT Record 38-43			
Double OT Record 7-6			
Four OT Record 1-1			
Most OT Games vs.			
Opponent No. (Record)			
Miss. State 11 (5-6)			
LSU 9 (3-6)			
Vanderbilt 8 (4-4)			
Tennessee 6 (5-1)			
Georgia 6 (4-2)			

OLE MISS IN THE NATIONAL POLLS

1996-97

Week	AP	CNN/USA Today
Jan. 13	#20	#25

1997-98

Week	AP	ESPN/USA Today
Preseason	#23	—
Nov. 17	#21	—
Nov. 24	#17	#18
Dec. 1	#14	#14
Dec. 8	#21	#19
Dec. 15	#18	#18
Dec. 22	#16	#16
Dec. 29	#16	#17
Jan. 5	#14	#14
Jan. 12	#11	#11
Jan. 19	#13	#14
Jan. 26	#12	#12
Feb. 2	#17	#16
Feb. 9	#18	#16
Feb. 16	#15	#14
Feb. 23	#13	#13
Mar. 2	#10	#10
Mar. 9	#13	#14
Final	—	#20

(AP does not release a poll following the regular season)

2000-01

Week	AP	ESPN/USA Today
Dec. 11	#23	—
Dec. 18	#24	#25
Dec. 25	#24	#24
Jan. 1	#22	#21
Jan. 8	#20	#21
Jan. 15	#21	#22
Jan. 22	#19	#21
Feb. 5	#25	#24
Feb. 12	#16	#19
Feb. 19	#12	#13
Feb. 26	#14	#12
Mar. 5	#14	#11
Mar. 12	#14	#13
Final	—	#9

2007-08

Week	AP	ESPN/USA Today
Dec. 24	#22	#24
Dec. 31	#18	#18
Jan. 7	#16	#15
Jan. 14	#18	#15
Jan. 21	#17	#15
Jan. 28	#24	#22

2009-10

Week	AP	ESPN/USA Today
Dec. 7	#25	—
Dec. 14	#20	#25
Dec. 21	#15	#21
Dec. 28	#16	#21
Jan. 4	#14	#16
Jan. 11	#21	#23
Jan. 18	#22	#24
Jan. 25	#18	#20
Feb. 1	#25	—



The 2001 Rebels advanced to the NCAA Sweet Sixteen and earned the program's highest ever ranking at No. 9.



2012-13

Week	AP	ESPN/USA Today
Jan. 21	#23	#24
Jan. 28	#16	#16
Feb. 4	—	#23

REBEL STREAKS

Overall Win Streak

13	2007-08
12	1925-26
12	1935-36 to 1936-37
11	2000-01, 1937-38

Overall Losing Streak

16	1975-76
13	1940-41
12	1962-63, 1955-56

Home Win Streak

29 — January 11, 1997 (73-69 vs. Kentucky) to January 6, 1999 (78-60 vs. Alabama)

20 — December 3, 2001 (78-43 vs. Louisiana-Monroe) to December 31, 2002 (57-49 vs. Samford)

20 — February 26, 2000 (75-67 vs. Vanderbilt) to November 28, 2001 (92-45 vs. Morris Brown)

18 — January 13, 2006 (74-72 vs. Arkansas) to January 30, 2008 (74-58 vs. Vanderbilt)

15 — January 24, 1996 (82-69 vs. Auburn) to January 5, 1997 (73-66 vs. Georgia)

15 — February 3, 1973 (84-59 vs. LSU) to February 4, 1974 (59-55 vs. Georgia)

Away/Neutral Win Streak

9	1925-26
6	6 times (MR: 2007-08)

Overall SEC Win Streak

9	1937-38
8	1997-98
6	2014-15
6	2012-13
6	2000-01

Non-SEC Homecourt Win Streak

44 1995-96 to 2001-02
(at the time, second longest in the nation)

MISCELLANEOUS RECORDS

MILESTONE WINS

No.	Opponent/Date	Score	Note
1	Mississippi College/2-17-1909	28-11	
100	Centenary/1-27-1925	35-17	
200	Memphis Coca-Cola/1-10-1936	41-40	
300	Arkansas State/2-26-1945	76-24	
400	Vanderbilt/1-17-1955	77-63	
434	Tulane/2-22-1958	83-68	Coach Graham's 100th win as head coach; first Ole Miss coach to reach 100 wins
500	Tulane/1-30-1965	62-60	
600	Texas/12-7-1974	82-74	
661	Grambling/3-6-1980	76-74	First postseason tournament victory
677	Georgia/3-7-1981	66-62	First SEC Tournament title
700	Central Arkansas/12-18-1982	67-60	
800	Vanderbilt/3-9-1990	65-62	SEC Tournament
875	Kentucky/1-11-1997	73-69	Win over No. 3 UK propels Rebels to first top-25 ranking at No. 20 (AP)
882	LSU/2-26-1997	74-68	First SEC Western Division title
900	Vanderbilt/2-11-1998	87-76	
905	Auburn/2-28-1998	74-67	Second SEC Western Division title
926	Villanova/3-12-1999	72-70	First NCAA Tournament win
968	Alabama/3-3-2001	105-71	Third SEC Western Division title
972	Notre Dame/3-18-2001	59-56	Win propels Ole Miss to first NCAA Tournament Sweet 16
1000	Arkansas-Pine Bluff/12-28-2002	71-38	
1068	Auburn/3-3-2007	83-79	Fourth SEC Western Division title
1129	Arkansas/3-6-2010	68-66	Fifth SEC Western Division title
1193	Auburn/2-23-2013	88-55	Andy Kennedy becomes school's all-time winningest coach
1198	Florida/3-17-2013	66-63	Second SEC Tournament title
1200	Troy/11-8-2014	69-54	

YEAR-BY-YEAR HOME RECORDS

2017-18	10-8	1998-99	13-3	1979-80	8-4
2016-17	13-6	1997-98	14-0#	1978-79	5-6
2015-16	12-2	1996-97	14-1	1977-78	8-5
2014-15	9-7	1995-96	10-4	1976-77	8-4
2013-14	12-5	1994-95	8-7	1975-76	4-9
2012-13	16-1*	1993-94	10-3	1974-75	6-6
2011-12	12-3	1992-93	7-9	1973-74	10-2
2010-11	13-4	1991-92	8-5	1972-73	10-2
2009-10	15-4	1990-91	6-8	1971-72	7-4
2008-09	12-4	1989-90	8-4	1970-71	7-4
2007-08	16-2*	1988-89	9-3	1969-70	4-7
2006-07	16-1*	1987-88	9-3	1968-69	6-5
2005-06	11-6	1986-87	11-2	1967-68	5-6
2004-05	8-6	1985-86	9-5	1966-67	7-4
2003-04	12-5	1984-85	9-7	1965-66	1-2
2002-03	10-6	1983-84	7-7	OVERALL	513-224
2001-02	13-1	1982-83	12-4	*School-record home wins	
2000-01	15-1	1981-82	12-2	#School-record home win %	
1999-00	15-3	1980-81	8-4		

ALL-TIME SERIES RECORDS

Opponent	First Meeting	Last Meeting	OM	Opp
Abilene Christian	1994	1994	1	0
ALABAMA	1921	2018	58	120
Alabama A&M	1999	2008	3	0
UAB	1979	1983	4	1
Alabama State	1983	2010	7	0
Alaska-Fairbanks	2002	2002	1	0
Alcorn State	1986	2011	4	0
Appalachian State	1997	2007	2	0
Arizona	1953	2001	1	1
ARKANSAS	1938	2018	32	47
Arkansas State!	1926	2011	21	9
Arkansas-Monticello=	1963	1972	10	0
Arkansas-Pine Bluff	1998	2003	4	0
AUBURN	1928	2018	60	75
Austin Peay	1991	2015	4	0
Ball State	1998	1998	0	1
Baptist Christian	1988	1988	1	0
BAYLOR	1971	2017	0	2
Belhaven	1967	1967	1	0
Belmont	1998	1998	2	0
Bethune-Cookman	1991	1991	1	0
Birmingham-Southern	1950	2000	5	0
Bowling Green	1979	2002	1	2
Bradley	1972	2017	3	3
BUTLER	NEVER MET			
BYU	2015	2015	1	0
California	2011	2011	0	1
Campbell	1986	1986	1	0
Carson-Newman	1983	1983	1	0
Centenary	1922	2010	7	6
Central Arkansas	1981	2006	3	0
Charleston	1973	1974	2	0
Charleston Southern	2014	2015	0	1
Charlotte@	1978	2000	2	1
CHATTANOOGA	NEVER MET			
Christian Brothers	1986	1989	2	0
CINCINNATI	1955	2015	1	1
Citadel	1971	1971	1	0
Clemson	1966	2008	2	3
Coastal Carolina	2013	2015	3	0
Colgate	1996	1996	0	1
Colorado State	2011	2011	0	1
Connecticut	2006	2006	0	1
Creighton	2015	2016	1	1
Davidson	1996	1997	0	2
Dayton	1981	2015	0	6
Delaware State	1995	1995	1	0
Delta State	1937	1942	2	4
Denver	1955	1955	0	1
DePaul	1983	2012	2	1

Opponent	First Meeting	Last Meeting	OM	Opp
Drake	2012	2012	1	0
East Carolina	2003	2004	1	1
East Tennessee State	1953	2013	9	5
Eastern Illinois	1974	1975	1	1
Eastern Kentucky	1956	2017	2	0
Evansville	2004	2004	2	0
Fairfield	2006	2006	1	0
FLORIDA	1941	2018	46	65
Florida A&M	2009	2009	1	0
Florida Atlantic	1995	1995	1	0
FLORIDA GULF COAST	NEVER MET			
Florida International	1997	1997	1	0
Florida State	1951	2005	1	3
Fresno State	1982	1982	0	1
Fordham	1983	2013	2	0
Furman	1954	2000	4	2
GEORGE MASON	2002	2015	1	2
Georgetown	1961	1961	1	0
GEORGIA	1928	2018	42	73
Georgia Southern	1984	2015	1	1
Georgia State	2015	2017	2	0
Georgia Tech	1926	2017	9	12
Grambling	1980	2012	2	0
Hardin-Simmons	1968	1968	1	0
Hawai'i	2013	2013	1	0
Hofstra	1991	1991	0	1
Holy Cross	1971	1971	1	0
Houston	1962	1997	2	1
Houston Baptist	1993	1996	2	0
Illinois	1989	1989	0	2
Illinois-Chicago	2005	2006	1	1
ILLINOIS STATE	1979	2017	0	4
Illinois Wesleyan	1983	1983	1	0
Indiana	2010	2010	1	0
Indiana State	1990	2013	1	1
Indiana State-Evansville	1976	1976	1	0
Iona	1957	2001	1	1
IOWA STATE	2001	2001	0	1
IUPUI	2002	2002	1	0
Jackson State	1987	1992	3	0
Jacksonville	1978	1985	2	1
Jacksonville St.+	1948	2010	4	0
James Madison	1992	1992	0	1
Kansas	1981	1981	0	1
Kansas State	2001	2015	3	2
KENTUCKY	1925	2018	13	106
Kentucky State	1988	1988	1	0
Kentucky Wesleyan	1970	1970	0	1
La Salle	2008	2013	1	1
Lamar	1993	2008	2	1

Opponent	First Meeting	Last Meeting	OM	Opp
Lipscomb University	1956	2013	5	0
Long Beach State	1973	1983	1	1
Long Island	1998	1998	1	0
Louisiana College	1962	1962	1	0
Louisiana~	1970	2017	4	4
LOUISIANA-MONROE#	1970	2013	15	4
LSU	1910	2018	87	121
Louisiana Tech	1911	2015	8	5
Louisville	1998	2009	2	1
Loyola, Chicago	1979	1979	1	0
Loyola, Marymount	2013	2103	1	0
Loyola, New Orleans	1924	1994	4	1
MacAlester	1972	1972	1	0
MacMurray	1985	1985	1	0
Marshall	1971	2009	2	1
Marquette	2012	2012	0	1
Maryland	1929	1988	1	1
Massachusetts	2015	2016	2	0
McNeese State	1990	2013	8	1
Memphis%	1910	2016	14	27
Mercer	1980	2013	5	1
Metro State	1990	1990	0	1
Miami, Fla.	1950	2012	1	3
Michigan	1980	1980	1	0
Michigan State	1999	1999	0	1
MIDDLE TENNESSEE	1961	2017	3	6
Millsaps	1912	1946	30	9
Minnesota	1969	1980	0	2
Minnesota-Duluth	1976	1976	1	0
Mississippi College	1909	1987	25	14
MISSISSIPPI STATE	1914	2018	115	143
Mississippi Valley St.	2006	2013	6	0
MISSOURI	2013	2018	10	2
Missouri-Rolla	1985	1985	1	0
Missouri Western	1976	1982	3	0
Missouri-St. Louis	1984	1984	1	0
Monmouth	2017	2017	1	0
Montana	2016	2016	1	0
Morgan State	1995	2009	3	0
Morris Brown	2001	2002	2	0
Murray State	1959	2016	3	3
Nebraska	1978	2008	2	1
New Mexico	1996	2009	1	3
New Orleans	1984	2009	4	1
NICHOLLS	1989	2009	8	0
North Carolina	1923	1926	1	1
North Carolina A&T	2013	2013	1	0
North Carolina State	1929	2000	1	1
Northern Arizona	2015	2015	1	0
North Texas State	1986	1987	2	0



ALL-TIME SERIES RECORDS

Opponent	First Meeting	Last Meeting	OM	Opp
Northwestern St. (La.)	1989	2015	3	0
Notre Dame	1978	2001	1	1
Oakland	1993	1993	1	0
Ohio State	1999	2008	0	2
Oklahoma	1999	2001	2	1
Oklahoma State	1948	1948	1	0
Oral Roberts	1992	2016	5	0
Oregon	2013	2015	1	1
Oregon State	2000	2000	1	0
Pacific	1982	1982	1	0
Pan American	1976	1976	1	0
Penn State	2011	2013	3	0
Pittsburgh	1992	1992	0	1
Portland State	1997	1997	1	0
Prairie View	1992	2000	6	0
Presbyterian College	2008	2008	1	0
Rice	1984	2017	2	2
Rollins College	1994	1994	1	0
Rutgers	2013	2103	1	0
St. Francis, Pa.	1973	1973	1	0
St. John's	1989	1989	0	1
St. Joseph's	1988	2016	3	0
Saint Louis	1955	2011	2	2
Samford	1978	2003	3	0
Sam Houston State	1989	2017	6	0
SAN DIEGO	NEVER MET			
San Diego State	1987	1987	1	0
San Francisco	2013	2013	1	0
Seton Hall	2015	2015	0	1
Sewanee	1926	1965	7	3
SMU	1969	2012	2	1
South Alabama	1969	2016	5	1
SOUTH CAROLINA	1961	2018	19	19
South Carolina State	2004	2005	2	0
USC-Spartanburg	1986	1986	1	0
South Dakota State	1977	2017	1	1
South Florida	1983	1983	1	0
Southeast Missouri State	2014	2015	2	0
SOUTHEASTERN LOUISIANA	1957	2011	17	0
Southern	1989	2015	2	0
Southern Cal	2001	2001	1	0
Southern Illinois	1993	2001	1	2
Southern Miss ^	1922	2012	18	6
Southern Utah	2005	2005	1	0
Southwestern&	1912	1954	29	3
Spring Hill	1951	1952	2	0
Stetson	1992	1992	2	0
Syracuse	2017	2017	1	0
Tampa	1950	1950	0	1
TCU	1977	2014	3	2
Temple	1988	1999	1	3

Opponent	First Meeting	Last Meeting	OM	Opp
TENNESSEE	1924	2018	44	73
Tennessee-Chattanooga	1947	1986	3	2
Tennessee-Martin	2002	2016	3	0
Tennessee Tech	1959	2006	6	1
Tennessee Wesleyan	1985	1985	1	0
Texas	1956	2018	6	9
TEXAS A&M	1973	2018	2	6
Texas A&M-Corpus Christi	2010	2017	2	0
Texas State	2011	2011	1	0
Texas Tech	1955	2010	1	4
Troy<	1958	2015	10	0
Toledo	1977	1977	1	0
Towson	2015	2015	1	0
Tulane	1921	1995	35	55
Tulsa	1954	1990	1	4
UALR	2010	2013	3	0
UC Santa Barbara	2008	2008	1	0
UCF	2008	2010	3	0
UCLA	2002	2002	0	1
Union*	1911	1959	25	7
Utah	2009	2017	0	2
UTEP	2002	2010	2	0
VANDERBILT	1925	2016	44	76
Valparaiso	1970	1998	1	1
Villanova	1999	2010	1	1

Opponent	First Meeting	Last Meeting	OM	Opp
Virginia	1925	1957	1	1
VCU	2000	2005	4	0
VMI	1925	1925	1	0
Virginia Tech	1980	2017	2	3
Washington-St. Louis	1987	1987	1	0
Washington & Lee	1929	1930	1	1
West Alabama	1999	1999	1	0
West Virginia	2009	2010	0	2
Western Carolina	2005	2005	1	0
Western Kentucky	2013	2015	1	1
WESTERN MICHIGAN	NEVER MET			
Wichita State	1995	2002	3	2
Winthrop	2008	2008	1	0
Wisconsin	2013	2013	1	0
Wisconsin-Green Bay	1975	1975	1	0
Xavier	2015	2015	0	1

2018-19 OPPONENTS IN BOLD CAPS

! - formerly Arkansas A&M (1925-27)

@ - formerly UNC-Charlotte

- formerly Northeast Louisiana

\$ - formerly Louisiana I.I.

% - formerly Memphis St.

^ - formerly Miss. Normal

~ formerly Southwest Louisiana, Louisiana-Lafayette

& - formerly S.P.U.

* - formerly SWBU



Ole Miss and Mississippi State own the SEC's most-played rivalry. Entering this season, the in-state foes have faced off 258 times beginning with their first meeting in 1914.

C.M. "TAD" SMITH COLISEUM RECORDS

"TAD PAD" FAST FACTS

Overall Record in Tad Smith Coliseum: 490-210 (.700 win pct. - 51 seasons)

First Game: Monday, Feb. 21, 1966 vs. Kentucky

First Ole Miss Win: Wednesday, Feb. 23, 1966 vs. Tulane (91-70)

First Basket: Larry Conley, Kentucky (18:50 left in first half)

First Ole Miss Basket: Chuck Burhorn (13:32 left in first half)

Longest Ole Miss Home Winning Streak: 29 games (1996-97 to 1998-99)

Most Home Wins in a Season: 16 (2006-07, 2007-08 and 2012-13)

Longest Game: 4 Overtimes (Feb. 17, 1982 vs. Vanderbilt)

Most Points by Both Teams: 225 (Ole Miss 113, LSU 112 (ot) - Mar. 4, 1989)

Fewest Points by Both Teams: 83 (Ole Miss 50, LSU 33 - Feb. 7, 2001)

INDIVIDUAL (OLE MISS)

Points:	57	Johnny Neumann	vs. Southern Miss	12-15-70
FG att:	50	Johnny Neumann	vs. Kentucky	1-2-71
FG made:	20	Gerald Glass	vs. LSU	3-4-89
	20	Johnny Neumann	vs. Southern Miss	12-15-70
3-pt att:	23	Marshall Henderson	vs. Oregon	12-8-13
3-pt made:	10	Marshall Henderson	vs. Oregon	12-8-13
FT att:	25	Ken Turner	vs. Vanderbilt	2-12-69
FT made:	17	Carlos Clark	vs. LSU	1-15-83
	17	Johnny Neumann	vs. Southern Miss	12-15-70
Rebounds:	22	Walter Actwood	vs. ISU-Evansville	12-1-75
Assists:	15	Sean Tuohy	vs. Auburn	1-26-80
Blocks:	8	Ansu Sesay	vs. Mississippi State	2-19-97
Steals:	7	Jason Smith	vs. Florida	1-7-98
	7	Coolidge Ball	vs. Alabama	2-16-74

TEAM (OPPONENT)

Points:	120	Kentucky	2-2-70
Few points:	30	Mississippi State	1-23-82
FG att:	116	Southern Miss	12-15-70
FG made:	52	Kentucky	2-2-70
FG pct:	75.0	Tennessee (24-32)	1-6-82
3-pt att:	36	Auburn	1-28-10
3-pt made:	17	Illinois State	3-14-12
3-pt pct:	100.0	Tennessee (1-1)	2-2-87
FT att:	45	Florida	2-2-91
FT made:	35	Rice	1-9-93
FT pct:	100.0	Six times	
Rebounds:	70	Kentucky	2-7-70
Assists:	26	Georgia	1-15-11
Blocks:	12	LSU	2-23-91
Steals:	21	Morgan State	12-1-94

INDIVIDUAL (OPPONENT)

Points:	55	Chris Jackson	LSU	3-4-89
FG att:	46	Pete Maravich	LSU	2-28-70
FG made:	23	Dan Issel	Kentucky	2-7-70
3-pt att:	20	Chris Jackson	LSU	3-4-89
3-pt made:	9	Chris Jackson	LSU	3-4-89
FT att:	19	Kenny Higgs	LSU	2-7-76
FT made:	14	Johnathan Loyd	Oregon	12-8-13
	14	Jimmy England	Tennessee	1-4-71
	14	Pete Maravich	LSU	2-24-68
Rebounds:	22	Al Leinhard	Georgia	1-24-70
Assists:	15	Johnathan Loyd	Oregon	12-8-13
Blocks:	9	Tom Jervis	Troy	11-27-07
	9	Mickell Gladness	Alabama A&M	12-22-06
	9	Shaquille O'Neal	LSU	2-20-91
Steals:	6	Shane Larkin	Miami (Fla.)	11-25-11
	6	Trant Simpson	Alabama A&M	12-22-06
	6	Michael Gholar	Mississippi State	1-12-00

TEAM (OLE MISS)

Points:	117	vs. Arkansas	12-10-73
Few points:	42	vs. Mississippi State	2-25-95
FG att:	104	vs. LSU	3-8-75
FG made:	56	vs. Arkansas	12-10-73
FG pct:	69.0	vs. Mississippi State (20-29)	1-23-82
3-pt att:	35	vs. Oregon	12-8-13
	35	vs. Mississippi State	1-13-11
3-pt made:	15	vs. Oregon	12-8-13
3-pt pct:	75.0	vs. Mississippi State (6-8)	2-14-87
FT att:	55	vs. Vanderbilt	2-13-80
FT made:	39	vs. Vanderbilt	2-13-80
FT pct:	100.0	vs. Kentucky (5-5)	3-5-88
	100.0	vs. Mississippi State (3-3)	1-29-03
Rebounds:	84	vs. ISU-Evansville	12-1-75
Assists:	32	vs. Centenary	12-19-09
Blocks:	13	vs. Loyola-New Orleans	12-1-93
Steals:	21	vs. Houston Baptist	2-5-96

TOP 20 TAD PAD CROWDS

1.	9,452 (2/10/07)	Alabama (W, 75-69)
2.	9,360 (1/9/10)	Miss. State (L, 75-80)
3.	9,328 (1/12/08)	LSU (W, 74-71)
4.	9,321 (2/2/81)	Kentucky (L, 62-55)
5.	9,318 (1/19/80)	Miss. State (W, 75-64)
6.	9,311 (3/3/02)	Alabama (W, 84-56)
7.	9,304 (1/16/08)	Florida (W, 89-87)
8.	9,232 (1/29/13)	Kentucky (L, 74-87)
9.	9,224 (1/12/02)	Miss. State (W, 66-59)
10.	9,217 (12/7/01)	Memphis (W, 71-67)
11.	9,210 (1/8/83)	Tennessee (W, 56-55)
12.	9,206 (1/24/13)	Tennessee (W, 62-56)
13.	9,173 (1/12/13)	Missouri (W, 64-49)
14.	9,167 (2/20/08)	Miss. State (W, 74-63)
15.	9,132 (1/28/70)	LSU (L, 103-99)
16.	9,109 (2/2/08)	So. Carolina (L, 80-77)
17.	9,088 (1/29/03)	Miss. State (L, 58-57)
18.	9,082 (2/16/08)	Auburn (L, 90-78)
19.	9,030 (3/7/09)	Miss. State (L, 80-82)
20.	9,010 (1/7/04)	Miss. State (L, 61-54)



THE PAVILION AT OLE MISS RECORDS

PAVILION FAST FACTS

Overall Record in The Pavilion: 20-8 (.714 win pct. - 2 seasons)

First Game: Thursday, Jan. 7, 2016 vs. Alabama

First Ole Miss Win: Thursday, Jan. 7, 2016 vs. Alabama (74-66)

First Basket: Tomasz Gielo, Ole Miss (3FG, 19:11/1H)

First Ole Miss Basket: Tomasz Gielo (3FG, 19:11/1H)

Longest Ole Miss Home Winning Streak: 5 games (2016)

Most Home Wins in a Season: 13 (2017)

Longest Game: 1 Overtime 4x (MR: vs. Illinois State - Dec. 16, 2017)

Most Points by Both Teams: 198 (Illinois State 101, Ole Miss 97 - Dec. 16, 2017)

Fewest Points by Both Teams: 115 (Ole Miss 66, Bradley 49 - Dec. 19, 2016)

INDIVIDUAL (OLE MISS)

Points:	43	Stefan Moody	vs. Mississippi State	3-3-16
FG att:	25	Stefan Moody	vs. Vanderbilt	2-6-16
FG made:	13	Terence Davis	vs. LSU	2-14-17
3-pt att:	15	Stefan Moody	vs. Vanderbilt	2-6-16
3-pt made:	6	3x, MR: Terence Davis	vs. Bradley	12-22-17
FT att:	18	3x last Sebastian Saiz	vs. UMass	11-14-16
FT made:	15	2x last Stefan Moody	vs. Mississippi State	3-3-16
Rebounds:	19	Sebastian Saiz	vs. UMass	11-14-16
Assists:	9	Cullen Neal	vs. South Alabama	12-22-16
Blocks:	6	Sebastian Saiz	vs. Butler	12-19-16
Steals:	7	Rasheed Brooks	vs. LSU	2-14-17

INDIVIDUAL (OPPONENT)

Points:	34	Malik Monk	Kentucky	12-29-16
FG att:	22	D'Marcus Simonds	Georgia State	11-17-17
FG made:	12	Edrice Adebayo	Kentucky	12-29-16
3-pt att:	15	Mike Daum	South Dakota State	11-28-17
3-pt made:	7	Matthew Butler	UT Martin	11-11-16
FT att:	18	Keith Stone	Florida	1-13-18
FT made:	13	Keith Stone	Florida	1-13-18
Rebounds:	13	3x, MR: Jontay Porter	Missouri	2-6-18
Assists:	11	Isaiah Briscoe	Kentucky	12-29-16
Blocks:	8	2x, MR: Clevon Brown	Vanderbilt	3-3-18
Steals:	5	J.J. Frazier	Georgia	1-9-16

TEAM (OLE MISS)

Points:	97	2x, MR: vs. Illinois State	12-16-17
Few points:	47	vs. Georgia	1-11-17
FG att:	73	2x, MR: vs. Illinois State	12-16-17
FG made:	36	vs. South Dakota State	11-28-17
FG pct:	54.1	vs. LSU	2-14-17
3-pt att:	33	vs. South Carolina	1-19-16
3-pt made:	14	vs. Texas A&M-Corpus Christi	12-19-17
3-pt pct:	52.4	vs. Missouri (11-21)	2-25-17
FT att:	46	vs. UMass	11-14-16
FT made:	33	vs. UMass	11-14-16
FT pct:	95.7	vs. Baylor (22-23)	1-28-17
Rebounds:	50	vs. Tennessee	1-17-17
	50	vs. South Alabama	12-22-16
Assists:	25	vs. Texas A&M-Corpus Christi	12-19-17
Blocks:	13	vs. Bradley	12-19-16
Steals:	14	vs. LSU	2-14-17

TEAM (OPPONENT)

Points:	101	Illinois State	12-16-17
Few points:	49	Bradley	12-19-16
FG att:	74	2x, MR: South Dakota State	11-28-17
FG made:	37	Kentucky	12-29-16
FG pct:	52.7	Vanderbilt	3-3-18
3-pt att:	41	South Dakota State	11-28-17
3-pt made:	18	South Dakota State	11-28-17
3-pt pct:	56.3	Middle Tennessee (9-16)	11-30-16
FT att:	36	UMass	11-14-16
FT made:	26	Illinois State	12-16-17
FT pct:	88.0	Georgia (22-25)	1-11-17
Rebounds:	49	2x, MR: Illinois State	12-16-17
Assists:	24	Kentucky	12-29-16
Blocks:	8	4x, MR: Vanderbilt	3-3-18
Steals:	12	Mississippi State	3-3-16

TOP 10 PAVILION CROWDS

1.	9,500 (1/7/16)	Alabama (W, 74-66)
	9,500 (2/6/16)	Vanderbilt (W, 85-78)
	9,500 (2/13/16)	Arkansas (W, 76-60)
	9,500 (3/2/16)	Miss. State (W, 86-78)
5.	9,487 (1/9/16)	Georgia (W, 72-71)
6.	9,411 (1/28/17)	Baylor (L, 75-78)
7.	9,333 (1/16/16)	Florida (L, 71-80)
8.	9,091 (3/21/17)	Georgia Tech (L, 66-74)
9.	9,086 (12/29/16)	Kentucky (L, 76-99)
10.	8,664 (1/6/18)	Miss. State (W, 64-58)

ALL-TIME SCORES

1908-09

Record: 1-4

J-28	Memphis Physicians.....H	11-12	L
F-5	Miss. Physicians.....A	15-26	L
F-6	Memphis YMCA.....A	11-29	L
F-16	Miss. College.....A	17-19	L
F-17	Miss. College.....A	28-11	W

1909-10

Record: 0-7

J-27	Jonesboro YMCA.....A	3-31	L
J-28	Memphis YMCA.....A	7-36	L
J-28	Univ. of Memphis.....A	11-23	L
F-4	LSU.....A	14-39	L
F-5	LSU.....A	4-25	L
F-7	Miss. College.....A	10-16	L
F-8	Miss. College.....A	15-16	L

**E. R. HUBBARD
9-3 (1911)**

1910-11

Record: 9-3
Head Coach: E.R. Hubbard

F-3	Laurel YMCA.....A	27-26	W
F-4	Laurel YMCA.....A	22-25	L
F-6	Summerland.....A	20-10	W
F-7	Summerland.....A	39-15	W
F-8	Clark Memorial.....A	39-9	W
F-9	Clark Memorial.....A	53-7	W
F-10	Louisiana I.I.....A	19-25	L
F-11	Louisiana I.I.....A	13-15	L
F-13	Miss. College.....A	29-15	W
F-14	Miss. College.....A	31-13	W
F-24	Union.....A	37-25	W
F-25	Union.....A	37-31	W

**B. Y. WALTON
10-2 (1912)**

1911-12

Record: 10-2
Head Coach: B.Y. Walton

J-12	Millsaps.....A	30-0	W
J-13	Millsaps.....A	39-7	W
J-14	LSU.....A	15-27	L
J-15	LSU.....A	11-33	L
J-19	Miss. College.....A	20-16	W
J-20	Miss. College.....A	29-25	W
F-2	Union.....H	45-7	W
F-3	Union.....H	30-27	W
F-21	Southwestern PU.....A	43-13	W
F-22	Southwestern PU.....A	43-16	W
F-23	Union.....A	57-20	W
F-24	Union.....A	46-26	W

1912-13

Record: 0-7

J-17	Memphis YMCA.....A	22-41	L
J-18	Jonesboro YMCA.....A	10-47	L
J-20	Tupelo YMCA.....A	15-27	L
J-21	Tupelo YMCA.....A	21-23	L
J-23	Jackson YMCA.....A	14-51	L
J-24	McTeire.....A	10-28	L
J-25	Union.....A	26-77	L

1913-14

Record: 8-7

J-17	Millsaps.....H	29-13	W
J-23	Jonesboro YMCA.....H	28-13	W
F-2	Union.....A	39-24	W
F-6	Memphis YMCA.....A	13-32	L
F-9	Miss. College.....H	23-19	W
F-10	Millsaps.....A	24-18	W
F-11	Clark Memorial.....A	36-18	W
F-12	Meridian YMCA.....A	68-20	W
F-13	Jones County.....A	32-22	W
F-14	Jones County.....A	26-13	W
F-17	Miss. College.....A	19-22	L
F-25	Miss. State.....A	15-68	L
F-26	Miss. State.....A	18-84	L
F-27	Miss. State.....H	10-12	L

F-28	Miss. State.....H	8-20	L
------	-------------------	------	---

1914-15

Record: 0-3

F-4	Millsaps.....A	20-60	L
F-5	Miss. College.....A	17-27	L
F-6	Miss. College.....A	15-37	L

1915-16

Record: 4-7

J-14	College Hill.....H	25-19	W
J-17	Union.....A	43-25	W
J-18	Jackson YMCA.....A	40-24	W
J-22	Union.....H	27-24	W
J-28	Miss. State.....H	9-28	L
J-29	Miss. State.....H	20-33	L
F-3	Miss. College.....H	13-15	L
F-4	Miss. College.....H	13-15	L
F-10	Millsaps.....H	24-50	L
F-21	LSU.....H	29-55	L
F-25	Millsaps.....A	21-48	L

1916-17

Record: 11-7

D-14	College Hill.....H	31-19	W
J-8	College Hill.....H	62-40	W
J-12	Memphis YMCA.....A	5-26	L
J-20	Jackson YMCA.....A	40-24	W
J-20	Union.....A	43-25	W
J-26	Union.....H	70-16	W
F-1	Millsaps.....H	38-12	W
F-2	Millsaps.....H	50-16	W
F-8	Miss. College.....H	27-29	L
F-9	Miss. College.....H	33-15	W
F-16	Miss. State.....A	20-35	L
F-17	Miss. State.....A	24-42	L
F-19	Miss. College.....A	20-46	L
F-20	Miss. College.....A	21-27	L
F-20	Millsaps.....A	36-28	W
F-21	Millsaps.....A	28-24	W
F-23	Miss. State.....H	25-42	L
F-24	Miss. State.....H	29-15	W

1917-18

NO GAMES SCHEDULED

1918-19

**C. R. "DUDY" NOBLE
0-3 (1919)**

Record: 0-3
Head Coach: C.R. Noble

J-31	Memphis YMCA.....A	13-24	L
F-7	Miss. State.....H	23-32	L
F-8	Miss. State.....H	14-52	L

**R. L. SULLIVAN
66-36 (1920-25)**

1919-20

Record: 9-4
Head Coach: R.L. Sullivan

J-23	Union.....H	40-10	W
J-30	Union.....A	38-24	W
J-31	Jackson YMCA.....A	22-39	L
F-6	Miss. State.....H	23-10	W
F-7	Miss. State.....H	15-21	L
F-13	Howard.....H	30-11	W
F-16	Millsaps.....H	60-15	W
F-17	Millsaps.....H	56-21	W
F-19	Clarksdale YMCA.....A	45-15	W
F-25	Millsaps.....A	25-21	W
F-26	Miss. College.....A	27-12	W
M-5	Miss. State.....A	13-49	L
M-6	Miss. State.....A	12-30	L

1920-21

Record: 9-7
Head Coach: R.L. Sullivan

J-14	Millsaps.....H	26-20	W
J-15	Millsaps.....H	29-4	W

J-19	Alabama.....A	22-18	W
J-20	Alabama.....A	17-21	L
J-21	Miss. State.....A	12-33	L
J-22	Miss. State.....A	20-34	L
F-2	Miss. State.....H	17-13	W
F-3	Miss. State.....H	23-13	W
F-11	Alabama.....H	31-18	W
F-12	Alabama.....H	28-13	W
F-14	Millsaps.....A	23-13	W
F-15	Millsaps.....A	13-33	L
F-18	LSU (ot).....A	23-22	W
F-19	LSU.....A	12-46	L
F-21	Tulane.....A	25-35	L
F-22	Tulane.....A	22-34	L

1921-22

Record: 7-4
Head Coach: R.L. Sullivan

J-20	Millsaps.....H	34-12	W
J-21	Millsaps.....H	24-8	W
J-27	Miss. Normal.....H	42-16	W
J-28	Miss. Normal.....H	24-18	W
F-3	Miss. State.....H	27-30	L
F-4	Miss. State.....H	12-17	L
F-6	Tulane.....H	35-27	W
F-7	Tulane.....A	27-25	W
F-16	Miss. State.....A	27-25	W
F-17	Miss. State.....A	17-48	L
Centenary.....	—	15-21	L

**Ole Miss Joins
Southern Conference**

1922-23

Record: 8-7
Head Coach: R.L. Sullivan

J-12	Memphis State.....H	14-16	L
J-13	Memphis State.....H	25-16	W
J-19	Union.....H	30-13	W
J-20	Union.....H	13-15	L
J-29	Millsaps.....H	31-19	W
J-30	Millsaps.....H	25-21	W
F-5	Miss. State.....A	14-29	L
F-6	Miss. State.....A	18-23	L
F-7	Alabama.....A	22-33	L
F-12	Miss. State.....H	26-28	L
F-13	Miss. State.....H	30-27	W
F-22	Southwestern PU.....H	31-18	W
F-23	Alabama.....H	28-17	W
SOUTHERN CONFERENCE TOURNAMENT			
F-28	North Carolina.....1	34-32	W
M-1	Miss. State.....1	26-33	L

Key to Neutral Sites: 1- Atlanta, Ga.

1923-24

Record: 16-6
Head Coach: R.L. Sullivan

College Hill.....H	40-9	W	
College Hill.....H	56-2	W	
D-20	D'Lo YMCA.....A	15-33	L
D-21	Hattiesburg YMCA.....A	39-21	W
D-22	Laurel YMCA.....A	37-27	W
J-11	Memphis State.....H	43-18	W
J-12	Memphis State.....H	20-14	W
J-16	Loyola-N.O.....A	26-15	W
J-17	Loyola-N.O.....A	15-14	W
J-18	Tulane.....A	23-28	L
J-19	Tulane.....A	19-35	L
J-24	Millsaps.....H	31-16	W
J-25	Millsaps.....H	25-27	L
J-28	Tennessee.....H	36-17	W
J-29	Tennessee.....H	24-13	W
F-4	Miss. College.....H	32-29	W
F-5	Miss. College.....H	30-21	W
F-11	Union.....H	30-25	W
F-12	Union.....H	33-16	W
F-21	Miss. State.....H	29-27	W
F-23	Miss. State.....A	42-47	L
SOUTHERN CONFERENCE TOURNAMENT			
F-29	Alabama.....1	42-44	L

Key to Neutral Sites: 1- Atlanta, Ga.

1924-25

Record: 17-8
Head Coach: R.L. Sullivan

D-15	Will-Mayfield.....H	56-20	W
D-17	Bemis YMCA.....H	56-20	W
D-27	Memphis YMCA.....A	16-34	L
D-30	Meridian.....A	43-8	W
D-31	Laurel YMCA.....A	45-33	W
J-8	Vanderbilt.....A	18-19	L
J-9	Kentucky.....A	23-26	L
J-10	Tennessee.....A	13-15	L
J-16	Tulane.....H	35-31	W
J-17	Tulane.....H	15-30	L
J-19	Union.....H	38-19	W
J-20	Union.....H	28-19	W
J-27	Centenary.....H	35-17	W
F-2	Memphis State.....H	52-19	W
F-3	Memphis State.....H	45-14	W
F-6	Millsaps.....A	35-28	W
F-7	Millsaps.....A	28-14	W
F-9	Miss. State.....A	30-34	L
F-14	Memphis YMCA.....H	38-27	W
F-16	Millsaps.....H	31-20	W
F-17	Millsaps.....H	25-16	W
F-20	Miss. State.....H	28-38	L
SOUTHERN CONFERENCE TOURNAMENT			
F-27	VMI.....1	27-20	W
F-28	Virginia.....1	32-24	W
M-2	Tulane.....1	23-44	L

Key to Neutral Sites: 1- Atlanta, Ga.

**HOMER HAZEL
54-32 (1926-30)**

1925-26

Record: 16-2
Head Coach: Homer Hazel

D-16	Arkansas A&M.....H	44-21	W
D-17	Arkansas A&M.....H	42-13	W
J-9	Jackson YMCA.....H	44-18	W
J-11	Southwestern.....H	55-14	W
J-15	LSU.....A	24-27	L
J-16	LSU.....A	43-19	W
J-18	Tulane.....A	46-35	W
J-1	Tulane.....A	51-26	W
J-21	Vanderbilt.....H	32-18	W
J-23	Miss. State.....H	33-20	W
F-5	Alabama.....A	32-22	W
F-6	Alabama.....A	35-25	W
F-15	Southwestern.....A	32-20	W
F-16	Bemis YMCA.....A	54-28	W
F-18	Sewanee.....H	54-28	W
SOUTHERN CONFERENCE TOURNAMENT			
F-26	Sewanee.....1	50-16	W
F-27	Georgia Tech.....1	36-24	W
M-1	North Carolina.....1	23-38	L

Key to Neutral Sites: 1- Atlanta, Ga.

1926-27

Record: 13-5
Head Coach: Homer Hazel

D-15	Arkansas A&M.....H	53-24	W
D-16	Arkansas A&M.....H	40-16	W
J-4	Sewanee.....H	40-13	W
J-14	LSU.....A	36-16	W
J-15	LSU.....A	21-22	L
J-17	Tulane.....A	28-21	W
J-18	Tulane.....A	26-23	W
J-19	St. Stanislaus.....A	33-24	W
J-31	Alabama.....H	29-21	W
F-1	Alabama.....H	33-32	W
F-4	Miss. State.....A	22-36	L
F-5	Miss. State.....H	24-30	L
F-7	Miss. State.....H	31-28	W
F-8	Miss. State.....H	26-19	W
F-10	Vanderbilt.....A	32-33	L
F-11	Kentucky.....A	37-17	W
F-12	Tennessee.....A	39-34	W
SOUTHERN CONFERENCE TOURNAMENT			
F-26	Vanderbilt.....1	20-32	L

Key to Neutral Sites: 1- Atlanta, Ga.



RECORDS

1927-28 SOUTHERN CONFERENCE TOURNAMENT CHAMPIONS

Record: 10-9

Head Coach: Homer Hazel

J-9	Memphis YMCA.....H	46-21	W
J-13	LSU.....A	17-20	L
J-14	LSU.....A	25-36	L
J-16	Tulane.....A	49-31	W
J-17	Tulane.....A	43-28	W
J-25	LSU.....H	33-23	W
J-26	LSU.....H	33-34	L
F-6	Miss. State.....H	30-38	L
F-7	Miss. State.....H	27-29	L
F-10	Auburn.....A	43-42	W
F-11	Auburn.....A	38-58	L
F-13	Georgia.....A	44-37	W
F-14	Georgia.....A	33-37	L
F-20	Miss. State.....A	34-45	L
F-21	Miss. State.....A	36-40	L

SOUTHERN CONFERENCE TOURNAMENT

F-24	N.C. State.....1	40-35	W
F-25	LSU.....1	55-28	W
F-27	Kentucky.....1	41-28	W
F-28	Auburn.....1	31-30	W

Key to Neutral Sites: 1- Atlanta, Ga.

1928-29

Record: 9-9

Head Coach: Homer Hazel

J-11	LSU.....A	42-21	W
J-12	LSU.....A	34-17	W
J-14	Tulane.....A	30-42	L
J-15	Tulane.....A	33-40	L
J-18	LSU.....H	28-24	W
J-19	LSU.....H	30-25	W
F-4	Alabama.....A	24-39	L
F-5	Alabama.....A	28-41	L
F-8	Miss. State.....A	30-32	L
F-9	Miss. State.....A	26-28	L
F-15	Miss. State.....H	37-21	W
F-16	Miss. State.....H	41-27	W
F-20	Vanderbilt (ot).....A	48-46	W
F-22	Kentucky.....A	30-35	L
F-23	Kentucky.....A	24-32	L

SOUTHERN CONFERENCE TOURNAMENT

M-1	Maryland.....1	37-35	W
M-2	Washington & Lee.....1	50-28	W
M-3	N.C. State.....1	32-34	L

Key to Neutral Sites: 1- Atlanta, Ga.

1929-30

Record: 6-7

Head Coach: Homer Hazel

J-10	LSU.....H	31-27	W
J-11	LSU.....H	21-31	L
J-17	LSU.....A	47-24	W
J-18	LSU.....A	32-29	W
J-27	Alabama.....H	21-31	L
J-28	Alabama.....H	26-30	L
J-31	Tulane.....A	17-27	L
F-1	Tulane.....A	27-33	L
F-7	Miss. State.....N	30-26	W
F-8	Miss. State.....N	23-19	W
F-10	Miss. State.....H	38-31	W
F-11	Miss. State.....H	27-28	L

SOUTHERN CONFERENCE TOURNAMENT

F-28	Washington & Lee (ot).....1	29-33	L
------	-----------------------------	-------	---

Key to Neutral Sites: 1- Atlanta, Ga.

ED WALKER

36-46 (1931-35)

1930-31

Record: 6-9

Head Coach: Ed Walker

J-10	Earle.....H	20-21	L
J-13	Southern Miss.....H	37-12	W
J-16	LSU.....H	24-26	L
J-17	LSU.....H	39-29	W
J-26	Earle.....A	18-34	L
J-27	Memphis YMCA.....A	35-26	W
J-30	Tulane.....H	50-40	W
J-31	Tulane.....H	40-42	L
F-6	Baldwyn.....H	29-23	W
F-11	Ecu.....H	60-27	W
F-13	Brown Paper Mill.....A	35-40	L

F-14	Brown Paper Mill.....A	32-37	L
F-17	Memphis YMCA.....H	25-27	L
F-20	Alabama.....A	25-27	L
F-21	Alabama.....A	21-30	L

1931-32

Record: 9-6

Head Coach: Ed Walker

J-8	Ecu.....H	76-30	W
J-13	Baldwyn.....H	29-38	L
J-15	LSU.....H	34-37	L
J-16	LSU.....H	24-22	W
J-29	LSU.....A	53-55	L
J-30	LSU.....A	35-33	W
F-1	Tulane.....A	52-43	W
F-2	Tulane.....A	29-41	L
F-5	Miss. State.....H	37-19	W
F-6	Miss. State.....H	31-25	W
F-11	Sewanee.....H	31-34	L
F-15	Alabama.....H	21-23	L
F-16	Alabama.....H	33-30	W
F-19	Miss. State.....A	35-25	W
F-20	Miss. State.....A	38-26	W

Ole Miss Joins Southeastern Conference

1932-33

Record: 6-12, 5-7 SEC

Head Coach: Ed Walker

J-6	Tupelo.....H	50-32	W
J-9	Brown Paper Mill.....H	25-38	L
J-10	Brown Paper Mill.....H	26-46	L
J-13	LSU.....H	40-37	W
J-14	LSU.....H	34-32	W
J-18	Alabama.....H	23-35	L
J-19	Alabama.....H	21-57	L
F-2	Baldwyn.....A	30-37	L
F-3	Tupelo.....A	27-40	L
F-6	Tulane.....H	35-27	W
F-7	Tulane.....H	32-37	L
F-10	Miss. State.....A	36-40	L
F-11	Miss. State.....A	25-32	L
F-13	LSU.....A	33-53	L
F-14	LSU.....A	33-50	L
F-17	Miss. State.....H	50-49	W
F-18	Miss. State.....H	41-27	W

SEC TOURNAMENT

F-24	Kentucky.....1	31-49	L
------	----------------	-------	---

Key to Neutral Sites: 1- Atlanta, Ga.

1933-34

Record: 7-9, 2-8 SEC

Head Coach: Ed Walker

J-12	CCC.....H	52-22	W
J-13	Southwestern.....H	45-15	W
J-18	Southwestern.....A	59-27	W
J-19	Howard.....H	47-20	W
J-20	Howard.....H	60-26	W
J-22	Alabama.....H	25-50	L
J-27	Alabama.....H	18-34	L
F-2	Miss. State.....A	35-41	L
F-3	Miss. State.....A	29-22	W
F-7	Millsaps.....A	27-41	L
F-8	Tulane.....A	16-30	L
F-10	Tulane.....A	24-31	L
F-12	LSU.....A	33-52	L
F-13	LSU.....A	39-49	L
F-18	Miss. State.....H	24-29	L
F-19	Miss. State.....H	36-35	W

1934-35

Record: 8-10, 5-7 SEC

Head Coach: Ed Walker

J-9	Taylor.....H	52-32	W
J-10	Memphis Coca-Cola.....H	37-38	L
J-14	Alabama.....A	26-38	L
J-15	Alabama.....A	27-42	L
J-30	Millsaps.....H	32-39	L
J-31	Southern Miss.....A	40-38	W
F-1	Tulane.....A	43-30	W
F-2	Tulane.....A	23-41	L
F-4	LSU.....A	32-47	L
F-5	LSU.....A	33-47	L
F-8	Miss. State.....A	31-61	L
F-9	Miss. State.....A	37-55	L
F-15	Southwestern.....H	43-50	L

F-16	Southwestern.....H	42-13	W
F-22	Sewanee.....H	42-20	W
F-23	Sewanee.....H	42-13	W
F-28	Miss. State.....H	35-33	W
M-1	Miss. State.....H	40-38	W

GEORGE BOHLER

53-27 (1936-38)

1935-36

Record: 11-9, 7-5 SEC

Head Coach: George Bohler

J-10	Memphis Coca-Cola.....H	41-40	W
J-11	Memphis Coca-Cola.....A	43-45	L
J-16	Union.....H	38-43	L
J-17	Union.....H	46-35	W
J-24	Baldwyn.....H	54-43	W
J-25	Baldwyn.....A	36-37	L
J-27	Alabama.....H	42-34	W
J-28	Alabama.....H	32-38	L
J-30	Southern Miss.....A	40-28	W
J-31	LSU.....A	37-54	L
F-1	LSU.....A	51-46	W
F-3	Tulane.....A	41-30	W
F-4	Tulane.....A	41-16	W
F-7	Miss. State.....A	38-39	L
F-8	Miss. State (2ot).....A	48-42	W
F-14	LSU.....H	59-47	W
F-15	LSU.....H	69-51	W
F-18	Memphis YMCA.....A	38-60	L
F-21	Miss. State.....H	43-51	L
F-22	Miss. State.....H	32-41	L

1936-37

Record: 20-6, 7-3 SEC

Head Coach: George Bohler

D-31	Baldwyn.....A	36-25	W
J-1	Tupelo.....A	47-20	W
J-2	Memphis YMCA.....A	59-41	W
J-5	Baldwyn.....H	45-36	W
J-8	Fulton.....H	63-25	W
J-9	Tupelo.....H	64-19	W
J-12	Memphis Coca-Cola.....H	48-43	W
J-13	LSU.....H	50-47	W
J-14	LSU.....H	40-27	W
J-18	Tulane.....H	33-26	W
J-19	Tulane.....H	43-35	W
J-21	Union.....A	23-37	L
J-22	Union.....A	41-43	L
J-30	Water Valley.....H	69-27	W
F-2	Water Valley.....A	83-32	W
F-5	Delta State.....H	67-36	W
F-6	Delta State.....H	46-31	W
F-9	Miss. State.....A	40-36	W
F-10	Miss. State.....A	34-43	L
F-13	Millsaps.....A	57-40	W
F-15	Alabama.....A	34-38	L
F-16	Alabama.....A	31-32	L
F-17	Doug Specials.....A	67-39	W
F-21	Miss. State.....H	36-34	W
F-22	Miss. State.....H	50-42	W

SEC TOURNAMENT

F-26	Alabama.....1	34-35	L
------	---------------	-------	---

Key to Neutral Sites: 1- Knoxville, Tenn.

1937-38

Record: 22-12, 11-2 SEC

Head Coach: George Bohler

D-15	Water Valley.....A	37-38	L
D-16	Tupelo.....A	23-25	L
D-17	Tupelo.....A	34-32	W
D-22	Arkansas.....N	42-47	L
D-23	Arkansas.....A	46-48	L
D-27	Tupelo.....A	30-45	L
D-28	Tupelo.....A	36-38	L
D-31	Vanderbilt.....A	68-30	W
J-1	Memphis Coca-Cola.....A	63-42	W
J-5	Water Valley.....A	57-41	W
J-7	Union.....A	36-40	L
J-8	Union.....A	30-36	L
J-11	Miss. State.....N	49-37	W
J-12	Miss. State.....N	45-58	L
J-14	LSU.....A	59-48	W
J-15	LSU.....A	47-44	W
J-28	Baldwyn.....H	33-44	L
J-29	Southwestern.....A	49-32	W

F-2	Tupelo.....A	37-28	W
F-2	Tupelo.....A	39-36	W
F-3	Baldwyn.....A	50-45	W
F-4	Miss. State.....A	41-43	L
F-5	Miss. State.....A	45-44	W
F-7	Tulane.....A	45-34	W
F-8	Tulane.....A	35-34	W
F-11	Southwestern.....H	43-39	W
F-16	Alabama.....H	43-36	W
F-17	Alabama.....H	50-38	W
F-18	Miss. State.....H	70-38	W
F-19	Miss. State.....H	59-45	W
F-28	Union.....H	50-39	W

SEC TOURNAMENT

M-3	Tennessee.....1	45-40	W
M-4	LSU.....1	68-40	W
M-5	Georgia Tech.....1	47-58	L

Key to Neutral Sites: 1- Baton Rouge, La.

FRANK JOHNSON

10-16 (1939)

1938-39

Record: 10-16, 4-10 SEC

Head Coach: Frank Johnson

D-15	Miss. College.....H	40-43	L
D-17	Memphis Coca-Cola.....A	51-50	W
D-30	Water Valley.....A	31-33	L
J-4	Millsaps.....H	47-37	W
J-6	Miss. State.....N	40-39	W
J-7	Miss. State.....N	33-37	L
J-9	LSU.....H	41-42	L
J-10	LSU.....H	34-42	L
J-13	Millsaps.....A	46-34	W
J-14	Miss. College.....A	42-55	L
J-16	Tulane.....H	33-23	W
J-17	Tulane.....H	35-40	L
J-23	Southwestern.....H	38-35	W
J-24	Southwestern.....H	44-32	W
F-6	Alabama.....A	25-46	L
F-7	Alabama.....A	21-30	L
F-10	Miss. State.....H	44-43	W
F-11	Miss. State.....H	33-30	W
F-13	LSU.....A	48-50	L
F-14	LSU.....A	18-59	L
F-17	Southwestern.....A	33-48	L
F-18	Southwestern.....A	38-49	L
F-23	Miss. State.....A	36-39	L
F-24	Miss. State.....A	27-51	L

SEC TOURNAMENT

M-2	Georgia Tech.....1	42-38	W
M-2	Kentucky.....1	30-49	L

Key to Neutral Sites: 1- Knoxville, Tenn.

1940-41
Record: 2-18, 2-15 SEC
Head Coach: Charles Jaskwich

D-16	Delta StateA	20-42	L
D-18	FloridaH	27-35	L
J-7	Miss. StateH	35-30	W
J-8	Miss. StateH	23-30	L
J-10	LSUH	32-56	L
J-13	AuburnA	30-43	L
J-14	Georgia TechA	47-60	L
J-17	TulaneH	23-48	L
J-18	TulaneH	27-32	L
J-20	Delta StateH	31-42	L
F-3	LSUA	39-67	L
F-7	VanderbiltA	47-80	L
F-8	TennesseeA	29-61	L
F-10	KentuckyA	41-60	L
F-14	AlabamaH	40-44	L
F-15	GeorgiaH	46-53	L
F-18	Miss. StateH	41-40	W
F-19	Miss. StateA	20-33	L
F-22	AlabamaA	21-46	L

SEC TOURNAMENT
 F-28 Kentucky1 52-62 L
Key to Neutral Sites: 1- Louisville, Ky.

1941-42
Record: 4-15, 3-12 SEC
Head Coach: Charles Jaskwich

D-12	Delta StateA	29-30	L
D-18	Miss. CollegeH	53-40	W
D-19	AuburnH	31-34	L
J-9	LSUH	35-56	L
J-10	TennesseeH	39-42	L
J-14	AlabamaA	20-49	L
J-17	LSUA	51-42	W
J-19	TulaneA	21-27	L
J-20	TulaneA	30-36	L
F-2	Miss. StateH	33-31	W
F-4	Miss. StateH	37-52	L
F-7	VanderbiltH	38-31	W
F-9	Delta StateH	36-42	L
F-13	FloridaA	35-46	L
F-16	GeorgiaA	27-36	L
F-18	AlabamaH	24-44	L
F-22	Miss. StateA	30-37	L
F-23	Miss. StateH	34-42	L

SEC TOURNAMENT
 F-27 Kentucky1 32-59 L
Key to Neutral Sites: 1- Louisville, Ky.

EDWIN HALE
23-18 (1943, 1945)

1942-43
Record: 8-10, 6-8 SEC
Head Coach: Edwin Hale

D-16	FloridaH	35-32	W
D-17	FloridaH	51-44	W
J-8	LSUH	34-54	L
J-11	TulaneH	38-48	L
J-16	LSUA	39-51	L
J-18	TulaneA	37-34	W
J-25	Blytheville AABH	66-31	W
J-30	VanderbiltH	49-44	W
F-1	AlabamaA	40-50	L
F-5	VanderbiltA	30-55	L
F-8	Key FieldA	65-44	W
F-11	Miss. StateH	52-51	W
F-12	Miss. StateH	43-54	L
F-15	AlabamaH	44-29	W
F-19	Miss. StateA	39-51	L
F-20	Miss. StateA	45-46	L
F-22	Millington AABH	45-50	L

SEC TOURNAMENT
 F-26 Georgia1 27-36 L
Key to Neutral Sites: 1- Louisville, Ky.

1943-1944
 NO GAMES SCHEDULED

1944-45
Record: 15-8, 3-1 SEC
Head Coach: Edwin Hale

J-6	SouthwesternH	60-37	W
J-9	Jackson AABH	63-37	W

J-12	Fourth FerryA	24-23	W
J-13	Arkansas StateA	64-26	W
J-17	Miss. Ord. PlantH	27-47	L
J-19	Como POW CampH	58-34	W
J-27	MillsapsH	47-46	W
J-30	Como POW CampA	54-38	W
J-31	Fourth FerryA	46-40	W
F-2	Miss. Ord. PlantA	42-65	L
F-3	MillsapsA	36-39	L
F-8	Columbus AABA	59-55	W
F-9	Miss. StateA	37-44	L
F-10	Miss. StateA	61-24	W
F-12	Fourth FerryH	70-48	W
F-15	Miss. StateH	41-36	W
F-16	Miss. StateH	43-32	W
F-19	Columbus AABH	51-29	W
F-21	Foster HospitalH	33-49	L
F-23	Foster HospitalA	47-54	L
F-24	Jackson AABA	38-39	L
F-26	Arkansas StateH	76-24	W

SEC TOURNAMENT
 M-1 Tennessee1 37-59 L
Key to Neutral Sites: 1- Louisville, Ky.

BUSTER POOLE
8-11 (1946)

1945-46
Record: 8-11, 2-8 SEC
Head Coach: Buster Poole

J-7	SouthwesternH	44-21	W
J-11	TennesseeH	42-65	L
J-12	LSUH	23-53	L
J-14	MillsapsA	58-33	W
J-19	VanderbiltA	31-39	L
J-30	AlabamaH	34-36	L
F-1	MillsapsA	50-42	W
F-2	Miss. CollegeA	61-41	W
F-4	LSUA	35-60	L
F-7	Miss. CollegeH	38-39	L
F-9	AlabamaH	45-61	L
F-12	Miss. StateH	58-44	W
F-13	Miss. StateH	45-40	W
F-16	SouthwesternA	76-44	W
F-19	Miss. StateA	43-50	L
F-20	Miss. StateA	34-54	L
F-22	Memphis Coca-ColaA	47-40	W
F-25	Memphis NASH	47-65	L

SEC TOURNAMENT
 M-1 LSU1 34-59 L
Key to Neutral Sites: 1- Louisville, Ky.

JIM WHATLEY
26-39 (1947-49)

1946-47
Record: 7-14, 2-11 SEC
Head Coach: Jim Whatley

D-5	TulaneH	41-69	L
D-7	SouthwesternA	74-34	W
D-9	Tupelo LegionA	35-40	L
D-13	AuburnH	58-38	W
D-17	SouthwesternH	53-21	W
J-6	GeorgiaH	38-46	L
J-9	Alabama1	40-46	L
J-10	LSUH	43-54	L
J-13	Arkansas StateH	29-41	L
J-15	Miss. StateA	31-53	L
J-20	ChattanoogaH	64-36	W
J-21	Miss. CollegeH	44-22	W
F-1	TulaneA	43-50	L
F-3	LSUA	43-63	L
F-8	VanderbiltA	41-55	L
F-10	TennesseeA	28-61	L
F-11	ChattanoogaA	56-49	W
F-15	AlabamaA	30-83	L
F-18	Miss. StateH	59-49	W
F-21	AlabamaH	28-33	L

SEC TOURNAMENT
 F-27 LSU2 36-61 L
Key to Neutral Sites: 1 - Memphis, Tenn.; 2 - Louisville, Ky.

1947-48
Record: 11-12, 5-9 SEC
Head Coach: Jim Whatley

D-6	VanderbiltH	53-42	W
D-12	Middle TennesseeH	65-36	W
D-16	Tupelo LegionA	66-56	W
D-19	VanderbiltA	49-71	L
J-6	SouthwesternH	74-43	W
J-10	GeorgiaA	66-74	L
J-12	AuburnA	50-59	L
J-15	Oklahoma A&M1	34-52	L
J-23	TulaneH	46-52	L
F-2	LSUH	49-37	W
F-4	SouthwesternA	55-49	W
F-6	Miss. StateA	43-49	L
F-7	Miss. StateA	42-45	L
F-10	AlabamaA	36-37	L
F-11	Alabama TeachersA	50-48	W
F-14	Arkansas StateH	67-51	W
F-18	Arkansas StateA	53-78	L
F-21	AlabamaH	40-35	W
F-23	LSU (ot)A	50-52	L
F-24	TulaneA	46-73	L
F-27	Miss. StateH	59-37	W
F-28	Miss. StateH	63-46	W

SEC TOURNAMENT
 M-5 Tennessee2 62-81 L
Key to Neutral Sites: 1 - Memphis, Tenn.; 2 - Louisville, Ky.

1948-49
Record: 8-13, 4-12 SEC
Head Coach: Jim Whatley

D-11	Miss. CollegeA	67-50	W
D-13	Miss. CollegeH	81-55	W
D-17	Miss. StateH	69-61	W
J-4	SouthwesternH	60-52	W
J-7	GeorgiaH	54-63	L
J-15	VanderbiltH	49-62	L
J-17	AuburnH	47-43	W
J-29	AlabamaH	42-37	W
J-31	LSUH	48-58	L
F-3	#1 Kentucky1	45-75	L
F-5	TulaneH	44-70	L
F-7	VanderbiltA	52-64	L
F-11	#8 TulaneA	34-74	L
F-12	LSUA	39-49	L
F-16	#1 KentuckyA	31-85	L
F-19	FloridaH	61-63	L
F-23	SouthwesternA	81-62	W
F-25	Miss. StateA	52-51	W
F-26	AlabamaA	57-64	L
F-28	AuburnA	61-65	L

SEC TOURNAMENT
 M-4 Tennessee2 49-74 L
Key to Neutral Sites: 1 - Memphis, Tenn.; 2 - Louisville, Ky.

B.L. "COUNTRY" GRAHAM
144-168 (1950-62)

1949-50
Record: 8-17, 4-13 SEC
Head Coach: B.L. Graham

D-3	Birmingham So.H	61-46	W
D-6	SoutheasternH	85-44	W
D-8	AlabamaA	38-56	L
D-9	AuburnA	60-64	L
D-10	Birmingham So.A	61-55	W
D-17	TulaneA	58-70	L
D-19	LSUA	61-74	L
D-21	Miami (Fla.)A	67-82	L
D-22	Miami (Fla.)A	43-55	L
D-23	TampaA	77-79	L
J-7	GeorgiaA	52-70	L
J-9	FloridaA	54-46	W
J-16	VanderbiltH	37-44	L
J-18	Miss. StateA	60-64	L
J-28	LSUH	75-65	W
J-30	AuburnH	63-77	L
F-4	#6 Kentucky1	55-61	L
F-6	TulaneH	66-68	L
F-11	SouthwesternA	69-53	W
F-15	#5 KentuckyA	50-90	L
F-16	#20 VanderbiltA	47-80	L
F-22	AlabamaH	61-52	W
F-23	Miss. StateH	62-45	W

F-25	TennesseeA	57-79	L
------	-----------	--------	-------	---

SEC TOURNAMENT
 M-2 Georgia2 58-59 L
Key to Neutral Sites: 1 - Memphis, Tenn.; 2 - Louisville, Ky.

1950-51
Record: 12-12, 5-9 SEC
Head Coach: B.L. Graham

D-4	Miss. CollegeH	80-45	W
D-7	SouthwesternH	89-30	W
D-9	AuburnA	65-61	W
D-11	AlabamaA	67-61	W
D-15	TulaneH	62-72	L
D-16	LSUH	72-67	W
D-20	Arkansas1	35-45	L
D-21	Arkansas2	46-41	W
J-6	GeorgiaA	41-59	L
J-10	FloridaA	58-69	L
J-11	Florida StateA	58-63	L
J-13	VanderbiltH	63-70	L
J-17	Miss. StateA	67-71	L
J-27	Georgia TechH	59-73	L
F-3	#1 KentuckyA	39-86	L
F-10	TennesseeH	65-67	L
F-12	Miss. CollegeA	80-50	W
F-14	Florida StateH	79-75	W
F-17	LSUA	69-48	W
F-19	TulaneA	50-64	L
F-20	Spring Hill3	70-69	W
F-27	Miss. StateH	95-60	W

SEC TOURNAMENT
 F-28 Alabama4 44-42 L
 M-1 LSU4 57-62 L
Key to Neutral Sites: 1 - Memphis, Tenn.; 2 - Little Rock, Ark.; 3 - Natchez, Miss.; 4 - Louisville, Ky.

1951-52
Record: 15-11, 8-6 SEC
Head Coach: B.L. Graham

D-3	Miss. CollegeH	97-59	W
D-7	Arkansas1	58-66	L
D-8	Arkansas2	66-68	L
D-10	Arkansas StateH	77-54	W
D-13	TulaneH	81-66	W
D-14	LSUH	69-81	L
D-17	AlabamaH	79-80	L
J-1	Arkansas StateA	64-62	W
J-2	#4 KentuckyA	58-116	L
J-5	Birmingham So.H	92-42	W
J-7	GeorgiaH	103-52	W
J-9	Miss. StateH	77-62	W
J-12	TennesseeA	69-76	L
J-14	Georgia TechA	94-64	W
J-19	AuburnH	76-58	W
J-30	LSUA	68-65	W
F-2	FloridaH	56-45	W
F-4	VanderbiltA	51-59	L
F-6	#1 KentuckyA	61-81	L
F-9	Miss. CollegeA	85-64	W
F-11	Memphis StateA	42-47	L
F-16	TulaneA	74-70	W
F-18	LSUA	67-78	L
F-19	Spring Hill3	78-64	W
F-26	Miss. StateA	73-61	W

SEC TOURNAMENT
 M-1 LSU4 60-75 L
Key to Neutral Sites: 1 - Little Rock, Ark.; 2 - Memphis, Tenn.; 3 - Natchez, Miss.; 4 - Louisville, Ky.

1952-53
Record: 14-11, 5-8 SEC
Head Coach: B.L. Graham

D-1	Miss. CollegeH	90-64	W
D-6	East Tenn. StateH	65-74	L
D-8	Arkansas StateH	100-80	W
D-13	UnionH	96-55	W
D-15	Florence StateA	111-92	W
D-20	ArkansasA	72-104	L
D-22	Arkansas StateA	78-68	W
J-2	ArizonaN	75-70	W
J-3	AuburnN	65-55	W
J-5	TennesseeH	71-81	L
J-8	TulaneH	77-83	L
J-12	#11 LSUH	66-67	L
J-17	Miss. StateA	60-73	L
J-19	AlabamaA</		



RECORDS

J-31	Florence State.....	H	82-48	W
F-2	Georgia.....	A	77-75	W
F-7	Georgia Tech.....	H	78-63	W
F-11	Auburn.....	A	65-72	L
F-12	Birmingham So.....	A	85-71	W
F-16	Vanderbilt.....	H	79-65	W
F-18	Memphis State.....	A	65-72	L
F-21	Tulane.....	A	68-84	L
F-23	#6 LSU.....	A	48-63	L
F-28	Florida.....	A	64-61	W
M-7	Miss. State.....	H	62-46	W

1953-54

Record: 12-12, 7-7 SEC

Head Coach: B.L. Graham

D-3	Southwestern.....	H	92-52	W
D-10	Union.....	A	118-82	W
D-18	Alabama.....	L	68-72	L
D-19	Georgia.....	L	87-73	W
D-28	Oklahoma A&M.....	L	42-59	L
D-30	Furman.....	L	88-78	W
D-31	Tulsa.....	L	60-64	L
J-5	Arkansas.....	L	76-89	L
J-9	Alabama.....	H	62-60	W
J-11	Auburn.....	A	61-66	L
J-16	Georgia Tech.....	A	80-71	W
J-18	Vanderbilt.....	A	78-74	W
J-30	Tulane.....	A	77-84	L
F-1	#14 LSU.....	A	52-53	L
F-6	Miss. State.....	H	63-53	W
F-9	Memphis State.....	A	75-82	L
F-13	#1 Kentucky.....	A	62-88	L
F-15	Tennessee.....	A	92-73	W
F-16	East Tenn. State.....	A	86-69	W
F-20	Georgia.....	H	80-66	W
F-22	Florida.....	H	86-66	W
F-27	Tulane.....	H	57-66	L
M-1	#12 LSU.....	H	53-76	L
M-6	Miss. State.....	A	59-65	L

Key to Neutral Sites: 1- Birmingham, Ala.; 2- Oklahoma City, Okla.; 3- Memphis, Tenn.

1954-55

Record: 8-15, 5-9 SEC

Head Coach: B.L. Graham

D-1	Union.....	H	67-59	W
D-9	East Tenn. State.....	H	62-50	W
D-11	Southwestern.....	L	83-72	W
D-15	St. Louis.....	A	68-82	L
D-17	Arkansas.....	A	64-74	L
D-27	Cincinnati.....	L	70-78	L
D-28	Denver (ot).....	L	81-88	L
D-30	Texas Tech.....	L	60-86	L
J-1	Vanderbilt.....	A	69-94	L
J-8	Alabama.....	A	59-70	L
J-10	Auburn.....	A	81-85	L
J-15	Georgia Tech.....	H	81-66	W
J-17	Vanderbilt.....	H	77-63	W
J-29	Tulane.....	H	82-83	L
J-31	LSU.....	H	89-69	W
F-5	#1 Kentucky.....	A	66-84	L
F-10	Miss. State.....	H	66-58	W
F-14	Tennessee.....	H	78-84	L
F-19	Georgia.....	A	80-86	L
F-21	Florida.....	A	72-78	L
F-26	Tulane.....	A	86-80	W
F-28	LSU.....	A	65-68	L
M-5	Miss. State.....	A	56-60	L

Key to Neutral Sites: 1- Memphis, Tenn.; 2- Owensboro, Ky.

1955-56

Record: 10-13, 4-10 SEC

Head Coach: B.L. Graham

D-1	Howard.....	H	113-62	W
D-10	David Lipscomb.....	H	109-78	W
D-12	Arkansas State.....	H	95-79	W
D-14	Howard.....	A	108-74	W
D-16	Eastern Kentucky.....	L	95-92	W
D-17	Texas.....	L	72-86	L
J-4	Arkansas State.....	A	71-78	L
J-7	#17 Alabama.....	H	65-69	L
J-9	Auburn.....	H	76-69	W
J-14	#4 Vanderbilt.....	A	73-85	L
J-16	Georgia Tech.....	A	58-79	L
J-28	Arkansas.....	L	69-85	L

J-30	Miss. State.....	H	79-100	L
F-4	Tulane.....	A	82-93	L
F-6	LSU.....	A	76-100	L
F-11	#7 Kentucky.....	A	49-88	L
F-13	Tennessee.....	A	63-65	L
F-14	East Tenn. State.....	A	72-69	W
F-18	Georgia.....	H	105-65	W
F-20	Florida.....	H	90-77	W
F-25	Tulane.....	H	81-83	L
F-27	LSU.....	H	81-70	W
M-1	Miss. State.....	A	74-82	L

Key to Neutral Sites: 1- Montgomery, Ala.; 2- Memphis, Tenn.

1956-57

Record: 9-12, 4-10 SEC

Head Coach: B.L. Graham

D-3	SE Louisiana.....	H	75-55	W
D-6	East Tenn. State (ot).....	H	89-88	W
D-8	Vanderbilt.....	A	61-90	L
D-10	Arkansas State.....	H	87-66	W
D-15	Austin Peay.....	H	82-63	W
D-22	Arkansas State (ot).....	A	79-78	W
D-29	Virginia.....	L	81-83	L
J-5	Alabama.....	A	84-93	L
J-7	Auburn.....	A	66-88	L
J-12	#6 Vanderbilt.....	H	68-66	W
J-14	Georgia Tech.....	H	78-82	L
J-19	Miss. State.....	A	72-82	L
F-1	#14 Tulane.....	H	65-66	L
F-2	LSU.....	H	79-73	W
F-8	#3 Kentucky.....	L	69-75	L
F-11	Tennessee.....	H	88-98	L
F-16	Georgia.....	A	99-91	W
F-18	Florida.....	A	81-92	L
F-22	Tulane.....	A	74-102	L
F-23	LSU.....	A	83-76	W
F-28	#20 Miss. State.....	H	73-81	L

Key to Neutral Sites: 1- Owensboro, Ky; 2- Memphis

1957-58

Record: 12-12, 6-8 SEC

Head Coach: B.L. Graham

D-2	Howard.....	H	97-46	W
D-5	Union.....	H	96-63	W
D-9	Arkansas State.....	H	62-58	W
D-13	Arkansas.....	L	58-61	L
D-16	David Lipscomb.....	H	84-55	W
D-19	Arkansas State.....	A	56-76	L
D-27	#10 Miss. State.....	A	53-66	L
D-28	Alabama.....	L	79-76	W
J-4	Alabama.....	L	44-70	L
J-6	Auburn.....	L	51-71	L
J-11	Vanderbilt.....	A	59-68	L
J-13	Georgia Tech.....	A	67-76	L
J-18	#11 Miss. State.....	H	67-62	W
J-25	Memphis State.....	A	62-85	L
F-1	Tulane.....	A	67-77	L
F-3	LSU.....	A	76-63	W
F-8	#12 Kentucky.....	A	65-96	L
F-10	Tennessee.....	A	63-68	L
F-11	East Tenn. State (2ot).....	A	55-53	W
F-15	Georgia.....	H	81-63	W
F-17	Florida.....	H	67-65	L
F-22	Tulane.....	H	83-68	W
F-24	LSU.....	H	85-75	W
F-27	#16 Miss. State.....	A	60-91	L

Key to Neutral Sites: 1- Little Rock, Ark.; 2- Starkville, Miss.; 3- Memphis, Tenn.

1958-59

Record: 7-17, 1-13 SEC

Head Coach: B.L. Graham

D-1	Troy State.....	H	62-50	W
D-2	SE Louisiana.....	H	87-64	W
D-6	Union.....	A	87-71	W
D-8	Murray State.....	H	67-61	W
D-13	Arkansas (ot).....	L	81-83	L
D-15	SE Missouri State.....	H	81-76	W
D-20	Murray State.....	A	60-80	L
D-29	Florida.....	L	71-47	W
D-30	LSU.....	L	55-69	L
J-3	Alabama.....	A	76-89	L
J-5	#9 Auburn.....	A	47-60	L
J-10	Vanderbilt (ot).....	H	74-79	L
J-12	Georgia Tech.....	H	70-89	L
J-17	#12 Miss. State.....	A	58-87	L

J-24	Memphis State.....	A	63-65	L
J-31	Tulane.....	H	66-78	L
F-2	LSU.....	H	80-69	W
F-7	#1 Kentucky.....	L	72-97	L
F-9	Tennessee.....	H	82-85	L
F-14	Georgia.....	A	69-84	L
F-16	Florida (ot).....	A	97-102	L
F-21	Tulane.....	A	65-81	L
F-23	LSU.....	A	93-99	L
F-28	#5 Miss. State.....	H	16-23	L

Key to Neutral Sites: 1- Memphis, Tenn.; 2- Jacksonville, Fla.; 3- Jackson, Miss.

1959-60

Record: 15-9, 8-6 SEC

Head Coach: B.L. Graham

D-1	Troy State.....	H	79-71	W
D-3	Southwestern.....	H	99-60	W
D-5	Arkansas State.....	A	67-57	W
D-7	Tenn.-Chattanooga.....	H	94-76	W
D-12	Arkansas.....	L	78-63	W
D-14	Arkansas State.....	H	75-58	W
D-21	East Tenn. State.....	A	60-79	L
D-22	Tennessee Tech (ot).....	L	37-36	W
J-2	Alabama.....	H	86-77	W
J-4	Auburn.....	H	64-56	W
J-9	Vanderbilt.....	A	58-66	L
J-11	#6 Georgia Tech.....	A	66-91	L
J-16	Miss. State.....	H	67-60	W
J-23	Memphis State.....	A	57-96	L
J-30	Tulane.....	A	66-64	W
F-1	LSU.....	A	76-61	W
F-6	Kentucky.....	A	43-61	L
F-8	Tennessee.....	A	71-81	L
F-9	Tenn.-Chattanooga.....	A	74-76	L
F-13	Florida.....	H	90-81	W
F-15	Georgia (ot).....	H	65-63	W
F-20	Tulane.....	H	43-59	L
F-22	LSU.....	H	90-70	W
F-27	Miss. State.....	A	54-72	L

Key to Neutral Sites: 1- Little Rock, Ark.; 2- Johnson City, Tenn.

1960-61

Record: 10-14, 5-9 SEC

Head Coach: B.L. Graham

D-1	SE Louisiana.....	H	81-56	W
D-3	Loyola.....	H	79-69	W
D-5	Arkansas State.....	A	53-59	L
D-10	Arkansas.....	A	71-77	L
D-13	Arkansas State.....	H	86-47	W
D-17	Loyola.....	A	60-64	L
D-28	Georgetown.....	L	78-73	W
D-29	Middle Tenn. State.....	L	64-62	W
D-30	South Carolina.....	L	79-85	L
J-7	Alabama.....	A	54-80	L
J-9	#10 Auburn.....	A	40-51	L
J-14	Georgia Tech.....	H	69-67	W
J-16	Vanderbilt.....	H	74-72	W
J-21	Miss. State.....	A	40-63	L
J-28	Memphis State.....	A	61-88	L
F-4	Tulane.....	H	67-90	L
F-6	LSU.....	H	69-75	L
F-11	Kentucky.....	A	60-74	L
F-13	Tennessee.....	H	57-55	W
F-18	Georgia.....	A	69-73	L
F-20	Florida (ot).....	A	77-81	L
F-27	Tulane.....	A	71-87	L
F-29	LSU.....	A	48-46	W
M-4	Miss. State.....	H	74-70	W

Key to Neutral Sites: 1- Shreveport, La.

1961-62

Record: 12-13, 5-9 SEC

Head Coach: B.L. Graham

D-4	SE Louisiana.....	H	83-66	W
D-7	Louisiana Tech.....	H	96-78	W
D-9	Centenary.....	H	87-63	W
D-12	Louisiana College.....	H	92-66	W
D-16	Arkansas.....	L	54-59	L
D-18	Louisiana Tech.....	A	68-64	W
D-20	Houston (2ot).....	A	62-63	L
D-28	Texas.....	L	71-88	L
D-29	Texas Tech.....	A	70-93	L
J-2	Florence State.....	A	68-64	W
J-6	Alabama.....	H	62-68	L
J-8	Auburn.....	H	58-64	L

J-13	Georgia Tech.....	A	60-55	W
J-15	Vanderbilt.....	A	58-80	L
J-20	#10 Miss. State.....	H	57-61	L
J-29	Florence State.....	H	80-70	W
F-3	Tulane.....	A	77-107	L
F-5	LSU.....	A	59-70	L
F-10	#2 Kentucky.....	A	60-83	L
F-12	Tennessee.....	A	98-81	W
F-17	Georgia.....	H	79-75	W
F-19	Florida.....	H	62-63	L
F-24	Tulane.....	H	83-76	W
F-26	LSU.....	H	74-68	W
M-3	#5 Miss. State.....	A	58-63	L

Key to Neutral Sites: 1- Little Rock, Ark.; 2- Lubbock, Texas

EDDIE CRAWFORD 46-97 (1963-68)

1962-63

Record: 7-17, 4-10 SEC

Head Coach: Eddie Crawford

D-3	Arkansas A&M.....	H	74-60	W
D-5	Sewanee.....	H	78-64	W
D-8	Louisiana Tech.....	A	73-81	L
D-10	Centenary.....	A	68-82	L
D-15	Arkansas.....	L	60-90	L
D-17	Louisiana Tech.....	H	64-68	L
D-22	Memphis State.....	A	62-70	L
D-28	Tennessee Tech.....	L	71-81	L
D-29	East Tenn. State.....	L	53-61	L
J-5	Alabama.....	A	74-80	L
J-7	#10 Auburn.....	A	44-79	L
J-12	#7 Georgia Tech (ot).....	H	71-73	L
J-14	Vanderbilt.....	H	72-79	L
J-19	#9 Miss. State.....	A	64-78	L
J-26	Middle Tenn. State.....	H	77-68</	

D-29	Arkansas.....	N	48-82	L
D-30	Centenary.....	N	65-97	L
J-2	Alabama.....	H	87-91	L
J-4	Auburn.....	H	53-77	L
J-9	Alabama.....	A	72-107	L
J-11	Auburn.....	A	52-67	L
J-16	Florida.....	H	39-60	L
J-23	Miss. State.....	A	72-101	L
J-25	Vanderbilt.....	H	70-84	L
J-30	Tulane.....	H	62-60	W
F-1	LSU.....	H	56-58	L
F-6	Kentucky.....	A	65-102	L
F-8	Tennessee.....	H	50-96	L
F-13	Georgia.....	A	68-90	L
F-15	Florida.....	A	53-85	L
F-20	Tulane.....	A	71-87	L
F-22	LSU.....	A	56-60	L
F-27	Miss. State (ot).....	H	77-78	L

Key to Neutral Sites: 1- Tupelo, Miss.

1965-66

Record: 5-18, 2-14 SEC

Head Coach: Eddie Crawford

D-2	Arkansas A&M.....	H	72-71	W
D-4	Texas.....	A	71-80	L
D-11	Centenary.....	H	64-78	L
D-13	Louisiana Tech.....	H	84-76	W
D-17	So. Mississippi.....	H	94-75	W
D-29	Clemson.....	H	57-85	L
D-30	Furman.....	A	64-80	L
J-3	LSU.....	H	81-80	W
J-8	Tennessee.....	A	55-102	L
J-10	#3 Vanderbilt.....	A	58-106	L
J-15	Florida.....	A	49-79	L
J-29	Florida.....	H	61-96	L
J-31	Georgia.....	H	71-91	L
F-5	Auburn.....	H	55-70	L
F-9	Alabama.....	H	60-79	L
F-12	LSU.....	H	68-90	L
F-14	Tulane.....	A	70-83	L
F-16	Miss. State.....	A	74-90	L
F-21	#1 Kentucky.....	H	65-108	L
F-23	Tulane.....	H	91-70	W
F-26	Auburn.....	A	74-86	L
F-28	Alabama.....	A	66-99	L
M-2	Miss. State.....	H	76-96	L

1966-67

Record: 13-12, 7-11 SEC

Head Coach: Eddie Crawford

D-2	Miss. College.....	1	108-87	W
D-3	Belhaven.....	1	68-60	W
D-5	Texas.....	H	82-80	W
D-7	Arkansas A&M.....	H	96-69	W
D-10	Centenary.....	A	75-65	W
D-12	Louisiana Tech.....	A	84-67	W
D-15	Southern Miss.....	A	73-82	L
D-17	Alabama.....	H	79-58	W
D-19	LSU.....	H	74-67	W
D-31	Florida.....	A	64-79	L
J-2	Georgia.....	A	78-85	L
J-7	Auburn.....	H	56-67	L
J-9	Florida.....	H	63-78	L
J-14	Vanderbilt (ot).....	H	70-78	L
J-28	Tennessee.....	A	49-62	L
J-30	Kentucky.....	A	53-96	L
F-1	Miss. State.....	A	71-70	W
F-4	Tennessee (ot).....	H	56-53	W
F-6	Kentucky.....	H	70-79	L
F-11	Vanderbilt.....	A	67-72	L
F-13	Alabama.....	A	73-83	L
F-20	Auburn.....	A	67-86	L
F-25	LSU.....	A	89-77	W
F-27	Georgia.....	H	75-67	W
M-4	Miss. State.....	H	58-57	W

Key to Neutral Sites: 1- Jackson, Miss.

1967-68

Record: 7-17, 4-14 SEC

Head Coach: Eddie Crawford

D-1	Texas.....	A	82-95	L
D-6	Arkansas A&M.....	H	99-78	W
D-9	Arkansas.....	A	62-64	L
D-13	Furman.....	H	68-72	L
D-16	Alabama.....	A	59-76	L
D-19	LSU.....	A	68-81	L
D-29	Furman.....	1	84-82	W

D-30	Hardin-Simmons.....	1	65-63	W
J-1	Georgia.....	H	64-70	L
J-3	Florida.....	H	68-70	L
J-6	Auburn.....	A	71-90	L
J-8	Florida.....	A	75-94	L
J-13	#8 Vanderbilt.....	A	70-96	L
J-27	#6 Tennessee.....	H	46-88	L
J-29	#9 Kentucky.....	H	76-85	L
J-31	Miss. State.....	H	63-53	W
F-3	#6 Tennessee.....	A	46-88	L
F-5	#10 Kentucky.....	A	62-78	L
F-10	#9 Vanderbilt.....	H	72-90	L
F-12	Alabama.....	H	77-69	W
F-19	Auburn.....	H	57-56	W
F-24	LSU.....	H	87-85	W
F-26	Georgia.....	A	77-111	L
M-2	Miss. State.....	A	79-88	L

Key to Neutral Sites: 1- Greenville, S.C.

COB JARVIS
87-117 (1969-76)

1968-69

Record: 10-14, 7-11 SEC

Head Coach: Cob Jarvis

D-2	Texas.....	H	63-67	L
D-4	Arkansas A&M.....	A	90-75	W
D-7	Arkansas (ot).....	H	65-61	W
D-14	Auburn.....	H	64-75	L
D-16	Furman.....	A	77-72	W
D-27	SMU.....	1	70-94	L
D-28	Minnesota.....	1	58-72	L
J-4	#3 Kentucky.....	H	59-69	L
J-6	Tennessee.....	H	54-59	L
J-10	Miss. State.....	H	67-60	W
J-13	Vanderbilt.....	A	55-62	L
J-25	Georgia.....	A	81-84	L
J-27	Florida.....	A	66-88	L
F-1	LSU (ot).....	A	84-81	W
F-3	Alabama (ot).....	H	53-51	W
F-8	#4 Kentucky.....	A	68-104	L
F-10	Tennessee.....	A	45-61	L
F-12	Vanderbilt.....	H	75-67	W
F-15	Miss. State.....	A	60-64	L
F-22	Georgia (ot).....	H	82-85	L
F-24	Florida.....	H	79-77	W
M-1	LSU.....	H	78-76	W
M-3	Alabama.....	A	78-72	W
M-8	Auburn.....	A	70-80	L

Key to Neutral Sites: 1- Dallas, Texas

1969-70

Record: 10-15, 6-12 SEC

Head Coach: Cob Jarvis

D-1	Texas.....	A	84-95	L
D-3	Vanderbilt.....	H	75-87	L
D-6	Arkansas A&M.....	H	85-61	W
D-9	NE Louisiana (ot).....	H	80-85	L
D-13	Auburn.....	A	77-91	L
D-19	SW Louisiana.....	1	89-77	W
D-20	Kentucky Wesleyan.....	1	73-88	L
D-29	Valparaiso (ot).....	2	80-77	W
D-30	South Alabama.....	2	80-61	W
J-3	#1 Kentucky.....	A	73-95	L
J-5	#6 Tennessee (2ot).....	A	59-57	W
J-9	Miss. State.....	A	58-57	W
J-24	Georgia.....	H	84-96	L
J-26	Florida.....	H	79-77	W
J-31	LSU.....	A	86-109	L
F-2	Alabama.....	A	87-95	L
F-7	#3 Kentucky.....	H	85-120	L
F-9	Tennessee.....	H	60-72	L
F-11	Vanderbilt.....	A	83-80	W
F-13	Miss. State.....	H	57-55	W
F-21	Georgia.....	A	79-94	L
F-23	Florida.....	A	62-63	L
F-28	LSU.....	H	90-103	L
M-2	Alabama.....	H	93-83	W
M-7	Auburn.....	H	66-67	L

Key to Neutral Sites: 1- Lafayette, La.; 2- Mobile, Ala.

1970-71

Record: 11-15, 6-12 SEC

Head Coach: Cob Jarvis

D-1	NE Louisiana.....	A	112-97	W
D-4	Arkansas A&M.....	A	114-86	W

D-7	Texas.....	H	89-84	W
D-12	Auburn.....	H	108-96	W
D-15	Southern Miss.....	H	109-100	W
D-18	Holy Cross.....	1	99-93	W
D-19	Marshall.....	1	98-118	L
D-22	Vanderbilt.....	A	112-130	L
D-29	Baylor.....	2	113-132	L
D-30	The Citadel.....	2	90-109	L
J-2	#8 Kentucky.....	H	95-103	L
J-4	#10 Tennessee.....	H	85-98	L
J-8	Miss. State.....	H	83-74	W
J-23	Georgia.....	A	80-88	L
J-25	Florida.....	A	86-106	L
J-30	LSU.....	A	113-90	W
F-1	Alabama.....	H	91-101	L
F-6	#8 Kentucky.....	A	86-121	L
F-8	#11 Tennessee.....	A	74-80	L
F-10	Vanderbilt.....	H	94-88	W
F-13	Miss. State.....	A	67-75	L
F-20	Georgia.....	H	76-72	W
F-22	Florida.....	H	68-85	L
F-27	LSU.....	H	62-54	W
M-1	Alabama.....	A	72-74	L
M-7	Auburn.....	A	85-86	L

Key to Neutral Sites: 1- Huntington, W. Va.; 2- Charleston, S.C.

1971-72

Record: 13-12, 8-10 SEC

Head Coach: Cob Jarvis

D-1	Texas.....	A	79-78	W
D-4	Arkansas A&M.....	A	114-86	W
D-6	NE Louisiana.....	H	84-83	W
D-10	Memphis State.....	1	71-74	L
D-11	Bradley.....	1	71-72	L
D-15	Southern Miss.....	A	107-90	W
D-31	MacAlester.....	H	85-66	W
J-3	Auburn.....	A	69-65	W
J-8	#19 Kentucky.....	A	82-93	L
J-10	Tennessee.....	A	70-73	L
J-15	Miss. State.....	A	68-66	W
J-26	Vanderbilt.....	H	92-65	W
J-29	Georgia.....	H	74-80	L
J-31	Florida.....	H	86-72	W
F-5	LSU.....	A	66-67	L
F-7	Alabama.....	A	88-93	L
F-12	Kentucky.....	H	82-90	L
F-14	Tennessee.....	H	58-68	L
F-16	Vanderbilt.....	A	83-89	L
F-19	Miss. State.....	H	65-64	W
F-26	Georgia.....	A	69-79	L
F-28	Florida.....	A	87-74	W
M-4	LSU.....	H	101-78	W
M-6	Alabama.....	H	68-75	L
M-9	Auburn.....	H	89-83	W

Key to Neutral Sites: 1- Nashville, Tenn.

1972-73

Record: 14-12, 8-10 SEC

Head Coach: Cob Jarvis

D-2	Texas.....	H	78-58	W
D-4	Ark.-Monticello.....	A	92-55	W
D-5	NE Louisiana.....	A	90-78	W
D-11	Southern Miss.....	H	88-60	W
D-13	#13 Vanderbilt.....	A	57-59	L
D-27	#6 Long Beach State.....	1	68-87	L
D-28	St. Francis.....	1	87-64	W
D-29	Texas A&M.....	1	83-100	L
J-2	Auburn.....	H	58-66	L
J-6	Kentucky.....	H	61-58	W
J-8	Tennessee.....	H	60-52	W
J-13	Miss. State.....	A	74-61	W
J-17	#18 Vanderbilt.....	H	49-59	L
J-27	Georgia.....	A	67-71	L
J-29	Florida.....	A	59-65	L
F-3	LSU.....	H	84-59	W
F-5	#6 Alabama.....	H	66-62	W
F-10	Kentucky.....	A	70-88	L
F-12	Tennessee.....	A	49-51	L
F-17	Miss. State.....	H	83-64	W
F-19	Charleston.....	H	73-47	W
F-24	Georgia.....	H	69-62	W
F-26	Florida.....	H	97-80	W
M-3	LSU.....	A	69-70	L
M-5	Alabama.....	A	67-92	L
M-8	Auburn.....	A	73-77	L

Key to Neutral Sites: 1- Oklahoma City, Okla.

1973-74

Record: 15-10, 9-9 SEC

Head Coach: Cob Jarvis

D-1	Texas.....	A	75-59	W
D-3	Charleston.....	H	94-55	W
D-10	Arkansas.....	H	117-66	W
D-12	So. Mississippi.....	A	79-75	W
D-22	Eastern Illinois.....	H	90-77	W
D-28	Louisiana Tech.....	1	105-76	W
D-29	NE Louisiana.....	1	78-86	L
J-5	Georgia.....	A	78-70	W
J-7	Auburn.....	H	93-65	W
J-12	Tennessee.....	H	69-57	W
J-14	#12 Alabama.....	A	71-88	L
J-17	Kentucky.....	A	64-93	L
J-21	Florida.....	H	83-73	W
J-26	#7 Vanderbilt.....	A	56-71	L
J-28	Miss. State.....	H	72-67	W
F-2	LSU.....	H	77-63	W
F-4	Georgia.....	H	59-55	W
F-9	Auburn.....	A	75-85	L
F-11	Tennessee.....	A	57-65	L
F-16	#8 Alabama.....	H	57-77	L
F-18	Kentucky.....	H	61-60	W
F-23	Florida.....	A	61-77	L
F-25	#4 Vanderbilt.....	H	68-84	L
M-2	Miss. State (ot).....	A	69-75	L
M-4	LSU.....	A	82-74	W

Key to Neutral Sites: 1- Monroe, La.

1974-75

Record: 8-18,



RECORDS

F-28	KentuckyH	87-94	L
M-1	VanderbiltH	81-72	W
M-6	FloridaA	94-83	W
M-8	AuburnA	88-103	L

Key to Neutral Sites: 1- Jackson, Miss.; 2- Mobile, Ala.

BOB WELTLICH 83-88 (1977-82)

1976-77

Record: 11-16, 5-13 SEC
Head Coach: Bob Weltlich

N-27	TCUA	61-70	L
D-1	Missouri WesternH	84-58	W
D-4	TCUH	68-63	W
D-6	South Dakota St.H	78-70	W
D-8	TulaneA	59-64	L
D-17	Marshall1	65-63	W
D-18	Toledo1	67-64	W
D-21	Memphis StateA	83-88	L
D-30	Southern Miss.2	84-75	W
J-3	LSUA	68-75	L
J-8	Miss. StateA	49-85	L
J-10	#4 AlabamaA	88-101	L
J-15	GeorgiaH	82-62	W
J-17	TennesseeH	72-86	L
J-22	Vanderbilt (ot)A	72-77	L
J-24	#6 KentuckyA	73-100	L
J-29	FloridaH	90-83	W
J-31	AuburnH	65-72	L
F-5	Miss. StateH	82-67	W
F-7	#8 AlabamaH	68-72	W
F-12	GeorgiaA	76-92	L
F-14	#11 TennesseeA	75-87	L
F-19	VanderbiltH	75-66	W
F-21	#2 KentuckyH	69-81	L
F-26	FloridaA	78-84	L
F-28	AuburnA	84-97	L
M-5	LSUH	90-68	W

Key to Neutral Sites: 1- Toledo, Ohio; 2- Jackson, Miss.

1977-78

Record: 10-17, 5-13 SEC
Head Coach: Bob Weltlich

N-26	#4 Notre DameA	62-111	L
N-30	NC-CharlotteH	81-64	W
D-3	TulaneH	79-77	W
D-5	SamfordA	81-68	W
D-10	JacksonvilleH	90-73	W
D-12	Middle Tenn. StateH	52-61	L
D-17	NebraskaA	70-80	L
D-20	Memphis StateA	67-70	L
D-27	Southern Miss.1	64-60	W
J-2	AlabamaA	62-65	L
J-4	Miss. StateA	48-73	L
J-7	TennesseeH	73-68	W
J-9	GeorgiaH	75-63	W
J-14	VanderbiltA	63-66	L
J-16	#1 KentuckyA	56-76	L
J-21	AuburnH	84-75	W
J-23	FloridaH	56-61	L
J-28	LSUH	61-74	L
F-4	TennesseeA	67-85	L
F-6	GeorgiaA	56-57	L
F-11	VanderbiltH	61-57	W
F-13	#1 KentuckyH	52-64	L
F-18	AuburnA	67-92	L
F-20	FloridaA	63-80	L
F-25	LSUA	75-94	L
M-4	AlabamaH	63-66	L
M-6	Miss. StateH	61-60	W

Key to Neutral Sites: 1- Jackson, Miss.

1978-79

Record: 11-16, 6-12 SEC
Head Coach: Bob Weltlich

N-29	NC-CharlotteA	57-68	L
D-4	Bowling GreenH	100-78	W
D-9	UABH	82-77	W
D-16	Nebraska1	70-67	W
D-19	Arkansas2	66-67	L
D-22	Loyola-ChicagoN	83-75	W
D-23	Illinois StateA	72-76	L
D-26	Memphis State3	92-89	W
J-3	TennesseeH	67-72	L

J-6	VanderbiltA	70-94	L
J-8	#9 KentuckyA	64-90	L
J-11	Miss. State (2ot)A	92-101	L
J-13	AuburnH	77-62	W
J-15	FloridaH	58-47	W
J-20	#9 LSU (ot)H	69-70	L
J-24	GeorgiaH	53-59	L
J-27	TennesseeA	65-64	W
J-29	GeorgiaA	82-63	W
F-3	#16 VanderbiltH	58-66	L
F-5	KentuckyH	82-87	L
F-8	#16 AlabamaA	73-83	L
F-10	Auburn (2ot)A	54-56	L
F-12	FloridaA	67-65	W
F-17	#6 LSUA	62-67	L
F-22	Miss. StateH	64-68	L
F-24	AlabamaH	89-80	W

SEC TOURNAMENT

F-28	Kentucky4	77-82	L
------	----------	--------	-------	---

Key to Neutral Sites: 1- Biloxi, Miss.; 2- Memphis, Tenn.; 3- Jackson, Miss.; 4- Birmingham, Ala.

1979-80

Record: 17-13, 9-9 SEC
Head Coach: Bob Weltlich

N-30	MercerH	63-43	W
D-3	Tennessee TechH	87-67	W
D-5	AuburnA	73-76	L
D-8	UABA	67-66	W
D-12	GeorgiaH	62-64	L
D-15	#20 Arkansas1	59-67	L
D-19	Southern Miss.2	68-65	W
D-22	Memphis StateA	75-80	L
D-28	Michigan3	71-66	W
D-29	Virginia Tech3	70-66	W
J-2	TennesseeH	65-66	L
J-5	AlabamaA	56-78	L
J-9	#4 KentuckyH	73-79	L
J-12	FloridaH	85-65	W
J-16	VanderbiltA	67-66	L
J-19	Miss. StateH	75-64	W
J-23	#11 LSUA	66-72	L
J-26	AuburnH	71-54	W
J-30	TennesseeA	66-61	W
F-2	AlabamaH	71-65	W
F-6	#6 KentuckyA	72-86	L
F-9	FloridaA	57-54	W
F-13	VanderbiltH	89-78	W
F-16	Miss. StateA	73-66	W
F-21	#5 LSUH	74-77	L
F-23	GeorgiaA	65-77	L

SEC TOURNAMENT

F-27	Tennessee4	76-74	W
F-29	#2 Kentucky4	67-70	L

NATIONAL INVITATION TOURNAMENT

M-6	GramblingH	76-74	W
M-10	MinnesotaA	56-58	L

Key to Neutral Sites: 1- Little Rock, Ark.; 2- Jackson, Miss.; 3- New Orleans, La.; 4- Birmingham, Ala.

1980-81

SEC TOURNAMENT CHAMPIONS
NCAA TOURNAMENT
Record: 16-14, 8-10 SEC
Head Coach: Bob Weltlich

N-29	Central ArkansasH	82-50	W
D-3	Tennessee TechA	59-56	W
D-6	UABH	83-72	W
D-10	MercerA	70-58	W
D-17	Bowling GreenA	76-79	L
D-19	Jacksonville1	59-50	W
D-20	Dayton1	70-72	L
D-23	GeorgiaA	62-70	L
D-30	Memphis StateH	64-69	L
J-3	AuburnH	46-45	W
J-7	#13 TennesseeA	68-73	L
J-10	AlabamaH	48-74	L
J-14	#3 KentuckyA	55-64	L
J-17	FloridaA	71-74	L
J-21	VanderbiltH	46-44	W
J-24	Miss. State (ot)A	59-52	W
J-28	#4 LSUH	59-63	L
J-31	AuburnA	61-58	W
F-4	#10 TennesseeH	71-52	W
F-7	AlabamaA	49-51	L

F-11	#11 KentuckyH	55-62	L
F-14	FloridaH	66-52	W
F-18	VanderbiltA	50-52	L
F-21	Miss. StateH	72-61	W
F-25	#2 LSUA	67-74	L
F-28	GeorgiaH	64-62	W

SEC TOURNAMENT

M-4	#10 Tennessee2	81-71	W
M-6	Vanderbilt2	71-51	W
M-7	Georgia2	66-62	W

NCAA TOURNAMENT

M-13	Kansas3	66-69	L
------	--------	--------	-------	---

Key to Neutral Sites: 1- Dayton, Ohio; 2- Birmingham, Ala.; 3- Wichita, Kan.

1981-82

NATIONAL INVITATION TOURNAMENT
Record: 18-12, 11-7 SEC
Head Coach: Bob Weltlich

N-28	Troy StateH	76-56	W
D-2	Tennessee TechH	58-34	W
D-5	#11 UABA	58-72	L
D-8	MercerH	50-38	W
D-11	Fresno State1	44-46	L
D-12	Pacific1	72-61	W
D-16	GeorgiaH	56-54	W
D-19	Missouri WesternH	71-56	W
D-29	Memphis State (ot)A	55-61	L
J-2	AuburnA	71-75	L
J-6	TennesseeH	55-62	L
J-9	#16 AlabamaA	71-75	L
J-13	#6 KentuckyH	67-65	W
J-16	FloridaH	69-67	W
J-20	VanderbiltA	55-65	L
J-23	Miss. StateH	54-30	W
J-27	LSUA	46-53	L
J-30	AuburnH	64-57	W
F-3	#16 TennesseeA	55-53	W
F-6	#8 AlabamaH	79-69	W
F-10	#12 KentuckyA	49-57	L
F-13	Florida (ot)A	58-57	W
F-17	Vanderbilt (4ot)H	51-48	W
F-20	Miss. StateA	47-33	W
F-24	LSUH	74-61	W
F-27	GeorgiaA	58-64	L

SEC TOURNAMENT

M-4	LSU2	59-52	W
M-5	#15 Kentucky2	58-62	L

NATIONAL INVITATION TOURNAMENT

M-12	ClemsonA	53-49	W
M-15	Virginia TechH	59-61	L

Key to Neutral Sites: 1- Lafayette, La.; 2- Lexington, Ky.

LEE HUNT

50-66 (1983-86)

1982-83

NATIONAL INVITATION TOURNAMENT
Record: 19-12, 10-8 SEC
Head Coach: Lee Hunt

D-1	Carson-NewmanH	91-70	W
D-4	East Tenn. StateA	63-69	L
D-7	UABH	66-54	W
D-10	Fordham1	57-47	W
D-11	Long Beach State1	54-53	W
D-15	MercerA	48-40	W
D-18	Central ArkansasH	67-60	W
D-21	Illinois WesleyanH	77-65	W
D-30	#2 Memphis StateH	58-63	L
J-3	#3 KentuckyA	60-72	L
J-5	VanderbiltA	77-62	W
J-8	#12 TennesseeH	56-55	W
J-10	GeorgiaH	53-68	L
J-15	LSUH	68-71	L
J-22	Miss. StateA	67-61	W
J-24	AlabamaA	64-63	W
J-29	FloridaH	67-61	W
J-31	AuburnH	61-48	W
F-5	TennesseeA	53-65	L
F-7	#19 GeorgiaA	76-59	W
F-12	LSUA	63-72	L
F-19	Miss. State (ot)H	69-67	W
F-21	AlabamaH	56-52	W
F-26	FloridaA	64-75	L

M-1	AuburnA	59-82	L
M-3	#7 KentuckyH	58-61	W
M-5	VanderbiltH	62-51	W

SEC TOURNAMENT

M-11	Georgia2	55-69	L
------	---------	--------	-------	---

NATIONAL INVITATION TOURNAMENT

M-17	Alabama StateH	87-75	W
M-21	South FloridaH	65-57	W
M-25	DePaulA	67-75	L

Key to Neutral Sites: 1- Provo, Utah; 2- Birmingham, Ala.

1983-84

Record: 8-20, 3-15 SEC
Head Coach: Lee Hunt

N-26	David LipscombH	58-56	W
N-30	East Tenn. St.H	46-44	W
D-3	SW LouisianaH	62-80	L
D-7	New OrleansA	73-87	L
D-13	#6 Memphis StateA	55-73	L
D-19	MercerH	82-64	W
D-21	Missouri-St. LouisH	73-56	W
D-30	Georgia Southern1	58-60	L
D-31	Rice1	70-60	W
J-2	#2 KentuckyH	55-68	L
J-4	VanderbiltH	55-76	L
J-8	TennesseeA	59-83	L
J-10	#15 GeorgiaA	51-70	L
J-14	#11 LSUA	70-93	L
J-21	Miss. StateH	56-64	L
J-23	AlabamaH	56-69	L
J-29	FloridaA	48-78	L
J-31	#19 AuburnA	50-60	L
F-4	TennesseeH	57-56	W
F-6	Georgia (ot)H	56-	

D-3	Miss College.....	H	78-53	W
D-7	Alcorn State.....	1	76-70	W
D-14	SE Louisiana.....	H	64-59	W
D-17	#10 Memphis State.....	A	56-73	L
D-20	Tenn.-Chattanooga.....	2	78-89	L
D-20	Campbell.....	2	61-44	W
D-28	North Texas State.....	H	89-75	W
J-2	Vanderbilt.....	H	70-81	L
J-4	Tennessee.....	A	66-74	L
J-8	#11 Kentucky.....	A	58-75	L
J-11	Florida.....	H	79-67	W
J-13	#8 LSU.....	A	68-86	L
J-18	Miss. State.....	H	57-56	W
J-27	Auburn.....	H	61-73	L
J-25	Georgia.....	A	75-91	L
J-29	Alabama.....	H	62-69	L
F-1	Vanderbilt.....	A	63-66	L
F-5	Tennessee.....	H	59-55	W
F-8	#12 Kentucky.....	H	58-62	L
F-12	Florida.....	A	57-66	L
F-15	LSU.....	H	58-57	W
F-19	Miss. State.....	A	43-48	L
F-22	Auburn.....	A	73-75	L
F-26	Georgia.....	H	61-62	L
M-2	Alabama.....	A	59-74	L

SEC TOURNAMENT

M-5	Tennessee.....	3	73-56	W
M-6	#3 Kentucky.....	3	69-95	L

Key to Neutral Sites: 1- Jackson, Miss.; 2- Birmingham, Ala.; 3- Lexington, Ky.

ED MURPHY
76-98 (1987-92)

1986-87

NATIONAL INVITATION TOURNAMENT

Record: 15-14, 8-10 SEC				
Head Coach: Ed Murphy				
N-29	Washington-St. Louis.....	H	78-55	W
D-3	Arkansas.....	1	56-70	L
D-6	North Texas State.....	A	72-69	W
D-9	Jackson State.....	H	58-36	W
D-13	SE Louisiana.....	H	88-59	W
D-18	Miss. College.....	H	63-48	W
D-20	Tulsa.....	A	68-69	L
D-27	Arizona State.....	2	76-63	W
D-28	San Diego State.....	2	88-77	W
J-5	LSU.....	H	73-63	W
J-7	Vanderbilt.....	A	59-66	L
J-10	Florida.....	H	72-80	L
J-14	Miss. State.....	A	62-63	L
J-17	#15 Alabama.....	H	62-71	L
J-21	Georgia.....	H	80-68	W
J-24	#17 Auburn.....	A	61-85	L
J-28	Kentucky.....	H	76-65	W
J-31	Tennessee (ot).....	A	73-70	W
F-2	Tennessee.....	H	71-70	W
F-4	LSU (ot).....	A	75-82	L
F-9	Vanderbilt.....	H	77-54	W
F-11	#19 Florida.....	A	62-85	L
F-14	Miss. State.....	H	79-65	W
F-18	#12 Alabama.....	A	69-90	L
F-21	Georgia.....	A	65-69	L
F-25	Auburn.....	H	73-67	W
F-28	Kentucky.....	A	63-64	L

SEC TOURNAMENT

M-6	Georgia.....	3	63-65	L
-----	--------------	---	-------	---

NATIONAL INVITATION TOURNAMENT

M-13	Southern Miss.....	A	75-93	L
------	--------------------	---	-------	---

Key to Neutral Sites: 1- Memphis, Tenn.; 2- San Diego, Calif.; 3- Atlanta, Ga.

1987-88

Record: 13-16, 6-12 SEC				
Head Coach: Ed Murphy				
N-27	St. Joseph's.....	1	59-51	W
N-28	Maryland.....	1	69-77	L
D-1	Kentucky State.....	H	81-60	W
D-7	SE Louisiana.....	A	80-43	W
D-9	Arkansas.....	A	40-79	L
D-12	Tulsa.....	H	69-56	W
D-19	Baptist Christian.....	H	84-55	W
D-28	#6 Temple.....	2	61-70	L
D-29	New Orleans.....	2	83-74	W
J-6	Tennessee.....	A	68-77	L
J-9	LSU (ot).....	H	61-69	L

J-13	Vanderbilt.....	H	57-60	L
J-16	Florida.....	A	72-77	L
J-20	Miss. State.....	H	61-52	W
J-23	Alabama.....	A	66-73	L
J-27	Georgia.....	A	70-86	L
J-30	Auburn.....	H	69-66	W
F-3	#10 Kentucky.....	A	65-94	L
F-6	Tennessee.....	H	81-73	W
F-10	LSU.....	A	57-78	L
F-13	#17 Vanderbilt.....	A	68-93	L
F-17	Florida.....	H	82-75	W
F-20	Miss. State.....	A	57-67	L
F-24	Alabama.....	H	64-47	W
F-27	Georgia.....	H	75-72	W
M-2	Auburn.....	A	76-92	L
M-5	#8 Kentucky.....	H	71-78	L

SEC TOURNAMENT

M-10	Alabama (ot).....	3	64-59	W
M-11	#6 Kentucky.....	3	68-82	L

Key to Neutral Sites: 1- Baltimore, Md.; 2- New Orleans, La.; 3- Baton Rouge, La.

1988-89

NATIONAL INVITATION TOURNAMENT

Record: 15-15, 8-10 SEC				
Head Coach: Ed Murphy				
N-25	Christian Brothers.....	1	101-60	W
N-28	Tennessee.....	H	76-84	L
N-30	Northwestern St.....	H	97-81	W
D-3	#7 Illinois.....	A	79-91	L
D-13	Arkansas.....	2	68-74	L
D-16	Southern University.....	3	90-88	W
D-17	Nicholls State.....	3	74-53	W
D-22	Tulsa.....	A	68-87	L
D-27	Sam Houston State.....	H	83-73	W
D-30	SE Louisiana.....	H	84-54	W
J-5	Florida.....	H	80-71	W
J-7	Alabama.....	A	67-79	L
J-11	Vanderbilt (ot).....	H	65-72	L
J-18	Auburn.....	A	65-64	W
J-21	Georgia (ot).....	A	74-70	W
J-25	Miss. State.....	H	75-65	W
J-28	Kentucky.....	H	70-65	W
F-1	#19 LSU.....	A	75-105	L
F-5	Florida.....	A	67-78	L
F-8	Alabama.....	H	54-55	L
F-11	Vanderbilt.....	A	69-71	L
F-15	Tennessee.....	A	71-83	L
F-18	Auburn.....	H	80-77	W
F-22	Georgia.....	H	88-79	W
F-25	Miss. State.....	A	69-74	L
M-1	Kentucky.....	A	69-70	L
M-4	LSU (ot).....	H	113-112	W

SEC TOURNAMENT

M-10	Auburn.....	4	80-68	W
M-15	#20 Alabama.....	4	56-64	L

NATIONAL INVITATION TOURNAMENT

M-15	St. John's.....	A	67-70	L
------	-----------------	---	-------	---

Key to Neutral Sites: 1- Jackson, Miss.; 2- Memphis, Tenn.; 3- Lafayette, La.; 4- Knoxville, Tenn.

1989-90

Record: 13-17, 8-10 SEC				
Head Coach: Ed Murphy				
N-24	SW Louisiana.....	1	83-94	L
N-28	#8 Illinois.....	H	72-83	L
D-2	NE Louisiana.....	A	69-79	L
D-5	#10 Arkansas.....	2	76-90	L
D-8	Metro State.....	3	81-86	L
D-9	Indiana State.....	3	70-64	W
D-16	Tennessee.....	A	67-71	L
D-19	McNeese State.....	H	75-71	W
D-30	Sam Houston St.....	A	96-70	W
J-2	Florida.....	H	75-60	W
J-6	#22 Alabama.....	H	48-66	L
J-10	Vanderbilt.....	A	79-86	L
J-13	Tulsa.....	H	47-63	L
J-17	Auburn.....	H	80-72	W
J-20	Georgia.....	H	84-74	W
J-24	Miss. State (4ot).....	A	102-104	L
J-27	Kentucky.....	A	79-98	L
J-31	#14 LSU.....	H	77-79	L
F-3	Florida.....	A	83-63	W
F-7	Alabama.....	A	64-74	L
F-10	Vanderbilt.....	H	68-67	W
F-14	Tennessee.....	H	81-80	W
F-17	Auburn.....	A	84-95	L

F-21	Georgia.....	A	83-107	L
F-24	Miss. State.....	H	75-67	W
F-28	Kentucky.....	H	88-74	W
M-3	#15 LSU.....	A	94-103	L

SEC TOURNAMENT

M-8	Tennessee.....	4	87-86	W
M-9	Vanderbilt.....	4	65-62	W
M-10	Alabama.....	4	51-70	L

Key to Neutral Sites: 1- Jackson, Miss.; 2- Pine Bluff, Ark.; 3- Champaign, Ill.; 4- Orlando Fla.

1990-91

Record: 9-19, 3-15 SEC				
Head Coach: Ed Murphy				
N-28	SE Louisiana.....	H	74-52	W
N-30	Bethune-Cookman.....	1	80-56	W
D-1	Hofstra.....	1	73-78	L
D-3	NE Louisiana.....	H	67-68	L
D-8	Jackson State.....	H	99-80	W
D-16	Arkansas State.....	2	61-73	L
D-18	Austin Peay State.....	H	83-80	W
D-20	Sam Houston State.....	H	73-71	W
D-29	McNeese State.....	A	79-58	W
J-2	Florida.....	A	49-65	L
J-6	Miss. State (ot).....	A	80-84	L
J-9	Auburn.....	H	60-62	L
J-12	Alabama.....	H	73-76	L
J-16	#9 Kentucky.....	H	85-95	L
J-19	#20 LSU.....	A	71-87	L
J-23	Vanderbilt.....	A	52-89	L
J-26	Tennessee.....	H	75-72	W
J-30	Georgia.....	A	62-117	L
F-2	Florida (2ot).....	A	81-91	L
F-6	Alabama.....	A	74-79	L
F-9	Auburn.....	A	69-72	L
F-13	#23 Miss. State.....	H	77-84	L
F-16	#16 Kentucky.....	A	77-89	L
F-20	#19 LSU.....	H	78-89	L
F-23	Vanderbilt.....	H	74-58	W
F-27	Tennessee.....	A	93-88	W
M-2	Georgia.....	A	62-72	L

SEC TOURNAMENT

M-7	Tennessee.....	3	85-94	L
-----	----------------	---	-------	---

Key to Neutral Sites: 1- Deland, Fla.; 2- Memphis, Tenn.; 3- Nashville, Tenn.

1991-92

Record: 11-17, 4-12 SEC				
Head Coach: Ed Murphy				
N-25	Jackson State.....	H	69-55	W
N-29	SW Louisiana.....	A	87-96	L
N-30	Prairie View A&M.....	1	101-50	W
D-5	McNeese State.....	H	92-70	W
D-17	Arkansas State.....	2	62-64	L
D-19	Alcorn State.....	H	111-67	W
D-27	Pittsburgh.....	3	65-67	L
D-28	James Madison.....	3	67-75	L
J-4	Stetson.....	H	84-64	W
J-6	Oral Roberts.....	H	86-73	W
J-8	SE Louisiana.....	A	86-82	W
J-11	Miss. State.....	A	72-84	L
J-13	Auburn.....	H	83-96	L
J-18	#12 Arkansas.....	H	93-114	L
J-22	#15 Alabama.....	H	78-77	W
J-25	LSU.....	H	73-83	L
J-29	#14 Kentucky.....	A	78-96	L
F-1	Vanderbilt.....	H	84-72	W
F-5	South Carolina.....	H	76-61	W
F-9	Georgia.....	A	66-86	L
F-12	Florida (ot).....	H	84-86	L
F-19	Tennessee.....	A	86-98	L
F-22	Miss. State.....	H	86-78	W
F-25	LSU.....	A	69-100	L
F-29	Auburn.....	A	84-110	L
M-4	#20 Alabama.....	H	83-84	L
M-7	#7 Arkansas.....	A	83-100	L

SEC TOURNAMENT

M-12	Georgia.....	4	66-85	L
------	--------------	---	-------	---

Key to Neutral Sites: 1- Lafayette, La.; 2- Memphis, Tenn.; 3- New Orleans, La.; 4- Birmingham, Ala.

ROB EVANS
86-81 (1993-98)

1992-93

Record: 10-18, 4-12 SEC				
Head Coach: Rob Evans				

D-3	Houston Baptist.....	H	103-61	W
D-5	Oakland University.....	H	71-46	W
D-9	McNeese State.....	A	80-76	W
D-21	SW Louisiana.....	H	87-103	L
D-28	Southern Illinois.....	H	78-85	L
J-2	Georgia.....	H	61-75	L
J-4	Mary State.....	H	65-75	L
J-6	#13 Arkansas.....	A	78-90	L
J-9	Rice.....	H	79-98	L
J-13	South Carolina.....	A	73-88	L
J-16	Alabama.....	A	67-80	L
J-20	Miss. State.....	H	69-53	W
J-23	LSU.....	H	71-62	W
J-27	Rice.....	A	67-72	L
J-30	Tennessee.....	H	62-75	L
F-3	Auburn.....	H	74-85	L
F-6	Miss. State.....	A	56-53	W
F-8	SE Louisiana.....	H	71-61	W
F-10	#11 Vanderbilt.....	A	59-89	L
F-13	Oral Roberts.....	H	95-79	W
F-17	Florida.....	A	47-94	L
F-20	Alabama (ot).....	H	83-82	W
F-24	Auburn.....	A	73-83	L
F-27	#15 Arkansas.....	H	63-85	L
M-3	#5 Kentucky.....	H	66-98	L
M-6	LSU.....	A	56-71	L

SEC TOURNAMENT

M-11	Florida.....	1	67-62	W
M-12	LSU.....	1	70-89	L

Key to Neutral Sites: 1- Lexington, Ky.

1993-94

Record: 14-13, 7-9 SEC				
Head Coach: Rob Evans				
N-29	Abilene Christian.....	H	90-83	W
D-1	L			



RECORDS

F-11	Oral Roberts.....	H	89-53	W
F-15	LSU.....	H	102-90	W
F-18	#10 Arkansas.....	A	70-85	L
F-22	Tennessee.....	H	61-75	L
F-25	#16 Miss. State.....	H	42-46	L
M-1	#21 Alabama.....	A	50-69	L
M-4	Georgia.....	H	51-79	L

SEC TOURNAMENT

M-9	Florida.....	2	59-63	L
-----	--------------	---	-------	---

Key to Neutral Sites: 1- Biloxi, Miss.; 2- Atlanta, Ga.

1995-96

Record: 12-15, 6-10 SEC
Head Coach: Rob Evans

N-27	Davidson (ot).....	H	83-84	L
D-1	Colgate.....	1	51-53	L
D-2	East Tenn. St.....	1	65-50	W
D-9	Lamar.....	A	81-86	L
D-16	Wichita State.....	A	59-72	L
D-19	Southern Miss (2ot).....	H	113-107	W
D-21	Houston.....	A	76-67	W
D-28	Nicholls State.....	H	66-54	W
D-30	Prairie View A&M.....	H	96-51	W
J-3	#14 Georgia.....	A	38-74	L
J-6	#2 Kentucky.....	A	60-90	L
J-10	Arkansas.....	H	62-63	L
J-17	#21 Miss. State.....	A	47-53	L
J-20	Florida.....	H	55-59	L
J-24	#21 Auburn.....	H	82-69	W
J-27	Alabama.....	H	70-63	W
J-31	Tennessee.....	A	52-67	L
F-3	LSU.....	A	66-71	L
F-5	Houston Baptist.....	H	106-63	W
F-10	Vanderbilt.....	H	78-55	W
F-14	Arkansas.....	A	73-79	L
F-17	#25 Miss. State.....	H	71-64	W
F-21	Auburn.....	A	62-69	L
F-24	South Carolina.....	H	75-65	W
F-28	LSU.....	H	75-48	W
M-2	Alabama.....	A	63-67	L

SEC TOURNAMENT

M-7	Florida.....	2	62-75	L
-----	--------------	---	-------	---

Key to Neutral Sites: 1- Iowa City, Iowa; 2- New Orleans, La.

1996-97

SEC WESTERN DIVISION CHAMPIONS NCAA TOURNAMENT

Record: 20-9, 11-5 SEC
Head Coach: Rob Evans

N-23	Portland State.....	H	56-54	W
N-26	Prairie View A&M.....	H	71-43	W
D-2	Davidson.....	A	56-59	W
D-7	Houston.....	H	93-71	W
D-14	Wichita State.....	H	68-65	W
D-17	Stetson.....	H	78-50	W
D-20	Fla. International.....	H	74-64	W
D-27	Appalachian State.....	1	75-63	W
D-28	#14 New Mexico.....	A	64-75	L
D-31	Morgan State.....	H	91-57	W
J-2	#22 Arkansas.....	A	91-74	W
J-5	Georgia.....	H	73-66	W
J-8	Alabama.....	H	46-59	W
J-11	#3 Kentucky.....	H	73-69	W
J-15	Miss. State.....	A	64-75	L
J-18	Vanderbilt.....	A	64-67	L
J-22	Tennessee.....	H	70-48	W
J-25	South Carolina.....	A	63-86	L
J-29	Arkansas.....	H	71-52	W
F-1	Auburn.....	H	57-46	W
F-5	LSU.....	A	79-73	W
F-12	Alabama.....	A	54-57	L
F-19	Miss. State.....	H	84-61	W
F-23	Florida.....	A	67-65	W
F-26	LSU.....	H	74-68	W
M-1	Auburn.....	A	71-63	W

SEC TOURNAMENT

M-7	Vanderbilt.....	2	64-62	W
M-8	#8 Kentucky.....	2	70-88	L

NCAA TOURNAMENT

M-14	Temple.....	3	40-62	L
------	-------------	---	-------	---

Key to Neutral Sites: 1- Albuquerque, N.M.; 2- Memphis, Tenn.; 3- Kansas City, Mo.

1997-98

SEC WESTERN DIVISION CHAMPIONS NCAA TOURNAMENT

Record: 22-7, 12-4 SEC
Head Coach: Rob Evans

N-19	La. Tech.....	H	88-56	W
N-22	#18 Temple.....	H	87-74	W
N-24	Ark.-Pine Bluff.....	H	81-36	W
D-5	Long Island.....	1	102-99	W
D-6	Ball State.....	1	66-70	L
D-13	Wichita State.....	A	71-48	W
D-17	Belmont.....	H	100-59	W
D-20	Prairie View A&M.....	H	106-59	W
D-22	Louisville.....	A	74-70	W
D-30	Northwestern St.....	H	99-52	W
J-3	#11 South Carolina.....	H	73-54	W
J-7	Florida.....	H	90-79	W
J-10	Alabama.....	A	74-63	W
J-17	Tennessee.....	A	67-77	L
J-21	LSU.....	H	80-58	W
J-24	Miss. State (2ot).....	H	81-77	W
J-28	Georgia.....	A	68-70	L
J-31	Auburn.....	A	67-68	L
F-5	#14 Arkansas.....	A	87-100	L
F-7	Alabama.....	H	75-74	W
F-11	Vanderbilt.....	H	87-76	W
F-14	#7 Kentucky.....	A	73-64	W
F-18	LSU.....	A	83-57	W
F-21	Miss. State.....	A	82-78	W
F-25	#12 Arkansas.....	H	81-65	W
F-28	Auburn.....	H	74-67	W

SEC TOURNAMENT

M-6	Georgia.....	2	72-67	W
M-7	#15 South Carolina.....	2	77-87	L

NCAA TOURNAMENT

M-13	Valparaiso.....	3	69-70	L
------	-----------------	---	-------	---

Key to Neutral Sites: 1- Muncie, Ind.; 2- Atlanta, Ga.; 3- Oklahoma City, Okla.

ROD BARNES

141-109 (1999-2006)

1998-99

NCAA TOURNAMENT

Record: 20-13, 8-8 SEC
Head Coach: Rod Barnes

N-13	Alabama State.....	H	87-45	W
N-16	Belmont.....	H	91-42	W
N-18	#7 Temple.....	A	52-68	L
N-23	Alabama A&M.....	H	89-45	W
N-28	Austin Peay State.....	H	105-62	W
D-2	Northeast Louisiana.....	H	95-62	W
D-5	Louisville.....	H	88-69	W
D-7	West Alabama.....	H	101-68	W
D-12	Memphis (ot).....	A	72-78	L
D-21	St. Joseph's.....	1	66-61	W
D-22	#23 Oklahoma.....	1	75-72	W
D-23	Ohio State.....	1	62-67	L
D-29	Prairie View A&M.....	H	111-50	W
J-2	Vanderbilt.....	A	64-79	L
J-6	Alabama.....	H	78-60	W
J-9	#18 Arkansas.....	A	76-65	W
J-13	#8 Auburn.....	H	59-74	L
J-16	#6 Kentucky.....	H	57-63	L
J-20	Miss. State.....	H	81-68	W
J-23	Georgia.....	H	85-76	W
J-27	South Carolina.....	A	66-67	L
J-30	#21 Arkansas.....	H	89-81	W
F-3	LSU.....	A	82-66	W
F-6	Florida.....	A	79-68	W
F-9	#3 Auburn.....	A	66-95	L
F-17	Tennessee.....	H	67-69	L
F-20	Miss. State.....	A	69-72	L
F-24	Alabama.....	A	74-78	L
F-27	LSU.....	H	79-57	W

SEC TOURNAMENT

M-4	South Carolina.....	2	64-60	W
M-5	#14 Kentucky.....	2	73-83	L

NCAA TOURNAMENT

M-12	Villanova.....	3	72-70	W
M-14	#2 Michigan State.....	3	66-74	L

Key to Neutral Sites: 1- San Juan, Puerto Rico; 2- Atlanta, Ga.; 3- Milwaukee, Wis.

1999-2000

NATIONAL INVITATION TOURNAMENT

Record: 19-14, 5-11 SEC
Head Coach: Rod Barnes

N-19	Jacksonville State.....	H	74-59	W
N-23	McNeese State.....	H	86-59	W
N-26	Furman.....	1	75-61	W
N-27	Oregon State.....	1	77-58	W
N-28	Wisconsin-Green Bay.....	1	57-53	W
D-1	Alabama State.....	A	77-65	W
D-4	Oklahoma.....	A	73-81	L
D-7	Va. Commonwealth.....	H	75-62	W
D-11	Memphis.....	H	74-64	W
D-15	Southeastern La.....	H	77-46	W
D-19	Louisiana-Monroe.....	H	76-60	W
D-29	Prairie View A&M.....	H	98-74	W
J-2	Birmingham-So.....	H	89-48	W
J-5	Arkansas.....	A	64-71	L
J-8	#6 Florida.....	H	71-75	L
J-12	Miss. State.....	L	59-61	L
J-15	#12 Tennessee.....	A	60-98	L
J-19	#18 Kentucky.....	A	69-74	L
J-22	#4 Auburn (ot).....	H	79-77	W
J-29	Alabama.....	A	67-96	L
F-2	Arkansas.....	H	87-82	W
F-9	South Carolina.....	H	83-75	W
F-12	Georgia.....	A	65-71	L
F-16	#16 LSU.....	H	53-97	L
F-19	#12 Auburn.....	A	72-75	L
F-23	Miss. State.....	A	67-80	L
F-26	#24 Vanderbilt.....	H	75-67	W
M-1	Alabama.....	H	63-59	W
M-4	#12 LSU.....	A	60-64	L

SEC TOURNAMENT

M-9	#11 Florida.....	2	67-89	L
-----	------------------	---	-------	---

NATIONAL INVITATION TOURNAMENT

M-15	UNC Charlotte.....	H	62-45	W
M-21	Southwest Mo. St.....	H	70-48	W
M-23	N.C. State.....	A	54-77	L

Key to Neutral Sites: 1- Greenville, S.C.; 2- Atlanta, Ga.

2000-01

SEC WESTERN DIVISION CHAMPIONS NCAA TOURNAMENT SWEET SIXTEEN

Record: 27-8, 11-5 SEC
Head Coach: Rod Barnes

N-18	Arkansas-Pine Bluff.....	H	98-47	W
N-22	Sam Houston State.....	H	71-65	W
N-25	Va. Commonwealth (ot).....	A	88-84	W
N-28	Louisiana-Monroe.....	H	76-62	W
D-2	#14 Oklahoma.....	H	60-55	W
D-5	Kansas State.....	H	60-46	W
D-9	Memphis.....	A	64-56	W
D-13	SE Louisiana.....	H	58-46	W
D-18	Troy State.....	H	92-65	W
D-21	Southern Illinois.....	1	70-66	W
D-22	#13 Southern Cal (ot).....	1	84-83	W
D-23	Iowa State.....	1	68-73	L
D-30	Morris Brown.....	H	94-59	W
J-6	Vanderbilt.....	A	81-68	W
J-10	Arkansas.....	A	53-48	W
J-13	Georgia.....	H	66-70	L
J-17	#15 Alabama.....	A	63-82	L
J-20	Kentucky.....	H	65-55	W
J-27	Miss. State.....	A	69-79	L
J-31	Arkansas.....	H	84-73	W
F-3	Auburn.....	A	74-70	W
F-7	LSU.....	H	50-33	W
F-10	#10 Tennessee.....	H	87-71	W
F-14	Miss. State.....	H	51-48	W
F-17	South Carolina.....	A	67-61	W
F-21	Arkansas.....	A	55-75	L
F-24	Auburn.....	H	64-62	W
F-28	LSU (ot).....	A	77-78	L
M-3	#20 Alabama.....	H	105-71	W

SEC TOURNAMENT

M-9	Tennessee.....	2	86-73	W
M-10	#5 Florida.....	2	74-69	W
M-11	#15 Kentucky.....	2	55-77	L

NCAA TOURNAMENT

M-16	Iona.....	3	72-70	W
M-18	#19 Notre Dame.....	3	59-56	W
M-23	#5 Arizona.....	4	56-66	L

Key to Neutral Sites: 1- Laie, Hawaii; 2- Nashville, Tenn.; 3- Kansas City, Mo.; 4- San Antonio, Texas

2001-02

NCAA TOURNAMENT

Record: 20-11, 9-7 SEC
Head Coach: Rod Barnes

N-15	Bowling Green (ot).....	1	78-82	L
N-17	Alaska Fairbanks.....	1	75-58	W
N-18	Wichita State.....	1	80-68	W
N-24	Kansas State.....	A	67-65	W
N-28	Morris Brown.....	H	92-45	W
D-1	George Mason.....	H	70-71	L
D-3	Louisiana-Monroe.....	H	78-43	W
D-7	#22 Memphis.....	H	71-67	W
D-16	Tennessee-Martin.....	2	83-72	W
D-21	IUPUI.....	3	77-70	W
D-22	UTEP.....	3	68-58	W
D-29	Arkansas-Pine Bluff.....	H	95-53	W
J-2	Lipscomb.....	H	75-49	W
J-6	Tennessee.....	A	76-82	L
J-9	Auburn.....	H	69-65	W
J-12	#22 Mississippi State.....	H	66-59	W
J-15	#12 Kentucky.....	A	64-87	L
J-19	Arkansas.....	A	70-64	W
J-23	Louisiana State.....	H	70-55	W
J-26	South Carolina.....	H	71-53	W
J-30	Vanderbilt.....	H	73-61	W
F-2	#16 Georgia.....	A	72-79	L
F-6	#5 Alabama.....	A	59-79	L
F-9	Arkansas.....	H	79-67	W
F-13	Auburn.....	A	62-65	L
F-16	#6 Florida.....	H	68-51	W
F-23	Miss. State.....	A	59-61	L
F-27	Louisiana State.....	A	56-59	L
M-3	#6 Alabama.....	H	84-56	W

SEC TOURNAMENT

M-7	South Carolina.....	4
-----	---------------------	---

D-28	Nicholls State.....H	79-46	W
D-30	Alabama State.....H	68-44	W
J-3	East Carolina.....H	65-49	W
J-7	#22 Miss. State.....H	54-61	L
J-10	Auburn.....A	53-80	L
J-17	Arkansas.....A	78-86	L
J-21	LSU.....H	53-49	W
J-24	Alabama.....H	71-60	W
J-28	#5 Kentucky.....A	61-71	L
J-31	#24 South Carolina.....H	79-68	W
F-4	Georgia.....A	51-64	L
F-7	#7 Miss. State.....A	56-80	L
F-14	Auburn.....H	72-68	W
F-18	Tennessee.....A	66-83	L
F-21	Florida.....H	66-81	L
F-25	Vanderbilt.....H	65-77	L
F-28	Alabama.....A	69-84	L
M-3	LSU.....A	45-58	L
M-6	Arkansas.....H	55-45	W
SEC TOURNAMENT			
M-11	Vanderbilt.....1	50-70	L

Key to Neutral Sites: 1- Atlanta, Ga.

2004-05

Record: 14-17, 4-12 SEC
Head Coach: Rod Barnes

N-14	South Carolina State.....1	64-52	W
N-15	Air Force.....1	36-60	L
N-16	Illinois State.....1	52-70	L
N-19	Tennessee Tech.....H	91-68	W
D-1	Arkansas State.....A	68-70	L
D-4	Florida State.....H	64-69	L
D-11	Memphis.....A	65-53	W
D-13	Nicholls State.....H	87-55	W
D-15	Troy.....H	81-49	W
D-18	Louisiana-Monroe.....H	84-58	W
D-21	Tennessee-Martin.....2/H	92-64	W
D-29	VCU.....A	63-62	W
D-31	SE Louisiana.....H	64-48	W
J-5	Arkansas.....A	46-69	L
J-8	#18 Miss. State.....H	76-87	L
J-12	Georgia.....H	59-54	W
J-15	Auburn.....A	79-72	W
J-19	#8 Kentucky.....H	50-53	L
J-22	#22 Alabama.....H	58-66	L
J-26	LSU.....A	60-70	L
J-29	Vanderbilt.....A	51-73	L
F-2	Auburn.....H	70-55	W
F-5	Arkansas.....H	65-66	L
F-12	#17 Alabama.....A	45-71	L
F-16	Florida.....A	53-90	L
F-19	Tennessee.....H	60-58	W
F-26	Miss. State.....A	68-71	L
M-2	LSU.....H	53-58	L
M-6	South Carolina (ot).....A	70-76	L
SEC TOURNAMENT			
M-10	South Carolina.....3	53-52	W
M-11	#20 Alabama.....3	52-69	L

Key to Neutral Sites: 1- Milwaukee, Wis.; 2- Tupelo, Miss.; 3- Atlanta, Ga.

2005-06

Record: 14-16, 4-12 SEC
Head Coach: Rod Barnes

N-18	Southern Utah.....1	69-62	W
N-19	New Mexico.....A	42-95	L
N-20	South Carolina State.....1	71-47	W
N-26	Centenary.....H	107-67	W
N-29	Louisiana-Monroe.....H	59-43	W
D-10	UIC (ot).....A	75-87	L
D-13	Saint Louis.....H	77-64	W
D-15	Nicholls State.....H	69-43	W
D-17	#5 Memphis.....H	49-72	L
D-19	Arkansas State.....H	85-78	W
D-21	SE Louisiana.....H	68-62	W
D-30	Alcorn State.....A	82-69	W
J-3	Western Carolina.....H	65-59	W
J-7	Alabama.....A	71-61	W
J-11	South Carolina.....H	68-63	W
J-14	Miss. State.....H	75-65	W
J-21	Georgia.....A	65-72	L
J-25	Arkansas.....A	58-71	L
J-28	LSU.....H	73-79	L
J-31	#8 Florida.....H	58-69	L
F-4	#13 Tennessee.....A	72-86	L
F-8	Auburn.....A	50-58	L
F-11	Alabama.....H	50-64	L

F-15	Arkansas.....H	73-70	W
F-18	Miss. State.....A	55-84	L
F-22	Kentucky.....A	40-80	L
F-25	Auburn.....H	54-58	L
M-1	Vanderbilt.....H	62-77	L
M-4	#21 LSU.....A	52-55	L
SEC TOURNAMENT			
M-9	Kentucky.....2	57-71	L

Key to Neutral Sites: 1- Albuquerque, N.M.; 2- Nashville, Tenn.

ANDY KENNEDY
245-156 (2007-18)

2006-07
SEC WESTERN DIVISION CHAMPIONS
NATIONAL INVITATION TOURNAMENT

Record: 21-13, 8-8 SEC
Head Coach: Andy Kennedy

N-10	Miss. Valley State.....H	72-49	W
N-14	Louisiana-Lafayette.....H	69-54	W
N-17	Fairfield.....1	70-67	W
N-18	Central Arkansas.....1	75-61	W
N-19	#21 Connecticut.....A	59-77	L
N-22	Tennessee Tech.....H	86-77	W
N-24	Nicholls.....H	100-80	W
N-30	New Orleans.....H	85-77	W
D-9	#16 Memphis.....A	70-82	L
D-12	Louisiana-Monroe.....H	87-53	W
D-16	South Alabama.....A	82-72	W
D-19	UIC.....H	77-64	W
D-22	Alabama A&M.....H	81-57	W
D-30	Saint Louis.....A	56-59	L
J-6	Kentucky.....H	58-68	L
J-10	Mississippi State.....A	67-77	L
J-13	Arkansas.....H	74-72	W
J-17	#16 LSU.....A	55-62	L
J-20	#1 Florida.....A	70-79	L
J-24	Tennessee.....H	83-69	W
J-27	Vanderbilt.....A	80-85	L
J-30	Mississippi State.....H	85-73	W
F-3	Auburn.....A	82-59	W
F-10	#18 Alabama.....H	75-69	W
F-14	LSU.....H	71-70	W
F-17	Arkansas.....A	66-83	L
F-21	Georgia.....H	67-49	W
F-24	South Carolina.....A	63-76	L
F-28	Alabama.....A	58-69	L
M-3	Auburn.....H	83-79	W
SEC TOURNAMENT			
M-9	LSU.....2	80-60	W
M-10	#6 Florida.....2	59-80	L
NATIONAL INVITATION TOURNAMENT			
M-14	Appalachian State.....H	73-59	W
M-19	Clemson.....A	68-89	L

Key to Neutral Sites: 1- Hartford, Ct.; 2- Atlanta

2007-08

NIT - FINAL FOUR
Record: 24-11, 7-9 SEC
Head Coach: Andy Kennedy

N-10	Miss. Valley State.....H	97-63	W
N-13	South Alabama.....H	81-78	W
N-16	Lamar.....H	108-70	W
N-24	Louisiana-Monroe.....H	94-70	W
N-27	Troy.....H	102-76	W
D-1	New Mexico.....H	85-77	W
D-8	UCF.....A	76-67	W
D-13	Winthrop.....1	76-71	W
D-20	DePaul.....2	69-63	W
D-21	La Salle.....2	84-77	W
D-22	#15 Clemson.....2	85-82	W
D-28	Southern Miss.....3	78-58	W
J-2	Alabama A&M.....H	86-50	W
J-9	#8 Tennessee.....A	83-85	L
J-12	LSU.....H	74-71	W
J-16	Florida.....H	89-87	W
J-19	Auburn.....A	77-80	L
J-26	Mississippi State.....A	68-88	L
J-30	#19 Vanderbilt.....H	74-58	W
F-2	South Carolina.....H	77-80	L
F-9	Arkansas.....A	69-75	L
F-11	Presbyterian.....H	66-55	W
F-13	Alabama.....A	67-76	L

F-16	Auburn.....H	78-90	L
F-20	Mississippi State.....H	74-63	W
F-23	LSU.....A	49-69	L
F-27	Kentucky.....A	54-58	L
M-1	Alabama.....H	91-88	W
M-4	Arkansas.....H	81-72	W
M-8	Georgia.....A	76-62	W
SEC TOURNAMENT			
M-13	Georgia (ot).....4	95-97	L
NATIONAL INVITATION TOURNAMENT			
M-19	UC Santa Barbara.....H	83-68	W
M-24	Nebraska (ot).....H	85-75	W
M-26	Virginia Tech.....A	81-72	W
4-1	Ohio State.....5	69-81	L

Key to Neutral Sites: 1- Jackson, Miss.; 2- San Juan, Puerto Rico; 3- Southaven, Miss.; 4- Atlanta, Ga.; 5- New York, N.Y.

2008-09

Record: 16-15, 7-9 SEC
Head Coach: Andy Kennedy

N-14	Arkansas State.....H	65-52	W
N-18	South Alabama.....H	89-71	W
N-21	Utah.....1	72-83	L
N-23	Marshall.....1	82-78	W
N-26	UCF.....H	78-46	W
N-29	Morgan State.....H	78-70	W
D-3	West Virginia.....H	78-80	L
D-6	New Orleans.....A	78-65	W
D-13	New Mexico.....A	70-103	L
D-15	Alabama State.....H	85-81	W
D-18	#9 Louisville.....2	68-77	L
D-22	Florida A&M.....H	86-63	W
D-30	Southern Miss.....3	59-78	L
J-3	Nicholls.....H	53-41	W
J-10	Florida.....A	68-78	L
J-14	Arkansas.....H	74-65	W
J-17	LSU.....H	51-83	L
J-21	Alabama.....A	73-76	L
J-24	South Carolina.....A	71-82	L
J-27	#24 Kentucky.....H	85-80	W
J-31	Mississippi State.....A	67-63	W
F-4	Auburn.....H	78-59	W
F-7	Vanderbilt.....A	61-71	L
F-14	LSU.....A	66-73	L
F-18	Tennessee.....H	81-65	W
F-21	Georgia.....H	69-47	W
F-25	Auburn.....A	64-77	L
F-28	Alabama.....H	69-90	L
M-4	Arkansas (ot).....A	98-91	W
M-7	Mississippi State.....H	80-82	L
SEC TOURNAMENT			
M-12	Kentucky.....4	58-71	L

Key to Neutral Sites: 1- Daytona Beach, Fla.; 2- Cincinnati, Ohio; 3- Biloxi, Miss.; 4- Tampa, Fla.

2009-10

SEC WESTERN DIVISION CHAMPIONS
NIT - FINAL FOUR
Record: 24-11, 9-7 SEC
Head Coach: Andy Kennedy

N-13	UALR.....H	92-64	W
N-16	Alabama State.....H	90-53	W
N-19	Indiana.....1	89-71	W
N-20	Kansas State.....1	86-74	W
N-22	#5 Villanova.....1	67-79	L
N-29	Tex. A&M-Corpus Christi.....H	73-58	W
D-2	Arkansas State.....A	79-57	W
D-5	Southern Miss.....H	81-79	W
D-12	McNeese State.....H	83-67	W
D-16	UTEP (ot).....2	91-81	W
D-19	Centenary.....H	108-64	W
D-23	#6 West Virginia.....A	66-76	L
D-29	Jacksonville State.....H	90-75	W
J-5	UCF.....H	84-56	W
J-9	Mississippi State.....H	75-80	L
J-13	Georgia.....A	80-76	W
J-16	#9 Tennessee (ot).....A	69-71	L
J-20	South Carolina.....H	66-57	W
J-23	LSU.....A	73-63	W
J-28	Auburn.....A	84-74	W
J-31	Arkansas.....H	73-80	L
F-2	#3 Kentucky.....A	75-85	L
F-6	Alabama.....H	74-67	W
F-11	Mississippi State.....A	63-71	L
F-18	#17 Vanderbilt.....H	78-82	L

F-20	Florida.....H	61-64	L
F-24	Auburn.....H	85-75	W
F-27	Alabama.....A	76-73	W
M-4	LSU.....H	72-59	W
M-6	Arkansas.....A	68-66	W
SEC TOURNAMENT			
M-12	#13 Tennessee.....3	65-76	L
NATIONAL INVITATION TOURNAMENT			
M-17	Troy.....H	84-65	W
M-19	Memphis.....H	90-81	W
M-23	Texas Tech (2ot).....H	90-87	W
M-30	Dayton.....4	63-68	L

Key to Neutral Sites: 1- San Juan, Puerto Rico; 2- Southaven, Miss.; 3- Nashville, Tenn.; 4- New York, N.Y.

2010-11

NATIONAL INVITATION TOURNAMENT
Record: 20-14, 7-9 SEC
Head Coach: Andy Kennedy

N-12	Arkansas State.....H	68-60	W
N-17	Murray State.....H	77-61	W
N-20	Dayton (ot).....H	71-78	L
N-26	Penn State.....H	84-71	W
N-30	Miami (Fla.).....A	73-86	L
D-4	Southern Miss.....H	86-81	W
D-11	UALR.....H	80-40	W
D-13	Mississippi Valley St.....H	101-69	W
D-18	ETSU.....H	71-50	W
D-22	Texas State.....1	83-72	W
D-23	Colorado State.....1	61-68	L
D-24	Saint Louis.....1	69-61	W
D-30	Alcorn State.....H	100-62	W
J-2	Southeastern La.....H	68-59	W
J-5	SMU.....A	75-57	W
J-8	Florida.....A	71-77	L
J-13	Mississippi State.....H	64-69	L
J-15	#24 Georgia.....H	76-98	L
J-19	Vanderbilt.....A	74-84	L
J-22	LSU.....A	78-51	W
J-29	Tennessee.....H	57-74	L
F-1	#10 Kentucky.....H	71-69	W
F-5	Arkansas.....A	69-60	W
F-9	LSU.....H	66-60	W
F-12	Alabama.....A	64-74	L
F-16	Auburn.....H	90-59	W
F-19	Mississippi State.....A	58-71	L
F-22	South Carolina.....A	73-79	L
F-26	Alabama.....H	68-63	W
M-2	Auburn.....A	73-76	L
M-5	Arkansas.....H	84-74	W
SEC TOURNAMENT			
M-10	South Carolina.....2	66-55	W
M-11	#15 Kentucky.....2	66-75	L
NATIONAL INVITATION TOURNAMENT			
M-16	California.....A	74-77	L

Key to Neutral Sites: 1- Cancun, Mexico; 2- Atlanta, Ga.

2011-12

NATIONAL INVITATION TOURNAMENT
Record: 20-14, 8-8 SEC
Head Coach: Andy Kennedy

N-11	Louisiana-Monroe.....H	60-38	W
N-14	Grambling.....H	69-39	W
N-18	Drake.....1	63-59	W
N-20	#19 Marquette.....1	66-96	L
N-21	TCU.....1	80-69	W
N-25	Miami (Fla.) (ot).....H	64-61	W
D-1	DePaul.....A	70-68	W
D-4	Penn State.....A	72-70	W
D-10	Mississippi Valley State.....H	80-56	W
D-14	Louisiana-Lafayette.....H	66-54	W
D-17	Southern Miss.....A	82-86	L
D-21	Middle Tennessee.....2	56-68	L
D-30	Dayton.....A	50-62	L
J-3	SMU.....H	50-48	W
J-7	LSU.....A	55-81	L
J-11	Arkansas.....H	71-63	W
J-14	Auburn (2ot).....A	68-69	L
J-18	#15 Mississippi State.....H	75-68	W
J-21	Georgia.....A	66-63	W
J-26	#13 Florida.....H	60-64	L
J-28	South Carolina.....H	66-62	W
F-4	Alabama (2ot).....		



RECORDS

F-9	#18 Mississippi State	A	60-70	L
F-11	Auburn	H	61-54	W
F-16	Vanderbilt	H	76-102	L
F-18	#1 Kentucky	A	62-77	L
F-22	Tennessee	A	60-73	L
F-25	LSU	H	72-48	W
F-28	Arkansas	A	77-75	W
M-3	Alabama	H	60-51	W
SEC TOURNAMENT				
M-8	Auburn	H	68-54	W
M-9	Tennessee (ot)	H	77-72	W
M-10	Vanderbilt	H	53-65	L
NATIONAL INVITATION TOURNAMENT				
M-14	Illinois State (ot)	H	93-96	L

Key to Neutral Sites: 1- St. Thomas, U.S. Virgin Islands; 2- Southaven, Miss.; 3- New Orleans, La.

J-22	Vanderbilt	A	63-52	W
J-25	Mississippi State	H	82-63	W
J-29	Tennessee	A	70-86	L
F-1	South Carolina	H	75-71	W
F-4	Kentucky	A	64-80	L
F-8	Missouri	H	91-88	W
F-11	Alabama	A	64-67	L
F-15	Georgia	A	60-61	L
F-18	Kentucky	H	70-84	L
F-22	Florida	H	71-75	L
F-26	Alabama	H	79-67	W
M-1	Texas A&M	A	60-71	L
M-5	Arkansas	A	80-110	L
M-8	Vanderbilt	H	65-62	W

SEC TOURNAMENT				
M-13	Mississippi State	H	78-66	W
M-14	Georgia	H	73-75	L

Key to Neutral Sites: 1- Brooklyn, N.Y.; 2- Atlanta, Ga.
% = SEC/Big 12 Challenge

J-19	South Carolina (ot)	H	74-77	L
J-23	Mississippi State	A	77-83	L
J-27	Auburn	H	80-63	W
J-30	Kansas State	%	64-69	L
F-3	Missouri	A	76-73	W
F-6	Vanderbilt	H	85-78	W
F-9	Florida	A	72-77	L
F-13	Arkansas	H	76-60	W
F-16	Texas A&M	A	56-71	L
F-20	Auburn	A	69-59	W
F-23	Missouri	H	85-76	W
F-27	Georgia	A	66-80	L
M-2	Mississippi State	H	86-78	W
M-5	Tennessee	A	83-60	W

SEC TOURNAMENT				
M-10	Alabama	H	73-81	L

Key to Neutral Sites: 1- Charleston, S.C.; 2- Atlanta, Ga.
% = SEC/Big 12 Challenge

J-20	Arkansas	A	93-97	L
J-23	Alabama	H	78-66	W
J-27	%Texas	A	72-85	L
J-30	#11 Auburn	H	70-79	L
F-3	#18 Tennessee	A	61-94	L
F-6	Missouri	H	69-75	L
F-10	LSU	A	66-82	L
F-13	Arkansas	H	64-75	L
F-17	Mississippi State	A	62-79	L
F-20	Missouri (ot)	A	90-87	W*
F-24	#19 Tennessee	H	65-73	L*
F-28	#23 Kentucky	A	78-96	L*
M-3	Vanderbilt	H	69-82	L*

SEC TOURNAMENT				
M-7	South Carolina	H	84-85	L*

Key to Neutral Sites: 1- Las Vegas; 2- St. Louis, Mo.
% = SEC/Big 12 Challenge
*Tony Madlock served as interim head coach

2012-13

SEC TOURNAMENT CHAMPIONS NCAA TOURNAMENT THIRD ROUND

Record: 27-9, 12-6 SEC				
Head Coach: Andy Kennedy				
N-9	Mississippi Valley State	H	93-57	W
N-13	Coastal Carolina	H	90-72	W
N-16	UALR	H	92-52	W
N-20	McNeese State	H	76-50	W
N-23	Lipscomb	H	91-45	W
D-1	%Rutgers	H	80-67	W
D-8	Middle Tennessee	A	62-65	L
D-14	ETSU	H	77-55	W
D-19	Loyola Marymount	A	73-70	W
D-22	Indiana State (ot)	1	85-87	L
D-23	San Francisco	1	85-78	W
D-25	Hawaii	1	81-66	W
J-4	Fordham	H	95-68	W
J-9	Tennessee	A	92-74	W
J-12	#10 Missouri	H	64-49	W
J-15	Vanderbilt (ot)	A	89-79	W
J-19	Arkansas	H	76-64	W
J-24	Tennessee	H	62-56	W
J-26	Auburn	A	63-61	W
J-29	Kentucky	H	74-87	L
F-2	#4 Florida	A	64-78	L
F-6	Mississippi State	H	93-75	W
F-9	#21 Missouri	A	79-98	L
F-13	Texas A&M	A	67-69	L
F-16	Georgia (ot)	H	84-74	W
F-20	South Carolina	A	62-63	L
F-23	Auburn	H	88-55	W
F-27	Texas A&M	H	82-73	W
M-2	Mississippi State	A	67-73	L
M-5	Alabama	H	87-83	W
M-9	LSU	A	81-67	W

SEC TOURNAMENT

M-15	Missouri	H	64-62	W
M-16	Vanderbilt	H	64-52	W
M-17	#13 Florida	H	66-63	W

NCAA TOURNAMENT

M-22	#18 Wisconsin	H	57-46	W
M-24	LaSalle	H	74-76	L

Key to Neutral Sites: 1- Honolulu, Hawaii; 2- Nashville, Tenn.; 3- Kansas City, Mo.
% = SEC/Big East Challenge

2013-14

Record: 19-14, 9-9 SEC				
Head Coach: Andy Kennedy				
N-8	Troy	H	69-54	W
N-16	Coastal Carolina	A	72-70	W
N-22	Mississippi Valley State	H	111-82	W
N-26	North Carolina A&T	H	84-50	W
N-29	Georgia Tech	1	77-67	W
N-30	Penn State	1	79-76	W
D-5	%Kansas State	A	58-61	L
D-8	Oregon (ot)	H	105-115	L
D-14	Middle Tennessee	H	72-63	W
D-18	Louisiana-Monroe	H	75-62	W
D-22	Mercer	H	76-79	L
D-30	Western Kentucky	A	79-74	W
J-4	Dayton (ot)	H	80-83	L
J-9	Auburn	H	65-62	W
J-11	Mississippi State	A	72-76	L
J-15	LSU (ot)	H	88-74	W
J-18	South Carolina	A	75-74	W

2014-15

NCAA TOURNAMENT SECOND ROUND

Record: 21-13, 11-7 SEC				
Head Coach: Andy Kennedy				
N-14	Charleston Southern	H	66-65	L
N-17	Troy	H	74-64	W
N-20	Southern	H	69-38	W
N-23	Northern Arizona	H	80-74	W
N-28	#23 Creighton	1	75-68	W
N-29	Cincinnati	1	66-54	W
D-4	%TCU	H	54-66	L
D-7	Oregon (ot)	A	79-73	W
D-13	Western Kentucky	H	74-81	L
D-18	Coastal Carolina	H	71-68	W
D-22	Southeast Missouri	2	82-51	W
D-30	Dayton	A	74-78	L
J-3	Austin Peay	H	92-63	W
J-6	#1 Kentucky (ot)	A	86-89	L
J-10	South Carolina	H	65-49	W
J-14	LSU	H	71-75	L
J-17	#19 Arkansas	A	82-96	W
J-20	Georgia	A	64-69	L
J-24	Florida	H	72-71	W
J-28	Mississippi State	H	79-73	W
J-31	Missouri	A	67-47	W
F-4	Texas A&M	H	69-59	W
F-7	Auburn	A	86-79	W
F-12	Florida	A	62-61	W
F-14	Arkansas	H	70-71	L
F-19	Mississippi State	A	71-65	W
F-21	Tennessee	H	59-57	W
F-25	Georgia	H	72-76	L
F-28	LSU	A	63-73	L
M-3	Alabama	A	82-74	W
M-7	Vanderbilt	H	77-86	L

SEC TOURNAMENT

M-12	South Carolina	H	60-58	L
------	----------------	---	-------	---

NCAA TOURNAMENT

M-17	BYU	H	94-90	W
M-19	Xavier	H	76-57	L

Key to Neutral Sites: 1- Destin, Fla.; 2- Southaven, Miss.; 3- Nashville, Tenn.; 4- Dayton, Ohio; 5- Jacksonville, Fla.

2015-16

Record: 20-12, 10-8 SEC				
Head Coach: Andy Kennedy				
N-13	Northwestern State	H	90-76	W
N-16	Georgia Southern	H	82-72	W
N-19	George Mason	1	62-68	L
N-20	Towson	1	76-60	W
N-22	Seton Hall	1	63-75	L
N-25	Georgia State	H	68-59	W
N-28	Bradley	A	67-54	W
D-5	Massachusetts	A	74-64	W
D-12	Southeastern Missouri	H	75-64	W
D-15	Louisiana Tech	H	99-80	W
D-18	Memphis	A	85-79	W
D-22	Troy (ot)	H	83-80	W
J-2	Kentucky	A	61-83	L
J-7	Alabama	H	74-66	W
J-9	Georgia	H	72-71	W
J-13	LSU	A	81-90	L
J-16	Florida	H	71-80	L

2016-17

NATIONAL INVITATION TOURNAMENT

Record: 22-14, 10-8 SEC				
Head Coach: Andy Kennedy				
N-11	UT Martin	H	86-83	W
N-14	UMass	H	90-88	W
N-18	Oral Roberts (ot)	1	95-88	W
N-20	Saint Joseph's	1	81-68	W
N-21	#12 Creighton	1	77-86	L
N-24	Montana	H	86-81	W
N-30	Middle Tennessee	H	62-77	L
D-3	Memphis	H	85-77	W
D-11	Virginia Tech	A	75-80	L
D-15	Murray State	H	78-73	W
D-19	Bradley	H	66-49	W
D-22	South Alabama	H	92-58	W
D-29	#8 Kentucky	A	76-99	L
J-3	#24 Florida	A	63-70	L
J-7	Auburn	H	88-85	W
J-11	Georgia	H	47-69	L
J-14	South Carolina	A	56-67	L
J-17	Tennessee	H	80-69	W
J-21	Missouri	A	75-71	W
J-25	Texas A&M	H	76-80	L
J-28	#5 Baylor	H	75-78	L
J-31	Mississippi State	H	88-61	W
F-4	Vanderbilt	A	81-74	W
F-8	Tennessee	A	66-75	L
F-11	Auburn	H	90-84	W
F-14	LSU	H	96-76	W
F-18	Arkansas	A	80-98	L
F-21	Mississippi State (ot)	A	87-82	W
F-25	Missouri	H	80-77	W
M-1	Alabama	A	55-70	L
M-4	South Carolina	H	75-70	W

SEC TOURNAMENT

M-9	Missouri	H	86-74	W
M-10	Arkansas	H	72-73	L

NIT Tournament


M-14	Monmouth	A	91-83	W
M-18	Syracuse	A	85-80	W
M-21	Georgia Tech	H	66-74	L

Key to Neutral Sites: 1- U.S. Virgin Islands; 2- Nashville, Tenn.
% = SEC/Big 12 Challenge

2017-18

Record: 12-20, 5-13 SEC				
Head Coach: Andy Kennedy				
N-10	Louisiana	H	94-76	W
N-13	Eastern Kentucky	H	85-75	W
N-17	Georgia State	H	77-72	W
N-20	Utah	1	74-83	L
N-22	Rice	1	79-62	W
N-28	South Dakota State (ot)	H	97-99	L
D-2	Virginia Tech (ot)	H	80-83	L
D-9	Middle Tennessee	A	58-77	L
D-13	Sam Houston State	H	82-69	W
D-16	Illinois State (ot)	H	97-101	L
D-19	Texas A&M-Corpus Christi	H	85-63	W
D-22	Bradley	H	82-59	W
D-31	South Carolina	H	74-69	W
J-3	Georgia	A	60-71	L
J-6	Mississippi State	H	64-58	W
J-9	#22 Auburn	A	70-85	L
J-13	Florida	H	78-72	W
J-16	Texas A&M	A	69-71	L

Just Do It.



THE PAVILION AT OLE MISS



The centerpiece of the Forward Together campaign is the state-of-the-art \$96.5-million Pavilion at Ole Miss. On July 31, 2014, ground was broken on the 225,000-square foot arena that officially opened its doors on January 7, 2016 with the Rebel men's basketball team's victory over Alabama.

Designed by AECOM and built by BL Harbert, The Pavilion boasts a capacity of 9,500 fans and includes a number of first-class amenities, including courtside and baseline seating for students, three premium club areas for fans and more than 1,700 premium seats all within an intimate seating bowl. The men's and women's locker rooms measure almost 1,500 square feet, while the facility also houses two visiting team locker rooms, officials' locker rooms, a volleyball locker room and green room space.

Ole Miss worked with Daktronics to design, manufacture and install what was the largest center-hung video display board in college sports at the time with nearly 2,400 square feet of LED. The center-hung configuration consists of 13 video displays for a total of more than 3.6 million LEDs. It includes four main video displays, two undermount video displays, four corner displays and three 360-degree rings.

THE PAVILION AT OLE MISS FILE

CAPACITY: 9,500

OPENED: JANUARY 7, 2016

OLE MISS' OVERALL RECORD IN FACILITY: 20-8 (.714 WIN PCT. - 2 SEASONS)

(SEE PAGES 132 FOR PAVILION RECORDS)

The main entrance and north lobby of The Pavilion features the C Spire Speedzone, an interactive lounge through partnership with C Spire that also includes Steak 'n Shake, Raising Cane's, Rebel Shop by Fanatics and a ticket office. The C Spire Speedzone offers a lightning fast, 1 gigabit-per-second, fiber optic-enabled Wi-Fi network as well as social media digital displays, power port enabled charging stations and a kiosk to purchase mobile devices and accessories.

The Pavilion also includes a five-story parking garage with 800 spaces that services the entire campus community.

The placement of The Pavilion allows Ole Miss to further enhance its athletics complex - better connecting athletics to the heart of the best campus in higher education. This centralized location creates an impressive "front door" for

Rebel Athletics and a destination point not only on a gameday but every day of the week.

The Pavilion at Ole Miss is the crown jewel of the Forward Together Campaign, which surpassed its original goal of \$150 million in just more than four years and continues toward its new goal of \$200 million. Other components of the campaign includes the north end zone expansion and suite renovations at Vaught-Hemingway Stadium, renovation of the Gillom Center, FedEx Academic Support Center and Starnes Athletic Training Center, as well as other future projects.

TUOHY BASKETBALL CENTER

Ole Miss Basketball's chances of becoming a prominent program in the national hoops landscape took a big jump when Ole Miss announced plans in January 2008 to raise funds for the construction of a multi-million dollar practice facility for use by the men's and women's teams.

After two years, the sparkling new \$13 million, 51,000-square-foot facility opened in January 2010.

In November 2014, the facility was named the Tuohy Basketball Center in honor of former Rebel hoops great Sean Tuohy and his family for their contributions to Ole Miss.

"Thanks so much to Sean and Leigh Anne Tuohy for their great gift to create one of the best practice facilities in all of college basketball," said head coach Kermit Davis, who was amazed at the first class facility when he arrived as the Rebels' new head coach on March 15, 2018.

The facility includes four distinct spaces - public, staff (coaches), team and individual practice courts for both men's and women's teams.

Spaces for the public include an attractive main rotunda/lobby to receive visitors and a multimedia/entertainment meeting room that can be used for press conferences as well as for video presentations and team functions.

The staff/coaches spaces are adjacent to the rotunda/lobby, where receptionists direct visitors to their destinations. A separate entrance for coaches is provided. Coaches' offices, a conference room, a copy center, and staff locker and dressing facilities complete the suites. The head coaches' offices provide direct access to and view of their respective practice courts.



TUOHY BASKETBALL CENTER FILE

OPENED: JANUARY 2010

TOTAL COST: AROUND \$13 MILLION

SQUARE FOOTAGE: 51,000

LOCATION: CORNER OF CHUCKY MULLINS DRIVE AND HILL DRIVE



Entry Way



Practice Court



Players Locker Room



Weight Room

The team spaces are specialized with shared weight and training rooms, and separate men's and women's film rooms, including computer terminals and video access. Separate team lounges also include computer access, game area and a kitchenette. Finally, there are spacious locker and dressing facilities, with a central

laundry, video editing rooms, small guest viewing space of the courts, storage and equipment storage.

Individual practice courts for the men's and women's teams eliminate the scheduling conflicts that occur regularly when both teams are sharing one court for all practices and games. Practice courts for each team allow both the men and women to maximize their practice time and achieve their full potential as players. Additional space was included to provide for individual practice of three-point shooting without interrupting others practicing.

Yates Construction was awarded the contract to build the Tuohy Basketball Center on the Ole Miss campus.

"We really appreciate the commitment that Bill Yates and his company have made to Ole Miss Athletics," said former Ole Miss Athletics Director Pete Boone.

The design team included Mills & Mills Architects, PC (Architect), CGM Group (Mechanical), The Power Source (Electrical), Williams Engineering (Site) and Springer Engineering (Structural).

The facility is located on the corner of Chucky Mullins Drive and Hill Drive, across from the Gillom Sports Center, and within sight of The Pavilion at Ole Miss. With its red brick and white columns matching the campus architecture, the structure is a cornerstone in the impressive complex of athletics facilities on the southwest corner of campus.

FEDEX STUDENT-ATHLETE SUCCESS CENTER

Since May 2007, Ole Miss student-athletes have benefitted tremendously from their first-class on-campus learning environment - the FedEx Student-Athlete Success Center.

FedEx Corporation announced on April 14, 2005, a \$2.5 million gift over five years to the University of Mississippi to create such an elite academic support center for student-athletes.

The center provides state-of-the-art computer facilities and space for study halls and tutoring for men and women student-athletes, as well as additional classrooms for all students.

"FedEx has always been a strong supporter of educational initiatives at all levels," said Mike Glenn, executive vice president of marketing development and corporate communications. "This contribution to the University of Mississippi is an extension of our commitment to helping improve the academic resources available to students, and student-athletes in particular."

Glenn said FedEx and Ole Miss are committed to providing a strong academic foundation to enable students to reach their full potential.

"The FedEx Center is one of the best academic facilities in college athletics," said Vice Chancellor for Intercollegiate Athletics Ross Bjork. "It is the lifeblood of our student-athlete development and the chief recruiting tool for Ole Miss Athletics. Students come first in everything we do, and we cannot thank FedEx enough for their leadership and commitment."

The money was used to renovate a portion of the Starnes Athletic Center—which formerly housed football locker rooms, a weight room and training facilities—next to Vaught-Hemingway Stadium on All-American Drive. The 22,500-square-foot building now houses the Office of Student-Athlete Academic Support, including offices, conference rooms, 20 large and small group tutoring rooms, a large study area, a multi-media classroom, computer lab and 150-seat high-tech auditorium. The project was completed in

May 2007 with an approximate cost of \$5 million.

In accepting the FedEx gift, university officials said the new center provides an important link in the university's goal to compete at the highest level in every aspect of its intercollegiate programs.

"American public universities are the best in the world largely because of the generosity of American corporations," said then-UM Chancellor Robert Khayat. "FedEx sets the standard for philanthropy by which others are measured. In this case, Ole Miss student-athletes are the primary beneficiaries, but all our students will benefit and, as a result, our entire state benefits."

In addition to this gift to the University, FedEx supports several endowed scholarship programs, the Whitten Chair in Law, the Lott Leadership Institute, the William Winter Institute for Racial Reconciliation and William Faulkner's historic home, Rowan Oak.



MANNING CENTER

Among the finest facilities in all of college athletics, the Olivia and Archie Manning Athletics Performance Center at Ole Miss is the crown jewel in the growing athletics compound surrounding Vaught-Hemingway Stadium.

Ole Miss named the facility in honor of the Mannings in 2013, recognizing their extraordinary contributions to the University of Mississippi.

The renovation and expansion of the Manning Center was made possible by gifts to the Forward Together Campaign. In partnership with Ole Miss Athletics, the Manning family and the family of Billy Van Devender made significant contributions to the campaign in order to honor Olivia and Archie in this special way.

"The Manning Center speaks a great deal to our donor support, our athletics tradition and the future of our program," said Ole Miss Vice Chancellor for Intercollegiate Athletics Ross Bjork. "I have been all over the nation, and this is one of the most impressive out there. We are excited about the numerous enhancements we've made to this facility, and it will continue to serve as a tremendous recruiting

asset for all of Ole Miss Athletics."


Located beside the South End Zone of Vaught-Hemingway Stadium, the Rebels moved into the spectacular \$18 million multi-purpose structure in fall 2004.

As part of the Forward Together campaign, a \$12.5 million renovation and expansion commenced in early 2013. The project was built in phases and completed in early 2014.

Among the upgrades was the construction of a full kitchen and dining hall that is part of the Ole Miss dining program and open to every student, faculty and staff member. The "Grill at 1810" provides a nutrition center for all Ole Miss student-athletes. The Roland and Sheryl Burns Team Meeting Room was constructed on the north end of the facility lawn between the building and the south end zone of Vaught-Hemingway Stadium. It seats approximately 200, doubling the capacity of the previous team room, and the meeting area was outfitted with state-of-the-art audio/video equipment and coaching software. Adjacent to the team room is a new head coach's office, putting all of the staff on the same level in the renovated coaching suite.

In addition to the team room, a new front door and recruiting room was added on the site of the old team room and pays tribute to the contributions of Ben Williams and James Reed, Ole Miss' first two African-American football student-athletes. The Williams-Reed Football Foyer celebrates the rich tradition of Rebel football with recruits, alumni and fans with interactive exhibits and memorable images from the program's history.

The existing weight room was expanded on the east side of the Manning Center, widening the area by 2,000 square feet. On the west side, the locker room was overhauled and enhanced to include new player lounges and renamed the Van Devender Family Foundation Locker Room. Also, the Mattingly Family Equipment Room has been renamed to honor the memory of the late Thomas J. Mattingly and his family. AECOM, CDFL and Tipton & Associates were the architects of the renovations and expansions to the Manning Center.



OLE MISS ATHLETICS FACILITIES

VAUGHT-HEMINGWAY STADIUM




A renovated Vaught-Hemingway Stadium opened in 2016 with a new capacity of 64,038. It features a new student section in the north end zone, 30 new luxury suites and 770 club level seats in the south end zone is being renovated and refurbished west suites.

OXFORD-UNIVERSITY STADIUM/SWAYZE FIELD



Ole Miss boasts one of the nation's premier college baseball venues. Mike Bianco's Rebels have annually ranked among the top five in college baseball attendance, while hosting eight NCAA Regionals and three Super Regionals.

OLE MISS TRACK & FIELD COMPLEX



Sparkling \$7.2 million renovation with top-of-the-line Beynon Sports Surface completed in September 2016.

OLE MISS SOFTBALL COMPLEX



Ole Miss' impressive softball field and hitting facility played host to the 2011 SEC Softball Tournament.

TUOHY CENTER



Opened in 2010, this \$13 million, 51,000-sq.-ft. facility includes team rooms, offices and two practice courts.

GILLOM CENTER



A massive 2017 renovation makes this women's sports complex, including new volleyball court, an elite training facility.

OLE MISS SOCCER STADIUM



Known for its immaculately kept pitch, Ole Miss soccer boasts a beautiful facility adjacent to the Gilgom Center.

PALMER-SALLOUM TENNIS CENTER



Dramatic enhancements were made in 2012 to what was already one of the nation's top tennis facilities.

OLE MISS GOLF COURSE



The Rebel golf teams enjoy a recently renovated short-game facility adjacent to the Whitten Golf Center.

PATRICIA C. LAMAR CENTER



The Patricia C. Lamar National Guard Readiness Center is easily one of the top college rifle facilities in the nation.

OLE MISS INDOOR TENNIS CENTER



The new Indoor Tennis Center pairs with the Palmer-Salloum Center to give Ole Miss some of the best facilities in college tennis.



HEALTH AND SPORTS PERFORMANCE

Under the leadership of athletics director Ross Bjork, Ole Miss launched the unique and comprehensive Health and Sports Performance program in July 2012, which takes a holistic approach to providing optimal health care for the demands of elite student-athletes. Through a complete collaboration between all services provided in the Health and Sports Performance model, Ole Miss is ensured not only healthy student-athletes, but ones that can achieve peak performance. These services include strength and conditioning, athletic training, team physicians, physical therapy, massage therapy, sports psychologist and sports nutrition.

“Our team of Health and Sports Performance professionals strive to provide quality health and sports performance services based on the latest in health and strength training research,” said Shannon Singletary, Senior Associate A.D. for Health and Sports Performance. “By doing this we hope to not only provide our student-athletes with a better chance of winning on the field but also give them an opportunity to lead a healthy lifestyle.”

Ole Miss Health and Sports Performance has strong working relationships with student health services, local physicians and Baptist Memorial Hospital-North Mississippi, which is located just miles from the Oxford campus. The department also taps into its own University of Mississippi Medical Center in Jackson for world-class treatment from multiple specialties including orthopedics, neurology and cardiology.

The Rebels enjoy a partnership with a team of orthopedic surgeons that includes: Daniel Boyd, M.D.; Kure Luber, M.D. and Cooper Terry, M.D., from Oxford Orthopedic and Sports Medicine, as well as William Geissler, M.D. and Bob McGuire, M.D., from the University of Mississippi Medical Center.

Jeff Dennis, M.D., also provides primary care services as a part of the Internal Medicine Associates of Oxford.

Ole Miss’ athletic trainers begin treatment and rehabilitation as early as 6 a.m. and are available until the last student-athlete is finished with practice or competition. There are cur-

rently six athletic training facilities on campus with the two main athletic training rooms located in the Starnes Athletic Training Center and the Manning Center. In addition, there are four satellite athletic training rooms located in The Pavilion at Ole Miss, Tuohy Basketball Center, Gillom Sports Center and Oxford-University Stadium/Swayze Field.



Andrew Beyke
Asst. Athletic Trainer

The main athletic training rooms are stocked with equipment such as digital x-ray systems, stationary bikes, laser therapy equipment, therapeutic modalities, underwater treadmills and Biodex testing equipment. Each component is strategically designed to not only give the student-athletes the best care but also aid in returning them to competition as quickly and safely as possible.



REBEL STRENGTH AND CONDITIONING

MISSION:

The mission of the Ole Miss strength and conditioning program is to develop the specific physical and mental abilities as well as the lifestyle habits of our student athletes that will allow them to achieve the highest attainable levels of success.

We will demand discipline, relentlessness and intelligent effort while we work toward improving each athlete’s skill level. We will cultivate a high-energy, up-tempo environment where enthusiasm and competition will flourish. We will attack this mission with a scientifically supported, comprehensive approach and specific considerations of the metabolic demands and injury risks of our sport. Training must prepare the athlete for the specific competitive stress load of their sport.

Top priority is to develop improved coordination during the execution of speed, power and strength movements. We will seek to develop each athlete’s individual ideal movement patterns, while maximally developing their strength, power, speed and agility. Everything we do in training is done to help the athletes more efficiently execute the movement requirements of their sport.

The environment in the weight room must be one of high effort, intensity and excitement. An attitude will be established through training that will carry over onto the playing field. Discipline, hard work and vigor will become permanent traits of the athletes.

There are no greater facilities at which to train athletes than at Ole Miss. With the opening of the basketball practice facility in January 2010, the Rebels’ hoops teams now have first-class weight training facilities all to their own, with equipment tailored specifically to meet the needs of elite college basketball athletes - free weights, strength and cardiovascular

machines and a fully-stocked nutrition counter. Additionally, the teams still have access to the 10,000-square-foot weight room at the majestic Manning Center.

With the Tuohy Basketball Center’s oversized practice court and the Manning Center’s full-sized indoor practice field, the Rebels’ extensive workouts touch on every area of fitness and conditioning and prepare their bodies fully for intense SEC battles.

Strength coach Riley Allen is in his first year at Ole Miss after serving as the assistant director of athletics for sports performance at Saint Louis since September 2016, working specifically with the men’s and women’s basketball programs. Allen is a graduate of the University of Mississippi, earning a bachelor’s degree in 2011 as well as a master’s degree in 2013. He graduated from nearby Lafayette High School in 2008.



Riley Allen
Asst. Strength & Conditioning Coach



OLE MISS ATHLETICS

VISION

The Department of Intercollegiate Athletics at The University of Mississippi will strive to be the number one academic and athletics program through the strong emphasis of core values and the opportunity to experience athletic pursuits at the highest level.

PURPOSE

The ultimate purpose of the Ole Miss Department of Intercollegiate Athletics is to develop students to their fullest potential through athletics.

CORE VALUES

- Academic Excellence
- Integrity
- Social Responsibility
- Student-Athlete Welfare
- University Integration
- Community Engagement
- Competitive Excellence

STUDENT-ATHLETE DEVELOPMENT - ACADEMIC

Ole Miss student-athletes not only have the opportunity to play in one of the best conferences in the nation, they also attend a university that is world-renowned for its academics.

The Office of Student-Athlete Development is committed to helping all Ole Miss student-athletes achieve academic success. Among the staff are two associate directors, three assistant directors, five full-time academic counselors, four learning specialists, two academic interns, a graduate assistant and numerous tutors and academic mentors.

The mission of the FedEx Student-Athlete Success Center is to promote academic excellence and provide quality developmental and need-based programs to help student-athletes become independent and self-reliant learners. In an environment that promotes student development, the staff provides programming and support for all student-athletes from the time they arrive on campus through graduation and beyond. The staff provides resources, experience and knowledge empowering each student-athlete to reach his/her academic, career and personal potential. The FedEx staff pursues this mission by promoting academic success with integrity, strict adherence to university, SEC and NCAA rules, and a dedication to excellence.

Ole Miss has a long history of academic success among its basketball players, which includes three Academic All-Americans and 84 selections to the Southeastern Conference Academic Honor Roll. Last year, two Rebels (Lane Below and Dominik Olejniczak) were named to the SEC Academic Honor Roll.

Among all sports, Ole Miss had 207 student-athletes named to the SEC Academic Honor Rolls in 2017-18 and earned its fourth consecutive 3.00+ cumulative GPA in recorded history after Intersession. With Ole Miss athletics taking its place among the best in the nation, the FedEx Student-Athlete Success Center staff hopes that the Rebel graduates of today have a great impact in the future of tomorrow.



Drew Clinton
Associate Director
Academic Counseling
(Men's Hoops)



STUDENT-ATHLETE DEVELOPMENT - LIFE SKILLS

Student-Athlete Development - Life Skills is a well-rounded program to challenge our student-athletes to be lifelong learners while pursuing continuous improvement academically, relationally, socially, personally, and professionally during and beyond their careers as student-athletes.

The program consists of these five vital components:

- **The Commitment to Academic Excellence** is promoted through a full range of services that include orientation, advising, tutoring, academic skills training and the recognition of academic excellence.
- **The Commitment to Athletic Excellence** is developed by the department's 10 women's and eight men's intercollegiate sports teams. The sponsorship is based on equity and compliance to all University, NCAA and Southeastern Conference rules and regulations.

• **The Commitment to Career Development** is a joint effort of the Ole Miss Athletics Department and Career Center. The goal is to prepare student-athletes for their transition out of sports and into the career development process. Career development components of the program include special workshops and programs for student-athletes and a senior resume brochure.

• **The Commitment to Academic Excellence** is promoted through life skills and personal development seminars and sponsorship of the Student-Athlete Advisory Committee.

• **The Commitment to Service** is promoted - in conjunction with the University Counseling Center - through many community service projects throughout the year. Ole Miss student-athletes are very involved in the community as the community service program continues to grow.



Jennifer Saxon
Assistant AD/Student-
Athlete Development

NCAA COMPLIANCE

BOOSTER

A representative of the institution's athletics interests (booster) is an individual, independent agency, corporate entity or other organization who is known to have been involved in promoting the institution's athletics programs, made financial contributions to the athletics department or booster organizations or provided benefits to enrolled student-athletes and/or their families. For example, you are a booster if you have donated to the Courtside Club, purchased season tickets or employed a student-athlete.

EXTRA BENEFIT?

An extra benefit is any special arrangement by an institutional employee or a booster to provide a student-athlete (or their family) a benefit that is not generally available to other University students or is not expressly authorized by the NCAA. Examples of extra benefits include tickets to sporting events/concerts, reduced cost housing, meals, discounts on services, use of a car, etc. Extra benefits will jeopardize a student-athlete's eligibility.

WHO IS A PROSPECT?

A prospect is a student who has started classes for the ninth grade or above (seventh grade for men's basketball), is attending prep school or junior college or who has withdrawn from a four-year college and plans to transfer. A prospect remains a prospect until they enroll and attend classes for a regular term (i.e. not summer) at the University. This means a prospect remains a prospect even after verbally committing or signing a National Letter of Intent.

WHAT IS INSTITUTIONAL CONTROL?

Institutional control of athletics is a fundamental requirement of NCAA legislation. A University is required to educate boosters on NCAA rules and regulations and monitor the athletics program for adherence to those rules. The University is responsible for the actions of its alumni, boosters and fans. If you have any questions or concerns please contact our office at 662-915-1594.

For current NCAA news and rules follow us on Twitter @RebelCompliance or visit the Compliance web page at www.olemisssports.com.



DR. JEFFREY S. VITTER | CHANCELLOR



Jeffrey S. Vitter is the 17th chancellor of the University of Mississippi and Distinguished Professor of Computer and Information Science. He is a passionate advocate for higher education with over 38 years of experience at noted universities Brown, Duke, Purdue, Texas A&M, and Kansas before becoming chancellor of Mississippi's flagship university in January 2016.

As the chancellor of the state's largest and top-ranked university, Dr. Vitter is a strong proponent of the power of higher education to transform lives, communities, and the world. Under his leadership, Ole Miss is continuing its long legacy of academic excellence and expanding its campus with a \$1 billion construction program that includes a forthcoming state-of-the-art Science Innovation Institute, expansion of the Batson Children's Hospital, and a new recreation center and transportation hub.

Under his guidance, the university has unveiled a new strategic plan, Flagship Forward, and launched

a number of transformative initiatives including the creation of Flagship Constellations, an innovative university-wide research initiative that brings together faculty, staff, students, and partners to find solutions to grand challenges in the areas of big data, brain wellness, community wellbeing, and disaster resilience. Another major focus has been the enhancement of community partnerships through the powerful M Partner initiative, which taps into the talents of the entire university to address core community challenges and goals in order to create sustainable change. Additionally, he is committed to achieving a healthier Mississippi through greater capacity and reach of the University of Mississippi Medical Center.

Dr. Vitter is a renowned computer scientist with research expertise in big data and data science, especially the algorithmic aspects of processing, compressing, and communicating massive amounts of information. He has been elected a Fellow of the Guggenheim Foundation, the American Association for the Advancement of Science, the Association for Computing Machinery, and the Institute of Electrical and Electronics Engineers.

He is a National Science Foundation Presidential Young Investigator, a Fulbright Scholar, and an IBM Faculty Development Awardee.

A native of New Orleans, Vitter graduated in mathematics with highest honors from the University of Notre Dame in 1977 and earned a Ph.D. under Don Knuth in computer science at Stanford University in 1980. He also holds an MBA in 2002 from Duke University.

Dr. Vitter's wife Sharon is a native Kansan and pharmacy alumna of KU. Their three children Jillian, Scott, and Audrey were born in Providence, RI and are Notre Dame alumni. Jillian received her medical degree from Georgetown University and is an assistant professor of anesthesiology at the University of Colorado. Scott, a former U.S. Army Ranger, earned a PhD in mechanical engineering at the University of Texas at Austin and works for Bain & Company in Chicago. Audrey holds a master's degree in supply chain management from Pennsylvania State University and works for G.E. Aviation near Boston. The Vitters are passionate about the arts and genealogy and are huge sports fans.

ATHLETICS COMMITTEE



Dr. Ron Rychlak
Chairman



Michael Barnett
Faculty Senate
Representative



Dr. David Case
Committee
Secretary



Andrew Kilpatrick
Alumni
Representative



Mike Glenn
Alumni
Representative



Dr. Laurel Lambert
University
Faculty



Bobby Bailes
Alumni Association
President



Perry Sansing
University
Staff



Maj. Gen. Leon Collins
Alumni Association
President-Elect



Dr. Brice Noonan
Faculty Senate
Representative



Deano Orr
Alumni
Representative



Dion Kevin
Associated Student
Body President



Dr. Jason Ritchie
University
Faculty



Dr. William Sumrall
Faculty Senate
Representative



Sovent Taylor
University
Staff



Erica McKinley
University
Attorney



LouAnn Woodward, M.D.
Medical Center
Faculty



Dr. Ethel Scurlock
University
Faculty

PAST ATHLETICS COMMITTEE CHAIRMEN



Judge William Hemingway
1920s-37



Dr. T.A. Bickerstaff
1937-72



Dr. Richard Keye
1972-77



Dr. Parham Williams
1978-83



Dr. Max Williams
1983-97



Dr. Robert Weems
1997-2007

ROSS BJORK | VICE CHANCELLOR FOR INTERCOLLEGIATE ATHLETICS



Ross Bjork and his wife, Sonya, have two boys: Payton (12) and Paxton (8). Bjork was announced on March 21, 2012 as the seventh full-time Director of Athletics at Ole Miss and, at the time, was the youngest AD among power five conference institutions. In October 2016, he was named the university's first Vice Chancellor for Intercollegiate Athletics. His six-year plus tenure with the Rebels has produced a new spirit

surrounding Ole Miss Athletics.

Upon his arrival, Bjork reorganized the external relations structure of the department, headlined by a new partnership with multimedia rights holder, IMG Properties, and the rebranding of the Ole Miss Athletics Foundation. He also created the unit for Health and Sports Performance, which combined sports medicine, strength and conditioning, nutrition and counseling services and added a local orthopedic sports medicine component that provides primary sports medicine care for all student-athletes. In addition, he appointed executive level administrators for academic support, finance and facilities/game operations.

Bjork's vision in facilities has transformed the athletics footprint on campus. The basketball programs moved into the nation's finest new arena in January 2016 with the opening of the \$94.5 million Pavilion at Ole Miss. More than \$65 million was infused into Vaught-Hemingway Stadium including a new north end zone, new field club, new and renovated suites, natural grass playing surface, new sound system, new lights, new entry plazas, and three new video boards. All of these enhancements improved on what was already one of the best gameday experiences in college football while increasing capacity by approximately 4,000. A development plan for the Manning Center saw the facility renamed to honor Olivia and Archie Manning while undergoing a \$12.5 million renovation and expansion. A \$13 million overhaul of the Gilcom Center was completed in 2017, a new \$11 million indoor tennis facility opened in January, and a \$20 million baseball project was concluded this year.

Ole Miss has enjoyed unprecedented support under Bjork. Football season attendance records have been shattered over the last six seasons, while season ticket sales reached four straight sellouts. Baseball finished second in the nation in attendance in 2018, extending a streak of 13 straight seasons in the top five, while softball also experienced a record-breaking year for attendance in 2017. The athletics budget has risen from \$57 to \$117 million in just six years, and the Athletics Foundation established a record year for donations with \$45.6 million in cash contributions in 2015-16. The Forward Together capital campaign has risen from \$62 to \$177 million in cash and

pledges toward its increased goal of \$200 million.

Bjork's leadership has translated to tremendous success in the competitive arena. The Rebels have achieved their highest Director's Cup finish in their history each of the last two years, ranking 38th among Division I institutions in 2017-18 and 39th in 2016-17. In 2015-16, Ole Miss was the nation's only school to win nine regular-season football games, 20 regular-season men's basketball games and 40 regular-season baseball games, while the 2014-15 campaign saw the Rebels as one of only two to make a "New Year's Six" bowl and the NCAA Tournament in men's hoops and baseball. Under Bjork's watch, the football team was one of just five to make the "New Year's Six" in each of the first two years of the playoff.

Other highlights include the first College World Series appearance in 42 years, as the baseball team reached the final four in Omaha and captured the SEC Western Division title in 2014. The Diamond Rebs won the West again in 2018 in addition to winning the SEC Tournament Championship. Men's basketball claimed the SEC Tournament crown in 2013, while softball earned its first tourney title in 2017. Baseball, men's hoops and softball are among Rebel programs to earn NCAA postseason berths under Bjork's watch, along with soccer (Sweet 16 in 2015), men's tennis (Sweet 16 in 2018), women's tennis (Sweet 16 in 2018), men's golf (Championship round in 2017), women's golf (Championship round in 2018), men's track and women's track.

Bjork's reign has featured eight national championships, including the first golf medalist with Braden Thornberry in 2017 and first women's tennis champ with Arianne Hartono in 2018. Sam Kendrick took home the pole vault title at both the 2013 and 2014 NCAA Outdoor Track and Field Championships, Raven Saunders grabbed the 2016 outdoor and 2017 indoor crowns in the shot put, the distance medley team captured 2017 indoor medalist honors, and Janeah Stewart won the 2018 outdoor hammer throw. The 2013 SEC West champion men's tennis team also vied for a national title, as the doubles team of Nic Scholtz and Jonas Lutjen advanced to the final four while the team finished top-10 in the polls. The men's track program has reached new heights, finishing fourth in the nation in cross country in 2016 and eighth at the outdoor championships in 2013.

Off the field, Bjork established the goal of a cumulative 3.0 GPA among the student-athlete population when he arrived, and the Rebels achieved that for the first time in program history in 2015-16 and have since maintained the 3.0 mark. In the community, student-athletes are participating in more than 50 service projects per year, and former baseball student-athlete Brady Bramlett has served as Vice-Chair of the NCAA Division Student-Athlete Advisory Committee. Throughout his career, Bjork has placed a great importance on diversity, and in 2013, the athletics department partnered with the William Winter Institute for Racial Reconciliation to launch a community

engagement week, which has become an annual event.

Bjork has taken a leadership role in the Oxford/University community since his arrival. He is a member of the chancellor's leadership team and has served on numerous committees, including the search for a new chancellor and the naming of Chucky Mullins Drive. Bjork has traveled the region each spring speaking to alumni clubs on the Rebel Road Trip and visited nearly 25,000 fans in the first seven years of the caravan. His commitment to the fanbase has also shown through gameday surveys and annual improvements to help maintain Ole Miss as the premier "bucket list" experience in college sports.

Bjork arrived in Oxford after a stint as Director of Athletics at Western Kentucky University, where he quickly established an atmosphere of success. After Bjork made a midseason coaching change, the Hilltopper men's basketball team went on to capture the 2012 Sun Belt Conference Tournament title and advanced to the second round of the NCAA Tournament. Women's volleyball won the conference regular season and tournament in 2011 and reached the NCAA Tournament each of his last two years, while men's and women's cross country each won conference team titles in 2011. WKU's football program posted the greatest one-season improvement in conference wins in the history of the Sun Belt in posting a 7-1 league mark and second-place conference finish. WKU football also signed the conference's top recruiting class each of his last two seasons.

During his tenure, each of WKU's men's and women's athletic teams exceeded the NCAA required 925 Academic Progress Report Rate (APR), and WKU had more individuals honored for their academic achievements by the Sun Belt Conference than any other institution in 2011-12. For the first time in program history, the overall cumulative average GPA was over 3.0 for all 391 student-athletes and 228 maintained a cumulative GPA of 3.0 or higher. Ten of the university's 15 athletic programs posted a cumulative team GPA of 3.0 or better.

The youngest athletics director of the 120 NCAA FBS programs when hired at WKU, Bjork has an extensive career in intercollegiate athletics with more than two decades of experience as an administrator and student-athlete, having worked on the senior staffs at UCLA, the University of Miami and the University of Missouri. He began his administrative career at WKU as an Assistant Development Coordinator in 1996-97.

Bjork, 46, is a native of Dodge City, Kan., and received his bachelor's degree in recreation administration from Emporia State University in 1995 where he was a two-year starter at fullback. Bjork was honored by Emporia State with the 2017 distinguished alumni award. He earned a master's degree in athletic administration from Western Illinois University in December 1996. Bjork has quickly established a leadership role in the SEC by serving as Chair of the awards committee and representing the SEC on the NCAA Men's Basketball Oversight Committee and the NCAA Transfer Working Group.

ATHLETICS LEADERSHIP



Keith Carter
Deputy AD for
Development
and Resource
Acquisition



Lynnette Johnson
Deputy AD for
Sports and
Administration
/ SWA



Michael Thompson
Deputy AD for
External Relations
and Business
Development



Bob Baker
Senior
Associate AD for
Student-Athlete
Development



Julie Owen
Senior
Associate AD
for Compliance



Angela Robinson
Senior Associate
AD for Finance



Shannon Singletary
Senior Associate
AD for Health and
Sports Performance



Joe Swingle
Senior Associate
AD for Facilities and
Event Management



Kyle Campbell
Associate AD
for Communications



Micah Ginn
Associate AD
for Sports Productions
and Creative Services



Jason List
Associate AD
for Marketing and
Fan Experience



Matt Mossberg
Associate AD
for Development/
Major Gifts



Wesley Owen
Associate AD
for Resource
Development



Neal Mead
Assistant AD
for Event
Management



Jennifer Saxon
Assistant AD
for Student-Athlete
Enhancement



Andy Williams
Assistant AD
for Financial
Operations



QUICK FACTS

UNIVERSITY INFORMATION

Name	University of Mississippi (Ole Miss)
Location	Oxford, Miss.
Founded	November 6, 1848
Enrollment	23,258
Nickname	Rebels
Colors	Cardinal Red & Navy Blue
Mascot	Rebel
National Affiliation	NCAA Division I
Conference	Southeastern (SEC)
Chancellor	Dr. Jeffrey S. Vitter (Notre Dame, 1977)
Athletics Director	Ross Bjork (Emporia State, 1995)
NCAA Faculty Representative and Chairman of the Athletic Committee	Dr. Ron Rychlak
Athletics Department Number	662.915.7241
Athletics Ticket Office Number	662.915.7167
University Web Address	www.olemiss.edu
Athletics Web Address	OleMissSports.com
Athletics Gameday Web Address	OleMissGameday.com
Athletics Facebook Page	Ole Miss Athletics
Athletics Twitter Page	@OleMissSports
Ole Miss MBB Facebook Page	Ole Miss Men's Basketball
Ole Miss MBB Twitter Page	@OleMissMBB

BASKETBALL STAFF/INFORMATION

Head Coach	Kermit Davis
Alma Mater	Mississippi State, 1982
Record at Ole Miss/Years	First Season
Overall Record/Years	403-238 (.629 win pct.)/20
Assistant Coaches (Alma Mater)	Win Case (University of Science and Arts of Oklahoma, 1986) Ronnie Hamilton (Duke, 2002) Levi Watkins (NC State, 2005)
Coordinator of Basketball Operations	Thomas Gray (Mississippi College, 2009)
Coordinator of Video Services	Nathan Dye (Ole Miss, 2012)
Strength & Conditioning Coach	Riley Allen (Ole Miss, 2011)
Athletic Trainer	Andrew Beyke (Murray State, 2009)
Senior Staff Assistant	Kara Hobson
Office Phone	662.915.7534
Home Arena	The Pavilion at Ole Miss
Capacity	9,500
Arena Manager	Brendan Dwyer
2017-18 Record	12-20
Southeastern Conference Record/Finish	5-13/14th
Postseason	None
Letterwinners Returning/Lost	7/8
Starters Returning/Lost	3/2
Newcomers (includes redshirts and transfers)	8

BASKETBALL HISTORY

Seasons	108
All-Time Record	1293-1302
NCAA Tournament Appearances	8
NCAA Tournament Record	5-8
Last NCAA Tournament Appearance	2014-15, Round of 64
Best NCAA Tournament Finish	2000-01, Sweet 16
NIT Appearances	12
NIT Record	15-12
Last NIT Appearances	2016-17, Quarterfinals
Best NIT Finish	2007-08, 2009-10, Final Four
SEC Championships (Regular Season, Tournament, Division)	0/2/5
Last SEC Championship	2012-13, Tournament
All-Americans	14

ATHLETICS COMMUNICATIONS

Associate AD/Communications	Kyle Campbell
Associate Director/Men's Basketball Contact	Adam Kuffner
Office Phone	662.915.7031
Cell Phone	662.816.0497
E-mail	kuffner@olemiss.edu
Associate Director	Brad Sheffield
Assistant Director	Mitch Praxl
Assistant Director	Alex Sims
Assistant Director	Caitie Smith
Assistant Director	Tyler Wooten
Graduate Assistant	Patrick Harvey
Graduate Assistant	Chris Lawrence
Graduate Assistant	Will Redmond
Senior Staff Assistant	Ashley Mangrum
Main Office Phone	662.915.7522
Fax	662.915.7006
Mailing Address	908 All-American Drive University, MS 38677

SOUTHEASTERN CONFERENCE

Commissioner	Greg Sankey
Associate Commissioner/Men's Basketball	Dan Leibovitz
Associate Commissioner/Communications	Herb Vincent
Director of Media Relations/Men's Basketball Contact	Craig Pinkerton
Mailing Address	2201 Arrington Blvd. Birmingham, AL 35203-1103
Switchboard Number	205.458.3000
Media Relations Phone	205.458.3010
Media Relations Fax	205.458.3030
Web Address	www.secsports.com

ATHLETICS COMMUNICATIONS STAFF



Kyle Campbell
Associate AD/
Communications



Adam Kuffner
Associate Director



Brad Sheffield
Associate Director



Mitch Praxl
Assistant Director



Alex Sims
Assistant Director



Caitie Smith
Assistant Director



Tyler Wooten
Assistant Director



Ashley Mangrum
Senior
Staff Assistant

OLE MISS STYLE GUIDE

NAME
Ole Miss (preferred)
University of Mississippi
~~Mississippi~~

NICKNAME
Rebels


LOGO



COLORS

Cardinal Red (PMS 186)
Navy Blue (PMS 2767)

MASCOT



TONY



MEDIA SERVICES AND GUIDELINES

The University of Mississippi appreciates your interest in the Ole Miss basketball program. The Athletics Communications Office wants to serve the media members in the best way possible, and hopes the following guidelines are helpful to the media covering the Rebels during the 2018-19 season. The Athletics Communications staff looks forward to working with the media during the season. Please call the office if there are any questions or needs.

CREDENTIALS

Please contact the Communications Office for game credentials. Requests for credentials should be emailed to kuffner@olemiss.edu and will be limited to working members of the media. Credentials will be held at the will-call table located at the media entrance on the southwest corner of The Pavilion at Ole Miss.

Priority will be given to media representatives that cover Ole Miss Basketball on a regular basis. Credentials are non-transferable. Unauthorized use is strictly prohibited.

INTERVIEW POLICY

All interview requests — coaches and players — **MUST** be coordinated through the Communications Office. During the week, head coach Kermit Davis and players will generally be available for interviews before practice on Mondays, unless arranged otherwise. Please email or text your player requests to Adam Kuffner by 1 p.m. of the day prior to interviews. There will be no gameday player interviews until after the game.

All interview sessions (non-gameday) will take place in the media room of the Tuohy Basketball Center or The Pavilion media room, depending on the location of practice.

PRACTICE POLICY

Some Ole Miss basketball practices may be opened to the media. If you would like to attend, contact Adam Kuffner for availability and more information.

WEEKLY TELECONFERENCE

The Southeastern Conference conducts teleconferences 2-3 times per month with all 14 men's basketball head coaches beginning in January and running through the end of the season. Contact the SEC Media Relations office or the Ole Miss Athletics Communications office for dates and times.

ATHLETICS COMMUNICATIONS

Basketball Contact Adam Kuffner
 Phone 662.915.7031
 Email kuffner@olemiss.edu
 Fax 662.915.7006
 Cell/Home 662.816.0497
 Address 908 All-American Drive
 University, MS 38677

POSTGAME INTERVIEWS

Both team locker rooms are **CLOSED** to the media following the game, by facility policy. Visiting coach and player interviews will address the media in the media workroom following a cooling off period approximately 10 minutes after the game. Ole Miss head coach Kermit Davis and selected Ole Miss players will address the media following the visiting team.

WORKING PRESS AREAS

The media workroom offers media a place to gather materials provided by the Athletics Communications staff, write and submit stories, transmit photographs and participate in post-game press conferences. The workroom is located in the southwest corner of the floor level through the visiting team tunnel.

PARKING

Media parking is located in the garage or at the Ole Miss Track Complex (see map next page). Media members should request parking in advance. Media members that attend practices, press conferences and other on-campus events during the week should make arrangements with campus parking by visiting olemiss.edu/parking/media.html.

PHOTOGRAPHERS

Photographers will be given floor passes and are expected to honor all sideline and baseline access areas. The respective bench areas, behind the bench areas and courtside in front of the scorer's table, are **OFF LIMITS** to all photographers. Strobe or flash photography is permitted only with permission from the Ole Miss Athletics Communications Office. Strobes must be mounted away from the court area.

REBEL ROAD HEADQUARTERS

- Trip #1 Indianapolis, IN | Nov. 15-16**
Hilton Indianapolis Hotel & Suites
Phone: 317.972.0600
- Trip #2 Destin, FL | Nov. 22-24**
The Henderson Beach Resort
Phone: 885.702.3087
- Trip #3 Normal, IL | Dec. 7-8**
Bloomington-Normal Marriott
Phone: 309.862.9000
- Trip #4 Jackson, MS | Dec. 11-12**
The Westin Jackson
Phone: 601.968.8200
- Trip #5 Nashville, TN | Dec. 20-21**
Hilton Nashville Downtown
Phone: 615.620.1000
- Trip #6 Nashville, TN | Jan. 4-5**
Courtyard Marriott Vanderbilt/West End
Phone: 615.327.9900
- Trip #7 Starkville, MS | Jan. 11-12**
Courtyard Marriott Starkville
Phone: 662.338.3116
- Trip #8 Tuscaloosa, AL | Jan. 21-22**
Embassy Suites Tuscaloosa Downtown
Phone: 205.561.2500
- Trip #9 Gainesville, FL | Jan. 29-30**
Hilton University of Florida Gainesville
Phone: 352.371.3600
- Trip #10 Athens, GA | Feb. 8-9**
Hilton Garden Inn Athens Downtown
Phone: 706.353.6800
- Trip #11 Auburn, AL | Feb. 12-13**
Auburn Marriott Opelika Hotel
Phone: 334.741.9292
- Trip #12 Columbia, SC | Feb. 18-19**
Columbia Marriott
Phone: 803.771.7000
- Trip #13 Fayetteville, AR | Mar. 1-2**
Chancellor Hotel
Phone: 479.442.1504
- Trip #14 Columbia, MO | Mar. 8-9**
The Broadway DoubleTree
Phone: 573.875.7000
- Trip #15 SEC Tournament | Mar. 12-17**
Homewood Suites Hilton Nashville
Phone: 615.340.8000

TYPICAL CONFERENCE GAME WEEK MEDIA SCHEDULE

SUNDAY	MONDAY	TUESDAY	WEDNESDAY	THURSDAY	FRIDAY	SATURDAY
<ul style="list-style-type: none"> • Practice closed No Interviews • Player interview requests for Monday due by 1 p.m. 	<ul style="list-style-type: none"> • Practice closed • Coach Davis and selected players available before practice typically 2-2:30 p.m. CT 	<ul style="list-style-type: none"> • Practice closed No Interviews 	<ul style="list-style-type: none"> • Gameday • Coach Davis and selected players available after game 	<ul style="list-style-type: none"> • Practice closed No Interviews 	<ul style="list-style-type: none"> • Coach Davis and selected players available before practice typically 2-2:30 p.m. CT 	<ul style="list-style-type: none"> • Gameday • Coach Davis and selected players available after game



MEDIA SERVICES AND GUIDELINES

RADIO

Please contact the Athletics Communications Office for credentials and seating assignments. The visiting radio location is behind the scorer's table near the visitor's bench. Space for a crew of four is allowed for each broadcasting medium. As required by the SEC, Ole Miss provides two phone lines for visiting radio.

INTERNET ACCESS

The press area is equipped with secured wireless internet access for use by the media for sending stories and photographs. A limited number of ethernet lines are available in the media workroom.

MEDIA SERVICES

Complete pregame notes with team and individual statistics are available in the media workroom. During and after the game, Communications personnel will provide halftime box scores, final box scores and complete final statistics. Pregame food service will typically be available approximately 90 minutes prior to tipoff.

AUDIO/VIDEO

Ole Miss offers free FTP downloads of game highlights and interviews with coaches and players for television stations to use during regularly scheduled news/sportscasts. To access the Ole Miss FTP site, please contact Seth Austin at 662-915-2954 or saaustin@ole-miss.edu.

Press conferences, media opportunities, practices and any form of competition may not be broadcast live without prior consent of the athletics department. Content attained via FTP should be credited to Ole Miss Sports Productions.

PRIMARY MEDIA OUTLETS

OXFORD

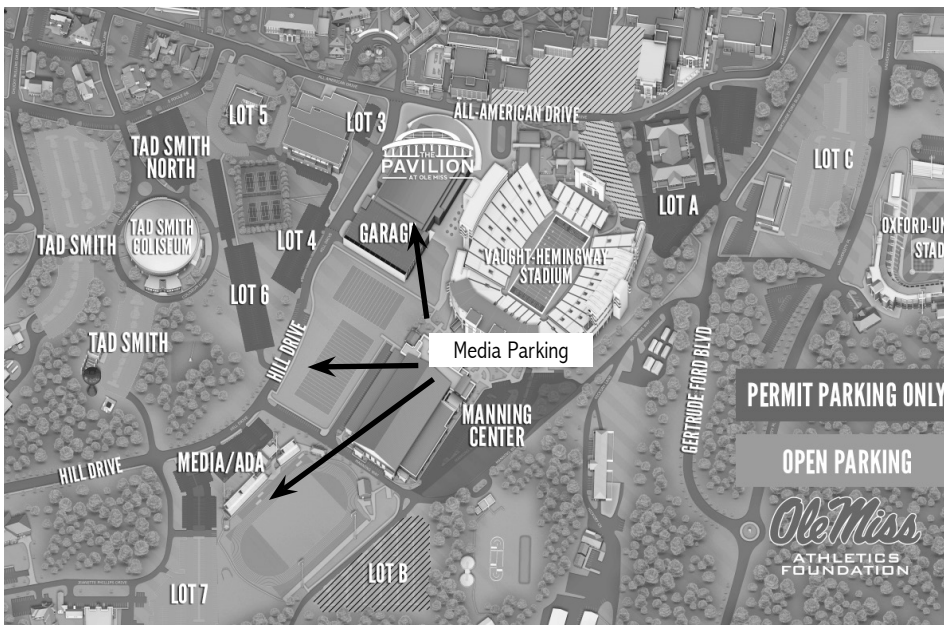
Oxford Eagle.....	662-234-4331
Daily Mississippian (campus)	662-915-5503
Ole Miss Spirit/247Sports	662-236-2667
RebelGrove.com/Rivals.com	662-238-7762
HottyToddy.com	662-816-8594
NewsWatch (campus)	662-915-5508
WQLI-FM 93.7.....	662-236-0093
WUMS-FM 92.1 (campus)	662-915-5395

ADDITIONAL REGIONAL MEDIA

Associated Press.....	601-948-5897
Biloxi Sun Herald	228-896-2100
Bolivar Commercial.....	662-843-4241
Clarion-Ledger	601-961-7294
Clarksdale Press Register	662-627-2201
Commercial Appeal.....	901-529-2360
Commercial Dispatch	662-328-2471
Daily Corinthian.....	662-287-6111
Daily Leader.....	601-833-6961
Daily Sentinel-Star	662-226-4322
Delta Democrat Times	662-335-1155
Enterprise-Journal	601-684-2421
Greenwood Commonwealth	662-453-2908
Hattiesburg American	601-582-4341
Meridian Star	601-485-1203
Mississippi Network.....	601-957-1700
Mississippi Press/Press-Register	800-655-6597
Natchez Democrat.....	601-442-9101
Northeast Mississippi Daily Journal.....	662-842-2611
Vicksburg Post.....	601-636-4545
West Point Times Leader	662-494-1422
Panolian.....	662-563-4591
Rebel Nation	601-503-7205
WCBI-TV (CBS).....	662-245-0133
WTVA-TV (NBC).....	662-842-7620
WREG-TV (CBS).....	901-543-2117
WMC-TV (NBC).....	901-726-0416
WATN-TV (ABC).....	901-321-7617
WHBQ-TV (Fox).....	901-320-1345
WJTV-TV (CBS).....	601-944-4920
WLBT-TV (NBC).....	601-960-4428
WAPT-TV (ABC).....	601-922-1652
WABG-TV (ABC).....	662-332-0949
WXVT-TV (CBS).....	662-334-1500
WTOK-TV (ABC).....	601-693-6397
WLOX-TV (ABC).....	228-896-1313
WDAM-TV (NBC).....	800-844-0730



BASKETBALL PARKING MAP



OLE MISS BASKETBALL RADIO NETWORK

The excitement of Ole Miss Basketball can be heard on approximately 25 radio stations this season by tuning in to the Ole Miss Basketball Radio Network.

The Ole Miss IMG Sports Radio Network will bring Rebel basketball broadcasts into homes in Mississippi as well as in the nearby states of Alabama, Arkansas, Louisiana and Tennessee. On some of the more powerful AM stations, the broadcasts carry into Florida, Georgia, Kentucky, Missouri and Texas. In addition, every game can be heard worldwide over the internet at www.OleMissSports.com, while select games will be available on Sirius and XM Satellite Radio.

"The Voice of the Rebels," David Kellum, returns for his 29th season handling the Ole Miss radio play-by-play call. The veteran broadcaster also serves as the play-by-play announcer for both Ole Miss football and baseball. In 1998, 2000, 2002, 2004, 2011, 2012, 2016 and 2017 Kellum was honored as the Mississippi Sportscaster of the Year, as voted on by the National Sportscasters and Sportswriters Association members in the state. In August of 2006, he received the "Lindsey Nelson Outstanding Sportscaster" award from the All-American Football Foundation.

Kellum's first link with Ole Miss Athletics was in 1978. As a 19-year old freshman, he began broadcasting Rebel baseball, and has handled the baseball play-by-play for the past 39 seasons.

He has also been the play-by-play announcer for Ole Miss women's basketball contests and a public address announcer at football and basketball games.



David Kellum

Kellum also hosts Reb Talk, Ole Miss' weekly coaches radio call-in show for men's basketball and football. Reb Talk with head coach Kermit Davis will be broadcast live from Boure on the Oxford Square (Mondays, 7 p.m. beginning in January).

This season, Kellum will be joined courtside by a variety of analysts with ties to Ole Miss Basketball.

2018-19 AFFILIATES

Amory.....	WAMY-AM (1580)
Batesville/Senatobia.....	WTNM-FM (93.7)
Brookhaven.....	WBKN-FM (92.1)
Columbus.....	WNNQ-FM (103.1)
Corinth.....	WXRZ-FM (94.3)
Greenwood.....	WYMX-FM (99.1)
Hattiesburg.....	WFMM-FM (97.3)
Hazlehurst.....	WDXO-FM (92.9)
Jackson.....	WFMM-FM (97.3)
Laurel.....	WLAU-FM (99.3)
Lexington, TN.....	WZLT-FM (99.3)
Louisville.....	WLSM-FM (107.1)
McComb.....	WMPK-FM (93.5)
Memphis.....	WHBQ-AM (560)
Meridian.....	WZKR-FM (103.3)
Natchez.....	WKSQ-FM (97.3)
Ocean Springs.....	WOSM-FM (103.1)
Oxford.....	WOXF-FM (105.1)
Philadelphia.....	WHOC-AM (1490)
Prentiss.....	WJDR-FM (98.3)
Tupelo.....	WWMR-FM (102.9)
Vicksburg.....	WVBG-AM (1490)
Water Valley.....	WQLJ-FM (105.5)
Waynesboro.....	WABO-AM (990)
Yazoo City.....	WBYP-FM (107.1)
Nationwide.....	Satellite Radio (SiriusXM)
Online.....	OleMissSports.com (CBS Interactive)
Mobile.....	Ole Miss Sports Gameday app

NOTE: Ole Miss Radio Network affiliate list is subject to change ... All games can be heard through RebelVision on OleMissSports.com or via the TuneIn app ... Select games will be available on Sirius XM Satellite Radio.

Join head coach Kermit Davis for Reb Talk live from Boure in Oxford Mondays at 7 p.m. beginning in January.

REBELS ON TELEVISION

Nearly every Ole Miss basketball game will be televised or streamed this season. The Southeastern Conference and ESPN signed a 20-year agreement through 2034 to create and operate a multiplatform network which launched August 14, 2014. The new network and its accompanying digital platform carry SEC content 24/7 and featured more than 1,000 live events in its first year

The network televises more than 45 SEC football games, more than 100 men's basketball games, 60 women's basketball games, 75 baseball games, and events from across the SEC's 21 sports annually. Programming includes in-depth commentary and analysis in studio shows, daily news and information, original content such as SEC Storied, spring football games, and more.

This year, the Rebels will play at least 24 games on national television as well as four contests digitally on SEC Network+.



Kevin Harlan and Bill Raftery of CBS Sports

OLE MISS BASKETBALL CAMPS

Summer 2019 dates to be announced. For more information, visit the "Camps and Clinics" link at OleMissSports.com or contact Thomas Gray at 662-915-5477 or tjgray@olemiss.edu.





OLE MISS IMG SPORTS MARKETING STAFF



Chris Helsel
General Manager



Gary Saunders
Associate General Manager



Brandon Hudspeth
Senior Account Executive



Dylan Tolley
Account Executive



Linda Tapp
Account Executive



Brynna Waters
Premium Services Coordinator

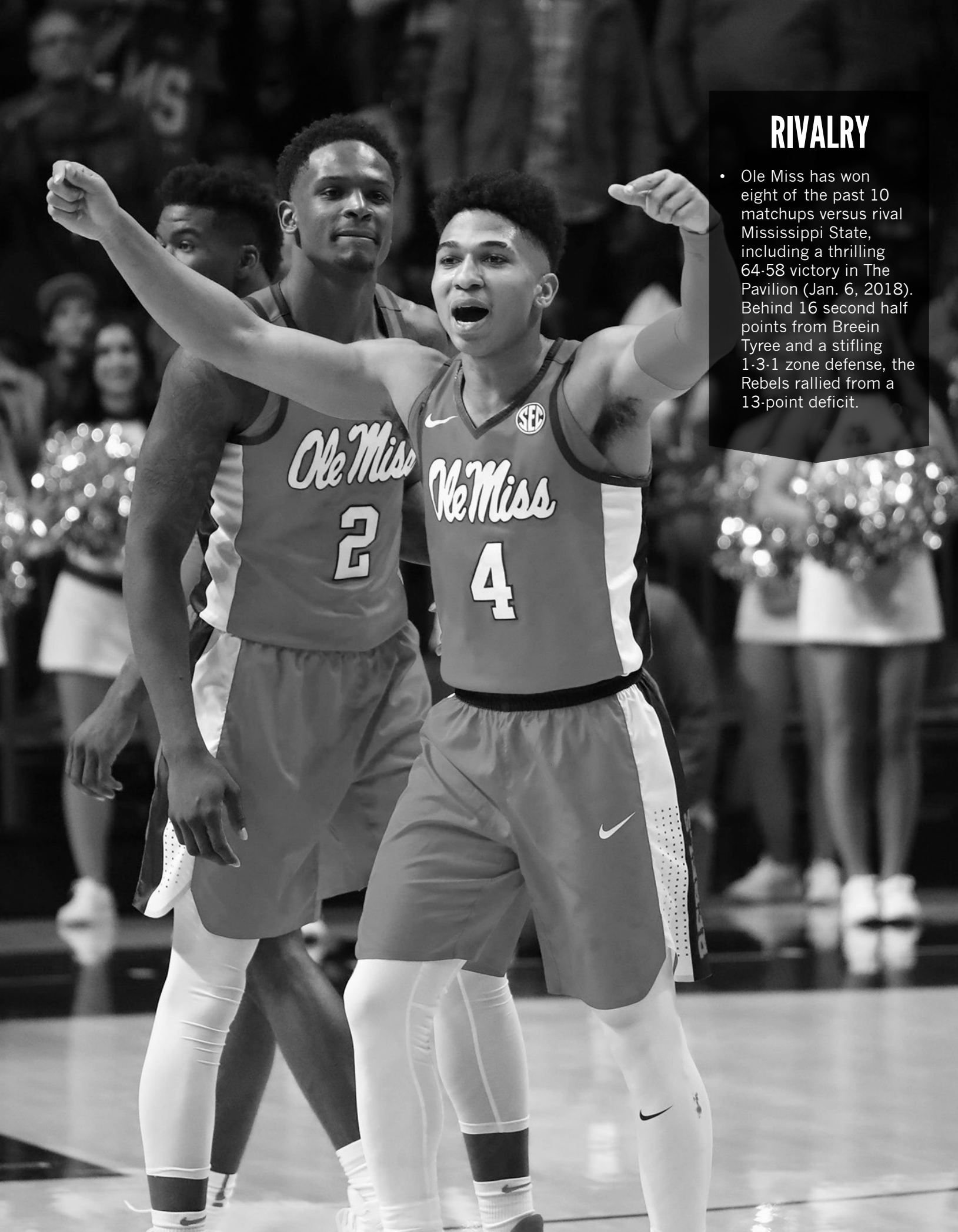
Ole Miss IMG Sports Marketing is a division of IMG College, which is the marketing and multimedia rights partner for Ole Miss Athletics. This is the sixth year of a long-term partnership that grew IMG College's number of SEC properties to eight. IMG College is America's leading collegiate multimedia, marketing and licensing/brand management company, representing some of the nation's top collegiate properties including the NCAA and

its 89 championships, and many of the most prestigious colleges and universities in the country. Headquartered in Winston-Salem, N.C., IMG College employs more than 700 people in nearly 100 offices throughout the U.S.

IMG College is the leader in connecting brands to 190 million college sports fans through partnership opportunities in multimedia rights, licensing, events and hospitality, marketing, stadium and arena development,

stadium seating solutions, ticketing, sales, and consulting. IMG College produces nearly 35,000 hours of radio programming on the largest independent sports network in the country, manages nearly 5,000 hours of local television programming, is the leading publisher of college sports publications, and averages nearly 19 million unique visitors per month across its collegiate digital platforms.





RIVALRY

- Ole Miss has won eight of the past 10 matchups versus rival Mississippi State, including a thrilling 64-58 victory in The Pavilion (Jan. 6, 2018). Behind 16 second half points from Breein Tyree and a stifling 1-3-1 zone defense, the Rebels rallied from a 13-point deficit.



Western Michigan
Nov. 10



at Butler
Nov. 16



Nicholls
Nov. 20



vs. Baylor¹
Nov. 23



vs. Cincinnati/George Mason¹
Nov. 24



San Diego
Nov. 28



ULM
Dec. 1



at Illinois State
Dec. 8



vs. SELA²
Dec. 12



Chattanooga
Dec. 16



vs. Middle Tennessee³
Dec. 21



Florida Gulf Coast
Dec. 29



at Vanderbilt*
Jan. 5



Auburn*
Jan. 9



at MSU*
Jan. 12



LSU*
Jan. 15



Arkansas*
Jan. 19



at Alabama*
Jan. 22



Iowa State*
Jan. 26



at Florida*
Jan. 30



MSU*
Feb. 2



Texas A&M*
Feb. 6



at Georgia*
Feb. 9



at Auburn*
Feb. 13



Missouri*
Feb. 16



at South Carolina*
Feb. 19



Georgia*
Feb. 23



Tennessee*
Feb. 27



at Arkansas*
Mar. 2



Kentucky*
Mar. 5



at Missouri*
Mar. 9



SEC Tournament
Mar. 13-17

1 - Emerald Coast Classic 2 - Jackson, MS 3 - Nashville, TN
4 - SEC/Big 12 Challenge * SEC Game



Kennt Davis Jr.

