

2020-21 OLE MISS MEN'S BASKETBALL



Ole Miss  
BASKETBALL

HEAD COACH  
**KERMIT  
DAVIS**

*Kermit Davis Jr.*

**9x** CONFERENCE  
COACH OF THE YEAR

**1 OF 3**

ACTIVE COACHES TO BE NAMED COACH OF  
THE YEAR IN FOUR DIFFERENT CONFERENCES

**504** WINS  
IN 25 SEASONS

SIGNED THE HIGHEST RANKED RECRUIT IN OLE MISS HISTORY

**MATTHEW MURRELL**



OLE MISS

# REBELS BASKETBALL

# 15,861

DIVISION I MINUTES

MOST EXPERIENCED TEAM IN THE SEC



DEVONTAE SHULER



OXFORD NATIVE: JARKEL JOINER

18.6 PPG DURING 2018-19 SEASON TO LEAD WAC

# 142

CAREER STEALS

10TH IN SCHOOL HISTORY



ONLY TEAM IN THE COUNTRY TO LAND TWO OF ESPN'S TOP 10 GRAD TRANSFERS

ROMELLO WHITE | DIMENCIO VAUGHN



# 4

RETURNING STARTERS

DEVONTAE SHULER | KHADIM SY | KJ BUFFEN | LUIS RODRIGUEZ



## TABLE OF CONTENTS

### THIS IS OLE MISS..... 1-25

Kermit Davis/Ole Miss Rebels Basketball .....	IFC-1
Table of Contents .....	2-3
Ole Miss Quick Facts.....	3
This Is Ole Miss Basketball .....	4-5
Strong Leadership.....	6-7
Rebels in the Pros.....	8
First-Class Facilities .....	9
The Pavilion at Ole Miss .....	10
Tuohy Basketball Center .....	11
Rebels in the Spotlight.....	12
SEC Competition.....	13
Student-Athlete Development.....	14
Rebel Strength and Conditioning.....	15
Outstanding Athletics.....	16-17
The University of Mississippi.....	18-19
This is Oxford.....	20
Community Involvement.....	21

### 2020-21 OUTLOOK..... 22-27

Season Outlook.....	22-23
Roster Breakdown .....	24-25
2020-21 Roster.....	26
Radio/TV Roster.....	27

### COACHES & STAFF ..... 28-36

What They Are Saying.....	28
Head Coach Kermit Davis .....	29-31
Assistant Coaches.....	32-34
Support Staff .....	35-36

### 2020-21 REBELS ..... 37-59

Team Huddle.....	37
Returnee Profiles.....	38-53
Newcomer Profiles.....	53-59

### OPPONENTS ..... 60-71

2020-21 Opponent Profiles.....	60-62
2020-21 Opponent Series History.....	62-68
SEC Tournament .....	70
NCAA Tournament.....	71

### 2019-20 REVIEW ..... 72-86

Season Review Notes .....	72-73
Results .....	74
Season Statistics.....	75
Game-By-Game Statistics.....	76-77
Game-By-Game Box Scores.....	79-85
SEC Review .....	86

### HISTORY ..... 87-109

Historical Timeline/ Championship Teams.....	87-93
Ole Miss All-Century Team .....	94
All-Americans.....	95-96
Honors and Awards.....	97-99
Notable Jersey Numbers.....	100
Rebels in the Pros .....	101
Year-by-Year Starting Lineups .....	102-104
All-Time Lettermen .....	105-107
All-Time Head Coaches.....	108
All-Time Assistant Coaches.....	109

### RECORDS..... 110-142

Year-by-Year Records .....	110
Team Records .....	111-113
2,000-Point Club .....	114
1,000-Point Club .....	114-116
Individual Records .....	117-122
Annual Leaders.....	123-125
Miscellaneous Records .....	126-127
All-Time Series Records.....	128-129
Tad Smith Coliseum Records.....	130
Pavilion Records .....	131
All-Time Scores.....	132-142

### FACILITIES & SUPPORT ..... 143-151

Nike.....	143
The Pavilion at Ole Miss .....	144
Tuohy Basketball Center .....	145
FedEx Academic Support Center .....	146
Manning Center.....	146
Other Athletics Facilities.....	147
Health and Sports Performance.....	148
Strength and Conditioning.....	148
Athletics Department Mission Statement.....	148
Student-Athlete Development.....	149
NCAA Compliance.....	149
Chancellor Dr. Glenn Boyce.....	150
Athletics Committee .....	150
Interim Athletics Director Keith Carter.....	151
Athletics Leadership .....	151



### MEDIA INFORMATION..... 152-155

Quick Facts ..... 152  
 Media Services and Policies ..... 153-154  
 Weekly Media Schedule ..... 153  
 Primary Media Outlets ..... 154  
 Rebels on Radio ..... 154  
 Ole Miss IMG Sports Marketing ..... 155

### CREDITS

**Editors:** Adam Kuffner, Madeline Marshall  
**Special assistance by:** Kyle Campbell, Brad Sheffield, Tyler Wooten, Langston Rogers, Joey Jones, Daniel Snowden  
**Graphic design by:** Dan Pellegrino

**Photography:** Associated Press, Kevin Bain, Bill Baptist/Houston Rockets, Joey Brent, David Coyle/Team Coyle, Detroit Pistons, ESPN, FIBA, Eddie Gregory, Getty Images, Joey Jones, Robert Jordan, Nathan Latil, Steven Leija, Steven Maikoski/USA Basketball, Joshua McCoy, R.D. Moore, Bruce Newman, New York Giants/Evan Pinkus, Langston Rogers, Bill Seawright, John Seymour, Matthew Sharpe, Daniel Shirley, Jalayne Telford, Petre Thomas, Middle Tennessee Media Relations, Rocky Widner/NBAE/Getty Images, NBAE, Memphis Grizzlies.

#### © COPYRIGHT UNIVERSITY OF MISSISSIPPI

The 2020-21 Ole Miss Men's Basketball Guide was published by the University of Mississippi Athletics Communications Office and designed using Adobe InDesign and Adobe Photoshop. All contents of this issue are copyrighted 2020 by The University of Mississippi. Reproduction without written permission is strictly prohibited.

### MEDIA CONTACT

Adam Kuffner  
 Associate Director of Communications for Ole Miss Athletics  
 Office: 662.915.7031 Cell: 662.816.0497  
 Email: kuffner@olemiss.edu Fax: 662.915.7006

#### ADDRESS:

Athletics Communications  
 908 All-American Drive  
 University, MS 38677

#### FOR ADDITIONAL COPIES

Go online to RebelWallArt.com.



Featured on the front cover are seniors (L-R) Khadim Sy, Devontae Shuler, Romello White and Dimencio Vaughn.

### 2020-21 OLE MISS QUICK FACTS

<b>Name</b> ...Ole Miss (The University of Mississippi)
<b>Nickname</b> ..... Rebels
<b>Location</b> ..... Oxford, Mississippi
<b>Founded</b> ..... November 6, 1848
<b>Enrollment</b> ..... 21,676
<b>School Colors</b> ..... Cardinal Red and Navy Blue
<b>Chancellor</b> ..... Dr. Glenn Boyce
<b>Faculty Representative</b> ..... Dr. Ron Rychlak
<b>Interim Athletics Director</b> ..... Keith Carter
<b>Conference</b> ..... Southeastern (SEC)
<b>Head Basketball Coach</b> ..... Kermit Davis
<b>Record at Ole Miss</b> ..... 35-30 (2 Seasons)
<b>Career Record</b> ..... 504-293 (25 seasons)
<b>Home Arena</b> ..... The Pavilion at Ole Miss
<b>Capacity</b> ..... 9,500
<b>2019-20 Record</b> ..... 15-17
<b>SEC Record/Finish</b> ..... 6-12/12th
<b>Postseason</b> ..... N/A
<b>Lettermen Returning/Lost</b> ..... 8/6
<b>Starters Returning/Lost</b> ..... 4/2
<b>Newcomers</b> ..... 6

\* Complete quick facts can be found on page 152





## THIS IS OLE MISS BASKETBALL

After a slow start, Ole Miss Hoops has reached national prominence over the past 23 seasons. Over those two-plus decades, the Rebels have recorded 15 20-win seasons, 15 postseason berths, five SEC Western Division titles and the 2013 SEC Tournament title. Add a pair of 27-win seasons (school record) as well as seven trips to the NCAA Tournament, Ole Miss Basketball has reached a new level of expectations.


The stretch of success began in 1997 as Ole Miss advanced to the Big Dance five times in six seasons. During the 2000-01 campaign, the Rebels went 27-8 and advanced to the Sweet Sixteen for the first time in school history following a victory over No. 19 Notre Dame.

After capturing the SEC Tournament title in 2013 with a thrilling 66-63 win over No. 1 seed Florida, the Rebels knocked off No. 5 seed Wisconsin in the NCAA Tournament to advance for the first time since 2001. Ole Miss finished with a 27-9 record, matching the school record for wins in a season with the 2000-01 team.

In 2015, Ole Miss returned to the NCAA Tournament and helped produce the highest scoring game in the Big Dance that year. The game was one of the most exciting, even as one of the tournament's First Four games. Down 20 points, the Rebels rallied for a 94-90 comeback victory over BYU to advance to the second round.

During the 2018-19 campaign, the first year under head coach Kermit Davis, the Rebels exceeded expectations to earn an at-large bid to March Madness. With the \$96.5 million Pavilion at Ole Miss that opened in January 2016, as part of the school's \$200 million Forward Together campaign, the Rebels saw the biggest increase in attendance among all SEC schools. Five sellouts and averaging nearly 8,000 fans per game set new Pavilion records.

With Davis bringing an exciting brand of basketball to Oxford that captivates fans and players alike, the future of Ole Miss Basketball has never been brighter.



Ole Miss fans pack The Pavilion for every home game, including the student section Club Red.

A photograph of Kermit Davis, a man with short brown hair, wearing a dark blue suit jacket over a light blue collared shirt. He is clapping his hands and looking towards the right side of the frame. The background is a blurred crowd of people, some wearing red clothing, suggesting a basketball game or event.

## KERMIT DAVIS

Head Coach  
2019 SEC Coach of the Year

- 22 seasons as a Division I head coach
- One of three active head coaches to earn conference coach of the year honors in four different conferences
- One of 63 coaches in college basketball history to take three different schools to the NCAA Tournament
- Nine seasons of 24 or more wins as a head coach
- Nine-time conference coach of the year
- Winningest head coach in Middle Tennessee history
- Winningest head coach in Sun Belt Conference history
- As a head coach, has led his teams to 14 conference championships (10 regular season, four conference tournaments)
- Youngest Division I head coach in the nation at Idaho at age 28
- Youngest junior college coach in the nation at Southwest Mississippi at age 24; was elected into the school's hall of fame in October 2018





Ole Miss' coaching staff, led by head coach Kermit Davis, boasts 89 years of combined collegiate coaching experience including 36 years of collegiate head coaching experience.

## STRONG LEADERSHIP

Led by Kermit Davis, the 2019 SEC Coach of the Year in his first season on the Ole Miss sideline, the Rebel coaching staff boasts 89 years of combined collegiate coaching experience, including 36 years of collegiate head coaching experience.

A nine-time conference coach of the year, Davis has guided his teams to league titles 14 different times. The veteran head coach has also led three different schools to the NCAA Tournament, one of only 63 coaches in college basketball history to accomplish that feat.

With 438 wins as a Division I head coach, Davis ranks 132nd all-time and 39th among active head coaches. The all-time winningest coach in Middle Tennessee and Sun Belt Conference history, he has put together nine seasons with at least 24 wins to provide consistent success after spending multiple years building his program.

A native of Leakesville, Mississippi, Davis is no stranger to the SEC. His father, Kermit Davis Sr., was a head coach in the conference. Kermit Davis Jr. also served as an assistant coach at LSU for five seasons before becoming the head coach at Middle Tennessee.



Assistant coach Win Case spent the last 12 seasons on Davis' staff, helping the Blue Raiders capture seven conference titles and make three NCAA Tournament appearances. Middle Tennessee won 232 games during Case's decade in Murfreesboro, including six seasons with at least 24 victories. Case has been highly successful at each of his previous collegiate stops.



Alongside Davis and fellow Rebel assistant Win Case, assistant coach Ronnie Hamilton was at Middle Tennessee for four seasons, assisting the program in one of the best runs in school history. He helped produce a stretch in which the Blue Raiders earned three straight Conference USA championships.



Before coming to Ole Miss, assistant coach Levi Watkins was an assistant coach at Arizona State for three seasons. In Watkins' final season at Arizona State, the Sun Devils were ranked as high as No. 3 in the AP poll (highest in school history) and was the last undefeated team in Division I men's basketball.



## REBELS IN THE PROS

Ole Miss is no stranger to putting players in the pros with 19 Rebels playing in the NBA. The Rebels boast 15 all-time NBA draft picks including former All-American Gerald Glass, who was selected in the first round by the Minnesota Timberwolves in the 1990 draft. Former Rebels have also reached the NBA coaching ranks like Elston Turner, who played eight years in the NBA and has served as an assistant coach in the league for the last 19 years. See page 101 for a complete list of Rebels in the pros.



(Clockwise from top) - Terence Davis was named to the 2020 NBA All-Rookie Team after making an immediate impact for the Toronto Raptors; Breein Tyree signs a free agent contract with the Miami Heat; Sebastian Saiz and Terence Davis, former Rebel teammates, reunite following a Raptors preseason game in Japan, where Saiz is a pro; Terrico White was the 36th overall pick of the Detroit Pistons in the 2010 NBA Draft and also played for the Phoenix Suns; Ansu Sesay spent time in the NBA with the Golden State Warriors.



## FIRST-CLASS FACILITIES

Ole Miss student-athletes have access to first-class facilities in student living, nutrition, training and more. As part of the Athletic Foundation's Forward Together campaign, more than \$200 million has been raised for improvements to athletic facilities and student-athlete well-being.

(Clockwise from top) - The Ole Miss Residential College student housing; Ole Miss basketball players have the opportunity to play in one of the best arenas in the country, the \$96.5 million Pavilion at Ole Miss; Rebels also have places to relax such as the players lounge in the Tuohy Center; Student-athletes have access to three meals a day at the Grill at 1810; One of the many sports medicine options available for student-athletes.





### THE PAVILION AT OLE MISS

The centerpiece of the Forward Together campaign is the state-of-the-art \$96.5-million Pavilion at Ole Miss. On July 31, 2014, ground was broken on the 225,000-square foot arena that officially opened its doors on January 7, 2016 with the Rebel men’s basketball team’s victory over Alabama.

Designed by AECOM and built by BL Harbert, The Pavilion boasts a capacity of 9,500 fans and includes a number of first-class amenities, including courtside and baseline seating for students, three premium club areas for fans and more than 1,700 premium seats all within an intimate seating bowl.

The placement of The Pavilion is a long-term decision and allows Ole Miss to further enhance the athletics complex - better connecting athletics to the heart of the best campus in higher education. This centralized location creates an impressive “front door” for Ole Miss Athletics and a destination point not only on a gameday - but every day of the week.

### FACILITY HIGHLIGHTS

- Opened January 7, 2016
- Capacity of 9,500 fans, including more than 1,700 premium seats
- Floor is named Craddock Court in honor of the Craddock family
- C Spire Speedzone offers a lightning fast, 1 gigabit-per-second, fiber optic-enabled Wi-Fi network
- Features one of the largest center-hung video display board in college sports with nearly 2,400 square feet of LED
- Also includes a five-story parking garage with more than 800 spaces
- More than 225,000 total square feet
- Men’s and women’s locker rooms measure almost 1,500 square feet, while the facility also houses two visiting team locker rooms, officials’ locker rooms, a volleyball locker room and green room space
- Fan amenities include Steak `n Shake, Raising Cane’s, Rebel Shop and a ticket office

*For information on The Pavilion at Ole Miss, please see page 144.*





## TUOHY BASKETBALL CENTER

The \$13-million, 51,000-square foot basketball-only facility opened in January 2010. In November 2014, the facility was named the Tuohy Basketball Center in honor of former Rebel hoops great Sean Tuohy and his family.

The staff and coaches' spaces are adjacent to the rotunda lobby, where receptionists direct visitors to their destinations. A separate entrance for coaches is provided. Coaches' offices, a conference room, a copy center and staff locker and dressing facilities complete the suites.

The team spaces are specialized with shared weight and training rooms and separate men's and women's film rooms, including computer terminals and video access.

During the summer of 2018, the floor was re-designed to match the court at The Pavilion. Updated graphics were posted throughout the facility, including the locker room. The graphics surrounding the practice court highlight the current players as well as the success throughout Ole Miss Basketball history. For more information, see page 145.

## FACILITY HIGHLIGHTS

- Opened in January 2010
- Roughly \$13 million construction project
- 51,000 square feet
- Individual practice courts for the men's and women's teams
- Shared weight and training rooms
- Spacious locker and dressing facilities for the men's and women's teams
- Men's and women's film rooms, including computer terminals and video access
- Men's and women's team lounges with computer access and kitchenette
- Video editing rooms
- Attractive main lobby to receive visitors
- Multimedia/entertainment theater
- Coaches' office spaces include a conference room, copy center and staff locker and dressing facilities
- Head coaches' offices provide direct access to and view of their respective practice courts







### SEC COMPETITION

- Thirteen of the 14 SEC coaches have led their teams to the NCAA Tournament. The one not included in that list just completed his first season coaching collegiately and was previously named NBA G League Coach of the Year.
- The coaches have combined for 220 seasons of head coaching experience, more than 4,800 career wins, 55 conference titles and 117 NCAA Tournament appearances.
- 70 players from SEC schools were on 2019-20 NBA Opening Day rosters. All 14 SEC schools were represented and at least one SEC player was on 26 of 30 NBA rosters.
- Twelve SEC players were picked at the 2020 NBA Draft, including six who were chosen in the first round. It is the second year in a row a dozen SEC players were selected, including six in the first round.
- The SEC's 30 Lottery Picks since 2010 are the second-most of any conference.
- Nine former SEC players from six different schools were on the rosters of the Los Angeles Lakers and Miami Heat in the 2020 NBA Finals. That was more than double the total of any other conference.
- The SEC's 15 NCAA Tournament selections since 2018 are second-most in the nation.
- SEC teams are 67-36 (64.1 percent) in the NCAA Tournament since 2012.
- The SEC has had at least one team advance to the Sweet 16 in 29 of the last 30 tournaments. All of the SEC's 14 members have advanced to the Sweet 16 since 1996.
- The SEC has had a team in the Final Four in six of the last nine tournaments.
- Every team in the SEC has made at least one NCAA Tournament appearance in the last five editions of the NCAA Tournament.





## STUDENT-ATHLETE DEVELOPMENT

Ole Miss student-athletes not only have the opportunity to play in one of the best conferences in the nation, they also attend a university that is world-renowned for its academics. Led by Senior Associate Athletics Director Dr. Bob Baker, the Office of Student-Athlete Development is committed to helping all Ole Miss student-athletes achieve academic success. Baker is assisted by 15 full-time members of the department along with numerous tutors and academic mentors.

Ole Miss Basketball had two Rebels represented on the SEC Winter Academic Honor Roll last year. With Ole Miss Athletics taking its place among the best in the nation, the Student-Athlete Development staff hopes that Ole Miss graduates of today have a great impact in the future of tomorrow.



The Pavilion at Ole Miss, home of the Rebels, holds graduation ceremonies each year. Shown here is a May ceremony celebrating the class of 2019.





## STRENGTH AND CONDITIONING

The mission of the Ole Miss strength and conditioning program is to develop the specific physical and mental abilities as well as the lifestyle habits of our student-athletes that will allow them to achieve the highest attainable levels of success.

We will demand discipline, relentlessness and intelligent effort while we work toward improving each athlete's skill level. We will cultivate a high-energy, up-tempo environment where enthusiasm and competition will flourish. We will attack this mission with a scientifically supported, comprehensive approach and specific considerations of the metabolic demands and injury risks of our sport. Training must prepare the athlete for the specific competitive stress load of their sport. Top priority is to develop improved coordination during the execution of speed, power and strength movements. We will seek to develop each athlete's individual ideal movement patterns, while maximally developing their strength, power, speed and agility. Everything we do in training is done to help the athletes more efficiently execute the movement requirements of their sport.





## OUTSTANDING ATHLETICS

From Olympic gold medalist to Super Bowl winner to World Series champion, Ole Miss Rebels can be found at the pinnacle of many sports.

(Clockwise from top) - Ole Miss Baseball won its 10th NCAA Regional title in 2019, and was well on its way to a historic season in 2020 before the global coronavirus pandemic cut the year short; **Rafaelle Souza** was a starting defender on the Brazilian national team during the 2015 Women's World Cup and played in the 2016 Rio Olympics; Oxford native and American pole vault record holder **Sam Kendrick** was an Olympic bronze medalist in 2016 and has claimed nine of the last 10 U.S. pole vault titles he has competed in; Seven-time world champion, 12-time USA champion and 2012 Olympic gold medal long jumper **Brittney Reese** has competed for Team USA in three Olympiads in Beijing (2008), London (2012) and Rio (2016); **Aaron Barrett** was a member of the 2019 World Series Champion Washington Nationals pitching staff, the 13th Rebel to be on a World Series winning team.



# CLASS OF THE SEC

Ole Miss has won five SEC team titles in the last four years

2019: Men's Cross Country



Ole Miss **Men's Cross Country** repeated as SEC Champions in dominant fashion, recording the largest margin of victory in the SEC since 2015 with a 55-point win over Alabama. The Rebel men were ranked as high as No. 8 nationally during the year, a program-best.

2019: Women's Golf



**Women's Golf** won the 2019 SEC Championship in thrilling fashion, needing playoff holes in its final three matches before prevailing over South Carolina. Ole Miss went on to qualify for the NCAA Championships for the second time in as many years, finishing tied for 13th overall.

2018: Men's Cross Country



Ole Miss won the 2018 SEC **Men's Cross Country** title, the first in program history and the first school not named Arkansas or Alabama to win since 1990. The Rebel men went on to win the NCAA South Region title and finish 17th at the NCAA Championships, the second-best national team finish in program history.

2018: Baseball (SEC Tournament Champions)



**Baseball** won its third SEC Tournament title in dramatic fashion in 2018, battling back with four straight wins after falling to Auburn in the opening round. Nick Fortes was named Tournament MVP, and was one of three Rebels on the All-Tournament Team.

2017: Softball (SEC Tournament Champions)



**Softball** wrote and starred in its own Cinderella story in 2017, winning the SEC Tournament title as the No. 8 seed on the arm of Tournament MVP, Kaitlin Lee. Ole Miss became the lowest seed to ever make the title game, let alone win the tournament, and beat No. 1 seed Florida, No. 5 seed Alabama and No. 6 seed LSU along the way for the title.



We prepare future generations of Mississippians to lead and serve this state.

It means delivering comprehensive knowledge and hands-on research opportunities.

It means leading by example.

It means driving the pace at every turn.

It's not just our purpose — it's our commitment.



*Ole Miss*



DEDICATED TO  
EDUCATING  
**THE STATE OF  
MISSISSIPPI,**  
*driving the pace at every turn*





Tens of thousands visitors enjoy the historic Square in downtown Oxford each year, including the famous Square Books bookstore.

- No. 2 College Town (Livability.com)
- No. 2 College Football Town (NCAA.com)
- Top 6 College Towns in America (USA Today)
- Top 10 Coolest College Towns in America (Travel & Leisure)
- Top 20 Best Small Towns in America (Smithsonian)
- Top 100 Places to Live (Money Magazine)

## OXFORD, MISSISSIPPI

Touted as the “Cultural Mecca of the South,” creativity abounds in Oxford as musicians, artists and writers alike find inspiration in Oxford’s rich history, small-town charm and creative community. Nobel Prize winning author William Faulkner made his home here and many have followed in his footsteps. Oxford is also known for its exceptional culinary experiences at the many restaurants, from down-home cooking to upscale creations.

“The boys were extremely excited to come to Oxford. I think as a ballclub, with our players and all of the parents talking, I think we are falling in love with Oxford, the people here, how we are being treated and the hospitality. I think we are going to have a lot of people rooting for Ole Miss in every sport down the road after the experience they have given us here.”

- Mike Gambino, Boston College baseball coach  
(at the 2016 NCAA Oxford Regional)



Ole Miss sporting events regularly attract such celebrities as movie stars Morgan Freeman and Woody Harrelson.



In addition to the popular Double Decker Arts Festival that brings thousands of visitors to Oxford each April, the town’s thriving music scene has welcomed such acts as Snoop Dogg, Willie Nelson, B.B. King, Brad Paisley, Zac Brown Band, Thomas Rhett, Three 6 Mafia, Jason Isbell and Wilco. Artists that have recorded at local Sweet Tea Studios include the Counting Crows, Gavin DeGraw, Ben Folds, the Hives, Jars of Clay and Modest Mouse. Oxford’s Lyric has been named one of the top 100 music club venues in the world by Pollstar, the leading concert industry trade publication.



## COMMUNITY INVOLVEMENT

The people of Oxford offer tremendous support to the Ole Miss athletics teams, and the Rebel student-athletes return that support by being actively involved in both the Oxford and University communities. Among the worthwhile activities that Ole Miss student-athletes regularly participate in are assisting with reading programs at local schools such as “Reading with the Rebels,” visiting patients in area hospitals, being mentors to elementary school students, visiting senior adults at local retirement centers, holding several “Meet the Rebels” days throughout the year, and giving numerous talks on subjects such as drug awareness and staying in school to area students. The Ole Miss men’s basketball team is active in the community throughout the year, assisting with a variety of events and activities.



(Clockwise from top) - Head coach Kermit Davis speaks at the State Capitol, joining coaches throughout the state to advocate for the changing of the state flag; Rebel Basketball student-athletes spread some smiles and laughs for children at Le Bonheur Children’s Hospital in Memphis; Ole Miss students “Made Kermit Pay” more than \$10,000 to the American Cancer Society by making free throws and half court shots and helping #SinkCancer; Head coach Kermit Davis has started a reading program called Kermit Kids, encouraging local elementary students to read while earning prizes along the way.



## A SEASON IN A YEAR OF UNCERTAINTY

It was only eight months ago when the whole world stopped due to the COVID-19 pandemic. Along with shutdown across the globe, the college basketball world came to an abrupt halt during the most important part of the season. Conference tournaments were called off before the pandemic forced the cancellation of the NCAA Tournament, ending dreams of many schools and student-athletes.

Now, basketball season has arrived again, albeit with less fans in attendance and also delayed due to COVID-19 issues. The Rebels have seen the start of their season pushed back twice already, from November to December, the latest start to a season in 72 years. Instead of early November, the NCAA set the day before Thanksgiving, Nov. 25, as the earliest teams could start their season. Ole Miss prepared to begin the season by hosting three others as part of a round robin event called the Justin Reed Ole Miss Classic, named after the Rebel hoops legend. However, COVID-19 hit the Rebels, forcing the program to pause team activities for two weeks and cancel the tournament.

Despite the adversity and every-changing landscape, the Rebels are ready to hit the hardwood with a talented group of veterans and newcomers. The 2020-21 campaign marks Ole Miss' third year under the leadership of Kermit Davis, who enters his 26th season as a head coach. By going through offseason skill instruction and pre-

season practice, Davis already likes what he sees out of his new group.

"We've coached some good players here in my first two years," said Davis. "Nothing against talent, we've got more depth, more length, and we're stronger. I think, just early on, we've got more guys we're going to be able to put into these games."

The Rebels have four starters back from last season's team, including seniors Devontae Shuler (11.7 ppg) and Khadim Sy (9.0 ppg). KJ Buffen (10.1 ppg) enters his junior season after leading Ole Miss in rebounding (6.1 per game) as a sophomore.

"You look at Devontae, and he's maybe the most experienced guard in the SEC. He's been a two-year starter and played a great amount as a freshman. He's been in a lot of big, big games and great minutes. Devontae, it's just really fun for me to watch him mature at all levels from academics, to leadership roles, to everything as a player," said Davis. "KJ Buffen also, he's been here, this is his third year with us. You see with KJ, this maturation (as well). Both guys need to play like All-SEC players this year, and I think that's their expectation."

Shuler enters his senior season with the conference coaches tabbing him as a Preseason Second Team All-SEC guard, a well deserved honor. The Irmo, South Carolina was a threat on both ends of the floor last season, ranking fifth in the SEC in assist/turnover ratio (1.7) and steals (1.7 per game). Only Kentucky's Ashton Hagans, now in the NBA, joined Shuler in the SEC's top five of both categories. Shuler has become a regular in the Ole Miss starting lineup, and now he becomes a senior

leader following the graduation of First Team All-SEC guard Breein Tyree.

Buffen is back following a sophomore campaign that saw him lead the Rebels in rebounding and blocks. The Gainesville, Georgia, native was the sixth man as a freshman before starting all 32 games last season. Becoming an upperclassman, his veteran presence will be relied upon especially at the top of the 1-3-1 zone.

**Along with four starters returning, Ole Miss brings in four transfers. That combination makes the Rebels the most experienced team in the SEC in terms of Division I minutes (15,861).**

Joining Buffen in the frontcourt is senior Khadim Sy, who made an immediate impact in his first season at Ole Miss. The Dayton State/Virginia Tech transfer nearly averaged double figures in scoring, while finishing second behind Buffen in rebounding and blocks.

After starting the first five games of the 2019-20 campaign, Luis Rodriguez (5.8 ppg) suffered a foot injury that sidelined him for the remainder of the year. However, the 6-foot-6 wingman is healthy and back on the court. Having been granted a medical hardship for last season's injury, Rodriguez maintains sophomore eligibility. Shuler is excited about his teammate's return.



“I feel like Luis can guard anyone from the one to the four,” said Shuler. “He’s that competitive to where he will cause trouble on anyone who has the ball in their hands.”

Rounding out the returners are a pair of sophomores that saw reserve time as freshmen. Continuing his basketball career in his home state, Austin Crowley led the Ole Miss bench in playing time (16.6 minutes per game) and appeared in all 32 games. Sammy Hunter backed up the frontcourt as a freshman and will look to take another step forward this season.

Along with the returners, four newcomers have experience at the Division I level. Oxford native Jarkel Joiner is ready to suit up in the red and blue after sitting out last season. Transferring from CSU Bakersfield, where he earned First Team All-WAC honors, Joiner has had a year to learn Davis’ system on the practice court. Now, he gets to showcase his athleticism in front of his hometown fans.

“Jarkel, he loves the gym more than anybody else I’ve coached. He loves being in it, loves competing in it,” said Davis. “He’s always dreamed about playing at Ole Miss. His two years at Bakersfield, playing for a great Ole Miss player and coach in Rod Barnes, it gave him a great jumpstart. He’s chomping at the bit to put on the Ole Miss uniform and compete in The Pavilion.”

Graduate transfers Dimencio Vaughn and Romello White provide valuable experience following successful careers at Rider and Arizona State, respectively. The two were both ranked in ESPN’s list of best available grad transfers, making Ole Miss the only school to sign two of the top 10. Vaughn, leading the Broncos with 14.8 ppg a season ago to earn all-conference honors, adds versatility on both ends of the floor. White was a force on the glass for the Sun Devils (8.8 rebounds per game), while also converting 60.5 percent of his shot attempts (second in ASU history).



Devontae Shuler, a Preseason All-SEC guard, is the team’s leading returning scorer. He already ranks 10th in program history with 142 steals throughout his career.

“It definitely adds a lot more competition in the frontcourt because he (Romello White) was second in the Pac-12 in rebounding, so that’s something that I like – going against him every day in practice,” said Buffen. “Dimencio, he’s also a tough worker and rebounder, so it’ll be good for us.”

Samford transfer Robert Allen is ready to play right away after receiving a waiver that declared him eligible immediately. Allen was one of Samford’s leading scorers and rebounders over a pair of seasons. Playing 65 games for the Bulldogs, he averaged 12.0 ppg and 7.7 rebounds per game to go along with 11 double-doubles.

“We were all extremely excited to receive word of Robert’s waiver to play this season,” Davis said. “Rob will bring tremendous passion and energy to our team as he has shown every day in practice.”

A redshirt-freshman and a true freshman look to provide a spark on the court. After redshirting the 2019-20 season, 6-foot-11 forward Shon Robinson used that year to develop in Davis’ system and be ready to contribute this season. The lone true freshman on the team, Matthew Murrell begins his Ole Miss career with high expectations. When the Memphis, Tennessee, native signed with the Rebels

**“We’ve coached some good players here in my first two years. We’ve got more depth, more length and we’re stronger. I think, just early on, we’ve got more guys we’re going to be able to put in games.”**

**- Head Coach Kermit Davis**

last November, he was the highest ranked recruit in program history. Murrell showcased his athleticism at the team’s preseason tipoff event, Pavilion Madness, soaring through the air for several thunderous dunks during the dunk contest and the team’s scrimmage.

As the Rebels continue to prepare, the competitive practices should help increase the length of the bench. With COVID-19 still looming, depth is a virtue that could be relied on heavily this season.

“We have a more athletic, more physical-looking SEC roster to where we have 10-12 guys we can put in an SEC game,” Davis said.



The 2020-21 season will be the third under Kermit Davis. It will be Davis’ 26th season as a head coach.

# 2020-21 REBEL BREAKDOWN

### RETURNEES (8)

#### Starters (4)

No.	Name	Pos.	Ht.	Wt.	Yr.	Exp.	Ppg	Rpg	Apg	Spg	Bpg	G/GS
2	Devontae Shuler	G	6-2	190	Sr.	3L	11.7	4.5	3.3	1.7	0.3	32/32
5	KJ Buffen	F	6-7	230	Jr.	2L	10.1	6.1	1.6	1.4	0.9	32/32
3	Khadim Sy	F	6-10	238	Sr.	1L	9.0	5.5	1.7	0.7	0.8	31/29
15	Luis Rodriguez*	G/F	6-6	210	So.	2L	5.8	5.2	2.6	1.0	0.4	5/5

\*Was a starter before suffering a season-ending injury, receiving a medical redshirt

#### Other Letterwinners (4)

No.	Name	Pos.	Ht.	Wt.	Yr.	Exp.	Ppg	Rpg	Apg	Spg	Bpg	G/GS
23	Sammy Hunter	F	6-9	225	So.	1L	2.9	1.4	0.4	0.2	0.1	27/1
1	Austin Crowley	G	6-5	195	So.	1L	2.8	1.6	1.7	0.4	0.1	32/1
4	Antavion Collum	F	6-7	230	So.	1L	1.3	1.6	0.4	0.4	0.0	22/0
33	John McBride	G	6-7	214	So.	1L	0.3	0.3	0.0	0.0	0.1	9/0



Junior forward KJ Buffen

• Ole Miss returns four of its top six leading scorers, including a pair of Rebels that averaged double figures in **Devontae Shuler** (11.7 ppg) and **KJ Buffen** (10.1 ppg). Buffen joins frontcourt teammate **Khadim Sy** as the returning duo was finished top two on the team in rebounding and blocks a season ago. After a season-ending injury cut his 2019-20 campaign short, **Luis Rodriguez** is back as well; he started all five games before suffering his injury.

• **Devontae Shuler**, a 2020-21 Preseason Second Team All-SEC honoree, enters his senior season ranked 10th in school history with 142 steals. Playing in 97 games as a Rebel, Shuler has racked up 907 points as he nears the milestone of 1,000 career points. Last season, he was one of only two players (Ashton Hagans - Kentucky) to rank in the SEC's top five in both steals (1.7 per game) and assist/turnover ratio (1.7). Shuler ranked fifth in both categories.

• **Number changes** – One Rebel has changed numbers heading into the 2020-21 season: **Antavion Collum** (#14 to #4).

### LOST (6)

#### Starters (2)

No.	Name	Pos.	Ht.	Wt.	19-20 Yr.	Exp.	Ppg	Rpg	Apg	Spg	Bpg	G/GS
4	Breein Tyree*	G	6-2	195	Sr.	4L	19.7	3.7	2.5	1.3	0.1	31/30
0	Blake Hinson^	G/F	6-7	229	So.	2L	10.1	4.6	1.4	0.6	0.3	28/27

\* First Team All-SEC

^ Started after Luis Rodriguez's season-ending injury

#### Other Letterwinners (4)

13	Bryce Williams	G	6-2	180	Jr.	1L	3.1	0.8	0.8	0.6	0.2	29/2
10	Carlos Curry	F	6-11	240	R-Fr.	1L	0.7	0.7	0.1	0.2	0.1	17/0
11	Franco Miller Jr.	G	6-3	199	R-Fr.	1L	0.3	0.9	0.3	0.1	0.0	19/1
34	Conner McKay	G	5-11	182	Jr.	1L	0.0	0.0	0.0	0.0	0.0	2/0

• The Rebels must replace two-time First Team All-SEC guard **Breein Tyree**, who finished his career ranked sixth on the program's all-time scoring list with 1,797 points. He also ended his career ninth in free throws made (384), 10th in field goals made (603), 10th in assists (325) and 10th in minutes played (3,634). After going undrafted, Tyree signed with the reigning NBA Eastern Conference champion Miami Heat.

• **Carlos Curry** (Northwest Miss. CC), **Blake Hinson** (Iowa State), **Franco Miller Jr.** (Florida Gulf Coast) and **Bryce Williams** (Oklahoma State) transferred, while walk-on **Conner McKay** graduated.

# 2020-21 REBEL BREAKDOWN

## NEWCOMERS (6)

No.	Name	Pos.	Ht.	Wt.	Yr.	Exp.	Ppg	Rpg	Apq	Spq	Bpg	G/GS
0	Romello White	F	6-8	235	Gr.	TR	10.2	8.8	1.0	0.5	1.2	30/29
11	Matthew Murrell	G	6-4	200	Fr.	HS	---	---	---	---	---	---
12	Shon Robinson	F	6-11	220	R-Fr.	RS	---	---	---	---	---	---
14	Dimencio Vaughn	G/F	6-5	215	Gr.	TR	14.8	6.6	1.9	1.8	0.8	30/29
21	Robert Allen	F	6-8	230	Jr.	TR	14.0	6.8	1.3	1.1	1.3	31/30
24	Jarkel Joiner*	G	6-1	180	Jr.	TR	15.6	3.6	1.4	1.1	0.1	34/34

\* Stats from 2018-19 season

- The newcomers are highlighted by two of the top graduate transfers in the country in **Dimencio Vaughn** (Rider) and **Romello White** (Arizona State). **Robert Allen** (Samford) also received immediate eligibility from the NCAA. Rounding out the transfers is Oxford native **Jarkel Joiner** (CSU Bakersfield), who sat out last season.
- **Shon Robinson**, a four-star prospect and No. 85 nationally in the 2020 class by ESPN, redshirted last season and is ready to make an impact on this season's squad. **Matthew Murrell**, who was the highest ranked recruit in program history when he signed with the Rebels (No. 39), is the lone true freshman on the team.

## 2020-21 REBELS



Front Row (L-R): Assistant Coach Levi Watkins, Assistant Coach Ronnie Hamilton, Austin Crowley, Devontae Shuler, KJ Buffen, Matthew Murrell, Head Coach Kermit Davis, Max Vosloh, Luis Rodriguez, Jarkel Joiner, Antavion Collum, Coordinator of Operations Thomas Gray, Assistant Coach Win Case. Back Row (L-R): Athletic Trainer Andrew Beyke, Strength and Conditioning Coach Riley Allen, Coordinator of Video Operations Nathan Dye, Carson May, Sammy Hunter, Robert Allen, Khadim Sy, Shon Robinson, Romello White, John McBride, Jason Gibbs, Dimencio Vaughn, Assistant Director of On-Campus Recruiting Connor Walsh, Graduate Assistant Michael Van Hooser, Graduate Assistant Francis Duggan, Coordinator of Player Engagement Vic Meena

# 2020-21 REBEL ROSTER

## NUMERICAL

#	NAME	POS.	HT.	WT.	YR.-EXP.	HOMETOWN (LAST SCHOOL)
0	Romello White	F	6-8	235	GR-TR	Atlanta, Ga. (Arizona State)
1	Austin Crowley	G	6-5	195	SO-1L	West Point, Miss. (Sunrise Christian Academy (Kan.))
2	Devontae Shuler	G	6-2	185	SR-3L	Irmo, S.C. (Oak Hill Academy)
3	Khadim Sy	F	6-10	238	SR-1L	Dakar, Senegal (Daytona State)
4	Antavion Collum	F	6-7	230	SO-1L	Memphis, Tenn. (Bartlett HS)
5	KJ Buffen	F	6-7	230	JR-2L	Gainesville, Ga. (Gainesville HS)
11	Matthew Murrell	G	6-4	200	FR-HS	Memphis, Tenn. (IMG Academy (Fla.))
12	Shon Robinson	F	6-11	220	FR-RS	Chicago, Ill. (Eduprize (Ariz.))
14	Dimencio Vaughn	G/F	6-5	215	GR-TR	New York, N.Y. (Rider)
15	Luis Rodriguez	G/F	6-6	210	SO-2L	Los Angeles, Calif. (Woodstock Academy (Conn.))
21	Robert Allen	F	6-8	230	JR-TR	Orlando, Fla. (Samford)
23	Sammy Hunter	F	6-9	225	SO-1L	Nassau, Bahamas (B.C. Christian Academy (Canada))
24	Jarkel Joiner	G	6-1	180	JR-TR	Oxford, Miss. (CSU Bakersfield)
33	John McBride	G	6-7	218	SO-1L	Memphis, Tenn. (Memphis University School)

## ROSTER BREAKDOWN

### BY CLASS

**Graduates (2):** Dimencio Vaughn, Romello White

**Seniors (2):** Devontae Shuler, Khadim Sy

**Juniors (3):** Robert Allen, KJ Buffen, Jarkel Joiner

**Sophomores (5):** Antavion Collum, Austin Crowley, Sammy Hunter, John McBride, Luis Rodriguez

**Freshmen (2):** Matthew Murrell, Shon Robinson

### BY STATE/COUNTRY

**Mississippi (2):** Austin Crowley, Jarkel Joiner

**California (1):** Luis Rodriguez

**Florida (1):** Robert Allen

**Georgia (2):** KJ Buffen, Romello White

**Illinois (1):** Shon Robinson

**New York (1):** Dimencio Vaughn

**South Carolina (1):** Devontae Shuler

**Tennessee (3):** Antavion Collum, John McBride, Matthew Murrell

**The Bahamas (1):** Sammy Hunter

**Senegal (1):** Khadim Sy

## COACHING STAFF

### Head Coach:

Kermit Davis (Mississippi State, 1982), Third Season

### Assistant Coaches:

Win Case (University of Science and Arts of Oklahoma, 1986), Third Season

Ronnie Hamilton (Duke, 2002), Third Season

Levi Watkins (NC State, 2005), Third Season

**Coordinator of Basketball Operations:** Thomas Gray

**Coordinator of Video Services:** Nathan Dye

**Athletic Trainer:** Andrew Beyke

**Strength & Conditioning Coach:** Riley Allen

**Senior Staff Assistant:** Kara Hobson

## PRONUNCIATION GUIDE

KJ **BUFFEN**

**BUFF-en**

**ANTAVION** Collum

**an-TAY-vee-on**

Austin **CROWLEY**

**CROW-lee**

**DEVONTAE SHULER**

**duh-VON-tay SHOO-ler**

**KHADIM SY**

**huh-DEEM SEE**

**DIMENCIO** Vaughn

**deh-MEN-see-oh**

**ROMELLO** White

**row-MELLO**

# 2020-21 RADIO/TV ROSTER




**0**  
**ROMELLO WHITE**  
6-8 • 235 • F • Gr.  
Atlanta, Ga.




**1**  
**AUSTIN CROWLEY**  
6-5 • 195 • G • So.  
West Point, Miss.




**2**  
**DEVONTAE SHULER**  
6-2 • 185 • G • Sr.  
Irmo, S.C.




**3**  
**KHADIM SY**  
6-10 • 238 • F • Sr.  
Dakar, Senegal



**4**  
**ANTAVION COLLUM**  
6-7 • 230 • F • So.  
Memphis, Tenn.




**5**  
**KJ BUFFEN**  
6-7 • 230 • F • Jr.  
Gainesville, Ga.




**11**  
**MATTHEW MURRELL**  
6-4 • 200 • G • Fr.  
Memphis, Tenn.



**12**  
**SHON ROBINSON**  
6-11 • 220 • F • R-Fr.  
Chicago, Ill.



**14**  
**DIMENCIO VAUGHN**  
6-5 • 215 • F • Gr.  
New York, N.Y.



**15**  
**LUIS RODRIGUEZ**  
6-6 • 210 • G/F • So.  
Los Angeles, Calif.




**21**  
**ROBERT ALLEN**  
6-8 • 230 • F • Jr.  
Orlando, Fla.



**23**  
**SAMMY HUNTER**  
6-9 • 225 • F • So.  
Nassau, Bahamas



**24**  
**JARKEL JOINER**  
6-1 • 180 • G • Jr.  
Oxford, Miss.



**33**  
**JOHN MCBRIDE**  
6-7 • 214 • G • So.  
Memphis, Tenn.



**KERMIT DAVIS**  
Head Coach  
Third year at Ole Miss



**WIN CASE**  
Assistant Coach  
Third year at Ole Miss



**RONNIE HAMILTON**  
Assistant Coach  
Third year at Ole Miss



**LEVI WATKINS**  
Assistant Coach  
Third year at Ole Miss



## HEAD COACH KERMIT DAVIS

Kermit Davis is in his third season at the helm of Ole Miss Basketball. A nine-time conference coach of the year, Davis is 39th among active Division I head coaches with 438 career wins over 21 seasons, including stints at MT, Idaho and Texas A&M. In 25 seasons as a college basketball head coach, he has amassed 504 wins.

After leading Middle Tennessee to conference championships and NCAA Tournament runs, the Leakesville, Mississippi, native returned to his home state as the 22nd permanent head coach of the Ole Miss basketball program, as announced on March 15, 2018.

In both of his seasons at Ole Miss, Davis coached Breein Tyree to All-SEC First Team honors. Tyree's game blossomed in Davis' system, ranking in the conference's top three in scoring as a junior (third-17.9 ppg) and as a senior (second-19.7 ppg). Current Toronto Raptor Terence Davis also found success under his new head coach as a senior (2019) before becoming the first Rebel in more than a decade to play in the NBA.

During his second season, Davis earned his 500th career win as a head coach. With defense a common emphasis to his teams, Ole Miss finished the 2020 season ranked 15th nationally in three-point field goal percentage defense (29.2). The 2019-20 campaign was highlighted by a comeback victory over Penn State in the NIT Tip-Off, in which the Rebels trailed by as many as 21 points in the second half, and a 25-point victory over rival Mississippi State. The win over the Bulldogs was Ole Miss' fifth-largest margin of victory in the SEC's most-played rivalry.

Davis wasted no time making an impact in Oxford. With the Rebels coming off a last-place finish in 2017-18, the media picked Ole Miss to land at the bottom of the SEC standings again in 2018-19. However, Davis led one of the biggest turnaround seasons in the nation. Behind the play of All-SEC guards Tyree (first team) and Terence Davis (second team), the Rebels posted a 20-13 record to earn a spot in the NCAA Tournament for the first time in four years. With a return to March Madness for the sixth time in his career, Davis joined a list of 63 coaches in college basketball history to take three different schools to the NCAA Tournament.

Ole Miss won 13 of its first 15 games to begin the Davis era, which included victories against top-15 teams Auburn and Mississippi State to vault the Rebels into the national rankings for the first time in six years. Davis became the first Ole Miss head coach to win his first three SEC games. The Rebels ended the conference slate with a 10-8 mark, good enough for a tie for sixth in the standings. Davis was named SEC Coach of the Year by his peers and the Associated Press, earning conference coach of the year accolades for the ninth time in his career. He became the sixth Ole Miss coach to earn SEC Coach of the Year honors, while joining Andy Kennedy as the only Rebel coaches to collect the award in their first year in Oxford.

Davis brought an excited brand of basketball to The Pavilion, as Ole Miss led the SEC in increased attendance for conference games (23.75 percent). The Rebels sold

out five home games in his first year, exceeding the four sellouts combined over the first two and a half seasons in The Pavilion.

Prior to returning to his home state, Davis guided Middle Tennessee to league titles in seven of his last nine years in Murfreesboro, between Conference USA and the Sun Belt. Middle Tennessee was one of five programs he led to conference championships.

Under Davis' watch, Middle Tennessee made the 2013, 2016 and 2017 NCAA tournaments and defeated No. 2 seed Michigan State and No. 5 seed Minnesota in back-to-back seasons.

With a 25-8 record in 2018, Middle Tennessee reached the 24-win mark for the sixth time in seven seasons, which in turn led to six postseason appearances during that period. The Blue Raiders won consecutive Conference USA regular season titles in Davis' final two years, posting a 33-3 mark in C-USA play.

Davis' Blue Raiders posted a 31-5 record in 2017, including a 17-1 mark in Conference USA play, setting a school record for overall victories and a C-USA record for league wins. Middle Tennessee swept the conference regular season and tourney titles on its way to a second consecutive NCAA Tournament berth that saw them topple No. 5 seed Minnesota, 81-72, in Milwaukee.

The Blue Raiders finished the 2016 season with a 25-10 mark and won their first Conference USA Tournament title just three years into their tenure. In the Big Dance, Davis led the Raiders to St. Louis as a No. 15 seed against Tom Izzo's No. 2 seed and second-ranked Michigan State Spartans, directing one of the biggest upsets in NCAA Tournament history as the Blue Raiders captured a 90-81 win to move into the second round.

Middle Tennessee was a giant killer under Davis, posting a 12-11 record against seven different Power 5 teams from 2012 through 2018. Over the final three seasons, the Blue Raiders boasted a 7-1 record against the SEC and Big Ten, including the two NCAA Tournament wins.

Defense has long been a staple for Davis' squads, as the Blue Raiders ranked top two in C-USA in scoring defense in each of his final four seasons. That style of play correlated to tremendous success on the road, including a 23-3 record away from home over his last two campaigns.

With Davis' emphasis on academics, Middle Tennessee was one of only six teams in 2017 and one of only seven in 2016 with a 100 percent graduation rate and also win an NCAA Tournament game that season — joining Kansas, Villanova, Duke, Notre Dame and Butler in both seasons as well as Iowa in 2016. Davis graduated 52 consecutive MT student-athletes that exhausted their eligibility.

Davis excelled in ramping up fan support during his tenure as well, frequently surpassing season attendance marks while averaging a home crowd of nearly 7,000 in his final season. A Murphy Center attendance record of 11,807 was set for Western

Kentucky in 2004, while 11,802 fans were on hand for the Tennessee game in 2009.

Davis coached 25 all-conference players and five players of the year at Middle Tennessee and signed five top-25 recruiting classes, including the No. 11 class in 2004. He left Murfreesboro as the all-time winningest coach for both the school and the Sun Belt Conference.

Before arriving at Middle Tennessee in 2002, Davis spent five seasons as the associate head coach at LSU under John Brady. With Davis assembling multiple top-five recruiting classes, the Tigers captured the SEC title in 2000 and reached the Sweet 16 for the first time in 13 years.

In two tours of duty as Idaho head coach in 1997 and from 1989-90, Davis compiled a 63-29 record, the best three-year total in the program's history, and earned NCAA Tournament berths in 1989 and 1990.

Davis took the helm at Idaho before the 1989 season after two years as an assistant coach under Tim Floyd, and at the time, was the youngest Division I head coach in the nation at age 28. It was not the first time Davis had been the country's youngest head coach. When he was hired as the head coach at Southwest Mississippi Community College in 1984, he became the youngest junior college coach in the nation at age 24. His youth served him well at Southwest Mississippi, as he put together a 39-20 record in two seasons. His 1986 squad won 22 games, posting the school's first 20-win season in 17 years.

After spending two seasons as the head coach at Idaho, Davis went on to become the head coach at Texas A&M for the 1991 campaign. From Texas A&M, Davis moved on to serve as associate head coach at Chipola Junior College for two seasons before ascending to the top spot for the 1994 campaign. During his season as the team's head coach, Chipola finished the season ranked No. 4 in the national polls and posted a 27-5 record, giving the team the second-most wins in school history.

From Chipola, Davis moved on to serve as associate head coach at Utah State from 1995-96. With the Aggies, Davis coached under Larry Eustachy, and the pair combined to win the Big West championship in 1995.

The son of former Mississippi State head coach Kermit Davis Sr., the younger Davis played for the Bulldogs and graduated from MSU in 1982, before beginning his coaching career at his alma mater as a graduate assistant.

He and his wife, Betty, have two daughters, Ally and Claire.



A nine-time conference coach of the year, Kermit Davis is the reigning SEC Coach of the Year after his first season at Ole Miss.



The Davis family (from L-to-R): Betty, Kermit, Ally, Claire.

**CAREER RECORD AS A HEAD COACH (ALL DIVISIONS):**

504-293 (.632 pct. / 25 seasons)

**CAREER RECORD AS A HEAD COACH (DIVISION I):**

438-268 (.620 pct. / 22 seasons)

**COACHING HONORS**

- 1989 Big Sky Coach of the Year (league)
- 1990 Big Sky Coach of the Year (league)
- 2003 Sun Belt Coach of the Year (league)
- 2008 Sun Belt Coach of the Year (Colleg Insider.com)
- 2010 Sun Belt Coach of the Year (Colleg Insider.com)
- 2012 Sun Belt Coach of the Year (league, Colleg Insider.com)
- 2012 NABC District 24 Coach of the Year
- 2013 Sun Belt Coach of the Year (league, Colleg Insider.com)
- 2016 Daily News Journal Sportsperson of the Year
- 2017 Conference USA Coach of the Year (league)
- 2017 NABC District 11 Coach of the Year
- 2017 TSWA Coach of the Year
- 2019 Jim Phelan Award Finalist (Colleg Insider.com)
- 2019 SEC Coach of the Year (league, AP)



**COACHING CAREER**

Season	School	Position	Record/Postseason
1984-85	Southwest Mississippi CC	Head Coach	17-9
1985-86	Southwest Mississippi CC	Head Coach	22-11
1986-87	Idaho	Assistant Coach	16-14
1987-88	Idaho	Assistant Coach	19-11
1988-89	Idaho	Head Coach	25-6/NCAA First Round
1989-90	Idaho	Head Coach	25-6/NCAA First Round
1990-91	Texas A&M	Head Coach	8-21
1991-92	Chipola	Associate Head Coach	
1992-93	Chipola	Associate Head Coach	
1993-94	Chipola	Head Coach	27-5/State Semifinals
1994-95	Utah State	Associate Head Coach	21-8/NIT
1995-96	Utah State	Associate Head Coach	18-15
1996-97	Idaho	Head Coach	13-17
1997-98	LSU	Associate Head Coach	9-18
1998-99	LSU	Associate Head Coach	12-15
1999-2000	LSU	Associate Head Coach	28-6/NCAA Sweet Sixteen
2000-01	LSU	Associate Head Coach	13-16
2001-02	LSU	Associate Head Coach	19-15/NIT Second Round
2002-03	Middle Tennessee	Head Coach	16-14
2003-04	Middle Tennessee	Head Coach	17-12
2004-05	Middle Tennessee	Head Coach	19-12
2005-06	Middle Tennessee	Head Coach	16-12
2006-07	Middle Tennessee	Head Coach	15-17
2007-08	Middle Tennessee	Head Coach	17-15
2008-09	Middle Tennessee	Head Coach	18-14
2009-10	Middle Tennessee	Head Coach	19-14/CIT First Round
2010-11	Middle Tennessee	Head Coach	16-16
2011-12	Middle Tennessee	Head Coach	27-7/NIT Quarterfinals
2012-13	Middle Tennessee	Head Coach	28-6/NCAA First Four
2013-14	Middle Tennessee	Head Coach	24-9
2014-15	Middle Tennessee	Head Coach	19-17/CIT First Round
2015-16	Middle Tennessee	Head Coach	25-10/NCAA Second Round
2016-17	Middle Tennessee	Head Coach	31-5/NCAA Second Round
2017-18	Middle Tennessee	Head Coach	25-8/NIT Second Round
2018-19	Ole Miss	Head Coach	20-13/NCAA First Round
2019-20	Ole Miss	Head Coach	15-17

**EDUCATION:** Bachelor's (1982); Master's (1984) - Mississippi State

**FASTBREAK FACTS ON KERMIT DAVIS**

- Ranks 132nd all-time in career wins and 39th among active head coaches
- One of 63 coaches in college basketball history to take three different schools to the NCAA Tournament
- One of eight active head coaches to be the son of a former Division I head coach
- Nine seasons of 24 or more wins as a head coach
- Nine-time conference coach of the year
- Sixth Ole Miss coach to earn SEC Coach of the Year honors, only the second to do so in his first year
- First coach in Ole Miss history to win his first three SEC games
- Second coach in Ole Miss history to win 13 of his first 15 games as the Rebels' head coach
- Third coach in Ole Miss history to win 20 games in his first season as head coach
- Winningest head coach in Middle Tennessee history
- Winningest head coach in Sun Belt Conference history
- Coached Middle Tennessee to 179 wins in the last seven seasons, the most by any school in the state of Tennessee during that span
- Won nine conference championships (seven regular season, two conference tournaments) at Middle Tennessee over the past nine seasons
- During 2017-18 season, led the Blue Raiders to a nation-best 12 road wins as Middle Tennessee went 12-2 in true road games
- Coached one of the biggest upsets in NCAA Tournament history, leading No. 15 seed Middle Tennessee to a win over No. 2 seed Michigan State in the 2016 NCAA Tournament
- One year later, led Middle Tennessee back to the NCAA Tournament as a No. 12 seed, where they beat No. 5 seed Minnesota
- As a head coach, has led his teams to 14 conference championships (10 regular season, four conference tournaments)
- Serving as associate head coach, helped Utah State and LSU earn conference titles; took LSU to the Sweet 16 to conclude a 28-6 campaign
- Inducted into the Southwest Mississippi College Hall of Fame in October 2018
- Youngest Division I head coach in the nation at Idaho at age 28
- Youngest junior college coach in the nation at Southwest Mississippi at age 24
- He and his wife Betty have two daughters, Ally and Claire

\*Coach Davis' full bio can be found on [OleMissSports.com](http://OleMissSports.com)





# win CASE

Assistant Coach

Third Season

University of Science and Arts of Oklahoma ('86)



Win Case is in his third season as Ole Miss assistant coach after head coach Kermit Davis named him to the staff in March 2018.

Alongside Davis for the past 12 seasons, Case helped turn Middle Tennessee into a mid-major powerhouse before following the head coach to Oxford.

In two seasons at Ole Miss, Case has been instrumental in the Rebels' recruiting success. Case served as the primary recruiter of incoming freshman Matthew Murrell, the highest ranked recruit to sign with the Rebels. During the staff's first full recruiting cycle, Case helped assemble a top-20 class, one of the best in Ole Miss history.

Case helped create a different culture of Ole Miss Basketball immediately. That shift proved successful as the Rebels earned a trip to the NCAA Tournament in Case's first season in Oxford. Ole Miss posted a 20-13 overall record to go along with a 10-8 mark to place sixth in the SEC, well ahead of the media's last-place prediction. Case guided All-SEC guards Breein Tyree (first team) and Terence Davis (second team), the highest scoring duo in conference games at 19.1 ppg and 15.5 ppg, respectively. Throughout the season, Ole Miss knocked down free throws at a 78.3 percent clip to rank fourth in the nation and set a school record.

Prior to his arrival in Oxford, Case spent 10 seasons on Davis' staff at Middle Tennessee, helping the Blue Raiders capture seven conference titles and make three NCAA Tournament appearances. Middle Tennessee won 232 games during Case's decade in Murfreesboro, including six seasons with at least 24 victories.

Case was highly successful at each of his previous collegiate stops with a proven track record as both an assistant and head coach, having been part of national championship teams in each capacity. His career win-loss record as a head coach is an astounding 392-169. In 2012, Case was one of 15 coaches named to the NAIA 75th Anniversary Team, joining the likes of John Wooden and other legendary coaches.

The highly successful coach was the head men's basketball coach at Redlands College for one season, following a two-year stint at Eastern Oklahoma State College, where he served as head men's basketball coach and athletics director. Case was head coach at Oklahoma City University for 13 years, posting a 343-127 record and

winning the NAIA National Championship in 1994 and again in 1996. Before being head coach at Oklahoma City, Case served as an assistant there for two years and was part of two NAIA national championships (1991, 1992). The 1992 squad was 38-0.

Case played two seasons at Seminole Junior College and led the team to a runner-up finish in the NJCAA national championship game. Following two years of junior college, Case played two years at Oklahoma State, where he averaged 10.7 points as a senior. Case and current Kansas head coach Bill Self were teammates at Oklahoma State, and his son, Jeremy, was a member of Kansas' national championship team in 2008 and is currently the video coordinator for the Jayhawks.

Case began his coaching career as an assistant at Oklahoma Baptist in 1987. He spent two seasons as an assistant at Eastern Oklahoma before joining the staff at Oklahoma City University. He earned his bachelor's degree from the University of Science and Arts of Oklahoma in 1986.

Case has four children – Jeremy, Tiffany, Pierce and Julian. He is married to the former Ronda Crowe.

## THE CASE FILE

### COACHING CAREER

Season	School	Position
2019-Pres.	Ole Miss	Assistant Coach
2009-18	Middle Tennessee	Assistant Coach
2008	Redlands College	Head Coach/Athletic Director
2006-07	Eastern Oklahoma St.	Head Coach/Athletic Director
1994-2005	Oklahoma City University	Head Coach
1992-93	Oklahoma City University	Assistant Coach
1989-90	Eastern Oklahoma St.	Assistant Coach
1988	Oklahoma Baptist	Assistant Coach

### EDUCATION

1986 B.A. in Education  
University of Science and Arts of Oklahoma



Coach Case leading the huddle during the Rebels game against Vanderbilt at The Pavilion.

# ronnie HAMILTON

Assistant Coach

Third Season

Duke (2002)



Ronnie Hamilton is in his third year as assistant coach for the Rebels, having been hired by head coach Kermit Davis in March 2018.

Hamilton has been alongside Davis for the past six seasons, two at Ole Miss and four at Middle Tennessee. Working with the guards, Hamilton's guidance has led to the growth of several Rebels. In Hamilton's two seasons in Oxford, Breein Tyree earned All-SEC honors both years as one of the conference's top scorers.

A top recruiter, Hamilton made an immediate impact as Ole Miss' 2019 class ranked top-20 nationwide, one of the highest-ranked recruiting classes in school history.

Hamilton helped the Rebels return to the NCAA Tournament for the first time in four seasons. Ole Miss exceeded expectations after being picked to finish last in the SEC, posting a 20-13 (10-8 SEC) record to place sixth in the conference standings and earn a berth to March Madness.

In his first season at Ole Miss, Hamilton helped mentor the highest scoring duo in the SEC in all-conference guards Tyree (first team) and Terence Davis (second team). Focusing on defense, Devontae Shuler (56) and Terence Davis (54) became the first pair of Rebels to tally at least 54 steals in the same season. The Rebels also shot 78.3 percent from the free throw line, a school record that ranked fourth in the country.

Before coming to Ole Miss, Hamilton was at Middle Tennessee for four seasons, assisting the program in one of the best runs in school history. With Davis and fellow Rebel assistant Win Case, he helped produce a stretch in which the Blue Raiders earned three straight Conference USA championships, recorded two NCAA Tournament upsets over No. 2 seed Michigan State (2016) and No. 5 seed Minnesota (2017) and won a school-record 31 games (2016).

Before arriving at Middle Tennessee, Hamilton was familiar with Conference USA due to stints at Houston and Tulane. The Oxford, North Carolina, native joined the Blue Raider coaching staff after a two-year stop at Houston.

During the 2012-13 season, Hamilton helped the Cougars post a 20-13 record and a 7-9 mark in C-USA play before they made the move to the American Athletic Conference.

In his first season with Houston, Hamilton worked closely with guard Joseph

Young, who was named to the All-Conference USA Third Team and was selected to the USBWA All-District VII squad. During the 2012-13 campaign, Hamilton also worked closely with Danuel House, who went on to garner C-USA Freshman of Year honors, marking a program first for Houston in C-USA.

Prior to his two years at Houston, Hamilton spent a pair of years on the Tulane coaching staff. With the Green Wave, he played a large role in recruiting 2012 All-Conference USA First Team honoree and C-USA Freshman of the Year Ricky Tarrant. Hamilton was also heavily involved in recruiting Josh Davis, who was a First Team All-C-USA player during the 2012-13 season.

Hamilton served two years as an assistant at The Citadel, where he was instrumental in the development and recruitment of All-Southern Conference selection and mid-major All-Americans Demetrius Nelson, John Brown, Michael Groselle and Cameron Wells. While on the Bulldog coaching staff, Hamilton helped lead The Citadel to 36 wins, including a school-record tying 20 wins during the 2008-09 campaign.

Hamilton made his way to Charleston, South Carolina after a three-year stint at Division II member Tarleton State from 2005-08. The Texans posted a 70-23 record, picking up wins against Baylor and TCU during his tenure in Stephenville, Texas. In 2005-06, Tarleton State made the program's second-straight Elite Eight appearance and posted a 27-7 overall record.

In 2005, Hamilton graduated with his master's in physical education with a concentration in sports administration from UNC Pembroke, where he served as a graduate assistant coach for the Braves from 2003-05. As a GA at Pembroke, he was responsible for planning practices, leading on-floor coaching, heading up the strength and conditioning program and handling film exchange, while also serving as the recruiting coordinator.

He received his bachelor's degree in political science and history from Duke in 2002. Hamilton was a four-year letterman for the Blue Devil football team as a defensive back.

Hamilton has four children – Jalyn, Ryan, Annalisa and Bryson. He is married to the former Christabell Mariner.

## THE HAMILTON FILE

### COACHING CAREER

Season	School	Position
2019-Pres.	Ole Miss	Assistant Coach
2015-18	Middle Tennessee	Assistant Coach
2013-14	Houston	Assistant Coach
2011-12	Tulane	Assistant Coach
2009-10	Citadel	Assistant Coach
2006-08	Tarleton State	Assistant Coach
2004-05	UNC Pembroke	Graduate Assistant

### EDUCATION

2002 B.A. in Political Science and History  
Duke



Ronnie Hamilton on the bench during a Rebel home game against Arkansas last season.

# levi WATKINS

Assistant Coach

Third Season

NC State (2005)



Levi Watkins is in his third year as assistant coach for the Rebels, having been hired by head coach Kermit Davis in April 2018.

Primarily coaching the post players, Watkins has seen growth and production from the Ole Miss frontcourt. In his second season, sophomore KJ Buffen blossomed into a starting role to average 10.1 ppg and a team-high 6.1 rpg (17th in SEC). Watkins guided Khadim Sy in the transfer's first season in Oxford, as the forward made an immediate impact with 9.0 ppg and 5.5 rpg.

In his first season with Davis, Watkins helped bring Ole Miss to the NCAA Tournament as part of one of the nation's biggest turnaround seasons. Predicted to finish last in the SEC by the media, the Rebels tied for sixth with a 10-8 conference mark to go along with an overall record of 20-13. Ole Miss tallied a 78.3 free throw percentage, ranking fourth in the nation and setting a school record. The frontcourt of Bruce Stevens (86.7 percent) and Dominik Olejniczak (76.3 percent), coached by Watkins, played a big part in the team's free throw shooting.

In the recruiting landscape, Watkins was pivotal in assembling one of the best classes in Ole Miss history. The 2019 class, the first full cycle for the new coaching staff, ranked top-20 nationally.

Before coming to Ole Miss, Watkins was an assistant coach at Arizona State for three seasons where he played a major role in all aspects of the program, including recruiting, player development, scouting and game preparation, academics and community relations. In Watkins' final season at Arizona State, the Sun Devils were ranked as high as No. 3 in the AP poll (highest in school history) and was the last undefeated team in Division I men's basketball. Arizona State went 12-0 in non-conference play and defeated two eventual 2018 NCAA Tournament No. 1 seeds (Kansas, Xavier). Arizona State was the only major conference team to lead their conference in scoring and turnover margin. Also in Watkins' final season at Arizona State, the Sun Devils broke their home basketball attendance record and participated in the 2018 NCAA Tournament.

Prior to Arizona State, Watkins spent two seasons as an assistant coach at the University at Buffalo, where the Bulls went 42-20 and advanced to the NCAA Tournament for the first time in school history.

In Watkins' final season at Buffalo he helped guide the University at Buffalo to its first MAC Championship and NCAA Tournament berth in addition to winning the MAC regular season title. Buffalo also tied the program's highest win total (23) and finished with a program-best RPI of 29. The Bulls won 10 road games in 2014-15, the most in school history. Buffalo closed the season as the conference leader in scoring, scor-

ing margin and assists.

In his first year with Buffalo, Watkins helped lead the Bulls to their first outright MAC East title, leading the conference in both scoring margin and assists and ranking second in scoring. Watkins worked primarily with the post players and in both seasons a post player won MAC Player of the Year honors. Forward Justin Moss, the 2015 MAC Player of the Year, led the conference in scoring and rebounding, while forward Javon McCrea became Buffalo's all-time leading scorer and led the MAC in both scoring and rebounding during the 2013-14 season while under Watkins' direction.

Prior to Buffalo, Watkins spent eight years as both the director of basketball operations and video coordinator at North Carolina State University (NC State). Watkins touched all facets of the program, including all day-to-day operations, recruiting, player academics, daily scheduling, and managing the program's video operations, including scouting, film edits, and exchanges. He also mentored student-athletes for academic, professional, and personal development.

In addition to serving in those capacities, Watkins served as the executive camp director, academic liaison, and administrative coordinator, as well as the liaison between men's basketball and various other athletic departments and campus units. During Watkins' tenure, the Wolfpack signed five top 15 nationally-ranked recruiting classes and a total of seven McDonald's All-Americans. He also had the opportunity to work with and/or for 12 Division I head coaches.

As a player, Watkins was part of the No. 1 high school recruiting class in 2001. Julius Hodge, the 2004 ACC Player of the Year and 2005 NBA 1st round pick, along with NBA veteran Josh Powell were in the same recruiting class as Watkins. Watkins played at NC State from 2002-05.

He helped lead the Wolfpack to four consecutive NCAA Tournaments, making NC State one of 21 teams in the country to do so at the time. NC State progressed to at least the second round in three of his four years, including the Sweet Sixteen during his senior season. He has been to a combined 10 NCAA Tournaments over the course of his playing and coaching careers.

While playing at the prestigious Montrose Christian High School in Rockville, Maryland, Watkins was a 2001 Parade All-American and led his team to a final top 25 national ranking. As a senior, Watkins was named the Gatorade and USA Today Maryland State Player of the Year.

Watkins graduated from North Carolina State University with a bachelor's degree in business management. He and his wife, Monica, have two children: Levi (III) and Leah.

## THE WATKINS FILE

### COACHING CAREER

Season	School	Position
2019-Pres.	Ole Miss	Assistant Coach
2016-18	Arizona State	Assistant Coach
2014-15	Buffalo	Assistant Coach
2010-13	NC State	Director of Operations
2007-09	NC State	Video Coordinator
2006	NC State	Administrative Coordinator

### EDUCATION

2005 B.A. in Business Management  
NC State



Levi Watkins (left) talks to players on the court in a Rebel home game at The Pavilion against LSU.

## thomas GRAY

Coordinator of Operations • 3rd Season  
Mississippi College (2009)



Thomas Gray, who spent four seasons as the head coach at Southwest Mississippi Community College, is in his third season as the team's coordinator of operations.

In his role with the Rebels, Gray manages the day-to-day operations of the Ole Miss men's basketball program. Specific duties include coordinating team travel, organizing summer camps and monitoring the budget.

Gray compiled a 61-39 record in four years at Southwest Mississippi C.C., guiding the Bears to the NJCAA Region 23 semifinals in each of his final two seasons. During his tenure, Gray coached 15 players that went on to earn NCAA Division I scholarships, the most of any Region 23 team over the last four years. Student-athletes excelled on and off the court under Gray's tutelage with all but two holding grade point averages that exceeded 3.0 throughout his time as Southwest's head coach.

In 2017-18, Southwest got off to its best start in more than 20 years by winning 12 of its first 13 games. Gray led the Bears to their third straight season of at least 17 wins, the first time Southwest accomplished that feat in three decades. The season was highlighted by the largest comeback in college basketball history. Down 34 points against Pearl River with 14 minutes left, the Bears rallied to win, breaking a 68-year old record set by Duke (32 points vs. Tulane) in 1950. During the 2016-17 campaign, Southwest finished runner-up in the MACJC South Division, the highest division finish since 2001, with an 18-9 record.

His team was named the NJCAA Men's Basketball Academic Team of the Year for the second consecutive year with a team GPA of 3.59, the second-highest cumulative GPA in the history of NJCAA Men's Basketball. The Bears became the first MACJC men's basketball team to ever win the award in 2015-16, boasting a 3.42 GPA. In just his second season as Southwest head coach, Gray led the Bears to a MACJC State Championship for the first time in 53 years.

After spending three seasons as an assistant at SMCC, Gray was named assistant coach at UT Martin until he got the call back to Summit to become the school's head coach. He began working in the college basketball world as a graduate assistant at Mississippi College, where he earned his master's degree in 2011. Gray also attended Mississippi College as an undergraduate, collecting a bachelor's degree in 2009.

Gray and his wife, Ashley, reside in Oxford. They have a daughter, Charlotte, born in the spring of 2020.

## nathan DYE

Coordinator of Video Services • 5th Season  
Ole Miss (2012)



Nathan Dye is in his fifth year as the coordinator of video services for the Ole Miss men's basketball program.

Dye is responsible for the program's video operations and primarily focuses on team and opponent scouting, motivational and highlight videos, and the collection and organization of the team's video and data files.

Dye served as a graduate manager for Ole Miss and Andy Kennedy from 2012-14. He helped the Rebels to 46 wins over two years, including the SEC Tournament Championship in 2013, and a win over Wisconsin in the NCAA Tournament that season.

A native of Jackson, Mississippi, Dye graduated from Jackson Academy and earned his B.A. in Public Policy Leadership from Ole Miss in 2012 and his M.B.A. in 2014. Born October 1, 1989, he is the son of Hamp and Shannon Dye and has one brother, David. He married the former Hannah Korte, of Metropolis, Illinois, on July 25, 2015. Hannah and Nathan are parents to Ann Hampton Dye (1/21/17) and Lena Elizabeth Dye (8/30/18). The family has one dog, Nash.

## SUPPORT STAFF




**Vic Meena**  
Coordinator of Player  
Development



**Riley Allen**  
Strength & Conditioning Coach



**Andrew Beyke**  
Athletic Trainer



**Connor Walsh**  
Assistant Director of  
On-Campus Recruiting



**Kara Hobson**  
Senior Staff Assistant

# 2020-21 OLE MISS REBELS




5 <sup>kj</sup>  
BUFFEN

Gainesville, Ga. • Gainesville HS

6-7 • 230 • 2L

Multi-Disciplinary Studies

JR.  
F



**2019-20 (SOPHOMORE):** One of two Rebels to start all 32 games, averaging 29.5 minutes per game ... Recorded 10.1 ppg and a team-high 6.1 rpg ... His rebounding ranked 17th in the SEC ... Talled 1.4 steals per game to rank ninth in the conference ... Led the Rebels with 28 blocks ... Shot 50.4 percent (122 of 242) from the field, 23.8 percent (5 of 21) from beyond the arc and 67.9 percent (74 of 109) from the free throw line ... Scored double figures in 17 games, including three 20-point games ... Brought down at least eight rebounds in 13 contests ... Recorded the first two double-doubles of his career, tallying 12 points and 10 rebounds versus Arkansas (1/11) as well as 13 points and 10 rebounds versus Missouri (3/4) ... Scored a career-high 23 points in the win over Norfolk State (11/12) ... Had 13 points while leading the team with nine rebounds, six assists (career high) and four steals (career high) in a comeback victory over Penn State (11/27) in Brooklyn, helping him land on the NIT Tip-Off All-Tournament Team ... Scored 20 points at Florida (1/14), his most in an SEC game, with the help of going 10 of 11 at the free throw line ... Produced a career-high three blocks versus Tennessee Tech (12/29), tying for the most by a Rebel during the season.

**2018-19 (FRESHMAN):** Came off the bench in 31 of the 33 games, averaging 20.9 minutes per game to lead the reserves, but started a pair of SEC contests ... Averaged 6.0 ppg, 4.4 rpg (second on team) and 0.8 spg ... Shot 47.2 percent (68 of 144) from the field, 25.0 percent (4 of 16) from beyond the arc and 69.0 percent (58 of 84) from the free throw line ... Registered 16 blocks to rank third on the team ... Reached double figures in scoring five times throughout the season ... Scored a season-high 17 points and went 8 for 8 from the free throw line at Florida (1/30) ... Contributed 16 points off the bench to help the Rebels knock off No. 10 Auburn (1/9) ... Scored 14 points and dished out a season-high four assists in a win over Missouri (2/16) ... Pulled down at least six rebounds in nine different games, including a season-high nine versus Middle Tennessee (12/21).

**HIGH SCHOOL:** Listed as a four-star forward and the No. 7 player in the state of Georgia by ESPN.com ... Three-star prospect according to 247Sports and Rivals.com ... Earned four letters at Gainesville High School under head coach Benjie Wood ... Averaged 24.6 points per game and 9.6 rebounds per game as a senior, earning first team all-state honors and getting named Region 8-AAAAAA Player of the Year ... Led the Red Elephants to a 25-5 record and a spot in the state championship game, the school's first appearance in the state finals since 2013 ... One of only 15 players named to the Atlanta Tipoff Club All-Metro High School Boys Team ... As a junior, earned Class 6A All-State honors while averaging 20.2 ppg and 8.0 rpg ... Guided Gainesville to the first of back-to-back Lanierland Tournament titles and helped the team advance to the state quarterfinals ... Averaged 16.0 ppg as a sophomore and 14.6 ppg as a freshman.

**PERSONAL:** Son of Sean Buffen ... Full name is Kenyon Joseph Buffen ... Has one brother, Sean, and one sister, Kyra ... Born: May 27, 2000 ... Multi-Disciplinary Studies major.



2019-2020 GAME BY GAME STATISTICS

Date	Opponent	Min	FG	3-pt	FT	Pts	Rebs	A	TO	B	S
11/8	<b>*Arkansas State</b>	24	5-6	1-1	5-8	16	9	1	2	2	3
11/12	<b>*Norfolk State</b>	38	9-13	0-1	5-6	23	9	2	3	0	3
11/15	<b>*Western Michigan</b>	13	2-2	0-0	1-2	5	6	0	1	0	0
11/19	<b>*Seattle</b>	25	6-10	1-2	0-0	13	8	1	2	0	2
11/23	*at Memphis	23	4-8	1-2	4-7	13	6	0	2	1	1
11/27	*vs. Penn State	39	6-13	0-0	1-2	13	9	6	0	1	4
11/29	*vs. Oklahoma State	32	2-11	0-0	0-0	4	5	2	3	0	2
12/3	<b>*Butler</b>	24	1-2	0-0	0-1	2	4	2	1	4	0
12/7	<b>*CSU-Bakersfield</b>	37	5-7	0-1	0-3	10	3	1	2	1	1
12/14	<b>*Middle Tennessee</b>	28	1-3	0-0	0-0	2	8	4	0	2	2
12/21	*vs. Southeastern Louisiana	32	3-5	0-0	3-4	9	9	5	2	0	0
12/29	<b>*Tennessee Tech</b>	31	6-12	1-4	7-8	20	8	1	2	3	2
1/4	*at Wichita State	20	1-5	0-1	2-2	4	1	0	2	1	1
1/7	*at Texas A&M	32	0-3	0-0	0-0	0	4	1	1	0	1
1/11	<b>*Arkansas</b>	28	4-6	0-0	4-4	12	10	0	2	2	0
1/14	*at Florida	31	5-8	0-1	10-11	20	5	0	2	1	1
1/18	<b>*LSU</b>	20	4-8	0-1	0-4	8	5	1	2	0	1
1/21	*at Tennessee	29	1-4	0-1	2-4	4	6	3	2	1	1
1/25	*at Georgia	28	5-6	0-1	4-4	14	4	1	1	1	1
1/28	<b>*Auburn</b>	37	4-10	0-1	2-2	10	2	0	1	2	2
2/1	*at LSU	22	3-6	0-0	0-0	6	4	0	2	1	0
2/5	<b>*South Carolina</b>	24	3-8	0-0	1-2	7	5	2	1	1	2
2/8	<b>*Florida</b>	38	6-8	0-1	2-2	14	9	4	0	1	0
2/11	<b>*Mississippi St.</b>	26	1-4	0-0	1-2	3	7	2	1	0	3
2/15	*at Kentucky	35	6-13	0-1	1-2	13	4	1	0	2	2
2/18	*at Missouri	36	4-10	0-1	5-7	13	8	1	2	1	2
2/22	<b>*Alabama</b>	13	1-2	0-0	0-0	2	0	1	0	0	0
2/25	*at Auburn	36	6-13	0-0	4-5	16	8	1	3	2	3
2/29	<b>*Vanderbilt</b>	29	8-11	0-0	1-2	17	6	3	0	0	1
3/4	<b>*Missouri</b>	34	3-7	1-1	6-8	13	10	4	2	1	2
3/7	*at Mississippi St.	30	2-9	0-0	2-5	6	6	2	1	0	1
3/11	*vs. Georgia	29	5-9	0-0	1-2	11	8	0	2	1	0

\* Indicates start  
Home games in bold

CAREER HIGHS

POINTS

23, vs. Norfolk State (11/12/19)

REBOUNDS

10, 2x, MR: vs. Missouri (3/4/20)

FIELD GOALS

9 vs. Norfolk State (11/12/19)

FREE THROWS

10 at Florida (1/14/20)

THREE-POINTERS

1, 9x, MR: vs. Missouri (3/4/20)

ASSISTS

6 vs. Penn State (11/27/19)

STEALS

4, vs. Penn State (11/27/19)

BLOCKS

3 vs. Tennessee Tech (12/29/19)

CAREER STATISTICS

YEAR	G-GS	MIN/AVG	FG-FGA	PCT	3P-3PA	PCT	FT-FTA	PCT	REB-AVG	A	TO	B	S	PTS/AVG
2018-19	33-2	691/20.9	68-144	.472	4-16	.250	58-84	.690	145-4.4	38	55	16	26	198/6.0
2019-20	32-32	943/29.5	122-242	.504	5-21	.238	74-109	.679	196-6.1	52	49	28	46	323/10.1
<b>TOTAL</b>	<b>65-34</b>	<b>1634/25.1</b>	<b>190-386</b>	<b>.492</b>	<b>9-37</b>	<b>.243</b>	<b>132-193</b>	<b>.684</b>	<b>341-5/2</b>	<b>90</b>	<b>104</b>	<b>44</b>	<b>72</b>	<b>521/8.0</b>



# 4 Antavion COLLUM

Memphis, Tenn. • Bartlett HS

6-7 • 230 • 1L

Freshman Studies

SO.  
F



**2019-20 (FRESHMAN):** Appeared in 22 games off the bench, averaging 10.2 minutes per game ... Recorded 1.3 ppg and 1.6 rpg ... Shot 29.6 percent (8 of 27) from the field, 15.4 percent (2 of 13) from beyond the arc and 66.7 percent (10 of 15) from the free throw line ... Scored in eight games ... Led the Rebels with a career-high seven points in the NIT Tip-Off championship game against Oklahoma State (11/29) ... Pulled down a career-high seven rebounds at No. 12 Kentucky (2/15) ... Scored five points with three rebounds over 20 minutes against Alabama (2/22) ... Named to the First-Year SEC Academic Honor Roll.

**HIGH SCHOOL:** A four-star prospect rated as the No. 4 player in the state of Tennessee by ESPN ... Named Class AAA All-State on his way to being a finalist for Tennessee's Mr. Basketball ... Averaged 14.9 ppg, 8.7 rpg and 3.1 apg as a senior to lead Bartlett to a 31-3 record ... Earned first team all-metro by the Commercial Appeal ... As a junior, averaged 20.5 ppg, 6.0 rpg and 4.7 apg at Tennessee Prep Academy ... Tabbed first team COC All-Tournament during the Illinois event ... Played at Memphis East High School as a freshman and sophomore.

**PERSONAL:** Son of Charles and Kimberly Haney ... Full name is Antavion Tre'vell Collum ... Nicknamed "Dude" ... Born: Jan. 1, 2000 ... Freshman Studies major.



2019-2020 GAME BY GAME STATISTICS

Date	Opponent	Min	FG	3-pt	FT	Pts	Rebs	A	TO	B	S
<b>11/8</b>	<b>Arkansas State</b>	12	0-2	0-1	0-0	0	0	0	0	0	1
<b>11/12</b>	<b>Norfolk State</b>	1	0-0	0-0	0-0	0	0	0	1	0	0
<b>11/15</b>	<b>Western Michigan</b>	7	1-2	1-2	0-0	3	2	1	1	0	2
<b>11/19</b>	<b>Seattle</b>	7	0-1	0-1	0-1	0	2	0	2	0	1
11/23	at Memphis	7	0-0	0-0	2-2	2	3	0	1	0	0
11/27	vs. Penn State	12	0-0	0-0	0-0	0	1	0	0	0	1
11/29	vs. Oklahoma State	10	2-4	0-2	3-4	7	2	0	0	0	1
<b>12/3</b>	<b>Butler</b>										
<b>12/7</b>	<b>CSU-Bakersfield</b>	3	0-1	0-1	0-0	0	0	0	0	0	0
<b>12/14</b>	<b>Middle Tennessee</b>										
12/21	vs. Southeastern Louisiana										
<b>12/29</b>	<b>Tennessee Tech</b>	9	0-0	0-0	0-0	0	1	1	0	0	0
1/4	at Wichita State	25	1-4	1-4	1-2	4	3	0	0	0	1
1/7	at Texas A&M	12	0-1	0-0	0-0	0	3	0	0	0	0
<b>1/11</b>	<b>Arkansas</b>										
1/14	at Florida	1	0-0	0-0	0-0	0	0	0	0	0	0
<b>1/18</b>	<b>LSU</b>	1	0-1	0-1	0-0	0	0	0	0	0	0
1/21	at Tennessee	1	0-0	0-0	0-0	0	0	0	0	0	0
1/25	at Georgia										
<b>1/28</b>	<b>Auburn</b>										
2/1	at LSU	5	0-1	0-1	0-0	0	2	0	0	0	0
<b>2/5</b>	<b>South Carolina</b>	21	0-2	0-0	1-2	1	5	3	2	0	0
<b>2/8</b>	<b>Florida</b>	15	1-1	0-0	0-0	2	0	1	0	0	0
<b>2/11</b>	<b>Mississippi St.</b>	28	0-0	0-0	0-0	0	3	0	0	0	0
2/15	at Kentucky	22	1-3	0-0	2-2	4	7	0	1	0	1
2/18	at Missouri	4	0-1	0-0	0-0	0	0	0	0	0	0
<b>2/22</b>	<b>Alabama</b>	20	2-3	0-0	1-2	5	3	2	2	0	1
2/25	at Auburn	2	0-0	0-0	0-0	0	0	0	0	0	0
<b>2/29</b>	<b>Vanderbilt</b>										
<b>3/4</b>	<b>Missouri</b>										
3/7	at Mississippi St.										
3/11	vs. Georgia										

\* Indicates start  
Home games in bold

CAREER HIGHS

POINTS

7 vs. Oklahoma State (11/29/10)

REBOUNDS

7 at Kentucky (2/15/20)

FIELD GOALS

2, 2x, MR: vs. Alabama (2/22/20)

FREE THROWS

3 vs. Oklahoma State (11/29/19)

THREE-POINTERS

1, 2x, MR: at Wichita State (1/4/20)

ASSISTS

3 vs. South Carolina (2/5/20)

STEALS

2 vs. Western Michigan (11/15/19)

BLOCKS

---

CAREER STATISTICS

YEAR	G-GS	MIN/AVG	FG-FGA	PCT	3P-3PA	PCT	FT-FTA	PCT	REB-AVG	A	TO	B	S	PTS/AVG
<b>2019-20</b>	22/0	225/10.2	8/27	.296	2/13	.154	10/15	.667	36/1.6	8	10	0	9	28/1.3
<b>TOTAL</b>	<b>22/0</b>	<b>225/10.2</b>	<b>8/27</b>	<b>.296</b>	<b>2/13</b>	<b>.154</b>	<b>10/15</b>	<b>.667</b>	<b>36/1.6</b>	<b>8</b>	<b>10</b>	<b>0</b>	<b>9</b>	<b>28/1.3</b>

1 austin  
**CROWLEY**

SO.  
G

West Point, Miss. • Sunrise Christian Academy (Kan.)

6-5 • 195 • 1L

Sport and Recreation Administration



**2019-20 (FRESHMAN):** One of three Rebels to play in all 32 games, coming off the bench in 31 of them ... His lone start came at Florida (1/14) ... Led the bench in playing time, averaging 16.6 minutes per game ... Tallied 2.8 ppg, 1.7 apg and 1.6 rpg ... Ranked third on the team in assists (53) ... Shot 36.9 percent (31 of 84) from the field, 28.2 percent (11 of 39) from beyond the arc and 75.0 percent (18 of 24) from the free throw line ... Scored a career-high 11 points versus Middle Tennessee (12/14) ... Dished out a career-high eight assists, the second-most by a Rebel during the season, with only one turnover in the win over Vanderbilt (2/29) ... Scored six points in three of the first four games of his career ... Played at least 22 minutes in each of the last five games of the season ... Named to the First-Year SEC Academic Honor Roll.

**HIGH SCHOOL:** Rated as a four-star recruit by 247Sports, ESPN and Rivals ... Listed as the No. 70 player in the country and 20th-best guard nationwide according to 247Sports ... Rivals tabbed him as the 27th-best guard nationwide, while ESPN has him listed as the third-best player in the state ... Spent his final two years of high school at Sunrise Christian Academy in Kansas ... Averaged 15.2 ppg and was a McDonald's All-American nominee as a senior ... Helped Sunrise Christian post a 22-6 record and play in the GEICO High Schools Nationals, featuring the top nationally-ranked high school teams in the country ... Teammates with fellow Rebel Blake Hinson as a junior, while averaging 10.0 ppg for the No. 2 high school team in the nation ... Prior to making the move to Kansas, played two years of high school basketball in his hometown of West Point, Mississippi ... Exploded for 24.2 ppg during his sophomore campaign after averaging 15.0 ppg as a freshman ... Earned all-state accolades as a sophomore, while collecting all-district honors in both of his seasons for the Green Wave.

**PERSONAL:** Son of James and Amy Crowley ... Has one brother, Ryan, and one sister, Erika ... Full name is Matthew Austin Crowley ... Born: Sept. 7, 2000 ... Sport and Recreation Administration major.



## 2019-2020 GAME BY GAME STATISTICS

Date	Opponent	Min	FG	3-pt	FT	Pts	Rebs	A	TO	B	S
<b>11/8</b>	<b>Arkansas State</b>	10	2-4	2-4	0-0	6	2	1	1	0	0
<b>11/12</b>	<b>Norfolk State</b>	20	1-2	1-2	0-0	3	3	0	1	0	0
<b>11/15</b>	<b>Western Michigan</b>	21	2-5	2-3	0-0	6	2	2	2	0	0
<b>11/19</b>	<b>Seattle</b>	22	3-3	0-0	0-0	6	1	0	1	0	0
11/23	at Memphis	22	1-2	1-2	0-0	3	3	6	1	0	1
11/27	vs. Penn State	11	0-1	0-0	0-0	0	0	1	3	0	1
11/29	vs. Oklahoma State	17	1-4	0-2	1-1	3	1	0	0	0	1
<b>12/3</b>	<b>Butler</b>	13	1-6	0-3	1-2	3	1	2	0	0	0
<b>12/7</b>	<b>CSU-Bakersfield</b>	11	0-1	0-1	2-2	2	0	3	0	0	0
<b>12/14</b>	<b>Middle Tennessee</b>	16	4-7	2-3	1-1	11	2	0	2	1	0
12/21	vs. Southeastern Louisiana	13	2-4	0-1	1-2	5	2	2	4	0	1
<b>12/29</b>	<b>Tennessee Tech</b>	28	2-3	0-0	1-2	5	2	5	0	0	2
1/4	at Wichita State	7	1-2	0-1	0-0	2	1	0	0	0	0
1/7	at Texas A&M	8	0-1	0-1	2-2	2	3	0	0	0	0
<b>1/11</b>	<b>Arkansas</b>	14	0-1	0-0	0-0	0	1	2	0	0	1
1/14	*at Florida	27	1-6	1-2	2-2	5	1	0	1	0	0
<b>1/18</b>	<b>LSU</b>	20	0-1	0-0	0-2	0	2	6	1	0	2
1/21	at Tennessee	20	1-5	0-2	0-0	2	3	0	1	0	0
1/25	at Georgia	11	0-1	0-0	0-0	0	0	0	1	0	0
<b>1/28</b>	<b>Auburn</b>	18	2-2	1-1	0-0	5	1	0	1	0	0
2/1	at LSU	21	1-5	0-1	0-0	2	1	3	1	0	0
<b>2/5</b>	<b>South Carolina</b>	13	1-1	0-0	2-2	4	2	1	1	0	0
<b>2/8</b>	<b>Florida</b>	7	0-0	0-0	0-0	0	2	2	1	0	1
<b>2/11</b>	<b>Mississippi St.</b>	2	0-1	0-1	0-0	0	0	0	0	0	0
2/15	at Kentucky	1	0-0	0-0	0-0	0	0	0	1	0	0
2/18	at Missouri	13	0-0	0-0	0-0	0	1	1	0	0	1
<b>2/22</b>	<b>Alabama</b>	17	0-2	0-2	2-2	2	0	1	0	0	0
2/25	at Auburn	25	2-4	0-0	0-0	4	1	2	0	0	0
<b>2/29</b>	<b>Vanderbilt</b>	24	2-5	1-4	0-0	5	4	8	1	0	0
<b>3/4</b>	<b>Missouri</b>	22	1-2	0-1	0-0	2	1	3	0	0	0
3/7	at Mississippi St.	29	0-1	0-1	3-4	3	4	2	0	1	0
3/11	vs. Georgia	28	0-2	0-1	0-0	0	3	0	1	0	0

\* Indicates start  
Home games in bold

### CAREER HIGHS

#### POINTS

11 vs. Middle Tennessee (12/14/19)

#### REBOUNDS

4, 2x, MR: at Mississippi State (3/7/20)

#### FIELD GOALS

4 vs. Middle Tennessee (12/14/19)

#### FREE THROWS

3 at Mississippi State (3/7/20)

#### THREE-POINTERS

2, 3x, MR: vs. Middle Tennessee (12/14/19)

#### ASSISTS

8 vs. Vanderbilt (2/29/20)

#### STEALS

2, 2x, MR: vs. LSU (1/18/20)

#### BLOCKS

1, 2x, MR: at Mississippi State (3/7/20)

## CAREER STATISTICS

YEAR	G-GS	MIN/AVG	FG-FGA	PCT	3P-3PA	PCT	FT-FTA	PCT	REB-AVG	A	TO	B	S	PTS/AVG
<b>2019-20</b>	32/1	531/16.6	31/84	.369	11/39	.282	18/24	.750	50/1.6	53	26	2	12	91/2.8
<b>TOTAL</b>	<b>32/1</b>	<b>531/16.6</b>	<b>31/84</b>	<b>.369</b>	<b>11/39</b>	<b>.282</b>	<b>18/24</b>	<b>.750</b>	<b>50/1.6</b>	<b>53</b>	<b>26</b>	<b>2</b>	<b>12</b>	<b>91/2.8</b>

23 sammy HUNTER

Nassau Bahamas • B.C. Christian Academy (Canada)

6-9 • 225 • 1L

Sport and Recreation Administration

SO.  
F



**2019-20 (FRESHMAN):** Played in 27 games, primarily off the bench, averaging 12.1 minutes per game ... Made his lone start versus Butler, logging a career-high 31 minutes (12/3) ... Tallied 2.9 ppg and 1.4 rpg ... Shot 40.8 percent (29 of 71) from the field, 12.5 percent (1 of 8) from beyond the arc and 70.4 percent (19 of 27) from the free throw line ... Scored a career-high eight points in the win over Western Michigan (11/15) ... Helped Ole Miss earn a victory over Vanderbilt (2/29) with seven points and a career-high three blocks, tying for the most blocks by a Rebel in a game throughout the season ... Recorded a career-high three steals in a win over Missouri (3/4).

**HIGH SCHOOL:** Ranked as the No. 184 prospect according to 247Sports ... Averaged 27.0 ppg, 8.0 rpg and 3.0 apg as a senior at British Columbia Christian Prep ... Named MVP of the Signature All-Canadian Showcase, competing among the top seniors in Canada, by scoring 18 points to go along with five rebounds and two blocks ... Recorded 13 points, four rebounds and two steals in the BioSteel All-Canadian Game, featuring the top 24 male Canadian high school basketball players who are either Canadian-born or enrolled in a Canadian institution ... Averaged 18.5 ppg and 6.5 rpg for The Bahamas in a pair of exhibitions against ACC teams, including an 18-point output versus North Carolina ... Earned a spot on the Caribbean Tip-Off Classic All-Tournament Team by averaging 33 ppg throughout the tournament that included a 40-point outburst ... Competed in the 2018 Central American and Caribbean Games for The Bahamas senior national team ... Averaged 14.6 ppg and 6.8 rpg for The Bahamas junior national team at the 2017 Centrobasket U17 Championship ... Member of The Bahamas 2016 CBC U16 Championship team.

**PERSONAL:** Son of Andrew and Sophia Hunter ... Full name is Sammy Andrew Hunter ... Born: Nov. 28, 2000 ... Sport and Recreation Administration major.



2019-2020 GAME BY GAME STATISTICS

Date	Opponent	Min	FG	3-pt	FT	Pts	Rebs	A	TO	B	S
<b>11/8</b>	<b>Arkansas State</b>	17	0-2	0-1	0-0	0	2	2	0	0	0
<b>11/12</b>	<b>Norfolk State</b>	15	0-2	0-0	2-2	2	1	0	1	0	0
<b>11/15</b>	<b>Western Michigan</b>	27	4-6	0-1	0-0	8	4	2	2	0	2
<b>11/19</b>	<b>Seattle</b>	25	1-5	0-2	4-4	6	4	0	1	0	0
11/23	at Memphis	12	2-3	0-0	0-0	4	1	0	0	0	0
11/27	vs. Penn State	4	1-1	0-0	1-1	3	0	0	0	0	0
11/29	vs. Oklahoma State	18	2	1-3	0-0	2	3	2	1	0	0
<b>12/3</b>	<b>*Butler</b>	1-3	1-1	0-0	0-0	3	2	0	2	0	1
<b>12/7</b>	<b>CSU-Bakersfield</b>	11	1-1	0-0	1-2	0	0	0	0	0	0
<b>12/14</b>	<b>Middle Tennessee</b>	9	0-0	0-0	2-2	2	1	1	1	0	0
12/21	vs. Southeastern Louisiana	13	3-3	0-0	1-2	7	2	0	2	0	0
<b>12/29</b>	<b>Tennessee Tech</b>	12	2-3	0-0	0-0	4	2	2	0	0	0
1/4	at Wichita State	15	0-5	0-1	2-4	2	1	0	0	0	0
1/7	at Texas A&M	7	1-3	0-0	0-0	2	2	0	0	0	0
<b>1/11</b>	<b>Arkansas</b>	8	1-3	0-0	0-0	2	0	0	0	0	0
1/14	at Florida	18	1-4	0-2	1-4	3	0	0	0	0	0
<b>1/18</b>	<b>LSU</b>										
1/21	at Tennessee	14	1-2	0-0	0-0	2	1	0	1	0	0
1/25	at Georgia	2	0-1	0-0	0-0	0	1	0	0	0	0
<b>1/28</b>	<b>Auburn</b>	2	0-0	0-0	0-0	0	1	0	0	0	0
2/1	at LSU	11	3-3	0-0	0-0	6	0	0	2	0	0
<b>2/5</b>	<b>South Carolina</b>										
<b>2/8</b>	<b>Florida</b>										
<b>2/11</b>	<b>Mississippi St.</b>										
2/15	at Kentucky										
2/18	at Missouri	7	1-2	0-0	0-2	2	0	0	0	0	0
<b>2/22</b>	<b>Alabama</b>	3	0-0	0-0	0-0	0	1	0	1	1	0
2/25	at Auburn	6	1-2	0-0	2-2	4	0	0	0	0	0
<b>2/29</b>	<b>Vanderbilt</b>	13	3-3	0-0	1-1	7	2	1	0	3	0
<b>3/4</b>	<b>Missouri</b>	9	0-4	0-0	2-2	2	3	0	0	0	3
3/7	at Mississippi St.	9	0-1	0-0	0-0	0	1	0	1	0	0
3/11	vs. Georgia	11	1-6	0-0	0-1	2	2	1	0	0	0

\* Indicates start  
Home games in bold

CAREER HIGHS

POINTS

8 vs. Western Michigan (11/15/19)

REBOUNDS

4, 2x, MR: vs. Seattle (11/19/19)

FIELD GOALS

4 vs. Western Michigan (11/15/19)

FREE THROWS

4 vs. Seattle (11/19/19)

THREE-POINTERS

1 vs. Butler (12/3/19)

ASSISTS

2, 4x, MR: vs. Tennessee tech (12/29/19)

STEALS

3 vs. Missouri (3/4/20)

BLOCKS

3 vs. Vanderbilt (2/29/20)

CAREER STATISTICS

YEAR	G-GS	MIN/AVG	FG-FGA	PCT	3P-3PA	PCT	FT-FTA	PCT	REB-AVG	A	TO	B	S	PTS/AVG
<b>2019-20</b>	27/1	328/12.1	29/71	.408	1/8	.125	19/27	.704	37/1.4	11	15	4	6	78/2.9
<b>TOTAL</b>	<b>27/1</b>	<b>328/12.1</b>	<b>29/71</b>	<b>.408</b>	<b>1/8</b>	<b>.125</b>	<b>19/27</b>	<b>.704</b>	<b>37/1.4</b>	<b>11</b>	<b>15</b>	<b>4</b>	<b>6</b>	<b>78/2.9</b>

# 33 john MCBRIDE

SO.  
G

Memphis, Tenn. • Memphis University School

6-7 • 214 • 1L

Accountancy



**2019-20 (REDSHIRT-FRESHMAN):** Appeared in nine games off the bench, playing a total of 15 minutes ... Went 1 of 7 from the floor, including 1 of 4 from beyond the arc ... Recorded three points, three rebounds and one block throughout the season ... Scored the first points of his career, knocking down a three-pointer in the win over Tennessee Tech (12/29) ... Brought down two rebounds over the final two minutes versus Western Michigan (11/15) ... Registered his first career block at Tennessee (1/21), his SEC debut ... Named to the SEC Winter Academic Honor Roll.

**HIGH SCHOOL:** Earned four letters at Memphis University School under head coach Matt Bakke ... Tabbed first team all-state (Division II-AA) by the Tennessee Sports Writers Association after averaging 18.6 points per game, 7.9 rebounds per game and 3.0 assists per game as a senior ... Named Division II-AA Co-MVP ... Collected all-tournament team honors at the 2017 and 2018 Carbondale Holiday Tournament ... Named Memphis University School MVP ... Averaged 12.6 ppg and 7.1 rpg as a junior ... After averaging 1.6 ppg and 0.2 rpg as a freshman, saw his production and playing time increase during his sophomore year (8.2 ppg, 2.0 rpg) ... Involved in many extracurricular activities, including National Honor Society, Sociedad Honoraria Hispanica, Societas Caritatis (Society of Charity) ... Served as the vice-president of the Civic Service Organization ... Earned the Rhodes College Book Award.

**PERSONAL:** Son of Steve and Jeni McBride ... Full name is John Patrick McBride ... Has two brothers, Ben and Will, and one sister, Katie ... Born: July 28, 1999 ... Chose Ole Miss because of its academic reputation, primarily with the accounting school ... Accountancy major.

## CAREER STATISTICS

YEAR	G-GS	MIN/AVG	FG-FGA	PCT	3P-3PA	PCT	FT-FTA	PCT	REB-AVG	A	TO	B	S	PTS/AVG
<b>2019-20</b>	9/0	15/3.7	1/7	.143	1/4	.250	0/0	.000	3/0.3	0	1	1	0	3/0.3
<b>TOTAL</b>	<b>9/0</b>	<b>15/3.7</b>	<b>1/7</b>	<b>.143</b>	<b>1/4</b>	<b>.250</b>	<b>0/0</b>	<b>.000</b>	<b>3/0.3</b>	<b>0</b>	<b>1</b>	<b>1</b>	<b>0</b>	<b>3/0.3</b>



## 2019-2020 GAME BY GAME STATISTICS

Date	Opponent	Min	FG	3-pt	FT	Pts	Rebs	A	TO	B	S
<b>11/8</b>	<b>Arkansas State</b>	3	0-0	0-0	0-0	0	0	0	0	0	0
<b>11/12</b>	<b>Norfolk State</b>										
<b>11/15</b>	<b>Western Michigan</b>	2	0-2	0-0	0-0	0	2	0	0	0	0
<b>11/19</b>	<b>Seattle</b>	1	0-0	0-0	0-0	0	0	0	0	0	0
11/23	at Memphis										
11/27	vs. Penn State										
11/29	vs. Oklahoma State	2	0-1	0-1	0-0	0	0	0	0	0	0
<b>12/3</b>	<b>Butler</b>										
<b>12/7</b>	<b>CSU-Bakersfield</b>										
<b>12/14</b>	<b>Middle Tennessee</b>	1	0-1	0-0	0-0	0	0	0	0	0	0
12/21	vs. Southeastern Louisiana										
<b>12/29</b>	<b>Tennessee Tech</b>	2	1-1	1-1	0-0	0	0	0	1	0	0
1/4	at Wichita State										
1/7	at Texas A&M										
<b>1/11</b>	<b>Arkansas</b>										
1/14	at Florida										
<b>1/18</b>	<b>LSU</b>										
1/21	at Tennessee	1	0-0	0-0	0-0	0	1	0	0	1	0
1/25	at Georgia										
<b>1/28</b>	<b>Auburn</b>										
2/1	at LSU										
<b>2/5</b>	<b>South Carolina</b>										
<b>2/8</b>	<b>Florida</b>										
<b>2/11</b>	<b>Mississippi St.</b>	1	0-0	0-0	0-0	0	0	0	0	0	0
2/15	at Kentucky										
2/18	at Missouri										
<b>2/22</b>	<b>Alabama</b>										
2/25	at Auburn										
<b>2/29</b>	<b>Vanderbilt</b>	2	0-2	0-2	0-0	0	0	0	0	0	0
<b>3/4</b>	<b>Missouri</b>										
3/7	at Mississippi St.										
3/11	vs. Georgia										

\* Indicates start

Home games in bold

### CAREER HIGHS

#### POINTS

3, vs. Tennessee Tech (12/29/19)

#### REBOUNDS

2, vs. Western Michigan (11/15/19)

#### FIELD GOALS

1, vs. Tennessee Tech (12/29/19)

#### FREE THROWS

---

#### THREE-POINTERS

1, vs. Tennessee Tech (12/29/19)

#### ASSISTS

---

#### STEALS

---

#### BLOCKS

1, at Tennessee Tech (12/29/19)

## CAREER STATISTICS

YEAR	G-GS	MIN/AVG	FG-FGA	PCT	3P-3PA	PCT	FT-FTA	PCT	REB-AVG	A	TO	B	S	PTS/AVG
<b>2019-20</b>	9/0	15/3.7	1/7	.143	1/4	.250	0/0	.000	3/0.3	0	1	1	0	3/0.3
<b>TOTAL</b>	<b>9/0</b>	<b>15/3.7</b>	<b>1/7</b>	<b>.143</b>	<b>1/4</b>	<b>.250</b>	<b>0/0</b>	<b>.000</b>	<b>3/0.3</b>	<b>0</b>	<b>1</b>	<b>1</b>	<b>0</b>	<b>3/0.3</b>



15 Luis RODRIGUEZ

SO.  
G/F

Los Angeles, Calif. • Woodstock Academy (Conn.)

6-6 • 210 • 2L

Sport and Recreation Administration



**2019-20 (SOPHOMORE):** Started the first five games before suffering a broken foot to end his season ... Averaged 5.8 ppg, 5.2 rpg and 2.6 apg ... Ranked second on the team in rebounds and assists prior to his injury ... Shot 37.5 percent (9 of 24) from the field and 68.8 percent (11 of 16) from the free throw line ... Scored a career-high 10 points and pulled down six rebounds in a victory over Western Michigan (11/15) ... Recorded nine points against Seattle (11/19) ... Registered a career-high three steals in the season-opening win over Arkansas State (11/8) ... Named to the SEC Winter Academic Honor Roll.

**2018-19 (FRESHMAN):** Appeared in 25 games off the bench, playing 6.1 minutes per contest ... Averaged 1.1 ppg, 1.1 rpg and 0.6 apg ... Shot 45.5 percent (10 of 22) from the field and 87.5 percent (7 of 8) from the free throw line ... Scored a season-high seven points in a career-high 18 minutes at Alabama (1/22) ... Made a bucket, pulled down a season-high four rebounds and added a pair of steals in the win over ULM (12/1) ... Dished out a season-high three assists against Chattanooga (12/16) ... Drained his only attempt from the floor in the Rebels' NCAA Tournament game versus Oklahoma (3/22).

**HIGH SCHOOL:** Rated a four-star small forward and the No. 1 player out of the state of Connecticut (No. 143 nationally) by 247Sports ... Listed at No. 189 in 247Sports Composite rankings and a three-star guard by Rivals.com ... Spent his senior season playing at Woodstock Academy, a prep school in Connecticut ... Averaged 14 points per game, seven rebounds per game and three assists per game ... Earned first team all-conference honors, while leading the team to a 35-5 record, Power 5 Conference title and the No. 3 national ranking ... Earned four letters at Westchester High School under coach Ed Azzam ... Averaged a double-double in his final season at Westchester (19.0 ppg, 10.0 rpg) ... Named first team CIF Los Angeles City Section All-City as a senior ... Helped lead the Comets to a CIF LA City Section Championship during the 2015-16 campaign, averaging 14.0 ppg and 8.0 rpg ... Recorded 12.0 ppg and 7.0 rpg as a sophomore, while scoring 8.0 ppg and hauling in 5.0 rpg as a freshman

... Made the school's honor roll.

**PERSONAL:** Son of Luis Rodriguez Sr. and Kakisa Henderson ... Full name is Luis Rodriguez ... Has two brothers, Johnny Allen and Trent Easter ... Has three sisters, Ariana and Deja Rodriguez, and Trinity Easter ... Born: March 15, 1999 ... Sport and Recreation Administration major.



2018-19 GAME-BY-GAME STATISTICS

Date	Opponent	Min	FG	3-pt	FT	Pts	Rebs	A	TO	B	S
11/8	<b>*Arkansas State</b>	25	2-8	0-3	1-2	5	6	2	1	1	3
11/12	<b>*Norfolk State</b>	24	2-2	0-0	1-4	5	5	1	0	1	2
11/15	<b>*Western Michigan</b>	26	3-4	0-0	4-4	10	6	2	2	0	0
11/19	<b>*Seattle</b>	21	2-7	0-4	5-6	9	4	4	0	0	0
11/23	*at Memphis	19	0-3	0-0	0-0	0	5	0	3	0	0
11/27	vs. Penn State										
11/29	vs. Oklahoma State										
12/3	<b>Butler</b>										
12/7	<b>CSU-Bakersfield</b>										
12/14	<b>Middle Tennessee</b>										
12/21	vs. Southeastern Louisiana										
12/29	<b>Tennessee Tech</b>										
1/4	at Wichita State										
1/7	at Texas A&M										
1/11	<b>Arkansas</b>										
1/14	at Florida										
1/18	<b>LSU</b>										
1/21	at Tennessee										
1/25	at Georgia										
1/28	<b>Auburn</b>										
2/1	at LSU										
2/5	<b>South Carolina</b>										
2/8	<b>Florida</b>										
2/11	<b>Mississippi St.</b>										
2/15	at Kentucky										
2/18	at Missouri										
2/22	<b>Alabama</b>										
2/25	at Auburn										
2/29	<b>Vanderbilt</b>										
3/4	<b>Missouri</b>										
3/7	at Mississippi St.										
3/11	vs. Georgia										

\* Indicates start  
Home games in bold

CAREER HIGHS

POINTS

10 vs. Western Michigan (11/15/19)

REBOUNDS

6, 2x, MR: vs. Western Michigan (11/15/19)

FIELD GOALS

3 vs. Western Michigan (11/15/19)

FREE THROWS

5 vs. Seattle (11/19/19)

THREE-POINTERS

---

ASSISTS

4 vs. Seattle (11/19/19)

STEALS

3 vs. Arkansas State (11/8/19)

BLOCKS

2, vs. Middle Tennessee (12/21/18)

CAREER STATISTICS

YEAR	G-GS	MIN/AVG	FG-FGA	PCT	3P-3PA	PCT	FT-FTA	PCT	REB-AVG	A	TO	B	S	PTS/AVG
2018-19	25-0	152/6.1	10-22	.455	0-2	.000	7-8	.875	27/1.1	15	7	7	5	27/1.1
2019-20	5-5	115/23.0	9-24	.375	0-7	.000	11-16	.688	26/5.2	13	3	2	5	29/5.8
<b>TOTAL</b>	<b>30-5</b>	<b>267/8.9</b>	<b>19-46</b>	<b>.413</b>	<b>0-9</b>	<b>.000</b>	<b>18-24</b>	<b>.750</b>	<b>53/1.8</b>	<b>28</b>	<b>10</b>	<b>9</b>	<b>10</b>	<b>56/1.9</b>

2

devontae  
SHULER

SR.

G



Irmo, S.C. • Oak Hill Academy

6-2 • 185 • 3L

Multi-Disciplinary Studies

**2019-20 (JUNIOR):** One of two Rebels to start all 32 games, averaging 33.1 minutes per game ... Led team in assists (3.3 per game) and steals (1.7 per game) ... Ranked fifth in the SEC in steals and assist/turnover ratio (1.7), one of two players (Ashton Hagens – Kentucky) in the top five of both categories ... Averaged 11.7 ppg, ranking second on the team in scoring ... Shot 42.4 percent (134 of 316) from the field, 35.5 percent (44 of 124) from beyond the arc and 62.6 percent (62 of 99) from the free throw line ... Produced 20 games of double figures in scoring, including five 20-point games ... Scored a career-high 28 points at No. 22 LSU (2/1) ... Led the Rebels with 26 points over 48 minutes in the double OT game versus No. 16 Auburn (1/28) ... Against Arkansas (1/11), recorded his first career double-double with 10 points and a career-high 11 rebounds ... Had at least two steals in 18 games, including six games with at least three steals ... Scored 21 points on 7 of 11 shooting with seven rebounds versus Alabama (2/22) ... Tallied 10 points with a career-high nine assists in the win over Middle Tennessee (12/14).

**2018-19 (SOPHOMORE):** Tallied a team-high 56 steals, the seventh-most in a single season in Ole Miss history and the most ever by a sophomore Rebel ... Played in all 33 games, starting 31 of them ... Averaged 10.3 ppg, 4.2 rpg and 3.0 apg (second on team) ... Shot 45.8 percent (119 of 260) from the field, 40.2 percent (51 of 127) from beyond the arc and 82.3 percent (51 of 62) from the free throw line ... Ranked sixth in the SEC with 1.7 steals per game and eighth in assist/turnover ratio (1.7) ... Played an average of 32.2 minutes per game (12th in the SEC) ... Produced 10 games with at least three steals ... Reached double figures in scoring in 18 games ... Scored a season-high 24 points in the Emerald Coast Classic championship game against Cincinnati (11/24) to earn a spot on the all-tournament team ... Scored 17 points at Auburn (2/13), helping the Rebel sweep the season series against the Tigers ... Went 7 of 9 from the field for 18 points in a win at Missouri (3/9) ... Tallied nine points, a season-high nine rebounds and four steals at Florida (1/30) ... Recorded 12 points and a personal-best five steals in a victory over Missouri (2/16).

**2017-18 (FRESHMAN):** Played in all 32 games, making nine starts ... Averaged 6.0 ppg, 2.7 rpg, 1.1 apg and 1.0 spg ... Ranked second on the team with 32 steals ... Shot 35.2 percent (74 of 210) from the floor, 25.9 percent (30 of 116) from beyond the arc and 75.0 percent (15 of 20) from the free throw line ... Reached double figures in eight games, including a season-high 19 points versus South Dakota State (11/28) ... Tallied 11 points and hauled in a season-high eight rebounds versus Auburn (1/30) ...

Scored 10 points and added three steals in the win over Mississippi State (1/6) ... Racked up 11 points and a season-high four steals at Georgia (1/3) ... Scored 14 points, knocking down four three-pointers, in the season-opening win over Louisiana (11/10), the most points scored by an Ole Miss freshman in a debut since Trevor Gaskins in 2007.

**HIGH SCHOOL:** A composite four-star guard rated the No. 100 player in the nation by 247 Sports and Scout.com and No. 104 by Rivals.com ... Named the top shooting guard signee in the SEC by HoopSeen.com ... Attended Irmo High School before transferring to perennial powerhouse Oak Hill Academy in Mouth of Wilson, Virginia for two seasons ... In his final season at Oak Hill, averaged 15.3 points, 4.3 rebounds, 4.1 assists and 3.7 steals per game ... Scored a career-high 40 points versus Bull City Prep ... As a junior, averaged 10.1 points per game and helped lead Oak Hill and legendary coach Steve Smith to a 45-1 record, including the Dick's Sporting Goods National Championship ... Averaged 12 points and three rebounds a game while shooting 49 percent from the field and 39 percent from 3-point range for Team CP3 on the 2016 EYBL summer circuit ... AAU teammates with the first two picks in the 2019 NBA Draft, Zion Williamson and Ja Morant.

**PERSONAL:** Son of Donald and Linda Shuler ... Born: Feb. 9, 1998 ... Has five brothers: Dontae, DJ, Dominic, Dontrell and Deandre ... Has two sisters, Donnella and Donnesha ... Chose Ole Miss over Miami (Fla.), Oklahoma State, South Carolina and USC ... Multi-Disciplinary Studies major.



### 2019-19 GAME-BY-GAME STATISTICS

Date	Opponent	Min	FG	3-pt	FT	Pts	Rebs	A	TO	B	S
11/8	<b>*Arkansas State</b>	28	7-11	3-7	3-4	20	3	1	4	0	2
11/12	<b>*Norfolk State</b>	33	5-10	2-4	0-2	12	4	5	5	0	4
11/15	<b>*Western Michigan</b>	26	6-12	1-3	3-3	16	4	3	1	3	1
11/19	<b>*Seattle</b>	24	2-4	1-1	1-2	6	4	2	2	0	2
11/23	*at Memphis	31	3-11	2-6	1-3	9	3	1	2	0	3
11/27	*vs. Penn State	26	0-5	0-0	0-0	0	3	3	2	0	1
11/29	*vs. Oklahoma State	30	1-8	0-3	1-2	3	7	5	2	0	1
12/3	<b>*Butler</b>	17	2-10	1-4	202	7	4	6	2	1	0
12/7	<b>*CSU-Bakersfield</b>	36	6-12	3-7	0-0	15	4	6	0	0	1
12/14	<b>*Middle Tennessee</b>	35	3-6	1-1	3-4	10	5	9	3	0	2
12/21	*vs. Southeastern Louisiana	36	4-8	1-5	2-5	11	4	6	0	2	2
12/29	<b>*Tennessee Tech</b>	33	8-12	2-5	2-3	20	5	5	2	1	0
1/4	*at Wichita State	39	4-12	2-5	2-3	12	5	2	4	0	2
1/7	*at Texas A&M	40	5-18	1-5	1-2	12	5	6	3	0	2
1/11	<b>*Arkansas</b>	36	4-11	0-4	2-2	10	11	2	2	1	2
1/14	*at Florida	35	2-7	0-3	1-2	5	3	1	4	0	2
1/18	<b>*LSU</b>	32	2-7	2-5	0-3	6	4	2	1	0	3
1/21	*at Tennessee	29	5-10	1-4	0-0	11	5	1	0	0	1
1/25	*at Georgia	32	1-5	0-0	1-2	3	6	2	2	0	2
1/28	<b>*Auburn</b>	48	6-10	1-3	13-18	26	5	5	3	0	3
2/1	*at LSU	36	8-17	5-9	7-7	28	7	1	1	0	2
2/5	<b>*South Carolina</b>	29	3-7	1-3	0-2	7	1	4	4	0	1
2/8	<b>*Florida</b>	35	5-9	2-5	2-2	14	3	5	2	0	3
2/11	<b>*Mississippi St.</b>	38	5-11	2-4	4-5	16	6	3	0	0	2
2/15	*at Kentucky	38	5-13	1-5	0-0	11	4	0	2	0	3
2/18	*at Missouri	31	0-7	0-2	1-2	1	8	4	0	0	1
2/22	<b>*Alabama</b>	35	8-13	3-6	2-4	21	7	3	2	0	1
2/25	*at Auburn	27	2-5	1-2	2-2	7	3	2	1	0	0
2/29	<b>*Vanderbilt</b>	26	7-11	4-5	0-0	18	5	6	0	0	1
3/4	<b>*Missouri</b>	27	1-8	0-3	2-5	4	2	1	0	1	2
3/7	*at Mississippi St.	36	6-11	1-2	3-4	16	1	1	1	0	1
3/11	*vs. Georgia	36	8-15	0-3	1-4	17	4	2	4	0	1

\* Indicates start  
Home games in bold

### CAREER HIGHS

**POINTS**  
28 vs. LSU (2/1/20)

**REBOUNDS**  
11 vs. Arkansas (11/11/20)

**FIELD GOALS**  
9, vs. Cincinnati (11/24/18)

**FREE THROWS**  
13 vs. Auburn (1/28/20)

**THREE-POINTERS**  
5 vs. LSU (2/1/20)

**ASSISTS**  
9 vs. Middle Tennessee (12/14/19)

**STEALS**  
5, vs. Missouri (2/16/19)

**BLOCKS**  
3 vs. Western Michigan (11/15/19)

### CAREER STATISTICS

YEAR	G-GS	MIN/AVG	FG-FGA	PCT	3P-3PA	PCT	FT-FTA	PCT	REB-AVG	A	TO	B	S	PTS/AVG
2017-18	32-9	603/18.8	74-210	.352	30-116	.259	15-20	.750	87-2.7	34	25	3	32	193/6.0
2018-19	33-31	1063/32.2	119-260	.458	51-127	.402	51-62	.823	137-4.2	100	59	7	56	340/10.3
2019-20	32-32	1060/33.1	134-316	.424	44-124	.355	62-99	.626	145/4.5	105	61	9	54	374/11.7
<b>TOTAL</b>	<b>97-72</b>	<b>2726/28.1</b>	<b>327/786</b>	<b>.416</b>	<b>125/367</b>	<b>.341</b>	<b>128/181</b>	<b>.707</b>	<b>369/3.8</b>	<b>239</b>	<b>145</b>	<b>19</b>	<b>142</b>	<b>907/9.4</b>


**3** khadim  
**SY**

Dakar, Senegal • Daytona State

6-10 • 238 • JC

Multi-Disciplinary Studies

**SR.**  
**F**




**2019-20 (JUNIOR):** Appeared in 31 games, making 29 starts and averaging 29.5 minutes per game ... Ranked second on the team in rebounds (170) and blocks (25) ... Scored 9.0 ppg and pulled down 5.5 rpg ... Shot 52.5 percent (106 of 202) from the field, 26.9 percent (7 of 26) from beyond the arc and 72.6 percent (61 of 84) from the free throw line ... Reached double figures in 15 games, including a career-high 20 in the win over Southeastern Louisiana (12/21) ... Pulled down eight rebounds (career high) in five different games ... Registered three blocks at Wichita State (1/4) and at Mississippi State (3/7), tied for the most in a single game by a Rebel throughout the season ... Scored 18 points, his most in an SEC game, on 7 of 12 shooting in the blowout win over Mississippi State (2/11) ... Led the Rebels in rebounding in nine different games ... Scored 16 points in the victory at Georgia (1/25).

**DAYTONA STATE**

**JUNIOR COLLEGE:** A four-star forward according to Rivals.com and rated the No. 3 junior college prospect according to 247Sports ... Earned National Junior College Athletic Association (NJCAA) All-American Honorable Mention accolades by averaging 16.8 ppg and 9.8 rpg in his lone season at Daytona State ... Nearly averaged a double-double for the Falcons with 9.8 rebounds per game to lead the Florida College System Activities Association (FCSAA) ... Scored at least 20 points 10 different times throughout the season, including a high of 28 against Snead State Community College ... Shot 55.1 percent from the field throughout the season, while showing he can stretch the floor by making 32.0 percent of his three-point attempts.

**VIRGINIA TECH**

**2017-18:** Redshirted.

**2016-17 (FRESHMAN):** Started 28 games, averaging 4.0 ppg and 2.7 rpg ... Shot 56.7 percent (55 of 97) from the field and 59.3 percent (16 of 27) from the free throw line ... Blocked three shots

in the win over Maine ... Scored 14 points and had six rebounds in the win over High Point ... Grabbed 10 rebounds in 16 minutes of action in the win over New Mexico ... Scored eight points in 13 minutes in the win at Michigan ... Tallied 14 points in the win over The Citadel ... Also had four rebounds and two steals ... Scored 10 points in 17 minutes in the win over Virginia.

**HIGH SCHOOL:** Three-year letterwinner at Oak Hill Academy for coach Steve Smith ... Averaged 9.7 points, 7.6 rebounds and 1.5 blocked shots per game as a senior ... Team finished 42-1 his senior season and won the DICK'S Nationals in Madison Square Garden, defeating La Lumiere of Indiana, 62-60, in overtime ... Won the game with a tip-in at the buzzer ... Played AAU ball for the Upward Stars.

**PERSONAL:** Son of Randy and Patty Conn, and Ndoumbe MBaye and Mamadou Sy ... Born: April 10, 1997 ... Multi-Disciplinary Studies major.



### 2019-2020 GAME BY GAME STATISTICS

Date	Opponent	Min	FG	3-pt	FT	Pts	Rebs	A	TO	B	S
<b>11/8</b>	<b>*Arkansas State</b>	20	3-6	0-0	2-2	8	4	1	1	0	1
<b>11/12</b>	<b>*Norfolk State</b>	25	1-3	0-0	0-0	2	7	2	0	2	0
<b>11/15</b>	<b>*Western Michigan</b>	20	3-5	0-0	2-2	8	2	0	2	1	1
<b>11/19</b>	<b>*Seattle</b>	19	2-6	1-2	2-2	7	4	1	0	1	1
11/23	*at Memphis	20	3-6	1-1	2-2	9	6	2	1	2	2
11/27	*vs. Penn State	25	3-8	0-1	2-3	8	8	1	2	0	0
11/29	*vs. Oklahoma State	15	2-2	0-0	0-0	4	1	0	1	0	1
<b>12/3</b>	<b>Butler</b>	18	6-9	0-1	0-3	12	4	3	0	0	0
<b>12/7</b>	<b>*CSU-Bakersfield</b>	17	4-5	1-1	1-3	10	7	0	1	0	1
<b>12/14</b>	<b>*Middle Tennessee</b>	31	4-9	0-2	2-4	10	7	2	2	0	1
12/21	*vs. Southeastern Louisiana	27	7-11	1-2	5-5	20	7	0	2	1	0
<b>12/29</b>	<b>*Tennessee Tech</b>	18	4-7	0-2	3-6	11	3	1	2	0	1
1/4	*at Wichita State	23	4-8	0-1	4-5	12	5	0	2	3	0
1/7	*at Texas A&M	24	1-5	0-1	1-2	3	3	0	1	0	0
<b>1/11</b>	<b>*Arkansas</b>	19	1-2	0-0	6-6	8	8	1	4	1	0
1/14	at Florida										
<b>1/18</b>	<b>*LSU</b>	29	5-8	0-1	0-1	10	6	1	2	1	1
1/21	*at Tennessee	11	1-4	0-0	0-0	2	5	0	2	0	0
1/25	*at Georgia	28	6-12	1-1	3-4	16	4	0	2	1	0
<b>1/28</b>	<b>*Auburn</b>	37	5-10	0-3	3-4	16	4	0	2	1	0
2/1	at LSU	22	4-8	1-2	2-2	11	6	0	0	1	0
<b>2/5</b>	<b>*South Carolina</b>	28	4-9	0-1	2-3	10	8	0	1	1	1
<b>2/8</b>	<b>*Florida</b>	22	2-8	0-1	2-2	6	4	0	0	1	1
<b>2/11</b>	<b>*Mississippi St.</b>	29	7-12	0-0	4-6	18	8	0	1	1	0
2/15	*at Kentucky	25	1-6	0-0	0-0	2	6	0	4	1	1
2/18	*at Missouri	27	5-5	1-1	3-3	14	7	2	5	0	2
<b>2/22</b>	<b>*Alabama</b>	26	3-6	0-1	1-4	7	8	2	5	0	2
2/25	*at Auburn	22	0-1	0-0	0-0	0	5	0	4	0	0
<b>2/29</b>	<b>*Vanderbilt</b>	24	5-7	0-0	2-2	12	6	1	1	1	0
<b>3/4</b>	<b>*Missouri</b>	27	4-5	0-0	4-5	12	4	0	2	1	1
3/7	*at Mississippi St.	23	3-5	0-1	2-2	8	3	0	1	3	1
3/11	*vs. Georgia	19	3-4	0-0	1-1	7	7	2	2	1	2

\* Indicates start

Home games in bold

### CAREER HIGHS

#### POINTS

20 vs. Southeastern Louisiana (12/21/19)

#### REBOUNDS

8, 5x, MR: vs. Alabama (2/22/20)

#### FIELD GOALS

7, 2x, MR: vs. Mississippi St. (2/11/20)

#### FREE THROWS

6 vs. Arkansas (1/11/20)

#### THREE-POINTERS

1, 7x, MR: at Missouri (2/18/20)

#### ASSISTS

3 vs. Butler (12/3/19)

#### STEALS

2, 3x, MR: vs. Georgia (3/11/20)

#### BLOCKS

3, 2x, MR: at Mississippi State (3/7/20)

### CAREER STATISTICS

YEAR	G-GS	MIN/AVG	FG-FGA	PCT	3P-3PA	PCT	FT-FTA	PCT	REB-AVG	A	TO	B	S	PTS/AVG
<b>2016-17</b>	32/28	364/11.4	55/87	.567	1/1	1.000	16/27	.593	86/2.7	6	24	20	3	127/4.0
<b>2019-20</b>	31/29	729/23.5	106/202	.525	7/26	.269	61/84	.726	170/4.0	23	52	25	21	280/9.0
<b>TOTAL</b>	<b>63/57</b>	<b>1093/17.3</b>	<b>161/299</b>	<b>.538</b>	<b>8/27</b>	<b>.296</b>	<b>77/11</b>	<b>.694</b>	<b>256/4.1</b>	<b>29</b>	<b>76</b>	<b>45</b>	<b>24</b>	<b>407/6.5</b>

# 21 robert ALLEN

Orlando, Fla. • Orlando, Fla.

6-8 • 230 • TR

Multi-Disciplinary Studies

JR.  
F



**SAMFORD:** Played in 65 games, averaging 12.0 ppg and 7.7 rebounds per game to go along with 11 double-doubles.

**2019-20 (SOPHOMORE):** Finished with a team-high 43 blocks through 32 games ... Scored 14.1 ppg and pulled down 7.0 rpg, ranking second on the team in both categories ... His 1.3 blocks per game was third in the Southern Conference, while his rebounding average ranked fifth ... Recorded four 20-point games throughout the season ... Shot 43.0 percent from the floor, knocking down 32 three-pointers as well ... Posted a double-double with a career-high 28 points and 11 rebounds against UNC Greensboro (2/9) ... Put together 17 points and 10 rebounds against SEC foe Alabama (12/18).

**2018-19 (FRESHMAN):** Played in all 33 games and started 31 of them ... Averaged 9.9 ppg by shooting 47.5 percent from the field ... Ranked second on the team and fifth in the SoCon with 8.3 rpg ... Scored in double figures 18 times, including a season-high 19 points in a 107-106 overtime loss at Wofford (1/24) ... Produced five double-doubles in his debut campaign ... Tallied 13 points and a career-high 18 rebounds at The Citadel (2/23).

**HIGH SCHOOL:** Averaged 11.2 ppg, 9.3 apg and 4.3 apg as a senior at Edgewater High School ... Led his team to a pair of state runner-up finishes, two regional championships and three district titles ... Earned MVP honors at the Winter Park Classic two years in a row ... Also played volleyball and was a member of the swim team.

**PERSONAL:** Son of Robert and Deborah Allen ... Has one sister, Jessica ... Full name is Robert Michael Allen ... Born: Feb. 24, 2000 ... Multi-disciplinary studies major.

## CAREER STATISTICS

YEAR	G-GS	MIN/AVG	FG-FGA	PCT	3P-3PA	PCT	FT-FTA	PCT	REB-AVG	A	TO	B	S	PTS/AVG
2018-19	33/32	1058/32.1	124/261	.475	23/83	.277	57/87	.655	273/8.3	49	64	30	28	328/9.9
2019-20	32/31	1059/33.1	171/398	.430	32/111	.288	78/120	.650	224/7.0	44	82	43	34	452/14.1
<b>TOTAL</b>	<b>65/63</b>	<b>2117/32.6</b>	<b>295/659</b>	<b>.448</b>	<b>55/194</b>	<b>.284</b>	<b>135/207</b>	<b>.652</b>	<b>497/7.6</b>	<b>93</b>	<b>146</b>	<b>73</b>	<b>62</b>	<b>780/12.0</b>

# 24 Jarkel JOINER

Oxford, Miss. • CSU Bakersfield

6-1 • 177 • TR

Multi-Disciplinary Studies

JR.  
G



**2019-20:** Sat out the season due to NCAA transfer rules.

## CSU BAKERSFIELD

**2018-19 (SOPHOMORE):** Only Roadrunner to start all 34 games... Became the first Roadrunner to lead the Western Athletic Conference in scoring during league play (18.6 ppg) ... Named First Team All-District 6 by the NABC and earned First Team All-WAC honors ... Reset CSUB's Division I single-season records for points (532), scoring average (15.6), field goals made (208), and field goals attempted (461), the latter of which was also an all-time record ... Scored 10+ points in 24 of 34 games and 20+ points 11 times ... Averaged 45.1 percent from the field, 37.0 percent from three-point range, and 71.0 percent from the free throw line ... Named WAC Player of the Week for Jan. 21-27 after record-setting performance versus California Baptist ... Reset CSUB's Division I single-game records for points (34) and field goals made (14) versus California Baptist (1/24) ... Tallied 24 points at No. 7 Gonzaga (12/31) ... Posted 25 points and seven rebounds in 42 minutes versus New Mexico State (2/7) ... Recorded 27 points on 11 of 22 shooting from the field versus Grand Canyon (2/2) ... Hit three-straight free throws with 0.2 seconds remaining to seal a 74-73 win over UMKC (1/17) ... Tallied 18 points at No. 20 TCU (11/7) ... Had 16 points, four rebounds, and four assists versus Seattle (1/3) ... Posted nine points and career-high 11 rebounds vs. Cal Poly (12/18).

**2017-18 (FRESHMAN):** Played in all 30 games, starting 27 times ... Led `Runners in scoring nine times and finished third on team with 10.4 ppg ... Fourth in rebounding with 3.4 per game and

second in minutes played per game at 28.0 ... Reset CSUB's all-time single-season record for free throw percentage (69 of 77, .896) while leading the WAC ... Scored a season-high 23 points twice (versus Whittier and at Delaware) ... Recorded first double-double (19 points, 10 rebounds) at UMKC (1/18) ... Posted 20+ points in five games, including 20 at No. 25 UCLA (11/29) ... Tied the CSUB Division I record for single-game free throw percentage, going a perfect 12 for 12 from the line at Lamar (11/19) ... Paced the `Runners with 14 points (5-10 FG) and five rebounds at No. 3 Arizona (11/16).

**HIGH SCHOOL:** Played at Oxford HS in Oxford, Miss. where he was fourth in the nation his senior season averaging 36.5 points per game for the Chargers who advanced to the semifinals of the state playoffs ... Was named 2017 Mississippi Boys Basketball Player of the Year by The Daily Journal ... Added two assists and six rebounds per game.

**PERSONAL:** Son of Stacy and Donna Joiner and Charletha Pearson ... Has one sibling, Jordan ... Born May 20, 1999 ... Multi-Disciplinary Studies major.

## CAREER STATISTICS

YEAR	G-GS	MIN/AVG	FG-FGA	PCT	3P-3PA	PCT	FT-FTA	PCT	REB-AVG	A	TO	B	S	PTS/AVG
<b>2017-18</b>	30/27	840/28.0	106/280	.379	32/112	.286	69-76	.908	103/3.4	22	28	1	15	313/10.4
<b>2018-19</b>	34/34	1096/32.2	208/461	.451	50/135	.370	66-93	.710	121/3.6	49	43	3	37	532/15.6
<b>TOTAL</b>	<b>64/61</b>	<b>1936/30.3</b>	<b>314/741</b>	<b>.424</b>	<b>82/247</b>	<b>.332</b>	<b>135/169</b>	<b>.799</b>	<b>224/3.5</b>	<b>71</b>	<b>71</b>	<b>4</b>	<b>52</b>	<b>845/13.2</b>



# 11 matthew MURRELL

FR.  
G

Memphis, Tenn. • IMG Academy

6-4 • 200 • HS

Exercise Science



**HIGH SCHOOL:** Rated as a four-star guard by 247Sports, ESPN and Rivals ... Ranked as the No. 39 player in the country by ESPN and 247Sports' composite rankings ... No. 2 prospect out of Tennessee ... Highest ranked recruit under Kermit Davis ... Spent his final season at IMG Academy in Bradenton, Florida ... Played his first three high school seasons at Whitehaven High School in Memphis ... As a junior, averaged 20.1 ppg, 4.0 rpg and 3.2 apg ... First-team all-metro selection ... Led Whitehaven to the Region-16 AAA title and an appearance in the Class AAA semifinals in 2019 ... As a sophomore, averaged 15.4 ppg to guide Whitehaven to the Class AAA Championship game and earned all-region honors ... Averaged 15.2 ppg, 2.0 rpg and 1.2 apg as a member of Team Thad at the AAU level, leading the team to the 2019 Under Armour Association national championship ... Tabbed the 2019 UAA Defensive Player of the Year.

**PERSONAL:** Son of Carl Murrell and Gladys Robinson ... Has three brothers, Carl Jr., Cameron and Joshua ... His older brother Carl attended Ole Miss ... Full name is Matthew Everett Murrell ... Born: Dec. 19, 2001 ... Exercise Science major.

# 12 shon ROBINSON

R-FR.  
F

Chicago, Ill. • Eduprize (Ariz.)

6-11 • 220 • RS

Freshman Studies



**2019-20 (FRESHMAN):** Redshirted.

**HIGH SCHOOL:** Ranked as a four-star prospect and No. 85 nationally in the 2020 class by ESPN, but finished high school in the summer to reclassify and become part of the 2019 class ... Originally from Chicago, moved to Gilbert, Arizona as a sophomore before becoming the fourth-best recruit in the state ... Made an immediate impact in his only season at Eduprize, leading the Eagles to a 26-2 record that included a school-record 19-game winning streak and a Canyon Athletic Association (CAA) Division 2 State Championship ... Averaged a double-double throughout the season with 22 ppg and 12 rpg ... Named first team all-state and first team all-conference ... Earned first team all-defense accolades by averaging four blocks and three steals per game ... In the state finals, dropped 20 points with 10 blocks and six rebounds to lift Eduprize to a 77-56 win over Chandler Tri-City Christian. ... Tallied a season-high 42 points against Heritage Academy as well as 11 blocks versus Bell Vista High School ... Attended Higley High School before enrolling at Eduprize.

**PERSONAL:** Son of Satura Caffey and Tyre Robinson ... Has seven siblings: Ryan, Kyle, Asher, Celine, Everly, Emmy and Raya ... Full name is Shon Tyre Robinson ... Born: Nov. 18 2001 ... Freshman Studies major.

# 14 dimencio VAUGHN

New York, N.Y. • Rider

6-5 • 215 • TR

Master of Arts

GR.  
G/F



**RIDER:** Played in 95 games, scoring 1,239 points (13.0 ppg) and shooting 47.4 percent from the floor ... Earned First Team All-MAAC honors twice ... Produced nine double-doubles.

**2019-20 (REDSHIRT-JUNIOR):** Earned First Team All-MAAC accolades ... Averaged a team-high 14.8 ppg and 6.6 rpg (second on team), both marks ranking fifth in the conference ... Added 1.8 steals per game to lead the Broncs (second in the league) ... His 48.4 field goal percentage ranked eighth in the MAAC ... Shot 39.3 percent from beyond the arc, good for second on the team and 10th in the conference ... Recorded 22 double-digit scoring games, another team best, including a season-high 28 points at Monmouth (2/2) ... Put together five double-doubles throughout the season.

**2018-19 (REDSHIRT-SOPHOMORE):** Played in 27 games, making 17 starts ... Averaged 10.6 ppg, 5.2 rpg and 1.8 spg ... Ranked fourth in the MAAC in steals ... Scored in double figures in 17 games, which included six straight to start the season ... Earned MAAC Player of the Week accolades after scoring 19 points in consecutive wins over Coppin State (11/19) and Wagner (11/24) ... Scored a season-high 22 points on 7 of 12 shooting at Manhattan (2/5) ... Recorded five steals twice, against Norfolk State (12/12) and at Monmouth (2/2) to match his career high.

**2017-18 (REDSHIRT-FRESHMAN):** Earned All-MAAC First Team and NABC All-District 1 Second Team honors ... Played in 29 games, starting 22 of them ... Averaged a team-high 16.1 ppg to rank eighth in the MAAC ... Ranked second in the conference in steals

(1.8 per game) and sixth in rebounds (6.7 per game) ... Also cracked the league's top 10 in both field goal percentage (50.8) and free throw percentage (76.4), ranking eighth and 10th, respectively ... Posted eight 20-point games throughout the year, helping him capture MAAC Player of the Week honors twice ... Against St. Peter's (1/18), scored a career-high 34 points ... Posted a double-double (20 points, 13 rebounds) at Fairfield (1/23), which included the game-winning tip-in with 8.5 seconds left ... Erupted for 28 points and 12 rebounds to propel the Broncs past Marist (2/10).

**2016-17 (FRESHMAN):** Saw action in the first nine games of the year before suffering a season-ending injury, getting granted a medical redshirt ... Averaged 4.8 ppg and 3.9 rpg ... Had a season-high 15 points and four steals, going 6 of 9 from the floor in a road victory at Hartford (11/16) ... Posted his first career double-double with 13 points and 11 rebounds in a comeback victory at Wagner (11/26).

**HIGH SCHOOL:** Averaged 24.0 ppg and 8.5 rebounds in 2015-16 as a post-grad at The Masters School ... Led Callaway High School to the 5A Mississippi state title in 2015 under the guidance of Ole Miss basketball alum David Sanders ... Recorded 23.6 ppg, 12.3 rpg and 3.3 apg in 2013-14 at Thurgood Marshall Academy.

**PERSONAL:** Son of Sarah Perez ... Has eight siblings ... Full name is Dimencio Denzell Vaughn ... Born: Feb. 18, 1997 ... Earned his bachelor of arts degree in filmmaking, TV and radio at Rider ... Currently working towards his master of arts degree.

## CAREER STATISTICS

YEAR	G-GS	MIN/AVG	FG-FGA	PCT	3P-3PA	PCT	FT-FTA	PCT	REB-AVG	A	TO	B	S	PTS/AVG
<b>2016-17</b>	9-0	128/14.2	16/39	.410	2/7	.286	9/14	.643	35/3.9	1	15	1	9	43/4.8
<b>2017-18</b>	29/22	804/27.7	164/323	.508	27/77	.351	113/148	.764	193/6.7	31	69	21	53	468/16.1
<b>2018-19</b>	27/17	689/25.5	95/226	.420	29/91	.319	66/96	.688	140/5.2	39	50	17	49	285/10.6
<b>2019-20</b>	30/29	949/31.6	156/322	.484	35/89	.393	96/142	.676	197/6.6	57	66	24	54	443/14.8
<b>TOTAL</b>	<b>95/68</b>	<b>2570/27.1</b>	<b>431/910</b>	<b>.474</b>	<b>93/264</b>	<b>.352</b>	<b>284/400</b>	<b>.710</b>	<b>565/5.9</b>	<b>128</b>	<b>200</b>	<b>63</b>	<b>165</b>	<b>1239/13.0</b>

# O romello WHITE

Atlanta, Ga. • Arizona State

6-8 • 235 • TR

Master of Arts

GR.  
F



**ARIZONA STATE:** Over three seasons, started 92 of the 95 games he played for the Sun Devils ... Tallied 927 points, averaging 9.8 ppg ... His 60.5 career field goal percentage ranks second in program history ... Pulled down 7.0 rpg and led the team in offensive rebounds in each of three seasons ... Recorded 16 career double-doubles.

**2019-20 (REDSHIRT-JUNIOR):** Played in 30 games, making 29 starts ... Ranked second in the Pac-12 with 8.8 rebounds per game ... Averaged 10.2 ppg and produced eight double-doubles ... Made 112 of his 197 attempts for the ninth-best field goal percentage in school history (56.9 percent) ... Produced a team-high 35 blocks ... Scored double figures in 16 games and brought down double-digit rebounds in 13 contests ... Put together a double-double with 18 points and a career-high 17 rebounds in a 79-59 win over Georgia (12/14) ... Scored a season-high 19 points, going 9 of 12 from the floor, to go along with 10 rebounds versus Colorado (1/16).

**2018-19 (REDSHIRT-SOPHOMORE):** Played in all 34 games, starting 32 of them ... Averaged 8.7 ppg and 5.2 rpg ... Scored in double figures 14 times throughout the season ... Recorded a team-high 19 points in wins over Colorado (1/5) and UCLA (3/4), the latter an 8 for 10 shooting display in the quarterfinals of the Pac-12 Tournament ... Produced a double-double against Princeton (12/29) with 18 points and 11 rebounds ... Went 9 of 10 from the field, scoring 19 points and pulling down a season-high 14 rebounds versus Texas Southern (12/1).

**2017-18 (REDSHIRT-FRESHMAN):** Played under the guidance of current Ole Miss assistant coach Levi Watkins ... Started all 31

games, averaging 10.5 ppg and 7.1 rpg ... Shot 65.2 percent from the floor, the fourth-best season field goal percentage in school history ... Led the team with 79 offensive boards and 23 blocks ... Recorded 15 double-figure scoring games ... Posted six double-doubles throughout the season ... Against Northern Arizona (11/17), tallied a career-high 25 points ... Scored 21 points at Washington State (2/4), making 10 of his 11 field goal attempts ... Recorded 22 points in the win over St. John's (12/8).

**2016-17 (FRESHMAN):** Redshirted.

**HIGH SCHOOL:** Four-star forward that ranked No. 77 overall on the ESPN Top 100 ... Ranked No. 81 nationally by Scout.com ... Earned four letters at Wheeler High School just outside of Atlanta ... Tabbed as the No. 6 player coming out of the state of Georgia according to ESPN ... Also played football.

**PERSONAL:** Son of Catrece Martinez ... Has two siblings, Jayden and Breonna ... Full name is Romello Da'Quan White ... Born: May 9, 1998 ... Earned his bachelor of arts degree in liberal arts ... Currently working towards his master of arts degree.

## CAREER STATISTICS

YEAR	G-GS	MIN/AVG	FG-FGA	PCT	3P-3PA	PCT	FT-FTA	PCT	REB-AVG	A	TO	B	S	PTS/AVG
<b>2017-18</b>	31/29	752/24.3	120/184	.652	0/0	.000	85/154	.552	220/7.1	13	44	23	8	325/10.5
<b>2018-19</b>	34/32	850/25.0	113/189	.598	0/0	.000	70/121	.579	1775.2	11	45	24	13	296/8.7
<b>2019-20</b>	30/29	855/28.5	112/197	.569	0/0	.000	82/120	.683	265/8.8	31	63	35	14	306/10.2
<b>TOTAL</b>	<b>95/90</b>	<b>2457/25.9</b>	<b>345/570</b>	<b>.605</b>	<b>0/0</b>	<b>.000</b>	<b>237/395</b>	<b>.600</b>	<b>662/7.0</b>	<b>55</b>	<b>152</b>	<b>82</b>	<b>35</b>	<b>927/9.8</b>

### JACKSON STATE

DEC. 12 | THE PAVILION |


LOCATION: Jackson, Mississippi  
 NICKNAME: Tigers  
 CONFERENCE: Southwestern Athletic  
 ARENA: Lee E. Williams Center (8,000)  
 HEAD COACH: Wayne Brent  
 ALMA MATER: Louisiana-Monroe  
 RECORD AT JSU: 81-114 (7 seasons)  
 CAREER RECORD: 81-114 (7 seasons)  
 2019-20 RECORD: 9-20 (5-13)  
 STARTERS RETURNING/LOST:  
 LETTERMEN RETURNING/LOST:  
 MBB CONTACT: Blake Weir  
 EMAIL: blake.weir@jsums.edu  
 PHONE (C) : 601-813-4041  
 WEBSITE: www.GoJSUTigers.com  
 SERIES RECORD: Ole Miss leads 3-0



### UNC-WILMINGTON

DEC. 12 | THE PAVILION |

LOCATION: Wilmington, North Carolina  
 NICKNAME: Skyhawks  
 CONFERENCE: Colonial Athletic  
 ARENA: Trask Coliseum (5,200)  
 HEAD COACH: Takayo Siddle  
 ALMA MATER: Gardner-Webb '09  
 RECORD AT UNCW: 0-0 (1st season)  
 CAREER RECORD: 0-0 (1st season)  
 2019-20 RECORD: 10-22 (5-13)  
 STARTERS RETURNING/LOST: 4/1  
 LETTERMEN RETURNING/LOST: 10/3  
 MBB CONTACT: Joe Browning  
 EMAIL: browningj@uncw.edu  
 PHONE (C) : 910-352-0628  
 WEBSITE: www.UncwSports.com  
 SERIES RECORD: First Meeting



### CENTRAL ARKANSAS

DEC. 14 | THE PAVILION |

LOCATION: Conway, Arkansas  
 NICKNAME: Bears  
 CONFERENCE: Southland  
 ARENA: Farris Center (5,500)  
 HEAD COACH: Anthony Boone  
 ALMA MATER: Ole Miss '98  
 RECORD AT UCA: 0-0 (1st season)  
 CAREER RECORD: Same  
 2019-20 RECORD: 10-21 (9-11)  
 STARTERS RETURNING/LOST:  
 LETTERMEN RETURNING/LOST:  
 MBB CONTACT: Steve East  
 EMAIL: seast@uca.edu  
 PHONE (O) : 501-450-5743  
 WEBSITE: www.UCASports.com  
 SERIES RECORD: Ole Miss leads 3-0



### MIDDLE TENNESSEE

DEC. 16 | MURFREESBORO |

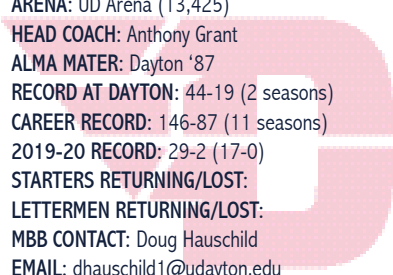
LOCATION: Murfreesboro, Tennessee  
 NICKNAME: Blue Raiders  
 CONFERENCE: Conference USA  
 ARENA: Murphy Center (11,520)  
 HEAD COACH: Nick DeVitt  
 ALMA MATER: UNC Asheville '01  
 RECORD AT MTSU: 19-44 (2 seasons)  
 CAREER RECORD: 117-110 (7 seasons)  
 2019-20 RECORD: 8-23 (4-14)  
 STARTERS RETURNING/LOST: 2/3  
 LETTERMEN RETURNING/LOST: 6/5  
 MBB CONTACT: Eric Beovich  
 EMAIL: beovich@goblueraiders.com  
 PHONE (C) : 850-723-8134  
 WEBSITE: www.GoBlueRaiders.com  
 SERIES RECORD: Middle Tennessee leads 6-5



### DAYTON

DEC. 19 | DAYTON |

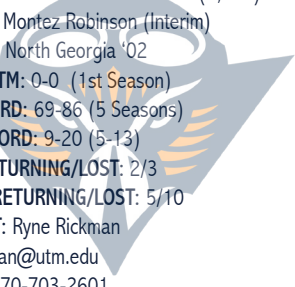
LOCATION: Dayton, Ohio  
 NICKNAME: Flyers  
 CONFERENCE: Atlantic 10  
 ARENA: UD Arena (13,425)  
 HEAD COACH: Anthony Grant  
 ALMA MATER: Dayton '87  
 RECORD AT DAYTON: 44-19 (2 seasons)  
 CAREER RECORD: 146-87 (11 seasons)  
 2019-20 RECORD: 29-2 (17-0)  
 STARTERS RETURNING/LOST:  
 LETTERMEN RETURNING/LOST:  
 MBB CONTACT: Doug Hauschild  
 EMAIL: dhauschild1@udayton.edu  
 PHONE : 937-229-4390  
 WEBSITE: www.DaytonFlyers.com  
 SERIES RECORD: Dayton leads 6-0



### UT MARTIN

DEC. 22 | THE PAVILION |

LOCATION: Martin, Tennessee  
 NICKNAME: Skyhawks  
 CONFERENCE: Ohio Valley  
 ARENA: Kathleen and Tom Elam Center (4,300)  
 HEAD COACH: Montez Robinson (Interim)  
 ALMA MATER: North Georgia '02  
 RECORD AT UTM: 0-0 (1st Season)  
 CAREER RECORD: 69-86 (5 Seasons)  
 2019-20 RECORD: 9-20 (5-13)  
 STARTERS RETURNING/LOST: 2/3  
 LETTERMEN RETURNING/LOST: 5/10  
 MBB CONTACT: Ryne Rickman  
 EMAIL: rrickman@utm.edu  
 PHONE (C) : 270-703-2601  
 WEBSITE: www.UTMSports.com  
 SERIES RECORD: Ole Miss leads 3-0



### ALABAMA

DEC. 29 | TUSCALOOSA |

LOCATION: Tuscaloosa, Alabama  
 NICKNAME: Crimson Tide  
 CONFERENCE: Southeastern  
 ARENA: Coleman Coliseum (14,474)  
 HEAD COACH: Nate Oats  
 ALMA MATER: Maranatha Baptist '98  
 RECORD AT ALA: 16-15 (1 season)  
 CAREER RECORD: 112-58 (5 seasons)  
 2019-20 RECORD: 16-15 (8-10)  
 STARTERS RETURNING/LOST: 4/1  
 LETTERMEN RETURNING/LOST: 7/6  
 MBB CONTACT: Aaron Jordan  
 EMAIL: ajordan@ia.ua.edu  
 PHONE (C) : 205-913-1979  
 WEBSITE: www.RollTide.com  
 SERIES RECORD: Alabama leads 123-58



### WICHITA STATE

JAN. 2 | THE PAVILION |

LOCATION: Wichita, Kansas  
 NICKNAME: Shockers  
 CONFERENCE: American Athletic  
 ARENA: Charles Koch Arena (10,506)  
 HEAD COACH: Isaac Brown (Interim)  
 ALMA MATER: Louisiana-Monroe '95  
 RECORD AT WSU: 0-0  
 CAREER RECORD: Same  
 2019-20 RECORD: 23-8 (11-7)  
 STARTERS RETURNING/LOST: 3/3  
 LETTERMEN RETURNING/LOST: 7/8  
 MBB CONTACT: Bryan Holmgren  
 EMAIL: bholmgren@goshockers.com  
 PHONE (C) : 316-841-6206  
 WEBSITE: www.GoShockers.com  
 SERIES RECORD: Tied 3-3



### AUBURN

JAN. 6 | THE PAVILION |

FEB. 6 | AUBURN |

LOCATION: Auburn, Alabama  
 NICKNAME: Tigers  
 CONFERENCE: Southeastern  
 ARENA: Auburn Arena (9,121)  
 HEAD COACH: Bruce Pearl  
 ALMA MATER: Boston College '82  
 RECORD AT AUB: 125-78 (6 seasons)  
 CAREER RECORD: 587-223 (25 seasons)  
 2019-20 RECORD: 25-6 (12-6)  
 STARTERS RETURNING/LOST: 0/5  
 LETTERMEN RETURNING/LOST: 10/8  
 MBB CONTACT: Cody Voga  
 EMAIL: voga@auburn.edu  
 PHONE: 334-750-9023  
 WEBSITE: www.AuburnTigers.com  
 SERIES RECORD: Auburn leads 79-60



### SOUTH CAROLINA

**JAN. 9 | THE PAVILION |  
FEB. 13 | COLUMBIA |**

LOCATION: Columbia, South Carolina  
NICKNAME: Gamecocks  
CONFERENCE: Southeastern  
ARENA: Colonial Life Arena (18,000)  
HEAD COACH: Frank Martin  
ALMA MATER: Florida International '93  
RECORD AT SC: 147-119 (8 seasons)  
CAREER RECORD: 264-173 (13 seasons)  
2019-20 RECORD: 18-13 (10-8)  
STARTERS RETURNING/LOST: 4/1  
LETTERMEN RETURNING/LOST: 12/3  
MBB CONTACT: Emily Miles  
EMAIL: efeeny@mailbox.sc.edu  
PHONE (C): 803-727-3284  
WEBSITE: www.GamecocksOnline.com  
SERIES RECORD: Tied 20-20

### FLORIDA

**JAN. 12 | GAINESVILLE |**

LOCATION: Gainesville, Florida  
NICKNAME: Gators  
CONFERENCE: Southeastern  
ARENA: Exactech Arena (10,151)  
HEAD COACH: Mike White  
ALMA MATER: Ole Miss '99  
RECORD AT FLA: 108-65 (6 seasons)  
CAREER RECORD: 209-105 (7 seasons)  
2019-20 RECORD: 19-12 (11-7)  
STARTERS RETURNING/LOST: 3/2  
LETTERMEN RETURNING/LOST: 7/5  
MBB CONTACT: Denver Parler  
EMAIL: denverp@gators.ufl.edu  
PHONE: 352-375-4683 ext. 6135  
WEBSITE: www.FloridaGators.com  
SERIES RECORD: Florida leads 67-47

### GEORGIA

**JAN. 16 | THE PAVILION |  
JAN. 30 | ATHENS |**

LOCATION: Athens, Georgia  
NICKNAME: Bulldogs  
CONFERENCE: Southeastern  
ARENA: Stegeman Coliseum (10,523)  
HEAD COACH: Tom Crean  
ALMA MATER: Central Michigan '89  
RECORD AT UGA: 27-37 (2 seasons)  
CAREER RECORD: 383-368 (20 seasons)  
2019-20 RECORD: 16-16 (5-13)  
STARTERS RETURNING/LOST: 2/3  
LETTERMEN RETURNING/LOST: 6/8  
MBB CONTACT: Mike Mobley  
EMAIL: mmobley@sports.uga.edu  
PHONE (O): 706-540-7486  
WEBSITE: www.GeorgiaDogs.com  
SERIES RECORD: Georgia leads 74-45

### MISSISSIPPI STATE

**JAN. 19 | STARKVILLE |  
FEB. 20 | THE PAVILION |**

LOCATION: Starkville, Mississippi  
NICKNAME: Bulldogs  
CONFERENCE: Southeastern  
ARENA: Humphrey Coliseum (10,575)  
HEAD COACH: Ben Howland  
ALMA MATER: Weber College '79  
RECORD AT MSU: 98-67 (5 seasons)  
CAREER RECORD: 499-273 (24 seasons)  
2019-20 RECORD: 20-11 (11-7)  
STARTERS RETURNING/LOST: 2/3  
LETTERMEN RETURNING/LOST: 5/10  
MBB CONTACT: Matt Dunaway  
EMAIL: mdunaway@athletics.msstate.edu  
PHONE (C): 727-215-3857  
WEBSITE: www.HailState.com  
SERIES RECORD: MSU leads 147-121

### TEXAS A&M

**JAN. 23 | THE PAVILION |**

LOCATION: Bryan-College Station, Texas  
NICKNAME: Aggies  
CONFERENCE: Southeastern  
ARENA: Reed Arena (12,989)  
HEAD COACH: Buzz Williams  
ALMA MATER: Oklahoma City '94  
RECORD AT TAMU: 16-14  
CAREER RECORD: 269-169 (13 seasons)  
2019-20 RECORD: 16-14 (10-8)  
STARTERS RETURNING/LOST: 3/2  
LETTERMEN RETURNING/LOST: 9/4  
MBB CONTACT: Evan Roberts  
EMAIL: eroberts@athletics.tamu.edu  
PHONE (C): 260-615-8662  
WEBSITE: www.12thMan.com  
SERIES RECORD: Texas A&M leads 7-3

### ARKANSAS

**JAN. 27 | FAYETTEVILLE |**

LOCATION: Fayetteville, Arkansas  
NICKNAME: Razorbacks  
CONFERENCE: Southeastern  
ARENA: Bud Walton Arena (19,200)  
HEAD COACH: Eric Musselman  
ALMA MATER: San Diego '87  
RECORD AT ARK: 20-12 (1 season)  
CAREER RECORD: 130-46 (4 seasons)  
2019-20 RECORD: 20-12 (7-11)  
STARTERS RETURNING/LOST: 1/4  
LETTERMEN RETURNING/LOST: 3/9  
MBB CONTACT: Mike Cawood  
EMAIL: tmcawood@arkansas.edu  
PHONE (C): 479-236-2090  
WEBSITE: www.ArkansasRazorbacks.com  
SERIES RECORD: Arkansas leads 49-33

### TENNESSEE

**FEB. 2 | THE PAVILION |**

LOCATION: Knoxville, Tennessee  
NICKNAME: Volunteers  
CONFERENCE: Southeastern  
ARENA: Thompson-Boling Arena (21,678)  
HEAD COACH: Rick Barnes  
ALMA MATER: Lenoir-Rhyne '77  
RECORD AT UT: 105-64 (5 seasons)  
CAREER RECORD: 709-378 (32 seasons)  
2019-20 RECORD: 17-14 (9-9)  
STARTERS RETURNING/LOST: 4/2  
LETTERMEN RETURNING/LOST: 10/4  
MBB CONTACT: Tom Satkowiak  
EMAIL: tomsid@tennessee.edu  
PHONE (C): 865-696-2897  
WEBSITE: www.UTSports.com  
SERIES RECORD: Tennessee leads 75-44

### MISSOURI

**FEB. 10 | THE PAVILION |  
FEB. 23 | COLUMBIA |**

LOCATION: Columbia, Missouri  
NICKNAME: Tigers  
CONFERENCE: Southeastern  
ARENA: Mizzou Arena (15,061)  
HEAD COACH: Cuonzo Martin  
ALMA MATER: Purdue '00  
RECORD AT MIZ: 50-46 (4 seasons)  
CAREER RECORD: 237-166 (11 seasons)  
2019-20 RECORD: 15-16 (7-11)  
STARTERS RETURNING/LOST: 4/1  
LETTERMEN RETURNING/LOST: 9/1  
MBB CONTACT: R.J. Layton  
EMAIL: laytonr@missouri.edu  
PHONE (C): 765-491-5348  
WEBSITE: www.MUTigers.com  
SERIES RECORD: Ole Miss leads 13-2

### LSU

**FEB. 17 | THE PAVILION |**

LOCATION: Baton Rouge, Louisiana  
NICKNAME: Tigers  
CONFERENCE: Southeastern  
ARENA: Pete Maravich Assembly Center (13,215)  
HEAD COACH: Will Wade  
ALMA MATER: Clemson '05  
RECORD AT LSU: 155-75 (8 seasons)  
CAREER RECORD:  
2019-20 RECORD: 21-10 (12-6)  
STARTERS RETURNING/LOST:  
LETTERMEN RETURNING/LOST:  
MBB CONTACT: Kent Lowe  
EMAIL: clowe@lsu.edu  
PHONE (O): 225-578-1864  
WEBSITE: www.LSUSports.net  
SERIES RECORD: LSU leads 124-88

## OPPONENTS

### VANDERBILT

FEB. 27 | NASHVILLE |

LOCATION: Nashville, Tennessee  
NICKNAME: Commodores  
CONFERENCE: Southeastern  
ARENA: Memorial Gymnasium (14,316)  
HEAD COACH: Jerry Stackhouse  
ALMA MATER: North Carolina '99  
RECORD AT VU: 11-21 (1 season)  
CAREER RECORD: 11-21 (1 season)  
2018-19 RECORD: 11-21 (3-15)  
STARTERS RETURNING/LOST: 3/2  
LETTERMEN RETURNING/LOST:  
MBB CONTACT: Eric Dolan  
EMAIL: [eric.j.dolan@vanderbilt.edu](mailto:eric.j.dolan@vanderbilt.edu)  
PHONE: 585-260-8322  
WEBSITE: [www.VUCommodores.com](http://www.VUCommodores.com)  
SERIES RECORD: Vanderbilt leads 76-47

### KENTUCKY

MAR. 2 | THE PAVILION |

LOCATION: Lexington, Kentucky  
NICKNAME: Wildcats  
CONFERENCE: Southeastern  
ARENA: Rupp Arena (20,500)  
HEAD COACH: John Calipari  
ALMA MATER: Clarion '82  
RECORD AT UK: 330-77 (11 seasons)  
CAREER RECORD: 733-215 (28 seasons)  
2019-20 RECORD: 25-6 (15-3)  
STARTERS RETURNING/LOST: 0/5  
LETTERMEN RETURNING/LOST: 5/9  
MBB CONTACT: Eric Lindsey  
EMAIL: [eric.lindsey@uky.edu](mailto:eric.lindsey@uky.edu)  
PHONE (O): 859-619-0944  
WEBSITE: [www.UKAthletics.com](http://www.UKAthletics.com)  
SERIES RECORD: Kentucky leads 108-13

NOTE: Ole Miss wins listed in bold



### OLE MISS LEADS 3-0

In Oxford: Ole Miss leads 3-0

	OM	JSU			
12/9/86	Jackson St.	58	38	H	W
12/8/90	Jackson St.	99	80	H	W
11/25/99	Jackson St.	69	55	H	W



### OLE MISS LEADS 3-0

In Oxford: Ole Miss leads 3-0

	OM	UCA			
11/29/80	Central Ark.	82	50	H	W
12/18/82	Central Ark.	67	60	H	W
11/18/06	Central Ark.	75	61	H	W



### MIDDLE TENNESSEE LEADS 6-5

In Oxford: Ole Miss leads 3-2

In Murfreesboro: Middle Tennessee leads 2-0

Neutral: Tied 2-2

	OM	MT			
12/29/60	MTSU	64	62	N	W
1/26/63	MTSU	77	68	H	W
11/30/63	MTSU	68	79	N	L
12/12/77	MTSU	68	79	H	L
12/21/11	MTSU	58	68	N	L
12/08/12	MTSU	62	65	A	L
12/14/13	MTSU	72	63	H	W
11/30/16	MTSU	62	77	H	L
12/9/17	MTSU	58	77	A	L
12/21/18	MTSU	74	56	N	W
12/14/19	MTSU	83	67	H	W



### DAYTON LEADS 6-0

In Oxford: Dayton leads 2-0

In Dayton: Dayton leads 2-0

Neutral: Dayton leads 2-0

	OM	UD			
12/20/80	Dayton	70	72	N	L
3/30/10	Dayton (NIT)	63	68	N	L
11/20/10	Dayton (OT)	71	78	H	L
12/30/11	Dayton	50	62	A	L
1/4/14	Dayton	80	83	H	L
12/30/14	Dayton	74	78	A	L



### OLE MISS LEADS 3-0

In Oxford: Ole Miss leads 1-0

Neutral: Ole Miss leads 2-0

	OM	UTM			
12/16/01	UT Martin	83	72	N	W
12/21/04	UT Martin	92	64	N	W
11/11/16	UT Martin	86	83	H	W



### ALABAMA LEADS 123-58

In Oxford: Ole Miss leads 44-39

In Tuscaloosa: Alabama leads 73-11

Neutral: Alabama leads 11-3

Postseason: Alabama leads 6-2

Overtime: Alabama leads 3-1

	OM	UA			
1/19/21	Alabama	22	18	A	W
1/20/21	Alabama	17	21	A	L
1/11/21	Alabama	31	18	H	W
1/12/21	Alabama	28	13	H	W
2/7/23	Alabama	22	33	A	L
2/23/23	Alabama	28	17	H	W
2/29/24	Alabama (SoCon-T)	42	44	N	L
2/5/26	Alabama	32	22	A	W
2/6/26	Alabama	35	25	A	W
1/31/27	Alabama	29	21	H	W
2/1/27	Alabama	33	32	H	W
1/27/29	Alabama	24	39	A	L
1/28/29	Alabama	28	41	A	L

1/27/30	Alabama	21	31	H	L
1/28/30	Alabama	26	30	H	L
2/20/31	Alabama	25	27	A	L
2/21/31	Alabama	21	30	A	L
2/15/32	Alabama	21	23	H	L
2/16/32	Alabama	33	30	H	W
1/18/33	Alabama	23	35	A	L
1/19/33	Alabama	21	57	A	L
1/22/34	Alabama	25	50	H	L
1/27/34	Alabama	18	34	H	L
1/14/35	Alabama	26	38	A	L
1/15/35	Alabama	27	42	A	L
1/27/36	Alabama	42	34	H	W
1/28/36	Alabama	32	38	H	L
2/15/37	Alabama	34	38	A	L
2/16/37	Alabama	31	32	A	L
2/26/37	Alabama (SEC-T)	34	35	N	L
2/16/38	Alabama	43	36	H	W
2/17/38	Alabama	50	38	H	W
2/6/39	Alabama	25	46	A	L
2/7/39	Alabama	21	30	A	L
1/22/40	Alabama	40	50	A	L
2/22/40	Alabama	25	28	H	L
2/14/41	Alabama	40	44	H	L
2/22/41	Alabama	21	46	A	L
1/14/42	Alabama	20	49	A	L
2/18/42	Alabama	24	44	H	L
2/1/43	Alabama	40	50	A	L
2/15/43	Alabama	44	29	H	W
1/30/46	Alabama	34	36	H	L
2/9/46	Alabama	45	61	A	L
1/9/47	Alabama	40	46	N	L
2/15/47	Alabama	30	83	A	L
2/21/47	Alabama	28	33	H	L
2/10/48	Alabama	36	37	A	L
2/21/48	Alabama	40	35	H	W
1/29/49	Alabama	42	37	H	W
2/26/49	Alabama	57	64	A	L
12/8/49	Alabama	38	56	A	L
2/22/50	Alabama	61	52	H	W
12/11/50	Alabama	67	61	A	W
2/28/51	Alabama (SEC-T)	44	42	N	W
12/17/51	Alabama	79	80	H	L
1/19/53	Alabama	54	60	A	L
12/18/53	Alabama	68	72	N	L
1/9/54	Alabama	62	60	H	W
1/8/55	Alabama	59	70	A	L
1/7/56	Alabama	65	69	H	L
1/5/57	Alabama	84	93	A	L
12/28/57	Alabama	79	76	N	W
1/4/58	Alabama	44	70	N	L
1/3/59	Alabama	76	89	A	L
1/2/60	Alabama	86	77	H	W
1/7/61	Alabama	54	80	A	L
1/6/62	Alabama	62	68	H	L
1/5/63	Alabama	74	80	A	L
1/4/64	Alabama	77	83	H	L
1/2/65	Alabama	87	91	H	L
1/9/65	Alabama	72	107	A	L
2/9/66	Alabama	60	79	H	L
2/28/66	Alabama	66	99	A	L
12/17/66	Alabama	79	58	H	W
2/13/67	Alabama	73	83	A	L
12/16/67	Alabama	59	76	A	L
2/12/68	Alabama	77	69	H	W
2/3/69	Alabama (OT)	53	51	H	W
3/3/69	Alabama	78	72	A	W
2/2/70	Alabama	87	95	A	L
3/2/70	Alabama	93	83	H	W
2/1/71	Alabama	91	101	H	L
3/1/71	Alabama	72	74	A	L
2/7/72	Alabama	88	93	A	L

3/6/72	Alabama	68	75	H	L
2/5/73	Alabama	66	62	H	W
3/5/73	Alabama	67	92	A	L
1/14/74	Alabama	71	88	A	L
2/16/74	Alabama	57	77	H	L
1/13/75	Alabama	71	74	H	L
2/15/75	Alabama	79	88	A	L
1/19/76	Alabama	41	64	A	L
2/16/76	Alabama	70	78	H	L
1/10/77	Alabama	88	101	A	L
2/7/77	Alabama	68	72	H	L
1/2/78	Alabama	62	65	N	L
3/4/78	Alabama	63	66	H	L
2/8/79	Alabama	73	83	A	L
2/24/79	Alabama	89	80	H	W
1/5/80	Alabama	56	78	A	L
2/2/80	Alabama	71	65	H	W
1/10/81	Alabama	48	74	H	L
2/7/81	Alabama	49	51	A	L
1/9/82	Alabama	71	75	A	L
2/6/82	Alabama	79	69	H	W
1/24/83	Alabama	64	63	A	W
2/21/83	Alabama	56	52	H	W
1/23/84	Alabama	56	69	H	L
2/20/84	Alabama	65	74	A	L
1/30/85	Alabama	47	54	A	L
3/2/85	Alabama	49	61	H	L
1/29/86	Alabama	62	69	H	L
3/2/86	Alabama	59	74	A	L
1/17/87	Alabama	62	71	H	L
2/18/87	Alabama	69	90	A	L
1/23/88	Alabama	66	73	A	L
2/24/88	Alabama	64	47	H	W
3/10/88	Alabama (OT) SECT64	59	N	W	
1/7/89	Alabama	67	79	A	L
2/8/89	Alabama	54	55	H	L
3/15/89	Alabama (SEC-T)	56	64	N	L
1/6/90	Alabama	48	66	H	L
2/7/90	Alabama	64	74	A	L
3/10/90	Alabama (SEC-T)	51	70	N	L
1/12/91	Alabama	73	76	H	L
2/6/91	Alabama	74	79	A	L
1/22/92	Alabama	78	77	A	W
3/4/92	Alabama	83	84	H	L
1/16/93	Alabama	67	80	A	L
2/20/93	Alabama (OT)	83	82	H	W
1/15/94	Alabama	70	54	H	W
2/26/94	Alabama	62	83	A	L
1/11/95	Alabama	60	74	H	L
3/1/95	Alabama	50	69	A	L
1/27/96	Alabama	70	63	H	W
3/2/96	Alabama	63	67	A	L
1/8/97	Alabama	46	59	H	L
2/12/97	Alabama	54	57	A	L
1/10/98	Alabama	74	63	A	W
2/7/98	Alabama	75	74	H	W
1/6/99	Alabama	78	60	H	W
2/24/99	Alabama	74	78	A	L
1/29/00	Alabama	67	96	A	L
3/1/00	Alabama	63	59	H	W
1/17/01	Alabama	63	82	A	L
3/3/01	Alabama	105	71	H	W
2/6/02	Alabama	59	79	A	L
3/3/02	Alabama	84	56	H	W
1/21/03	Alabama	76	57	H	W
3/2/03	Alabama	63	86	A	L
1/24/04	Alabama	71	60	H	W
2/28/04	Alabama	69	84	A	L
1/22/05	Alabama	58	66	H	L
2/12/05	Alabama	45	71	A	L
3/11/05	Alabama (SEC-T)	52	69	N	L
1/7/06	Alabama	71	61	A	W



# Ole Miss

## OPPONENTS




### OLE MISS LEADS 21-20

In Oxford: Ole Miss leads 15-2  
 In Columbia: South Carolina leads 12-2  
 Neutral: South Carolina leads 6-4  
 Postseason: South Carolina leads 5-4

	OM	SC			N	L
12/30/60	South Carolina	79	85			
2/5/92	South Carolina	76	61	H	W	
1/13/93	South Carolina	73	88	A	L	
2/5/94	South Carolina	68	62	H	W	
3/10/94	SC (SEC-T)	57	80	N	L	
2/8/95	South Carolina	72	72	A	L	
2/24/96	South Carolina	75	65	H	W	
1/25/97	South Carolina	63	86	A	L	
1/3/98	South Carolina	73	54	H	W	
3/7/98	SC (SEC-T)	77	87	N	L	
1/27/99	South Carolina	66	67	A	L	
3/4/99	SC (SEC-T)	64	60	N	W	
2/9/00	South Carolina	83	75	H	W	
2/17/01	South Carolina	67	61	A	W	
1/26/02	South Carolina	71	53	H	W	
3/7/02	SC (SEC-T)	67	69	N	L	
1/8/03	South Carolina	49	55	A	L	
3/13/03	SC (SEC-T)	62	56	N	W	
1/31/04	South Carolina	79	68	H	W	
3/6/05	S. Carolina (OT)	70	76	A	L	
3/10/05	SC (SEC-T)	53	52	N	W	
1/11/06	South Carolina	68	63	H	W	
2/24/07	South Carolina	63	76	A	L	
2/2/08	South Carolina	77	80	H	L	
1/24/09	South Carolina	71	82	A	L	
1/20/10	South Carolina	66	57	H	W	
2/22/11	South Carolina	73	79	A	L	
3/10/11	SC (SEC-T)	66	55	N	W	
1/28/12	South Carolina	66	62	H	W	
2/20/13	South Carolina	62	62	A	L	
1/18/14	South Carolina	75	74	A	W	
2/1/14	South Carolina	75	71	H	W	
1/10/15	South Carolina	65	49	H	W	
3/12/15	SC (SEC-T)	58	60	N	L	
1/19/16	SC (OT)	74	77	H	L	
1/14/17	South Carolina	56	67	A	L	
3/4/17	South Carolina	75	70	H	W	
12/31/17	South Carolina	74	69	H	W	
3/7/18	S. Carolina (SECT)	84	85	N	L	
2/19/19	South Carolina	64	79	A	L	
2/5/20	South Carolina	84	70	H	W	

2/11/06	Alabama	.50	64	H	L
2/10/07	Alabama	.75	69	H	W
2/28/07	Alabama	.58	69	A	L
2/13/08	Alabama	.67	76	A	L
3/1/08	Alabama	.91	88	H	W
1/21/09	Alabama	.73	76	A	L
2/28/09	Alabama	.69	90	H	L
2/6/10	Alabama	.74	67	H	W
2/27/10	Alabama	.76	73	A	W
2/12/11	Alabama	.64	74	A	L
2/26/11	Alabama	.68	63	H	W
2/4/12	Alabama	.67	69	A	L
3/5/13	Alabama	.87	83	H	W
2/11/14	Alabama	.64	67	A	L
2/26/14	Alabama	.79	67	H	W
3/7/15	Alabama	.82	74	A	W
1/7/16	Alabama	.74	66	H	W
3/10/16	Alabama (SEC-T)	.73	81	N	L
3/1/17	Alabama	.55	70	A	L
1/23/18	Alabama	.78	66	H	W
1/22/19	Alabama	.53	74	A	L
3/14/19	Alabama	.57	62	N	L
2/22/20	Alabama	.78	103	H	L



### TIED AT 3-3

In Oxford: Ole Miss leads 2-0  
 In Wichita: Wichita State leads 3-0  
 Neutral: Ole Miss leads 1-0

	OM	WS			H	L
12/10/94	Wichita St.	.70	71	H	L	
12/28/62	Wichita St.	.59	72	A	L	
12/14/96	Wichita St.	.68	65	H	W	
12/13/97	Wichita St.	.71	48	A	W	
11/18/04	Wichita St.	.80	68	N	W	
1/4/20	Wichita State	.54	74	A		



### AUBURN LEADS 79-60

In Oxford: OM leads 42-25  
 In Auburn: AU leads 51-16  
 Neutral: OM leads 4-1  
 Postseason: OM leads 3-1  
 Overtime: Tied 3-3

	OM	AUB			A	W
2/10/28	Auburn	.43	42	A	W	
2/11/28	Auburn	.38	58	A	L	
2/28/28	Auburn (SoConT)	.31	30	N	W	
1/13/41	Auburn	.30	43	A	L	
12/19/41	Auburn	.31	34	H	L	
12/13/46	Auburn	.58	38	H	W	
1/12/48	Auburn	.50	59	H	L	
1/17/49	Auburn	.47	43	H	W	

2/28/49	Auburn	.61	65	A	L
12/9/49	Auburn	.60	64	A	L
1/30/50	Auburn	.63	77	H	L
12/9/50	Auburn	.65	61	A	W
1/19/52	Auburn	.76	58	H	W
1/3/53	Auburn	.65	55	N	W
2/11/53	Auburn	.65	72	A	L
1/11/54	Auburn	.61	66	H	L
1/10/55	Auburn	.81	85	A	L
1/9/56	Auburn	.76	69	H	W
1/7/57	Auburn	.66	88	A	L
1/6/58	Auburn	.51	71	H	L
1/5/59	Auburn	.47	60	A	L
1/4/60	Auburn	.64	56	H	W
1/9/61	Auburn	.40	51	A	L
1/8/62	Auburn	.58	64	H	L
1/7/63	Auburn	.44	79	A	L
1/6/64	Auburn (OT)	.59	58	H	W
1/4/65	Auburn	.53	77	H	L
1/11/65	Auburn	.52	67	A	L
2/5/66	Auburn	.55	70	H	L
2/26/66	Auburn	.74	86	A	L
1/7/67	Auburn	.56	67	H	L
2/20/67	Auburn	.67	86	A	L
1/6/68	Auburn	.71	90	A	L
2/19/68	Auburn	.57	56	H	W
12/14/68	Auburn	.64	75	H	L
3/8/69	Auburn	.70	80	A	L
12/13/69	Auburn	.77	91	A	L
3/7/70	Auburn	.66	67	H	L
12/12/70	Auburn	.108	96	H	W
3/7/71	Auburn	.85	86	A	L
1/3/72	Auburn	.69	65	A	W
3/9/72	Auburn	.89	83	H	W
1/2/73	Auburn	.58	66	H	L
3/8/73	Auburn	.73	77	A	L
1/7/74	Auburn	.93	65	H	W
2/9/74	Auburn	.75	85	A	L
1/6/75	Auburn	.86	104	A	L
2/8/75	Auburn	.72	70	H	W
1/5/76	Auburn	.66	72	H	L
3/8/76	Auburn	.88	103	A	L
1/31/77	Auburn	.65	72	H	L
2/28/77	Auburn	.84	97	A	L
1/21/78	Auburn	.84	75	H	W
2/18/78	Auburn	.67	92	A	L
1/13/79	Auburn	.77	62	H	W
2/10/79	Auburn (2OT)	.54	56	A	L
12/5/79	Auburn	.73	76	A	L
1/26/80	Auburn	.71	54	H	W
1/3/81	Auburn	.46	45	A	W
1/31/81	Auburn	.61	58	H	W
1/2/82	Auburn	.71	75	A	L
1/30/82	Auburn	.64	57	H	W
1/31/83	Auburn	.61	48	H	W
3/1/83	Auburn	.59	82	A	L
1/31/84	Auburn	.50	60	A	L
2/27/84	Auburn	.72	71	H	W
1/24/85	Auburn	.73	93	A	L
2/23/85	Auburn	.57	69	H	L
3/6/85	Auburn (SEC-T)	.60	68	N	L
1/27/86	Auburn	.61	73	H	L
2/22/86	Auburn	.73	75	A	L
1/24/87	Auburn	.61	85	A	L
2/25/87	Auburn	.73	67	H	W
1/30/88	Auburn	.69	66	H	W
3/2/88	Auburn	.76	92	A	L
1/18/89	Auburn	.65	64	A	W
2/18/89	Auburn	.80	77	H	W
3/10/89	Auburn (SEC-T)	.80	68	N	W
1/17/90	Auburn	.80	72	H	W
2/17/90	Auburn	.84	95	A	L
1/9/91	Auburn	.60	62	H	L
2/9/91	Auburn	.69	72	A	L
1/13/92	Auburn	.83	96	H	L
2/29/92	Auburn	.84	110	A	L
2/3/93	Auburn	.74	85	H	L
2/24/93	Auburn	.73	83	A	L
1/19/94	Auburn (2OT)	.88	85	H	W
3/2/94	Auburn	.68	62	A	W
1/8/95	Auburn	.74	88	A	L
2/4/95	Auburn	.77	75	H	W
1/24/96	Auburn	.82	69	H	W
2/21/96	Auburn	.62	69	A	L
2/1/97	Auburn	.57	46	H	W
3/1/97	Auburn	.71	63	A	W
1/31/98	Auburn	.67	68	A	L
2/28/98	Auburn	.74	67	H	W
1/13/99	Auburn	.59	74	H	L
2/9/99	Auburn	.66	95	A	L
1/22/00	Auburn (OT)	.79	77	H	W
2/19/00	Auburn	.72	75	A	L
2/3/01	Auburn	.74	70	A	W
2/24/01	Auburn	.64	62	H	W
1/9/02	Auburn	.69	65	H	W
2/13/02	Auburn	.62	65	A	L
2/5/03	Auburn	.71	77	A	L
2/22/03	Auburn	.75	80	H	L
1/10/04	Auburn	.53	80	A	L
2/14/04	Auburn	.72	68	H	W
1/15/05	Auburn	.79	72	A	W
2/2/05	Auburn	.70	55	H	W
2/8/06	Auburn	.50	58	A	L
2/25/06	Auburn	.54	58	H	L
2/2/07	Auburn	.82	59	A	W
3/3/07	Auburn	.83	79	H	W
1/19/08	Auburn	.77	80	A	L
2/16/08	Auburn	.78	90	H	L
2/4/09	Auburn	.78	59	H	W
2/25/09	Auburn	.64	77	A	L
1/28/10	Auburn	.84	74	A	W
2/24/10	Auburn	.85	75	H	W
2/16/11	Auburn	.90	59	H	W
3/2/11	Auburn	.73	76	A	L
1/14/12	Auburn (2OT)	.68	69	A	L
2/11/12	Auburn	.61	54	H	W
3/8/12	Auburn (SECT)	.68	54	N	W
1/26/13	Auburn	.63	61	A	W
2/23/13	Auburn	.88	55	H	W
1/9/14	Auburn	.65	62	H	W
2/7/15	Auburn	.86	79	A	W
1/27/16	Auburn	.80	63	H	W
2/20/16	Auburn	.69	59	A	W
1/7/17	Auburn	.88	85	A	W
2/11/17	Auburn	.90	84	H	W
1/9/18	Auburn	.85	70	A	L
1/30/18	Auburn	.79	70	H	L
1/9/19	Auburn	.82	67	H	W
2/13/19	Auburn	.60	55	A	W
1/28/20	Auburn (2OT)	.82	83	H	L
2/25/20	Auburn	.58	67	A	L



### FLORIDA LEADS 67-47

In Oxford: Ole Miss leads 30-23

In Gainesville: Florida leads 40-12

Neutral: Tied 4-4

Postseason: Florida leads 4-3

In OT: Florida leads 5-1

	OM	UF			
12/18/40	Florida	27	35	H	L
2/13/42	Florida	35	46	A	L
12/16/42	Florida	35	32	H	W
12/17/42	Florida	51	44	H	W
2/19/49	Florida	61	63	H	L
1/9/50	Florida	54	46	A	W
1/10/51	Florida	58	69	A	L
2/2/52	Florida	56	45	H	W
2/28/53	Florida	64	61	A	W
2/22/54	Florida	86	66	H	W
2/21/55	Florida	72	78	A	L
2/20/56	Florida	90	77	H	W
2/18/57	Florida	81	92	A	L
2/17/58	Florida	67	65	H	W
12/29/58	Florida	71	47	N	W
2/16/59	Florida (OT)	97	102	A	L
2/13/60	Florida	90	81	H	W
2/20/61	Florida (OT)	77	81	A	L
2/19/62	Florida	62	63	H	L
2/18/63	Florida	72	63	A	W
2/17/64	Florida	97	91	H	W
1/16/65	Florida	39	60	H	L
2/15/65	Florida	53	85	A	L
1/15/66	Florida	49	79	A	L
1/29/66	Florida	61	96	H	L
12/31/66	Florida	64	79	A	L
1/9/67	Florida	63	78	H	L
1/3/68	Florida	68	70	H	L
1/8/68	Florida	75	94	A	L
1/27/69	Florida	66	88	A	L
2/24/69	Florida	79	77	H	W
1/26/70	Florida	79	77	H	W
2/23/70	Florida	62	63	A	L
1/25/71	Florida	86	106	A	L
2/22/71	Florida	68	85	H	L
1/31/71	Florida	86	72	H	W
2/28/72	Florida	87	74	A	W
1/29/73	Florida	59	65	A	L
2/26/73	Florida	97	80	H	W
1/21/74	Florida	83	73	H	W
2/23/74	Florida	61	77	A	L
1/20/75	Florida	80	85	A	L
2/22/75	Florida	101	92	H	W
1/3/76	Florida	58	70	H	L
3/6/76	Florida	94	83	A	W
1/29/77	Florida	90	83	H	W
2/26/77	Florida	78	84	A	L
1/23/78	Florida	56	61	H	L
2/20/78	Florida	63	80	A	L
1/15/79	Florida	58	47	H	W
2/12/79	Florida	67	65	A	W
1/12/80	Florida	85	65	H	W
2/9/80	Florida	57	54	A	W
1/17/81	Florida	71	74	A	L
2/14/81	Florida	66	52	H	W
1/16/82	Florida	69	67	H	W

2/13/82	Florida (OT)	58	57	A	W
1/29/83	Florida	67	61	H	W
2/26/83	Florida	64	75	A	L
1/29/84	Florida	48	78	A	L
2/24/84	Florida	53	59	H	L
1/12/85	Florida	64	82	A	L
2/13/85	Florida	56	54	H	W
1/11/86	Florida	79	67	H	W
2/12/86	Florida	57	66	A	L
1/10/87	Florida	72	80	H	L
2/11/87	Florida	62	85	A	L
1/16/88	Florida	72	77	A	L
2/17/88	Florida	82	75	H	W
1/5/89	Florida	80	71	H	W
2/5/89	Florida	67	78	A	L
1/2/90	Florida	75	60	H	W
2/3/90	Florida	83	63	A	W
1/2/91	Florida	49	65	A	L
2/2/91	Florida (2OT)	81	91	H	L
2/12/92	Florida (OT)	84	86	H	L
2/17/93	Florida	47	94	A	L
3/11/93	Florida (SEC-T)	67	62	N	W
2/9/94	Florida	55	74	H	L
1/28/95	Florida	57	72	A	L
3/9/95	Florida (SEC-T)	59	63	N	L
1/20/96	Florida	55	59	H	L
3/7/96	Florida (SEC-T)	62	75	N	L
2/23/97	Florida	67	65	A	W
1/7/98	Florida	90	79	H	W
2/6/99	Florida	79	68	A	W
1/8/00	Florida	71	75	H	L
3/9/00	Florida (SEC-T)	67	89	N	L
2/21/01	Florida	75	55	A	L
3/10/01	Florida (SEC-T)	74	69	N	W
2/16/02	Florida	68	51	H	W
2/12/03	Florida	55	74	A	L
2/21/04	Florida	66	81	H	L
2/16/05	Florida	53	90	A	L
1/31/06	Florida	58	69	H	L
1/20/07	Florida	70	79	A	L
3/10/07	Florida (SEC-T)	59	80	N	L
1/16/08	Florida	89	87	H	W
1/10/09	Florida	68	78	A	L
2/20/10	Florida	61	64	H	L
1/8/11	Florida	71	77	A	L
1/26/12	Florida	60	64	H	L
2/2/13	Florida	64	78	A	L
3/17/13	Florida (SEC-T)	66	63	N	W
2/22/14	Florida	71	75	H	L
1/24/15	Florida	72	71	A	W
2/12/15	Florida	62	61	H	W
1/16/16	Florida	71	80	H	L
2/9/16	Florida	72	77	A	L
1/3/17	Florida	63	70	A	L
1/13/18	Florida	78	72	H	W
1/30/19	Florida (OT)	86	90	A	L
1/14/20	Florida	55	71	A	L
2/8/20	Florida	68	51	H	W



### GEORGIA LEADS 75-44

In Oxford: Ole Miss leads 28-23

In Athens: Georgia leads 41-14

Neutral: Georgia leads 10-3

Postseason: Georgia leads 8-2

Overtime: Ole Miss leads 4-2

	OM	UGA			
2/13/28	Georgia	44	37	A	W
2/14/28	Georgia	33	37	A	L
1/19/40	Georgia	41	45	A	L
2/29/40	Georgia (SEC-T)	27	45	N	L
2/15/41	Georgia	46	53	H	L
2/16/42	Georgia	27	36	A	L
2/26/43	Georgia (SEC-T)	27	36	N	L
1/6/47	Georgia	38	46	H	L
1/10/48	Georgia	66	74	A	L
1/7/49	Georgia	54	63	H	L
1/7/50	Georgia	52	70	N	L
3/2/50	Georgia (SEC-T)	58	59	N	L
1/6/51	Georgia	41	59	A	L
1/7/52	Georgia	103	52	H	W
2/2/53	Georgia	77	75	A	W
12/19/53	Georgia	87	73	N	W
2/20/54	Georgia	80	66	H	W
2/19/55	Georgia	80	86	A	L
2/18/56	Georgia	105	65	H	W
2/16/57	Georgia	99	91	A	W
2/15/58	Georgia	81	63	H	W
2/14/59	Georgia	61	84	A	L
2/15/60	Georgia (OT)	65	63	H	W
2/18/61	Georgia	69	73	A	L
2/17/62	Georgia	79	75	H	W
2/16/63	Georgia	63	76	A	L
2/15/64	Georgia	80	72	H	W
2/13/65	Georgia	68	90	A	L
1/31/66	Georgia	71	91	H	L
1/2/67	Georgia	78	85	A	L
2/27/67	Georgia	75	67	H	W
1/1/68	Georgia	64	70	H	L
2/26/68	Georgia	77	111	A	L
1/25/69	Georgia	81	84	A	L
2/22/69	Georgia (OT)	82	85	H	L
1/24/70	Georgia	84	96	H	L
2/21/70	Georgia	79	94	A	L
1/23/71	Georgia	80	88	A	L
2/20/71	Georgia	76	72	H	W
1/29/72	Georgia	74	80	H	L
2/26/72	Georgia	69	79	A	L
1/27/73	Georgia	67	71	A	L
2/24/73	Georgia	69	62	H	W
1/5/74	Georgia	78	70	A	W
2/4/74	Georgia	59	55	H	W
1/2/75	Georgia	83	88	H	L
2/3/75	Georgia	93	87	A	W
1/26/76	Georgia	72	74	H	L
2/23/76	Georgia	68	70	A	L
1/15/77	Georgia	82	62	H	W
2/12/77	Georgia	76	92	A	L
1/9/78	Georgia	75	63	H	W
2/6/78	Georgia	56	57	A	L
1/24/79	Georgia	53	59	H	L
1/29/79	Georgia	82	63	A	W

12/12/79	Georgia	62	64	H	L
2/23/80	Georgia	65	77	A	L
12/23/80	Georgia	62	70	A	L
2/28/81	Georgia	64	62	H	W
3/7/81	Georgia (SEC-T)	66	62	N	W
12/16/81	Georgia	56	54	H	W
2/27/82	Georgia	58	64	A	L
1/10/83	Georgia	53	68	H	L
2/7/83	Georgia	76	59	A	W
3/11/83	Georgia (SEC-T)	55	69	N	L
1/10/84	Georgia	51	70	A	L
2/6/84	Georgia (OT)	56	54	H	W
1/26/85	Georgia	51	81	H	L
2/27/85	Georgia	66	94	A	L
1/25/86	Georgia	75	91	A	L
2/26/86	Georgia	61	62	H	L
1/21/87	Georgia	80	68	H	W
2/21/87	Georgia	65	69	A	L
3/6/87	Georgia (SEC-T)	63	65	N	L
1/27/88	Georgia	70	86	A	L
2/27/88	Georgia	75	72	H	W
1/21/89	Georgia (OT)	74	70	A	W
2/22/89	Georgia	88	79	H	W
1/20/90	Georgia	84	74	H	W
2/21/90	Georgia	83	107	A	L
1/30/91	Georgia	62	117	A	L
3/2/91	Georgia	62	72	H	L
2/9/92	Georgia	66	86	A	L
3/12/92	Georgia (SEC-T)	66	85	N	L
1/2/93	Georgia	61	75	H	L
1/22/94	Georgia	85	69	A	W
3/4/95	Georgia	51	79	H	L
1/3/96	Georgia	38	74	A	L
1/5/97	Georgia	73	66	H	W
1/28/98	Georgia	68	70	A	L
3/6/98	Georgia (SEC-T)	72	67	N	W
1/23/99	Georgia	85	76	H	W
2/12/00	Georgia	65	71	A	L
1/13/01	Georgia	66	70	H	L
2/2/02	Georgia	72	79	A	L
2/26/03	Georgia	82	89	H	L
2/4/04	Georgia	51	64	A	L
1/12/05	Georgia	59	54	H	W
1/21/06	Georgia	65	72	A	L
2/21/07	Georgia	67	49	H	W
3/8/08	Georgia	76	62	A	W
3/13/08	Georgia (OT)(SECT)	95	97	N	L
2/21/09	Georgia	69	47	H	W
1/13/10	Georgia	80	76	A	W
1/15/11	Georgia	76	98	H	L
1/21/12	Georgia	66	63	A	W
2/26/13	Georgia	84	74	H	W
2/15/14	Georgia	60	61	A	L
3/14/14	Georgia (SEC-T)	73	75	A	L
1/20/15	Georgia	64	69	A	L
2/25/15	Georgia	72	76	H	L
1/9/16	Georgia	72	71	H	W
2/27/16	Georgia	66	80	A	L
1/11/17	Georgia	47	69	H	L
1/3/18	Georgia	60	71	A	L
2/9/19	Georgia	80	64	A	W
2/23/19	Georgia	72	71	H	W
1/25/20	Georgia	70	60	A	W
3/11/20	Georgia (SEC-T)	63	81	N	L



### MISSISSIPPI STATE LEADS 147-121

In Oxford: Ole Miss leads 85-44  
 In Starkville: Miss. State leads 96-27  
 Neutral: Tied 5-5  
 Postseason: Miss. State leads 2-1  
 Overtime: Miss. State leads 6-4

	OM	MS									
2/25/14	Miss. State	15	68	A	L	2/10/55	Miss. State	66	58	A	W
2/26/14	Miss. State	18	84	A	L	3/5/55	Miss. State	56	60	H	L
2/27/14	Miss. State	10	12	H	L	1/30/56	Miss. State	79	100	H	L
2/28/14	Miss. State	8	20	H	L	3/1/56	Miss. State	74	82	A	L
1/27/16	Miss. State	9	28	H	L	1/19/57	Miss. State	72	82	A	L
1/28/16	Miss. State	20	33	H	L	2/28/57	Miss. State	73	81	H	L
2/16/17	Miss. State	20	35	A	L	12/27/57	Miss. State	53	66	A	L
2/17/17	Miss. State	24	42	A	L	1/18/58	Miss. State	67	62	H	W
2/23/17	Miss. State	25	42	H	L	2/27/58	Miss. State	60	91	A	L
2/24/17	Miss. State	29	15	H	W	1/17/59	Miss. State	58	87	A	L
2/7/19	Miss. State	23	32	H	L	2/28/59	Miss. State	16	23	H	L
2/8/19	Miss. State	14	52	H	L	1/16/60	Miss. State	67	60	H	W
2/6/20	Miss. State	23	10	H	W	2/27/60	Miss. State	54	72	A	L
2/7/20	Miss. State	15	21	H	L	1/21/61	Miss. State	40	63	A	L
2/27/20	Miss. State	13	49	A	L	3/4/61	Miss. State	74	70	H	W
2/28/20	Miss. State	12	30	A	L	1/20/62	Miss. State	57	61	H	L
1/21/21	Miss. State	12	33	A	L	3/3/62	Miss. State	58	63	A	L
1/22/21	Miss. State	20	34	A	L	1/19/63	Miss. State	64	78	A	L
2/2/21	Miss. State	17	13	H	W	3/2/63	Miss. State	72	75	H	L
2/3/21	Miss. State	23	13	H	W	1/18/64	Miss. State	77	75	H	W
2/3/22	Miss. State	27	30	H	L	2/29/64	Miss. State	78	61	A	W
2/4/22	Miss. State	12	17	H	L	1/23/65	Miss. State	72	101	A	L
2/17/22	Miss. State	27	25	A	W	2/27/65	Miss. State (OT)	77	78	H	L
2/18/22	Miss. State	17	48	A	L	2/16/66	Miss. State	74	90	H	L
2/5/23	Miss. State	14	29	A	L	3/2/66	Miss. State	76	96	A	L
2/6/23	Miss. State	18	23	A	L	2/1/67	Miss. State	71	70	A	W
2/12/23	Miss. State	26	28	H	L	3/4/67	Miss. State	58	57	H	W
2/13/23	Miss. State	30	27	H	W	1/31/68	Miss. State	63	53	H	W
3/1/23	MSU (SoCon-T)	26	33	N	L	3/2/68	Miss. State	79	88	A	L
2/21/24	Miss. State	29	27	H	W	1/10/69	Miss. State	67	60	H	W
2/23/24	Miss. State	42	47	A	L	2/15/69	Miss. State	60	64	A	L
2/9/25	Miss. State	30	34	A	L	1/9/70	Miss. State	58	57	A	W
2/20/25	Miss. State	28	38	H	L	2/13/70	Miss. State	57	55	H	W
1/23/26	Miss. State	33	20	H	W	1/8/71	Miss. State	83	74	H	W
2/4/27	Miss. State	22	36	A	L	2/13/71	Miss. State	67	75	A	L
2/5/27	Miss. State	24	30	A	L	1/15/72	Miss. State	68	66	A	W
2/7/27	Miss. State	31	28	H	W	2/19/72	Miss. State	65	64	H	W
2/8/27	Miss. State	26	19	H	W	1/13/73	Miss. State	74	61	A	W
2/6/28	Miss. State	30	38	H	L	2/17/73	Miss. State	83	64	H	W
2/7/28	Miss. State	27	29	H	L	1/28/74	Miss. State	72	67	H	W
2/20/28	Miss. State	34	45	A	L	3/2/74	Miss. State (OT)	69	75	A	L
2/21/28	Miss. State	36	40	A	L	1/27/75	Miss. State	80	100	A	L
2/8/29	Miss. State	30	32	A	L	3/1/75	Miss. State	78	84	H	L
2/9/29	Miss. State	26	28	A	L	1/17/76	Miss. State	54	65	A	L
2/15/29	Miss. State	37	21	H	W	2/14/76	Miss. State	66	76	H	L
2/16/29	Miss. State	41	27	H	W	1/8/77	Miss. State	49	85	A	L
2/7/30	Miss. State	30	26	N	W	2/5/77	Miss. State	82	67	H	W
2/8/30	Miss. State	23	19	N	W	1/4/78	Miss. State	48	73	A	L
2/11/30	Miss. State	38	31	H	W	3/6/78	Miss. State	61	60	H	W
2/12/30	Miss. State	27	28	H	L	1/11/79	Miss. State (2OT)	92	101	A	L
2/5/32	Miss. State	37	19	H	W	2/22/79	Miss. State	64	68	H	L
2/6/32	Miss. State	31	25	H	W	1/19/80	Miss. State	75	64	H	W
2/19/32	Miss. State	35	25	A	W	2/16/80	Miss. State	73	66	A	W
2/20/32	Miss. State	38	26	A	W	1/24/81	Miss. State (OT)	59	52	A	W
2/10/33	Miss. State	36	40	A	L	2/21/81	Miss. State	72	61	H	W
2/11/33	Miss. State	25	32	A	L	1/23/82	Miss. State	54	30	H	W
2/17/33	Miss. State	50	49	H	W	2/20/82	Miss. State	47	33	A	W
2/18/33	Miss. State	41	27	H	W	1/22/83	Miss. State	67	61	A	W
2/2/34	Miss. State	35	41	A	L	2/19/83	Miss. State (OT)	69	67	H	W
2/3/34	Miss. State	29	22	A	W	1/21/84	Miss. State	56	64	H	L
2/18/34	Miss. State	24	29	H	L	2/18/84	Miss. State	51	70	A	L
2/19/34	Miss. State	36	35	H	W	1/19/85	Miss. State	44	61	A	L
2/8/35	Miss. State	31	61	A	L	2/20/85	Miss. State	53	50	H	W
2/9/35	Miss. State	37	55	A	L	1/18/86	Miss. State	57	56	H	W
2/28/35	Miss. State	35	33	H	W	2/19/86	Miss. State	43	48	A	L
3/1/35	Miss. State	40	38	H	W	1/14/87	Miss. State	62	63	A	L
2/7/36	Miss. State	38	39	A	L	2/14/87	Miss. State	79	65	H	W
2/8/36	Miss. State (2OT)	48	42	A	W	1/20/88	Miss. State	61	52	H	W
2/21/36	Miss. State	43	51	H	L	2/20/88	Miss. State	57	67	A	L
2/22/36	Miss. State	32	41	H	L	1/25/89	Miss. State	75	65	H	W
2/9/37	Miss. State	40	36	A	W	2/25/89	Miss. State	69	74	A	L
2/10/37	Miss. State	34	43	A	L	1/24/90	Miss. State (4OT)	102	104	A	L
2/21/37	Miss. State	36	34	H	W						
2/22/37	Miss. State	50	42	H	W						
1/11/38	Miss. State	49	37	N	W						
1/12/38	Miss. State	45	58	N	L						
2/4/38	Miss. State	41	43	A	L						
2/5/38	Miss. State	45	44	A	W						
2/18/38	Miss. State	70	38	H	W						
2/19/38	Miss. State	59	45	H	W						
1/6/39	Miss. State	40	39	N	W						
1/7/39	Miss. State	33	37	N	L						
2/10/39	Miss. State	44	43	H	W						
2/11/39	Miss. State	33	30	H	W						
2/23/39	Miss. State	36	39	A	L						
2/24/39	Miss. State	27	51	A	L						
2/5/40	Miss. State	46	50	N	L						
2/6/40	Miss. State	35	47	A	L						
2/17/40	Miss. State	64	51	H	W						
1/7/41	Miss. State	35	30	H	W						
1/8/41	Miss. State	23	30	A	L						
2/18/41	Miss. State	41	40	H	W						
2/19/41	Miss. State	20	33	A	L						
2/2/42	Miss. State	33	31	A	W						
2/4/42	Miss. State	37	52	H	L						
2/22/42	Miss. State	30	37	A	L						
2/23/42	Miss. State	34	42	H	L						
2/11/43	Miss. State	52	51	H	W						
2/12/43	Miss. State	43	54	H	L						
2/19/43	Miss. State	39	51	A	L						
2/20/43	Miss. State	45	46	A	L						
2/9/45	Miss. State	37	44	A	L						
2/10/45	Miss. State	61	24	A	W						
2/15/45	Miss. State	41	36	H	W						
2/16/45	Miss. State	43	32	H	W						
2/12/46	Miss. State	58	44	H	W						
2/13/46	Miss. State	45	40	H	W						
2/19/46	Miss. State	43	50	A	L						
2/20/46	Miss. State	34	54	A	L						
1/15/47	Miss. State	31	53	A	L						
2/18/47	Miss. State	59	49	H	W						
2/6/48	Miss. State	43	49	A	L						
2/7/48	Miss. State	42	45	A	L						
2/27/48	Miss. State	59	37	H	W						
2/28/48	Miss. State	63	46	H	W						
12/17/48	Miss. State	69	61	H	W						
2/25/49	Miss. State	52	51	A	W						
1/18/50	Miss. State	60	64	A	L						
2/23/50	Miss. State	62	45	H	W						
1/17/51	Miss. State	67	71	A	L						
2/27/51	Miss. State	95	60	H	W						
1/9/52	Miss. State	77	62	H	W						
2/26/52	Miss. State	73	61	A	W						
1/17/53	Miss. State	60	73	A	L						
3/7/53	Miss. State	62	46	H	W						
2/6/54	Miss. State	63	53	H	W						
3/6/54	Miss. State	59	65	A	L						



TEXAS A&M LEADS 7-3

In Oxford: Ole Miss leads 3-1
In College Station: Texas A&M leads 5-0
Neutral: Texas A&M leads 1-0

Table with columns for date, Texas A&M score, Ole Miss score, and game result (N, L, H, W).



ARKANSAS LEADS 49-33

In Oxford: Ole Miss leads 20-8
In Fayetteville: Arkansas leads 18-11
Neutral: Arkansas leads 23-2
In OT: Ole Miss leads 2-1

Table with columns for date, Arkansas score, Ole Miss score, and game result (N, L, H, W).

Main table of game results between Arkansas and Tennessee, including dates, scores, and game outcomes.



TENNESSEE LEADS 75-44

In Oxford: Tennessee leads 27-25
In Knoxville: Tennessee leads 43-12
Neutral: Ole Miss leads 7-5
Postseason: Ole Miss leads 7-5
Overtime: Ole Miss leads 4-1

Table with columns for date, Tennessee score, Ole Miss score, and game result (H, W).

Main table of game results between Tennessee and Ole Miss, including dates, scores, and game outcomes.



OLE MISS LEADS 13-3

In Oxford: Ole Miss leads 6-1
In Columbia: Ole Miss leads 5-2
Neutral: Ole Miss leads 2-0
Postseason: Ole Miss leads 2-0
Overtime: Ole Miss leads 1-0

Table with columns for date, Missouri score, Ole Miss score, and game result (H, W).

3/4/20 Missouri . . . . . 75 67 H W



**LSU LEADS 124-88**

In Oxford: OM leads 56-36  
In Baton Rouge: LSU leads 81-29  
Neutral: LSU leads 6-4  
Postseason: LSU leads 5-4  
Overtime: LSU leads 6-3

	OM	LSU		
2/4/10	LSU	.14 39	A	L
2/5/10	LSU	.4 25	A	L
1/15/12	LSU	.15 27	A	L
2/16/12	LSU	.11 33	A	L
2/21/16	LSU	.29 55	A	L
2/18/21	LSU	.23 22	A	W
2/19/21	LSU	.12 46	A	L
1/15/26	LSU	.24 27	A	L
1/16/26	LSU	.43 19	A	W
1/14/27	LSU	.36 16	A	W
1/15/27	LSU	.21 22	A	L
1/13/28	LSU	.17 20	A	L
1/14/28	LSU	.25 36	A	L
1/25/28	LSU	.33 23	A	W
1/26/28	LSU	.33 34	A	L
2/25/28	LSU (SoCon-T)	.55 28	N	W
1/11/29	LSU	.42 21	A	W
1/12/29	LSU	.34 17	A	W
1/18/29	LSU	.28 24	H	W
1/19/29	LSU	.30 25	H	W
1/10/30	LSU	.31 27	H	W
1/11/30	LSU	.21 31	A	L
1/17/30	LSU	.47 24	A	W
1/18/30	LSU	.32 29	A	W
1/15/31	LSU	.24 26	H	L
1/16/31	LSU	.39 29	H	W
1/15/32	LSU	.34 37	H	L
1/16/32	LSU	.24 22	H	W
1/29/32	LSU	.53 55	A	L
1/30/32	LSU	.35 33	A	W
1/13/33	LSU	.40 37	H	W
1/14/33	LSU	.34 32	H	W
2/13/33	LSU	.33 53	A	L
2/14/33	LSU	.33 50	A	L
2/12/34	LSU	.33 52	A	L
2/13/34	LSU	.39 49	A	L
2/4/35	LSU	.32 47	A	L
2/5/35	LSU	.33 47	A	L
1/31/36	LSU	.37 54	A	L
2/1/36	LSU	.51 46	A	W
2/14/36	LSU	.59 47	H	W
2/15/36	LSU	.69 51	H	W
1/13/37	LSU	.50 47	H	W
1/14/37	LSU	.40 27	H	W
1/14/38	LSU	.59 48	A	W
1/15/38	LSU	.47 44	A	W
3/4/38	LSU (SEC-T)	.68 40	N	W
1/9/39	LSU	.41 42	A	L
1/10/39	LSU	.34 42	H	L
2/13/39	LSU	.48 50	A	L
2/14/39	LSU	.18 59	A	L
1/12/40	LSU	.47 51	A	L
2/10/40	LSU	.45 33	A	W
1/10/41	LSU	.32 56	H	L

2/3/41	LSU	.39 67	A	L
1/9/42	LSU	.35 56	H	L
1/17/42	LSU	.51 42	A	W
1/8/43	LSU	.34 54	A	L
1/16/43	LSU	.39 51	H	L
1/12/46	LSU	.23 53	H	L
2/4/46	LSU	.35 60	A	L
3/1/46	LSU (SEC-T)	.34 59	N	L
1/9/47	LSU	.43 54	H	L
2/3/47	LSU	.43 63	A	L
2/27/47	LSU (SEC-T)	.36 61	N	L
2/2/48	LSU	.49 37	H	W
2/23/48	LSU (OT)	.50 52	A	L
1/31/49	LSU	.48 58	H	L
2/12/49	LSU	.39 49	A	L
12/19/49	LSU	.61 74	A	L
1/28/50	LSU	.75 65	H	W
12/16/50	LSU	.72 67	H	W
2/17/51	LSU	.69 48	A	W
3/1/51	LSU (SEC-T)	.57 62	N	L
12/14/51	LSU	.69 81	H	L
1/30/52	LSU	.68 65	H	W
2/18/52	LSU	.67 78	A	L
3/1/52	LSU (SEC-T)	.60 75	N	L
1/12/53	LSU	.66 67	H	L
2/23/53	LSU	.48 63	A	L
2/1/54	LSU	.52 53	A	L
3/1/54	LSU	.53 76	H	L
1/31/55	LSU	.89 69	H	W
2/28/55	LSU	.65 68	A	L
2/6/56	LSU	.76 100	A	L
2/27/56	LSU	.81 70	H	W
2/2/57	LSU	.79 73	H	W
2/23/57	LSU	.83 76	A	W
2/3/58	LSU	.76 63	A	W
2/24/58	LSU	.85 75	H	W
12/30/58	LSU	.55 69	N	L
2/2/59	LSU	.80 69	H	W
2/23/59	LSU	.93 99	A	L
2/1/60	LSU	.76 61	A	W
2/22/60	LSU	.90 70	H	W
2/6/61	LSU	.69 75	H	L
2/29/61	LSU	.48 46	A	W
2/5/62	LSU	.59 70	A	L
2/26/62	LSU	.74 68	H	W
2/4/63	LSU	.60 48	H	W
2/25/63	LSU	.61 80	A	L
2/1/64	LSU	.67 77	A	L
2/22/64	LSU	.80 86	H	L
2/1/65	LSU	.56 58	H	L
2/22/65	LSU	.56 60	H	L
1/3/66	LSU	.81 80	H	W
2/12/66	LSU	.68 90	A	L
12/19/66	LSU	.74 67	H	W
2/25/67	LSU	.89 77	A	W
12/19/67	LSU	.68 81	A	L
2/24/68	LSU	.87 85	H	W
2/1/69	LSU (OT)	.84 81	A	W
3/1/69	LSU	.78 76	H	W
1/31/70	LSU	.86 109	A	L
2/28/70	LSU	.90 103	H	L
1/30/71	LSU	.113 90	A	W
2/27/71	LSU	.62 54	H	W
2/5/72	LSU	.66 67	A	L
3/4/72	LSU	.101 78	H	W
2/3/73	LSU	.84 59	H	W
3/3/73	LSU	.69 70	A	L
2/2/74	LSU	.77 63	H	W
3/4/74	LSU	.82 74	H	W
2/1/75	LSU	.86 94	A	L
3/8/75	LSU	.86 91	H	L
1/10/76	LSU	.74 100	A	L

2/7/76	LSU	.57 67	H	L
1/3/77	LSU	.68 75	A	L
3/5/77	LSU	.90 68	H	W
1/28/78	LSU	.61 74	H	L
2/25/78	LSU	.75 94	A	L
1/20/79	LSU (OT)	.69 70	H	L
2/17/79	LSU	.62 67	A	L
1/23/80	LSU	.66 72	A	L
2/21/80	LSU	.74 77	H	L
1/28/81	LSU	.59 63	H	L
2/25/81	LSU	.67 74	A	L
1/27/82	LSU	.46 53	A	L
2/24/82	LSU	.74 61	H	W
3/4/82	LSU (SEC-T)	.59 52	N	W
1/15/83	LSU	.68 71	H	L
2/12/83	LSU	.63 72	A	L
1/14/84	LSU	.70 93	A	L
2/12/84	LSU	.61 65	H	L
12/5/84	LSU	.64 89	A	L
1/17/85	LSU	.68 65	H	W
1/13/86	LSU	.68 86	A	L
2/15/86	LSU	.58 57	H	W
1/5/87	LSU	.73 63	H	W
2/4/87	LSU (OT)	.75 82	A	L
1/9/88	LSU (OT)	.61 69	H	L
2/10/88	LSU	.57 78	A	L
2/1/89	LSU	.75 105	A	L
3/4/89	LSU (OT)	.113 112	H	W
1/31/90	LSU	.77 79	H	L
3/3/90	LSU	.94 103	A	L
1/19/91	LSU	.71 87	A	L
2/20/91	LSU	.78 89	H	L
1/25/92	LSU	.73 83	H	L
2/25/92	LSU	.69 100	A	L
1/23/93	LSU	.71 62	H	W
3/6/93	LSU	.56 71	A	L
3/12/93	LSU (SEC-T)	.70 89	N	L
1/29/94	LSU	.66 90	A	L
3/5/94	LSU	.93 78	H	W
1/21/95	LSU (OT)	.81 87	A	L
2/15/95	LSU	.102 90	H	W
2/3/96	LSU	.66 71	A	L
2/28/96	LSU	.75 48	H	W
2/5/97	LSU	.79 73	A	W
2/26/97	LSU	.74 68	H	W
1/21/98	LSU	.80 58	H	W
2/18/98	LSU	.83 57	A	W
2/3/99	LSU	.82 66	A	W
2/27/99	LSU	.79 57	H	W
2/16/00	LSU	.53 97	H	L
3/4/00	LSU	.60 64	A	L
2/7/01	LSU	.50 33	H	W
2/28/01	LSU (OT)	.77 78	A	L
1/23/02	LSU	.70 55	H	W
2/27/02	LSU	.56 59	A	L
1/18/03	LSU	.67 57	A	W
3/5/03	LSU	.64 77	H	L
1/21/04	LSU	.53 49	H	W
3/3/04	LSU	.45 58	A	L
1/26/05	LSU	.60 70	A	L
3/2/05	LSU	.53 58	H	L
1/28/06	LSU	.73 79	H	L
3/4/06	LSU	.52 55	A	L
1/17/07	LSU	.55 62	A	L
2/14/07	LSU	.71 70	H	W
3/9/07	LSU (SEC-T)	.80 60	N	W
1/12/08	LSU	.74 71	H	W
2/23/08	LSU	.49 69	A	L
1/17/09	LSU	.51 83	H	L
2/14/09	LSU	.66 73	A	L
1/23/10	LSU	.73 63	A	W
3/4/10	LSU	.72 59	H	W

1/22/11	LSU	.78 51	A	W
2/9/11	LSU	.66 60	H	W
1/7/12	LSU	.55 81	A	L
2/25/12	LSU	.72 48	H	W
3/9/13	LSU	.81 67	A	W
1/15/14	LSU (OT)	.88 74	H	W
1/14/15	LSU	.71 75	H	L
2/28/15	LSU	.63 73	A	L
1/13/16	LSU	.81 90	A	L
2/14/17	LSU	.96 76	H	W
2/10/18	LSU	.66 82	A	L
1/15/19	LSU	.69 83	H	L
1/18/20	LSU	.76 80	H	L
2/1/20	LSU	.63 73	A	L



**VANDERBILT LEADS 76-47**

In Oxford: Ole Miss leads 33-25  
In Nashville: Vanderbilt leads 47-9  
Neutral: Ole Miss leads 5-4  
Postseason: Series tied 4-4  
In Overtime: Vanderbilt leads 5-4

	OM	VU		
2/8/25	Vanderbilt	.18 19	H	L
1/21/26	Vanderbilt	.32 18	H	W
2/10/27	Vanderbilt	.32 33	A	L
2/26/27	Vanderbilt SoCon-T	.20 32	N	L
2/20/29	Vanderbilt (OT)	.48 46	H	W
12/31/37	Vanderbilt	.68 30	N	W
2/7/41	Vanderbilt	.47 80	A	L
2/7/42	Vanderbilt	.38 31	H	W
1/30/43	Vanderbilt	.49 44	H	W
2/5/43	Vanderbilt	.30 55	A	L
1/19/46	Vanderbilt	.31 39	H	L
2/8/47	Vanderbilt	.41 55	A	L
12/6/47	Vanderbilt	.53 42	H	W
12/19/47	Vanderbilt	.49 71	A	L
1/15/49	Vanderbilt	.49 62	H	L
2/7/49	Vanderbilt	.52 64	A	L
1/16/50	Vanderbilt	.37 44	H	L
2/16/50	Vanderbilt	.47 80	A	L
1/13/51	Vanderbilt	.63 70	H	L
2/4/52	Vanderbilt	.51 59	A	L
2/16/53	Vanderbilt	.79 65	H	W
1/18/54	Vanderbilt	.78 74	A	W
1/1/55	Vanderbilt	.69 94	A	L
1/17/55	Vanderbilt	.77 63	H	W
1/14/56	Vanderbilt	.73 85	A	L
12/8/56	Vanderbilt	.61 90	A	L
1/12/57	Vanderbilt	.68 66	H	W
1/11/58	Vanderbilt	.59 68	A	L
1/10/59	Vanderbilt (OT)	.74 79	H	L
1/9/60	Vanderbilt	.58 66	A	L
1/16/61	Vanderbilt	.74 72	H	W
1/15/62	Vanderbilt	.58 80	A	L
1/14/63	Vanderbilt	.72 79	H	L
1/13/64	Vanderbilt	.81 88	A	L
1/25/65	Vanderbilt	.70 84	H	L
1/10/66	Vanderbilt	.58 106	A	L
1/14/67	Vanderbilt (OT)	.70 78	A	L
2/11/67	Vanderbilt	.67 72	H	L
1/13/68	Vanderbilt	.50 96	A	L

2/10/68 Vanderbilt .....72 90 H L	3/19/12 Vanderbilt (SECT) .53 65 A L	1/17/74 Kentucky .....64 93 A L	12/29/17 Kentucky .....76 99 H L
1/13/69 Vanderbilt .....55 62 A L	1/15/13 Vanderbilt (OT) .89 79 A W	2/18/74 Kentucky .....61 60 H W	2/28/18 Kentucky .....78 98 A L
2/12/69 Vanderbilt .....75 67 H W	3/16/13 Vanderbilt (SEC-T)64 52 N W	1/18/75 Kentucky .....82 85 H L	3/5/19 Kentucky .....76 80 H L
12/3/69 Vanderbilt .....75 87 H L	1/22/14 Vanderbilt .....63 52 A W	2/17/75 Kentucky .....89 108 A L	2/15/20 Kentucky .....62 67 A L
2/11/70 Vanderbilt .....83 80 A W	3/8/14 Vanderbilt .....65 62 H W	1/31/76 Kentucky .....81 89 A L	
12/22/70 Vanderbilt .....112 130 A L	3/7/15 Vanderbilt .....77 86 H L	2/28/76 Kentucky .....87 94 H L	
2/10/71 Vanderbilt .....94 88 H W	2/6/16 Vanderbilt .....85 78 H W	1/24/77 Kentucky .....73 100 A L	
1/26/72 Vanderbilt .....92 65 H W	2/4/17 Vanderbilt .....81 74 A W	2/21/77 Kentucky .....69 81 H L	
2/16/72 Vanderbilt .....83 89 A L	3/3/18 Vanderbilt .....69 82 H L	1/16/78 Kentucky .....56 76 A L	
12/13/72 Vanderbilt .....57 59 A L	1/5/19 Vanderbilt .....81 71 A W	2/13/78 Kentucky .....52 64 H L	
1/17/73 Vanderbilt .....49 59 H L	2/29/20 Vanderbilt .....86 60 H L	1/8/79 Kentucky .....64 90 A L	
1/26/74 Vanderbilt .....56 71 A L		2/5/79 Kentucky .....82 87 H L	
2/25/74 Vanderbilt .....68 84 H L		2/28/79 Kentucky (SEC-T) .77 82 N L	
1/25/75 Vanderbilt .....66 80 H L		1/9/80 Kentucky .....73 79 H L	
2/24/75 Vanderbilt .....80 86 A L		2/6/80 Kentucky .....72 86 A L	
2/2/76 Vanderbilt .....60 61 A L		2/29/80 Kentucky (SEC-T) .67 70 N L	
3/1/76 Vanderbilt .....81 72 H W		1/14/81 Kentucky .....55 64 A L	
1/22/77 Vanderbilt (OT) .72 77 A L		2/11/81 Kentucky .....55 62 H L	
2/19/77 Vanderbilt .....75 66 H W		1/13/82 Kentucky .....67 65 H W	
1/14/78 Vanderbilt .....63 66 A L		2/10/82 Kentucky .....49 57 A L	
2/11/78 Vanderbilt .....61 57 H W		3/5/82 Kentucky (SEC-T) .58 62 N L	
1/6/79 Vanderbilt .....70 94 A L		1/3/83 Kentucky .....60 72 A L	
2/3/79 Vanderbilt .....58 66 H L		3/3/83 Kentucky .....58 61 H L	
1/16/80 Vanderbilt .....67 66 A W		1/2/84 Kentucky .....55 68 H L	
2/13/80 Vanderbilt .....89 78 H W		3/1/84 Kentucky .....57 76 A L	
1/21/81 Vanderbilt .....46 44 H W		1/9/85 Kentucky .....45 57 H L	
2/18/81 Vanderbilt .....50 52 A L		2/9/85 Kentucky .....52 67 A L	
3/6/81 Vanderbilt (SECT) 71 51 N W		1/8/86 Kentucky .....58 75 A L	
1/20/82 Vanderbilt .....55 65 A L		2/8/86 Kentucky .....58 62 H L	
2/17/82 Vanderbilt (40T) 51 48 H W		3/6/86 Kentucky (SEC-T) .69 95 N L	
1/5/83 Vanderbilt .....77 62 A W		1/28/87 Kentucky .....76 65 H W	
3/5/83 Vanderbilt .....62 51 H W		2/28/87 Kentucky .....63 64 A L	
1/4/84 Vanderbilt .....55 76 H L		2/3/88 Kentucky .....65 94 A L	
3/3/84 Vanderbilt .....60 70 A L		3/5/88 Kentucky .....71 78 H L	
3/7/84 Vanderbilt (SECT) .57 77 N L		3/11/88 Kentucky (SEC-T) .64 82 N L	
1/2/85 Vanderbilt .....61 63 A L		1/28/89 Kentucky .....70 65 H W	
2/4/85 Vanderbilt .....60 55 H W		3/1/89 Kentucky .....69 70 A L	
1/2/86 Vanderbilt .....70 81 H L		1/27/90 Kentucky .....79 98 A L	
2/1/86 Vanderbilt .....63 66 A L		2/28/90 Kentucky .....88 74 H W	
1/7/87 Vanderbilt .....59 66 A L		1/16/91 Kentucky .....85 95 H L	
2/9/87 Vanderbilt .....77 54 H W		2/16/91 Kentucky .....77 89 A L	
1/13/88 Vanderbilt .....57 60 H L		1/29/92 Kentucky .....78 96 A L	
2/13/88 Vanderbilt .....68 93 A		3/3/93 Kentucky .....66 98 H L	
1/11/89 Vanderbilt (OT) .65 72 H L		1/12/94 Kentucky .....64 98 N L	
2/11/89 Vanderbilt .....69 71 A L		1/18/95 Kentucky .....65 82 H L	
1/10/90 Vanderbilt .....79 86 A L		1/6/96 Kentucky .....60 90 A L	
2/10/90 Vanderbilt .....68 67 H W		1/11/97 Kentucky .....73 69 H W	
3/9/90 Vanderbilt (SECT) 65 62 N W		3/8/97 Kentucky (SEC-T) .70 88 N L	
1/23/91 Vanderbilt .....52 89 A L		2/14/98 Kentucky .....73 64 A W	
2/23/91 Vanderbilt .....74 58 H W		1/16/99 Kentucky .....57 63 H L	
2/1/92 Vanderbilt .....84 72 H W		3/5/99 Kentucky (SEC-T) .73 83 N L	
2/10/93 Vanderbilt .....59 89 A L		1/19/00 Kentucky .....69 74 A L	
2/23/94 Vanderbilt (OT) .77 72 H W		1/20/01 Kentucky .....65 55 H W	
1/25/95 Vanderbilt .....75 82 A L		3/11/01 Kentucky (SEC-T) .55 77 N L	
2/10/96 Vanderbilt .....78 55 H W		1/15/02 Kentucky .....64 87 A L	
1/18/97 Vanderbilt .....64 67 A L		2/8/03 Kentucky .....62 80 H L	
3/7/97 Vanderbilt (SECT) 64 62 N W		1/28/04 Kentucky .....61 71 A L	
2/11/98 Vanderbilt .....87 76 H W		1/19/05 Kentucky .....50 53 H L	
1/2/99 Vanderbilt .....64 79 A L		2/22/06 Kentucky .....40 80 A L	
2/26/00 Vanderbilt .....75 67 H W		3/9/06 Kentucky (SEC-T) .57 71 N L	
1/6/01 Vanderbilt .....81 68 A W		1/6/07 Kentucky .....58 68 H L	
1/30/02 Vanderbilt .....73 61 H W		2/27/08 Kentucky .....54 58 A L	
2/1/03 Vanderbilt .....68 76 A L		1/27/09 Kentucky .....85 80 H W	
2/25/04 Vanderbilt .....65 77 H L		3/12/09 Kentucky (SEC-T) .58 71 N L	
3/11/04 Vanderbilt (SECT) .50 70 N L		2/2/10 Kentucky .....75 85 A L	
1/29/05 Vanderbilt .....51 73 A L		2/1/11 Kentucky .....71 69 H W	
3/1/06 Vanderbilt .....62 77 H L		3/11/11 Kentucky (SEC-T) .66 75 N L	
1/27/07 Vanderbilt .....80 85 A L		2/18/12 Kentucky .....62 77 A L	
1/30/08 Vanderbilt .....74 58 H W		1/29/13 Kentucky .....74 87 H L	
2/7/09 Vanderbilt .....61 71 A L		2/4/14 Kentucky .....64 80 A L	
2/18/10 Vanderbilt .....78 82 H L		2/18/14 Kentucky .....70 84 H L	
1/19/11 Vanderbilt .....74 84 A L		1/6/15 Kentucky (OT) .86 89 A L	
2/16/11 Vanderbilt .....76 102 H L		1/2/16 Kentucky .....61 83 A L	



**KENTUCKY LEADS 108-13**

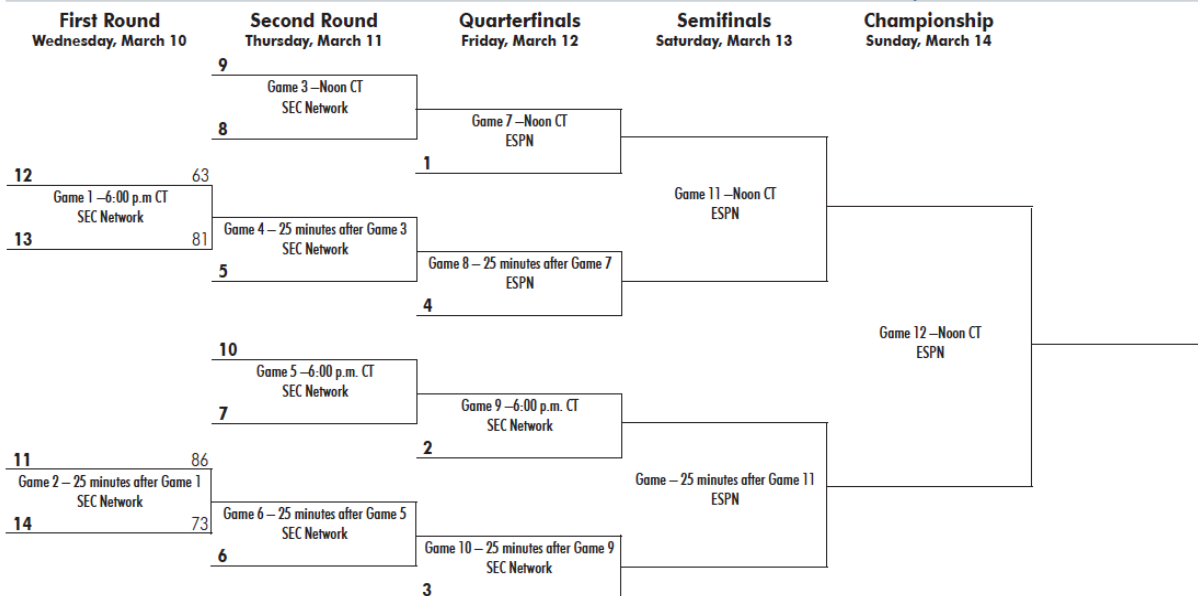
In Oxford: Kentucky leads 29-10  
 In Lexington: Kentucky leads 55-2  
 Neutral: Kentucky leads 24-1  
 Postseason: Kentucky leads 15-1  
 Overtime: Kentucky leads 1-0

**OM UK**

1/9/25 Kentucky .....23 26 A L
2/11/27 Kentucky .....37 17 A W
2/27/28 Kentucky (SoConT) 41 28 N W
2/22/29 Kentucky .....30 35 A L
2/23/29 Kentucky .....24 32 A L
2/24/33 Kentucky (SEC-T) .31 49 N L
3/3/39 Kentucky (SEC-T) .30 49 N L
2/10/41 Kentucky .....41 60 A L
2/28/41 Kentucky (SEC-T) .52 62 N L
2/27/42 Kentucky (SEC-T) .32 59 N L
2/3/49 Kentucky .....45 75 N L
2/16/49 Kentucky .....31 85 A L
2/4/50 Kentucky .....55 61 N L
2/15/50 Kentucky .....50 90 A L
2/3/51 Kentucky .....39 86 N L
1/2/52 Kentucky .....58 116 N L
2/6/52 Kentucky .....61 81 A L
2/13/54 Kentucky .....62 88 A L
2/5/55 Kentucky .....66 84 N L
2/11/56 Kentucky .....49 88 A L
2/8/57 Kentucky .....69 75 N L
2/8/58 Kentucky .....65 96 A L
2/7/59 Kentucky .....72 97 N L
2/6/60 Kentucky .....43 61 A L
2/11/61 Kentucky .....60 74 N L
2/10/62 Kentucky .....60 83 A L
2/9/63 Kentucky .....69 75 N L
2/8/64 Kentucky .....59 102 A L
2/6/65 Kentucky .....65 102 A L
2/21/66 Kentucky .....65 108 H L
1/30/67 Kentucky .....53 96 A L
2/6/67 Kentucky .....70 79 H L
1/29/68 Kentucky .....76 85 H L
2/5/68 Kentucky .....62 78 A L
1/4/69 Kentucky .....59 69 H L
2/8/69 Kentucky .....68 104 A L
1/3/70 Kentucky .....73 95 A L
2/7/70 Kentucky .....85 120 H L
1/2/71 Kentucky .....95 103 H L
2/6/71 Kentucky .....86 121 H L
1/8/72 Kentucky .....82 93 A L
2/12/72 Kentucky .....82 90 H L
1/6/73 Kentucky .....61 58 H W
2/10/73 Kentucky .....70 88 A L

## SEC TOURNAMENT

2021 SEC BASKETBALL TOURNAMENT • BRIDGESTONE ARENA • NASHVILLE, TENN.



### OLE MISS ALL-TIME SEC TOURNAMENT RESULTS


1933	Atlanta, Ga.
First Round	Kentucky 49-Ole Miss 31
1937	Knoxville, Tenn.
First Round	Alabama 35-Ole Miss 34
1938	Baton Rouge, La.
Second Round	Ole Miss 45-Tennessee 40
Semifinals	Ole Miss 68-LSU 40
Finals	Georgia Tech 58-Ole Miss 47
1939	Knoxville, Tenn.
First Round	Ole Miss 42-Georgia Tech 38
Second Round	Kentucky 49-Ole Miss 30
1940	Knoxville, Tenn.
Second Round	Georgia 45-Ole Miss 28
1941	Louisville, Ky.
First Round	Kentucky 62-Ole Miss 52
1942	Louisville, Ky.
Second Round	Kentucky 59-Ole Miss 32
1943	Louisville, Ky.
First Round	Georgia 36-Ole Miss 27
1945	Louisville, Ky.
First Round	Tennessee 59-Ole Miss 37
1946	Louisville, Ky.
Second Round	LSU 69-Ole Miss 34
1947	Louisville, Ky.
First Round	LSU 61-Ole Miss 36
1948	Louisville, Ky.
Second Round	Tennessee 81-Ole Miss 62
1949	Louisville, Ky.
Second Round	Tennessee 74-Ole Miss 49
1950	Louisville, Ky.
First Round	Georgia 59-Ole Miss 58
1951	Louisville, Ky.
First Round	Ole Miss 44-Alabama 42
Second Round	LSU 62-Ole Miss 57
1952	Louisville, Ky.
Second Round	LSU 75-Ole Miss 60
1979	Birmingham, Ala.
First Round	Kentucky 82-Ole Miss 77
1980	Birmingham, Ala.
Second Round	Ole Miss 76-Tennessee 74
Semifinals	Kentucky 70-Ole Miss 67
1981	Birmingham, Ala.
Second Round	Ole Miss 81-Tennessee 72
Semifinals	Ole Miss 71-Vanderbilt 51
Finals	Ole Miss 66, Georgia 62 (SEC Tournament Champion)
1982	Lexington, Ky.
Second Round	Ole Miss 59-LSU 52
Semifinals	Kentucky 62-Ole Miss 58

1983	Birmingham, Ala.
Second Round	Georgia 69-Ole Miss 55
1984	Nashville, Tenn.
First Round	Vanderbilt 77-Ole Miss 57
1985	Birmingham, Ala.
First Round	Auburn 68-Ole Miss 60
1986	Lexington, Ky.
First Round	Ole Miss 73-Tennessee 56
Second Round	Kentucky 95-Ole Miss 69
1987	Atlanta, Ga.
Second Round	Georgia 65-Ole Miss 63
1988	Baton Rouge, La.
First Round	Ole Miss 64-Alabama 59 ot
Second Round	Kentucky 82-Ole Miss 64
1989	Knoxville, Tenn.
First Round	Ole Miss 80-Auburn 68
Second Round	Alabama 64-Ole Miss 56
1990	Orlando, Fla.
Second Round	Ole Miss 87-Tennessee 86
Semifinals	Ole Miss 65-Vanderbilt 62
Finals	Alabama 70-Ole Miss 51
1991	Nashville, Tenn.
First Round	Tennessee 94-Ole Miss 85
1992	Birmingham, Ala.
First Round	Georgia 85-Ole Miss 66
1993	Lexington, Ky.
First Round	Ole Miss 67-Florida 62
Second Round	LSU 89-Ole Miss 70
1994	Memphis, Tenn.
First Round	South Carolina 80-Ole Miss 57
1995	Atlanta, Ga.
First Round	Florida 63-Ole Miss 59
1996	New Orleans, La.
First Round	Florida 75-Ole Miss 62
1997	Memphis, Tenn.
Second Round	Ole Miss 64-Vanderbilt 62
Semifinals	Kentucky 88-Ole Miss 70
1998	Atlanta, Ga.
Second Round	Ole Miss 72-Georgia 67
Semifinals	South Carolina 87-Ole Miss 77
2000	Atlanta, Ga.
First Round	Florida 89-Ole Miss 67
2001	Nashville, Tenn.
Second Round	Ole Miss 86-Tennessee 73
Semifinals	Ole Miss 74-Florida 69
Finals	Kentucky 77-Ole Miss 55
2002	Atlanta, Ga.
First Round	South Carolina 69-Ole Miss 67

2003	New Orleans, La.
First Round	Ole Miss 62-South Carolina 56
Second Round	Mississippi State 73-Ole Miss 64
2004	Atlanta, Ga.
First Round	Vanderbilt 70-Ole Miss 50
2005	Atlanta, Ga.
First Round	Ole Miss 53-South Carolina 52
Second Round	Alabama 69-Ole Miss 52
2006	Nashville, Tenn.
First Round	Kentucky 71-Ole Miss 57
2007	Atlanta, Ga.
Second Round	Ole Miss 80-LSU 60
Semifinals	Florida 80-Ole Miss 59
2008	Atlanta, Ga.
First Round	Georgia 97-Ole Miss 95 ot
2009	Tampa, Fla.
First Round	Kentucky 71-Ole Miss 58
2010	Nashville, Tenn.
Second Round	Tennessee 76-Ole Miss 65
2011	Atlanta, Ga.
First Round	Ole Miss 66-South Carolina 55
Second Round	Kentucky 75-Ole Miss 66
2012	New Orleans, La.
First Round	Ole Miss 68-Auburn 54
Second Round	Ole Miss 78-Tennessee 72 (ot)
Semifinals	Vanderbilt 65-Ole Miss 53
2013	Nashville, Tenn.
Second Round	Ole Miss 64-Missouri 62
Semifinals	Ole Miss 64-Vanderbilt 52
Finals	Ole Miss 66-Florida 63
2014	Atlanta, Ga.
First Round	Ole Miss 78-Mississippi State 66
Second Round	Georgia 75-Ole Miss 73
2015	Nashville, Tenn.
First Round	South Carolina 60-Ole Miss 58
2016	Nashville, Tenn.
First Round	Alabama 81-Ole Miss 73
2017	Nashville, Tenn.
First Round	Ole Miss 86-Missouri 74
Second Round	Arkansas 73-Ole Miss 72
2018	Saint Louis, Mo.
First Round	South Carolina 85-Ole Miss 84
2019	Nashville, Tenn.
Second Round	Alabama 62-Ole Miss 57
2020	Nashville, Tenn.
First Round	Georgia 81-Ole Miss 63

Overall Record: 32-55 (58 Tournaments)

# NCAA TOURNAMENT



## OLE MISS ALL-TIME POSTSEASON RESULTS

### NCAA Tournament (5-9 Record / 9 Appearances)

1981	Kansas (Midwest Region, Wichita, Kan.)	66-69, L
1997	Temple (Midwest Region, Kansas City, Mo.)	40-62, L
1998	Valparaiso (Midwest Region, Oklahoma City, Okla.)	69-70, L
1999	Villanova (Midwest Region, Milwaukee, Wis.)	72-70, W
	Michigan State (Midwest Region, Milwaukee, Wis.)	66-74, L
2001	Iona (Midwest Region, Kansas City, Mo.)	72-70, W
	Notre Dame (Midwest Region, Kansas City, Mo.)	59-56, W
	Arizona (Midwest Region, San Antonio, Texas)	56-66, L
2002	UCLA (West Region, Pittsburgh, Pa.)	58-80, L
2013	Wisconsin (West Region, Kansas City, Mo.)	57-46, W
	La Salle (West Region, Kansas City, Mo.)	74-76, L
2015	BYU (West Region, Dayton, Ohio)	94-90, W
	Xavier (West Region, Jacksonville, Fla.)	57-76, L
2019	Oklahoma (Columbia, S.C.)	72-95, L

### National Invitation Tournament (13-11 Record / 10 Appearances)

1980	Grambling (Oxford, Miss.)	76-74, W
	Minnesota (Minneapolis, Minn.)	56-58, L
1982	Clemson (Clemson, S.C.)	53-49, W
	Virginia Tech (Oxford, Miss.)	59-61, L
1983	Alabama State (Oxford, Miss.)	87-75, W
	South Florida (Oxford, Miss.)	65-57, W
	DePaul (Chicago, Ill.)	67-75, L
1987	Southern Mississippi (Hattiesburg, Miss.)	75-93, L
1989	St. John's (Jamaica, N.Y.)	67-70, L
2000	UNC Charlotte (Oxford, Miss.)	62-45, W
	Southwest Missouri State (Oxford, Miss.)	70-48, W
	N.C. State (Raleigh, N.C.)	54-77, L
2007	Appalachian State (Oxford, Miss.)	73-59, W
	Clemson (Clemson, S.C.)	68-89, L
2008	UC Santa Barbara (Oxford, Miss.)	83-68, W
	Nebraska (Oxford, Miss.)	85-75, W (OT)
	Virginia Tech (Blacksburg, Va.)	81-72, W
	Ohio State (New York, N.Y.)	69-81, L
2010	Troy (Oxford, Miss.)	84-65, W
	Memphis (Oxford, Miss.)	90-81, W
	Texas Tech (Oxford, Miss.)	90-87, W (2OT)
	Dayton (New York, N.Y.)	63-68, L
2011	California (Berkeley, Calif.)	74-77, L
2012	Illinois State (Oxford, Miss.)	93-96, L (OT)
2017	Monmouth (West Long Branch, N.J.)	91-83, W
	Syracuse (Syracuse, N.Y.)	85-80, W
	Georgia Tech (Oxford, Miss.)	66-74, L



### TYREE NAMED FIRST TEAM ALL-SEC

For the second time in his career, Ole Miss guard **Breoin Tyree** was named First Team All-SEC as the league office announced the honors (March 10). The senior became just the third Rebel to be named First Team All-SEC twice by the conference coaches since that format of distinguishing first and second teams began in 1993, joining Ansu Sesay (1996-97, 1997-98) and Stefan Moody (2014-15, 2015-16). In his final year as a Rebel on the hardwood, Tyree had the best season of his career. The Somerset, New Jersey, native averaged 19.7 ppg to rank 36th in the country. For the fourth straight season, Tyree increased his scoring average in SEC play by ranking second in the conference with 22.2 ppg. He was the third Rebel to average more than 20 points per game in SEC action since the 1998-99 season when stats started to be collected electronically. Only Moody averaged more, scoring 23.4 ppg during the 2015-16 season. Marshall Henderson averaged 20.4 ppg before leading the Rebels to the 2013 SEC Tournament title. While Tyree ranked eighth in the SEC in free throw percentage (82.2) and ninth in three-pointers made per game (2.1), those numbers were even better during conference play. The senior guard shot 85.8 percent from the line in SEC contests, ranking fourth, while draining 2.2 threes per conference game to sit seventh. Also in SEC games, Tyree shot 45.0 percent from the field and 39.4 percent from beyond the arc.

### BREIN LOVES SEC PLAY

**Breoin Tyree** thrived against conference opponents. He was the conference's second-leading scorer during



**Breoin Tyree scored a career-high 40 points in a 25-point win over rival Mississippi State. Tyree averaged 22.2 ppg in conference play to earn First Team All-SEC honors.**

league games (22.2 ppg), nothing new to Tyree as his scoring output increased from non-conference action to SEC play in each of his four seasons. He kept the trend going as a senior, scoring 26 points against Texas A&M (Jan. 7) in the conference opener before tallying 27 versus Arkansas (Jan. 11). After missing the Florida game due to a back injury, Tyree returned better than ever and scored 36 points versus LSU (Jan. 18). With those performances, Tyree became the first Rebel to score at least 25 points in each of the first three SEC games of the season since Joe Harvell (1992). During the 1991-92 campaign, Harvell started conference play with four consecutive 30-point games. Tyree added a 38-point performance against South Carolina (Feb. 5) and a 40-point night versus Mississippi State (Feb. 11).

Tyree's Seasons	Non-Conference	SEC
2016-17 (Freshman)	5.1 ppg	9.3 ppg
2017-18 (Sophomore)	9.0 ppg	12.3 ppg
2018-19 (Junior)	16.5 ppg	19.1 ppg
2019-20 (Senior)	16.5 ppg	22.2 ppg

### DEFENDING THE LONG BALL

Ole Miss became one of the best teams in defending the new three-point line during the 2019-20 season. The Rebels ranked 15th nationally as opponents have shot just 29.2 percent from long distance. Ole Miss has kept opponents under 25 percent in 12 games this season.

### TYREE'S BIG GAMES

**Breoin Tyree** had 15 20-point games on the season, producing three such contests in November and three in December to go along with nine in SEC play. He had 37 20-point games over his Ole Miss career. His biggest game as a Rebel was a career-high 40 points to lead Ole Miss to a blowout win over rival Mississippi State (Feb. 11), the most points by a Rebel since Deandre Burnett scored 41 points against Oral Roberts (Nov. 18, 2016). It was the most scored by an Ole Miss player in an SEC game since Stefan Moody dropped 43 to lead the Rebels

over MSU on his senior night (March 3, 2016). Tyree also had 34 against Middle Tennessee (Dec. 14), 36 versus LSU (Jan. 18) and 38 against South Carolina to give him six 30-point games for his career.

### BALANCED SCORING LEADS TO VICTORIES

It's no secret that a balanced offense helps in seeking victories. When Ole Miss finds that balance, it usually leads to positive outcomes. In wins, all five Rebel starters averaged double figures: **Breoin Tyree** (20.2 ppg), **Blake Hinson** (12.8 ppg), **Devontae Shuler** (11.9 ppg), **KJ Buffen** (11.5 ppg) and **Khadim Sy** (10.5 ppg). In losses, Tyree (19.3 ppg) and Shuler (11.6 ppg) were the only Rebels scoring in double digits.

### BLOWOUT WINS

Ole Miss' 26-point win over Vanderbilt (Feb. 29) was the team's largest margin of victory in conference play since an 88-61 win over Mississippi State (Jan. 31, 2017). The Rebels defeated the Bulldogs earlier this season (Feb. 11), 83-58, to give them a pair of SEC wins over 25 points-or-more. The last time Ole Miss won two conference games in a season by at least 25 points was during the 1951-52 campaign. The Rebels destroyed Georgia 103-52 (Jan. 7, 1952) before beating Georgia Tech 94-64 on the road (Jan. 14, 1952). The Yellow Jackets are now a member of the ACC.

### CLOSE HEARTBREAKERS

Close games went against the Rebels all season long. Ole Miss was 1-6 in games decided by five points or less, including 0-5 in SEC play. Four of the Rebels' five losses at home were by single digits with three SEC games decided by four points or less.

### CLIMBING THE CAREER CHARTS

In his final year as a Rebel, senior guard **Breoin Tyree** finished sixth on the all-time scoring list with 1,797 points. Through 130 games in an Ole Miss uniform, Tyree also ranked sixth all-time in three-pointers made (207), ninth

## 2019-20 AWARDS/HONORS

### KJ Buffen:

- NIT Tip-Off All-Tournament Team

### Franco Miller Jr:

- SEC Community Service Team

### Devontae Shuler:

- Preseason Second Team All-SEC (Coaches)

### Breoin Tyree:

- First Team All-SEC (Coaches)
- USBWA All-District IV
- Howell Trophy Finalist (Best Player in Mississippi)
- SEC Player of the Week (Feb. 10)
- College Sports Madness National Player of the Week (Feb. 10)
- Senior CLASS Award Candidate (one of 30 nationwide)
- NIT Tip-Off All-Tournament Team
- Jerry West Award Watch List (Shooting Guard of the Year)
- Preseason Third Team All-American (Sporting News)
- Preseason First Team All-SEC (Coaches, Media)
- Chair of the SEC Men's Basketball Leadership Council

in free throws made (384), 10th in field goals made (603), 10th in assists (325) and 10th in minutes played (3,634). He became just the third Rebel in history to score at least 1,700 points and make at least 200 three-pointers over a career, joining Joe Harvell and Chris Warren.

### VETERANS LEAD THE WAY

The Rebels were led by a veteran cast. Senior guard **Breein Tyree** (19.7 ppg), junior **Devontae Shuler** (11.7 ppg), sophomore **Blake Hinson** (10.1 ppg) and sophomore forward **KJ Buffen** (10.1 ppg) accounted for 72.1 percent of the team's scoring last season. Tyree ranked third in the league in scoring, while Buffen paced the team in rebounding (6.1 per game) and blocks (0.9 per game). Shuler also led the Rebels in assists (3.3 per game) and steals (1.7 per game), while ranking fifth in the conference in assist/turnover ratio (1.7). After missing four games due to injury, Hinson has put together 14 double-digit scoring performances, starting 26 games following the injury to **Luis Rodriguez**.

### SHULER STATS

Junior guard **Devontae Shuler** led the Rebels in assists (3.3) and steals (1.7). The Irmo, South Carolina, native is one of two players in the SEC to record at least 1.7 steals per game and a 1.7 assist/turnover ratio, joining Kentucky's Ashton Hagans in the conference's top five of each category. He recorded at least two steals in 12 of the last 20 games, totaling 142 for his career to pass former teammate Terence Davis for 10th on the Ole

Miss career steals list. Against No. 16 Auburn (Jan. 28), he took over after **Breein Tyree** fouled out and finished with 26 points in 48 minutes of the double overtime battle. Shuler followed that performance with a career-high 28 points at No. 22 LSU (Feb. 1). He has six 20-point games over his career, including five as a junior.

### NEEDING BUFFEN

**KJ Buffen** was a primary bench player during his freshman campaign, but the 6-foot-7 forward was an important piece of the Ole Miss lineup as a sophomore. Starting all 32 games, one of only two Rebels to start each game, Buffen averaged 10.1 ppg along with a team-best 6.1 rpg. His rebounding average was 17th in the conference. The Gainesville, Georgia, native also led the team in blocks (0.9). Buffen tallied a career-high 23 points in a win over Norfolk State (Nov. 12) before producing his second career 20-point game to close out the calendar year against Tennessee Tech (Dec. 29). His play factored into the outcome of games. Buffen averaged 11.9 ppg and 7.3 rpg in wins, while tallying 8.3 ppg and 4.8 rpg in losses.

### DAVIS EARNS 500TH CAREER WIN

Ole Miss head coach **Kermit Davis** picked up his 500th win as the Rebels defeated South Carolina at home (Feb. 5). Over 25 seasons as a college basketball head coach, Davis has collected 504 wins over 797 games (.632 winning percentage).

## BY THE NUMBERS

### The Rebels' record was ...

- Overall . . . . . 15-17
- SEC Games . . . . . 6-12
- Streak . . . . . L2
- Overtime . . . . . 0-1
- Home Overall (SEC) . . . . . 12-5 (5-4)
- Road Overall (SEC) . . . . . 1-10 (1-8)
- Neutral Games . . . . . 2-2
- vs. Ranked Opponents . . . . . 0-7
  
- Day Games . . . . . 8-6
- Night Games (6 p.m. or later local) . . . . . 7-11
- November Games . . . . . 5-2
- December Games . . . . . 4-1
- January Games . . . . . 1-7
- February Games . . . . . 4-5
- March Games . . . . . 1-2
  
- Monday Games . . . . . 0-0
- Tuesday Games . . . . . 3-7
- Wednesday Games . . . . . 3-1
- Thursday Games . . . . . 0-0
- Friday Games . . . . . 2-1
- Saturday Games . . . . . 6-8
- Sunday Games . . . . . 1-0
  
- Red Jerseys . . . . . 1-4
- Navy Jerseys . . . . . 0-4
- White Jerseys . . . . . 12-4
- Gray Jerseys . . . . . 1-2
- Powder Blue Jerseys . . . . . 1-3

### Rebels' record when ...

- Leading at the half . . . . . 12-4
- Tied at the half . . . . . 0-1
- Behind at the half . . . . . 3-12
  
- Scores 90 points or more . . . . . 0-0
- Scores 80-89 points . . . . . 8-2
- Scores 70-79 points . . . . . 4-3
- Scores less than 70 points . . . . . 3-12
  
- Out-rebounds opponent . . . . . 10-3
- Out-rebounded by opponent . . . . . 5-12
- Ties opponents in rebounds . . . . . 02
  
- Shoots 50 percent or better . . . . . 8-1
- Shoots between 40-49 percent . . . . . 7-8
- Shoots under 40 percent . . . . . 0-8
- Shoots 40 percent or better from 3-pt. . . . . 6-1
- Shoots between 30-40 percent from 3-pt. . . . . 7-6
- Shoots under 30 percent from 3-pt. . . . . 2-10
- Shoots 70 percent or better from FT line . . . . . 10-11
- Shoots 60-69 percent from FT line . . . . . 5-1
- Shoots under 60 percent from FT line . . . . . 0-5
- Opp. shoots 50 percent or better . . . . . 1-5
- Opp. shoots 40-49 percent . . . . . 5-8
- Opp. shoots under 40 percent . . . . . 9-4
- Opp. shoots 40 percent or better from 3-pt. . . . . 1-4
- Opp. shoots between 30-40% from 3-pt. . . . . 5-3
- Opp. shoots under 30 percent from 3-pt. . . . . 9-10
- Commits 15 turnovers or more . . . . . 3-10
- Commits less than 15 turnovers . . . . . 12-7
- Forces 15 turnovers or more . . . . . 8-3
- Forces less than 15 turnovers . . . . . 7-14
- Has less (or same) turnovers than opp. . . . . 12-6

## GAME-BY-GAME STARTING LINEUPS

Opponent	Result	1	2	3	4	5
Arkansas State	W, 71-43	Shuler	Tyree	Rodriguez	Buffen	Sy
Norfolk State	W, 68-55	Shuler	Tyree	Rodriguez	Buffen	Sy
Western Michigan	W, 85-58	Shuler	Tyree	Rodriguez	Buffen	Sy
Seattle	W, 65-52	Shuler	Tyree	Rodriguez	Buffen	Sy
at Memphis	L, 86-87	Shuler	Tyree	Rodriguez	Buffen	Sy
vs. Penn State	W, 74-72	Shuler	Tyree	Hinson	Buffen	Sy
vs. Oklahoma State	L, 37-78	Shuler	Tyree	Hinson	Buffen	Sy
Butler	L, 58-67	Shuler	Williams	Hinson	Buffen	Hunter
CSU Bakersfield	W, 83-67	Shuler	Tyree	Hinson	Buffen	Sy
Middle Tennessee	W, 82-64	Shuler	Tyree	Hinson	Buffen	Sy
Southeastern Louisiana	W, 83-76	Shuler	Tyree	Hinson	Buffen	Sy
Tennessee Tech	W, 80-63	Shuler	Tyree	Hinson	Buffen	Sy
at Wichita State	L, 54-75	Shuler	Tyree	Hinson	Buffen	Sy
at Texas A&M	L, 47-57	Shuler	Tyree	Hinson	Buffen	Sy
Arkansas	L, 72-76	Shuler	Tyree	Hinson	Buffen	Sy
at Florida	L, 57-71	Shuler	Miller Jr.	Crowley	Hinson	Buffen
LSU	L, 76-80	Shuler	Tyree	Hinson	Buffen	Sy
at Tennessee	L, 48-73	Shuler	Tyree	Hinson	Buffen	Sy
at Georgia	W, 70-60	Shuler	Tyree	Hinson	Buffen	Sy
Auburn	L, 82-83 (2OT)	Shuler	Tyree	Hinson	Buffen	Sy
at LSU	L, 63-73	Shuler	Tyree	Williams	Hinson	Buffen
South Carolina	W, 84-70	Shuler	Tyree	Hinson	Buffen	Sy
Florida	W, 68-51	Shuler	Tyree	Hinson	Buffen	Sy
Mississippi State	W, 83-58	Shuler	Tyree	Hinson	Buffen	Sy
at Kentucky	L, 62-67	Shuler	Tyree	Hinson	Buffen	Sy
at Missouri	L, 68-71	Shuler	Tyree	Hinson	Buffen	Sy
Alabama	L, 78-103	Shuler	Tyree	Hinson	Buffen	Sy
at Auburn	L, 58-67	Shuler	Tyree	Hinson	Buffen	Sy
Vanderbilt	W, 86-60	Shuler	Tyree	Hinson	Buffen	Sy
Missouri	W, 75-67	Shuler	Tyree	Hinson	Buffen	Sy
at Mississippi State	L, 44-69	Shuler	Tyree	Hinson	Buffen	Sy
vs. Georgia	L, 63-81	Shuler	Tyree	Hinson	Buffen	Sy

## 2019-20 RESULTS



### 2019-20 Ole Miss Basketball Ole Miss Season Schedule/Results & Leaders (as of Dec 04, 2020) All games



RECORD:	OVERALL	HOME	AWAY	NEUTRAL
ALL GAMES	15-17	12-5	1-10	2-2
CONFERENCE	6-12	5-4	1-8	0-0
NON-CONFERENCE	9-5	7-1	0-2	2-2

Date	Opponent	Score	Att.	High Points	High Rebounds
11-8-19	ARKANSAS STATE	W 71-43	8009	(20)Shuler,Devontae	(9)Buffen,KJ
11-12-19	NORFOLK STATE	W 68-55	6412	(23)Buffen,KJ	(9)Buffen,KJ
11-15-19	WESTERN MICHIGAN	W 85-58	7310	(20)Tyree,Breein	(6)Rodriguez,Luis
					(6)Buffen,KJ
11-19-19	SEATTLE	W 65-52	6316	(13)Buffen,KJ	(8)Buffen,KJ
11/23/19	at Memphis	86-87 L	17875	(24)Tyree,Breein	(6)Buffen,KJ
					(6)Sy,Khadim
11/27/19	vs Penn St.	W 74-72	4114	(18)Tyree,Breein	(9)Buffen,KJ
11/29/19	vs Oklahoma St.	37-78 L	4159	(7)Collum,Antavion	(7)Shuler,Devontae
				(7)Tyree,Breein	
12-3-19	BUTLER	58-67 L	7348	(22)Tyree,Breein	(8)Tyree,Breein
12/7/19	CSU BAKERSFIELD	W 83-67	6276	(23)Hinson,Blake	(7)Sy,Khadim
12/14/19	MIDDLE TENNESSEE	W 82-64	7334	(34)Tyree,Breein	(8)Buffen,KJ
12-21-19	vs Southeastern Louisia	W 83-76	2042	(20)Sy,Khadim	(9)Buffen,KJ
12/29/19	TENNESSEE TECH	W 80-63	7261	(20)Shuler,Devontae	(10)Hinson,Blake
				(20)Buffen,KJ	
01/04/20	at Wichita St.	54-74 L	10506	(12)Sy,Khadim	(5)Shuler,Devontae
				(12)Shuler,Devontae	(5)Sy,Khadim
01/07/20	*at Texas A&M	47-57 L	5982	(26)Tyree,Breein	(6)Miller,Franco
01-11-20	*ARKANSAS	72-76 L	8233	(27)Tyree,Breein	(11)Shuler,Devontae
01/14/20	*at Florida	55-71 L	9545	(20)Buffen,KJ	(11)Hinson,Blake
01/18/20	*LSU	76-80 L	8043	(36)Tyree,Breein	(6)Sy,Khadim
01/21/20	*at Tennessee	48-73 L	17031	(18)Tyree,Breein	(7)Hinson,Blake
01/25/20	*at Georgia	W 70-60	10523	(20)Tyree,Breein	(6)Shuler,Devontae
					(6)Hinson,Blake
1/28/20	*AUBURN	82-83 Lo2	8125	(26)Shuler,Devontae	(7)Sy,Khadim
02/01/20	*at LSU	63-73 L	11112	(28)Shuler,Devontae	(7)Shuler,Devontae
2/5/20	*SOUTH CAROLINA	W 84-70	6990	(38)Tyree,Breein	(8)Sy,Khadim
02/08/20	*FLORIDA	W 68-51	7760	(23)Tyree,Breein	(9)Buffen,KJ
02/11/20	*MISSISSIPPI ST.	W 83-58	8009	(40)Tyree,Breein	(8)Sy,Khadim
02/15/20	*at Kentucky	62-67 L	20417	(19)Tyree,Breein	(7)Collum,Antavion
02/18/20	*at Mizzou	68-71 L	8677	(29)Tyree,Breein	(8)Buffen,KJ
					(8)Shuler,Devontae
2/22/20	*ALABAMA	78-103 L	8393	(28)Tyree,Breein	(8)Sy,Khadim
02/25/20	*at Auburn	58-67 L	9121	(16)Buffen,KJ	(8)Buffen,KJ
				(16)Tyree,Breein	
02/29/20	*VANDERBILT	W 86-60	7495	(18)Shuler,Devontae	(6)Sy,Khadim
					(6)Buffen,KJ
03-04-20	*MIZZOU	W 75-67	6887	(19)Tyree,Breein	(10)Buffen,KJ
				(19)Hinson,Blake	
03/07/20	*at Mississippi St.	44-69 L	7569	(16)Shuler,Devontae	(7)Tyree,Breein
03/11/20	vs Georgia	63-81 L		(18)Tyree,Breein	(8)Buffen,KJ

\* = Conference game

Attendance Summary	Games	Attend	Avg/Game
Home	17	126201	7424
Away	11	128358	11669
Neutral	4	10315	2579
Total	32	264874	8277

## 2019-20 STATISTICS



2019-20 Ole Miss Basketball  
Ole Miss Combined Team Statistics (as of Mar 11, 2020)  
All games



RECORD:	OVERALL	HOME	AWAY	NEUTRAL
ALL GAMES	15-17	12-5	1-10	2-2
CONFERENCE	6-12	5-4	1-8	0-0
NON-CONFERENCE	9-5	7-1	0-2	2-2

#	Player	gp-gs	min	avg	Total		3-Point		F-Throw		Rebounds				pf	dq	a	to	blk	stl	pts	avg
					fg-fga	fg%	3fg-fga	3fg%	ft-fta	ft%	off	def	tot	avg								
04	Tyree,Breoin	31-30	1059	34.2	199-467	.426	64-178	.360	148-180	.822	10	105	115	3.7	65	2	78	76	4	40	610	19.7
02	Shuler,Devontae	32-32	1060	33.1	134-316	.424	44-124	.355	62-99	.626	22	123	145	4.5	61	1	105	61	9	54	374	11.7
00	Hinson,Blake	28-27	875	31.3	97-245	.396	45-141	.319	45-64	.703	34	95	129	4.6	89	3	39	62	9	16	284	10.1
05	Buffen,KJ	32-32	943	29.5	122-242	.504	5-21	.238	74-109	.679	65	131	196	6.1	100	7	52	49	28	46	323	10.1
03	Sy,Khadim	31-29	720	23.2	106-202	.525	7-26	.269	61-84	.726	47	123	170	5.5	112	9	23	52	25	21	280	9.0
15	Rodriguez,Luis	5-5	115	23.0	9-24	.375	0-7	.000	11-16	.688	11	15	26	5.2	5	0	13	3	2	5	29	5.8
13	Williams,Bryce	29-2	387	13.3	25-62	.403	11-25	.440	29-35	.829	4	20	24	0.8	51	1	23	35	5	16	90	3.1
23	Hunter,Sammy	27-1	328	12.1	29-71	.408	1-8	.125	19-27	.704	14	23	37	1.4	47	0	11	15	4	6	78	2.9
01	Crowley,Austin	32-1	531	16.6	31-84	.369	11-39	.282	18-24	.750	13	37	50	1.6	38	1	53	26	2	12	91	2.8
14	Collum,Antavion	22-0	225	10.2	8-27	.296	2-13	.154	10-15	.667	6	30	36	1.6	24	0	8	10	0	9	28	1.3
10	Curry,Carlos	17-0	79	4.6	6-15	.400	0-0	.000	0-0	.000	3	9	12	0.7	16	0	2	3	2	3	12	0.7
33	McBride,John	9-0	15	1.7	1-7	.143	1-4	.250	0-0	.000	2	1	3	0.3	0	0	0	1	1	0	3	0.3
11	Miller,Franco	19-1	139	7.3	2-18	.111	1-14	.071	1-2	.500	3	15	18	0.9	13	0	6	11	0	1	6	0.3
34	McKay,Conner	2-0	3	1.5	0-0	.000	0-0	.000	0-0	.000	0	0	0	0.0	0	0	0	0	0	0	0	0.0
	Team										57	67	124		5		14					
	Total.....	0	6479		769-1780	.432	192-600	.320	478-655	.730	291	794	1085	0.0	626	24	413	418	91	229	2208	0.0
	Opponents.....	0	6479		745-1750	.426	177-607	.292	526-711	.740	306	812	1118	0.0	598	-	411	435	123	194	2193	0.0

## 2019-20 STATISTICS (SEC ONLY)



2019-20 Ole Miss Basketball  
Ole Miss Combined Team Statistics (as of Mar 07, 2020)  
Conference games only



RECORD:	OVERALL	HOME	AWAY	NEUTRAL
ALL GAMES	6-12	5-4	1-8	0-0
CONFERENCE	6-12	5-4	1-8	0-0
NON-CONFERENCE	0-0	0-0	0-0	0-0

#	Player	gp-gs	min	avg	Total		3-Point		F-Throw		Rebounds				pf	dq	a	to	blk	stl	pts	avg
					fg-fga	fg%	3fg-fga	3fg%	ft-fta	ft%	off	def	tot	avg								
04	Tyree,Breoin	17-17	617	36.3	122-271	.450	37-94	.394	97-113	.858	3	58	61	3.6	43	2	37	43	2	24	378	22.2
02	Shuler,Devontae	18-18	610	33.9	75-180	.417	25-70	.357	41-62	.661	11	75	86	4.8	41	1	49	28	2	32	216	12.0
05	Buffen,KJ	18-18	528	29.3	66-136	.485	1-9	.111	45-64	.703	40	63	103	5.7	60	3	27	23	16	23	178	9.9
00	Hinson,Blake	18-18	594	33.0	60-172	.349	27-95	.284	23-34	.676	21	63	84	4.7	64	2	27	41	7	13	170	9.4
03	Sy,Khadim	17-16	423	24.9	57-113	.504	3-13	.231	35-46	.761	26	72	98	5.8	67	7	8	34	14	10	152	8.9
13	Williams,Bryce	16-1	225	14.1	12-35	.343	6-14	.429	13-15	.867	3	14	17	1.1	32	1	12	20	3	12	43	2.7
23	Hunter,Sammy	13-0	109	8.4	12-28	.429	0-2	.000	6-9	.667	5	7	12	0.9	19	0	1	5	4	3	30	2.3
01	Crowley,Austin	18-1	292	16.2	11-38	.289	3-16	.188	11-14	.786	5	22	27	1.5	14	0	31	10	1	6	36	2.0
14	Collum,Antavion	12-0	132	11.0	4-13	.308	0-2	.000	4-6	.667	4	19	23	1.9	10	0	6	5	0	2	12	1.0
10	Curry,Carlos	8-0	42	5.3	2-6	.333	0-0	.000	0-0	.000	1	4	5	0.6	10	0	1	1	1	1	4	0.5
11	Miller,Franco	10-1	72	7.2	0-6	.000	0-5	.000	0-0	.000	3	6	9	0.9	10	0	2	6	0	0	0	0.0
33	McBride,John	3-0	4	1.3	0-2	.000	0-2	.000	0-0	.000	0	1	1	0.3	0	0	0	0	1	0	0	0.0
34	McKay,Conner	1-0	2	2.0	0-0	.000	0-0	.000	0-0	.000	0	0	0	0.0	0	0	0	0	0	0	0	0.0
	Team										36	33	69		3		9					
	Total.....	18	3650		421-1000	.421	102-322	.317	275-363	.758	158	437	595	33.1	373	16	201	225	51	126	1219	67.7
	Opponents.....	18	3650		411-988	.416	97-342	.284	337-443	.761	193	466	659	36.6	321	-	224	234	77	96	1256	69.8

## GAME-BY-GAME TEAM STATISTICS

OPPONENT	1H-2H-F	FG-FGA	PCT	3P-3PA	PCT	FT-FTA	PCT	OF-DF-TotRb	A	TO	BLK	STL
Arkansas State	19-24-43	15-46	32.6	6-19	31.6	7-12	58.3	6-22-28	12	23	2	1
OLE MISS	39-32-71	25-56	44.6	8-26	30.8	13-20	65.0	11-29-40	16	15	3	14
Norfolk State	35-20-55	17-52	32.7	5-21	23.8	16-21	76.2	9-24-33	8	17	3	8
OLE MISS	40-28-68	26-51	51.0	5-15	33.3	11-17	64.7	5-30-35	14	13	3	12
Western Michigan	32-26-58	20-59	33.9	5-32	15.6	13-17	76.5	12-21-33	9	19	3	5
OLE MISS	40-45-85	32-61	52.5	5-15	33.3	16-20	80.0	10-28-38	16	14	5	10
Seattle	17-35-52	16-56	28.6	4-17	23.5	16-18	88.9	12-19-31	7	12	3	6
OLE MISS	30-35-65	21-49	42.9	4-17	23.5	19-22	86.4	11-28-39	15	16	1	7
OLE MISS	38-48-86	26-66	39.4	12-27	44.4	22-30	73.3	16-22-38	19	16	3	8
Memphis	45-42-87	30-58	51.7	3-11	27.3	24-36	66.7	10-28-38	15	16	9	11
OLE MISS	27-47-74	26-62	41.9	7-16	43.8	15-19	78.9	11-27-38	14	15	3	8
Penn State	43-29-72	26-58	44.8	5-19	26.3	15-18	83.3	6-27-33	16	16	12	10
OLE MISS	15-22-37	15-58	25.9	1-20	5.0	6-11	54.5	9-28-37	9	20	1	7
Oklahoma State	34-44-78	28-62	45.2	8-27	29.6	14-15	93.3	7-35-42	11	13	5	11
Butler	31-36-67	24-47	51.1	8-17	47.1	11-15	73.3	3-29-32	14	13	0	5
OLE MISS	22-36-58	22-55	40.0	7-22	31.8	7-15	46.7	9-23-32	16	12	1	7
CSU Bakersfield	37-30-67	23-47	48.9	3-12	25.0	18-30	60.0	12-20-32	16	10	1	3
OLE MISS	40-43-83	26-45	57.8	7-18	38.9	24-36	66.7	6-17-23	18	6	2	4
Middle Tennessee	31-33-64	26-59	44.1	3-18	16.7	9-18	50.0	9-23-32	14	12	1	6
OLE MISS	48-34-82	28-53	52.8	14-22	63.6	12-16	75.0	5-30-35	23	14	4	8
Southeastern Louisiana	41-35-76	32-55	58.2	10-15	66.7	2-5	40.0	5-19-24	24	16	0	2
OLE MISS	42-41-83	30-58	51.7	7-24	29.2	16-25	64.0	15-21-36	19	13	4	4
Tennessee Tech	32-31-63	24-60	40.0	7-18	38.9	8-10	80.0	6-24-30	13	10	2	5
OLE MISS	31-49-80	30-55	54.5	7-23	30.4	13-21	61.9	6-31-37	22	11	4	5
OLE MISS	24-30-54	16-52	30.8	4-18	22.2	18-23	78.3	9-21-30	5	15	4	4
Wichita State	39-35-74	23-48	47.9	6-21	28.6	22-33	66.7	10-28-38	9	12	2	8
OLE MISS	29-18-47	18-60	30.0	7-27	25.9	4-7	57.1	12-24-36	12	10	0	6
Texas A&M	19-38-57	19-48	39.6	3-17	17.6	16-19	84.2	8-33-41	8	12	7	3
Arkansas	27-49-76	23-56	41.1	8-20	40.0	22-27	81.5	5-23-28	13	10	4	7
Ole Miss	33-39-72	22-54	40.7	3-13	23.1	25-26	96.2	10-30-40	6	16	4	5
OLE MISS	28-27-55	18-45	40.0	3-16	18.8	16-20	80.0	9-17-26	3	18	2	7
Florida	40-31-71	27-50	54.0	3-13	23.1	14-23	60.9	10-21-31	12	12	5	9
LSU	36-44-80	24-57	42.1	8-21	38.1	24-27	88.9	12-35-47	10	16	5	3
OLE MISS	36-40-76	29-65	44.6	9-23	39.1	9-19	47.4	8-23-31	19	10	1	10

## GAME-BY-GAME TEAM STATISTICS

OPPONENT	1H-2H-F	FG-FGA	PCT	3P-3PA	PCT	FT-FTA	PCT	OF-DF-TotRb	A	TO	BLK	STL
OLE MISS	23-25-48	19-63	30.2	5-25	20.0	5-11	45.5	14-24-38	6	10	2	6
Tennessee	42-31-73	24-49	49.0	5-17	29.4	20-24	83.3	4-29-33	18	8	5	6
OLE MISS	35-35-70	26-50	52.0	5-9	55.6	13-17	76.5	5-23-28	8	13	4	7
Georgia	29-31-60	17-55	30.9	7-23	30.4	19-25	76.0	18-20-38	8	16	4	6
Auburn	20-46-11-6-83	24-63	38.1	9-30	30.0	26-36	72.2	16-29-45	11	19	1	11
OLE MISS	37-29-11-5-82	26-58	44.8	6-20	30.0	24-32	75.0	7-26-33	14	15	3	9
OLE MISS	20-43-63	21-59	35.6	6-22	27.3	15-19	78.9	7-23-30	10	10	2	4
LSU	40-33-73	23-48	47.9	4-10	40.0	23-34	67.6	9-33-42	8	13	6	6
South Carolina	32-38-70	23-56	41.1	6-20	30.0	18-23	78.3	8-21-29	16	14	3	5
OLE MISS	43-41-84	27-57	47.4	6-12	50.0	24-32	75.0	13-26-39	15	14	3	8
Florida	27-24-51	18-54	33.3	5-23	21.7	10-11	90.9	8-25-33	9	15	4	5
OLE MISS	33-35-68	26-55	47.3	7-16	43.8	9-10	90.0	4-28-32	16	10	2	8
Mississippi St.	34-24-58	18-49	36.7	2-16	12.5	20-27	74.1	11-25-36	15	17	2	3
OLE MISS	33-50-83	28-58	48.3	8-20	40.0	19-24	79.2	8-26-34	11	7	3	7
OLE MISS	27-35-62	24-60	40.0	6-17	35.3	8-11	72.7	8-25-33	3	12	4	9
Kentucky	25-42-67	23-59	39.0	2-22	9.1	19-24	79.2	11-30-41	8	11	4	3
OLE MISS	27-41-68	21-52	40.4	3-13	23.1	23-30	76.7	13-21-34	9	15	1	6
Missouri	31-40-71	21-55	38.2	6-22	27.3	23-27	85.2	15-21-36	10	12	6	6
Alabama	45-58-103	37-66	56.1	13-29	44.8	16-28	57.1	13-20-33	25	12	4	4
OLE MISS	31-47-78	26-48	54.2	6-19	31.6	20-27	74.1	7-22-29	15	21	2	7
OLE MISS	24-34-58	18-53	34.0	5-15	33.3	17-19	89.5	12-21-33	8	17	3	6
Auburn	31-36-67	24-51	47.1	4-14	28.6	15-23	65.2	9-23-32	12	14	6	4
Vanderbilt	27-33-60	20-59	33.9	6-17	35.3	14-18	77.8	11-22-33	14	11	0	3
OLE MISS	43-43-86	35-64	54.7	9-23	39.1	7-9	77.8	8-29-37	26	7	6	7
Missouri	40-27-67	22-60	36.7	4-17	23.5	19-23	82.6	13-25-38	12	13	4	6
OLE MISS	49-26-75	22-49	44.9	6-16	37.5	25-33	75.8	6-27-33	14	10	4	9
OLE MISS	25-19-44	15-51	29.4	2-17	11.8	12-17	70.6	8-22-30	6	11	5	5
Mississippi St.	39-30-69	24-52	46.2	2-10	20.0	19-24	79.2	11-31-42	15	9	7	6
Georgia	41-40-81	30-55	54.5	7-18	38.9	14-20	70.0	6-27-33	19	12	3	7
OLE MISS	30-33-63	25-59	42.4	2-15	13.3	11-17	64.7	10-22-32	6	15	2	5

# Ole Miss 2019-20 REVIEW

## GAME 1: OLE MISS 71, ARKANSAS STATE 43



Official Basketball Box Score -- Game Totals -- Final Statistics  
Arkansas State vs Ole Miss  
11-8-19 6 p.m. at Oxford, Miss. (The Pavilion at Ole Miss)



Arkansas State 43 • 1-1

#	Player	Total			3-Ptr			Rebounds			PF	TP	A	TO	Blk	Stl	Min
		FG	FGA	FT	FTA	Off	Def	Total									
3	Brevard, Malik	1	1	0	0	1	0	4	4	5	2	0	5	2	0	23	
04	Mathews, J.J.	4	8	0	2	0	2	2	4	10	0	1	0	1	0	21	
05	Willis, Christian	1	2	1	2	0	1	1	3	3	1	2	0	1	0	21	
12	Kus, Canberk	4	12	1	4	1	2	2	2	10	2	3	0	4	3	31	
23	Eaton, Marquis	1	7	1	4	1	2	0	6	1	4	5	4	0	1	33	
01	Johnson, Jerry	2	9	1	5	0	1	1	3	5	3	3	0	0	0	24	
02	Wilson, Kobe	2	6	2	4	0	2	1	8	1	8	1	2	0	1	24	
32	Jackson, Antwon	0	1	0	1	2	0	1	0	1	0	3	0	3	23		
Team																	
Totals		15	46	6	19	7	12	6	22	28	19	43	12	23	2	200	

Ole Miss 71 • 1-0

#	Player	Total			3-Ptr			Rebounds			PF	TP	A	TO	Blk	Stl	Min
		FG	FGA	FT	FTA	Off	Def	Total									
03	Sy,Khadim	3	6	0	0	2	2	2	4	3	8	1	1	0	1	20	
05	Buffen,KJ	5	6	1	1	5	2	7	9	3	16	1	2	2	3	24	
02	Shuler,Devontae	7	11	3	7	3	1	2	3	1	20	1	4	0	2	28	
04	Tyree,Breoin	2	9	1	7	1	0	2	2	0	6	4	2	0	3	25	
15	Rodriguez,Luis	2	8	0	3	1	2	4	6	1	5	3	1	1	3	25	
01	Crowley,Austin	2	4	0	0	1	1	2	5	6	1	1	0	0	10		
10	Curry,Carlos	2	4	0	0	1	2	3	1	4	0	0	0	0	9		
11	Miller,Franco	1	3	1	2	1	0	1	1	0	4	1	0	1	12		
13	Williams,Bryce	1	1	0	0	0	1	1	2	2	2	2	0	0	14		
14	Collum,Antavion	0	2	0	1	0	0	0	2	0	0	0	0	1	12		
23	Hunter,Sammy	0	2	0	1	0	2	2	2	0	0	0	0	0	17		
33	McBride,John	0	0	0	0	0	0	0	0	0	0	0	0	0	3		
34	McKay,Conner	0	0	0	0	0	0	0	0	0	0	0	0	0	1		
Team																	
Totals		25	56	8	26	13	20	11	29	40	71	16	15	3	14	200	

Officials: Pat Adams, Vladimir Voyard-Tadai, Nathan Bemis  
Technical fouls: Arkansas State-Mathews, J.J., Willis, Christian, Ole Miss-Buffen,KJ.  
Attendance: 8009

Score by periods	1st	2nd	Total
Arkansas State	19	24	43
Ole Miss	39	32	71

Last FG - ASU 2nd-01:28, OM 2nd-00:27.  
Largest lead - ASU by 3 1st-19:20, OM by 29 2nd-13:54.  
ASU led for 01:34, OM led for 37:22. Game was tied for 01:04.

	In	Off	2nd	Fast	Bench
Points	30	21	12	8	16
ASU	30	21	12	8	16
OM					

Score tied - 1 time.  
Lead changed - 1 time.

## GAME 3: OLE MISS 85, WESTERN MICHIGAN 58



Official Basketball Box Score -- Game Totals -- Final Statistics  
Western Michigan vs Ole Miss  
11-15-19 6 p.m. at Oxford, Miss. (The Pavilion at Ole Miss)



Western Michigan 58 • 3-1

#	Player	Total			3-Ptr			Rebounds			PF	TP	A	TO	Blk	Stl	Min
		FG	FGA	FT	FTA	Off	Def	Total									
30	WHITENS, Jason	2	6	0	0	3	4	7	0	4	2	1	0	1	1	31	
35	JOHNSON, Brandon	8	12	2	4	1	3	4	2	21	0	1	0	0	24		
2	WRIGHT, Titus	0	0	0	2	1	2	3	2	0	1	0	0	0	20		
03	WHITE, B.Antis	2	11	1	8	1	2	0	1	6	1	5	0	2	23		
12	FLOWERS, Michael	4	15	1	9	5	1	3	4	3	14	3	5	0	33		
01	WILKINS, Kawense	2	5	0	1	2	3	6	1	2	1	2	1	1	21		
01	BARRS, Chase	0	0	0	0	2	2	1	0	0	0	1	0	1	13		
02	MARTIN, Adrian	0	1	0	0	1	1	1	0	0	0	0	0	0	3		
04	PRINTY, Jared	0	3	0	0	1	0	1	2	0	0	1	0	10			
10	TOLIVER, Luke	0	0	0	0	1	1	0	0	0	0	0	0	0	3		
11	CRUZ JR., Rafael	0	2	0	1	0	0	0	0	0	1	0	0	1	7		
15	EMILIAN, Patrick	1	1	1	1	0	0	2	3	0	1	0	1	0	5		
20	BoyerRichard, William	0	2	0	1	0	1	1	0	1	1	0	1	0	4		
24	IKONGSHUL, Adida	1	1	0	0	1	1	0	2	0	1	0	0	0	3		
Team																	
Totals		20	69	5	32	13	17	12	21	33	19	58	9	19	3	5	

Ole Miss 85 • 3-0

#	Player	Total			3-Ptr			Rebounds			PF	TP	A	TO	Blk	Stl	Min
		FG	FGA	FT	FTA	Off	Def	Total									
03	Sy,Khadim	3	5	0	0	1	1	2	4	8	0	2	1	0	1	20	
05	Buffen,KJ	2	2	0	1	2	0	6	6	5	5	0	1	0	13		
02	Shuler,Devontae	6	12	1	3	3	1	3	4	1	16	3	1	3	26		
04	Tyree,Breoin	7	16	4	4	5	1	4	1	20	3	2	0	1	29		
15	Rodriguez,Luis	3	4	0	4	1	5	2	10	2	2	2	0	0	26		
01	Crowley,Austin	2	5	2	3	0	2	2	0	6	2	2	0	0	21		
10	Curry,Carlos	2	3	0	0	1	1	2	0	4	1	0	1	2	11		
11	Miller,Franco	0	1	0	0	1	1	0	0	2	0	0	0	0	4		
13	Williams,Bryce	2	3	0	1	3	0	1	5	0	1	0	1	0	14		
14	Collum,Antavion	1	2	1	2	0	1	1	3	3	1	1	0	2	7		
23	Hunter,Sammy	0	1	0	1	0	2	4	1	8	2	2	0	2	27		
33	McBride,John	0	2	0	0	2	0	2	0	0	0	0	0	0	2		
Team																	
Totals		32	61	5	32	16	20	38	20	85	16	14	5	10	200		

Officials: Anthony Jordan, Brian Shey, Josue Nieves  
Technical fouls: Western Michigan-None, Ole Miss-None.  
Attendance: 7310

Score by periods	1st	2nd	Total
Western Michigan	32	26	58
Ole Miss	40	45	85

Last FG - WMU 2nd-00:50, OM 2nd-02:14.  
Largest lead - WMU by 8 1st-10:27, OM by 32 2nd-02:14.  
WMU led for 10:21, OM led for 28:24. Game was tied for 01:15.

	In	Off	2nd	Fast	Bench
Points	44	25	9	10	26
WMU	44	25	9	10	26
OM					

Score tied - 0 times.  
Lead changed - 1 time.

## GAME 2: OLE MISS 68, NORFOLK STATE 55



Official Basketball Box Score -- Game Totals -- Final Statistics  
Norfolk State vs Ole Miss  
11-12-19 6:30 p.m. at The Pavilion at Ole Miss (Oxford, Miss.)



Norfolk State 55 • 2-1

#	Player	Total			3-Ptr			Rebounds			PF	TP	A	TO	Blk	Stl	Min
		FG	FGA	FT	FTA	Off	Def	Total									
22	RICKS,Spirit	2	7	2	5	0	0	1	1	2	6	0	2	0	1	21	
35	SIBIDE,Yoro	2	3	0	0	0	1	1	2	5	4	0	1	1	0	13	
04	BRYANT,Joe	2	8	1	4	6	2	1	3	2	11	1	0	0	0	31	
11	BISHOP,Jermaine	2	11	2	6	5	0	2	2	2	11	1	2	0	2	29	
34	WHITLEY,Steven	3	11	0	3	2	5	3	8	4	8	1	7	0	1	28	
01	CHAMBERS,Nyzaiah	0	0	0	0	1	0	0	0	0	0	0	0	0	0	1	
02	HICKS,Kashaun	1	1	0	0	0	2	2	2	0	2	1	0	0	16		
12	CARTER,Devante	5	8	0	1	6	7	1	12	2	3	1	2	3	30		
32	FORD,Chris	1	1	0	0	1	4	5	2	3	0	1	1	0	23		
55	CHAVIS,Kyonze	0	2	0	1	0	0	1	1	1	0	1	0	0	2		
Team																	
Totals		17	52	5	21	16	21	9	24	33	21	55	8	17	3	8	

Ole Miss 68 • 2-0

#	Player	Total			3-Ptr			Rebounds			PF	TP	A	TO	Blk	Stl	Min
		FG	FGA	FT	FTA	Off	Def	Total									
03	Sy,Khadim	1	3	0	0	1	6	7	4	2	2	0	2	0	2	25	
05	Buffen,KJ	9	13	0	1	8	9	2	23	2	3						

### GAME 5: MEMPHIS 87, OLE MISS 86



Official Basketball Box Score - Game Totals - Final Statistics  
**Ole Miss vs Memphis**  
 11/23/19 12:00 pm at



Ole Miss 86 • 4-1,0-0 SEC

#	Player	Total			3-Ptr			Rebounds			PF	TP	A	TO	Blk	Stl	Min
		FG-FGA	FG-FGA	FT-FTA	FG-FGA	FG-FGA	FT-FTA	Off	Def	Tot							
03	Sy,Khadim	3-6	1-1	2-2	3	3	6	5	9	2	1	2	2	0	0	20	
05	Buffen,KJ	4-8	1-2	4-7	4	2	6	5	13	0	2	1	1	2	1	23	
02	Shuler,Devontae	3-11	2-6	1-3	0	3	3	9	1	2	0	3	3	1	0	31	
04	Tyree,Breein	7-20	2-7	8-10	0	4	4	3	24	4	6	0	1	1	1	35	
15	Rodriguez,Luis	0-3	0-0	0-0	4	1	5	0	3	0	0	0	0	0	0	19	
00	Hinson,Blake	5-9	4-7	1-2	1	2	3	4	15	2	1	0	0	0	0	21	
01	Crowley,Austin	1-2	1-2	0-0	0	3	3	3	6	1	0	0	1	0	0	22	
13	Williams,Bryce	1-4	1-2	4-4	0	0	0	2	7	1	1	0	0	0	0	10	
14	Collum,Antavion	0-0	0-0	2-2	1	2	3	3	2	0	1	0	0	0	0	7	
23	Hunter,Sammy	2-3	0-0	0-0	1	1	2	4	0	0	0	0	0	0	0	12	
	Team				3	1	4										
	Totals	26-66	12-27	22-30	16	22	38	30	86	19	16	3	8	20	0	200	

FG % 1st Half: 12-33 36.4% 2nd half: 14-33 42.4% Game: 26-66 39.4% Deadball Rebounds 1.2  
 3FG % 1st Half: 6-14 42.9% 2nd half: 6-13 46.2% Game: 12-27 44.4%  
 FT % 1st Half: 8-13 61.5% 2nd half: 14-17 82.4% Game: 22-30 73.3%

Memphis 87 • 5-1,0-0 AAC

#	Player	Total			3-Ptr			Rebounds			PF	TP	A	TO	Blk	Stl	Min
		FG-FGA	FG-FGA	FT-FTA	FG-FGA	FG-FGA	FT-FTA	Off	Def	Tot							
14	Isaiah Maurice	1-1	0-0	0-0	0	0	0	2	2	0	1	1	0	0	0	11	
55	Precious Achiuwa	10-16	0-0	5-10	6	5	11	2	25	1	3	2	3	2	0	32	
05	Boogie Ellis	0-5	0-2	0-2	0	2	2	4	0	2	0	0	3	1	0	18	
10	Damion Baugh	1-2	0-0	4-4	0	4	4	4	6	2	5	0	0	0	0	23	
11	Lester Quinones	1-1	0-0	0-0	0	0	0	2	1	1	0	1	0	1	0	9	
00	D.J. Jeffries	10-18	0-2	3-4	0	4	4	3	23	1	2	2	0	0	0	34	
01	Tyler Harris	4-9	3-7	4-7	0	0	0	4	15	0	0	0	2	3	0	23	
02	Alex Lomax	3-5	0-0	8-9	1	6	7	2	14	7	3	1	0	0	0	29	
15	Lance Thomas	0-1	0-0	0-0	2	3	5	4	0	1	1	3	2	0	0	9	
25	Jayden Hardaway	0-0	0-0	0-0	0	0	0	1	0	0	0	0	0	0	0	12	
	Team				1	4	5										
	Totals	30-58	3-11	24-36	10	28	38	26	87	15	16	9	11	20	0	200	

FG % 1st Half: 15-27 55.6% 2nd half: 15-31 48.4% Game: 30-58 51.7% Deadball Rebounds 6.3  
 3FG % 1st Half: 1-5 20.0% 2nd half: 2-6 33.3% Game: 3-11 27.3%  
 FT % 1st Half: 14-18 77.8% 2nd half: 10-18 55.6% Game: 24-36 66.7%

Officials: Gerald Williams,K.B. Burdett Jr.,Chuck Jones  
 Technical fouls: Ole Miss-None, Memphis-D.J. Jeffries.  
 Attendance: 17875

2019-20 Men's Basketball, Round: 0, Memphis vs Ole Miss, Played at FedExForum.

Score by periods	1st	2nd	Total
Ole Miss	38	48	86
Memphis	45	42	87

	In	Off	2nd	Fast	Bench
Points	Paint	T/O	Chance	Break	
OM	20	14	9	14	31
MEM	52	13	10	20	52

Score tied - 7 times.  
 Lead changed - 1 time.  
 Last FG - OM 2nd-00:00, MEM 2nd-00:01.  
 Largest lead - OM by 4 1st-17:15, MEM by 16 2nd-11:19.  
 OM led for 09:52. MEM led for 24:58. Game was tied for 05:10.

### GAME 6: OLE MISS 74, PENN STATE 72



Official Basketball Box Score - Game Totals - Final Statistics  
**Ole Miss vs Penn St.**  
 11/27/19 4:00 pm at



Ole Miss 74 • 5-1,0-0 SEC

#	Player	Total			3-Ptr			Rebounds			PF	TP	A	TO	Blk	Stl	Min
		FG-FGA	FG-FGA	FT-FTA	FG-FGA	FG-FGA	FT-FTA	Off	Def	Tot							
03	Sy,Khadim	3-8	0-1	2-3	2	6	8	4	8	1	2	0	0	0	0	25	
05	Buffen,KJ	6-13	0-0	1-2	4	5	9	1	13	6	0	1	4	3	0	30	
00	Hinson,Blake	6-10	3-5	2-2	1	5	6	5	17	2	3	0	0	0	0	30	
02	Shuler,Devontae	0-5	0-0	0-0	0	3	3	0	0	3	2	0	1	0	0	26	
04	Tyree,Breein	7-18	1-7	3-5	0	5	5	1	18	0	3	1	0	0	33		
01	Crowley,Austin	0-1	0-0	0-0	0	0	0	0	0	1	3	0	1	0	11		
13	Williams,Bryce	3-6	3-3	6-6	1	0	1	1	15	1	2	1	1	0	1	20	
14	Collum,Antavion	0-0	0-0	0-0	0	1	1	3	0	0	0	0	1	1	0	12	
23	Hunter,Sammy	1-1	0-0	1-1	0	0	0	3	3	0	0	0	0	0	0	4	
	Team				3	2	5										
	Totals	26-62	7-16	15-19	11	27	38	18	74	14	15	3	8	20	0	200	

FG % 1st Half: 10-25 40.0% 2nd half: 16-37 43.2% Game: 26-62 41.9% Deadball Rebounds 2.1  
 3FG % 1st Half: 1-5 20.0% 2nd half: 6-11 54.5% Game: 7-16 43.8%  
 FT % 1st Half: 6-10 60.0% 2nd half: 9-9 100.0% Game: 15-19 78.9%

Penn St. 72 • 5-1,0-0 Big Ten

#	Player	Total			3-Ptr			Rebounds			PF	TP	A	TO	Blk	Stl	Min
		FG-FGA	FG-FGA	FT-FTA	FG-FGA	FG-FGA	FT-FTA	Off	Def	Tot							
11	Lamar Stevens	7-16	1-3	7-8	2	5	7	4	22	1	3	2	0	0	0	31	
24	Mike Watkins	8-11	0-0	2-4	3	9	12	2	18	1	2	8	4	2	0	27	
00	Myron Jones	5-10	2-6	0-0	0	3	3	2	12	5	2	0	0	0	0	35	
02	Myles Dread	0-4	0-4	0-0	0	3	3	3	0	2	2	0	1	2	0	24	
05	Jamari Wheeler	3-5	0-1	2-2	0	3	3	4	8	4	3	0	1	1	0	31	
01	Seth Lundy	0-1	0-0	0-0	0	0	0	0	0	1	0	2	1	0	0	7	
04	Curtis Jones	2-7	2-4	0-0	0	0	0	1	6	0	0	0	0	0	0	13	
12	Izaiah Brockington	1-4	0-1	2-2	1	2	3	1	4	1	3	0	1	2	0	22	
21	John Harrar	0-0	0-0	2-2	0	0	0	3	2	1	1	0	0	2	0	10	
	Team				0	2	2										
	Totals	26-58	5-19	15-18	6	27	32	20	72	16	16	12	10	20	0	200	

FG % 1st Half: 16-30 53.3% 2nd half: 10-28 35.7% Game: 26-58 44.8% Deadball Rebounds 1  
 3FG % 1st Half: 3-8 37.5% 2nd half: 2-11 18.2% Game: 5-19 26.3%  
 FT % 1st Half: 8-10 80.0% 2nd half: 7-8 87.5% Game: 15-18 83.3%

Officials: Justin Porterfield,Bo Boroski,Pat Driscoll  
 Technical fouls: Ole Miss-None, Penn St-None.  
 Attendance:

2019-20 Men's Basketball, Round: 0, Ole Miss vs Penn St., Played at .

Score by periods	1st	2nd	Total
Ole Miss	27	47	74
Penn St.	43	29	72

	In	Off	2nd	Fast	Bench
Points	Paint	T/O	Chance	Break	
OM	26	16	15	12	18
PSU	36	15	6	21	12

Score tied - 3 times.  
 Lead changed - 1 time.  
 Last FG - OM 2nd-00:26, PSU 2nd-00:38.  
 Largest lead - OM by 2 2nd-00:13, PSU by 21 2nd-16:23.  
 OM led for 00:13, PSU led for 37:05. Game was tied for 02:42.

### GAME 7: OKLAHOMA STATE 78, OLE MISS 37



Official Basketball Box Score - Game Totals - Final Statistics  
**Ole Miss vs Oklahoma St.**  
 11/29/19 9:00 pm at



Ole Miss 37 • 5-2,0-0 SEC

#	Player	Total			3-Ptr			Rebounds			PF	TP	A	TO	Blk	Stl	Min
		FG-FGA	FG-FGA	FT-FTA	FG-FGA	FG-FGA	FT-FTA	Off	Def	Tot							
03	Sy,Khadim	2-2	0-0	0-0	1	0	1	2	4	0	1	0	1	0	0	15	
05	Buffen,KJ	2-11	0-0	0-0	1	4	5	4	4	2	3	0	2	3	2	32	
00	Hinson,Blake	2-8	0-5	1-2	3	3	6	0	5	0	4	0	0	0	0	25	
02	Shuler,Devontae	1-6	0-3	1-2	1	6	7	0	3	5	2	0	1	0	0	30	
04	Tyree,Breein	3-11	1-4	0-0	1	4	5	1	7	0	5	0	0	0	0	28	
01	Crowley,Austin	1-4	0-2	1-1	1	0	1	0	3	0	0	0	0	0	0	17	
10	Curry,Carlos	0-1	0-0	0-0	0	2	2	0	0	0	0	1	0	0	0	5	
11	Miller,Franco	0-1	0-1	0-0	0	2	2	0	0	0	0	2	0	0	0	4	
13	Williams,Bryce	1-4	0-2	0-2	0	0	0	2	2	0	1	1	1	1	0	14	
14	Collum,Antavion	2-4	0-2	3-4	0	2	2	1	7	0	0	0	1	0	0	10	
23	Hunter,Sammy	1-3	0-0	0-0	0	3	3	2	2	2	1	0	0	0	0	18	
25	McBride,John	0-1	0-1	0-0	0	0	0	0	0	0	0	0	0	0	0	2	
	Team				1	2	3										
	Totals	15-58	1-20	6-11	9	28	37	12	37	9	20	1	7	20	0	200	

FG % 1st Half: 6-24 25.0% 2nd half: 9-34 26.5% Game: 15-58 25.9% Deadball Rebounds 4  
 3FG % 1st Half: 1-10 10.0% 2nd half: 0-10 0.0% Game: 1-20 5.0%  
 FT % 1st Half: 2-4 50.0% 2nd half: 4-7 57.1% Game: 6-11 54.5%

Oklahoma St. 78 • 7-0,0-0 Big 12

#	Player	Total			3-Ptr			Rebounds			PF	TP	A	TO	Blk	Stl	Min
		FG-FGA	FG-FGA	FT-FTA	FG-FGA	FG-FGA	FT-FTA	Off	Def	Tot							
12	Cameron McGriff	5-8	0-2	5-5	1	4	5	3	15	1	1	1	1	0	0	25	
14	Yor Anoi	5-6	0-0	4-4	2	7	9	2	14	0	1	4	0	0	0	21	
04	Thomas Dziagwa	4-12	3-11	0-0	0	0	0	11	2	0	0	0	0	0	0	26	
13	Isaac Likekele	3-7	0-0	3-4	0	6	6	2	9	4	3	0	3	2	0		



### GAME 9: OLE MISS 83, CAL STATE BAKERSFIELD 67



Official Basketball Box Score - Game Totals - Final Statistics  
CSU Bakersfield vs Ole Miss  
12/7/19 1 p.m. at Oxford, Miss. (The Pavilion at Ole Miss)



CSU Bakersfield 67 • 4-7

#	Player	Total			3-Ptr			Rebounds			PF	TP	A	TO	Blk	Stl	Min
		FG-FGA	FG-FGA	FT-FTA	FG-FGA	FG-FGA	FT-FTA	Off	Def	Tot							
25	Person Jr.,Darrin	1-1	0-0	0-0	1	0	1	2	0	2	0	0	0	0	0	8	
32	Slith,Shawn	4-4	0-0	7-10	3	2	5	2	15	1	1	0	0	0	0	24	
04	Moore,Taze	7-12	1-5	2-4	0	5	5	3	17	1	0	0	0	0	0	27	
05	Perry,Czar	6-12	0-0	4-8	0	2	2	4	16	8	3	0	1	1	1	35	
13	Buckingham,DeMonte	2-5	2-4	0-0	1	4	5	4	6	2	1	0	0	0	0	32	
00	Readus,Ronne	1-1	0-0	4-4	2	2	4	2	6	1	0	1	0	1	0	17	
03	Allen,Cam	0-1	0-0	0-0	0	0	0	0	0	0	0	0	0	0	0	2	
10	Edler-Davis,Justin	0-2	0-2	0-0	1	1	2	4	0	2	1	0	0	0	0	17	
21	Lee,Greg	1-4	0-0	0-0	2	0	2	1	2	0	1	0	0	0	0	11	
22	McCall,Justin	1-5	0-1	1-4	1	4	5	2	3	1	1	0	0	0	0	27	
	Team				1	0	1	2									
	Totals	23-47	3-12	18-30	12	20	32	25	67	16	10	1	3	200			

Ole Miss 83 • 6-3

#	Player	Total			3-Ptr			Rebounds			PF	TP	A	TO	Blk	Stl	Min
		FG-FGA	FG-FGA	FT-FTA	FG-FGA	FG-FGA	FT-FTA	Off	Def	Tot							
00	Hinson,Blake	6-8	2-3	9-12	0	2	2	2	23	1	1	1	0	0	0	39	
03	Sy,Khadim	4-5	1-1	1-3	2	5	7	5	10	0	1	1	0	1	1	17	
05	Buffen,KJ	5-7	0-1	0-3	0	3	3	1	10	2	1	1	1	1	1	37	
02	Shuler,Devontae	6-12	3-7	0-0	1	3	4	1	15	6	0	0	0	0	0	36	
04	Tyree,Brejin	4-10	1-4	11-14	1	1	2	2	20	6	1	0	1	1	1	38	
01	Crowley,Austin	0-1	0-1	2-2	0	0	0	3	2	3	0	0	0	0	0	11	
10	Curry,Carlos	0-0	0-0	0-0	0	0	0	0	0	0	0	0	0	0	0	2	
13	Williams,Bryce	0-0	0-0	0-0	0	0	0	0	1	0	0	2	0	0	0	6	
14	Collum,Antavion	0-1	0-1	0-0	0	0	0	0	0	0	0	0	0	0	0	3	
23	Hunter,Sammy	1-1	0-0	1-2	0	0	0	4	3	0	0	0	0	0	0	11	
	Team				2	3	5										
	Totals	26-45	7-18	24-36	6	17	23	19	83	18	6	2	4	200			

Officials: Don Dally, Wil Howard, Patrick Evans  
Technical fouls: CSU Bakersfield-TEAM 2, Ole Miss-None.  
Attendance: 6276

Score by periods	1st	2nd	Total
CSU Bakersfield	37	30	67
Ole Miss	40	43	83

Last FG - CSUB 2nd-01:41, OM 2nd-00:41.  
Largest lead - CSUB None, OM by 17 2nd-00:41.  
CSUB led for 00:00, OM led for 39:10. Game was tied for 00:50.

### GAME 11: OLE MISS 83, SOUTHEASTERN LOUISIANA 76



Official Basketball Box Score - Game Totals - Final Statistics  
Southeastern Louisiana vs Ole Miss  
12-21-19 1 p.m. CT at Jackson, Miss. (Mississippi Coliseum)



Southeastern Louisiana 76 • 3-8

#	Player	Total			3-Ptr			Rebounds			PF	TP	A	TO	Blk	Stl	Min
		FG-FGA	FG-FGA	FT-FTA	FG-FGA	FG-FGA	FT-FTA	Off	Def	Tot							
13	Diop,Pape	2-4	0-0	0-0	2	1	3	5	4	1	1	0	0	0	0	17	
25	Brewer,Tyron	13-17	4-5	0-2	0	6	6	1	30	0	2	0	1	0	0	29	
00	Butler,LaQuan	5-9	2-3	0-1	0	0	0	5	12	4	4	0	0	0	0	25	
05	Smith,Byron	2-2	1-1	0-0	0	0	0	3	5	2	0	0	0	0	0	28	
10	Julien,Von	1-3	0-0	0-0	0	2	2	3	2	8	3	0	1	2	9	29	
02	Kirby,Isiah	2-4	0-1	0-0	1	3	4	1	4	3	2	0	0	0	0	18	
03	Romanov,Maxim	1-1	0-0	0-0	0	0	0	2	2	1	0	0	0	0	0	6	
04	Starwood,Maxwell	2-7	0-0	0-0	1	1	2	5	4	1	2	0	0	0	0	17	
20	Gonzalez,Brandon	2-5	2-4	2-2	0	3	3	1	8	1	0	0	0	0	0	16	
22	Caldwell,Nick	2-3	1-1	0-0	0	1	1	0	5	0	0	0	0	0	0	15	
	Team				1	2	3										
	Totals	32-55	10-15	2-5	5	19	24	26	76	24	16	0	2	200			

Ole Miss 83 • 8-3

#	Player	Total			3-Ptr			Rebounds			PF	TP	A	TO	Blk	Stl	Min
		FG-FGA	FG-FGA	FT-FTA	FG-FGA	FG-FGA	FT-FTA	Off	Def	Tot							
03	Sy,Khadim	7-11	1-2	5-5	2	5	7	2	20	0	2	1	0	0	0	27	
05	Buffen,KJ	3-5	0-0	3-4	6	3	9	0	9	5	2	0	0	0	0	32	
00	Hinson,Blake	5-9	3-7	0-1	3	2	5	2	13	1	1	1	0	0	0	30	
02	Shuler,Devontae	4-8	1-5	2-5	1	3	4	3	11	6	0	2	2	2	3	36	
04	Tyree,Brejin	5-15	2-8	2-4	1	0	1	2	14	5	2	0	0	0	0	37	
01	Crowley,Austin	2-4	0-1	1-2	1	1	2	2	5	2	4	0	1	1	1	13	
11	Miller,Franco	0-2	0-1	0-0	0	2	2	1	0	0	0	0	0	0	0	9	
13	Williams,Bryce	1-1	0-0	2-2	0	1	1	0	4	0	0	0	0	0	0	1	
23	Hunter,Sammy	3-3	0-0	1-2	0	2	2	1	7	0	2	0	0	0	0	13	
	Team				1	2	3										
	Totals	30-58	7-24	16-25	15	21	36	13	83	19	13	4	4	200			

Officials: Byron Jarrett, Jose Nieves, Errol Lewis  
Technical fouls: Southeastern Louisiana-None, Ole Miss-None.  
Attendance: 2042

Score by periods	1st	2nd	Total
Southeastern Louisiana	41	35	76
Ole Miss	42	41	83

Last FG - SLU 2nd-00:07, OM 2nd-00:50.  
Largest lead - SLU by 6 1st-12:35, OM by 10 2nd-06:42.  
SLU led for 12:54, OM led for 23:03. Game was tied for 00:43.

### GAME 10: OLE MISS 82, MIDDLE TENNESSEE 64



Official Basketball Box Score - Game Totals - Final Statistics  
Middle Tennessee vs Ole Miss  
12/14/19 2 p.m. CT at Oxford, Miss. (The Pavilion at Ole Miss)



Middle Tennessee 64 • 4-7

#	Player	Total			3-Ptr			Rebounds			PF	TP	A	TO	Blk	Stl	Min
		FG-FGA	FG-FGA	FT-FTA	FG-FGA	FG-FGA	FT-FTA	Off	Def	Tot							
04	Jackson,Tyson	7-7	0-0	0-1	4	4	8	3	14	1	2	0	0	0	0	31	
03	Sims,Dovonav	6-11	0-1	2-5	1	2	3	2	14	7	2	0	0	0	0	34	
13	Johnson,Jayce	1-5	0-1	4-5	0	4	4	4	6	1	2	0	0	0	0	24	
23	Jones,C.J.	9-17	3-7	2-3	0	4	4	2	23	2	1	1	1	1	1	35	
55	Green,Antonio	2-9	0-5	0-1	1	1	2	5	4	2	2	1	0	1	1	36	
00	Crump,Anthony	1-3	0-0	0-1	0	3	3	2	2	0	1	0	0	0	0	17	
01	Millin,Tyler	0-2	0-2	0-0	0	3	3	0	0	1	2	0	1	1	1	13	
05	Lawrence,Eli	0-5	0-2	1-2	2	0	2	0	1	0	0	0	0	0	0	8	
10	Kromah,Sean	0-0	0-0	0-0	0	0	0	0	0	0	0	0	0	0	0	2	
	Team				1	2	3										
	Totals	26-59	3-18	9-18	9	29	32	18	64	14	12	1	6	200			

Ole Miss 82 • 7-3

#	Player	Total			3-Ptr			Rebounds			PF	TP	A	TO	Blk	Stl	Min
		FG-FGA	FG-FGA	FT-FTA	FG-FGA	FG-FGA	FT-FTA	Off	Def	Tot							
03	Sy,Khadim	4-9	0-2	2-4	2	5	7	3	10	2	2	0	1	1	1	31	
05	Buffen,KJ	1-3	0-0	0-0	1	7	8	3	2	4	0	2	2	2	2	28	
00	Hinson,Blake	4-6	3-5	0-0	0	2	2	2	11	1	3	0	1	1	1	25	
02	Shuler,Devontae	3-6	1-1	3-4	0	5	5	1	10	9	3	0	0	0	0	35	
04	Tyree,Brejin	11-20	8-11	4-5	0	5	5	0	34	4	2	1	2	3	37		
01	Crowley,Austin	4-7	2-3	1-1	1	1	2	4	11	0	2	1	0	0	0	16	
10	Curry,Carlos	0-0	0-0	0-0	0	0	0	0	0	0	0	0	0	0	0	1	
11	Miller,Franco	0-0	0-0	0-0	0	0	0	0	0	0	0	0	0	0	0	12	
13	Williams,Bryce	1-1	0-0	0-0	0	1	1	1	2	2	1	0	0	0	0	5	
23	Hunter,Sammy	0-0	0-0	2-2	0	1	1	4	2	1	1	0	0	0	0	9	
33	McBride,John	0-1	0-0	0-0	0	0	0	0	0	0	0	0	0	0	0	1	
	Team				1	3	4										
	Totals	28-53	14-22	12-16	5	30	35	19	82	23	14	4	8	200			

Officials: Mike Nance, Jason Baker, Rob Rinke  
Technical fouls: Middle Tennessee-None, Ole Miss-None.  
Attendance: 7334

Score by periods	1st	2nd	Total
Middle Tennessee	31	33	64
Ole Miss	48	34	82

Last FG - MT 2nd-01:52, OM 2nd-00:43.  
Largest lead - MT None, OM by 23 2nd-08:19.  
MT led for 00:00, OM led for 39:40. Game was tied for 00:20.

### GAME 12: OLE MISS 80, TENNESSEE TECH 63



Official Basketball Box Score - Game Totals - Final Statistics  
Tennessee Tech vs Ole Miss  
12/29/19 3 p.m. at Oxford, Miss. (The Pavilion at Ole Miss)



Tennessee Tech 63 • 3-10

#	Player	Total			3-Ptr			Rebounds			PF	TP	A	TO	Blk	Stl	Min
		FG-FGA	FG-FGA	FT-FTA	FG-FGA	FG-FGA	FT-FTA	Off	Def	Tot							
00	Kuiri,Larry	0-3	0-0	0-0	0	2	2	3	0	0	1	0	0	0	0	12	
22	Williams,Tujautae	3-9	0-0	0-0	1	3	4	2	6	2	0	1	0	0	0	26	
03	Davidson,Keishawn	2-6	0-2	1-1	0	2	2	2	5	4	0	0	0	0	0	26	
04	Clay,Jr.	4-13	1-3	2-3	0	4	4	1	13								

## GAME 13: WICHITA STATE 74, OLE MISS 54



Official Basketball Box Score -- Game Totals -- Final Statistics  
**Ole Miss vs Wichita St.**  
 01/04/20 3:00 pm at



Ole Miss 54 • 9-4,0-0 SEC

#	Player	Total			3-Ptr			Rebounds			PF	TP	A	TO	Blk	Stl	Min
		FG-FGA	FT-FTA	Reb Tot	FG-FGA	FT-FTA	Off	Def	Tot								
03	Sy,Khadim	f	4-8	0-1	4-5	2	3	5	2	12	0	2	3	0	0	23	
05	Buffen,KJ	f	1-5	0-1	2-2	1	0	1	5	4	0	2	1	1	20		
00	Hinson,Blake	g	2-5	0-2	3-3	1	3	4	4	7	0	4	0	0	21		
02	Shuler,Devontae	g	4-12	2-5	2-3	3	2	5	2	12	2	4	0	2	39		
04	Tyree,Brelin	g	2-9	1-2	4-4	0	3	3	3	9	2	2	0	0	32		
01	Crowley,Austin	g	1-2	0-0	0 0	1	1	0	2	0	0	0	0	0	7		
10	Curry,Carlos	g	0-0	0-0	0 0	0	0	0	0	0	0	0	0	0	2		
11	Miller,Franco	g	1-2	0-1	0 0	0	2	2	2	2	1	0	0	0	16		
14	Collum,Antavion	g	1-4	1-4	1-2	0	3	3	0	4	0	0	0	1	15		
23	Hunter,Sammy	g	0-5	0-1	2-4	0	1	2	2	0	0	0	0	0	25		
Team						2	3	5									
Totals			16-52	4-18	18-23	9	21	30	20	54	5	14	4	4	200		

FG % 1st Half:	7-25	28.0%	2nd half:	9-27	33.3%	Game:	16-52	30.8%	Deadball Rebounds:	4
3FG % 1st Half:	2-7	28.6%	2nd half:	2-11	18.2%	Game:	4-18	22.2%		
FT % 1st Half:	8-10	80.0%	2nd half:	10-13	76.9%	Game:	18-23	78.3%		

Wichita St. 74 • 13-1,1-0 AAC

#	Player	Total			3-Ptr			Rebounds			PF	TP	A	TO	Blk	Stl	Min
		FG-FGA	FT-FTA	Reb Tot	FG-FGA	FT-FTA	Off	Def	Tot								
05	Trey Wade	f	3-5	0-1	1-3	1	5	6	0	7	1	1	1	1	32		
21	Jaime Echenique	c	2-5	0-2	3-3	1	5	6	2	7	1	1	0	0	26		
01	Tyson Etienne	g	0-2	0-2	2-2	0	0	0	4	2	1	0	1	1	12		
02	Jamarius Burton	g	6-8	1-1	3-3	3	2	5	2	16	4	4	0	2	36		
10	Erik Stevenson	g	9-15	5-11	6-7	0	6	6	2	29	0	3	0	3	34		
00	Dexter Dennis	g	0-2	0-1	0 0	0	1	1	4	0	0	0	0	0	10		
03	DeAntoni Gordon	g	0-0	0-0	0 0	0	0	0	0	0	0	0	0	0	0+		
11	Noah Fernandes	g	0-1	0-1	0 0	0	0	0	1	0	0	0	0	0	2		
24	Morris Udeze	g	0-1	0-0	3-7	1	5	6	3	3	1	0	0	1	14+		
33	Asbjorn Midtgaard	g	0-0	0-0	0 0	0	0	0	0	0	0	0	0	0	0+		
52	Grant Sherfield	g	3-9	0-2	4-8	2	3	5	1	10	1	1	0	0	34		
Team						2	1	3			2						
Totals			23-48	6-21	22-33	10	28	38	19	74	9	12	2	8	200		

FG % 1st Half:	12-26	46.2%	2nd half:	11-22	50.0%	Game:	23-48	47.9%	Deadball Rebounds:	5
3FG % 1st Half:	5-16	31.3%	2nd half:	1-5	20.0%	Game:	6-21	28.6%		
FT % 1st Half:	10-13	76.9%	2nd half:	12-20	60.0%	Game:	22-33	66.7%		

Officials: Robert Felder,Tony Greene,Doug Shows  
 Technical fouls: Ole Miss-TEAM, Wichita St-None.  
 Attendance: 10506  
 2019-20 Men's Basketball, Round: 0, Ole Miss vs Wichita St., Played at Charles

Score by periods	1st	2nd	Total	Points	In	Off	2nd	Fast	Bench
Ole Miss	24	30	54	OM	16	1	11	4	10
Wichita St.	39	35	74	WSU	24	20	13	9	13

## GAME 15: ARKANSAS 76, OLE MISS 72



Official Basketball Box Score -- Game Totals -- Final Statistics  
**Arkansas vs Ole Miss**  
 01-11-20 5 p.m. CT at Oxford, Miss. (The Pavilion at Ole Miss)



Arkansas 76 • 13-2, 2-1 SEC

#	Player	Total			3-Ptr			Rebounds			PF	TP	A	TO	Blk	Stl	Min
		FG-FGA	FT-FTA	Reb Tot	FG-FGA	FT-FTA	Off	Def	Tot								
02	Bailey,Adrio	f	3-6	0-1	2-2	0	5	5	4	8	1	0	2	0	26		
01	Joe,Isaiah	g	11-18	7-13	5-5	0	4	4	0	34	2	2	2	2	39		
03	Sills,Desi	g	4-8	0-1	1-2	1	2	3	2	9	0	0	0	0	33		
15	Jones,Mason	g	3-12	1-4	6-6	0	6	6	2	13	9	4	0	3	38		
33	Whitt, Jr., Jimmy	g	2-9	0-0	7-8	2	1	3	3	11	0	2	2	2	39		
00	Cylla,Jeantal	g	0-2	0-0	1-4	1	4	5	2	1	0	1	0	0	11		
05	Harris,Jalen	g	0-1	0-1	0 0	1	2	4	0	1	0	0	0	0	10		
35	Chaney,Reggie	g	0-0	0-0	0 0	0	0	0	1	0	0	1	0	0	4		
Team						0	0	0									
Totals			23-56	8-20	22-27	5	23	28	18	76	13	10	4	7	200		

FG % 1st Half:	8-30	26.7%	2nd half:	15-26	57.7%	Game:	23-56	41.1%	Deadball Rebounds:	2
3FG % 1st Half:	3-12	25.0%	2nd half:	5-8	62.5%	Game:	8-20	40.0%		
FT % 1st Half:	8-13	61.5%	2nd half:	14-14	100.0%	Game:	22-27	81.5%		

Ole Miss 72 • 9-6, 0-2 SEC

#	Player	Total			3-Ptr			Rebounds			PF	TP	A	TO	Blk	Stl	Min
		FG-FGA	FT-FTA	Reb Tot	FG-FGA	FT-FTA	Off	Def	Tot								
03	Sy,Khadim	f	1-2	0-0	6-6	2	6	8	1	8	1	4	1	0	19		
05	Buffen,KJ	f	4-6	0-0	4-4	4	6	10	5	12	0	2	2	0	28		
00	Hinson,Blake	g	4-10	1-5	4-4	1	4	5	4	13	0	3	0	0	32		
02	Shuler,Devontae	g	4-11	0-4	2-2	2	9	11	3	10	2	2	1	2	36		
04	Tyree,Brelin	g	8-20	2-3	9-10	0	3	3	3	27	1	1	0	2	39		
01	Crowley,Austin	g	0-1	0-0	0 0	0	1	1	2	0	2	0	0	1	14		
11	Miller,Franco	g	0-1	0-1	0 0	0	0	0	4	0	0	3	0	0	24		
23	Hunter,Sammy	g	1-3	0-0	0 0	0	0	0	2	2	0	0	0	0	8		
Team						1	1	2			1						
Totals			22-54	3-13	25-26	10	30	40	24	72	6	16	4	5	200		

FG % 1st Half:	10-26	38.5%	2nd half:	12-28	42.9%	Game:	22-54	40.7%	Deadball Rebounds:	0.1
3FG % 1st Half:	3-8	37.5%	2nd half:	0-5	0.0%	Game:	3-13	23.1%		
FT % 1st Half:	10-11	90.9%	2nd half:	15-15	100.0%	Game:	25-26	96.2%		

Officials: Doug Shows, Wil Howard, Olandis Poole  
 Technical fouls: Arkansas-None, Ole Miss-None.  
 Attendance: 8233

Score by periods	1st	2nd	Total	Points	In	Off	2nd	Fast	Bench
Arkansas	27	49	76	ARK	20	21	3	11	1
Ole Miss	33	39	72	OM	30	7	10	4	2

ast FG - ARK 2nd-02:17, OM 2nd-00:12.  
 largest lead - ARK by 8 1st-16:16, OM by 11 2nd-15:14.  
 VRK led for 14:57, OM led for 22:24. Game was tied for 02:36.  
 Score tied - 7 times.  
 Lead changed - 9 times.

## GAME 14: TEXAS A&M 57, OLE MISS 47



Official Basketball Box Score -- Game Totals -- Final Statistics  
**Ole Miss vs Texas A&M**  
 01/07/20 8:00 pm at



Ole Miss 47 • 9-5,0-1 SEC

#	Player	Total			3-Ptr			Rebounds			PF	TP	A	TO	Blk	Stl	Min
		FG-FGA	FT-FTA	Reb Tot	FG-FGA	FT-FTA	Off	Def	Tot								
03	Sy,Khadim	f	1-5	0-1	1-2	2	1	3	4	3	0	1	0	1	24		
05	Buffen,KJ	f	0-3	0-0	0-0	1	3	4	4	0	1	1	0	1	32		
00	Hinson,Blake	g	1-9	0-6	0-0	1	2	3	3	2	1	0	0	0	28		
02	Shuler,Devontae	g	5-18	1-5	1-2	1	4	5	2	12	6	3	0	2	40		
04	Tyree,Brelin	g	10-19	6-13	0-1	0	3	3	3	26	2	4	0	2	33		
01	Crowley,Austin	g	0-1	0-1	2-2	1	2	3	0	2	0	0	0	0	8		
11	Miller,Franco	g	0-1	0-1	0-0	3	3	6	2	0	2	0	0	0	16		
14	Collum,Antavion	g	0-1	0-0	0-0	0	3	3	0	0	0	0	0	0	12		
23	Hunter,Sammy	g	1-3	0-0	0-0	2	0	2	2	2	0	0	0	0	7		
Team						1	3	4			1						
Totals			18-60	7-27	4-7	12	24	36	20	47	12	10	0	6	200		

FG % 1st Half:	11-27	40.7%	2nd half:	7-33	21.2%	Game:	18-60	30.0%	Deadball Rebounds:	0
3FG % 1st Half:	5-14	35.7%	2nd half:	2-13	15.4%	Game:	7-27	25.9%		
FT % 1st Half:	2-3	66.7%	2nd half:	2-4	50.0%	Game:	4-7	57.1%		

Texas A&M 57 • 7-6,1-1 SEC

#	Player	Total			3-Ptr			Rebounds			PF	TP	A	TO	Bl
---	--------	-------	--	--	-------	--	--	----------	--	--	----	----	---	----	----

### GAME 17: LSU 80, OLE MISS 76



Official Basketball Box Score - Game Totals - Final Statistics  
**LSU vs Ole Miss**  
 01/18/20 7:00 pm at Oxford, MS



**LSU 80 • 13-4-5-0 SEC**

#	Player	Total			3-Ptr			Rebounds			PF	TP	A	TO	Blk	Stl	Min
		FG-FGA	FG-FGA	FT-FTA	FG-FGA	FG-FGA	FT-FTA	Off	Def	Tot							
00	Days,Darius	1-2	1-2	0-0	0	3	3	5	3	1	3	0	0	17			
02	Watford,Trendon	2-9	0-3	2-2	2	8	10	1	6	1	2	1	1	33			
05	Williams,Emmitt	5-11	0-0	7-7	3	4	7	2	17	0	3	2	2	33			
01	Smart,Javonte	7-14	4-8	2-2	0	6	3	20	3	5	0	0	0	36			
04	Mays,Skylar	5-11	0-3	5-6	1	5	6	3	15	4	3	0	0	29			
10	Bishop,James	0-1	0-0	0-0	0	1	1	0	0	0	0	0	0	1			
12	Graves,Marshall	0-0	0-0	0-0	0	0	0	0	0	0	0	0	0	2			
14	Taylor,Marlon	2-6	1-2	8-10	4	2	6	3	13	1	0	2	0	32			
15	Hyatt,Aundre	2-3	2-3	0-0	0	3	3	0	6	0	0	0	0	17			
<b>Team</b>								2 3 5									
<b>Totals</b>		24-57	8-21	24-27	12	35	47	17	80	10	16	5	3	200			

FG % 1st Half: 10-28 35.7% 2nd half: 14-29 48.3% Game: 24-57 42.1% Deadball Rebounds 1  
 3FG % 1st Half: 3-10 30.0% 2nd half: 5-11 45.5% Game: 8-21 38.1%  
 FT % 1st Half: 13-15 86.7% 2nd half: 11-12 91.7% Game: 24-27 88.9%

**Ole Miss 76 • 9-8,0-4 SEC**

#	Player	Total			3-Ptr			Rebounds			PF	TP	A	TO	Blk	Stl	Min
		FG-FGA	FG-FGA	FT-FTA	FG-FGA	FG-FGA	FT-FTA	Off	Def	Tot							
03	Sy,Khadim	5-8	0-1	0-1	1	5	6	5	10	1	2	1	1	29			
05	Buffen,KJ	4-8	0-1	0-4	1	4	5	3	8	1	2	0	1	20			
00	Hinson,Blake	5-15	3-8	0-0	3	1	4	2	13	4	1	0	0	38			
02	Shuler,Devontae	2-7	2-5	0-3	0	4	4	1	6	2	1	0	0	32			
04	Tyree,Breein	12-20	3-6	9-9	0	3	4	3	36	4	2	2	0	39			
01	Crowley,Austin	0-1	0-0	0-2	0	2	2	0	6	1	0	0	2	20			
10	Curry,Carlos	0-1	0-0	0-0	0	0	0	2	0	0	0	0	4				
13	Williams,Bryce	1-4	1-1	0-0	0	2	2	3	1	1	0	0	1	17			
14	Collum,Antavion	0-1	0-1	0-0	0	0	0	0	0	0	0	0	1	17			
<b>Team</b>								3 2 5									
<b>Totals</b>		29-65	9-23	9-19	8	23	31	21	76	19	10	1	10	200			

FG % 1st Half: 15-36 41.7% 2nd half: 14-29 48.3% Game: 29-65 44.6% Deadball Rebounds 3  
 3FG % 1st Half: 4-11 36.4% 2nd half: 5-12 41.7% Game: 9-23 39.1%  
 FT % 1st Half: 2-4 50.0% 2nd half: 7-15 46.7% Game: 9-19 47.4%

Officials: R.B. Clyburn,K.B. Burdett,Ted Valentine  
 Technical fouls: LSU-Smart,Javonte, Ole Miss-None.  
 Attendance: 8043  
 2019-20 Men's Basketball. Round: 0. LSU vs Ole Miss. Played at The Pavilion at

Score by periods	1st	2nd	Total
LSU	36	44	80
Ole Miss	36	40	76

	In	Off	2nd	Fast	Bench
Points	Paint	T/O	Chance	Break	
LSU	28	13	21	0	19
OM	28	16	9	5	3

Last FG - LSU 2nd-00:52, OM 2nd-00:17.  
 Largest lead - LSU by 10 2nd-12:53, OM by 9 1st-11:04.  
 LSU led for 14:50. OM led for 20:18. Game was tied for 04:52.  
 Score tied - 7 times.  
 Lead changed - 11 times.

### GAME 19: OLE MISS 70, GEORGIA 60



Official Basketball Box Score - Game Totals - Final Statistics  
**Ole Miss vs Georgia**  
 01/25/20 5:30 pm at Athens, GA



**Ole Miss 70 • 10-9,1-5 SEC**

#	Player	Total			3-Ptr			Rebounds			PF	TP	A	TO	Blk	Stl	Min
		FG-FGA	FG-FGA	FT-FTA	FG-FGA	FG-FGA	FT-FTA	Off	Def	Tot							
03	Sy,Khadim	6-12	1-1	3-4	2	2	4	3	16	0	2	1	0	28			
05	Buffen,KJ	5-6	0-1	4-4	1	3	4	3	14	1	1	1	0	28			
00	Hinson,Blake	3-6	1-2	2-2	1	5	6	4	9	1	3	2	0	36			
02	Shuler,Devontae	1-5	0-0	1-2	0	6	6	2	3	2	2	0	0	32			
04	Tyree,Breein	8-15	1-2	3-5	0	4	4	3	20	4	2	0	3	37			
01	Crowley,Austin	0-1	0-0	0-0	0	0	0	0	0	0	1	0	0	11			
13	Williams,Bryce	3-4	2-3	0-0	0	0	0	3	8	0	1	0	1	26			
23	Hunter,Sammy	0-1	0-0	0-0	0	1	1	0	0	0	0	0	0	2			
<b>Team</b>						1 2 3											
<b>Totals</b>		26-50	5-9	13-17	5	23	28	18	70	8	13	4	7	200			

FG % 1st Half: 15-27 55.6% 2nd half: 11-23 47.8% Game: 26-50 52.0% Deadball Rebounds 2,1  
 3FG % 1st Half: 4-4 100.0% 2nd half: 1-5 20.0% Game: 5-9 55.6%  
 FT % 1st Half: 1-2 50.0% 2nd half: 12-15 80.0% Game: 13-17 76.5%

**Georgia 60 • 11-8,1-5 SEC**

#	Player	Total			3-Ptr			Rebounds			PF	TP	A	TO	Blk	Stl	Min
		FG-FGA	FG-FGA	FT-FTA	FG-FGA	FG-FGA	FT-FTA	Off	Def	Tot							
20	Rayshaun Hammonds	1-8	0-1	2-6	2	3	5	2	4	0	0	0	1	30			
00	Donnell Gresham Jr.	1-1	0-0	1-1	2	2	4	2	3	0	1	0	0	14			
05	Anthony Edwards	3-12	3-10	4-4	1	2	3	2	13	1	2	0	0	32			
10	Toumani Camara	1-5	0-0	1-2	1	3	4	1	3	0	1	0	0	24			
15	Sahvir Wheeler	3-8	0-1	5-6	1	2	3	3	11	2	3	0	1	32			
02	Jordan Harris	5-9	3-4	2-2	5	3	8	3	15	0	1	2	3	20			
03	Christian Brown	1-1	0-0	2-2	0	0	0	2	4	0	0	0	0	13			
04	Tyree Crump	1-8	1-7	2-2	2	3	5	1	5	1	4	0	0	18			
14	Tye Fagan	0-2	0-0	0-0	1	0	1	0	0	0	1	0	0	11			
24	Rodney Howard	1-1	0-0	0-0	0	1	1	2	2	0	2	1	0	6			
<b>Team</b>						3 1 4											
<b>Totals</b>		17-55	7-23	19-25	18	20	38	19	60	8	16	4	6	200			

FG % 1st Half: 9-27 33.3% 2nd half: 8-28 28.6% Game: 17-55 30.9% Deadball Rebounds 2,1  
 3FG % 1st Half: 4-11 36.4% 2nd half: 3-12 25.0% Game: 7-23 30.4%  
 FT % 1st Half: 4-11 36.4% 2nd half: 12-14 85.7% Game: 19-25 76.0%

Officials: Brian Shey,Byron Jarrett,Terry Oglesby  
 Technical fouls: Ole Miss-None, Georgia-None.  
 Attendance: 10523  
 2019-20 Men's Basketball. Round: 0. Georgia vs Ole Miss. Played at Stegeman Co

Score by periods	1st	2nd	Total
Ole Miss	35	35	70
Georgia	29	31	60

	In	Off	2nd	Fast	Bench
Points	Paint	T/O	Chance	Break	
OM	38	20	4	6	8
USA	20	16	11	13	26

Last FG - OM 2nd-02:07, UGA 2nd-01:52.  
 Largest lead - OM by 11 2nd-17:19, UGA by 1 1st-15:29.  
 OM led for 36:50. UGA led for 02:10. Game was tied for 01:00.  
 Score tied - 3 times.  
 Lead changed - 6 times.

### GAME 18: TENNESSEE 73, OLE MISS 48



Official Basketball Box Score - Game Totals - Final Statistics  
**Ole Miss vs Tennessee**  
 01/21/20 9:00 pm at Knoxville, TN



**Ole Miss 48 • 9-9,0-5 SEC**

#	Player	Total			3-Ptr			Rebounds			PF	TP	A	TO	Blk	Stl	Min
		FG-FGA	FG-FGA	FT-FTA	FG-FGA	FG-FGA	FT-FTA	Off	Def	Tot							
03	Sy,Khadim	1-4	0-0	0-0	1	4	5	2	0	2	0	0	0	11			
05	Buffen,KJ	1-4	0-1	2-4	4	2	6	3	4	3	2	1	1	29			
00	Hinson,Blake	2-11	0-3	0-3	1	6	7	4	4	2	1	0	2	30			
02	Shuler,Devontae	5-10	1-4	0-0	0	5	5	2	11	1	0	0	1	29			
04	Tyree,Breein	7-22	3-9	1-2	0	3	3	18	0	3	0	1	38				
01	Crowley,Austin	1-5	0-2	0-0	1	2	3	0	2	0	1	0	0	20			
10	Curry,Carlos	0-1	0-0	0-0	0	0	0	1	0	0	0	0	0	6			
11	Miller,Franco	0-1	0-1	0-0	0	1	1	1	0	0	0	0	0	5			
13	Williams,Bryce	1-3	1-2	2-2	1	0	1	1	5	0	0	0	1	16			
14	Collum,Antavion	0-0	0-0	0-0	0	0	0	0	1	0	0	0	0	1			
23	Hunter,Sammy	1-2	0-0	0-0	1	0	1	1	2	0	1	0	0	14			
33	McBride,John	0-0	0-0	0-0	0	1	1	0	0	0	1	0	0	1			
<b>Team</b>						5 0 5											
<b>Totals</b>		19-63	5-25	5-11	14	24	38	22	48	6	10	2	6	200			

FG % 1st Half: 8-33 24.2% 2nd half: 11-30 36.7% Game: 19-63 30.2% Deadball Rebounds 3  
 3FG % 1st Half: 2-11 18.2% 2nd half: 3-14 21.4% Game: 5-25 20.0%  
 FT % 1st Half: 5-11 45.5% 2nd half: 0-0 0.0% Game: 5-11 45.5%

**Tennessee 73 • 12-6,4-2 SEC**

#</
-----

### GAME 21: LSU 73, OLE MISS 63



Official Basketball Box Score -- Game Totals -- Final Statistics

Ole Miss vs LSU

02/01/20 11:00 am at Baton Rouge, LA



Ole Miss 63 • 10-11, 1-7 SEC

#	Player	Total	3-Ptr			Rebounds			PF	TP	A	TO	Blk	Stl	Min
			FG-FGA	FG-FGA	FT-FTA	Off	Def	Tot							
05	Buffen,KJ	f	3-6	0-0	0-0	1	3	4	5	6	0	2	1	0	22
00	Hinson,Blake	g	0-6	0-4	0-2	1	2	3	5	0	2	2	0	0	24
02	Shuler,Devontae	g	8-17	5-9	7-7	1	6	7	3	28	1	1	0	2	36
04	Tyree,Breein	g	2-10	0-4	5-6	0	2	2	3	9	2	1	0	1	33
13	Williams,Bryce	g	0-3	0-1	1-2	0	2	2	4	1	2	1	0	1	24
01	Crowley,Austin	g	1-5	0-1	0-0	1	0	1	0	2	3	1	0	0	21
03	Sy,Khadim	f	4-8	1-2	2-2	2	4	6	5	11	0	0	1	0	22
10	Curry,Carlos	g	0-0	0-0	0-0	0	1	1	0	0	0	0	0	0	2
11	Miller,Franco	g	0-0	0-0	0-0	0	0	0	1	0	0	0	0	0	0+
14	Collum,Antavion	g	0-1	0-1	0-0	1	1	2	0	0	0	0	0	0	5
23	Hunter,Sammy	g	3-3	0-0	0-0	0	0	0	0	6	0	2	0	0	11
	Team					0	2	2							
	Totals		21-59	6-22	15-19	7	23	30	27	63	10	10	2	4	200

FG % 1st Half: 7-28 25.0% 2nd half: 14-31 45.2% Game: 21-59 35.6% Deadball Rebounds: 2  
 3FG % 1st Half: 2-11 18.2% 2nd half: 4-11 36.4% Game: 6-22 27.3%  
 FT % 1st Half: 4-5 80.0% 2nd half: 11-14 78.6% Game: 15-19 78.9%

LSU 73 • 17-4,8-0 SEC

#	Player	Total	3-Ptr			Rebounds			PF	TP	A	TO	Blk	Stl	Min
			FG-FGA	FG-FGA	FT-FTA	Off	Def	Tot							
00	Days,Darius	f	3-5	1-2	1-2	2	2	4	3	8	0	2	0	0	21
02	Watford,Trendon	f	3-5	0-1	7-11	1	8	9	1	13	2	4	1	1	31
05	Williams,Emmitt	f	2-6	0-0	5-7	1	6	7	2	9	1	3	4	1	30
01	Smart,Javonte	g	7-12	0-0	7-9	0	2	2	2	21	3	2	0	2	37
04	Mays,Skylar	g	2-3	0-1	0-1	0	2	2	5	4	0	0	0	0	17
10	Bishop,James	g	0-0	0-0	0-0	0	0	0	0	0	0	0	0	0	0
12	Graves,Marshall	g	1-2	1-2	0-0	0	2	0	0	3	0	1	0	0	11
14	Taylor,Marlon	g	4-9	2-2	3-4	2	9	11	3	13	1	1	1	2	29
15	Hyatt,Aundre	g	1-6	0-2	0-0	3	2	5	0	2	1	0	0	0	22
	Team					0	0	0							
	Totals		23-48	4-10	23-34	9	33	42	16	73	8	13	6	6	200

FG % 1st Half: 12-20 60.0% 2nd half: 11-28 39.3% Game: 23-48 47.9% Deadball Rebounds: 4  
 3FG % 1st Half: 1-4 25.0% 2nd half: 3-6 50.0% Game: 4-10 40.0%  
 FT % 1st Half: 15-21 71.4% 2nd half: 8-13 61.5% Game: 23-34 67.6%

Officials: Will Howard,Rob Rorko,Todd Austin  
 Technical fouls: Ole Miss-None, LSU-TEAM.  
 Attendance: 11112  
 2019-20 Men's Basketball, Round: 0, LSU vs Ole Miss, Played at Maravich Assem

Score by periods	1st	2nd	Total
Ole Miss	20	43	63
LSU	40	33	73

Last FG - OM 2nd-01:08, LSU 2nd-02:48.  
 Largest lead - OM by 3 1st-18:29, LSU by 24 1st-00:44.  
 OM led for 01:48, LSU led for 36:13. Game was tied for 01:59.

	In	Off	2nd	Fast	
Points	Paint	T/O	Chance	Break	Bench
OM	22	13	13	4	19
LSU	28	14	4	9	18

Score tied - 2 times.  
 Lead changed - 4 times.

### GAME 23: OLE MISS 68, FLORIDA 51



Official Basketball Box Score -- Game Totals -- Final Statistics

Florida vs Ole Miss

02/08/20 1 p.m. CT at Oxford, Miss. (The Pavilion at Ole Miss)



Florida 51 • 14-9, 6-4 SEC

#	Player	Total	3-Ptr			Rebounds			PF	TP	A	TO	Blk	Stl	Min
			FG-FGA	FG-FGA	FT-FTA	Off	Def	Tot							
11	Johnson,Keyontae	f	5-10	1-3	5-6	4	6	10	2	16	1	1	0	0	35
24	Blackshear,Kerry	f	3-8	0-3	5-5	1	5	6	2	11	3	1	2	0	30
02	Nembhard,Andrew	g	2-9	1-5	0-0	0	5	5	0	5	3	3	0	1	31
10	Locke,Noah	g	3-9	2-6	0-0	0	2	2	0	8	0	0	0	0	29
23	Lewis,Scottie	g	3-6	1-1	0-0	1	1	2	4	7	1	2	0	2	27
00	Glover,Ques	g	0-2	0-1	0-0	0	0	0	0	0	4	0	1	0	8
01	Mann,Tre	g	0-6	0-4	0-0	0	2	2	2	0	1	1	0	1	25
05	Payne,Omar	g	1-2	0-0	0-0	0	1	1	0	2	0	0	0	1	7
33	Jitoboh,Jason	g	1-2	0-0	0-0	1	1	2	0	2	0	0	1	0	8
	Team					1	2	3			3				
	Totals		18-54	5-23	10-11	8	25	33	10	51	9	15	4	5	200

FG % 1st Half: 9-26 34.6% 2nd half: 9-28 32.1% Game: 18-54 33.3% Deadball Rebounds: 1  
 3FG % 1st Half: 3-11 27.3% 2nd half: 2-12 16.7% Game: 5-23 21.7%  
 FT % 1st Half: 6-7 85.7% 2nd half: 4-4 100.0% Game: 10-11 90.9%

Ole Miss 68 • 12-11, 3-7 SEC

#	Player	Total	3-Ptr			Rebounds			PF	TP	A	TO	Blk	Stl	Min
			FG-FGA	FG-FGA	FT-FTA	Off	Def	Tot							
03	Sy,Khadim	f	2-8	0-1	2-2	1	3	4	3	6	0	0	1	1	22
05	Buffen,KJ	f	6-8	0-1	2-2	2	7	9	4	14	4	0	1	0	38
00	Hinson,Blake	g	3-8	1-3	2-2	0	6	6	4	9	3	3	0	1	36
02	Shuler,Devontae	g	5-9	2-5	2-2	0	3	3	0	14	5	2	0	3	35
04	Tyree,Breein	g	9-19	4-6	1-2	0	4	4	0	23	0	3	0	2	39
01	Crowley,Austin	g	0-0	0-0	0-0	0	2	2	0	0	2	1	0	1	7
13	Williams,Bryce	g	0-2	0-0	0-0	0	1	1	0	0	1	0	0	0	8
14	Collum,Antavion	g	1-1	0-0	0-0	0	0	0	2	2	1	0	0	0	15
	Team					1	2	3			1				
	Totals		26-55	7-16	9-10	4	28	32	13	68	16	10	2	8	200

FG % 1st Half: 13-27 48.1% 2nd half: 13-28 46.4% Game: 26-55 47.3% Deadball Rebounds: 1  
 3FG % 1st Half: 4-6 66.7% 2nd half: 3-8 37.5% Game: 7-16 43.8%  
 FT % 1st Half: 3-4 75.0% 2nd half: 6-6 100.0% Game: 9-10 90.0%

Officials: Joe Lindsay,Patrick Evans,Garrick Shannon  
 Technical fouls: Florida-None, Ole Miss-None.  
 Attendance: 7760

Score by periods	1st	2nd	Total
Florida	27	24	51
Ole Miss	33	35	68

Last FG - UF 2nd-04:13, OM 2nd-01:24.  
 Largest lead - UF by 4 1st-15:56, OM by 17 2nd-01:24.  
 UF led for 01:32, OM led for 36:42. Game was tied for 01:46.

	In	Off	2nd	Fast	
Points	Paint	T/O	Chance	Break	Bench
UF	22	7	6	2	4
OM	20	16	2	6	2

Score tied - 2 times.  
 Lead changed - 2 times.

### GAME 22: OLE MISS 84, SOUTH CAROLINA 70



Official Basketball Box Score -- Game Totals -- Final Statistics

South Carolina vs Ole Miss

2/5/20 6 p.m. CT at Oxford, Miss. (The Pavilion at Ole Miss)



South Carolina 70 • 13-9, 5-4 SEC

#	Player	Total	3-Ptr			Rebounds			PF	TP	A	TO	Blk	Stl	Min
			FG-FGA	FG-FGA	FT-FTA	Off	Def	Tot							
15	Leveque,Wildens	f	0-1	0-0	2-2	0	1	1	2	2	0	1	0	0	14
21	Kolsar,Maik	f	7-11	0-0	5-5	2	6	8	2	19	4	2	3	3	38
24	Bryant,Keyshawn	f	3-6	0-1	2-2	0	3	3	4	8	1	4	0	0	21
00	Lawson,A.J.	g	2-10	1-6	0-0	0	2	2	2	5	0	1	0	0	26
05	Cousinard,Jermaine	g	8-18	3-9	9-13	0	0	0	2	28	3	3	0	1	38
01	Moss,T.J.	g	1-3	1-2	0-1	0	2	2	4	3	5	1	0	0	20
04	McCreary,Jalyn	g	0-2	0-0	0-0	0	2	2	4	0	1	0	0	0	14
12	Hannibal,Tree	g	2-3	1-1	0-0	0	3	3	3	5	0	1	0	0	18
20	Frink,Alanzo	g	0-0	0-0	0-0	0	0	0	0	2	0	0	0	0	1
23	Green,Mike	g	0-0	0-0	0-0	0	0	0	0	0	0	0	0	0	1
52	Bolden,Jair	g	0-2	0-1	0-0	0	0	0	0	0	3	0	0	0	9
	Team					6	2	8							
	Totals		23-56	6-20	18-23	8	21	29	25	70	16	14	3	5	200

FG % 1st Half: 10-29 34.5% 2nd half: 13-27 48.1% Game: 23-56 41.1% Deadball Rebounds: 2  
 3FG % 1st Half: 2-7 28.6% 2nd half: 4-13 30.8% Game: 6-20 30.0%  
 FT % 1st Half: 10-12 83.3% 2nd half: 8-11 73.3% Game: 18-23 78.3%

Ole Miss 84 • 11-11, 2-7 SEC

#	Player	Total	3-Ptr			Rebounds			PF	TP	A	TO	Blk	Stl	Min
			FG-FGA	FG-FGA	FT-FTA	Off	Def	Tot							
00	Hinson,Blake	f	3-6	2-3	5-6	1	6	7	2	13	2	2	1	1	37
03	Sy,Khadim	f	4-9	0-1	2-3	1	7	8	4	10	0	1	1	1	28
05	Buffen,KJ	f	3-8	0-0	1-2	5	0	5	2	7	2	1	1	2	24
02	Shuler,Devontae	g	3-7	1-3	0-2	0	1	1	4	7	4	4	0	1	29
04	Tyree,Breein	g	12-21	3-5	11-13	0	3	3	2	38	2	1	0	2	40
01	Crowley,Austin	g	1-1	0-0	2-2	1	1	2	4	1	1	0	0	0	13
13	Williams,Bryce	g	1-3	0-0	2-2	0	1	1	3	4	1	2	0	1	8
14	Collum,Antavion	g	0-2	0-0	1-2	1	4	5	3	1	3	2	0	0	21
	Team					4	3	7							

### GAME 25: KENTUCKY 67, OLE MISS 62

Official Basketball Box Score -- Game Totals -- Final Statistics  
**Ole Miss vs Kentucky**  
 02/15/20 2:00 pm at Lexington, KY



Ole Miss 62 • 13-12, 4-8 SEC

#	Player	Total			3-Ptr			Rebounds			PF	TP	A	TO	Blk	Stl	Min
		FG	FGA	FT	FTA	Off	Def	Total									
03	Sy,Khadim	f	1-6	0-0	0-0	1	5	6	5	2	0	4	1	1	25		
05	Buffen,KJ	f	6-13	0-1	1-2	2	2	4	4	13	1	0	2	35			
00	Hinson,Blake	g	5-9	2-5	1-1	3	3	6	3	13	2	1	0	37			
02	Shuler,Devontae	g	5-13	1-5	0-0	0	4	4	3	11	0	2	0	38			
04	Tyree,Breein	g	6-16	3-6	4-6	1	4	5	3	19	0	3	0	37			
01	Crowley,Austin	g	0-0	0-0	0-0	0	0	0	0	0	0	1	0	1			
13	Williams,Bryce	g	0-0	0-0	0-0	0	0	0	0	0	0	0	1	5			
14	Collum,Antavion	g	1-3	0-0	2-2	1	6	7	1	4	0	1	0	22			
	Team					0	1	1									
	Totals		24-60	6-17	8-11	8	25	33	19	62	3	11	4	9	200		

FG % 1st Half: 11-30 36.7% 2nd half: 13-30 43.3% Game: 24-60 40.0% Deadball Rebounds  
 3FG % 1st Half: 3-7 42.9% 2nd half: 3-10 30.0% Game: 6-17 35.3%  
 FT % 1st Half: 2-3 66.7% 2nd half: 6-8 75.0% Game: 8-11 72.7% 1.2

Kentucky 67 • 20-5, 10-2 SEC

#	Player	Total			3-Ptr			Rebounds			PF	TP	A	TO	Blk	Stl	Min
		FG	FGA	FT	FTA	Off	Def	Total									
04	Nick Richards	f	6-10	0-0	4-5	2	5	7	1	16	0	1	2	0	35		
23	EJ Montgomery	f	0-0	0-0	2-2	4	4	8	5	2	0	0	0	1	21		
00	Ashton Hagans	g	3-11	0-5	0-0	0	3	3	5	6	3	4	1	31			
03	Tyrese Maxey	g	7-13	0-5	0-0	0	5	5	3	14	3	2	0	34			
05	Immanuel Quicckley	g	4-15	1-8	8-10	0	3	3	0	17	2	1	0	39			
10	Nate Sestina	g	2-4	0-0	1-3	1	2	3	0	5	0	1	0	13			
10	Johnny Juzang	g	1-4	1-4	2-2	1	2	3	0	5	0	1	0	16			
12	Keion Brooks Jr.	g	0-2	0-0	2-2	1	5	6	2	2	0	1	1	11			
	Team					2	2	4									
	Totals		23-59	2-22	19-24	11	30	41	16	67	8	11	4	3	200		

FG % 1st Half: 9-30 30.0% 2nd half: 14-29 48.3% Game: 23-59 39.0% Deadball Rebounds  
 3FG % 1st Half: 1-13 7.7% 2nd half: 1-9 11.1% Game: 2-22 9.1%  
 FT % 1st Half: 6-10 60.0% 2nd half: 13-14 92.9% Game: 19-24 79.2% 3

Officials: Josue Nieves, Todd Austin, Steven Anderson  
 Technical fouls: Ole Miss-TEAM. Kentucky-None.  
 Attendance: 20417  
 2019-20 Men's Basketball. Round: 0. Kentucky vs Ole Miss. Played at Rupp Arena

Score by periods	1st	2nd	Total
Ole Miss	27	35	62
Kentucky	25	42	67

	In	Off	2nd	Fast	Bench
Points	Paint	T/O	Chance	Break	
OM	20	10	12	5	4
UK	32	4	14	8	12

Last FG - OM 2nd-01:56, UK 2nd-01:34.  
 Largest lead - OM by 7 2nd-11:39, UK by 5 2nd-00:01.  
 OM led for 19:16, UK led for 17:20. Game was tied for 03:24.  
 Score tied - 9 times.  
 Lead changed - 14 times.

### GAME 26: MISSOURI 71, OLE MISS 68

Official Basketball Box Score -- Game Totals -- Final Statistics  
**Ole Miss vs Mizou**  
 02/18/20 7:30 PM at Mizou Arena



Ole Miss 68 • 13-13 (4-9)

#	Player	Total			3-Ptr			Rebounds			PF	TP	A	TO	Blk	Stl	Min
		FG	FGA	FT	FTA	Off	Def	Total									
00	Hinson,Blake	f	2-7	0-2	3-4	1	0	1	3	7	1	4	0	2	33		
02	Shuler,Devontae	f	0-7	0-2	1-2	3	5	8	3	1	4	0	0	31			
03	Sy,Khadim	f	5-5	1-1	3-3	1	6	7	3	14	1	2	0	27			
04	Tyree,Breein	g	8-17	2-7	11-12	0	4	4	2	29	1	6	0	39			
05	Buffen,KJ	g	4-10	0-1	5-7	5	3	8	5	13	1	2	1	36			
01	Crowley,Austin	g	0-0	0-0	0-0	0	1	1	0	0	1	0	0	1			
13	Williams,Bryce	g	1-3	0-0	0-0	0	0	0	0	3	2	0	1	10			
14	Collum,Antavion	g	0-1	0-0	0-0	0	0	0	0	1	0	0	0	4			
23	Hunter,Sammy	g	1-2	0-0	0-2	0	0	0	0	2	0	0	0	7			
	Team					3	2	5									
	Totals		21-52	3-13	23-30	13	21	34	20	68	9	15	1	6	200		

FG % 1st Half: 9-26 34.6% 2nd half: 12-26 46.2% Game: 21-52 40.4% Deadball Rebounds  
 3FG % 1st Half: 0-4 0.0% 2nd half: 3-9 33.3% Game: 3-13 23.1%  
 FT % 1st Half: 9-13 69.2% 2nd half: 14-17 82.4% Game: 23-30 76.7% 4

Mizzou 71 • 13-13 (5-8)

#	Player	Total			3-Ptr			Rebounds			PF	TP	A	TO	Blk	Stl	Min
		FG	FGA	FT	FTA	Off	Def	Total									
01	PINSON, Xavier	f	9-13	4-4	10-11	2	2	4	2	32	0	2	0	27			
04	PICKETT, Javon	f	3-7	1-4	0-0	1	3	4	4	7	1	4	1	35			
12	SMITH, Dru	f	4-14	0-4	9-10	2	3	5	4	17	4	1	0	38			
14	NIKOW, Reed	f	2-4	0-0	2-2	3	2	5	2	6	1	2	0	22			
24	BROWN, Kobe	f	0-2	0-2	0-0	1	1	2	4	0	0	0	1	11			
00	WATSON, Torrence	g	1-7	1-5	0-0	1	1	2	1	3	0	0	0	19			
02	JACKSON, Tray	g	0-2	0-1	0-0	0	2	2	0	0	0	0	0	5			
05	SMITH, Mitchell	g	0-2	0-1	0-0	0	2	2	3	0	2	0	0	19			
42	BRAUN, Parker	g	2-4	0-1	2-4	4	3	7	3	6	2	1	4	24			
	Team					1	2	3									
	Totals		21-55	6-22	23-27	15	21	36	23	71	10	12	6	6	200		

FG % 1st Half: 10-32 31.3% 2nd half: 11-23 47.8% Game: 21-55 38.2% Deadball Rebounds  
 3FG % 1st Half: 2-13 15.4% 2nd half: 4-9 44.4% Game: 6-22 27.3%  
 FT % 1st Half: 9-10 90.0% 2nd half: 14-17 82.4% Game: 23-27 85.2% 2

Officials: Pat Adams, Bart Lenox, Vladimir Voyard-Tadal  
 Technical fouls: Ole Miss-None. Mizou-PINSON, Xavier.  
 Attendance: 8677

Score by periods	1st	2nd	Total
Ole Miss	27	41	68
Mizzou	31	40	71

	In	Off	2nd	Fast	Bench
Points	Paint	T/O	Chance	Break	
OM	24	10	12	5	4
MIZ	24	12	12	5	9

Last FG - OM 2nd-00:37, MIZ 2nd-02:21.  
 Largest lead - OM by 2 1st-06:44, MIZ by 10 2nd-12:33.  
 OM led for 03:07, MIZ led for 32:40. Game was tied for 04:06.  
 Score tied - 7 times.  
 Lead changed - 6 times.

### GAME 27: ALABAMA 103, OLE MISS 78

Official Basketball Box Score -- Game Totals -- Final Statistics  
**Alabama vs Ole Miss**  
 2/22/20 7:30 PM CT at Oxford, Miss. (The Pavilion at Ole Miss)



Alabama 103 • 15-12, 7-7 SEC

#	Player	Total			3-Ptr			Rebounds			PF	TP	A	TO	Blk	Stl	Min
		FG	FGA	FT	FTA	Off	Def	Total									
03	Reese,Alex	f	5-10	2-6	0-2	2	4	6	1	12	1	5	0	0	18		
01	Jones,Herbert	g	2-2	0-0	0-0	1	3	4	4	4	3	0	3	22			
02	Lewis Jr.,Kira	g	7-12	3-5	0-2	1	2	3	3	17	11	0	0	33			
05	Shackelford,Jaden	g	5-8	3-5	5-6	3	0	3	2	18	3	0	0	28			
23	Petty Jr.,John	g	8-13	4-6	1-2	0	4	4	2	21	5	4	0	34			
00	Davis,Javian	g	3-3	1-1	3-6	0	4	4	1	10	1	0	0	16			
11	Bolden,James	g	1-8	0-3	5-6	2	2	4	4	7	1	1	1	21			
12	Forbes,Jaylen	g	2-7	0-4	2-2	0	0	0	1	6	0	0	0	14			
15	Barnes,Tyler	g	0-0	0-0	0-0	0	0	0	0	0	0	0	0	1			
21	Johnson,Britton	g	0-0	0-0	0-0	0	0	0	0	0	0	0	0	1			
30	Smith,Galin	g	4-4	0-0	0-0	1	1	2	4	8	0	1	0	11			
35	Hawkins,Raymond	g	0-0	0-0	0-0	0	0	0	0	0	0	0	0	1			
	Team					4	4	4	1								
	Totals		37-67	13-30	16-28	14	20	34	23	103	25	12	4	4	200		

FG % 1st Half: 18-34 52.9% 2nd half: 19-33 57.6% Game: 37-67 55.2% Deadball Rebounds  
 3FG % 1st Half: 6-16 37.5% 2nd half: 7-14 50.0% Game: 13-30 43.3%  
 FT % 1st Half: 3-8 37.5% 2nd half: 13-20 65.0% Game: 16-28 57.1% 6

Ole Miss 78 • 13-14, 4-10 SEC

#	Player	Total			3-Ptr			Rebounds			PF	TP	A	TO	Blk	Stl	Min
		FG	FGA	FT	FTA	Off	Def	Total									
00	Hinson,Blake	f	4-7	3-5	0-0	0	1	1	4	11	1	5	0	1	27		
03	Sy,Khadim	f	3-6	0-1	1-4	2	6	8	5	7	2	5	0	2	26		
05	Buffen,KJ	f	1-2	0-0	0-0	0	0	0	1	2	1	0	0	13			
02	Shuler,Devontae	g	8-13	3-6	2-4	1	6	7	2	21	3	2	0	35			
04	Tyree,Breein	g	6-12	0-2	12-12	0	1	1	5	28	4	3	0	30			
01	Crowley,Austin	g	0-2	0-2	2-2	0	0	0	1	2	1	0	0	17			

### GAME 29: OLE MISS 86, VANDERBILT 60

Official Basketball Box Score -- Game Totals -- Final Statistics  
 Vanderbilt vs Ole Miss  
 02/29/20 12 p.m. CT at Oxford, Miss. (The Pavilion at Ole Miss)



Vanderbilt 60 • 9:20, 1-15 SEC

#	Player	Total			3-Ptr			Rebounds			PF	TP	A	TO	Blk	Stl	Min
		FG	FGA	FT	FTA	FG	FGA	FT	FTA	Off							
01	Disu,Dylan	f	3-5	1-3	0-0	1	3	4	4	7	2	1	0	1	0	21	
05	Obinna,Ejike	f	4-6	0-0	5-6	2	1	3	1	13	0	1	0	0	0	20	
00	Lee,Saben	g	3-16	0-2	4-6	1	4	5	10	5	1	0	0	0	29		
02	Pippen Jr.,Scotty	g	4-9	2-3	1-2	1	1	2	1	11	3	3	0	0	30		
03	Evans,Maxwell	g	2-8	1-4	0-0	2	3	5	1	5	3	1	0	0	25		
04	Wright,Jordan	g	2-8	1-2	2-2	1	4	5	2	7	1	1	0	1	24		
10	Weikert,Drew	g	0-0	0-0	0-0	0	0	0	1	0	0	0	0	0	3		
11	Albert,Braellee	g	1-4	1-2	0-0	1	0	1	1	3	0	0	0	0	18		
14	Rice,Isaiah	g	0-0	0-0	0-0	1	0	1	0	0	0	0	0	0	3		
21	Jossell,Jon	g	0-0	0-0	0-0	0	2	2	1	0	0	1	0	1	10		
55	Jankovic,Oton	g	1-3	0-1	2-2	0	3	3	0	4	0	1	0	0	17		
Team						1	22	33		12	60	14	11	0	3		
Totals			20-59	6-17	14-18	11	22	33		12	60	14	11	0	3		

FG % 1st Half:	10-31	32.3%	2nd half:	10-29	35.7%	Game:	20-59	33.9%	Deadball Rebounds	3
3FG % 1st Half:	5-9	55.6%	2nd half:	1-8	12.5%	Game:	6-17	35.3%		
FT % 1st Half:	2-4	50.0%	2nd half:	12-14	85.7%	Game:	14-18	77.8%		

Ole Miss 86 • 14-15, 5-11 SEC

#	Player	Total			3-Ptr			Rebounds			PF	TP	A	TO	Blk	Stl	Min
		FG	FGA	FT	FTA	FG	FGA	FT	FTA	Off							
03	Sy,Khadim	f	5-7	0-0	2-2	2	4	6	2	12	1	1	1	0	24		
05	Buffen,KJ	f	8-11	0-0	1-2	0	6	6	2	17	3	0	0	1	29		
00	Hinson,Blake	g	5-13	2-7	1-2	2	3	5	3	13	2	2	1	2	29		
02	Shuler,Devontae	g	7-11	4-5	0-0	0	5	5	3	18	6	0	0	1	26		
04	Tyree,Breein	g	4-9	1-3	2-2	0	2	2	1	11	3	1	0	1	30		
01	Crowley,Austin	g	2-5	1-4	0-0	0	4	4	1	5	8	1	0	0	24		
10	Curry,Carlos	g	0-0	0-0	0-0	0	1	1	0	0	0	0	0	0	3		
11	Miller,Franco	g	0-0	0-0	0-0	0	0	0	0	0	0	0	0	0	3		
13	Williams,Bryce	g	1-3	1-2	0-0	0	2	2	0	3	2	2	1	2	15		
23	Hunter,Sammy	g	3-3	0-0	1-1	1	1	2	4	7	1	0	3	0	13		
34	McBride,John	g	0-2	0-2	0-0	0	0	0	0	0	0	0	0	0	2		
34	McKay,Comer	g	0-0	0-0	0-0	0	0	0	0	0	0	0	0	0	2		
Team						3	1	4		4							
Totals			35-64	9-23	7-9	8	29	37		17	86	26	7	6	7		

FG % 1st Half:	17-31	54.8%	2nd half:	18-33	54.5%	Game:	35-64	54.7%	Deadball Rebounds	0
3FG % 1st Half:	3-9	33.3%	2nd half:	6-14	42.9%	Game:	9-23	39.1%		
FT % 1st Half:	6-7	85.7%	2nd half:	1-2	50.0%	Game:	7-9	77.8%		

Officials: Todd Austin, Olanis Poole, R.B. Clyburn  
 Technical fouls: Vanderbilt-None, Ole Miss-None.  
 Attendance: 7495

Score by periods	1st	2nd	Total
Vanderbilt	27	33	60
Ole Miss	43	43	86

Points	In	Off	2nd	Fast	Bench
VU	26	12	6	2	14
OM	40	10	11	8	15

Last FG - VU 2nd-03:34, OM 2nd-02:16.  
 Largest lead - VU by 2 1st-12:31, OM by 31 2nd-06:17.  
 VU led for 01:08, OM led for 36:46, Game was tied for 02:06.

Score tied - 3 times.  
 Lead changed - 2 times.

### GAME 31: MISSISSIPPI STATE 69, OLE MISS 44

Official Basketball Box Score -- Game Totals -- Final Statistics

Ole Miss vs Mississippi St.  
 03/07/20 5:30 pm at Starkville, MS



Ole Miss 44 • 15-16,6-12 SEC

#	Player	Total			3-Ptr			Rebounds			PF	TP	A	TO	Blk	Stl	Min
		FG	FGA	FT	FTA	FG	FGA	FT	FTA	Off							
03	Sy,Khadim	f	3-5	0-1	2-2	1	2	3	4	8	0	1	3	1	23		
05	Buffen,KJ	f	2-9	0-0	2-5	4	2	6	3	6	2	1	0	1	30		
00	Hinson,Blake	g	0-9	0-6	0-0	0	4	4	0	4	0	4	1	1	26		
02	Shuler,Devontae	g	6-11	1-2	3-4	0	1	1	1	16	1	1	0	1	36		
04	Tyree,Breein	g	4-13	1-6	2-2	0	7	7	1	11	1	3	0	1	39		
01	Crowley,Austin	g	0-1	0-1	3-4	1	3	4	1	3	2	0	1	0	29		
10	Curry,Carlos	g	0-1	0-0	0-0	0	0	0	1	0	0	0	0	0	3		
11	Miller,Franco	g	0-1	0-1	0-0	0	1	1	0	0	0	0	0	0	1		
13	Williams,Bryce	g	0-0	0-0	0-0	0	0	0	2	0	0	0	0	0	4		
23	Hunter,Sammy	g	0-1	0-0	0-0	0	1	1	2	0	0	1	0	0	9		
Team						2	1	3		3							
Totals			15-51	2-17	12-17	8	22	30		19	44	6	11	5	5		

FG % 1st Half:	10-25	40.0%	2nd half:	5-26	19.2%	Game:	15-51	29.4%	Deadball Rebounds	2
3FG % 1st Half:	2-9	22.2%	2nd half:	0-8	0.0%	Game:	2-17	11.8%		
FT % 1st Half:	3-5	60.0%	2nd half:	9-12	75.0%	Game:	12-17	70.6%		

Mississippi St. 69 • 20-11,11-7 SEC

#	Player	Total			3-Ptr			Rebounds			PF	TP	A	TO	Blk	Stl	Min
		FG	FGA	FT	FTA	FG	FGA	FT	FTA	Off							
01	Perry,Reggie	f	7-13	0-1	8-9	5	9	14	1	22	0	4	1	0	34		
24	Ado,Abdul	f	2-4	0-0	1-3	1	8	9	3	5	2	1	4	1	31		
00	Weatherspoon,Nick	g	4-11	2-4	1-2	1	1	2	1	11	6	0	1	4	35		
12	Woodard II,Robert	g	4-7	0-1	3-3	2	1	3	2	11	1	2	1	0	28		
23	Carter,Tyson	g	2-5	0-2	5-5	0	4	4	2	9	4	0	0	1	23		
03	Stewart Jr.,D.J.	g	3-6	0-1	1-2	0	5	1	2	7	2	2	0	1	28		
05	Molinar,Iverson	g	2-4	0-0	0-0	1	1	1	1	4	0	0	0	0	11		
10	Clayton,Tate	g	0-0	0-0	0-0	0	1	1	0	0	0	0	0	0	1		
15	Oduru,Prince	g	0-0	0-0	0-0	0	1	1	0	0	0	0	0	0	1		
20	Storm,Mitchell	g	0-0	0-0	0-0	0	1	1	0	0	0	0	0	0	2		
22	Feazell,KeyShawn	g	0-1	0-1	0-0	0	0	0	0	0	0	0	0	0	3		
32	Post,Quinten	g	0-1	0-0	0-0	0	1	2	0	0	0	0	0	0	2		
Team						1	0	1		2							
Totals			24-52	2-10	19-24	11	31	42		13	69	15	9	7	6		

FG % 1st Half:	12-24	50.0%	2nd half:	12-28	42.9%	Game:	24-52	46.2%	Deadball Rebounds	0
3FG % 1st Half:	1-6	16.7%	2nd half:	1-4	25.0%	Game:	2-10	20.0%		
FT % 1st Half:	14-16	87.5%	2nd half:	5-8	62.5%	Game:	19-24	79.2%		

Officials: R.B. Clyburn,Anthony Jordan,Tony Greene  
 Technical fouls: Ole Miss-None, Mississippi St.-Ado,Abdul.  
 Attendance: 7569  
 2019-20 Men's Basketball, Round: 0, Mississippi St. vs Ole Miss, Played at Hum

Score by periods	1st	2nd	Total
Ole Miss	25	19	44
Mississippi St.	39	30	69

Points	In	Off	2nd	Fast	Bench
OM	16	6	2	5	3
MS	30	17	9	11	

Last FG - OM 2nd-05:03, MS 2nd-03:24.  
 Largest lead - OM by 2 1st-19:38, MS by 27 2nd-06:52.  
 OM led for 01:26, MS led for 33:35, Game was tied for 04:59.

Score tied - 5 times.  
 Lead changed - 1 time.

### GAME 30: OLE MISS 75, MISSOURI 67

Official Basketball Box Score -- Game Totals -- Final Statistics  
 Missouri vs Ole Miss  
 03-04-20 8:10 p.m. CT at Oxford, Miss. (The Pavilion at Ole Miss)



Missouri 67 • 14-16, 6-11 SEC

#	Player	Total			3-Ptr			Rebounds			PF	TP	A	TO	Blk	Stl	Min
		FG	FGA	FT	FTA	FG	FGA	FT	FTA	Off							
14	Nikko,Reed	f	1-2	0-0	2-2	1	2	3	4	4	0	1	0	0	0	13	
24	Brown,Kobe	f	3-7	1-2	1-1	1	3	4	3	8	1	2	1	0	16		
01	Pinson,Xavier	g	5-11	0-3	6-6	1	3	4	4	16	5	6	0	0	29		
04	Pickett,Javon	g	0-2	0-0	0-0	1	3	4	0	0	1	1	0	0	20		
12	Smith,Dru	g	4-13	0-3</													

### SOUTHEASTERN CONFERENCE REVIEW

#### 2019-20 SEC FINAL STANDINGS

	SEC	Pct.	Home	Away	All	Pct.	Home	Away	Neutral	Postseason
Kentucky <sup>^</sup>	15-3	.833	8-1	7-2	25-6	.806	16-2	8-2	1-2	
Auburn	12-6	.667	8-1	4-5	26-6	.806	16-1	5-5	4-0	
LSU	12-6	.667	8-1	4-5	21-10	.667	15-2	4-6	2-2	
Mississippi State	11-7	.611	8-1	3-6	20-11	.645	14-2	4-7	2-2	
Florida	11-7	.611	7-2	4-5	19-12	.613	11-4	4-7	4-1	
South Carolina	10-8	.556	7-2	3-6	18-13	.580	12-4	6-6	0-3	
Texas A&M	10-8	.556	5-4	5-4	16-14	.533	11-6	5-4	0-4	
Tennessee	9-9	.500	5-4	4-5	17-14	.548	11-6	4-7	2-1	
Alabama	8-10	.444	5-4	3-6	16-15	.516	10-5	4-8	2-2	
Arkansas	7-11	.389	5-4	2-7	20-12	.625	14-4	4-8	2-0	
Missouri	7-11	.389	6-3	1-8	15-16	.484	12-4	2-10	1-2	
Ole Miss	6-12	.333	5-4	1-8	15-17	.469	12-5	1-10	2-2	
Georgia	5-13	.277	4-5	1-8	16-16	.500	12-5	3-9	1-2	
Vanderbilt	3-15	.166	2-7	1-8	11-21	.343	10-10	1-9	0-2	

<sup>^</sup> - SEC Champion; % - SEC Tournament Champion

#### SEC TOURNAMENT

**Bridgestone Arena  
Nashville, Tenn.**

First Round • March 11

(13) Georgia 81, (12) Ole Miss 63  
(11) Arkansas 86, (14) Vanderbilt 73

#### COACHES

##### FIRST TEAM ALL-SEC

Kira Lewis Jr., Alabama  
Mason Jones, Arkansas  
Samir Doughty, Auburn  
Keyontae Johnson, Florida  
Immanuel Quickley, Kentucky  
Nick Richards, Kentucky  
Skylar Mays, LSU  
**Breein Tyree, Ole Miss**  
Reggie Perry, Mississippi State

##### SECOND TEAM ALL-SEC

John Petty Jr., Alabama  
Issaco Okoro, Auburn  
Kerry Blackshear Jr., Florida  
Anthony Edwards, Georgia  
Tyrese Maxey, Kentucky  
Maik Kotsar, South Carolina  
John Fulkerson, Tennessee  
Saben Lee, Vanderbilt

##### ALL-FRESHMAN TEAM

Jaden Shackelford, Alabama  
Issac Okoro, Auburn  
Scottie Lewis, Florida  
Anthony Edwards, Georgia  
Tyrese Maxey, Kentucky  
Trendon Watford, LSU  
Jermaine Cousinard, South Carolina  
Scotty Pippen Jr., Vanderbilt

##### ALL-DEFENSIVE TEAM

Herbert Jones, Alabama  
Issac Okoro, Auburn  
Ashton Hagans, Kentucky  
Yves Pons, Tennessee

#### ALL-SEC

##### COACH OF THE YEAR:

John Calipari, Kentucky

##### PLAYER OF THE YEAR:

Immanuel Quickley, Kentucky

##### SCHOLAR-ATHLETE OF THE YEAR:

Skylar Mays, LSU

##### FRESHMAN OF THE YEAR:

Anthony Edwards, Georgia

##### SIXTH-MAN OF THE YEAR:

Tyson Carter, Mississippi State

##### DEFENSIVE PLAYER OF THE YEAR:

Yves Pons, Tennessee

##### ASSOCIATED PRESS

###### First Team

Kira Lewis Jr., Alabama  
u-Mason Jones, Arkansas  
u-Reggie Perry, Mississippi State  
Nick Richards, Kentucky  
Immanuel Quickley, Kentucky

###### Second Team

Samir Doughty, Auburn  
Anthony Edwards, Georgia  
Keyontae Johnson, Florida  
Skylar Mays, LSU  
**Breein Tyree, Ole Miss**

**Player of the Year:** Mason Jones, Arkansas  
& Reggie Perry, Mississippi State

**Coach of the Year:** Buzz Williams, Texas A&M

**Newcomer of the Year:** Anthony Edwards, Georgia

## January 28, 1909

Ole Miss plays its first organized basketball game, but the celebration is cut short by a 12-11 loss to the Memphis Physicians. Legend has it that Ole Miss led 7-6 at the half, but lost out in the second half when "with the wind at their backs, the Physicians overcame our half-time lead for a narrow victory." The game was reportedly played outdoors on a court located behind the Lyceum on the Oxford campus.

## February 17, 1909

Ole Miss decides to save the best for last as the team records its first ever victory the last game of the season with a 28-11 win over Mississippi College. Ole Miss finishes the 1909 season 1-4.

## 1922

One year after the organization's formation, Ole Miss joins the Southern Conference.

## January 27, 1925

With a 35-17 victory over Centenary, Ole Miss collects its 100th victory in the program's history.

## May 1, 1926

A 38-23 loss to North Carolina in the championship game of the Southern Conference Tournament ends a win streak for Ole Miss, as the team rolled out a 12-game overall and nine-game away/neutral win streak. The 12-game streak, which started Jan. 16, 1926, with a road victory over rival LSU, remained the longest in school history until the 2007-08 squad put together 13 straight wins.

## February 28, 1928

After rattling off victories over N.C. State, LSU and Kentucky, a 31-30 win over Auburn made Ole Miss Southern Conference Tournament Champions. (see story inset) Coach Homer Hazel's Mississippians finished the 1928 season 10-9.

## December 8-9, 1932

At the annual Southern Conference meeting in Knoxville, Tenn., Ole Miss along with the other 12 schools west and south of the Appalachian Mountains reorganized to form the Southeastern Conference. Ten of those charter members (Alabama, Auburn, Florida, Georgia, Kentucky, LSU, Ole Miss, Mississippi State, Tennessee and Vanderbilt) still remain as members of the SEC.

## January 10, 1936

In the first game of the 1936 season, Ole Miss reached



1928 Southern Conference Tournament Champions

## TEAM OF DESTINY WINS IT - GREAT RALLY TURNS TIDE

By Morgan Blake  
(originally published in the 1928 Ole Miss Yearbook)

Ole Miss, the Team of Destiny, is champion of the South in basketball. A fighting clan that refused to surrender when the clouds were blackest today is king of the great indoor game.

It was an amazing and courageous comeback that won the title for Ole Miss after Auburn had taken a twelve-point lead in the second half and seemed as sure of winning as anything in this uncertain world can be.

The score at one stage of the second half was, Auburn 25, Ole Miss 13. The thousand or more Auburn students and alumni in the auditorium were in the seventh heaven of delight. They smelled the bacon frying and they knew the feast was for them. The Tigers had been outplaying their enemies all the way through and were marching on to glory and fame. Some of the spectators were yawning a bit. Many were a bit sorry for Ole Miss and hoped they would make just a few more points so as not to be humiliated.

And then - Captain Robert M. Lee, the long, lanky leader of the Mississippians, rallied his clan for a final desperate drive. It was the last charge of the old guard. Up the slope they came, snarling, growling, fighting their way through all obstacles. The Tigers, surprised by the sudden fury of a team that had been so docile, wavered before the charge. Doggedly they fought back, but the storm engulfed them. The Team of Destiny was on its way. Two points, two points, two points! With monotonous regularity Ole Miss was sinking them. Now they are just two points behind. Now they are even. Now they are two points ahead. And it's a minute and three-quarters to play. Captain Lee fouls, and Auburn shoots a free throw. Now it's Ole Miss, 31; Auburn, 30.

The seconds were about gone. Down the floor comes Auburn with the last spring left in the Tiger. A desperate try for a goal that goes wild. The pistol cracks. The game is over. The Team of Destiny had won by one little point, which, however, was as big as Stone Mountain so far as the effectiveness of it was concerned.

The grim gods of fate who had given Auburn one-point victories over Clemson and Georgia Tech in the early games of the tournament deserted the Tigers in the big crisis, and smiled upon the opposition. The grim gods often do things like that.


is 200th win in the program's history with a 41-40 squeaker over Memphis Coca-Cola. Forward George Clay led the attack for Ole Miss with 13 points.

## May 5, 1938

A 58-47 loss to Georgia Tech in the SEC Tournament Championship Game ends a nine-game overall SEC win streak by the Rebels that started Feb. 5, 1938, with a 45-44 win over in-state rival Mississippi State.

## 1937-38

Bonnie Graham leads the SEC in scoring with his 17.4 average, the first player to ever average more than 17 a game in the SEC. In the conference tournament, he scores 71 points and a single-game high of 27. Graham also becomes Ole Miss' first basketball All-America selection.



A star left-handed pitcher, Joe Gibbon was on a baseball scholarship at Ole Miss and had to ask hoops coach Country Graham for permission to report for basketball. Lucky for the Rebels, Coach Graham agreed, and Gibbon put together a remarkable season in 1957 when he finished second in the nation in scoring with 30.1 points per game. The talented athlete went on to enjoy a 13-year Major League Baseball career.





B.L. "Country" Graham, who was the first All-American basketball player in school history, also stands as the second all-time winningest coach in program annals with 144 wins from 1950-62. In the picture above, he runs through plays with pupil and future Ole Miss head coach Cob Jarvis.



He played just one season before turning pro, but in 1970-71 Johnny Neumann put up numbers that may never again be reached by a Rebel, or any other Southeastern Conference player. Neumann led the nation with a 40.1 scoring average, by far a school record and behind only Pete Maravich's three legendary seasons in the league record books. Neumann still owns five of the top six single-game scoring marks in school history. Despite also being an Academic All-American, he left school after his sophomore season to join the Memphis Tams of the ABA, and enjoyed a seven-year career in the ABA and NBA.

## February 26, 1945

Ole Miss achieves its 300th win in the last regular-season game of the year with a 76-24 stomping of Arkansas State. Three Rebels hit double-digit scoring that night with M.C. McMullen collecting 20, Doug Krell posting 13 and Bob McCain with 12.

## December 10, 1953

A new record is set for the Rebels as the team reaches the most points scored by Ole Miss in a single game with a 118-82 win over Union. Cob Jarvis leads the way with 37 points on 13 field goals and 11 free throws. Denver Brackeen follows close behind with 31 points.

## January 17, 1955

With former Rebel B.L. "Country" Graham as head coach, Ole Miss records its 400th win in program history by beating Vanderbilt 77-63.

## 1954-55

While being chosen as UPI's SEC Player of the Year and AP's SEC Most Valuable Player, center Denver Brackeen becomes the program's second player selected to All-America honors. His 27.2 scoring average leads the league.

## 1956-57

After becoming only the second player in SEC history to average more than 30 points, forward Joe Gibbon is named to multiple All-America teams.

## February 22, 1958

Coach Graham once again makes Ole Miss history as he collects his 100th win as head coach, making him the first Ole Miss coach to reach the century mark. The Rebels helped accomplish this with an 83-68 victory over Tulane.

## 1963-64

A star on the court and on the baseball diamond, guard Don Kessinger is named an All-American after setting 18 Ole Miss basketball records.

## January 30, 1965

After edging out Tulane with a 62-60 win in Oxford, Ole Miss reaches the 500-win mark for the program's history. Two Rebels had double-doubles with Fred Stanley collecting 21 points and 12 rebounds and Jim Robbins posting 13 points and 10 rebounds. Jack Steinhart and James Bobe also greatly contributed with 17 rebounds and 11 points, respectively.

## February 21, 1966

Ole Miss basketball gets a new home in the Rebel Coliseum, later to be named after then-Athletics Director C.M. "Tad" Smith. However, Kentucky spoils the inaugural game by defeating the Rebels 108-65.

## 1970-71

Forward Johnny Neumann earns All-America honors in his first and only season as a Rebel, setting numerous school records along the way.

## December 7, 1974


The program collects its 600th victory by defeating Texas in Oxford 82-74. Four Rebels scored in double digits with Bob Mahoney pacing the team with 21 points. Herb Wright followed with 18 points while Dave Shepard had 15 and Walter Actwood 13.

## 1978-79

After leading the SEC in scoring with 26.3 points per game, forward John Stroud receives All-America honorable mention plaudits.



Known among Rebel circles as "Mr. Clutch," Carlos Clark finished his impressive Ole Miss career having buried four game-winning shots at the buzzer, including a 15-footer on March 6, 1980, that gave Ole Miss its first postseason win, 76-74, over Grambling in the NIT Clark's freshman season. He went on to be drafted by the Boston Celtics, and helped them to the 1984 NBA Championship.



Bob Weltlich is carried off the court by his Rebel players after the 1981 SEC Tournament Championship victory over Dominique Wilkins and the Georgia Bulldogs.

### March 6, 1980

Ole Miss earns its first postseason tournament victory after getting by Grambling 76-74 at Tad Smith Coliseum. The road to the NIT championship had to end, though, when Minnesota proved to be too much and defeated the Rebels 58-56.

### 1979-80

Earning the highest career point total in Ole Miss history and still the third-most in league annals with 2,328 points, John Stroud is selected to All-America honors for the second straight season.

### March 7, 1981

The underdog Rebels, who finished sixth in the league in the regular season, defeated Tennessee and Vanderbilt before earning the title with a 66-62 upset of Georgia in the finals of the 1981 SEC Tournament, propelling Ole Miss to its NCAA Tournament debut.

### March 13, 1981

The Rebels play in their first NCAA Tournament and barely miss a second-round showing with a narrow 69-66 defeat to perennial power Kansas in Wichita.

### December 18, 1982

Ole Miss posts the 700th win in program history with a 67-60 victory over Central Arkansas in Oxford. The Rebels sealed the victory behind Carlos Clark and Roger Steig's 16 points apiece.

### 1981-82

Forward Carlos Clark is named AP All-America honorable mention following a junior year in which he scored 21.1 points per game and helped Ole Miss to an 18-12 record and NIT appearance. Between his junior and senior seasons, Clark had a streak of 37 straight games in which he posted double-figure point totals.

### 1987-88

Becoming the first player in Ole Miss history to record 500 points, 100 rebounds and 100 assists, guard Rod Barnes is named to an honorable mention All-American and finished third in the coaches' balloting for SEC Player of the Year.

### March 4, 1989

Ole Miss defeats LSU 113-112 in overtime in perhaps the greatest one-on-one duel in Southeastern Conference history. LSU's Chris Jackson tallied 55 points, while the Rebels' Gerald Glass hit for 53. The 108 combined points is the most by two players in an SEC game. More importantly, Glass led Ole Miss to victory in dramatic fashion. With seven minutes left in overtime, Glass had 47 points, but had missed seven straight shots while going scoreless for the final four minutes of regulation and the first three minutes of overtime. LSU led 110-107, and Glass had been pestered by four different Tiger defenders to make him exhausted. But with a final surge, Glass tipped in a rebound to narrow the margin to one point, hit a 3-pointer to tie the score and drained the free throw with nine seconds left that gave Ole Miss the victory in the regular-season finale.

### 1988-89

In his first season as a Rebel, forward Gerald Glass is named an honorable mention All-American.



"World Class" Gerald Glass was a household name and a fan favorite during his two standout seasons with Ole Miss. He was thought by many to be the top college player in the nation his senior season, when he earned his second straight All-America honorable mention accolade. Glass was taken in the first round of the 1990 NBA Draft and played for Minnesota, Detroit, New Jersey and Charlotte during his pro career.



*Ansu Sesay cuts down the nets following the Rebels' 74-68 win over LSU that propelled them to the 1997 SEC Western Division title. It was the first of four SEC West titles for Ole Miss. Sesay was part of back-to-back titles, celebrating the 1998 crown in his All-American senior season.*

### March 9, 1990

Ole Miss marks its 800th program victory with a 65-62 win over Vanderbilt during the SEC Tournament. Gerald Glass and Tim Jumper help the Rebels edge by the Commodores with their 15-point performances. Patrick Eddie played his part by recording a double-double with 14 points and 10 rebounds.

### 1989-90

After finishing his two-year career at Ole Miss with 1,564 points, Gerald Glass receives his second All-America honorable mention accolade.

### June 27, 1990

Gerald Glass becomes the first Ole Miss player to be selected in the first round of the NBA Draft. He went 20th overall to the Minnesota Timberwolves.

### January 11, 1997

Ole Miss upends No. 3-ranked and defending national champion Kentucky 73-69. The upset snapped the Wildcats' 14-game win streak and propelled the Rebels to their first top-25 ranking in school history, jumping to No. 20 in the AP poll. That season began an unprecedented Rebel run of six straight postseason appearances and back-to-back SEC Western Division championships.

### February 26, 1997

Coach Rob Evans leads the Rebels to win their first SEC Western Division title after defeating LSU 74-68 in the last home game of the regular season.

### February 11, 1998

Ole Miss hits 900 victories with an 87-76 win over Vanderbilt. All-Americans Keith Carter and Ansu Sesay push the Rebels to the victory. Carter collected 17 points, three assists and three rebounds, while Sesay posted 14 points, including a 2-for-2 night from behind the arc, and 12 rebounds.

### February 28, 1998

The program gets its second straight SEC Western Division title after recording a 74-67 win versus Auburn in the regular-season finale. Ole Miss went on to receive a No. 4 seed in the NCAA Tournament, but a little-known team from Valparaiso spoils the Rebels' postseason plans.

### December 29, 1998

Ole Miss claims its largest margin of victory in a single game with a 111-50 win over Prairie View. The game also marked the third time that season that Ole Miss broke triple digits in scoring.

### 1997-98

One of two Rebels to ever record 1,000 points, 600 rebounds and 200 assists, forward Ansu Sesay is named a consensus All-American, as well as receiving SEC Player of the Year honors. "We Say Sesay" becomes a familiar chant among Rebel fans, and Sesay does his part by scoring in double figures for the final 53 games of his career.

### March 12, 1999

After losing a heartbreaker at the buzzer to Valparaiso just the season before in the opening round of the NCAA Tournament, the Rebels record their first NCAA Tournament win by defeating Villanova 72-70. Ole Miss did not make it to the Sweet 16 because Michigan State defeated the Red and Blue 74-66 in the second round.

### January 13, 1999

Homecourt advantage was an understatement for the Rebels in the late 1990s. From Jan. 11, 1997 to this date Ole Miss went on a 29-home game winning streak. However, all good things must come to an end, and Auburn ended the Rebels' streak with a 74-59 win.

### 1998-99

Finishing atop the Ole Miss three-pointers chart with 249 for his career, guard Keith Carter is named an hon-

orable mention All-American.

### March 3, 2001

After crushing Alabama 105-71, Ole Miss earns its third SEC Western Division title. Jason Holmes tallies a game-high 26 points on the night after going 7-of-13 shooting, including 5-of-9 from three-point range. Jason Flanigan contributes 17 points with 10 of those coming from the free throw line.

### March 18, 2001

It took the smallest Rebel of all time to hit the biggest shot in Ole Miss hoops history. Coming off only their second NCAA Tournament win ever, the Rebels found themselves trailing Notre Dame by one point with a minute remaining in the second round of the 2001 Big Dance. With the shot clock running down and 48 seconds left, 5-foot-5 Jason Harrison drilled a deep three from the top of the arc to hand Ole Miss a two-point advantage that it would not relinquish en route to a 59-56 victory. One of the more memorable moments of the 2001 tourney, Harrison's trey propelled Ole Miss to the program's first Sweet 16 appearance and highlighted the finest season in school history, as the Rebels finished No. 9 in the nation with a 27-8 mark and a third SEC Western Division title in five years.




*Jason Harrison drained several big shots during his career, but none more significant than the deep trey that found the bottom of the net in the waning moments of the 2001 NCAA Tournament second-round game vs. Notre Dame. The bucket propelled Ole Miss to a 59-56 win and its first trip to the Sweet Sixteen.*

## CHAMPIONSHIP TEAMS



### 1928 Southern Conference Tournament

Front Row (L to R): Ary Phillips, Dewitt Laird, Robert M. "Lila" Lee (Captain), James Ogden, unidentified  
 Back Row (L to R): Homer Hazel (Head Coach), Andral "Doc" Dugger, Robert A. "Parson" Shelby, Cary Phillips



### 1981 SEC Tournament

Front Row (L to R): Mickey Thames (Asst. Strength Coach), Tim Garl (Asst. Trainer), Lee Bethea (Student Trainer), Cecil Dowell, Brad Pierce, Chris Barrett, James Green, Ken Coghlan, Carlos Clark, Sean Tuohy, Jim Sledge (Manager), Carroll Kirkpatrick (Manager), Blake Barnes (Equipment Manager)  
 Back Row (L to R): Warner Alford (Athletics Director), Mike Hanks (Asst. Coach), John Prince (Asst. Coach), Steve Allen, Curtis McAlister, Rob Drum, Tim Thomas, Bob Weltlich (Head Coach), Lane Shoup, Roger Stieg, Norman Miller, Elston Turner, Eddie Oran (Asst. Coach), Ron Reed (Asst. Coach)



### 1997 SEC Western Division

Front Row (L to R): Anthony Boone, Ansu Sesay, Oliver Morton, Johnnie Rogers, Anthony Burks, Jon Cantrell, Jason Smith.  
 Middle Row (L to R): Corwin Curtis (Manager), Michael White, Joezon Darby, Michael Boone, Keith Carter, Chris Oney, Hunter Carpenter, Brian Russell (Coliseum Manager)  
 Back Row (L to R): Josh Hardin (Student Trainer), Jeffrey Moore (Trainer), Russ Pennell (Asst. Coach), Rob Evans (Head Coach), Rod Barnes (Asst. Coach), Dan O'Dowd (Asst. Coach), Jamie Capers (Manager), Scott Aldridge (Manager)

### 2000-01

Forward Rahim Lockhart, whose 13.0 points and 8.1 rebounds per game helped Ole Miss to such great success in 2001, is named an All-America selection.

### December 1, 2001

On December 19, 1995, Ole Miss beat Southern Miss 113-107 in two overtimes, starting a 44-game non-SEC homecourt win streak that ended with a 71-70 loss to George Mason. During this time, the streak was the second longest in the nation.

### December 28, 2002

Ole Miss collects its 1,000th win in program history by rolling over Arkansas-Pine Bluff 71-38 at Tad Smith Coliseum. Justin Reed leads the Rebels by posting a double-double of 15 points and 11 rebounds.

### February 10, 2007

Rebel fans pack Tad Smith Coliseum, as a record "Tad Pad" crowd of 9,452 watches Ole Miss upset No. 18 Alabama 75-69. Clarence Sanders scores 11 of the Rebels' last 12 points to cap a comeback on the Crimson Tide.

### March 3, 2007

Ole Miss clinches its fourth SEC Western Division championship and first since 2001 with a thrilling victory over Auburn in the regular-season finale. With both teams playing for the crown, the Rebels force consecutive turnovers to outscore the Tigers 9-2 over the final 40 seconds. With the game tied, Bam Doyno hits all four of his free throw attempts over the last 3.8 ticks to secure the 83-79 win. The Rebels' four SEC West titles from 1997-2007 is the most of any division rival over that span.

### March 11, 2007

After a four-year drought, the Ole Miss basketball team returns to postseason play, as the Rebels receive a bid to the NIT. Ole Miss enters postseason play for the 13th time in the program's history and the first time since earning an NCAA Tournament berth in 2002.

### December 24, 2007

Ole Miss receives recognition for its school-record best start of 11-0 (which climbed to 13-0 before the first loss) and an upset of No. 15 Clemson as the Rebels are ranked No. 22 and No. 24 in the Associated Press and ESPN/USA Today Polls, respectively.

### January 2, 2008

At 13-0, Ole Miss set a new mark for the best start in school history, besting the 1936-37 and 2000-01 teams that reeled off 11 straight wins to open their seasons.

With the 86-50 win over Alabama A&M, Ole Miss also broke the school record for most consecutive wins after the previous record had stood for more than 80 years.

## January 28, 2008

Ole Miss announces plans for a 51,000-square-foot basketball practice facility that promises to greatly enhance the Rebel hoops program in many ways.

## April 1, 2008

Ole Miss makes an impressive run en route to the NIT semifinals played in New York City at historic Madison Square Garden. It's the first time in school history that Ole Miss made it to the Garden. However, the dream of reaching the NIT final is short-lived in an 81-69 defeat to eventual champion Ohio State.

## February 21, 2009

Ole Miss celebrates the First 100 Years of its basketball program with a weekend of festivities, culminating in a 69-47 rout of the Georgia Bulldogs at Tad Smith Coliseum.

## January 2010

The majestic \$13 million Basketball Practice Facility opens for daily use by the men's and women's programs. It includes state-of-the-art areas for training and practice, as well as luxurious locker rooms, team lounges and coaches offices.

## March 6, 2010

Chris Warren leads a big second-half comeback to spur the Rebels to a 68-66 win at Arkansas and claim a share of their fifth SEC Western Division title.

## March 30, 2010

With wins over Troy, Memphis and a double-OT thriller against Texas Tech, Ole Miss reaches the NIT Final Four for the second time in three years. Trailing by just one point with 36 seconds left, the Rebels cannot edge out eventual champion Dayton, falling 68-63 at Madison Square Garden.

## August 9, 2011

Ole Miss announces the monumental Forward Together capital campaign, which seeks to raise \$150 million for a new basketball arena and improvements to existing football and other athletics facilities.

## February 23, 2013

Andy Kennedy sets the Ole Miss career wins record with his 145th win as Rebel head coach as Ole Miss rolled over Auburn 88-55 at Tad Smith Coliseum.

## CHAMPIONSHIP TEAMS



### 1998 SEC Western Division

Front Row (L to R): Jon Cantrell, Michael Boone, Keith Carter, Joezon Darby, Michael White, Jason Flanigan, Hunter Carpenter, Chris Oney, Jason Smith, Anthony Boone

Back Row (L to R): Russ Pennell (Asst. Coach), Dan O'Dowd (Asst. Coach), Rod Barnes (Asst. Coach), Rob Evans (Head Coach), Ansu Sesay, John Engstrom, Johnnie Rogers, Rahim Lockhart, Brian Russell (Equipment Manager), Scott Lewis (Manager), Kris Brasher (Student Trainer), Derrick Wrobel (Manager), Scott Aldridge (Manager), Jeffrey Moore (Trainer), Jamie Capers (Manager)



### 2001 SEC Western Division

Front Row (L to R): Justin Reed, Derrick Allen, Aaron Harper, Carey Crain, Jason Flanigan, John Pilger, Jason Harrison, David Sanders, Emmanuel Wade, Josh Hayes, Jason Holmes, Richard Kirklín

Back Row (L to R): Dustin Harris (Manager), Brandon Martin (Student Trainer), Ron Wilson (Manager), Seth Walker (Manager), Wayne Brent (Asst. Coach), Marc Dukes (Asst. Coach), Eric Bozeman (Asst. Coach), John Gunn, Rahim Lockhart, John Engstrom, Rod Barnes (Head Coach), Grant Pate (Admin. Asst.), Lemuel Jones (Grad. Admin. Aide), Jeffrey Moore (Trainer), Mike Vinson (Asst. Strength & Conditioning Coach), Brandon Beckett (Asst. Strength & Conditioning Coach), Amasico Rainer (Manager)



### 2007 SEC Western Division

Front Row (L to R): Brian Smith, Rodney Jones, Clarence Sanders, Bam Doyno, Todd Abernethy, Justin Cerasoli, Patrick Spach, Kiah Brown

Back Row (L to R): Will Poole, Kenny Williams, Andy Ogide, Xavier Hansbro, Dwayne Curtis, Jermy Parnell, Trey Hampton, Brandon Patterson, David Huertas

## CHAMPIONSHIP TEAMS



**2010 SEC Western Division**

Front Row (L to R): Michael Halford, Nick Williams, Terrico White, Chris Warren, Will Bogan, Trevor Gaskins, Logan Nutt  
 Back Row (L to R): Murphy Holloway, DeAngelo Riley, Kevin Cantinol, DeAundre Cranston, Reginald Buckner, Terrance Henry, Zach Graham, Eniel Polynice



**2013 SEC Tournament**

From left to right: (back row) Terry Brutus, Will Norman, Anthony Perez, Reginald Buckner, Murphy Holloway, Jason Carter, Demarco Cox, Aaron Jones; (front) Cade Peeper, Nick Williams, Martavious Newby, Derrick Millinghaus, LaDarius White, Jarvis Summers, Marshall Henderson



Players and coaches celebrate after knocking off the Florida Gators 66-63 to win the 2013 SEC Tournament Championship in Nashville and earn the Rebels' first NCAA Tournament bid under head coach Andy Kennedy.

**March 17, 2013**

Murphy Holloway scored 23 points and Marshall Henderson had 21 as Ole Miss knocked off Florida 66-63 in Nashville, Tenn., and won its first SEC Tournament title since 1981. The victory gave the Rebels their first NCAA tournament berth since 2002.

**March 24, 2013**

Marshall Henderson set the SEC record with his 138th made 3-pointer and broke the NCAA record with his 394th attempt.

**February 27, 2014**

Marshall Henderson set the SEC record with a 3-pointer in his 61st consecutive game, breaking Arkansas guard Pat Bradley's previous league mark of 60. Henderson finished his career with a 3-pointer in all 66 games.

**March 17, 2015**

Stefan Moody scored a team-high 26 points, as Ole Miss overcame a 17-point halftime deficit to knock off BYU 94-90 in the opening round of the NCAA Tournament in Dayton. The combined 184 points made it the highest scoring game of that year's tournament.

**January 7, 2016**

In their first home game of the 2019 calendar year, the Rebels opened up The Pavilion at Ole Miss in style with a 74-66 win over Alabama. Ole Miss protected its new floor by winning seven of the final nine home games of the season.

**March 21, 2017**

After helping Ole Miss knock off Monmouth and Syracuse on the road to secure a spot in the NIT Quarterfinals, Sebastian Saiz grabbed 15 boards in his final game as a Rebel to become just the seventh player in SEC history with 1,000 points, 1,000 rebounds and 100 blocked shots.

**March 15, 2018**

Kermit Davis was hired as the 22nd head coach in Ole Miss basketball history. After spending 16 seasons building Middle Tennessee into a mid-major powerhouse, the Mississippi native returned to his home state to lead the Rebels.

**2018-19**

Predicted to finish dead last in the SEC in the preseason polls, the Rebels exceeded expectations by finishing sixth in the conference and earning a trip back to the NCAA Tournament behind the highest scoring duo in the SEC (Breein Tyree, Terence Davis). In his first season as Ole Miss head coach, Kermit Davis was named SEC Coach of the Year.



Highlighting the season-long celebration of the “First 100 Years of Ole Miss Basketball” in 2008-09, Ole Miss athletics officials proudly announced on Feb. 12, 2009, the C Spire All-Century Team. The honorees were publically recognized during halftime of the Feb. 21 home game vs. Georgia.

The All-Century Team was selected following a vote of fans on OleMissSports.com and a committee of officials from the athletics department and the M-Club Alumni Chapter. The fans’ top 10 choices automatically qualified, and the remaining spots were chosen by the committee. The ballot included any Rebel that earned All-SEC honors or scored 1,000 or more points in his career, excluding current players, for a total of 41 nominees. Fans also had the opportunity to email write-in votes.

The All-Century Team was not divided by position or first, second or third team, as all 19 players hold the same rank on the squad.

The team includes all 13 Rebels that earned All-America honors in their career and the top nine scorers in school history at the time. The list also contains three Associated Press SEC Players of the Years (Denver Brackeen, 1955; Johnny Neumann, 1971; Ansu Sesay, 1998). While honored for their performances as players, the All-Century Team coincidentally includes three of the four winningest coaches in school history (B.L. “Country” Graham, 145 wins; Rod Barnes, 141; Cob Jarvis, 87).

**B.L. "Country" Graham (F, 1936-38)**

**Denver Brackeen (C, 1954-55)**

**Cob Jarvis (F/G, 1952-54)**

**Joe Gibbon (F, 1954-57)**

**Jack Waters (F/G, 1959-61)**

**Don Kessinger (G, 1962-64)**

**Johnny Neumann (F, 1971)**

**Coolidge Ball (F, 1972-74)**

**John Stroud (F, 1977-80)**

**Elston Turner (F/G, 1978-81)**

**Sean Tuohy (G, 1979-82)**

**Carlos Clark (G/F, 1980-83)**

**Rod Barnes (G, 1985-88)**

**Gerald Glass (F, 1989-90)**

**Joe Harvell (F, 1990-93)**

**Ansu Sesay (F, 1995-98)**

**Keith Carter (G, 1996-99)**

**Rahim Lockhart (F, 1998-2001)**

**Justin Reed (F, 2001-04)**




## ALL-AMERICANS



**ARY PHILLIPS**  
Guard, 1928


An All-Southern Conference guard on the Rebel basketball team, Ary Phillips played on the hard court with his twin brother, Cary, and was named to the Southern Conference All-Tournament team in 1928 after helping the Rebels claim the title.

Following the 1928 season, Phillips was named an All-America selection by Allan Gould who was the general sports editor of the Associated Press at the time and who named two All-America teams.



**B.L. "COUNTRY" GRAHAM**  
Center, 1938

B.L. "Country" Graham was Ole Miss' morden first basketball All-America selection. He was selected to the Helms Foundation All-America squad in 1938, his senior season. During his three letter seasons at Ole Miss, Graham set 35 Southeastern Conference scoring records and his 1,259 career points still stands as 15th on the Ole Miss career scoring chart. Most of his 1,259 points came from his patented hook shot, nicknamed "Country's Fadeaway." In his All-America season, Graham scored 575 points, an average of 17.9 points per game. Graham also earned three football letters for Ole Miss as an end. He went on to serve as head basketball coach for the Rebels from 1950-62. He was inducted into the Mississippi Sports Hall of Fame in 1963, and was named to the 1974 All-Time SEC Basketball Team by the Orlando (Fla.) Sentinel Star. Graham, who passed away in October of 2001, was a charter member of the Ole Miss Athletics Hall of Fame in 1986.



**DENVER BRACKEEN**  
Center, 1955

Denver Brackeen was named to the Helms Foundation second team All-America squad in 1955. He was a unanimous selection to the AP, UPI, and Coaches All-SEC teams. Brackeen also received the UPI SEC Player of the Year and AP SEC Most Valuable Player awards. His shot was named best in the conference by SEC players, and he was selected to the Collier's Magazine All-South team. Brackeen led the SEC in scoring (399 pts., SEC games only) and scoring average (27.2 ppg). Despite playing just two seasons at Ole Miss, his 1,040 career points is still 26th best in the history of the school. His 1955 scoring average of 27.2 points-per-game still stands as fourth best on the Ole Miss chart, and his 12.1 career rebounding average still stands first in Ole Miss history. Brackeen was selected in the second round of the NBA Draft by the New York Knickerbockers, where he played from 1956 to 1958. He was named one of the SEC's Living Legends at the league's 2001 tournament in Nashville, Tenn. Brackeen passed away in May 2006 at the age of 75.



**JOE GIBBON**  
Forward, 1957

Joe Gibbon was named to the 1957 Helms Athletic Foundation first team All-America squad, the UPI second and AP honorable mention All-America teams. His 32.5 point scoring average and 455 points in SEC games led the conference. He was only the second player in SEC history to average more than 30 ppg. Gibbon was named UPI, AP and Coaches All-SEC and voted Most Valuable SEC Player by the Atlanta Constitution players' poll. His 30.1 point average for the 1957 season is second in the Ole Miss season scoring record book and his 11.2 rpg average is second all-time. He averaged a double-double his final two seasons (22.2 ppg/10.0 rpg in 1955-56; 30.1 ppg/14.1 rpg in 1956-57). He was selected by the Boston Celtics in the 1957 NBA Draft, but as an All-SEC baseball player, Gibbon went on to play 13 seasons with four different MLB teams. He was honored as one of the SEC's "Living Legends" at the 2002 SEC Tournament in Atlanta.



**DON KESSINGER**  
Guard, 1964


Don Kessinger was a star on the court and on the diamond. He received All-America honors in both basketball and baseball in 1964, his senior season. Kessinger was also named to All-SEC squads for both sports in 1964 and in his sophomore and junior seasons, becoming the first Ole Miss sophomore to receive All-SEC recognition. During his stint on the hardwood, Kessinger set 18 Ole Miss scoring records. His 1,553 career points and 22.2 point scoring average still stand eighth and fourth best, respectively, in Ole Miss history. Kessinger was also the first Ole Miss player to score 500 points and average 20 ppg for three consecutive varsity seasons. After Ole Miss, Kessinger took his talents to baseball's major leagues, where he was a six-time All-Star. Following a 15-year professional baseball career, Kessinger returned to Ole Miss as the head baseball coach (1991-96). He served as the Associate Athletic Director for Internal Affairs at Ole Miss from 1996-2000 and has remained in Oxford as an agent for Kessinger Real Estate. He was honored as one of the SEC's "Living Legends" at the league's 2000 tournament in Atlanta.



**JOHNNY NEUMANN**  
Forward, 1971

In just one season as a Rebel, Johnny Neumann left his marks in the record books that might never be touched. Neumann was named to the 1971 Helms Athletic Foundation, the United Savings and National Association of Basketball Coaches (NABC) All-America teams. He received nearly every conference honor that season, including UPI and AP SEC Player of the Year and Coaches All-SEC. Neumann also earned NABC All-District first team distinction. Neumann holds the Ole Miss single-season scoring record with 923 points, and his name occupies the top four spots on the Rebel single-game scoring chart, with his 63-point performance against LSU topping the list. He is also first in field goals made and attempted for both a season and single game. Neumann also excelled off the court, receiving Academic All-America and SEC Honor Roll accolades. He left Ole Miss after the 1971 season to play for the ABA Memphis Tams. His professional career also included stints in Indiana, Los Angeles and Utah, while he has played or coached overseas continually since the late 1970's, most recently as a head coach in China and Japan.





**JOHN STROUD**  
Forward, 1979-80

As a forward, John Stroud earned AP All-America third team honors in 1980. He was also selected to the John Wooden Award and Citizens Savings Athletic Foundation All-America teams, and named SEC Player of the Year by the Tuscaloosa Tip-Off Club. Stroud was an AP All-America honorable mention selection in 1979 as well. He was named All-SEC first team and NABC All-District first team in 1979 and 1980. His 2,328 career points is the highest point total in Ole Miss history, and the third most in SEC history. Stroud led the SEC in scoring in 1979 and 1980 with 26.3 and 25.2 points per game, respectively. A first-round draft pick by the Houston Rockets in 1980, he was a member of the Houston team that played Boston in the 1981 NBA Finals. He served as head coach at East Mississippi in 1988, and then moved to Millsaps in 1990, where he coached from 1991-92 until 2002-03. At the 1999 SEC Tournament in Atlanta, Stroud was honored as one of the league's "Living Legends."



**ANSU SESAY**  
Forward, 1998


Ansu Sesay was a consensus All-American in 1998. He was named to the John R. Wooden All-America team, and also earned All-America honors from Associated Press (second team), Basketball Weekly (first team) and the Basketball Times, National Association of Basketball Coaches (NABC) and United States Basketball Writers (USBWA) Association's (second team). He was a finalist for both the John R. Wooden and Oscar Robertson Player of the Year awards. Sesay led the Rebels in scoring (18.6 ppg) and rebounding (7.6 rpg). Sesay is one of two Rebels to ever record 1,000 points, 600 rebounds and 200 assists in a career. He scored in double figures in the last 53 games of his career, while leading the Rebels to two-straight SEC Western Division titles. Prior to his senior year, Sesay won a gold medal with Team USA at the World University Games in Italy. He was selected by the Dallas Mavericks in the second round of the 1998 NBA Draft. In 2001-02, he was named the NBDL Player of the Year, before returning to the league for a three-year stint with the Seattle Sonics and a season with the Golden State Warriors. He went on to enjoy a five-year career in Europe.



**RAHIM LOCKHART**  
Forward, 2001


One of the most beloved players in recent memory, Rahim Lockhart capped a tremendous collegiate career at Ole Miss with his selection to the 2001 Basketball Times All-America third team. The Mendenhall, Miss., native also earned NABC All-District 4, USBWA All-District 6, All-SEC (AP and Coaches) and SEC All-Tournament Team honors his senior season. A member of the winningest senior class in Rebel history (88 wins), the 6-foot-8 forward scored 1,160 points (No. 18 on career chart) and 780 boards (No. 5). He posted 23 double-doubles in his career and is Ole Miss' all-time field goal percentage leader at 56.1 percent (474-of-845). A two-time member of the SEC Good Works Team, he played in four-straight postseasons (1998, 1999, 2001 NCAA; 2000 NIT) and led the 2000-01 Rebels to a school-record 27 victories and the program's first NCAA Tournament "Sweet Sixteen" appearance. In 2001-02, he played with the Greenville Groove of the NBDL and received All-NBDL honorable mention accolades. After working in the State of Mississippi's Attorney General's office, Lockhart joined the coaching ranks with stops at Madison Central High School, Jones County Junior College and Ole Miss.

**HONORABLE MENTION**  
**ALL-AMERICANS**




**JACK WATERS**  
Guard/Forward, 1969 & 1971

Jack Waters was named UPI All-America honorable mention as a sophomore and senior. He scored 1,384 points in three years with the Rebels while averaging 20.4 points his senior year. He posted an 18.6 scoring average as a sophomore, ranking third in the SEC that year.



**CARLOS CLARK**  
Forward, 1982

Carlos Clark had a magnificent four-year career for the Rebels from 1980-83, including being named Associated Press All-America honorable mention following the 1981-82 campaign. That season, the Somerville, Tenn., native averaged 21.1 points in helping Ole Miss to an 18-12 record.



**ROD BARNES**  
Guard, 1988

Rod Barnes was an All-America honorable mention pick by The Sporting News following his 1987-88 senior campaign. An All-SEC first team pick by the league's coaches, he finished third in the balloting for SEC Player of the Year after averaging 19.0 points and 4.2 rebounds with 112 assists.



**GERALD GLASS**  
Forward, 1989-90

Gerald Glass received All-America honorable mention honors in his only two seasons at Ole Miss. He finished his two-year career with 1,564 points, which puts him in ninth place at Ole Miss. His 26.1 point career scoring average is second on the Ole Miss single-season chart.



**KEITH CARTER**  
Guard, 1999

Keith Carter garnered 1999 AP All-America honorable mention status and finished his career strong in 1998-99, scoring 542 points and hitting 77 three-pointers, the fourth-highest season total in Rebel history. His 1,682 career points is seventh all-time.

## NATIONAL COACH OF THE YEAR

Rob Evans (College Hoops Insider) .....1997  
 Rod Barnes (Naismith-Atlanta Tipoff/Collegelnsider.com). 2001

## SEC COACH OF THE YEAR—AP/COACHES

Bob Weltlich (AP/Coaches/Rupp Cup) .....1980  
 Lee Hunt (AP/Coaches\*/Rupp Cup\*) .....1983  
 Rob Evans (AP) .....1997  
 Rod Barnes (AP/Coaches/Rupp Cup) .....2001  
 Andy Kennedy (AP) .....2007  
 Andy Kennedy (NBCSports.com) .....2013  
 Kermit Davis (AP/Coaches) .....2019  
 \* shared

## JOHN R. WOODEN AWARD/WOODEN ALL-AMERICA TEAM

John Stroud (Finalist) .....1980  
 Ansu Sesay (Finalist) .....1998

## OSCAR ROBERTSON TROPHY

Ansu Sesay (Finalist) .....1998

## HOWELL TROPHY

Marshall Henderson .....2013  
 Jarvis Summers .....2014  
 Stefan Moody .....2015, 2016  
 Sebastian Saiz .....2017

## NABC ALL-AMERICA

Johnny Neumann (Second Team) .....1971  
 Ansu Sesay (Second Team) .....1998

## USBWA ALL-AMERICA

Johnny Neumann .....1971  
 Ansu Sesay (Second Team) .....1998

## NABC ALL-DISTRICT

Cob Jarvis .....1953, 1954  
 Denver Brackeen .....1955  
 Joe Gibbon .....1957  
 Jack Waters (Second Team) .....1960, 1961  
 Don Kessinger (Third Team) .....1962  
 Don Kessinger (Second Team) .....1963, 1964  
 Johnny Neumann (First Team) .....1971  
 John Stroud (First Team) .....1979, 1980  
 Elston Turner (Second Team) .....1980  
 Elston Turner (First Team) .....1981  
 Carlos Clark (First Team) .....1982, 1983  
 Sean Touhy (Second Team) .....1982  
 Gerald Glass (First Team) .....1989, 1990  
 Joe Harvell (Second Team) .....1992, 1993  
 Ansu Sesay (First Team) .....1997, 1998  
 Keith Carter (First Team) .....1999  
 Rahim Lockhart (First Team) .....2001  
 Justin Reed (Second Team) .....2002, 2003  
 Aaron Harper (Second Team) .....2003  
 Justin Reed (First Team) .....2004  
 Dwayne Curtis (Second Team) .....2006  
 Todd Abernethy (Second Team) .....2007  
 Dwayne Curtis (Second Team) .....2008  
 David Huertas (Second Team) .....2009  
 Chris Warren (Second Team) .....2011  
 Marshall Henderson (Second Team) .....2013  
 Stefan Moody (First Team) .....2015, 2016  
 Breein Tyree (Second Team) .....2019  
 Breein Tyree (First Team) .....2020

## USBWA ALL-DISTRICT

Gerald Glass .....1989, 1990  
 Joe Harvell .....1990, 1991, 1992

## NATIONAL COACH OF THE YEAR SELECTIONS



Rob Evans  
1997



Rod Barnes  
2001

## SEC COACH OF THE YEAR



Bob Weltlich  
1980



Lee Hunt  
1983



Rob Evans  
1997



Rod Barnes  
2001




Andy Kennedy  
2007, 2013



Kermit Davis  
2019

Ansu Sesay .....1997, 1998  
 Keith Carter .....1999  
 Rahim Lockhart .....2001  
 Chris Warren .....2010, 2011  
 Marshall Henderson .....2013  
 Marshall Henderson .....2014  
 Stefan Moody .....2015, 2016  
 Breein Tyree .....2019, 2020



**Justin Reed is the only four-time All-SEC honoree in school history.**

## ALL-SEC TEAM 1933-1948\*

B.L. Graham (First Team) .....1938  
 Irving Keller (First Team) .....1939

\* From 1933-1948, the All-Tournament team served as the All-SEC team

## ASSOCIATED PRESS ALL-SEC

Cob Jarvis (First Team) .....1953, 1954  
 Denver Brackeen (Second Team) .....1954  
 Denver Brackeen (First Team) .....1955  
 Joe Gibbon (Second Team) .....1956  
 Joe Gibbon (First Team) .....1957  
 Carlton Garner (Third Team) .....1958  
 Jack Waters (Third Team) .....1959  
 Jack Waters (First Team) .....1960  
 Ivan Richmann (Third Team) .....1960  
 Jack Waters (Third Team) .....1961  
 Don Kessinger (Second Team) .....1962  
 Don Kessinger (First Team) .....1963, 1964  
 Mickey Williams (Honorable Mention) .....1966  
 Jerry Brawner (Honorable Mention) .....1967  
 Ken Turner (Honorable Mention) .....1968  
 Ken Turner (Third Team) .....1969  
 Ron Coleman (Second Team) .....1970  
 Johnny Neumann (First Team) .....1971  
 Coolidge Ball (Second Team) .....1972, 1973  
 Dave Shepherd (Third Team) .....1975  
 John Billips (Third Team) .....1977  
 John Stroud (First Team) .....1979, 1980  
 Sean Touhy (Second Team) .....1980  
 Elston Turner (Third Team) .....1980  
 Elston Turner (First Team) .....1981  
 Sean Touhy (Third Team) .....1981  
 Carlos Clark (First Team) .....1982, 1983  
 Roger Stieg (Third Team) .....1983  
 Eric Laird (Third Team) .....1984, 1985  
 Eric Smith (Third Team) .....1986  
 Rod Barnes (Second Team) .....1988  
 Charles Prater (Third Team) .....1988  
 Gerald Glass (First Team) .....1989, 1990  
 Joe Harvell (Third Team) .....1991  
 Joe Harvell (First Team) .....1992  
 Joe Harvell (Second Team) .....1993  
 Ansu Sesay (First Team) .....1997, 1998  
 Keith Carter (Second Team) .....1998  
 Keith Carter (First Team) .....1999  
 Jason Harrison (Third Team) .....2000, 2001  
 Rahim Lockhart (Second Team) .....2001  
 Justin Reed (Third Team) .....2001, 2002, 2003  
 Justin Reed (First Team) .....2004  
 Dwayne Curtis (Honorable Mention) .....2006  
 Clarence Sanders (Second Team) .....2007

Todd Abernethy (Honorable Mention) . . . . .	2007
Dwayne Curtis (Second Team) . . . . .	2008
David Huertas (Second Team) . . . . .	2009
Terrico White (Second Team) . . . . .	2009
Chris Warren (Second Team) . . . . .	2010
Chris Warren (First Team) . . . . .	2011
Murphy Holloway (Honorable Mention) . . . . .	2012
Marshall Henderson (Second Team) . . . . .	2013
Murphy Holloway (Second Team) . . . . .	2013
Marshall Henderson (Honorable Mention) . . . . .	2014
Jarvis Summers (Honorable Mention) . . . . .	2014
Stefan Moody (First Team) . . . . .	2015, 2016
Sebastian Saiz (First Team) . . . . .	2017
Terence Davis (Second Team) . . . . .	2019
Breein Tyree (Second Team) . . . . .	2019, 2020

**UPI ALL-SEC**

Jack Waters (Second Team) . . . . .	1959
Jack Waters (First Team) . . . . .	1960, 1961
Ron Coleman (Second Team) . . . . .	1970
Johnny Neumann (First Team) . . . . .	1971
Coolidge Ball (Third Team) . . . . .	1972, 1973, 1974
Dave Shepherd (Second Team) . . . . .	1975
John Stroud (First Team) . . . . .	1979, 1980
Elston Turner (Third Team) . . . . .	1980
Sean Touhy (Third Team) . . . . .	1980
Elston Turner (First Team) . . . . .	1981
Carlos Clark (First Team) . . . . .	1982, 1983
Sean Tuohy (Second Team) . . . . .	1982
Eric Laird (Third Team) . . . . .	1984
Eric Laird (Second Team) . . . . .	1985
Eric Smith (Third Team) . . . . .	1986
Rod Barnes (Third Team) . . . . .	1988
Gerald Glass (First Team) . . . . .	1989, 1990
Joe Harvell (Second Team) . . . . .	1991

*\* UPI discontinued naming All-SEC teams after 1990-91 season*

**COACHES' ALL-SEC**

Joe Gibbon (Second Team) . . . . .	1956
Joe Gibbon (First Team) . . . . .	1957
Jack Waters . . . . .	1960, 1961*
Donnie Kessinger . . . . .	1962, 1963, 1964*
Johnny Neumann . . . . .	1971*
Coolidge Ball . . . . .	1972, 1973*
John Stroud . . . . .	1978, 1979, 1980*
Elston Turner . . . . .	1981*
Carlos Clark . . . . .	1982*

Sean Touhy . . . . .	1982*
Carlos Clark . . . . .	1983*
Eric Laird . . . . .	1984*
Rod Barnes . . . . .	1988*
Gerald Glass . . . . .	1989, 1990*
Joe Harvell . . . . .	1992*
Joe Harvell (Second Team) . . . . .	1993
Ansu Sesay (First Team) . . . . .	1997, 1998
Keith Carter (First Team) . . . . .	1999
Rahim Lockhart (First Team) . . . . .	2001
Justin Reed (Second Team) . . . . .	2002
Justin Reed (First Team) . . . . .	2004
Todd Abernethy (Second Team) . . . . .	2007
Clarence Sanders (Second Team) . . . . .	2007
Dwayne Curtis (Second Team) . . . . .	2008
David Huertas (Second Team) . . . . .	2009
Terrico White (Second Team) . . . . .	2009
Chris Warren (Second Team) . . . . .	2010
Chris Warren (First Team) . . . . .	2011
Terrance Henry (Second Team) . . . . .	2012
Marshall Henderson (Second Team) . . . . .	2013
Murphy Holloway (Second Team) . . . . .	2013
Marshall Henderson (Second Team) . . . . .	2014
Jarvis Summers (Second Team) . . . . .	2014
Stefan Moody (First Team) . . . . .	2015, 2016
Sebastian Saiz (First Team) . . . . .	2017
Breein Tyree (First Team) . . . . .	2019, 2020

*\* Selections were not made on a first-team and second-team basis from 1958 to 1992*

**BLUE RIBBON ALL-SEC**

Marshall Henderson (First Team) . . . . .	2013
Murphy Holloway (First Team) . . . . .	2013

**SEC PLAYER OF THE YEAR**

Denver Brackeen (AP/UPI) . . . . .	1955
Johnny Neumann (AP/UPI) . . . . .	1971
Ansu Sesay (AP/Coaches) . . . . .	1998
Marshall Henderson (CBSSports.com) . . . . .	2013

**SEC FRESHMAN/NEWCOMER OF THE YEAR (AP/COACHES)**

Justin Reed (AP/Coaches) . . . . .	2001
Terrico White (AP/Coaches) . . . . .	2009
Marshall Henderson (AP) . . . . .	2013

**SEC SIXTH MAN OF THE YEAR (COACHES)**

Todd Abernethy (Coaches) . . . . .	2005
------------------------------------	------

**SEC ALL-DEFENSIVE TEAM (COACHES)**

Reginald Buckner . . . . .	2011
Reginald Buckner . . . . .	2012
Reginald Buckner . . . . .	2013

**SEC TOURNAMENT LEADING SCORER**

B.L. Graham (71 pts.) . . . . .	1938
Joe Harvell (57 pts.) . . . . .	1990
Marshall Henderson (71 pts.) . . . . .	2013

**ALL-SEC TOURNAMENT**

B.L. Graham (First Team) . . . . .	1938
Irving Keller (First Team) . . . . .	1939
John Stroud . . . . .	1979, 1980
Elston Turner . . . . .	1981
Sean Tuohy . . . . .	1981
Carlos Clark . . . . .	1982
Gerald Glass . . . . .	1990
Joe Harvell . . . . .	1990
Kevin Watkins . . . . .	1993
Ansu Sesay . . . . .	1997
Rahim Lockhart . . . . .	2001
Justin Reed . . . . .	2001
Reginald Buckner . . . . .	2013
Marshall Henderson . . . . .	2013
Murphy Holloway . . . . .	2013

**SEC TOURNAMENT MVP**

Marshall Henderson . . . . .	2013
------------------------------	------

**SEC ALL-FRESHMAN TEAM (COACHES)**


Tim Jumper* . . . . .	1988
Joe Harvell . . . . .	1990
Dondi Flemister . . . . .	1991
Anthony Boone . . . . .	1995
Keith Carter . . . . .	1996
Justin Reed* . . . . .	2001
Todd Abernethy . . . . .	2004
Trevor Gaskins . . . . .	2008
Chris Warren* . . . . .	2008
Terrico White* . . . . .	2009
Reginald Buckner . . . . .	2010

*\*Unanimous selection*


**FRESHMAN ALL-AMERICA**

Joe Harvell (3rd Team Basketball Weekly) . . . . .	1990
--	------


**SEC PLAYER OF THE YEAR SELECTIONS**



Denver Brackeen, 1955 (AP, UPI)



Johnny Neumann, 1971 (AP, UPI)



Ansu Sesay, 1998 (AP, Coaches)

Justin Reed (3rd Team Rivals.com) . . . . .	2001
Terrico White . . . . .	2009
(Collegelsider.com, 2nd Team CBSSports.com & Rivals.com, 3rd Team CollegeHoops.net)	

**SEC PLAYER OF THE WEEK**

Rod Barnes . . . . .	Feb. 18, 1988
Joe Harvell . . . . .	Feb. 24, 1992
David Johnson . . . . .	Jan. 24, 1994
Ansu Sesay . . . . .	Feb. 3, 1997
Ansu Sesay . . . . .	March 3, 1997
Ansu Sesay . . . . .	Dec. 1, 1997
Ansu Sesay . . . . .	Jan. 26, 1998
Michael White . . . . .	Feb. 16, 1998
Keith Carter . . . . .	Jan. 25, 1999
Justin Reed . . . . .	Dec. 10, 2001
Aaron Harper . . . . .	Jan. 27, 2003
Justin Reed . . . . .	Jan. 26, 2004
Todd Abernethy . . . . .	Nov. 15, 2004
Dwayne Curtis . . . . .	Jan. 9, 2006
Bam Doyne . . . . .	Nov. 27, 2006
Dwayne Curtis . . . . .	Dec. 17, 2007
Chris Warren . . . . .	March 8, 2010
Murphy Holloway . . . . .	Nov. 28, 2011
Terrance Henry . . . . .	Jan. 23, 2012
Murphy Holloway . . . . .	Nov. 26, 2012
Marshall Henderson . . . . .	Jan. 21, 2013
Stefan Moody . . . . .	Feb. 9, 2015
Stefan Moody . . . . .	Feb. 23, 2015
Sebastian Saiz . . . . .	Nov. 21, 2016
Terence Davis . . . . .	Jan. 23, 2017
Breein Tyree . . . . .	Jan. 7, 2019
Terence Davis . . . . .	Jan. 14, 2019
Breein Tyree . . . . .	Feb. 10, 2020

**SEC FRESHMAN OF THE WEEK**

Chris Warren . . . . .	Dec. 3, 2007
Chris Warren . . . . .	Dec. 24, 2007
Chris Warren . . . . .	Feb. 11, 2008
Murphy Holloway . . . . .	Dec. 29, 2008
Terrico White . . . . .	Jan. 19, 2009
Terrico White . . . . .	Feb. 2, 2009
Murphy Holloway . . . . .	Feb. 23, 2009
Terrico White . . . . .	March 9, 2009
Reginald Buckner . . . . .	Dec. 21, 2009
Jarvis Summers . . . . .	Dec. 5, 2011

**ACADEMIC ALL-AMERICA**

Johnny Neumann . . . . .	1971
Dave Shepherd . . . . .	1975
Jim Varner . . . . .	1977

**ACADEMIC ALL-DISTRICT**

Anthony Boone . . . . .	1996
Todd Abernethy . . . . .	2006 (First Team)
Todd Abernethy . . . . .	2007 (First Team)

**SEC ACADEMIC HONOR ROLL**

Bill White (Second Team) . . . . .	1962
Mel Edmonds (First Team) . . . . .	1963
Fred Stanley (Honorable Mention) . . . . .	1965
Tommy Williams (Honorable Mention) . . . . .	1968, 1969
Ron Coleman (First Team) . . . . .	1970
Johnny Neumann (First Team) . . . . .	1971
Steve Strickland (Second Team, Hon. Mention) . . . . .	1972, 1973
Buddy Rawlings (Second Team) . . . . .	1972
Danny Gunn (Second Team) . . . . .	1972
Tom Jordan (Second Team) . . . . .	1973
Dave Smith (Honorable Mention) . . . . .	1973
Dave Shepherd (Second Team, First Team) . . . . .	1974, 1975

Gary Yoder (Honorable Mention) . . . . .	1974
Bob Mahoney (Second Team) . . . . .	1975
Jim Varner (Second Team, First Team) . . . . .	1976, 1977
Sean Tuohy . . . . .	1979
Ken Coghlan . . . . .	1984
Steve Calhoun . . . . .	1986
Derek Horne . . . . .	1986
Keith Kessinger . . . . .	1987
Sean Murphy . . . . .	1988, 1989, 1990, 1991
Bo Allen . . . . .	1988
Tim Jumper . . . . .	1989, 1990, 1991
David Midlick . . . . .	1989, 1990, 1991
Marc Wilson . . . . .	1990, 1991
Edmond Fitzgerald . . . . .	1992, 1993, 1994
Juha Luhtanen . . . . .	1992, 1993
Anthony Boone . . . . .	1995, 1996, 1997
Hunter Carpenter . . . . .	1997, 1998, 1999
Michael White . . . . .	1998, 1999
John Engstrom . . . . .	1999, 2000, 2001, 2002
Justin Reed . . . . .	2003
Todd Abernethy . . . . .	2004, 2005, 2006, 2007
Will Poole . . . . .	2008
Ryan Brown . . . . .	2009
Will Bogan . . . . .	2009, 2010, 2011
Michael Halford . . . . .	2010
Donald Williams . . . . .	2011
Will Norman . . . . .	2012, 2013
Terry Brutus . . . . .	2013, 2015, 2016
Cade Peepor . . . . .	2013
Dwight Coleby . . . . .	2014, 2015
Aaron Jones . . . . .	2015
Jarvis Summers . . . . .	2015
LaDarius White . . . . .	2015
Jake Coddington . . . . .	2017
Lane Below . . . . .	2018
Dominik Olejniczak . . . . .	2018, 2019
D.C. Davis . . . . .	2019
John McBride . . . . .	2020
Luis Rodriguez . . . . .	2020

*\* First, second and honorable mention teams were selected from 1962-77*

**SEC COMMUNITY SERVICE TEAM**

Rahim Lockhart . . . . .	2000, 2001
Jason Harrison . . . . .	2002
Derrick Allen . . . . .	2003
Justin Reed . . . . .	2004
Kendrick Fox . . . . .	2005
Todd Abernethy . . . . .	2006, 2007
Dwayne Curtis . . . . .	2008
Eniel Polynice . . . . .	2009
Zach Graham . . . . .	2010, 2011
Nick Williams . . . . .	2012, 2013
Demarco Cox . . . . .	2014
Martavious Newby . . . . .	2015
Tomasz Gielo . . . . .	2016
Sebastian Saiz . . . . .	2017
Terence Davis . . . . .	2018, 2019
Franco Miller Jr. . . . .	2020

**SEC BASKETBALL LEGENDS**

John Stroud . . . . .	1999
Don Kessinger . . . . .	2000
Denver Brackeen . . . . .	2001
Joe Gibbon . . . . .	2002
Carlos Clark . . . . .	2003
Gerald Glass . . . . .	2004
Coolidge Ball . . . . .	2005
Sean Tuohy . . . . .	2006
Elston Turner . . . . .	2007

Joe Harvell . . . . .	2008
Keith Carter . . . . .	2009
Cob Jarvis . . . . .	2010
Bob Weltlich . . . . .	2011
Jack Waters . . . . .	2012
Rahim Lockhart . . . . .	2013
Ansu Sesay . . . . .	2014
B.L. Graham . . . . .	2015
Johnny Neumann . . . . .	2016
Jason Harrison . . . . .	2017
Rob Evans . . . . .	2018
Justin Reed . . . . .	2019
Eric Laird . . . . .	2020

**SEC BUSINESS HALL OF FAME**

John Stroud . . . . .	2007
-----------------------	------

**MISSISSIPPI SPORTS HALL OF FAME**

Frank M. (Bruiser) Kinard . . . . .	1961
B.L. (Country) Graham . . . . .	1963
James E. (Buster) Poole . . . . .	1964
George Barney Poole . . . . .	1965
John A. (Junie) Hovious . . . . .	1967
Ray S. Poole . . . . .	1968
Claude M. (Tad) Smith . . . . .	1969
Parker Hall . . . . .	1970
Joe Gibbon . . . . .	1979
Denver Brackeen . . . . .	1982
Don Kessinger . . . . .	1984
J.W. (Wobble) Davidson . . . . .	1986
Coolidge Ball . . . . .	2008
John Stroud . . . . .	2009
Eddie Crawford . . . . .	2012
Gerald Glass . . . . .	2013

**OLE MISS ATHLETICS HALL OF FAME**

William Webster (Webb) Burke (Charter Member) . . . . .	1986
Chester H. Curtis (Charter Member) . . . . .	1986
Kirk England Haynes (Charter Member) . . . . .	1986
B.L. (Country) Graham (Charter Member) . . . . .	1986
Frank M. (Bruiser) Kinard (Charter Member) . . . . .	1986
James E. (Buster) Poole (Charter Member) . . . . .	1986
Robert I. Schwartz (Charter Member) . . . . .	1986
Claude M. (Tad) Smith (Charter Member) . . . . .	1986
J.W. (Wobble) Davidson . . . . .	1987
Parker Hall . . . . .	1987
John A. (Junie) Hovious . . . . .	1987
George Barney Poole . . . . .	1987
Ray S. Poole . . . . .	1987
Billy Sam . . . . .	1987
Charlie Denver Brackeen . . . . .	1988
Edward S. (Eddie) Crawford . . . . .	1988
Joe Gibbon . . . . .	1988
Robert (Cob) Jarvis . . . . .	1988
Don Kessinger . . . . .	1989
Jack Waters . . . . .	1990
Coolidge Ball . . . . .	1991
Farley Salmon . . . . .	1993
John Stroud . . . . .	1995
John Montgomery . . . . .	1997
Sean Tuohy . . . . .	1998
Elston Turner . . . . .	2000
Carlos Clark . . . . .	2001
Gerald Glass . . . . .	2002
Ary Phillips . . . . .	2008
Ansu Sesay . . . . .	2010
Rod Barnes . . . . .	2011
Keith Carer . . . . .	2012
Johnny Neumann . . . . .	2015
Rahim Lockhart . . . . .	2018

- 00** Jermey Parnell, F . . . . . 2008
- 1** Aaron Harper, G/F . . . . . 2003-04  
Terrance Henry, F . . . . . 2009-12  
Martavious Newby, G . . . . . 2012-16  
Brian Smith, G . . . . . 2005
- 2** Reginald Buckner, F . . . . . 2010-13
- 3** Will Bogan, G . . . . . 2009-11  
Terence Davis, G . . . . . 2016-19  
Jason Flanigan, G . . . . . 1998-99  
Junie Hovious, G . . . . . 1940-42  
John Jackson, F . . . . . 1995-96  
Marvin Moore, F . . . . . 2004-05  
Brian Smith, G . . . . . 2006-08  
Kevin Watkins, G . . . . . 1992-93
- 4** Demarco Cox, C . . . . . 2010-13  
Kendrick Fox, F/G . . . . . 2002-05  
Gerald Glass, F . . . . . 1989-90  
Breein Tyree, G . . . . . 2017-20  
Jason Smith, F . . . . . 1996-99
- 5** Aaron Harper, G/F . . . . . 2001-02  
Eric Laird, G/F . . . . . 1984-85  
Dundreous Nelson, G . . . . . 2011-12  
Ansu Sesay, F . . . . . 1995-98
- 10** Todd Abernethy, G . . . . . 2004-07  
Cedric Brim, G . . . . . 1992  
LaDarius White, G . . . . . 2011-14
- 11** Cedric Brim, G . . . . . 1993-95  
Joezon Darby, G . . . . . 1996-98  
Cecil Dowell, G . . . . . 1980-81, 83-84  
Jason Harrison, G . . . . . 2000-02  
Henry Jackson, G . . . . . 1976-79  
Londrick Nolen, F . . . . . 2005-06  
Sebastian Saiz, F . . . . . 2014-17  
Dave Shepherd, G . . . . . 1974-75
- 12** Ronnie Aldy, G . . . . . 1967-68  
Rod Barnes, G . . . . . 1985-88  
Jason Harrison, G . . . . . 1999  
Justin Johnson, G . . . . . 2002-05  
David Rhodes, G . . . . . 1971-73  
Clarence Sanders, G . . . . . 2006-07  
Sean Tuohy, G . . . . . 1979-82

- Chris Warren, G . . . . . 2008-11
- 13** Dondi Flemister, G . . . . . 1991  
Anthony Perez, F . . . . . 2012-16  
Johnnie Rogers, F . . . . . 1997-98  
Sebastian Saiz, F . . . . . 2014-17
- 14** David Johnson, G . . . . . 1994-95  
Larry Martindale, G . . . . . 1966-68  
Johnny Neumann, G/F . . . . . 1971  
Eniel Polynice, G . . . . . 2007-10  
Ray Poole, G/C . . . . . 1942, 46-47
- 15** Ervin Garnes, G/F . . . . . 1994-96  
David Sanders, G . . . . . 2001-03
- 16** Joe Gibbon, F . . . . . 1954-57  
Jack Marshall, F . . . . . 1946-50
- 20** Walter Actwood, F . . . . . 1974-77  
Bam Doyne, G . . . . . 2004-07  
Nick Williams, G . . . . . 2011-13
- 21** Fred Cox, C . . . . . 1972-74  
Dondi Flemister, G . . . . . 1992-93  
Sean Murphy, C . . . . . 1988-91  
Cavadas Nunnery, G . . . . . 2002-05  
Curtis Ritchwood, F . . . . . 1985-86  
Charlie Ward, F . . . . . 1968  
Malcolm White, F . . . . . 2008-09
- 22** Ronnie Aldy, G . . . . . 1966  
Bill Bolton, C . . . . . 1961-63  
Denver Brackeen, C . . . . . 1954-55  
Carlos Clark, G/F . . . . . 1980-83  
Jason Flanigan, G . . . . . 2000-01  
Marshall Henderson, G . . . . . 2012-14  
Tom Jordan, G . . . . . 1972-74  
Tim Jumper, G . . . . . 1988-91  
Ivan Richmann, C . . . . . 1958-60  
Michael White, G . . . . . 1996-99
- 23** Reginald Buckner . . . . . 2010-13  
Ron Coleman, G . . . . . 1968-70  
Trevor Gaskins, G . . . . . 2008-11  
Don Kessinger, G . . . . . 1962-64  
Justin Reed, F . . . . . 2001-04



**#4 Jason Smith slams it down for two of his 1,286 career points.**

- 24** Coolidge Ball, F . . . . . 1972-74  
Joe Harvell, F . . . . . 1990-93  
Marcus Hicks, F . . . . . 1999-2000  
Eric Laird, G/F . . . . . 1982-84  
Ken Turner, F . . . . . 1967-69  
Bill White, F . . . . . 1960-62  
Terrico White, G . . . . . 2009-10
- 25** Sterling Ainsworth, C . . . . . 1960-62  
Charlie Ward, F . . . . . 1969-70  
Eugene Harris, F . . . . . 1976-77  
LaTaryl Williams, G . . . . . 1999-2000
- 27** Ken Robbins . . . . . 1951-52
- 31** Joe Ayers, F . . . . . 1984-87  
Murphy Holloway, F . . . . . 2009-13
- 32** Zach Graham, G . . . . . 2008-11  
Dean Hudson, G . . . . . 1973-74  
Jermey Parnell, F/C . . . . . 2005-07  
Michael Partridge, F . . . . . 1982-83  
Jarvis Summers, G . . . . . 2001-14  
Emmanuel Wade, G . . . . . 2000-03
- 33** Duaine Boucher, F . . . . . 1970-72  
Keith Carter, G . . . . . 1996-99  
David Huertas, G . . . . . 2008-09  
Elston Turner, F . . . . . 1978-81
- 34** John Billips, F/G . . . . . 1976-77  
Louis Griffin, F/C . . . . . 1958-60  
Derek Horne, F/C . . . . . 1983-86  
Cob Jarvis, F/G . . . . . 1952-54  
Aaron Jones, F . . . . . 2011-14  
Bob Mahoney, G . . . . . 1973-75  
Charles Prater, G . . . . . 1987-88
- 35** Eddie Dunn, G . . . . . 1964-66  
Ronnie Sims, C . . . . . 1986-87  
Jack Waters, F . . . . . 1959-61
- 40** Derrick Allen, F . . . . . 2002-03
- 41** \*Anthony Boone, F . . . . . 1995-98  
Chuck Burhorn, F . . . . . 1966-67
- 42** Tom Butler, F/C . . . . . 1968-70  
Mel Edmonds, G . . . . . 1961-63  
Jarrell Evans, F . . . . . 1993-94  
Stefan Moody, G . . . . . 2014-16  
Eric Smith, F . . . . . 1986-87  
Fred Stanley, F . . . . . 1965  
John Stroud, F . . . . . 1977-80  
Herb Wright, F . . . . . 1975-76
- 43** Tim Thomas, C . . . . . 1979-82
- 44** Jerry Brawner, C . . . . . 1967-69  
Dwayne Curtis, C . . . . . 2006-08  
David Dean, C . . . . . 1993-94  
Tommie Eddie, F . . . . . 2004-05  
Danny Gunn, G/F . . . . . 1971-73  
Joe Kyles, G . . . . . 1975-77  
Rahim Lockhart, F . . . . . 1998-2001
- 50** Kenny Williams, F . . . . . 2007-08
- 52** DeAundre Cranston, F . . . . . 2009-10  
Roger Stieg, C . . . . . 1980-83
- 55** J.J. Sims, F . . . . . 1993-95  
Patrick Eddie, F . . . . . 1990-91

\* Jersey number is retired



**#12 Clarence Sanders celebrates the Rebels' 2007 SEC West Championship.**

The following is a list of former Ole Miss basketball players who have played professionally (NBA, ABA, CBA, IBL, ABA 2000, WBL, WBA, WCPBL, or overseas). The list includes the year and round they were drafted followed by the teams they played for and the season(s).

**Todd Abernethy** -- Holland, 2007-08; Latvia, 2008-09, 2011-12; Estonia, 2009-10; Ukraine 2010-11; Poland 2012-13  
**Derrick Allen** -- Iceland, 2003-04; Germany, 2004-05, 2005-06, 2006-07-Top League Scorer, 2007-08, 2008-09, 2009-10; 2010-11-All-Star, 2011-12; Belgium, 2012-13; Germany, 2013-14, 2014-15, 2015-16, 2016-17, 2017-18, 2018-19  
**John Billups** -- Drafted 5th Round, Denver (NBA), 1977; Denver Nuggets, 1977-78  
**Denver Brackeen** -- Drafted 5th Round, New York (NBA), 1955; New York Knicks, 1955-56-1957-58  
**Reginald Buckner** -- Denver Nuggets (NBA), 2013, Iowa Energy/Santa Cruz Warriors (NBA D-League), 2013-14; Mexico, 2014-15; Israel, 2015-16, 2016-17; Puerto Rico, 2016-17; Argentina, Israel, 2017-18; Puerto Rico, 2018-19, 2019-20; Japan 2020-21  
**Deandre Burnett** -- United Kingdom, 2018-19  
**Keith Carter** -- New Mexico Slam (IBL), 1999-2000, 2000-01; Memphis Houn'Dawgs (ABA 2000), 2000-01; Italy, 2001-02, 2002-03, 2003-04, 2004-05, 2005-06, 2006-07, 2007-08  
**Carlos Clark** -- Drafted 4th Round, Boston (NBA), 1983; Boston Celtics, 1983-84, 1984-85; LaCrosse Catbirds (CBA), 1985-86; Calgary (WBL), 1987-88-All-League; Belgium, 1988-89, 1990-91, 1991-92, 1992-93, 1993-94, 1994-95, 1995-96, 1996-97, 1997-98, 1998-99  
**Ron Coleman** -- Drafted 11th Round, Memphis (ABA), 1970; Memphis Tams (ABA), 1970-71  
**DeAndre Cranston** -- Uruguay, 2010-11; England, 2011-12  
**Markel Crawford** -- Memphis Hustle (NBA G-League), 2018-19; New York Knicks (Summer League), 2019-20  
**Dwayne Curtis** -- Romania, 2008, 2008-09; Turkey, 2009-10; Spain, 2010-11; France, 2010-11, 2011-12; Uruguay, 2012-13, 2013-14, 2014-15, 2015-16; Venezuela, 2016; Uruguay, 2018-19  
**Joezon Darby** -- Israel, 1998  
**D.C. Davis** -- Ireland, 2019-20  
**Terence Davis** -- Toronto Raptors (NBA), 2019-20, 2020-21  
**David Dean** -- Panama, 2000  
**Bam Doyno** -- Hungary, 2007-08, 2008-09, 2009-10-All-Star, 2010-11-All-Star, 2011-12-All-Star; France, 2010-11; Hungary, 2011-12  
**Patrick Eddie** -- Free Agent, New York (NBA), 1991; New York Knicks, 1991-92  
**Tommy Eddie** -- Strong Island Sound (ABA), 2006-07; Portugal, 2007-08-MVP, 2009-10, 2010-11-All-Star; England, 2008-09; Uruguay, 2011-12; Angola, 2012-13; Uruguay, 2013-14; Argentina 2014-15; Uruguay 2015-2016  
**Jason Flanigan** -- Memphis Houn'Dawgs (ABA 2000), 2001  
**Kendrick Fox** -- Gulf Coast Bandits (WBA), 2005  
**Justas Furmanavicius** -- Greece, 2018-19; Lithuania, 2019-20, 2020-21  
**Trevor Gaskins** -- Cyprus, 2013; Columbia, 2014; Argentina 2015-16; Puerto Rico, 2016; Panama, 2017; Israel, 2017-18; Panama, 2018-19; Argentina, 2019-20, 2020-21  
**Joe Gibbon** -- Drafted 9th Round, Boston (NBA), 1957  
**Tomaz Gielo** -- Spain, 2016-17, 2017-18, 2018-19, 2019-20, 2020-21  
**Gerald Glass** -- Drafted 1st Round, Minnesota (NBA), 1990; Minn. Timberwolves, 1990-92; Detroit Pistons (NBA), 1992-93; New Jersey Nets (NBA), 1995-96; Charlotte Hornets (NBA), 1995-96; Israel, 1998  
**Zach Graham** -- Reno Bighorns (NBA D-League), 2011-12; Philippines, 2012; Turkey, 2012-13; Philippines, 2013; Mexico 2014-15; Spain 2015-16; Venezuela, 2016-17, 2017-18; Israel, 2017-18; Brazil, 2018-19, 2019-20; Mexico, 2020-21  
**John Gunn** -- Mississippi Hardhats (WBA), 2004  
**Aaron Harper** -- Drafted 2nd Round, Gary Steelheads (CBA), 2004; Venezuela, 2004-05-All-Star, 2008; France, 2005, 2006-All-Star, 2008-09; Ukraine, 2006-07; Bulgaria, 2009-10-Top League Scorer/Import of the Year, 2010-11-Top League Scorer/MVP, 2011-12-Top League Scorer/Guard of the Year, Lebanon, 2012-13, 2014-15; Venezuela, 2013, 2014; Lebanon, 2015-16; Argentina, 2017-18; Ecuador, 2018-19; Mexico, 2019-20; Puerto Rico, 2020-21  
**Jason Harrison** -- Arkansas RimRockets (NBDL), 2004-05  
**Joe Harvell** -- Drafted 3rd Round, Yakima (CBA), 1993; Spain, 1993-94, 1994-95, 1995-96; Italy, 1996-97; Argentina, 1997, 1998; Israel, 1999  
**Marshall Henderson** -- Italy, 2014; Qatar, 2014; Sacramento (NBA), 2015; Reno (NBADL), 2015; Italy, 2016-17  
**Terrence Henry** -- France, 2012-13; Fort Wayne Mad Ants (NBA D-League), 2013; France, 2014; Cyprus 2015-16; Belgium, 2016-17; Switzerland, 2017-18; Belgium, 2018-19  
**Marcus Hicks** -- Siouxland Bombers (IBL), 2000-01, IBL Rookie of the Year; Memphis Houn'Dawgs (ABA 2000), 2000-01; Korea, 2001-02, 2002-03; France, 2003-04; North Mississippi Tornados (WBA), 2006  
**Murphy Holloway** -- Turkey, 2013-14; Italy, 2014-15; France, 2015-16; Israel, 2016-17, 2017-18; South Korea, 2018-19, 2019-20  
**David Huertas** -- Puerto Rico, 2009, 2010, 2011, 2012-All-Star; France, 2009-10; Greece, 2010-11; Argentina, 2012-13; Puerto Rico, 2013, Mexico, 2014-15; Puerto Rico, 2015-16; Israel, 2016-17; Puerto Rico, 2017; Mexico 2018-19, Mexico, 2019-20, 2020-21  
**Marcus Hymon** -- Australia, 2019-20  
**John Jackson** -- Dominican Republic  
**Cob Jarvis** -- Drafted 8th Round, New York (NBA), 1954; New York Knicks, 1954-61  
**Justin Johnson** -- Fayetteville Patriots (NBDL), 2005-06; Fresno/Hollywood (ABA), 2007; Qatar, 2007-08; Iraq, 2008-09; Santa Barbara Breakers (WCPBL), 2008, 2009; Newport Beach Surf (WCPBL), 2010; Quebec Kebs (PBL), 2010-11  
**Aaron Jones** -- Germany, 2015-16; Bulgaria, 2016-17; Finland, 2017-18; Israel, 2018-19; Germany, 2019-20; Spain 2020-21  
**Eric Laird** -- Tampa Bay Thrillers (CBA), 1985-86  
**Rahim Lockhart** -- Greenville Groove (NBDL), 2001-02, All-NBDL honorable mention  
**Stefan Moody** -- Turkey, 2016-17; Greece, 2017-18; Belarus, 2018-19; Venezuela, 2019-20; Hungary, 2020-21  
**Johnny Neumann** -- Free Agent, Memphis Tams (ABA), 1971; Memphis Tams (ABA), 1971-73; Memphis/Utah (ABA), 1973-74; Virginia/Indiana Pacers (ABA), 1974-75; Virginia/Kentucky (ABA), 1975-76; Buffalo/Los Angeles (ABA), 1976-77; Indiana Pacers (NBA), 1977-78  
**Londrick Nolen** -- Uruguay, 2006, 2007  
**Cavadas Nunnery** -- West Virginia Wild (IBL), 2006  
**Anthony Perez** -- Mexico, 2016-17; Venezuela, 2017, 2018, 2020  
**Eniel Polynice** -- Los Angeles D-Fenders (NBA D-League), 2011-12; Dominican Republic, 2012; Mexico, 2012; Mexico, 2013; Argentina, 2014; Puerto Rico, 2015; France, 2016-17; Argentina, 2018  
**Justin Reed** -- Drafted 2nd Round, Boston (NBA), 2004; Boston Celtics, 2004-05; Minnesota Timberwolves (NBA), 2005-06, 2006-07; Houston Rockets (NBA), 2007; Austin Toros (NBA D-League), 2007; Bakersfield Jam (D-League), 2008-09  
**M.J. Rhett** -- Italy, 2015; Kosovo, 2016-17; Brazil, 2017-18; Taiwan, 2018-19; Croatia, 2019-20; Poland, 2020-21  
**Sebastian Saiz** -- Spain, 2017-18, 2018-19; Japan, 2019-20, 2020-21  
**Clarence Sanders** -- Drafted 7th Round, Anaheim Arsenal (NBA D-League), 2007  
**Ansu Sesay** -- Drafted 2nd Round, Dallas (NBA), 1998; Rockford Lightning (CBA), 1999-2000; Philippines, 2000-Best Import Award; Quad City Thunder (CBA), 2000-01; Free Agent, Los Angeles Clippers (NBA), 2001; Greenville Groove (NBDL), 2001-02, NBDL Player of the Year, All-NBDL first team; Seattle Sonics (NBA), 2001-02, 2002-03, 2003-04; Golden State Warriors (NBA), 2004-05; Italy, 2005-06, 2006-07, 2007-08; Germany, 2008-09; France, 2009-10  
**Steadman Short** -- Uruguay, 2012-13  
**Jason Smith** -- Iceland, 1999-2000, 2000-01, 2001-02, 2002-03; Romania, 2007-08, 2009-10; Tupelo Rock-N-Rollers (WBA), 2008-09  
**Terence Smith** -- Germany, 2016-17, 2017-18  
**Bruce Stevens** -- Lebanon, 2019-20  
**Roger Stieg** -- Drafted 5th Round, Indiana (NBA), 1983; Indiana Pacers, 1983-84 -1984-85  
**John Stroud** -- Drafted 2nd Round, Houston (NBA), 1980; Houston Rockets, 1980-81  
**Jarvis Summers** -- Slovakia, 2016-17; Malaysia, 2019-20; Mexico, 2020-21



**Terence Davis**



**Justin Reed**  
First SEC player taken in 2004 NBA Draft




**Ansu Sesay**



**Elston Turner**  
NBA Player and Assistant Coach



**Gerald Glass**



**Carlos Clark**

**Sean Tuohy** -- Drafted 10th Round, New Jersey Nets (NBA), 1982  
**Elston Turner** -- Drafted 2nd Round, Dallas (NBA), 1981; Dallas Mavericks, 1981-83; Denver Nuggets (NBA), 1985-86; Chicago Bulls (NBA), 1986-88; Denver Nuggets (NBA), 1988-89; Assistant Coach, Portland Trailblazers (NBA), 1996-97, 1997-98, 1998-99, 1999-2000; Assistant Coach, Sacramento Kings (NBA), 2000-01, 2001-02, 2002-03, 2003-04, 2004-05, 2005-06; Assistant Coach, Houston Rockets (NBA), 2007-08, 2008-09, 2009-10, 2010-11; Assistant Coach, Phoenix Suns (NBA), 2011-13; Assistant Coach, NBA All-Star Game, 2001, 2003; Assistant Coach, Memphis Grizzlies (NBA), 2013-14, 14-15; Assistant Coach, Sacramento Kings (NBA), 2016-17, 2017-18, 2018-19; Assistant Coach, Houston Rockets (NBA), 2019-20, 2020-21  
**Chris Warren** -- Australia, 2011-12; France 2012-13; Turkey, 2013-14, 2014-15; Greece, 2015-16; France, 2016-17, Turkey, 2017; Germany 2018-19; Turkey, 2019-20; France, 2020-21  
**Jack Waters** -- Drafted 10th Round, Cincinnati (NBA), 1961; Kansas City Steers (ABL), 1961-64  
**LaDarius White** -- Slovakia, 2016-17  
**Michael White** -- New Mexico Slam (IBL), 1999-2000; England, 2000  
**Terrico White** -- Drafted 2nd Round, Detroit (NBA), 2010; Detroit Pistons, 2010-11 (inj.); Idaho Stampede (NBA D-League), 2011-12; Phoenix (NBA) 2015; Serbia, 2012-13; Israel, 2013-14; Russia, 2014-15; South Korea, 2016-17, 2017-18; Australia, 2018-19, 2019-20; Puerto Rico, 2020-21  
**Kenny Williams** -- Germany, 2008-09, 2009-10, 2010-11  
**LaTaryl Williams** -- Memphis Houn'Dawgs (ABA 2000), 2000-01; Finland, 2001-02, 2002-03,

**1958-59 (7-17)**

G - Jamie Howell (5-10, Jr.) 6.9 ppg, 3.4 rpg  
G - Jim Tom Atherton (6-2, Sr.) 8.2 ppg, 2.7 rpg  
C - Ivan Richmann (6-7, Jr.) 16.0 ppg, 9.0 rpg  
F - Jack Waters (6-4, So.) 18.6 ppg, 7.2 rpg  
F - Louis Griffin (6-7, Jr.) 10.3 ppg, 9.6 rpg

**TOP SUBS**

F/G - Larry Wagster (6-2, So.) 6.7 ppg, 2.8 rpg  
G - Garnie Hatch (6-2, Sr.) 4.6 ppg, 3.9 rpg  
F/C - Tom Washington (6-5, So.) 1.8 ppg, 1.9 rpg

**1959-60 (15-9)**

G - Jack Waters (6-4, Jr.) 19.5 ppg, 6.5 rpg  
G - John King (6-2, Sr.) 6.0 ppg, 2.5 rpg  
C - Ivan Richmann (6-7, Sr.) 14.8 ppg, 10.4 rpg  
F - Louis Griffin (6-7, Sr.) 4.8 ppg, 4.6 rpg  
F - Bill White (6-5, So.) 8.0 ppg, 7.1 rpg

**TOP SUBS**

C - Sterling Ainsworth (6-7, So.) 12.8 ppg, 7.0 rpg  
G - Larry Wagster (6-2, Jr.) 4.1 ppg, 2.0 rpg  
G - Jamie Howell (5-10, Sr.) 3.3 ppg, 2.1 rpg

**1960-61 (10-14)**

G - Mel Edmonds (6-0, So.) 8.8 ppg, 3.7 rpg  
G - El Edmonds (6-0, So.) 4.6 ppg, 2.7 rpg  
C - Sterling Ainsworth (6-7, Jr.) 13.3 ppg, 10.1 rpg  
F - Jack Waters (6-4, Sr.) 20.4 ppg, 7.7 rpg  
F - Bill White (6-5, Jr.) 10.8 ppg, 8.0 rpg

**TOP SUBS**

G - Larry Wagster (6-2, Sr.) 4.5 ppg, 2.8 rpg  
C - Bill Bolton (6-5, So.) 1.7 ppg, 3.6 rpg  
F - Bobby McCarley (6-4, Jr.) 4.5 ppg, 2.0 rpg

**1961-62 (12-13)**

G - Donnie Kessinger (6-1, So.) 21.4 ppg, 5.4 rpg  
G - Mel Edmonds (6-0, Sr.) 12.4 ppg, 4.3 rpg  
C - Sterling Ainsworth (6-7, Sr.) 14.9 ppg, 6.6 rpg  
F - Bill White (6-5, Sr.) 10.8 ppg, 8.9 rpg  
F - Bill Bolton (6-6, Jr.) 5.8 ppg, 6.2 rpg

**TOP SUBS**

C - Ron Davidson (6-7, So.) 3.3 ppg, 3.7 rpg  
F - Bobby McCarley (6-4, Sr.) 2.6 ppg, 2.3 rpg  
G - Tommy Farley (6-1, Sr.) 1.9 ppg, 1.1 rpg

**1962-63 (7-17)**

G - Donnie Kessinger (6-1, Jr.) 21.8 ppg, 4.7 rpg  
G - Mel Edmonds (6-0, Sr.) 18.5 ppg, 3.9 rpg  
C - Bill Bolton (6-6, Sr.) 10.6 ppg, 10.1 rpg  
F - Ron Davidson (6-7, Jr.) 3.5 ppg, 4.3 rpg  
F - El Edmonds (6-0, Sr.) 3.2 ppg, 2.76 rpg

**TOP SUBS**

F - Harry Johnston (6-1, Jr.) 7.8 ppg, 4.4 rpg  
F - Bob Kreilein (6-4, So.) 4.1 ppg, 3.9 rpg  
F - Hardy Graham (6-5, Jr.) 2.5 ppg, 3.3 rpg

**1963-64 (10-12)**

G - Donnie Kessinger (6-1, Sr.) 23.5 ppg, 6.0 rpg  
G - Glenn Lusk (6-2, So.) 13.5 ppg, 4.5 rpg  
C - Ron Davidson (6-6, Sr.) 14.9 ppg, 8.7 rpg  
F - Bob Kreilein (6-4, Jr.) 4.8 ppg, 5.2 rpg  
F - Ronald Steinhart (6-2, Jr.) 7.3 ppg, 4.9 rpg

**TOP SUBS**

G - Spencer Schreiter (6-1, So.) 0.8 ppg, 1.5 rpg  
G - Eddie Dunn (6-0, So.) 4.9 ppg, 1.9 rpg  
F - Jim Bobe (6-4, So.) 4.2 ppg, 3.3 rpg

**1964-65 (4-21)**

G - Ed Dunn (5-11, Jr.) 10.9 ppg, 2.7 rpg  
G - Jim Robbins (6-2, Jr.) 8.8 ppg, 4.9 rpg  
C - Fred Stanley (6-5, Jr.) 10.4 ppg, 4.9 rpg  
F - Bob Kreilein (6-4, Sr.) 4.1 ppg, 3.3 rpg  
F - Jim Bobe (6-4, Jr.) 6.4 ppg, 3.5 rpg

**TOP SUBS**

F - Ronald Steinhart (6-2, Sr.) 6.7 ppg, 4.3 rpg  
C - John Partridge (6-6, Jr.) 4.3 ppg, 2.3 rpg  
F - Dick Megginson (6-4, So.) 5.9 ppg, 3.4 rpg

**1965-66 (5-18)**

G - Larry Martindale (6-0, So.) 8.2 ppg, 2.9 rpg  
G - Glenn Lusk (6-2, Sr.) 4.1 ppg, 2.1 rpg  
C - Charles Burhorn (6-6, Jr.) 11.8 ppg, 8.0 rpg  
F - Mickey Williams (6-3, Sr.) 12.1 ppg, 9.0 rpg  
G - Eddie Dunn (5-11, Sr.) 8.6 ppg, 2.5 rpg

**TOP SUBS**

F/G - Jim Moran (6-4, So.) 6.9 ppg, 3.0 rpg  
F - John Partridge (6-6, Sr.) 2.4 ppg, 2.5 rpg  
F - Ronnie Wall (6-4, So.) 4.8 ppg, 2.5 rpg

**1966-67 (13-12)**

G - Larry Martindale (6-0, Jr.) 11.9 ppg, 3.8 rpg  
G - Eddie Miller (6-2, So.) 11.0 ppg, 2.6 rpg  
C - Jerry Brawler (6-8, So.) 14.5 ppg, 9.2 rpg  
F - Ken Turner (6-5, Sr.) 14.5 ppg, 6.6 rpg  
F - Dale Stevens (6-6, So.) 9.4 ppg, 6.6 rpg

**TOP SUBS**

G - Ronnie Aldy (6-2, Jr.) 6.7 ppg, 1.6 rpg  
F - Charlie Jordan (6-5, So.) 3.0 ppg, 2.6 rpg  
F - Chuck Burhorn (6-5, Sr.) 2.9 ppg, 3.2 rpg

**1967-68 (7-17)**

G - Eddie Miller (6-2, Jr.) 8.3 ppg, 3.0 rpg  
G - Larry Martindale (6-0, Sr.) 6.2 ppg, 2.0 rpg  
C - Jerry Brawler (6-8, Jr.) 12.5 ppg, 8.8 rpg  
F - Ken Turner (6-5, Jr.) 13.8 ppg, 6.3 rpg  
F - Dale Stevens (6-6, Jr.) 7.9 ppg, 4.7 rpg

**TOP SUBS**

G - Ron Coleman (6-3, So.) 10.6 ppg, 3.1 rpg  
G - Ronnie Aldy (6-2, Sr.) 9.6 ppg, 1.6 rpg  
C - Robby Chamblee (6-9, Jr.) 3.6 ppg, 3.3 rpg

**1968-69 (10-14)**

G - Ron Coleman (6-3, Jr.) 12.6 ppg, 3.7 rpg  
G - Charlie Ward (6-4, Jr.) 7.5 ppg, 3.0 rpg  
C - Jerry Brawler (6-8, Sr.) 13.8 ppg, 8.8 rpg  
F - Ken Turner (6-5, Sr.) 19.5 ppg, 6.6 rpg  
F - Tom Butler (6-8, Jr.) 9.5 ppg, 7.5 rpg

**TOP SUBS**

F - Rodney Chamblee (6-9, Sr.) 2.4 ppg, 2.7 rpg  
G - Cecil Jones (6-2, So.) 1.5 ppg, 0.6 rpg  
G - Danny Dosssett (6-5, Sr.) 1.3 ppg, 0.9 rpg

**1969-70 (10-15)**

G - Ron Coleman (6-3, Sr.) 20.8 ppg, 5.0 rpg  
G - Cecil Jones (6-2, Jr.) 7.0 ppg, 3.7 rpg  
C - Lock Ross (6-8, Jr.) 5.9 ppg, 5.6 rpg  
F - Tom Butler (6-7, Sr.) 13.5 ppg, 9.0 rpg  
F - Duaine Boucher (6-5, So.) 12.9 ppg, 7.9 rpg

**TOP SUBS**

G - Charlie Ward (6-4, Sr.) 8.6 ppg, 3.7 rpg  
C - Gaylon Baird (6-6, Jr.) 6.7 ppg, 2.4 rpg  
F - Bruce Rich (6-4, Jr.) 5.1 ppg, 2.3 rpg

**1970-71 (11-15)**

G - Johnny Neumann (6-7, So.) 40.1 ppg, 6.6 rpg  
G - Dave Rhodes (6-0, So.) 13.1 ppg, 2.4 rpg  
C - Jim Farr (6-7, Jr.) 4.2 ppg, 6.8 rpg  
G/F - Danny Gunn (6-2, So.) 11.4 ppg, 4.8 rpg  
F - Duaine Boucher (6-5, Jr.) 9.6 ppg, 6.5 rpg

**TOP SUBS**

G - Cecil Jones (6-2, Sr.) 5.6 ppg, 2.6 rpg  
F - Bruce Rich (6-4, Sr.) 3.6 ppg, 1.8 rpg  
F - Dave Smith (6-7, So.) 4.2 ppg, 2.5 rpg

**1971-72 (13-12)**

G - Tom Jordan (6-1, So.) 11.1 ppg, 3.2 rpg  
G - Danny Gunn (6-2, Jr.) 8.7 ppg, 4.4 rpg  
C - Fred Cox (7-0, So.) 16.2 ppg, 10.8 rpg  
F - Coolidge Ball (6-5, So.) 16.8 ppg, 10.3 rpg  
F - Duaine Boucher (6-5, Sr.) 11.4 ppg, 5.9 rpg

**TOP SUBS**

G - David Rhodes (6-0, Jr.) 10.3 ppg, 2.0 rpg  
F - Steve Strickland (6-7, Jr.) 4.1 ppg, 2.8 rpg  
F - Dave Smith (6-7, Jr.) 2.0 ppg, 1.5 rpg

**1972-73 (14-12)**

G - Dean Hudson (6-3, So.) 10.7 ppg, 4.9 rpg  
G - Tom Jordan (6-1, Jr.) 9.7 ppg, 1.6 rpg  
C - Fred Cox (7-0, Jr.) 14.2 ppg, 9.8 rpg  
F - Coolidge Ball (6-5, Jr.) 13.7 ppg, 9.7 rpg  
G/F - Bob Mahoney (6-4, So.) 5.2 ppg, 3.2 rpg

**TOP SUBS**

F/C - Dave Downing (6-9, So.) 10.0 ppg, 6.0 rpg  
F - Dave Smith (6-7, Sr.) 3.6 ppg, 2.0 rpg  
G - David Rhodes (6-0, Sr.) 3.1 ppg, 0.6 rpg

**1973-74 (15-10)**

G - Dave Shepherd (5-10, Jr.) 14.3 ppg, 2.5 rpg  
G - Dean Hudson (6-3, Jr.) 7.8 ppg, 2.6 rpg  
C - Fred Cox (7-0, Sr.) 13.4 ppg, 8.2 rpg  
F - Coolidge Ball (6-5, Sr.) 11.8 ppg, 9.8 rpg  
F - Walter Actwood (6-7, Fr.) 9.8 ppg, 8.5 rpg

**TOP SUBS**

G - Tom Jordan (6-1, Sr.) 8.2 ppg, 1.3 rpg  
F - Matt Meibers (6-6, Jr.) 4.9 ppg, 3.5 rpg  
G - Chuck Mahoney (6-4, Jr.) 4.7 ppg, 1.6 rpg

**1974-75 (8-18)**

G - Dave Shepherd (5-10, Sr.) 20.7 ppg, 3.1 rpg  
G - Bob Mahoney (6-4, Sr.) 10.5 ppg, 3.8 rpg  
F/C - Matt Meibers (6-6, Sr.) 12.6 ppg, 6.8 rpg  
F - Walter Actwood (6-7, So.) 13.8 ppg, 11.3 rpg  
F - Harvey Murray (6-5, Jr.) 9.8 ppg, 6.5 rpg

**TOP SUBS**

F - Herb Wright (6-5, Jr.) 11.8 ppg, 5.3 rpg  
G - Joe Kyles (6-2, Fr.) 2.3 ppg, 1.4 rpg  
F - George Gilom (6-4, Fr.) 1.3 ppg, 0.8 rpg

**1975-76 (6-21)**

G - John Billups (6-4, Jr.) 13.1 ppg, 5.6 rpg  
G - Joe Kyles (6-2, So.) 5.7 ppg, 1.9 rpg  
F - Eugene Harris (6-7, Jr.) 14.8 ppg, 9.8 rpg  
F - Walter Actwood (6-7, Jr.) 12.0 ppg, 9.3 rpg  
F - Ronnie Davis (6-7, Fr.) 9.0 ppg, 5.8 rpg

**TOP SUBS**

F - Harvey Murray (6-5, Sr.) 5.4 ppg, 3.9 rpg  
G - Henry Jackson (6-0, Fr.) 3.4 ppg, 1.7 rpg  
G - Jim Varner (6-1, Jr.) 2.9 ppg, 0.9 rpg

**1976-77 (11-16)**

G - John Billups (6-4, Sr.) 17.3 ppg, 9.8 rpg  
G - Joe Kyles (6-2, Jr.) 8.4 ppg, 2.9 rpg  
C - Walter Actwood (6-7, Sr.) 11.5 ppg, 7.4 rpg  
F - John Stroud (6-7, Jr.) 14.5 ppg, 5.1 rpg  
F - Eugene Harris (6-7, Sr.) 11.1 ppg, 6.1 rpg

**TOP SUBS**

G - Henry Jackson (5-11, So.) 3.8 ppg, 2.2 rpg  
G - Tom Wardo (6-4, Fr.) 3.8 ppg, 1.4 rpg  
G - Jim Varner (6-1, Jr.) 3.2 ppg, 0.6 rpg

**1977-78 (10-17)**

G - Joe Kyles (6-2, Sr.) 13.9 ppg, 4.2 rpg  
G - Henry Jackson (5-11, Jr.) 3.5 ppg, 2.0 rpg  
C - Kim Benson (6-9, Jr.) 5.2 ppg, 4.0 rpg  
F - John Stroud (6-7, So.) 18.1 ppg, 8.5 rpg  
F - Elston Turner (6-5, Fr.) 9.9 ppg, 7.8 rpg

**TOP SUBS**

G - Chris Barret (6-5, Fr.) 6.5 ppg, 1.4 rpg  
G - Tom Wardo (6-4, So.) 5.1 ppg, 1.5 rpg  
F - Norman Miller (6-7, Fr.) 2.4 ppg, 2.2 rpg

**1978-79 (11-16)**

G - Sean Tuohy (6-1, Fr.) 3.4 ppg, 2.5 rpg  
G - Stan Malcom (6-2, Fr.) 4.6 ppg, 1.2 rpg  
C - Tim Thomas (6-7, Fr.) 6.3 ppg, 4.5 rpg  
F - John Stroud (6-7, Jr.) 26.3 ppg, 9.2 rpg  
F - Elston Turner (6-5, So.) 15.9 ppg, 6.4 rpg

**TOP SUBS**

G - Chris Barret (6-5, So.) 5.3 ppg, 1.9 rpg  
F - Richard Hamilton (6-4, Fr.) 3.9 ppg, 1.8 rpg  
G - Henry Jackson (5-11, Sr.) 1.6 ppg, 0.8 rpg

**1979-80 (17-13)**

G - Sean Tuohy (6-1, So.) 6.4 ppg, 2.1 rpg  
 G - Chris Barret (6-5, Jr.) 5.6 ppg, 1.5 rpg  
 C - Roger Stieg (6-8, Fr.) 4.6 ppg, 3.3 rpg  
 F - John Stroud (6-7, Sr.) 25.2 ppg, 7.2 rpg  
 F - Elston Turner (6-5, Jr.) 16.9 ppg, 7.0 rpg

**TOP SUBS**

G - Carlos Clark (6-4, Fr.) 5.7 ppg, 2.5 rpg  
 G - Cecil Dowell (6-0, Fr.) 1.9 ppg, 1.8 rpg  
 F - Richard Hamilton (6-5, So.) 1.2 ppg, 0.9 rpg

**1980-81 (16-14)**

G - Cecil Dowell (6-0, So.) 6.6 ppg, 1.6 rpg  
 G - Sean Tuohy (6-1, Jr.) 5.6 ppg, 1.5 rpg  
 C - Roger Stieg (6-9, So.) 7.4 ppg, 4.3 rpg  
 F - Elston Turner (6-5, Sr.) 20.6 ppg, 8.1 rpg  
 F - Carlos Clark (6-4, So.) 14.0 ppg, 3.9 rpg

**TOP SUBS**

G/F - Chris Barret (6-5, Sr.) 5.4 ppg, 1.8 rpg  
 C - Tim Thomas (6-8, Jr.) 3.2 ppg, 2.7 rpg  
 F - Norman Miller (6-8, Sr.) 0.8 ppg, 1.9 rpg

**1981-82 (18-12)**

G - Sean Tuohy (6-1, Sr.) 5.5 ppg, 1.0 rpg  
 F/G - Carlos Clark (6-7, Fr.) 21.1 ppg, 4.3 rpg  
 C - Roger Steig (6-9, Jr.) 8.2 ppg, 5.6 rpg  
 F - Eric Laird (6-4, Fr.) 7.9 ppg, 2.1 rpg  
 F - George Buckner (6-7, Fr.) 4.7 ppg, 2.1 rpg

**TOP SUBS**

G - Brad Pierce (6-0, So.) 4.1 ppg, 1.0 rpg  
 F - Michael Partridge (6-5, Fr.) 3.5 ppg, 3.2 rpg  
 C - Tim Thomas (6-8, Sr.) 3.5 ppg, 2.8 rpg

**1982-83 (19-12)**

G - Cecil Dowell (6-0, Jr.) 6.5 ppg, 2.5 rpg  
 F/G - Carlos Clark (6-4, Sr.) 20.4 ppg, 5.0 rpg  
 C - Roger Steig (6-9, Sr.) 11.2 ppg, 5.6 rpg  
 F - Eric Laird (6-4, So.) 11.2 ppg, 2.2 rpg  
 F - Michael Partridge (6-5, So.) 8.0 ppg, 5.8 rpg

**TOP SUBS**

F - George Buckner (6-7, So.) 3.6 ppg, 3.0 rpg  
 G - Brad Pierce (6-0, Jr.) 2.3 ppg, 0.6 rpg  
 F - Derek Horne (6-7, Fr.) 0.3 ppg, 0.8 rpg

**1983-84 (8-20)**

G - Eric Laird (6-4, Jr.) 17.4 ppg, 2.0 rpg  
 G - Joe Ayers (6-5, Fr.) 5.6 ppg, 3.4 rpg  
 C - Sylvester Kincheon (6-11, Fr.) 4.6 ppg, 3.4 rpg  
 F - Bruce Tranbarger (6-7, Fr.) 6.0 ppg, 2.6 rpg  
 F - Andre Laird (6-2, Fr.) 3.6 ppg, 0.9 rpg

**TOP SUBS**

F - George Buckner (6-7, Jr.) 10.0 ppg, 4.4 rpg  
 F - Michael Partridge (6-5, Jr.) 8.5 ppg, 4.8 rpg  
 G - Cecil Dowell (6-0, Sr.) 4.8 ppg, 1.5 rpg

**1984-85 (11-17)**

G - Eric Laird (6-4, Sr.) 16.5 ppg, 2.7 rpg  
 G - Joe Ayers (6-5, So.) 12.5 ppg, 4.1 rpg  
 C - Derek Horne (6-7, Jr.) 4.3 ppg, 4.8 rpg  
 F - Curtis Ritchwood (6-6, Jr.) 14.3 ppg, 7.4 rpg  
 F - Andre Laird (6-1, So.) 3.8 ppg, 1.4 rpg

**TOP SUBS**

G - Joe Coleman (6-1, Fr.) 6.1 ppg, 1.7 rpg  
 F - Don Royster (6-7, So.) 5.8 ppg, 3.7 rpg  
 C - Todd Robinson (6-9, Fr.) 1.7 ppg, 1.5 rpg

**1985-86 (12-17)**

G - Roderick Barnes (6-1, So.) 10.2 ppg, 2.7 rpg  
 G - Joe Ayers (6-5, Jr.) 8.4 ppg, 2.6 rpg  
 C - Derek Horne (6-7, Sr.) 2.8 ppg, 3.0 rpg  
 F - Eric Smith (6-6, Jr.) 17.5 ppg, 6.8 rpg  
 F - Curtis Ritchwood (6-6, Sr.) 13.3 ppg, 7.5 rpg

**TOP SUBS**

G - Joe Coleman (6-1, So.) 6.9 ppg, 1.1 rpg  
 C - Ronnie Sims (6-9, Jr.) 4.3 ppg, 2.9 rpg  
 F - Bruce Tranbarger (6-7, So.) 3.0 ppg, 1.5 rpg

**1986-87 (15-14)**

G - Joe Ayers (6-5, Sr.) 13.7 ppg, 3.9 rpg  
 G - Roderick Barnes (6-1, Jr.) 11.6 ppg, 2.9 rpg  
 C - Ronnie Sims (6-9, Sr.) 10.8 ppg, 5.4 rpg  
 F - Eric Smith (6-6, Sr.) 13.2 ppg, 8.0 rpg  
 F - Charles Prater (6-4, Jr.) 12.0 ppg, 5.2 rpg

**TOP SUBS**

G - Ronnie Miller (6-1, Jr.) 3.9 ppg, 1.7 rpg  
 F - Bruce Tranbarger (6-7, Jr.) 1.6 ppg, 1.1 rpg  
 G - Keith Kessinger (6-2, So.) 3.6 ppg, 0.3 rpg

**1987-88 (13-16)**

G - Roderick Barnes (6-1, Sr.) 19.0 ppg, 4.2 rpg  
 G - Tim Jumper (6-3, Fr.) 13.6 ppg, 2.7 rpg  
 C - Sean Murphy (6-11, Fr.) 7.0 ppg, 5.2 rpg  
 F - Charles Prater (6-4, Sr.) 16.0 ppg, 6.9 rpg  
 F - Mike Paul (6-8, Jr.) 3.3 ppg, 2.7 rpg

**TOP SUBS**

G - Ronnie Miller (6-2, Sr.) 4.2 ppg, 1.7 rpg  
 F - Greg Turner (6-5, Fr.) 2.1 ppg, 2.3 rpg  
 F - Edgar Ward (6-6, Fr.) 1.8 ppg, 1.6 rpg

**1988-89 (15-15)**

G - John Matthews (5-10, So.) 7.6 ppg, 2.7 rpg  
 G - Tim Jumper (6-3, So.) 12.6 ppg, 3.9 rpg  
 C - Sean Murphy (6-11, So.) 5.8 ppg, 6.6 rpg  
 F - Gerald Glass (6-6, Jr.) 28.0 ppg, 8.5 rpg  
 F - Mike Paul (6-8, Sr.) 6.7 ppg, 4.8 rpg

**TOP SUBS**

G - David Midlick (6-0, Fr.) 7.0 ppg, 1.2 rpg  
 F - Greg Turner (6-5, So.) 5.4 ppg, 3.0 rpg  
 G - Hunter Atkins (6-3, Fr.) 5.7 ppg, 2.1 rpg

**1989-90 (13-17)**

G - John Matthews (5-10, Jr.) 5.6 ppg, 1.5 rpg  
 G - Tim Jumper (6-3, Jr.) 11.8 ppg, 3.2 rpg  
 C - Sean Murphy (6-11, Jr.) 5.5 ppg, 6.0 rpg  
 F - Gerald Glass (6-6, Sr.) 24.1 ppg, 7.6 rpg  
 F - Joe Harvell (6-7, Fr.) 13.2 ppg, 5.4 rpg

**TOP SUBS**

C - Patrick Eddie (6-11, Jr.) 7.2 ppg, 6.0 rpg  
 G - David Midlick (6-0, So.) 4.6 ppg, 1.0 rpg  
 F - James Bailey (6-6, Fr.) 2.3 ppg, 1.7 rpg

**1990-91 (9-19)**

G - Dondi Flemister (6-3, Fr.) 7.4 ppg, 2.6 rpg  
 G - Tim Jumper (6-3, Sr.) 12.5 ppg, 4.0 rpg  
 C - Sean Murphy (6-11, Sr.) 5.5 ppg, 6.1 rpg  
 F - Joe Harvell (6-7, So.) 17.4 ppg, 5.6 rpg  
 F - Patrick Eddie (6-11, Sr.) 8.6 ppg, 5.4 rpg

**TOP SUBS**

G - David Midlick (6-0, Jr.) 5.8 ppg, 1.4 rpg  
 F - Stephen Davis (6-6, Fr.) 5.0 ppg, 1.6 rpg  
 F - James Bailey (6-6, So.) 4.4 ppg, 3.6 rpg

**1991-92 (11-17)**

G - Dondi Flemister (6-3, So.) 7.6 ppg, 3.2 rpg  
 G - Kevin Watkins (6-2, Jr.) 12.9 ppg, 4.1 rpg  
 C - Kelvin Scales (6-8, Jr.) 9.1 ppg, 5.6 rpg  
 F - Joe Harvell (6-7, Jr.) 25.0 ppg, 5.9 rpg  
 F - James Bailey (6-5, Jr.) 6.0 ppg, 4.6 rpg

**TOP SUBS**

G - Cedric Brim (6-1, Fr.) 4.9 ppg, 1.9 rpg  
 C - Wes Hardin (7-0, Fr.) 4.0 ppg, 2.5 rpg  
 G - Don Jenkins (6-3, Jr.) 3.2 ppg, 2.8 rpg

**1992-93 (10-18)**

G - Kevin Watkins (6-2, Sr.) 16.5 ppg, 3.5 rpg  
 G - Cedric Brim (6-1, So.) 3.6 ppg, 1.3 rpg  
 C - David Dean (7-1, Jr.) 6.4 ppg, 5.1 rpg  
 F - Joe Harvell (6-7, Sr.) 17.7 ppg, 5.4 rpg  
 F - Jarrell Evans (6-6, Jr.) 7.0 ppg, 6.1 rpg

**TOP SUBS**

G - Juha Luhtanen (6-4, Jr.) 6.4 ppg, 1.9 rpg  
 F - Dillard Quick (6-7, Sr.) 5.4 ppg, 3.5 rpg  
 F - Kelvin Scales (6-8, Sr.) 2.9 ppg, 2.3 rpg

**1993-94 (14-13)**

G - Walsh Jordan (6-1, Jr.) 4.9 ppg, 1.6 rpg  
 G - David Johnson (6-2, Jr.) 15.1 ppg, 4.2 rpg  
 C - David Dean (7-1, Sr.) 9.4 ppg, 6.5 rpg  
 F - Jarrell Evans (6-6, Sr.) 11.9 ppg, 6.6 rpg  
 F - Ervin Garnes (6-4, Jr.) 12.6 ppg, 4.9 rpg

**TOP SUBS**

F - J.J. Sims (6-7, So.) 6.4 ppg, 3.9 rpg  
 G - Fred Johnigan (6-4, Jr.) 4.3 ppg, 4.0 rpg  
 F - Keith Peel (6-9, Sr.) 2.5 ppg, 2.9 rpg

**1994-95 (8-19)**

G - Cedric Brim (6-1, Sr.) 8.6 ppg, 2.7 rpg  
 G - David Johnson (6-2, Sr.) 13.5 ppg, 3.4 rpg  
 F - John Jackson (6-7, Jr.) 9.6 ppg, 5.1 rpg  
 F - Fred Johnigan (6-4, Sr.) 7.2 ppg, 4.8 rpg  
 F - Anthony Boone (6-7, Fr.) 11.6 ppg, 5.0 rpg

**TOP SUBS**

F - J.J. Sims (6-7, Jr.) 9.9 ppg, 4.6 rpg  
 F - Ansu Sesay (6-9, Fr.) 7.2 ppg, 3.8 rpg  
 G - Robert Butler (6-3, So.) 5.2 ppg, 2.0 rpg

**1995-96 (12-15)**

G - Michael White (6-1, Fr.) 5.4 ppg, 1.8 rpg  
 G - Keith Carter (6-4, Fr.) 12.1 ppg, 4.2 rpg  
 F - Ansu Sesay (6-9, So.) 10.6 ppg, 5.8 rpg  
 F - Jason Smith (6-6, Fr.) 9.2 ppg, 4.9 rpg  
 F - Anthony Boone (6-7, So.) 6.2 ppg, 6.2 rpg

**TOP SUBS**

G - Joezon Darby (6-2, So.) 9.3 ppg, 2.6 rpg  
 F - John Jackson (6-7, Sr.) 6.6 ppg, 3.7 rpg  
 F - Ervin Garnes (6-4, Sr.) 4.1 ppg, 3.2 rpg

**1996-97 (20-9)**

G - Michael White (6-1, So.) 4.4 ppg, 1.8 rpg  
 G - Keith Carter (6-4, So.) 12.1 ppg, 4.2 rpg  
 F - Ansu Sesay (6-9, Jr.) 14.8 ppg, 7.9 rpg  
 F - Jason Smith (6-6, So.) 11.4 ppg, 5.8 rpg  
 F - Anthony Boone (6-7, Jr.) 7.0 ppg, 3.9 rpg

**TOP SUBS**

G - Joezon Darby (6-2, Jr.) 10.5 ppg, 2.2 rpg  
 F - Jon Cantrell (6-8, So.) 3.9 ppg, 1.8 rpg  
 F - Johnnie Rogers (6-9, So.) 2.8 ppg, 3.5 rpg

**1997-98 (22-7)**

G - Michael White (6-1, Jr.) 5.4 ppg, 2.0 rpg  
 G - Keith Carter (6-4, Jr.) 14.8 ppg, 6.2 rpg  
 F - Ansu Sesay (6-9, Sr.) 18.6 ppg, 7.6 rpg  
 F - Jason Smith (6-6, Jr.) 9.8 ppg, 6.5 rpg  
 F - Anthony Boone (6-7, Sr.) 5.3 ppg, 4.1 rpg

**TOP SUBS**

G - Joezon Darby (6-2, Sr.) 11.7 ppg, 2.4 rpg  
 G - Jason Flanigan (6-1, Fr.) 4.1 ppg, 1.6 rpg  
 F - Johnnie Rogers (6-9, Jr.) 3.2 ppg, 2.8 rpg

**1998-99 (20-13)**

G - Michael White (6-1, Sr.) 5.2 ppg, 1.9 rpg  
 G - Jason Flanigan (6-1, So.) 4.8 ppg, 2.6 rpg  
 G - Keith Carter (6-4, Sr.) 16.4 ppg, 4.6 rpg  
 F - Jason Smith (6-6, Sr.) 12.9 ppg, 5.6 rpg  
 F - Marcus Hicks (6-6, Jr.) 11.7 ppg, 5.4 rpg

**TOP SUBS**

F - Rahim Lockhart (6-8, So.) 7.4 ppg, 4.9 rpg  
 G - Jason Harrison (5-5, Fr.) 6.3 ppg, 1.7 rpg  
 F - Johnnie Rogers (6-9, Sr.) 4.1 ppg, 3.0 rpg

**1999-2000 (19-14)**

G - Jason Harrison (5-5, So.) 9.4 ppg, 2.8 rpg  
 G - Jason Flanigan (6-1, Jr.) 8.4 ppg, 2.9 rpg  
 F - Rahim Lockhart (6-8, Jr.) 12.2 ppg, 8.4 rpg  
 F - LaTaryl Williams (6-7, Sr.) 9.0 ppg, 3.5 rpg  
 F - Marcus Hicks (6-6, Sr.) 14.3 ppg, 5.9 rpg

**TOP SUBS**

F - Darrin Brown (6-6, So.) 6.9 ppg, 3.1 rpg  
 G - Emmanuel Wade (6-3, Fr.) 4.9 ppg, 1.7 rpg  
 G - Jason Holmes (6-5, Jr.) 3.3 ppg, 1.6 rpg



## 2000-01 (27-8)

G - Jason Flanigan (6-1, Sr.) 7.1 ppg, 3.1 rpg  
 G - David Sanders (6-3, So.) 6.9 ppg, 2.7 rpg  
 F - Rahim Lockhart (6-8, Sr.) 13.0 ppg, 8.1 rpg  
 F - Justin Reed (6-8, Fr.) 11.0 ppg, 5.9 rpg  
 F - Jason Holmes (6-5, Sr.) 6.3 ppg, 2.6 rpg

### TOP SUBS

G - Aaron Harper (6-7, Fr.) 9.2 ppg, 2.9 rpg  
 G - Jason Harrison (5-5, Jr.) 7.1 ppg, 1.9 rpg  
 G - Emmanuel Wade (6-3, So.) 4.4 ppg, 1.8 rpg

## 2001-02 (20-11)

G - Jason Harrison (5-5, Sr.) 9.7 ppg, 1.7 rpg  
 G - David Sanders (6-3, Jr.) 12.5 ppg, 4.6 rpg  
 F - Justin Reed (6-8, So.) 14.6 ppg, 6.6 rpg  
 F - Derrick Allen (6-8, Jr.) 8.9 ppg, 5.9 rpg  
 F - Aaron Harper (6-7, So.) 11.9 ppg, 4.3 rpg

### TOP SUBS

G - Emmanuel Wade (6-3, Jr.) 7.0 ppg, 3.3 rpg  
 F/G - Kendrick Fox (6-7, Fr.) 2.2 ppg, 0.9 rpg  
 F - Richard Kirklind (6-9, Jr.) 1.6 ppg, 1.0 rpg

## 2002-03 (14-15)

G - David Sanders (6-3, Sr.) 10.1 ppg, 3.9 rpg  
 G - Trey Pearson (6-4, Fr.) 4.7 ppg, 2.9 rpg  
 F - Justin Reed (6-8, Jr.) 15.4 ppg, 5.3 rpg  
 F - Derrick Allen (6-8, Sr.) 8.2 ppg, 4.9 rpg  
 F - Aaron Harper (6-7, Jr.) 12.2 ppg, 3.7 rpg

### TOP SUBS

G - Emmanuel Wade (6-3, Sr.) 8.5 ppg, 2.7 rpg  
 F/C - John Gunn (6-10, Jr.) 2.8 ppg, 1.8 rpg  
 G - Justin Johnson (6-0, So.) 2.4 ppg, 0.6 rpg

## 2003-04 (13-15)

G - Todd Abernethy (6-1, Fr.) 5.4 ppg, 1.5 rpg  
 G - Justin Johnson (6-0, Jr.) 5.3 ppg, 1.9 rpg  
 F - Justin Reed (6-8, Sr.) 18.5 ppg, 7.5 rpg  
 F - Tommie Eddie (6-7, Jr.) 5.3 ppg, 3.0 rpg  
 F - Aaron Harper (6-7, Sr.) 16.5 ppg, 5.1 rpg

### TOP SUBS

F/G - Kendrick Fox (6-7, Jr.) 5.1 ppg, 2.5 rpg  
 G - Ed Glass (6-2, Jr.) 1.9 ppg, 1.3 rpg  
 G - Bam Doyno (6-4, Fr.) 1.5 ppg, 1.4 rpg

## 2004-05 (14-17)

G - Cavadas Nunnery (5-9, Sr.) 3.1 ppg, 1.9 rpg  
 G - Justin Johnson (6-0, Sr.) 5.5 ppg, 1.4 rpg  
 F - Tommie Eddie (6-7, Sr.) 11.3 ppg, 4.4 rpg  
 F - Kendrick Fox (6-7, Sr.) 7.6 ppg, 3.0 rpg  
 F - Londrick Nolen (6-6, Jr.) 9.8 ppg, 4.4 rpg

### TOP SUBS

G - Todd Abernethy (6-1, So.) 8.3 ppg, 2.8 rpg  
 F - Marvin Moore (6-6, Sr.) 5.7 ppg, 3.1 rpg  
 G/F - Brandon Patterson (6-6, Fr.) 5.1 ppg, 2.0 rpg

## 2005-06 (14-16)

G - Todd Abernethy (6-1, Jr.) 8.6 ppg, 2.6 rpg  
 G - Bam Doyno (6-4, Jr.) 9.0 ppg, 4.0 rpg  
 C - Dwayne Curtis (6-8, So.) 13.6 ppg, 7.6 rpg  
 F - Jermeay Parnell (6-8, So.) 4.8 ppg, 2.9 rpg  
 F - Londrick Nolen (6-6, Sr.) 8.6 ppg, 4.5 rpg

### TOP SUBS

G - Clarence Sanders (6-2, Jr.) 9.1 ppg, 1.3 rpg  
 F - Trey Hampton (6-7, Fr.) 4.5 ppg, 2.2 rpg  
 G - Brandon Patterson (6-6, So.) 2.8 ppg, 1.3 rpg

## 2006-07 (21-13)

G - Todd Abernethy (6-1, Sr.) 11.2 ppg, 3.0 rpg  
 G - Clarence Sanders (6-1, Sr.) 16.1 ppg, 2.5 rpg  
 G - Bam Doyno (6-4, Sr.) 14.9 ppg, 4.3 rpg  
 C - Dwayne Curtis (6-8, Jr.) 12.2 ppg, 8.3 rpg  
 F - Kenny Williams (6-8, Jr.) 7.1 ppg, 5.7 rpg

### TOP SUBS

F/C - Jermeay Parnell (6-8, Jr.) 4.9 ppg, 4.0 rpg  
 G - Eniel Polynice (6-5, Fr.) 3.9 ppg, 2.2 rpg  
 F - Trey Hampton (6-7, So.) 2.2 ppg, 1.7 rpg

## 2007-08 (24-11)

G - Chris Warren (5-10, Fr.) 15.8 ppg, 2.0 rpg  
 G - David Huertas (6-5, So.) 10.7 ppg, 3.7 rpg  
 G - Eniel Polynice (6-5, So.) 10.7 ppg, 5.3 rpg  
 C - Dwayne Curtis (6-8, Sr.) 14.9 ppg, 9.6 rpg  
 F - Kenny Williams (6-8, Sr.) 8.5 ppg, 6.6 rpg

### TOP SUBS

G - Zach Graham (6-5, Fr.) 5.9 ppg, 2.7 rpg  
 G - Trevor Gaskins (6-2, Fr.) 5.9 ppg, 1.5 rpg  
 F - Jermeay Parnell (6-8, Sr.) 3.7 ppg, 3.3 rpg

## 2008-09 (16-15)

G - Terrico White (6-5, Fr.) 13.7 ppg, 3.4 rpg  
 G - David Huertas (6-5, Jr.) 18.1 ppg, 4.5 rpg  
 G - Zach Graham (6-5, So.) 8.5 ppg, 3.1 rpg  
 F - Murphy Holloway (6-7, Fr.) 8.4 ppg, 6.6 rpg  
 F - Malcolm White (6-9, So.) 7.2 ppg, 5.7 rpg  
 \*G - Chris Warren (5-10, So.) 19.6 ppg, 1.5 rpg  
 \*Started first 11 games of season before injured

### TOP SUBS

F - Terrance Henry (6-9, Fr.) 4.2 ppg, 3.6 rpg  
 F - DeAndre Cranston (6-9, Jr.) 3.1 ppg, 4.2 rpg  
 G - Will Bogan (6-1, Fr.) 2.3 ppg, 0.8 rpg

## 2009-10 (24-11)

G - Chris Warren (5-10, Jr.) 17.2 ppg, 2.0 rpg  
 G - Terrico White (6-5, So.) 15.1 ppg, 4.6 rpg  
 G - Eniel Polynice (6-5, Jr.) 8.8 ppg, 4.1 rpg  
 F - Murphy Holloway (6-7, So.) 10.1 ppg, 7.6 rpg  
 F - DeAndre Cranston (6-9, Sr.) 3.5 ppg, 4.1 rpg

### TOP SUBS

G - Zach Graham (6-6, Jr.) 9.2 ppg, 3.1 rpg  
 F - Terrance Henry (6-9, So.) 6.4 ppg, 3.7 rpg  
 F - Reginald Buckner (6-8, Fr.) 4.1 ppg, 4.5 rpg

## 2010-11 (20-14)

G - Chris Warren (5-10, Sr.) 19.1 ppg, 2.2 rpg  
 G - Zach Graham (6-6, Sr.) 14.2 ppg, 4.5 rpg  
 G - Nick Williams (6-4, So.) 6.2 ppg, 4.0 rpg  
 F - Terrance Henry (6-9, Jr.) 9.7 ppg, 6.0 rpg  
 F - Reginald Buckner (6-9, So.) 6.8 ppg, 6.4 rpg

### TOP SUBS

G - Dundercous Nelson (5-11, Fr.) 7.2 ppg, 1.5 rpg  
 G - Trevor Gaskins (6-2, Jr.) 6.1 ppg, 2.8 rpg  
 F - Steadman Short (6-9, Jr.) 3.2 ppg, 3.8 rpg

## 2011-12 (20-14)

G - Jarvis Summers (6-4, Fr.) 10.4 ppg, 2.4 rpg  
 G - Nick Williams (6-4, Jr.) 10.1 ppg, 3.4 rpg  
 F - Terrance Henry (6-9, Sr.) 12.5 ppg, 4.3 rpg  
 F - Murphy Holloway (6-7, Jr.) 11.2 ppg, 9.0 rpg  
 F - Reginald Buckner (6-9, Jr.) 6.9 ppg, 8.1 rpg

### TOP SUBS

G - LaDarius White (6-6, Fr.) 5.4 ppg, 1.7 rpg  
 F - Demarco Cox (6-8, So.) 3.2 ppg, 2.9 rpg  
 F - Aaron Jones (6-8, Fr.) 1.4 ppg, 1.9 rpg

## 2012-13 (27-9)

G - Jarvis Summers (6-3, So.) 9.1 ppg, 1.8 rpg  
 G - Nick Williams (6-4, Sr.) 8.0 ppg, 1.8 rpg  
 G - Marshall Henderson (6-2, Jr.) 20.1 ppg, 3.1 rpg  
 F - Murphy Holloway (6-7, Sr.) 14.5 ppg, 9.7 rpg  
 F - Reginald Buckner (6-9, Sr.) 9.4 ppg, 7.5 rpg

### TOP SUBS

G - LaDarius White (6-6, So.) 6.4 ppg, 3.0 rpg  
 G - Derrick Millingahus (5-10, Fr.) 5.3 ppg, 1.4 rpg  
 F - Aaron Jones (6-8, So.) 3.5 ppg, 4.1 rpg

## 2013-14 (19-14)

G - Jarvis Summers (6-3, Jr.) 17.3 ppg, 1.9 rpg  
 G - LaDarius White (6-6, Jr.) 7.1 ppg, 3.0 rpg  
 G - Marshall Henderson (6-2, Sr.) 19.0 ppg, 1.9 rpg  
 F - Aaron Jones (6-9, Jr.) 6.0 ppg, 6.6 rpg  
 F - Sebastian Saiz (6-9, Fr.) 5.1 ppg, 5.6 rpg

### TOP SUBS

F - Anthony Perez (6-9, So.) 7.1 ppg, 3.5 rpg  
 G - Derrick Millingahus (5-10, So.) 6.6 ppg, 1.7 rpg  
 G - Martavious Newby (6-2, So.) 3.2 ppg, 3.2 rpg

## 2014-15 (21-13)

G - Jarvis Summers (6-3, Sr.) 12.0 ppg, 1.8 rpg  
 G - Martavious Newby (6-3, Jr.) 4.0 ppg, 5.4 rpg  
 G - Stefan Moody (5-10, Jr.) 16.6 ppg, 3.4 rpg  
 F - M.J. Rhett (6-9, Sr.) 7.4 ppg, 4.6 rpg  
 F - Sebastian Saiz (6-9, So.) 7.6 ppg, 5.5 rpg

### TOP SUBS

G - LaDarius White (6-6, Sr.) 11.1 ppg, 3.2 rpg  
 C - Dwight Coleby (6-10, So.) 5.4 ppg, 4.8 rpg  
 G - Terence Smith (6-3, Sr.) 3.9 ppg, 1.2 rpg

## 2015-16 (20-12)

G - Stefan Moody (5-10, Sr.) 23.6 ppg, 3.2 rpg  
 G - Martavious Newby (6-3, Sr.) 4.9 ppg, 5.4 rpg  
 G - Rasheed Brooks (6-5, Jr.) 8.3 ppg, 3.3 rpg  
 F - Tomasz Gielo (6-9, Sr.) 9.9 ppg, 4.3 rpg  
 F - Sebastian Saiz (6-9, Jr.) 11.7 ppg, 8.7 rpg

### TOP SUBS

F - Anthony Perez (6-9, Sr.) 7.0 ppg, 4.1 rpg  
 F - Marcanvis Hymon (6-7, So.) 6.1 ppg, 5.2 rpg  
 G - Donte Fitzpatrick-Dorsey (6-5, Fr.) 3.7 ppg, 1.2 rpg

## 2016-17 (22-14)

G - Breein Tyree (6-2, Fr.) 7.3 ppg, 1.9 rpg  
 G - Deandre Burnett (6-2, Jr.) 16.5 ppg, 2.1 rpg  
 G - Terence Davis (6-4, So.) 14.9 ppg, 5.3 rpg  
 F - Marcanvis Hymon (6-7, Jr.) 3.5 ppg, 5.0 rpg  
 F - Sebastian Saiz (6-9, Sr.) 15.1 ppg, 11.4 rpg

### TOP SUBS

F - Justas Furmanavicius (6-7, Jr.) 6.3 ppg, 5.0 rpg  
 G - Cullen Neal (6-4, Jr.) 9.4 ppg, 1.7 rpg  
 G - Rasheed Brooks (6-5, Sr.) 6.4 ppg, 2.6 rpg

## 2017-18 (12-20)

G - Breein Tyree (6-2, So.) 10.8 ppg, 2.8 rpg  
 G - Markel Crawford (6-4, Jr.) 9.2 ppg, 1.2 rpg  
 G - Terence Davis (6-4, Jr.) 13.8 ppg, 6.2 rpg  
 F - Marcanvis Hymon (6-7, Sr.) 4.4 ppg, 5.0 rpg  
 F - Bruce Stevens (6-8, Jr.) 10.8 ppg, 5.3 rpg

### TOP SUBS

G - Deandre Burnett (6-2, Sr.) 13.5 ppg, 3.9 rpg  
 G - Devontae Shuler (6-2, Fr.) 6.0 ppg, 1.0 rpg  
 F - Justas Furmanavicius (6-7, Sr.) 3.2 ppg, 3.0 rpg  
 C - Dominik Olejniczak (7-0, So.) 4.3 ppg, 2.6 rpg

## 2018-19 (20-13)

G - Devontae Shuler (6-2, So.) 10.3 ppg, 1.7 rpg  
 G - Breein Tyree (6-2, Jr.) 17.9 ppg, 2.8 rpg  
 G - Terence Davis (6-4, Sr.) 15.1 ppg, 5.8 rpg  
 G/F - Blake Hinson (6-7, Fr.) 8.3 ppg, 2.9 rpg  
 C - Dominik Olejniczak (7-0, Jr.) 5.3 ppg, 3.0 rpg

### TOP SUBS

F - Bruce Stevens (6-8, Sr.) 8.5 ppg, 4.4 rpg  
 F - KJ Buffen (6-7, Fr.) 6.0 ppg, 4.4 rpg  
 G - D.C. Davis (5-11, Sr.) 2.2 ppg, 1.5 rpg

## 2019-20 (15-17)

G - Devontae Shuler (6-2, Jr.) 11.7 ppg, 1.7 rpg  
 G - Breein Tyree (6-2, Sr.) 19.7 ppg, 2.5 rpg  
 G/F - Blake Hinson (6-7, So.) 10.1 ppg, 4.6 rpg  
 F - KJ Buffen (6-7, So.) 10.1, 6.1 rpg  
 F - Khadim Sy (6-10, Jr.) 9.0 ppg, 5.5 rpg

### TOP SUBS

G/F - Luis Rodriguez (6-6, So.) 5.8 ppg, 5.2 rpg  
 G - Bryce Williams (6-2, Jr.) 3.1 ppg, 0.6 rpg  
 G - Austin Crowley (6-5, Fr.) 2.8 ppg, 1.7 rpg

## ALL-TIME LETTERMEN

### — A —

Abernathy, Lewis McLaurine (Dugan), 1952-53-54  
 Abernethy, Todd, G, 2004-05co-c, 06co-c, 07co-c  
 Actwood, Walter, F, 1974-75-76, 77c  
 Agee, Sam, F, 2004  
 Ainsworth, Sterling, C, 1960-61-62  
 Aldridge, Scott, mgr., 1997-98-99-2000  
 Aldy, Ronnie, G, 1967-68  
 Allen, Bo, F, 1988  
 Allen, Derrick, F, 2002-03c  
 Anderson, Jimmie Hall, G-C, 1934  
 Aniefiok, Maurice, G, 2012  
 Atherton, Jim Tom, G, 1957-58-59  
 Atkins, Hunter G, 1989  
 Austin, L.F., 1911  
 Austin, Oliver, F, 1909-10; 1912  
 Avery, Jack, F, 1931  
 Ayers, Joe, F, 1984-85-86-87

### — B —

Bailey, James, F, 1990-91-92c  
 Bailey, Robert W., 1913  
 Baird, Gaylon, C, 1970-71  
 Ball, Coolidge, F, 1972-73-74c  
 Ball, John H., F, 1914  
 Barkley, Thomas, G, 1924  
 Barksdale, Jack, G, 1955  
 Barnes, Chuck, G, 1990  
 Barnes, Roderick, G, 1985-86-87-88  
 Barrett, Chris, G, 1978-79-80-81  
 Beddenfield, Marcus, G, 1933  
 Below, Lane, G, 2017-18  
 Benson, Kim, C, 1978  
 Berry, George, 1931  
 Berryhill, Herman E., C, 1933-34  
 Billips, John, G-F, 1976-77  
 Bishop, Smith, F, 1915  
 Blackledge, W.T., C, 1947-48  
 Blackwell, Ance, G, 1939-40  
 Bobe, James, F, 1964-65  
 Bogan, Will, G, 2009; 2011  
 Bogen, Edward J. (Josh), mgr., 1929  
 Bolton, Bill, C, 1961-62-63  
 Boone, Anthony, F, 1995-96-97-98  
 Boone, Michael, F, 1997-98  
 Boucher, Duaine, F, 1970-71-72c  
 Boutwell, George, G, 1929-30-31  
 Brackeen, Denver, C, 1954-55  
 Bradley, Kimble, G, 1938-39  
 Branham, Alfred, F, 1917  
 Brawner, Jerry, C, 1967-68-69  
 Breland, R.Q., F, 1923-24



Point guard Todd Abernethy was a three-time team captain in 2005, 2006 and 2007.

Brent, Charlton, G, 1930  
 Bridges, Roy, G, 1917  
 Brim, Cedric, G, 1992-93-94-95c  
 Brinson, Alonzo, G, 1926-27  
 Britt, Alvin, G-F, 1932-33-34  
 Britt, Howard, 1936  
 Brooks, Rasheed, G, 2016-17  
 Brown, Bryan, G, 2003  
 Brown, Carter, F, 1957-58  
 Brown, Darrian, G, 1999-2000  
 Brown, Kiah, G, 2007  
 Brown, Ryan, G, 2008-09  
 Bruce, Johnny, F, 1945-46  
 Brutus, Terry, F, 2013-15  
 Bryson, Cecil, G, 1925-26-27  
 Buchanan, Oscar, F, 1943  
 Buckner, George, F, 1982-83  
 Buckner, Reginald, F, 2010-11-12-13  
**Buffen, KJ, F, 2019-20**  
 Burhorn, Chuck, F, 1966-67  
 Burke, Webster, G, 1925-26-27  
 Burks, Anthony, F/C, 1997  
 Burnett, Deandre, G, 2017-18  
 Burnett, Loren, G, 1941  
 Burnside, Andre, F, 1995  
 Busby, Ray, G, 1948-49  
 Butler, Robert, G, 1994-95  
 Butler, Tom, C-F, 1968-69-70  
 Bynum, Jerry, G, 1953-54-55-56

### — C —

Cahall, Billy, G, 1911-12  
 Caldwell, Danny, G, 1961  
 Caldwell, Jeff, mgr., 1991-92  
 Cantinolo, Kevin, F, 2009  
 Cantrell, Jon, F, 1996-97-98  
 Capers, Jamie, mgr., 1995-96-97-98  
 Capello, Harry, 1940  
 Carlson, Cully, G-F, 1936-37  
 Carpenter, Hunter, G, 1996-97-98-99co-c  
 Carter, Keith, G, 1996-97-98-99co-c  
 Chamblee, Rodney, C, 1967-68-69  
 Chandler, Lane T., 1912-14  
 Childers, Jimmy, C, 1950-51-52  
 Childs, Marlon, F, 1995-96  
 Clark, Carlos, G, 1980-81-82-83  
 Clay, George, C, 1936-37-38  
 Coddington, Jake, F, 2016  
 Coghlan, Ken, G, 1982-83-84  
 Coleby, Dwight, C, 2014-15  
 Coleman, Joe, G, 1985-86  
 Coleman, Ron, G, 1968-69-70  
**Collum, Antavion, F, 2020**  
 Cook, Marion (Rabbit), G, 1947-48-49-50  
 Cox, Demarco, C, 2011-12-13-14  
 Cox, Fred, C, 1972-73-74  
 Cranston, DeAndre, F, 2009-10  
 Crawford, Eddie, F, 1955  
 Crawford, Markel, G, 2018  
**Crowley, Austin, G, 2020**  
 Curry, Carlos, F, 2020  
 Curtis, Chester, F, 1933-34-35  
 Curtis, Corwin, mgr., 1996-97; 1999  
 Curtis, Dwayne, C, 2006co-c, 07-08  
 Cutrer, Louis, G, 1925-26

### — D —

Darby, Joezon, G, 1996-97-98  
 Davidson, Ron, C-F, 1962-63-64  
 Davidson, J.W. (Wobble), G, 1940, 42  
 Davis, D.C., G, 2018-19  
 Davis, Monte, F, 1942  
 Davis, Paul, G, 1943  
 Davis, Ronnie, G, 1976  
 Davis, Stephen, F, 1991  
 Davis, Terence, G, 2016-17-18-19  
 Dean, David, C, 1993-94

Dean, Joe, F, 1965  
 Dowell, Cecil, G, 1980-81, 83-84  
 Downing, Dave, F, 1973  
 Doyle, L.A., C, 1919  
 Doyne, Bam, G, 2004-05-06-07co-c  
 Drum, Rob, F, 1981  
 Dunn, Eddie, G, 1964-65-66  
 Dunn, Geoff, mgr., 1994-95-96  
 Dupoy, Jim, F, 1949

### — E —

Eddie, Patrick, F, 1990-91  
 Eddie, Tommie, F, 2004-05  
 Edmonds, El, F-G, 1961-62-63  
 Edmonds, Mel, G, 1961-62-63  
 Egger, Burnell, C, 1939c  
 Emanuel, Elijah, G-F, 1976-77  
 Engstrom, John, C, 1999-2000-01  
 Enright, Jack, G, 1946  
 Escobar, J.T., 2016  
 Estes, Ronald, C, 1953  
 Evans, Jarrell, F, 1993-94  
 Evans, Joseph P., 1918

### — F —

Farese, Steve, F, 1969-71  
 Farley, Tommy, G, 1961-62  
 Farmer, Wm. Ernest, G, 1931  
 Farr, Jim, F-C, 1970-71-72  
 Favre, Elkin (Spider), F-C, 1938  
 Field, Richard J., F, 1916-17  
 Finley, Sam, G, 2016  
 Fitzgerald, Edmond, G, 1992-93-94  
 Fitzpatrick-Dorsey, Donte, G, 2016-17  
 Flack, Jackie, F, 1941  
 Flanigan, Jason, G, 1998-99-2000-01c  
 Flemister, Dondi, G, 1991-92-93  
 Fletcher, Bob, C, 1949  
 Fletcher, Spence, trn., 1990, 1993-94  
 Flowers, Graydon, C, 1921-22-23  
 Foose, Sam Jr., F, 1936  
 Ford, Gordon, mgr., 1984  
 Ford, Joe W., F, 1920-21  
 Ford, Wm Gobel, F, 1920-21-22  
 Fox, Kendrick, F/G, 2002-03-04-05co-c  
 Fuller, Donny, mgr., 1978  
 Fulton, Charles W., 1916  
 Furmanavicius, Justas, F, 2017-18

### — G —

Gaddis, Jack T., G, 1914  
 Galey, Charles (Red), G, 1946  
 Garner, Carlton, F, 1956-57-58  
 Garnes, Ervin, G-F, 1994-96c  
 Garrett, Troy, G, 1990  
 Gaskins, Trevor, G, 2008; 2010-11  
 Gibbon, Joe, F, 1954-55-56-57  
 Gielo, Tomasz, F, 2016  
 Gillom, George, F, 1975-77  
 Gladding, Chick, 1940  
 Glass, Ed, G, 2004-05  
 Glass, Gerald, F, 1989-90c  
 Goldman, Olando Adams, F, 1943  
 Goodwin, Arthur, F, 1941  
 Goolsby, L.J., G, 1994-95  
 Graeber, Charles L., C, 1930-31c  
 Graehler, Al, G, 1950-51-52  
 Graham, B.L., F, 1936-37-38c  
 Graham, Hardy, F, 1962-63  
 Graham, Zach, G, 2008-09-10-11  
 Grant, Roy G., C, 1915-16-17  
 Graves, Jimmie, C, 1957  
 Green, James, G, 1980-81-82  
 Greenwich, Harley, G, 1941  
 Griffin, Louis, C-F, 1958-59-60  
 Grissom, Mitch, 1936  
 Guider, Ben A., F, 1931

Gunn, Danny, G, 1971-72-73c  
 Gunn, John, F, 2000-01; 2003

— H —

Halford, Michael, G, 2010  
 Hall, Parker, G, 1938  
 Halums, Brian, G, 2019  
 Hamilton, Richard, F, 1979  
 Hamley, Doug, F, 1943  
 Hampton, Trey, F, 2006-07  
 Hansbro, Xavier, F, 2006-07  
 Haralson, M. Flint, 1913  
 Hardin, Wesley, C, 1992  
 Hardy, Greg, F, 2007  
 Harper, Aaron, F/G, 2001-02-03-04co-c  
 Harper, Alfred Y., F, 1921  
 Harris, Dustin, mgr., 2002  
 Harris, Eugene, F, 1976-77co-c  
 Harrison, Jason, G, 1999-2000-01-02  
 Harvell, Joe, F, 1990-91-92-93  
 Harvey, Randy, 1966  
 Hatch, Garnie, G, 1958-59  
 Hawthorn, 1931  
 Haxton, Richard Kenneth, 1910-11; 1913c  
 Hayes, Josh, F/G, 2001  
 Haynes, Kirk, G, 1931-32-33c  
 Hazel, Homer, F, 1940; 1942  
 Hazel, Larry, 1942  
 Henderson, Louis, C, 1919-20-21c  
 Henderson, Marshall, G, 2013-14  
 Henry, Terrance, F, 2009-10-11-12  
 Henson, Ed, G, 1942-43c  
 Herbert, Addison, mgr., 2018  
 Herrington, Bart, G, 1932-33-34  
 Herrington, H.L. G, 1922-23  
 Hewgley, Joe, 1953  
 Hicks, Marcus, F, 1999-2000  
 Hilbun, Ben, G, 1915  
 Hinson, Blake, G/F, 2019-20  
 Hoff, Arthur S., F, 1924-25  
 Holder, George Ernest, G, 1923-24  
 Holladay, Walter, G, 1915-16-17  
 Holloway, Murphy, F, 2009-10; 12-13  
 Holmes, Jason, G, 2000-01  
 Holtz, Shaun, F, 2003  
 Hopkins, Oliver Houston, 1931  
 Horn, Eric, F, 2018  
 Horne, A.G., G, 1945  
 Horne, Derek, F, 1983-84-85-86c  
 Horner, Ed, mgr., 1943  
 Hovious, Brad, G, 1966  
 Hovious, Junie, G, 1940-41-42  
 Howell Sr., Jamie W., G, 1959-60  
 Hudson, Dean, G, 1973-74  
 Hudspeth, James W., F, 1930  
 Huertas, David, G, 2008-09  
 Huffstatter, Charles, F, 1964-65  
 Hume, Leland, 1917  
**Hunter, Sammy, F, 2020**  
 Hymon, Marcanvis, F, 2015-16-17-18

— I —

Inman, Wayland, C-F, 1955-56-57  
 Ivy, James, F, 1979-80  
 Izzard, Billie, G, 1924-25

— J —

Jackson, Henry, G, 1976-77-78-79  
 Jackson, John, F, 1995-96c  
 Jackson, Lonnie, F, 2004-05  
 Jackson, Robert C., G, 1930  
 Jarvis, Cob, F-G, 1952-53-54  
 Jenkins, Donald, G, 1992  
 Jennings, John B. (Red), G, 1946  
 Joesaar, Janari, G, 2014  
 Johnigan, Fred, G-F, 1994-95c  
 Johnson, David, G, 1994-95c  
 Johnson, Earl, F, 1923-24; 26  
 Johnson, Justin, G, 2002-03-04-05



**2021 All-America forward Rahim Lockhart was part of the winningest senior class in school history.**

Johnson, Robert, C, 1923-24-25-26  
 Johnson, Walter, F, 1952  
 Johnston, Harry, F, 1963  
 Jones, Aaron, F, 2012-13-14-15  
 Jones, Cecil, G, 1969-70-71  
 Jones, Greg, F, 1988-89-90-91  
 Jones, Quitman, F, 1914-15c  
 Jones, Rodney, G, 2007-08  
 Jordan, Charlie, F, 1967-68-69  
 Jordan, Dan, F, 1958; 1960 mgr.  
 Jordan, Terry L., 1970  
 Jordan, Tom, G, 1972-73-74  
 Jordan, Walsh, G, 1994  
 Jumper, Tim, G, 1988-89-90-91c

— K —

Keller, Irving, F, 1938-39-40  
 Kelly, Harold, F, 1947-48  
 Kessinger, Don, G, 1962-63-64  
 Kessinger, Keith, G, 1986-87  
 Kinard, Frank M. (Bruiser), G, 1936-37-38  
 Kincade, Robert, G, 1936-37-38  
 Kincheon, Sylvester, C, 1984  
 King, John, 1958-59-60  
 Kirklind, Richard, F, 2000-01-02  
 Kirkpatrick, Carroll, mgr., 1983  
 Kirshenbaum, Sam, mgr., 2018  
 Klein, Jeff, C, 1976  
 Knox, Ike C., C, 1909  
 Korff, Louis, 1951  
 Kortz, Otho, 1949  
 Kortz, Tommy, 1954-55  
 Kreilein, Robert, F, 1963-64-65  
 Krell, Doug, F, 1945  
 Kyles, Joe, G, 1975-76-77-78

— L —

Laird, Andre, G, 1984-85  
 Laird, Dewitt, G, 1928-29c  
 Laird, Eric, G, 1982-83-84-85  
 Landtrip, D.B., F, 1919c  
 Lawrence, Roderick, G, 2015  
 Lee, Alonzo, G, 1909-10c, 1911  
 Lee, Robert, C, 1927-28c  
 Lee, William Curtis, G, 1925  
 Leonard, Taylor, 1936  
 Lester, Drane, F, 1919-20  
 Leyden, Tom, G, 1935; 1937  
 Liddell, Samuel H., F, 1909c

Lindsey, Ken, G, 1952-53  
 Lindsey, Wade, G, 1956-57  
 List, Henry C. (Hank), 1970  
 Lockhart, Rahim, F, 1998-99-2000-01c  
 Loe, Jonathan, G, 2003  
 Long, Harry Metcalfe, F, 1912  
 Luhtanen, Juha, G, 1991-92-93  
 Lusk, Glenn, G, 1964; 1966

— M —

Mabry, Edward, C, 1929-30c  
 Mahoney, Bob, G, 1973-74-75c  
 Malcom, Stanley, G, 1979  
 Mann, Jack, G, 1947-48-49  
 Marshall, Jack, F, 1946-47-48-49-50c  
 Martin, Geoffrey, mgr., 2012  
 Martin, Jerron, G, 2014  
 Martin, W.T., F, 1910-11  
 Martindale, Larry, 1966-67-68  
 Matthews, John G, 1989-90-91  
 May, William R., 1918  
 Mayers, Alonzo G., 1917  
**McBride, John, G, 2020**  
 McCain, Bob, G, 1943  
 McCall, E.F., G, 1913-14-15-16c  
 McCarley, Bobby, F, 1961-62  
 McCartney, Tom, mgr., 1975  
 McClury, Monroe, C, 1910  
 McDaniels, B.O., G, 1919-20  
 McDonald, Sylvester, F, 1912  
 McElroy, Hubert S., 1918  
 McKay, Conner, G, 2020  
 McMullen, M.C., 1945; 1947-48-49c  
 Meibers, Matt, F, 1973-74  
 Megginson, Richard, F, 1965  
 Mehrrens, Cliff, 1951-52  
 Mehrrens, Cliff, G, 1973-74  
 Meibers, Matt, 1973-74-75  
 Michaels, Keith, F, 1973-74-75  
 Midlick, David, G, 1989-90-91  
 Millender, David, mgr., 1981-82-83-84  
 Miller, Dick, F, 1942  
 Miller, Eddie, G, 1967-68  
 Miller Jr., Franco, G, 2020  
 Miller, James, C, 1955-56-57  
 Miller, Norman, F-C, 1978, 80-81  
 Miller, Ronnie, F, 1987-88  
 Millinghaus, Derrick, G, 2013  
 Mitchell, Steve Franks, F, 1910-11  
 Mock, Lafayette Engle, G, 1915  
 Montgomery, J. (Johnie), F, 1921-22-23-24  
 Montgomery, G, 1932-33-34  
 Moody, Stefan, G, 2015-16  
 Moore, Bucky, 1930-31  
 Moore, H.W., G, 1910-11  
 Moore, Jeffrey, trn., 1995-96  
 Moore, Marvin, F, 2004-05  
 Moran, Jim, C, 1967  
 Morgano, Antonio, G, 2018-19  
 Morris, L.B., G, 1919-20c  
 Morris, Nate, C, 2017  
 Morton, Oliver, F, 1997  
 Murphy, George James, G, 1946  
 Murphy, Sean, C, 1988-89-90-91  
 Murray, Harvey, F, 1975-76  
 Muse, Bill, G, 1976  
 Myers, L.D., 1913

— N —

Naylor, Zach, F, 2019  
 Neal, Cullen, G, 2017  
 Nelson, Dundreous, G, 2011  
 Neumann, Johnny, 1971  
 Nevol Jon, mgr., 2012  
 Newby, Martavious, G, 2013-14-15-16  
 Nolen, Londrick, F, 2005-06co-c  
 Norman, Will, G, 2012-13  
 Nunnery, Cavadas, G, 2002-03-04-05co-c  
 Ogden, James Nicholson, F, 1917  
 Ogide, Andy, F, 2007

## — O —

Olejniczak, Dominik, C, 2018-19  
 Oney, Chris, G, 1997  
 Osso, Steve, G, 1976

## — P —

Page, Forrest, G-F, 1943  
 Palmer, Johnny, F-C, 1953-54  
 Parker, Bill, 1949  
 Parks, Quay, G-F, 1966-67  
 Parnell, Jermy, F-C, 2005-06-07-08  
 Partridge, John, C, 1964-65-66  
 Partridge, Michael, F, 1982-83  
 Pate, Grant, mgr., 1990  
 Pate, Ward, mgr., 1991-92-93  
 Patterson, Bob, C, 1977-78  
 Patterson, Brandon, G, 2005-06  
 Patton, Trey, mgr., 2018  
 Paul, Mike, F, 1988-89  
 Pearson, Trey, G, 2003  
 Peel, Keith, F-C, 1991-92-93-94  
 Peeper, Cade, G, 2013-14  
 Peeples, Harold, 1939-40-41c  
 Perez, Anthony, F, 2013-14-15-16  
 Petty, John, mgr., 1939  
 Phillips, Ary, G, 1927-28-29  
 Phillips, Cary, G, 1927-28-29  
 Pierce, Brad, G, 1982-83-84  
 Poland, Bill, C, 1965-66-67  
 Polynice, Eniel, G, 2007-08; 2010  
 Poole, Barney, G, 1943  
 Poole, Buster, F, 1935-36-37c  
 Poole, Flemin, G, 1943  
 Poole, Oliver, C, 1943  
 Poole, Phillip, F, 1943  
 Poole, Ray, G-C, 1942; 1946-47  
 Poole, Will, G, 2008  
 Powell, Matthew, mgr., 2018  
 Powers, David N., 1909  
 Pound, Robert, C, 1911-12-13-14c  
 Prater, Charles, G, 1987-88  
 Pruitt, Matt, G, 1999  
 Puckett, Ernest F, 1909

## — Q —

Quick, Dillard, F-C, 1992-93

## — R —

Rape, Cy Amis, 1922  
 Rape, Cyrus, F, 1920-21-22-23  
 Rawlings, Buddy, F, 1971  
 Ray, Bracken, mgr. 2018  
 Reed, Justin, F, 2001-02-03-04co-c  
 Reeves, R.B., F, 1948-49-50-51  
 Reid, Russell, C-F, 1946-47  
 Renfroe, Billy, G, 1951-52  
 Renshaw, Paul, G, 1909-10  
 Reynolds, Robert, C, 1916-17  
 Rhett, M.J., F, 2015  
 Rhodes, Chris, F, 2002-03-04-05  
 Rhodes, David, G, 1971-72-73  
 Rich, Bruce, G, 1970-71  
 Richmann, Ivan, C, 1958-59-60c  
 Riley, Bernard L., G, 1954-55  
 Risley, Jason, mgr., 1992  
 Ritchwood, Curtis, F, 1985-86c  
 Ritter, Tony, mgr., 1980  
 Robbins, Jim, G, 1965  
 Robbins, Ken, 1951-52c  
 Robertson, G.H., F, 1909  
 Robinson, Bobby Wayne, F-G, 1956-57-58  
 Robinson, Todd, C, 1985  
 Rodgers, Rab, G-F, 1934-35-36  
**Rodriguez, Luis, G, 2019-20**  
 Rogers, Johnnie, F, 1997-98  
 Rosamond, Darrell, G, 1947-48-49  
 Ross, Lock, C-F, 1969-70  
 Ross, Ralph, F-G, 1951-52-53

Royster, Don, F-C, 1984-85  
 Russell, Brian, mgr., 1993-94-95-96  
 Russell, Earl Watkins, 1921  
 Russell, Melanie, tnr., 1998

## — S —

Salmon, Farley, F, 1945-46  
 Sanders, Clarence, G, 2006-07  
 Sanders, David, G, 2001-02-03  
 Saiz, Sebastian, F, 2014-15-16-17  
 Scales, Kelvin, F, 1992-93  
 Schneller, Bill, F, 1939  
 Schrader, Paul, F, 1946  
 Schreiter, Spencer, G, 1964  
 Schwartz, R., G, 1921-22-23-24  
 Scott, Jarvelle, F, 2004  
 Scruggs, Art, G, 1920-21-22c, 1923c  
 Selby, Robert, F, 1927-28-29  
 Sesay, Ansu, F, 1995-96-97-98  
 Setser, Fred, G, 1967  
 Shepherd, Dave, G, 1974-75  
 Shields, Pete, G, 1911-12  
 Short, Steadman, F, 2011-12  
 Shoup, Lane, C, 1980-81-82  
**Shuler, Devontae, G, 2018-19-20**  
 Shutt, R. Spence, 2002  
 Silins, Karlis, F, 2017  
 Simpson, George, C, 1930-31-32  
 Simpson, Harry, C, 1940-41-42  
 Sims, J.J., C-F, 1993-94-95  
 Sims, Ronnie, C, 1986-87  
 Smith, Brian, G, 2005-06-07-08  
 Smith, Don, C, 1950-51  
 Smith, David (Red), F, 1971-72-73  
 Smith, Eric, F, 1986-87  
 Smith, Jason, F, 1996-97-98-99co-c  
 Smith, Mike, F, 2006  
 Smith, Randall, mgr., 2000  
 Smith, Terence, 2015  
 Smith, W.C., 1922  
 Smythe, Frank, F, 1913-14  
 Spach, Patrick, G, 2006-07-08-09  
 Spencer, Marcus, G, 1992-93  
 Stafford, Elvin A. (Pete), 1945  
 Stagg, Leonard, F, 1943  
 Stanley, Bob, G, 1945  
 Stanley, Fred, C, 1965  
 Stenftenagel, Eddie, G, 1952-53-54  
 Stenftenagel, Jerome (Dimp), F, 1951-52-53c  
 Steinhart, Jack, G-F, 1963-64-65  
 Stevens, Bruce, F, 2018-19  
 Stevens, Dale, F, 1967-68  
 Stevens, Joseph, 1935  
 Stieg, Roger, C, 1980-81-82-83  
 Stokes, Bill, G, 1955-56  
 Strange, William (Earnest), F-C, 1930  
 Strickland, Steve, F, 1971-72-73  
 Stringfellow, Harold, F, 1948  
 Stroud, John, F, 1977-78-79-80c  
 Summers, Chester L., C, 1919-20  
 Summers, Jarvis, G, 2012-13-14-15  
 Swan, William Orr, G, 1919  
 Swinney, C.P., 1940  
 Swor, Zollie, F, 1932-33  
**Sy, Khadim, F, 2020**  
 Sylve, Bernard, F, 1989

## — T —

Tate, Hugh, C, 1946  
 Taylor, Chris (CT), mgr., 2005  
 Taylor, Syniker, G, 2000  
 Terrell, Ray, F, 1941  
 Terry, Robert Bracey, F, 1926  
 Thames, William, 1935  
 Thomas, Tim, C, 1979-80-81-82  
 Thompson, Allen Cavett, F, 1927  
 Thompson, Bob, G, 1925  
 Townsend, Marshall, 1916  
 Tranbarger, Bruce, F, 1984; 86-87  
 Traxler, Ewart John, F, 1926

Tucker, Innafus N., 1911-12  
 Tuminello, Dominic, 1931  
 Tuohy, Sean, G, 1979-80-81-82  
 Turner, Elston, F, 1978-79-80-81c  
 Turner, Greg, F, 1988-89  
 Turner, John O., mgr., 1992  
 Turner, Ken, F-G, 1967-68-69  
 Tynes, Cliff, F, 1931-32c, 1933  
 Tyree, Breein, G, 2017-18-19-20  
 Tyrtysnik, Ilya, G, 2018

## — V —

Varallo, Angelo, 1943  
 Varner, Jim, G, 1976-77

## — W —

Waddell, Ray, G, 2000  
 Wade, Emmanuel, G, 2000-01-02-03  
 Waggoner, Gene, G, 1972  
 Wagster, Larry, G, 1959-60-61  
 Walker, Seth, mgr., 2002  
 Walker, Joe, Sr., G, 1946  
 Wall, Ronnie, F, 1966  
 Walter, Byron S., C, 1911-12c  
 Walton, C., 1911-12  
 Ward, Charlie, G-F, 1968-69-70  
 Ward, Edgar, F, 1988  
 Ward, Jesse, F, 1938  
 Warda, Tom, G-F, 1977-78  
 Warren, Chris, G, 2008-09-10-11  
 Washington, Tommy C, 1959; 1961  
 Waters, Jack, F-G, 1959-60-61  
 Watkins, Kevin, G, 1992-93  
 Watson, 1931  
 Watson, Terrence, F, 2008  
 Weathers, Bill, F, 1947  
 Wells, William G., 1924-25  
 White, Bill, F, 1960-61-62  
 White, LaDarius, G, 2012-13-14-15  
 White, Malcolm, F, 2008-09  
 White, Michael, G, 1996-97-98-99co-c  
 White, Terrico, G, 2009-10  
 Wilcher, Patrick, mgr., 2003-04  
 Williams, Bill, G, 1938  
 Williams, Bobby, G, 1956-57-58  
 Williams, Bryce, C, 2020  
 Williams, Donald, G, 2011  
 Williams, Kenny, F, 2007-08  
 Williams, LaTaryl, G, 1999-2000  
 Williams, Mickey, G, 1966  
 Williams, Nick, G, 2011-12-13  
 Williams, Thomas, F, 1934-35  
 Williams, Tommy, F, 1968-69  
 Wilson, Donald Y., 1915  
 Wilson, Marc, C, 1988-90-91  
 Wilson, Ron, head mgr., 2001-02  
 Wing, Albert, 1914, 1916-17c  
 Winter, J. W., F, 1925-26-27  
 Wood, Dan, G, 1941  
 Woodward, Ray, F, 1943; 1946-47  
 Wright, Herb, F, 1975-76  
 Wright, John, G, 1946  
 Wrobel, Derrick, mgr., 1998

## — Y —

Yawn, Henry, 1918  
 Yoder, Gary, G, 1974  
 Young, Fred W., 1916  
 Young, Marquis, C, 2006

**Bold indicates returning players for 2020-21 season**

## ALL-TIME HEAD COACHES

Coach	Years	Wins	Losses	Pct	Coach	Years	Wins	Losses	Pct
E.R. Hubbard (1911)	1	9	3	.750	Eddie Crawford (1963-68)	6	46	97	.322
B.Y. Walton (1912)	1	10	2	.833	Cob Jarvis (1969-76)	8	87	117	.426
C.R. "Dudy" Noble (1919)	1	0	3	.000	Bob Weltlich (1977-82)	6	83	88	.485
R.L. Sullivan (1920-25)	6	66	36	.647	Lee Hunt (1983-86)	4	50	66	.431
Homer Hazel (1926-30)	5	54	32	.628	Ed Murphy (1987-92)	6	76	98	.437
Ed Walker (1931-35)	5	36	46	.439	Rob Evans (1993-98)	6	86	81	.515
George Bohler (1936-38)	3	53	27	.663	Rod Barnes (1999-2006)	8	141	109	.564
Frank Johnson (1939)	1	10	16	.385	Andy Kennedy (2007-2018)	12	245	156	.611
Charles Jaskwhich (1940-42)	3	15	43	.259	Tony Madlock (2018)^	1	1	4	.200
Edwin Hale (1943, 45)	2	23	18	.561	Kermit Davis (2019-Present)	2	35	30	.538
Buster Poole (1946)	1	8	11	.421	*Yrs. with no head coach (1909-1910, 1913-1917)	7	24	42	.364
Jim Whatley (1947-49)	3	26	39	.400	^Served as interim head coach				
B.L. "Country" Graham (1950-62)	13	144	168	.462					



E.R. Hubbard  
1911



B.Y. Walton  
1912



R.L. Sullivan  
1920-1925



Homer Hazel  
1926-1930




Ed Walker  
1931-1935



George Bohler  
1936-1938



Frank Johnson  
1939



Charles Jaskwhich  
1940-1942



Edwin Hale  
1943, 1945



Buster Poole  
1946



Jim Whatley  
1947-1949



B.L. "Country" Graham  
1950-1962



Eddie Crawford  
1963-1968



Cob Jarvis  
1969-1976



Bob Weltlich  
1977-1982



Lee Hunt  
1983-1986



Ed Murphy  
1987-1992



Rob Evans  
1993-1998



Rod Barnes  
1999-2006



Andy Kennedy  
2007-18



Kermit Davis  
2019-Present

## ALL-TIME ASSISTANT COACHES

Abernethy, Todd	2014-18
Adams, Jimmy	1987-90
Alexander, Denny	1991-93
Anderson, Ronnie	1986
Armstrong, Bill	2012-17
Barnes, Doug	1992
Barnes, Rod	1994-98
Bolton, Bill	1969, 1975-76
Bowen, Jay	2004
Bozeman, Eric	1999-2005
Brent, Wayne	1999-2004
Case, Win	2019
Dildy, Tracy	2005-06
Dukes, Marc	1999-2002
Hamilton, Ronnie	2019
Hanks, Mike	1977-81
Harrell, Maurice	1987-90
Hudson, Wendell	1984-85
Jackson, Pete	1978 (VA)
Jarvis, Cob	1967-68
Lockhart, Rahim	2018
Madlock, Tony	2014-18
McCammon, Bill	1983-85
Miller, Owen	2007-11
Moeller, Steve	1983-86
O'Dowd, Dan	1994-98
Oran, Eddie	1977-82
Pate, Grant	2003-04, 2006
Peck, Paul	1991-92
Pennell, Russ	1993-98
Pinkins, Al	2012-14
Prince, John	1981-82
Proctor, Joe	1986
Reed, Ron	1980-82
Ritter, John	1977-78
Robbins, Kenny	1969-74
Robinson, Ronnie	1979
Rouco, Sergio	2012-14
Smith, Dave	1974 (JV)
Smithmier, Lawrence	1987-91
Sutton, Sean	1993
Turner, Ken H.	1972-76
Turner, Ken	1983
Ward, Torrey	2007-11
Watkins, Levi	2019
White, Michael	2005-11

JV - Junior Varsity  
VA - Volunteer Assistant




Rod Barnes (left) and Cob Jarvis boast the distinction of being promoted from assistant to head coach during their Ole Miss careers. They were both standout players on the court for the Rebels, as well.



Mike Hanks



John Prince




Sean Sutton



Tracy Dildy



Michael White



Wendell Hudson

Former Rebel assistants Mike Hanks, John Prince, Sean Sutton, Tracy Dildy, Michael White and Wendell Hudson all went on to become head coaches at the Division I level. Hanks was the head man at Samford (1981-84) and South Alabama (1984-87), Prince was head coach at Jackson State (1986-89), Sutton roamed the sidelines at Oklahoma State (2006-08), Hudson was head women's coach at Alabama (2008-13), Dildy was the head coach at Chicago State (2010-18), and White is in his sixth season as the head coach Florida after four years at Louisiana Tech.

## YEAR-BY-YEAR RECORDS

Season	Record	SEC Record	SEC Finish	Head Coach	Season	Record	SEC Record	SEC Finish	Head Coach
1908-09	1-4				1973-74	15-10	9-9	4th	Cob Jarvis
1909-10	0-7				1974-75	8-18	4-14	9th	Cob Jarvis
1910-11	9-3			E.R. Hubbard	1975-76	6-21	2-16	10th	Cob Jarvis
1911-12	10-2			B.Y. Walton	1976-77	11-16	5-13	9th	Bob Weltlich
1912-13	0-7				1977-78	10-17	5-13	10th	Bob Weltlich
1913-14	8-7				1978-79	11-16	6-12	8th	Bob Weltlich
1914-15	0-3				1979-80	17-13	9-9	5th	Bob Weltlich
1915-16	4-7				1980-81	16-14	8-10	6th	Bob Weltlich
1916-17	11-7				1981-82	18-12	11-7	4th	Bob Weltlich
1917-18	NO GAMES SCHEDULED (World War I)				1982-83	19-12	10-8	2nd	Lee Hunt
1918-19	0-3			C.R. Noble	1983-84	8-20	3-15	10th	Lee Hunt
1919-20	9-4			R.L. Sullivan	1984-85	11-17	5-13	9th	Lee Hunt
1920-21	9-7			R.L. Sullivan	1985-86	12-17	4-14	9th	Lee Hunt
1921-22	7-4			R.L. Sullivan	1986-87	15-14	8-10	6th	Ed Murphy
1922-23	8-7#			R.L. Sullivan	1987-88	13-16	6-12	8th	Ed Murphy
1923-24	16-6#			R.L. Sullivan	1988-89	15-15	8-10	6th	Ed Murphy
1924-25	17-8#			R.L. Sullivan	1989-90	13-17	8-10	5th	Ed Murphy
1925-26	16-2#			Homer Hazel	1990-91	9-19	3-15	8th	Ed Murphy
1926-27	13-5#			Homer Hazel	1991-92	11-17	4-12	5th-W	Ed Murphy
1927-28	10-9#			Homer Hazel	1992-93	10-18	4-12	6th-W	Rob Evans
1928-29	9-9#			Homer Hazel	1993-94	14-13	7-9	4th-W	Rob Evans
1929-30	6-7#			Homer Hazel	1994-95	8-19	3-13	6th-W	Rob Evans
1930-31	6-9#			Ed Walker	1995-96	12-15	6-10	5th-W	Rob Evans
1931-32	9-6#			Ed Walker	1996-97	20-9	11-5	1st-W	Rob Evans
1932-33	6-12	5-7	8th	Ed Walker	1997-98	22-7	12-4	1st-W	Rob Evans
1933-34	7-9	2-8	11th	Ed Walker	1998-99	20-13	8-8	3rd-W	Rod Barnes
1934-35	8-10	5-7	10th	Ed Walker	1999-2000	19-14	5-11	5th-W	Rod Barnes
1935-36	11-9	7-5	8th	George Bohler	2000-01	27-8	11-5	1st-W	Rod Barnes
1936-37	20-6	7-3	3rd	George Bohler	2001-02	20-11	9-7	3rd-W	Rod Barnes
1937-38	22-12	11-2	2nd	George Bohler	2002-03	14-15	4-12	T5th-W	Rod Barnes
1938-39	10-16	4-10	12th	Frank Johnson	2003-04	13-15	5-11	T4th-W	Rod Barnes
1939-40	9-10	3-8	11th	Charles Jaskwch	2004-05	14-17	4-12	5th-W	Rod Barnes
1940-41	2-18	2-15	12th	Charles Jaskwch	2005-06	14-16	4-12	T5th-W	Rod Barnes
1941-42	4-15	3-12	12th	Charles Jaskwch	2006-07	21-13	8-8	T1st-W	Andy Kennedy
1942-43	8-10	6-8	8th	Edwin Hale	2007-08	24-11	7-9	3rd-W	Andy Kennedy
1943-44	NO GAMES SCHEDULED (World War II)				2008-09	16-15	7-9	T4th-W	Andy Kennedy
1944-45	15-8	3-1	3rd	Edwin Hale	2009-10	24-11	9-7	T1st-W	Andy Kennedy
1945-46	8-11	2-8	11th	Buster Poole	2010-11	20-14	7-9	T3rd-W	Andy Kennedy
1946-47	7-14	2-11	11th	Jim Whatley	2011-12	20-14	8-8	T6th	Andy Kennedy
1947-48	11-12	5-9	10th	Jim Whatley	2012-13	27-9	12-6	T2nd	Andy Kennedy
1948-49	8-13	4-12	11th	Jim Whatley	2013-14	19-14	9-9	T6th	Andy Kennedy
1949-50	8-17	4-13	12th	B.L. Graham	2014-15	21-13	11-7	T3rd	Andy Kennedy
1950-51	12-12	5-9	10th	B.L. Graham	2015-16	20-12	10-8	T6th	Andy Kennedy
1951-52	15-11	8-6	5th	B.L. Graham	2016-17	22-14	10-8	T5th	Andy Kennedy
1952-53	14-11	5-8	7th	B.L. Graham	2017-18	12-20	5-13	14th	Andy Kennedy
1953-54	12-12	7-7	6th	B.L. Graham	2018-19	20-13	10-8	T6th	Kermit Davis
1954-55	8-15	5-9	9th	B.L. Graham	2019-20	15-17	6-12	12th	Kermit Davis
1955-56	10-13	4-10	10th	B.L. Graham	<b>Totals</b>	<b>1328-1332</b>	<b>528-843</b>	<b>(110 seasons)</b>	
1956-57	9-12	4-10	10th	B.L. Graham	# — Ole Miss competed in the Southern Conference from 1922-1932				
1957-58	12-12	6-8	8th	B.L. Graham	W — Southeastern Conference Western Division from 1992-2011				
1958-59	7-17	1-13	12th	B.L. Graham					
1959-60	15-9	8-6	4th	B.L. Graham					
1960-61	10-14	5-9	9th	B.L. Graham					
1961-62	12-13	5-9	9th	B.L. Graham					
1962-63	7-17	4-10	10th	Eddie Crawford					
1963-64	10-12	7-7	7th	Eddie Crawford					
1964-65	4-21	1-15	11th	Eddie Crawford					
1965-66	5-18	2-14	10th	Eddie Crawford					
1966-67	13-12	7-11	7th	Eddie Crawford					
1967-68	7-17	4-14	9th	Eddie Crawford					
1968-69	10-14	7-11	7th	Cob Jarvis					
1969-70	10-15	6-12	7th	Cob Jarvis					
1970-71	11-15	6-12	8th	Cob Jarvis					
1971-72	13-12	8-10	6th	Cob Jarvis					
1972-73	14-12	8-10	6th	Cob Jarvis					

### RECORD BY DECADES

Decade	No. of Years	Record	Pct.
1901-10	2	1-11	.083
1911-20	9	51-43	.543
1921-30	10	111-64	.634
1931-40	10	108-99	.522
1941-50	9	71-118	.376
1951-60	10	114-124	.479
1961-70	10	88-153	.365
1971-80	10	116-150	.436
1981-90	10	140-154	.476
1991-2000	10	145-144	.502
2001-10	10	187-132	.586
2011-20	10	181-123	.595
<b>Totals</b>	<b>110</b>	<b>1328-1332</b>	<b>.499</b>

## SINGLE SEASON TEAM RECORDS

### MOST GAMES

1.	36	(2016-17)
	36	(2012-13)
3.	35	(2009-10)
	35	(2007-08)
	35	(2000-01)
6.	34	(2014-15)
	34	(2011-12)
	34	(2010-11)
	34	(1937-38)

### MOST WINS

1.	27	(2012-13)
	27	(2000-01)
3.	24	(2009-10)
	24	(2007-08)
5.	22	(2016-17)
	22	(1997-98)
	22	(1937-38)
8.	21	(2006-07)
	21	(2014-15)
10.	20	(2018-19)
	20	(2015-16)
	20	(2011-12)
	20	(2010-11)
	20	(2001-02)
	20	(1998-99)

### MOST SEC WINS

1.	12	(2012-13)
	12	(1997-98)
3.	11	(2014-15)
	11	(2000-01)
	11	(1996-97)
	11	(1937-38)

### MOST LOSSES

1.	21	(1975-76)
	21	(1964-65)
3.	20	(2017-18)
	20	(1983-84)
5.	19	(1994-95)
	19	(1990-91)
	19	(1974-75)

### MOST SEC LOSSES

1.	16	(1975-76)
2.	15	(1990-91)
	15	(1983-84)
	15	(1974-75)
5.	14	(1985-86)

### MOST POINTS SCORED

1.	2,807	(2016-17)
2.	2,781	(2007-08)
3.	2,779	(2012-13)
4.	2,743	(2009-10)
5.	2,540	(1998-99)

### HIGHEST SCORING AVERAGE

1.	90.8	(1970-71)
2.	81.6	(1974-75)
3.	80.5	(1997-98)
4.	80.5	(1991-92)
5.	80.0	(1971-72)

### MOST FIELD GOALS MADE

1.	1,034	(2007-08)
2.	986	(2009-10)
3.	977	(2012-13)
4.	929	(2006-07)
5.	914	(2016-17)

### MOST FIELD GOALS ATTEMPTED

1.	2,253	(2007-08)
2.	2,230	(2012-13)
3.	2,185	(2009-10)
4.	2,161	(2016-17)
5.	2,134	(1951-52)

### BEST FIELD GOAL PERCENTAGE

1.	54.3	(1981-82)
2.	51.5	(1979-80)
3.	49.8	(1980-81)
4.	48.9	(1978-79)
5.	48.5	(1982-83)

### MOST 3-POINT FIELD GOALS MADE

1.	286	(2009-10)
2.	283	(2016-17)
3.	273	(2007-08)
4.	272	(2018-19)
5.	260	(2010-11)

### MOST 3-POINT FIELD GOALS ATTEMPTED

1.	814	(2016-17)
2.	796	(2009-10)
3.	788	(2017-18)
4.	761	(2013-14)
5.	760	(2018-19)

### BEST 3-POINT FIELD GOAL PERCENTAGE

1.	39.7	(1989-90)
2.	38.1	(1995-96)
3.	38.0	(2001-02)
4.	37.8	(1991-92)
5.	37.8	(1986-87)

### MOST FREE THROWS MADE

1.	587	(2012-13)
2.	561	(2015-16)
3.	559	(2014-15)
4.	552	(2013-14)
5.	545	(1970-71)

### MOST FREE THROWS ATTEMPTED

1.	926	(2016-17)
2.	866	(2012-13)
3.	836	(1998-99)
4.	831	(1997-98)
5.	829	(2000-01)

### BEST FREE THROW PERCENTAGE

1.	78.3	(2018-19)
2.	77.3	(2014-15)
3.	75.6	(2010-11)
4.	75.2	(2016-17)
	75.2	(1970-71)

### MOST REBOUNDS

1.	1,423	(2016-17)
2.	1,421	(2007-08)
3.	1,400	(2012-13)
4.	1,377	(2009-10)
5.	1,299	(2011-12)

### BEST REBOUNDING AVERAGE

1.	50.1	(1956-57)
2.	46.8	(1972-73)
3.	45.8	(1975-76)
4.	45.4	(1973-74)
5.	44.6	(1969-70)

### MOST ASSISTS

1.	558	(2007-08)
2.	545	(1998-99)
3.	500	(2000-01)
4.	488	(1991-92)
5.	486	(2009-10)

### MOST TURNOVERS

1.	546	(1999-2000)
2.	540	(1976-77)
3.	532	(1993-94)
4.	516	(2016-17)
5.	503	(1992-93)

### MOST BLOCKED SHOTS

1.	185	(2012-13)
2.	184	(2009-10)
3.	182	(2013-14)
4.	180	(2010-11)
5.	178	(2011-12)

### MOST STEALS

1.	326	(1998-99)
2.	297	(2012-13)
3.	285	(2000-01)
4.	270	(1988-89)
5.	259	(2009-10)

### MOST PERSONAL FOULS

1.	719	(2000-01)
2.	703	(2016-17)
	703	(1999-2000)
4.	678	(1998-99)
5.	668	(2014-15)



## SINGLE GAME TEAM RECORDS

### MOST POINTS SCORED

- 118 vs. Union (12-10-53)
- 117 vs. Arkansas (12-10-73)
- 114 vs. Arkansas A&M (12-4-70)
- 113 vs. Southern Miss, 2OT (12-19-95)
- 113 vs. LSU, OT (3-4-89)
- 113 vs. LSU (1-30-71)
- 113 vs. Baylor (12-29-70)
- 113 vs. Howard (12-1-55)

### MOST FIELD GOALS MADE

- 56 vs. Arkansas (12-10-73)
- 48 vs. Vanderbilt (12-22-70)
- 47 vs. Arkansas A&M (12-4-70)
- 46 vs. Florence State (12-15-52)
- 45 vs. LSU (1-30-71)
- 45 vs. NE Louisiana (12-1-70)
- 45 vs. Lipscomb (12-10-55)
- 45 vs. Union (12-10-53)

### MOST FIELD GOALS ATTEMPTED

- 117 vs. Georgia (1-7-52)
- 112 vs. Mississippi College (12-3-51)
- 109 vs. Birmingham-Southern (1-5-52)
- 107 vs. Howard (12-1-55)
- 104 vs. LSU (3-8-75)

### BEST FIELD GOAL PERCENTAGE

- 76.3 vs. Vanderbilt (1-5-83), 29-38 FG (SEC record for a league game)
- 72.9 vs. Mississippi State (2-16-80), 27-37 FG
- 68.9 vs. Mississippi State (1-23-82), 20-29 FG
- 67.7 vs. Centenary (12-19-2009), 42-62 FG
- 67.4 vs. LSU (2-24-82), 29-42 FG

### MOST 3-POINT FIELD GOALS MADE

- 15 at Syracuse (3-18-2017)
- 15 vs. Oregon (12-8-2013)
- 14 vs. Middle Tennessee (12-14-2019)
- 14 vs. Texas A&M-Corpus Christi (12-19-2017)
- 14 at Missouri (2-3-2016)
- 14 vs. Missouri (2-8-2014)
- 14 vs. Arkansas (3-5-2011)
- 14 vs. Jacksonville State (12-29-2009)

### MOST 3-POINT FIELD GOALS ATTEMPTED

- 35 vs. Oregon (12-8-2013)
- 35 vs. Mississippi State (1-13-2011)
- 34 vs. Alabama (3-10-2016)
- 34 vs. Troy State (12-18-2000)
- 33 at Auburn (2-13-2019)

### BEST 3-POINT FIELD GOAL PERCENTAGE

- 100.0 vs. San Diego State (12-28-86), 4-4 FG
- 83.3 vs. SE Louisiana (12-7-87), 5-6 FG
- 75.0 vs. Mississippi State (2-14-87), 6-8 FG
- 72.7 vs. Tennessee (3-9-90), 8-11
- 70.0 vs. Lamar (12-4-93), 7-10 FG
- 70.0 vs. Georgia (12-22-89), 7-10 FG

### MOST FREE THROWS MADE

- 41 vs. Vanderbilt (1-17-55)
- 40 vs. Tulane (2-26-55)
- 40 vs. Georgia Southern (11-16-2015)
- 39 vs. Vanderbilt (2-13-80)
- 39 vs. Eastern Kentucky (12-16-59)

### MOST FREE THROWS ATTEMPTED

- 55 vs. Vanderbilt (2-13-80)
- 53 vs. Georgia Southern (11-16-15)
- 52 vs. Arkansas (1-9-99)
- 52 vs. Tulane (2-26-55)
- 51 vs. Southern Miss (12-19-95)
- 51 vs. Eastern Kentucky (12-16-55)

### BEST FREE THROW PERCENTAGE

- (10-19 attempts)
- 100.0 vs. Mississippi State (2-28-59), 10-10 FT
  - 94.7 vs. Texas A&M (2-6-19), 18-19 FT
  - 94.4 vs. Mississippi State (2-20-82), 17-18 FT
- (20-29 attempts)
- 100.0 vs. South Alabama (11-18-2008), 22-22 FT
  - 96.2 vs. Arkansas (1-11-2020), 25-26 FT
  - 95.7 vs. Baylor (1-28-2017), 22-23 FT
  - 95.7 vs. Murray State (11-17-2010), 22-23 FT

(30+ attempts)

- 89.2 vs. Alabama (2-6-82), 33-37 FT
- 88.6 vs. Georgia (2-16-57), 31-35 FT
- 87.8 vs. Texas (12-5-66), 36-41 FT

### MOST REBOUNDS

- 84 vs. Indiana State-Evansville (12-1-75)
- 80 vs. Howard (12-2-57)
- 73 vs. SE Louisiana (12-2-58)
- 71 vs. Arkansas A&M (12-6-67)
- 69 vs. Arkansas A&M (12-4-71)

### MOST ASSISTS

- 33 vs. Sam Houston State (12-30-89)
- 32 vs. Centenary (12-19-2009)
- 29 vs. UT-Martin (12-21-2004)
- 29 vs. Prairie View A&M (12-29-98)
- 28 vs. Houston Baptist (2-5-96)
- 28 vs. Lamar (12-4-93)

### MOST BLOCKED SHOTS

- 13 vs. Bradley (12-19-2016)
- 13 vs. Loyola-New Orleans (12-1-93)
- 12 vs. Mississippi Valley State (12-10-2011)
- 12 vs. Arkansas (2-5-2011)
- 12 vs. Indiana (11-19-2009)
- 12 vs. Prairie View A&M (12-29-99)

### MOST STEALS

- 24 vs. Christian Brothers (11-25-88)
- 22 vs. Prairie View A&M (11-30-91)
- 21 vs. Houston Baptist (2-5-96)
- 20 vs. Lipscomb (11-23-2012)
- 18 vs. Louisiana-Monroe (11-24-2007)
- 18 vs. Louisiana-Monroe (12-18-2004)
- 18 vs. LSU (2-27-99)
- 18 vs. NE Louisiana (12-2-98)
- 18 vs. Georgia (1-22-94)

### MOST TURNOVERS

- 39 vs. Missouri-Western (11-29-75)
- 33 vs. Kentucky (1-24-77)
- 32 vs. McNeese State (12-31-94)
- 31 vs. Tennessee Tech (12-3-79)
- 30 vs. Ball State (12-6-97)
- 30 vs. Long Island (12-5-97)
- 30 vs. Arkansas (1-5-94)

### MOST PERSONAL FOULS

- 38 vs. Kentucky (3-5-82)
- 35 vs. Kentucky (3-5-99)
- 35 vs. Florida (2-2-91)
- 34 Five Times



B.L. "Country" Graham's 1953-54 squad set a school record with 118 points vs. Union, which still stands as the most points in a game in program history.

## 100-POINT GAMES

1-2-52	Kentucky	^58-116	L	12-4-70	Arkansas A&M	114-86	W	12-4-78	Bowling Green	100-78	W	11-24-06	Nicholls	100-80	W
1-7-52	Georgia	103-52	W	12-12-70	Auburn	108-96	W	1-11-79	Miss. State (2ot)	92-101	L	11-16-07	Lamar	108-70	W
12-8-52	Arkansas St.	100-80	W	12-15-70	Southern Miss	109-100	W	11-25-88	Christian Brothers	101-60	W	11-27-07	Troy	102-76	W
12-15-52	Florence St.	111-92	W	12-19-70	Marshall	98-118	L	2-1-89	LSU	75-105	L	12-13-08	New Mexico	70-103	L
12-20-52	Arkansas	72-104	L	12-22-70	Vanderbilt	112-130	L	3-4-89	LSU (ot)	%113-112	W	12-19-09	Centenary	108-64	W
12-10-53	Union	*118-82	W	12-29-70	Baylor	&113-132	L	1-24-90	Miss. State (4ot)	102-104	L	12-13-10	Miss. Valley St.	101-69	W
12-1-55	Howard	113-62	W	12-30-70	The Citadel	90-109	L	2-21-90	Georgia	83-107	L	12-30-10	Alcorn State	100-62	W
12-10-55	David Lipscomb	109-78	W	1-2-71	Kentucky	95-103	L	3-3-90	LSU	94-103	L	2-16-12	Vanderbilt	76-102	L
12-14-55	Howard	108-74	W	1-25-71	Florida	86-106	L	1-30-91	Georgia	62-117	L	11-22-13	Miss. Valley St.	111-82	W
1-30-56	Miss. State	79-100	L	1-30-71	LSU	113-90	W	11-30-91	Prairie View	101-50	W	12-8-13	Oregon	105-115	L
2-6-56	LSU	76-100	L	2-1-71	Alabama	91-101	L	12-19-91	Alcorn State	111-67	W	3-5-14	Arkansas	80-110	L
2-18-56	Georgia	105-65	W	2-6-71	Kentucky	86-121	L	1-18-92	Arkansas	93-114	L	12-16-17	Illinois State (ot)	97-101	L
2-22-57	Tulane	74-102	L	12-4-71	Arkansas A&M	107-60	W	2-25-92	LSU	69-100	L	<b>Overall 100-point game record . . . 44-55</b>			
2-16-59	Florida (ot)	97-102	L	12-15-71	Southern Miss	107-92	W	2-29-92	Auburn	84-110	L	<b>Key:</b>			
2-3-62	Tulane	77-107	L	3-4-72	LSU	101-78	W	3-7-92	Arkansas	83-100	L	^ Largest margin of defeat for Ole Miss in a 100-point contest; largest margin of defeat in Rebel history was an 84-18 setback to Miss. State in the 1913-14 season			
2-8-64	Kentucky	59-102	L	12-29-72	Texas A&M	83-100	L	12-3-92	Houston Baptist	103-61	W	* Most points scored by Ole Miss in a single game			
1-9-65	Alabama	72-107	L	12-10-73	Arkansas	117-66	W	12-21-92	SW Louisiana	87-103	L	# First game in Tad Smith Coliseum			
1-23-65	Miss. State	72-101	L	12-28-73	Louisiana Tech.	105-76	W	2-15-95	LSU	102-90	W	& Most points by an Ole Miss opponent; most points combined in a single game in Ole Miss history			
2-6-65	Kentucky	65-102	L	1-6-75	Auburn	86-104	L	12-19-95	Southern Miss (2ot)	113-107	W	% Gerald Glass-Chris Jackson duel (Glass 53 points, Jackson 55)			
1-8-66	Tennessee	55-102	L	1-11-75	Tennessee	82-102	L	2-5-96	Houston Baptist	106-63	W	\$ School record for largest margin of victory			
1-10-66	Vanderbilt	58-106	L	1-27-75	Miss. State	80-100	L	12-5-97	Long Island	102-99	W				
2-21-66	Kentucky	#65-108	L	2-17-75	Kentucky	89-108	L	12-17-97	Belmont	100-59	W				
12-2-67	Miss. College	108-87	W	2-22-75	Florida	101-92	W	12-20-97	Prairie View	106-59	W				
2-26-68	Georgia	77-111	L	1-10-76	LSU	74-100	L	2-5-98	Arkansas	87-100	L				
2-8-69	Kentucky	68-104	L	2-21-76	Tennessee	81-105	L	11-28-98	Austin Peay St.	105-62	W				
1-31-70	LSU	86-109	L	3-8-76	Auburn	88-103	L	12-7-98	West Alabama	101-68	W				
2-7-70	Kentucky	85-120	L	1-10-77	Alabama	88-101	L	12-29-98	Prairie View	\$111-50	W				
2-28-70	LSU	90-103	L	1-24-77	Kentucky	73-100	L	3-3-2001	Alabama	105-71	W				
12-1-70	NE Louisiana	112-97	W	11-26-77	Notre Dame	62-111	L	11-26-05	Centenary	107-67	W				


### LARGEST MARGIN OF VICTORY

	Date	Opponent	OM	Opp.	Margin
1.	12/29/1998	Prairie View A&M	111	50	61
2.	12/7/1950	Southwestern	89	30	59
T3.	1923-24	College Hill	56	2	54
T3.	1/26/1917	Union	70	16	54
5.	2/26/1945	Arkansas State	76	24	52
T6.	11/18/2000	Arkansas-Pine Bluff	98	47	51
T6.	11/30/1991	Prairie View A&M	101	50	51
T6.	12/10/1973	Arkansas	117	66	51
T6.	12/2/1957	Howard	97	46	51
T6.	12/1/1955	Howard	113	62	51
T6.	1/7/1952	Georgia	103	52	51
T6.	2/2/1937	Water Valley	83	32	51
13.	1/5/1952	Birmingham So.	92	42	50
14.	11/16/1998	Belmont	91	42	49
15.	2/12/1914	Meridian YMCA	68	20	48
T16.	11/28/2001	Morris Brown	92	45	47
T16.	12/30/1997	Northwestern State	99	52	47
T16.	12/20/1997	Prarie View A&M	106	59	47
T19.	11/23/2012	Lipscomb	91	45	46
T19.	1/8/1932	Ecro	76	30	46
T19.	2/9/1911	Clark Memorial	53	7	46
T21.	11/24/1997	Ark. Pine Bluff	81	36	45
T21.	12/30/1995	Prairie View A&M	96	51	45
T21.	1/9/1937	Tupelo	64	19	45
T21.	2/16/1920	Millsaps	60	15	45
T25.	12/19/2009	Centenary	108	64	44
T25.	11/23/1998	Alabama A&M	89	45	44
T25.	12/19/1991	Alcorn State	111	67	44

### LARGEST MARGIN OF DEFEAT

	Date	Opponent	OM	Opp.	Margin
1.	2/26/1914	Miss. State	18	84	66
2.	1/2/1952	Kentucky	58	116	58
3.	1/30/1991	Georgia	62	117	55
4.	2/16/1949	Kentucky	31	85	54
T5.	11/19/2005	New Mexico	42	95	53
T5.	2/15/1947	Alabama	30	83	53
T5.	2/25/1914	Miss. State	15	68	53
8.	1/25/1913	Union	26	77	51
9.	11/26/1977	Notre Dame	62	111	49
10.	1/10/1966	Vanderbilt	58	106	48
T11.	2/17/1993	Florida	47	94	47
T11.	1/8/1966	Tennessee	55	102	47
T11.	2/3/1951	Kentucky	39	86	47
14.	2/8/1965	Tennessee	50	96	46
15.	2/16/2000	LSU	53	97	44
T16.	1/30/1967	Kentucky	53	96	43
T16.	2/21/1966	Kentucky	65	108	43
T16.	2/8/1964	Kentucky	59	102	43
T19.	1/14/1995	Miss. State	52	94	42
T19.	2/3/1968	Tennessee	46	88	42
T19.	1/27/1968	Tennessee	46	88	42
T22.	11/29/2019	Oklahoma State	37	78	41
T22.	2/14/1939	LSU	18	59	41
T24.	2/22/2006	Kentucky	40	80	40
T24.	2/15/1950	Kentucky	50	90	40
T24.	2/11/1949	Tulane	34	74	40
T24.	2/4/1915	Millsaps	20	60	40

## 2,000-POINT CLUB



1. JOHN STROUD		2,328		
YEAR	GAMES	PTS	AVG	
1976-77	26	376	14.5	
1977-78	27	488	18.1	
1978-79	27	709	26.3	
1979-80	30	755	25.2	
<b>TOTALS</b>	<b>110</b>	<b>2328</b>	<b>21.2</b>	

*Stroud's 2,328 career points third in SEC history.*




2. JOE HARVELL		2,078		
YEAR	GAMES	PTS	AVG	
1989-90	30	395	13.2	
1990-91	28	488	17.4	
1991-92	28	699	25.0	
1992-93	28	496	17.7	
<b>TOTALS</b>	<b>114</b>	<b>2078</b>	<b>18.2</b>	

*Harvell's 2,078 career points 18th in SEC history.*




3. CHRIS WARREN		2,021		
YEAR	GAMES	PTS	AVG	
2007-08	35	554	15.8	
2008-09	11	216	19.6	
2009-10	35	602	17.2	
2010-11	34	649	19.1	
<b>TOTALS</b>	<b>115</b>	<b>2021</b>	<b>17.6</b>	


## 1,000-POINT CLUB




4. CARLOS CLARK		1,822		
YEAR	GAMES	PTS	AVG	
1979-80	29	164	5.7	
1980-81	28	392	14.0	
1981-82	30	634	21.1	
1982-83	31	632	20.4	
<b>TOTALS</b>	<b>118</b>	<b>1822</b>	<b>15.4</b>	



8. KEITH CARTER		1,682		
YEAR	GAMES	PTS	AVG	
1995-96	27	372	13.8	
1996-97	28	340	12.1	
1997-98	29	428	14.8	
1998-99	33	542	16.4	
<b>TOTALS</b>	<b>117</b>	<b>1682</b>	<b>14.3</b>	



5. ELSTON TURNER		1,805		
YEAR	GAMES	PTS	AVG	
1977-78	27	269	9.9	
1978-79	27	430	15.9	
1979-80	30	508	16.9	
1980-81	29	598	20.6	
<b>TOTALS</b>	<b>113</b>	<b>1805</b>	<b>15.9</b>	




9. JARVIS SUMMERS		1,629		
YEAR	GAMES	PTS	AVG	
2011-12	34	354	10.4	
2012-13	34	309	9.1	
2013-14	33	570	17.3	
2014-15	33	396	12.0	
<b>TOTALS</b>	<b>134</b>	<b>1629</b>	<b>12.2</b>	



6. BREEIN TYREE		1,797		
YEAR	GAMES	PTS	AVG	
2016-17	34	249	7.3	
2007-18	33	347	10.8	
2018-19	33	591	17.9	
2019-20	31	610	19.7	
<b>TOTALS</b>	<b>130</b>	<b>1797</b>	<b>13.8</b>	




10. JOE GIBBON		1,601		
YEAR	GAMES	PTS	AVG	
1953-54	20	109	5.5	
1954-55	23	373	16.2	
1955-56	22	488	22.2	
1956-57	21	631	30.1	
<b>TOTALS</b>	<b>86</b>	<b>1601</b>	<b>18.9</b>	




7. JUSTIN REED		1,785		
YEAR	GAMES	PTS	AVG	
2000-01	35	385	11.0	
2001-02	31	453	14.6	
2002-03	28	430	15.4	
2003-04	28	517	18.5	
<b>TOTALS</b>	<b>122</b>	<b>1785</b>	<b>14.6</b>	



11. GERALD GLASS		1,564		
YEAR	GAMES	PTS	AVG	
1988-89	30	841	28.0	
1989-90	30	723	24.1	
<b>TOTALS</b>	<b>60</b>	<b>1564</b>	<b>26.1</b>	



12. DON KESSINGER				1,553
YEAR	GAMES	PTS	AVG	
1961-62	25	536	21.4	
1962-63	23	501	21.8	
1963-64	22	516	23.5	
<b>TOTALS</b>			<b>70</b>	
	1553		22.2	




20. COB JARVIS				1,313
YEAR	GAMES	PTS	AVG	
1951-52	26	403	15.5	
1952-53	24	557	23.2	
1953-54	18	353	19.6	
<b>TOTALS</b>			<b>68</b>	
	1313		19.3	




13. TERENCE DAVIS				1,512
YEAR	GAMES	PTS	AVG	
2015-16	20	36	1.8	
2016-17	36	535	14.9	
2017-18	32	440	13.8	
2018-19	33	501	15.2	
<b>TOTALS</b>	121	1512	12.5	



21. STEFAN MOODY				1,294
YEAR	GAMES	PTS	AVG	
2014-15	34	563	16.6	
2015-16	31	731	23.6	
<b>TOTALS</b>	65	1294	19.9	




14. AARON HARPER				1,505
YEAR	GAMES	PTS	AVG	
2000-01	35	321	9.2	
2001-02	31	368	11.9	
2002-03	29	354	12.2	
2003-04	28	462	16.5	
<b>TOTALS</b>	123	1505	12.2	




22. MARSHALL HENDERSON				1,293
YEAR	GAMES	PTS	AVG	
2012-13	36	722	20.6	
2013-14	30	571	19.3	
<b>TOTALS</b>	66	1293	19.6	



15. MURPHY HOLLOWAY				1,476
YEAR	GAMES	PTS	AVG	
2008-09	31	261	8.4	
2009-10	34	345	10.1	
2011-12	31	348	11.2	
2012-13	36	522	14.5	
<b>TOTALS</b>	132	1476	11.2	




23. JASON SMITH				1,286
YEAR	GAMES	PTS	AVG	
1995-96	27	248	9.2	
1996-97	29	330	11.4	
1997-98	29	283	9.8	
1998-99	33	425	12.9	
<b>TOTALS</b>	118	1286	10.9	



16. ANSU SESAY				1,428
YEAR	GAMES	PTS	AVG	
1994-95	27	195	7.2	
1995-96	25	264	10.6	
1996-97	29	429	14.8	
1997-98	29	540	18.6	
<b>TOTALS</b>	110	1428	13.0	




24. ZACH GRAHAM				1,274
YEAR	GAMES	PTS	AVG	
2007-08	35	206	5.9	
2008-09	31	264	8.5	
2009-10	35	321	9.2	
2010-11	34	483	14.2	
<b>TOTALS</b>	135	1274	9.4	




17. ERIC LAIRD				1,421
YEAR	GAMES	PTS	AVG	
1981-82	30	239	7.9	
1982-83	31	347	11.2	
1983-84	28	488	17.3	
1984-85	21	347	16.5	
<b>TOTALS</b>	110	1421	12.9	




25. SEBASTIAN SAIZ				1,273
YEAR	GAMES	PTS	AVG	
2013-14	33	168	5.1	
2014-15	34	257	7.6	
2015-16	26	305	11.7	
2016-17	36	543	15.1	
<b>TOTALS</b>	129	1273	9.9	




18. JACK WATERS				1,384
YEAR	GAMES	PTS	AVG	
1958-59	24	446	18.6	
1959-60	24	469	19.5	
1960-61	23	469	20.4	
<b>TOTALS</b>	71	1384	19.5	




26. B.L. "COUNTRY" GRAHAM				1,259
YEAR	GAMES	PTS	AVG	
1935-36	18	262	14.6	
1936-37	26	422	16.2	
1937-38	32	575	17.4	
<b>TOTALS</b>	76	1259	16.6	



19. TIM JUMPER				1,375
YEAR	GAMES	PTS	AVG	
1987-88	29	394	13.6	
1988-89	22	277	12.6	
1989-90	30	353	11.8	
1990-91	28	351	12.5	
<b>TOTALS</b>	109	1375	12.6	




27. DWAYNE CURTIS				1,232
YEAR	GAMES	PTS	AVG	
2005-06	29	393	13.6	
2006-07	26	316	12.2	
2007-08	35	523	14.9	
<b>TOTALS</b>	90	1232	13.7	




<b>28. WALTER ACTWOOD</b>			
YEAR	GAMES	PTS	AVG
1973-74	25	245	9.8
1974-75	26	360	13.8
1975-76	27	324	12.0
1976-77	25	287	11.5
<b>TOTALS</b>	<b>103</b>	<b>1216</b>	<b>11.8</b>




<b>35. TERRANCE HENRY</b>			
YEAR	GAMES	PTS	AVG
2008-09	31	131	4.2
2009-10	33	211	6.4
2010-11	34	329	9.7
2011-12	34	424	12.5
<b>TOTALS</b>	<b>132</b>	<b>1095</b>	<b>8.3</b>




<b>29. ROD BARNES</b>			
YEAR	GAMES	PTS	AVG
1984-85	16	17	1.1
1985-86	29	297	10.2
1986-87	29	336	11.6
1987-88	29	551	19.0
<b>TOTALS</b>	<b>103</b>	<b>1201</b>	<b>11.7</b>




<b>36. COOLIDGE BALL</b>			
YEAR	GAMES	PTS	AVG
1971-72	25	421	16.8
1972-73	26	357	13.7
1973-74	25	294	11.8
<b>TOTALS</b>	<b>76</b>	<b>1072</b>	<b>14.1</b>




<b>30. RAHIM LOCKHART</b>			
YEAR	GAMES	PTS	AVG
1997-98	27	95	3.5
1998-99	28	206	7.4
1999-2000	33	403	12.2
2000-01	35	456	13.0
<b>TOTALS</b>	<b>123</b>	<b>1160</b>	<b>9.4</b>




<b>37. JASON HARRISON</b>			
YEAR	GAMES	PTS	AVG
1998-99	33	208	6.3
1999-00	33	311	9.4
2000-01	35	247	7.1
2001-02	31	300	9.7
<b>TOTALS</b>	<b>132</b>	<b>1066</b>	<b>8.1</b>




<b>31. KEN TURNER</b>			
YEAR	GAMES	PTS	AVG
1966-67	25	359	14.5
1967-68	24	332	13.8
1968-69	24	468	19.5
<b>TOTALS</b>	<b>73</b>	<b>1159</b>	<b>15.9</b>




<b>38. RON COLEMAN</b>			
YEAR	GAMES	PTS	AVG
1967-68	23	244	10.6
1968-69	24	303	12.6
1969-70	24	499	20.8
<b>TOTALS</b>	<b>71</b>	<b>1046</b>	<b>14.7</b>



<b>32. JACK MARSHALL</b>			
YEAR	GAMES	PTS	AVG
1945-46	17	162	10.6
1946-47	19	133	7.0
1947-48	23	280	12.2
1948-49	21	283	13.5
1949-50	25	279	11.2
<b>TOTALS</b>	<b>105</b>	<b>1137</b>	<b>10.8</b>




<b>39. DENVER BRACKEEN</b>			
YEAR	GAMES	PTS	AVG
1953-54	20	441	22.1
1954-55	22	599	27.2
<b>TOTALS</b>	<b>42</b>	<b>1040</b>	<b>24.8</b>



<b>33. JOE AYERS</b>			
YEAR	GAMES	PTS	AVG
1983-84	27	150	5.6
1984-85	27	338	12.5
1985-86	29	244	8.4
1986-87	29	398	13.7
<b>TOTALS</b>	<b>112</b>	<b>1130</b>	<b>10.1</b>



<b>40. TODD ABERNETHY</b>			
YEAR	GAMES	PTS	AVG
2003-04	28	150	5.4
2004-05	31	256	8.3
2005-06	30	259	8.6
2006-07	33	371	11.2
<b>TOTALS</b>	<b>122</b>	<b>1036</b>	<b>8.5</b>



<b>34. FRED COX</b>			
YEAR	GAMES	PTS	AVG
1971-72	25	401	16.0
1972-73	26	370	14.2
1973-74	25	334	13.4
<b>TOTALS</b>	<b>76</b>	<b>1105</b>	<b>14.5</b>


## INDIVIDUAL RECORDS

\* - Denotes SEC Record

### POINTS SCORED

#### CAREER

- 2,328 John Stroud (110 games, 1977-80)
- 2,078 Joe Harvell (114 games, 1990-93)
- 2,021 Chris Warren (115 games, 2008-11)
- 1,822 Carlos Clark (118 games, 1980-83)
- 1,805 Elston Turner (113 games, 1978-81)
- 1,797 Breein Tyree (130 games, 2017-20)
- 1,785 Justin Reed (122 games, 2001-04)
- 1,682 Keith Carter (117 games, 1996-99)
- 1,629 Jarvis Summers (134 games, 2012-15)
- 1,601 Joe Gibbon (86 games, 1954-57)
- 1,564 Gerald Glass (60 games, 1989-90)
- 1,553 Don Kessinger (70 games, 1962-64)
- 1,512 Terence Davis (121 games, 2016-19)
- 1,505 Aaron Harper (123 games, 2001-04)
- 1,476 Murphy Holloway (132 games, 2009-13)
- 1,428 Ansu Sesay (110 games, 1995-98)
- 1,421 Eric Laird (110 games, 1982-85)
- 1,384 Jack Waters (71 games, 1959-61)
- 1,375 Tim Jumper (109 games, 1988-91)
- 1,313 Cob Jarvis (68 games, 1952-54)
- 1,294 Stefan Moody (65 games, 2014-16)
- 1,293 Marshall Henderson (66 games, 2013-14)
- 1,286 Jason Smith (118 games, 1996-99)
- 1,274 Zach Graham (135 games, 2008-11)
- 1,273 Sebastian Saiz (129 games, 2014-17)
- 1,259 B.L. Graham (76 games, 1936-38)
- 1,232 Dwayne Curtis (90 games, 2006-08)
- 1,216 Walter Actwood (103 games, 1974-77)
- 1,201 Roderick Barnes (103 games, 1985-88)
- 1,160 Rahim Lockhart (123 games, 1998-2001)
- 1,159 Ken Turner (73 games, 1967-69)
- 1,137 Jack Marshall (105 games, 1946-50)
- 1,130 Joe Ayers (112 games, 1984-87)
- 1,105 Fred Cox (76 games, 1972-74)
- 1,095 Terrance Henry (132 games, 2009-12)
- 1,072 Coolidge Ball (76 games, 1972-74)
- 1,066 Jason Harrison (132 games, 1999-2002)
- 1,046 Ron Coleman (71 games, 1968-70)
- 1,040 Denver Brackeen (42 games, 1954-55)
- 1,036 Todd Abernethy (122 games, 2004-07)



Ole Miss' all-time leading scorer John Stroud boasts the third-most points in SEC history.

#### SEASON

- 923 Johnny Neumann (23 games, 1971)
- 841 Gerald Glass (30 games, 1989)
- 755 John Stroud (30 games, 1980)
- 731 Stefan Moody (31 games, 2016)
- 723 Gerald Glass (30 games, 1990)
- 722 Marshall Henderson (36 games, 2013)
- 709 John Stroud (27 games, 1979)
- 699 Joe Harvell (28 games, 1992)
- 649 Chris Warren (34 games, 2011)
- 634 Carlos Clark (30 games, 1982)

#### GAME

- 63 Johnny Neumann vs. LSU (1-30-71)
- 60 Johnny Neumann vs. Baylor (12-29-70)
- 57 Johnny Neumann vs. USM (12-15-70)
- 53 Gerald Glass vs. LSU (3-4-89)
- 53 Johnny Neumann vs. Vanderbilt (12-2-70)
- 51 Johnny Neumann vs. Ark. A&M (12-4-70)
- 49 Don Kessinger vs. Tulane (2-2-63)
- 48 Don Kessinger vs. Tennessee (2-12-63)
- 47 Johnny Neumann vs. Kentucky (1-2-71)
- 46 Johnny Neumann vs. Vanderbilt (2-10-71)
- 46 Johnny Neumann vs. Kentucky (2-6-71)
- 46 Joe Gibbon vs. LSU (2-23-57)
- 43 Johnny Neumann vs. Alabama (2-1-71)
- 43 Johnny Neumann vs. Marshall (12-19-70)
- 43 Joe Gibbon vs. Tennessee (2-11-57)
- 43 Stefan Moody vs. Mississippi St. (3-2-16)
- 42 John Stroud vs. Mississippi St. (1-11-79)
- 41 Deandre Burnett vs. Oral Roberts (11-18-2016)
- 41 John Stroud vs. Memphis State (12-26-78)
- 41 Johnny Neumann vs. NE Louisiana (12-1-70)
- 41 Joe Gibbon vs. Georgia (2-16-57)

### SCORING AVERAGE

#### CAREER

- 40.1 Johnny Neumann (23 games, 1971)
- 26.1 Gerald Glass (60 games, 1989-90)
- 24.8 Denver Brackeen (42 games, 1954-55)
- 22.2 Don Kessinger (70 games, 1962-64)
- 21.2 John Stroud (110 games, 1977-80)
- 19.9 Stefan Moody (65 games, 2014-16)
- 19.6 Marshall Henderson (66 games, 2013-214)
- 19.5 Jack Waters (71 games, 1959-61)
- 19.3 Cob Jarvis (68 games, 1952-54)
- 18.9 Joe Gibbon (86 games, 1954-57)

#### SEASON

- 40.1 Johnny Neumann (23 games, 1971)
- 30.1 Joe Gibbon (21 games, 1957)
- 28.0 Gerald Glass (30 games, 1989)
- 27.2 Denver Brackeen (22 games, 1955)
- 26.3 John Stroud (27 games, 1979)
- 25.2 John Stroud (30 games, 1980)
- 25.0 Joe Harvell (28 games, 1992)
- 24.1 Gerald Glass (30 games, 1990)
- 23.6 Stefan Moody (31 games, 2016)
- 23.5 Don Kessinger (22 games, 1964)



Joe Harvell scored the second-most points in school history and is one of three Rebels to reach 2,000.

### FIELD GOALS MADE

#### CAREER

- 894 John Stroud (110 games, 1977-80)
- 813 Joe Harvell (114 games, 1989-93)
- 754 Elston Turner (113 games, 1978-81)
- 710 Carlos Clark (118 games, 1980-83)
- 679 Justin Reed (122 games, 2001-04)
- 634 Chris Warren (115 games, 2008-11)
- 615 Murphy Holloway (132 games, 2009-13)
- 612 Don Kessinger (70 games, 1962-64)
- 610 Gerald Glass (60 games, 1989-90)
- 603 Breein Tyree (130 games, 2017-20)

#### SEASON

- 366 Johnny Neumann (23 games, 1971)
- 326 Gerald Glass (30 games, 1989)
- 284 Gerald Glass (30 games, 1990)
- 277 John Stroud (27 games, 1979)
- 267 Joe Harvell (28 games, 1992)
- 261 John Stroud (30 games, 1980)
- 251 Carlos Clark (30 games, 1982)
- 246 Elston Turner (30 games, 1981)
- 235 Carlos Clark (31 games, 1983)
- 227 Joe Gibbon (21 games, 1957)

#### GAME

- 26 \*Johnny Neumann vs. LSU (1-30-71)
- 24 Johnny Neumann vs. Baylor (12-29-70)
- 23 Johnny Neumann vs. Vanderbilt (12-22-70)

4. 22 Don Kessinger vs. Tulane (2-2-63)
5. 21 Johnny Neumann vs. Ark. A&M (12-4-70)
6. 20 Gerald Glass vs. LSU (3-4-89)
- 20 Johnny Neumann vs. Kentucky (1-2-71)
- 20 Johnny Neumann vs. USM (12-15-70)
9. 19 Johnny Neumann vs. Vanderbilt (2-10-71)
10. 18 Johnny Neumann vs. Kentucky (2-6-71)
- 18 Johnny Neumann vs. NE Louisiana (12-1-70)
- 18 Don Kessinger vs. Tennessee (2-12-63)

## FIELD GOALS ATTEMPTED

### CAREER

1. 1,708 Joe Harvell (114 games, 1990-93)
2. 1,695 John Stroud (110 games, 1977-80)
3. 1,563 Chris Warren (115 games, 2008-11)
4. 1,495 Elston Turner (113 games, 1978-81)
5. 1,452 Joe Gibbon (86 games, 1954-57)
6. 1,434 Breein Tyree (130 games, 2017-20)
7. 1,425 Justin Reed (122 games, 2001-04)
8. 1,411 Don Kessinger (70 games, 1962-64)
9. 1,321 Jack Waters (71 games, 1959-61)
10. 1,297 Carlos Clark (118 games, 1980-83)

### SEASON

1. 792 Johnny Neumann (23 games, 1971)
2. 613 Gerald Glass (30 games, 1989)
3. 580 Gerald Glass (30 games, 1990)
4. 549 Marshall Henderson (36 games, 2013)
5. 548 Joe Gibbon (21 games, 1957)
6. 537 Joe Harvell (28 games, 1992)
7. 509 Stefan Moody (31 games, 2016)
8. 496 Don Kessinger (22 games, 1964)
9. 495 Jack Waters (24 games, 1959)
10. 487 Marshall Henderson (22 games, 2014)

### GAME

1. 50 Johnny Neumann vs. Kentucky (2-6-71)
2. 49 Johnny Neumann vs. Vanderbilt (12-22-70)
3. 44 Johnny Neumann vs. USM (12-15-70)
4. 43 Johnny Neumann vs. Marshall (12-19-70)
5. 41 Johnny Neumann vs. Kentucky (2-6-71)
6. 40 Johnny Neumann vs. LSU (1-30-71)
- 40 Johnny Neumann vs. Baylor (12-29-70)
- 40 Johnny Neumann vs. Florida (1-25-71)
9. 39 Johnny Neumann vs. Alabama (2-1-71)
10. 36 Gerald Glass vs. LSU (3-4-89)
- 36 Johnny Neumann vs. NE Louisiana (12-1-70)
- 36 Joe Gibbon vs. LSU (2-23-57)

## FIELD GOAL PERCENTAGE

### CAREER (MINIMUM 600 ATTEMPTS)

1. .584 Dwayne Curtis (506-866, 2006-08)
2. .573 Reginald Buckner (353-616, 2010-13)
3. .561 Rahim Lockhart (474-845, 1998-2001)
4. .560 Roger Stieg (350-624, 1980-83)
5. .554 Marcus Hicks (342-617, 1999-2000)
6. .5474 Carlos Clark (710-1297, 1980-83)
7. .5470 Fred Cox (448-819, 1972-74)
8. .544 Murphy Holloway (615-1130, 2009-13)
9. .527 John Stroud (894-1695, 1977-80)
10. .516 Curtis Ritchwood (314-609, 1985-86)

### SEASON (MINIMUM 150 ATTEMPTS)

1. .638 Marcus Hicks (162-254, 1999)
2. .633 Dwayne Curtis (212-335, 2008)



Marshall Henderson set the NCAA record with 394 3-point attempts in 2012-13.

3. .628 Fred Cox (152-242, 1974)
4. .622 Carlos Clark (251-403, 1982)
5. .594 Reginald Buckner (95-160, 2011)
6. .587 Reginald Buckner (125-213, 2013)
7. .581 Rahim Lockhart (165-284, 2000)
8. .578 John Stroud (277-479, 1979)
9. .569 Roger Steig (119-209, 1983)
10. .568 Dwayne Curtis (159-280, 2006)

### GAME (MINIMUM 20 ATTEMPTS)

1. .800 John Stroud vs. Alabama, 16-20 (2-24-79)
2. .786 Don Kessinger vs. Tulane, 22-28 (2-2-63)
3. .727 John Stroud vs. Memphis, 16-22 (12-26-78)
4. .714 John Stroud vs. Kentucky, 15-21 (2-5-79)
5. .667 Cob Jarvis vs. Florence St., 16-24 (12-15-52)

### GAME (MINIMUM 10 ATTEMPTS)

1. 1.000 Jarrell Evans vs. Abilene Christian, 12-12 (11-29-93)
2. .909 Rahim Lockhart vs. SE La., 10-11 (12-13-2000)
- .909 Carlos Clark vs. UAB, 10-11 (12-6-80)
- .909 Fred Cox vs. Florida, 10-11 (1-21-74)
- .909 Marcanvis Hymon vs. Towson, 10-11 (11-20-15)
6. .900 Marcus Hicks vs. Villanova, 9-10 (3-12-99)
- .900 John Jackson vs. Houston Baptist, 9-10 (2-5-96)
- .900 Joe Kyles vs. Georgia, 9-10 (1-9-77)

## 3-POINT FIELD GOALS MADE

### CAREER

1. 334 Chris Warren (115 games, 2008-11)
2. 278 Aaron Harper (123 games, 2001-04)
3. 267 Marshall Henderson (66 games, 2013-14)
4. 249 Keith Carter (117 games, 1996-99)
5. 214 Joe Harvell (114 games, 1990-93)
6. 207 Breein Tyree (130 games, 2017-20)
7. 181 Stefan Moody (65 games, 2014-16)
8. 176 Terence Davis (121 games (2016-19)
9. 163 Jason Harrison (132 games, 1999-02)
10. 158 Todd Abernethy (122 games, 2004-07)

### SEASON

1. 138 Marshall Henderson (36 games, 2013)
2. 129 Marshall Henderson (30 games, 2014)
3. 111 Chris Warren (35 games, 2010)
4. 103 Stefan Moody (31 games, 2016)
- 103 Chris Warren (35 games, 2008)
6. 96 Clarence Sanders (34 games, 2007)
7. 95 Chris Warren (34 games, 2011)
8. 83 Aaron Harper (31 games, 2002)
9. 79 Joe Harvell (28 games, 1992)
10. 78 Stefan Moody (34 games, 2015)

### GAME

1. 10 Marshall Henderson vs. Oregon, 10-23 (12-8-13)
2. 9 Deandre Burnett vs. Oral Roberts (11-18-16)
3. 8 Breein Tyree vs. Middle Tennessee (12-14-19)
- 8 Stefan Moody vs. Alabama 8-17 (3-10-16)
- 8 Stefan Moody vs. Miss. State, 8-12 (2-19-15)
- 8 Marshall Henderson vs. Missouri, 8-15 (2-8-14)
- 8 Marshall Henderson vs. Tennessee, 8-19 (1-29-14)
- 8 Marshall Henderson vs. Auburn, 8-12 (2-23-13)
- 8 Chris Warren vs. So. Carolina, 8-15 (2-22-11)
- 8 Keith Carter vs. Prairie View, 8-10 (12-29-98)



Chris Warren finished his career as the school record holder for 3-pointers in a career, season and game. He ranks fifth in Southeastern Conference history with 334 career triples.

## 3-POINT FIELD GOALS ATTEMPTED

### CAREER

- 900 Chris Warren (115 games, 2008-11)
- 771 Marshall Henderson (66 games, 2013-2014)
- 720 Aaron Harper (123 games, 2001-04)
- 686 Keith Carter (117 games, 1996-99)
- 581 Breein Tyree (130 games, 2017-20)
- 528 Joe Harvell (114 games, 1990-93)
- 519 Terence Davis (121 games, 2016-19)
- 494 Stefan Moody (65 games, 2015-16)
- 454 Jason Harrison (132 games, 1999-2002)
- 425 David Huertas (65 games, 2008-09)

### SEASON

- 394 Marshall Henderson (36 games, 2013)
- 377 Marshall Henderson (30 games, 2014)
- 279 Chris Warren (34 games, 2011)
- 275 Chris Warren (35 games, 2010)
- 272 Stefan Moody (31 games, 2016)
- 265 Chris Warren (35 games, 2008)
- 262 Clarence Sanders (34 games, 2007)
- 222 Stefan Moody (34 games, 2015)
- 220 Keith Carter (33 games, 1999)
- 217 David Huertas (30 games, 2009)



Four-year letterwinner Jarvis Summer ranks in the top-10 in school history in scoring, assists and free throws made.

### GAME

- 23 Marshall Henderson vs. Oregon, 10-23 (12-8-13)
- 19 Marshall Henderson vs. Miss. State, 7-19 (3-13-14)
- 19 Marshall Henderson vs. Tennessee, 8-19 (1-29-14)
- 18 Marshall Henderson vs. Miss. St., 3-18 (3-2-13)
- 17 Stefan Moody vs. Alabama, 8-17 (3-10-16)
- 16 Marshall Henderson vs. Georgia, 2-16 (3-14-13)
- 16 Marshall Henderson vs. Texas A&M, 5-16 (3-1-14)
- 16 Marshall Henderson vs. Florida, 5-16 (2-22-14)
- 16 Marshall Henderson vs. Indiana St., 7-16 (12-22-12)
- 16 Clarence Sanders vs. Miss. St., 4-16 (1-10-07)
- 15 Stefan Moody at Texas A&M, 5-15 (2-16-16)
- 15 Stefan Moody vs. Vanderbilt, 3-15 (2-6-16)
- 15 Marshall Henderson vs. Missouri, 8-15 (2-8-14)
- 15 Marshall Henderson vs. LaSalle, 4-15 (3-24-13)
- 15 Marshall Henderson vs. Tennessee, 6-15 (1-24-13)

## 3-POINT FIELD GOAL PERCENTAGE

### CAREER (MINIMUM 90 ATTEMPTS)

- .443 John Matthews, 54-122 (80 games, 1988-91)
- .409 Cullen Neal, 63-154 (36 games, 2016-17)
- .405 Joe Harvell, 214-528 (114 games, 1990-93)
- .397 Rod Barnes, 50-126 (58 games, 1986-88)
- .393 Kendrick Fox, 107-272 (112 games, 2002-05)
- .389 David Sanders, 72-185 (95 games, 2001-03)
- .386 Aaron Harper, 278-720 (123 games, 2001-04)
- .382 Todd Abernethy, 158-414 (122 games, 2004-07)
- .379 Ronnie Miller, 36-95 (58 games, 1986-88)
- .377 Gerald Glass, 87-231 (60 games, 1989-90)

### SEASON (MINIMUM 25 ATTEMPTS)

- .600 Keith Kessinger, 15-25 (1987)
- .507 David Sanders, 36-71 (2002)
- .500 Walsh Jordan, 17-34 (1994)
- .500 David Midlick, 15-30 (1989)
- .500 John Matthews, 30-60 (1990)

### GAME (MINIMUM 4 ATTEMPTS)

- 1.000 Joe Harvell vs. Tennessee, 5-5 (3-9-90)
- 1.000 Eniel Polynice vs. UNO, 4-4 (11-30-06)
- 1.000 Kendrick Fox vs. Nicholls St., 4-4 (12-13-04)
- 1.000 LaTaryl Williams vs. VCU, 4-4 (12-7-99)
- 1.000 Robert Butler vs. So. Carolina, 4-4 (2-8-95)
- 1.000 Rod Barnes vs. Miss. St., 4-4 (2-14-87)
- .857 Josh Hayes vs. Troy St., 6-7 (12-18-00)
- .833 Deandre Burnett vs. Utah, 5-6 (11-20-18)
- .833 Zach Graham vs. Arkansas, 5-6 (3-5-11)
- .833 Jason Flanigan vs. MBC, 5-6 (12-30-00)

## FREE THROWS MADE

### CAREER

- 540 John Stroud (110 games, 1977-80)
- 463 Jarvis Summers (134 games, 2012-15)
- 419 Chris Warren (115 games, 2008-11)
- 409 Joe Gibbon (86 games, 1954-57)
- 403 Ken Turner (73 games, 1967-69)
- 401 Carlos Clark (118 games, 1980-83)
- 393 Ansu Sesay (110 games, 1995-98)
- 385 Cob Jarvis (68 games, 1952-54)
- 384 Breein Tyree (130 games, 2017-20)
- 382 Justin Reed (122 games, 2001-04)

### SEASON

- 233 John Stroud (30 games, 1980)
- 212 Stefan Moody (31 games, 2016)

- 193 Denver Brackeen (22 games, 1955)
- 192 Deandre Burnett (33 games, 2017)
- 191 Johnny Neumann (23 games, 1971)
- 177 Joe Gibbon (21 games, 1957)
- 168 Chris Warren (34 games, 2011)
- 166 Marshall Henderson (36 games, 2013)
- 162 Carlos Clark (31 games, 1983)
- 160 Sebastian Saiz (36 games, 2017)



In just two seasons as a Rebel, Stefan Moody ranked third in Ole Miss history with a 85.7 free throw percentage, sixth on the career scoring average list at 19.9 ppg and sixth with 181 3-pointers made.

### GAME

- 17 Carlos Clark vs. LSU, 17-21 (1-15-83)
- 17 Johnny Neumann vs. USM, 17-18 (12-15-70)
- 17 Joe Gibbon vs. Georgia, 17-18 (2-16-57)
- 17 Wayland Inman vs. EKV, 17-19 (12-16-55)
- 16 Ansu Sesay vs. Auburn, 16-17 (1-31-98)
- 16 Cecil Dowell vs. Tennessee, 16-18 (3-4-81)
- 16 Joe Gibbon vs. LSU, 16-19 (2-23-57)
- 15 Stefan Moody vs. Mississippi St., 15-18 (3-2-16)
- 15 Stefan Moody vs. Georgia, 15-18, (1-9-16)
- 15 Stefan Moody vs. Georgia Southern, 15-17 (11-16-15)
- 15 Cecil Dowell vs. Alabama St., 15-16 (3-17-83)
- 15 Denver Brackeen vs. Florida, 15-15 (2-21-55)

### CONSECUTIVE

- 37 David Rhodes (1972)
- 32 Stefan Moody (2015)

## FREE THROWS ATTEMPTED

### CAREER

- 695 John Stroud (110 games, 1977-80)
- 613 Cob Jarvis (68 games, 1952-54)
- 568 Joe Gibbon (86 games, 1954-57)
- 543 Ansu Sesay (110 games, 1995-98)
- 540 Justin Reed (122 games, 2001-04)
- 521 Ken Turner (73 games, 1967-69)



7. 508 Carlos Clark (118 games, 1980-83)
8. 488 Breein Tyree (130 games, 2017-20)
9. 487 Chris Warren (115 games, 2008-11)
10. 480 Ivan Richmann (67 games, 1958-60)

## SEASON

1. 292 John Stroud (30 games, 1980)
2. 256 Stefan Moody (31 games, 2016)
3. 255 Denver Brackeen (22 games, 1955)
4. 254 Cob Jarvis (24 games, 1953)
5. 250 Johnny Neumann (23 games, 1971)
6. 235 Joe Gibbon (21 games, 1957)
7. 218 Deandre Burnett (33 games, 2017)
8. 216 Ansu Sesay (29 games, 1998)
9. 215 Sebastian Saiz (36 games, 2017)
- 215 Ivan Richmann (23 games, 1959)

## GAME

1. 28 Cob Jarvis vs. Arkansas, 14-28 (1-5-54)
2. 25 Ken Turner vs. Vanderbilt, 15-25 (2-12-69)
3. 21 Carlos Clark vs. LSU, 17-21 (1-15-83)
4. 20 Ansu Sesay vs. Arkansas, 14-20 (2-18-95)
5. 19 Justin Reed vs. Alabama, 14-19 (2-28-04)
- 19 Joe Gibbon vs. LSU, 16-19 (2-23-57)
7. 18 Devontae Shuler vs. Auburn (1-28-20)
- 18 Stefan Moody vs. Mississippi St, 15-18 (3-2-16)
- 18 Stefan Moody vs. Georgia, 15-18 (1-09-16)
- 18 Cecil Dowell vs. Tennessee, 16-18 (3-4-81)
- 18 Johnny Neumann vs. Baylor, 12-18 (12-29-70)
- 18 Johnny Neumann vs. USM, 17-18 (12-15 70)

## FREE THROW PERCENTAGE

### CAREER (MINIMUM 200 ATTEMPTS)

1. .877 David Rhodes, 179-204 (1971-73)
2. .860 Chris Warren, 419-487 (2008-11)
3. .857 Stefan Moody, 361-421 (2014-16)
- .857 Marshall Henderson, 264-308 (2013-14)
5. .846 Deandre Burnett, 325-384 (2017-18)
6. .829 Jack Waters, 300-362 (1959-61)
7. .827 Dave Shepherd, 177-214 (1974-75)
8. .8204 Don Kessinger, 329-401 (1962-64)
9. .8196 Jason Harrison, 359-438 (1999-2002)
10. .805 Rod Barnes, 231-287 (1985-88)

### SEASON (MINIMUM 90 ATTEMPTS)

1. .928 \*Chris Warren, 168-181 (2011)
2. .903 Stefan Moody, 149-165 (2015)
3. .901 David Rhodes, 82-91 (1972)
4. .883 Marshall Henderson, 166-188 (2013)
5. .881 Deandre Burnett, 192-218 (2017)
6. .873 Jack Waters, 103-118 (1960)
7. .871 Zach Graham, 108-124 (2011)
8. .860 Jason Harrison, 92-107 (2002)
9. .849 David Rhodes, 79-93 (1971)
10. .844 Don Kessinger, 103-122 (1963)

### GAME (MINIMUM 11 ATTEMPTS)

1. 1.000 Denver Brackeen vs. Florida, 15-15 (2-21-55)
- 1.000 Marshall Henderson vs. Georgia, 14-14, (2-16-13)
- 1.000 Breein Tyree vs. Alabama, 12-12, (2-22-20)
- 1.000 Chris Warren vs. Texas St., 12-12 (12-22-10)
- 1.000 Don Kessinger vs. Tulane, 12-12 (2-2-63)
- 1.000 Don Kessinger vs. Tennessee, 12-12 (2-12-62)
- 1.000 Jack Waters vs. Miss. St., 12-12 (3-4-61)
- 1.000 Ivan Richmann vs. Tulane, 12-12 (1-30-60)
- 1.000 Jack Waters vs. Alabama , 12-12 (1-2-60)

- 1.000 Denver Brackeen vs. Georgia, 12-12 (12-19-53)
- 1.000 Sebastian Saiz at Mississippi St., 11-11 (2-21-17)
- 1.000 Justin Reed vs. So. Carolina, 11-11 (1-31-04)
- 1.000 Ervin Garnes vs. LSU, 11-11 (3-5-94)

## REBOUNDS

### CAREER

1. 1,093 Murphy Holloway (132 games, 2009-13)
2. 1,008 Sebastian Saiz (129 games, 2014-17)
3. 945 Walter Actwood (103 games, 1974-77)
4. 880 Reginald Buckner (132 games, 2010-13)
5. 828 Elston Turner (113 games, 1978-81)
6. 827 Joe Gibbon (86 games, 1954-57)
7. 826 John Stroud (110 games, 1977-80)
8. 780 Rahim Lockhart (123 games, 1998-2001)
9. 774 Dwayne Curtis (90 games, 2006-08)
10. 766 Justin Reed (122 games, 2001-04)



**Murphy Holloway broke Walter Actwood's school rebounding mark in 2012-13 and ranks 15th in SEC history with 1,093 career boards.**

### SEASON

1. 409 Sebastian Saiz (36 games, 2017)
2. 350 Murphy Holloway (36 games, 2013)
3. 337 Dwayne Curtis (35 games, 2008)
4. 306 Denver Brackeen (22 games, 1955)
5. 296 Joe Gibbon (21 games, 1957)
6. 295 Walter Actwood (26 games, 1975)
7. 282 Rahim Lockhart (35 games, 2001)
8. 279 Murphy Holloway (31 games, 2012)
9. 278 Rahim Lockhart (33 games, 2000)
10. 271 Reginald Buckner (36 games, 2013)

### GAME

1. 25 Ivan Richmann vs. Tulane (2-22-58)
2. 24 Joe Gibbon vs. Georgia (2-16-57)
3. 23 Sterling Ainsworth vs. Ark. St. (12-5-60)
4. 22 Walter Actwood vs. ISU-Evansville (12-1-75)
- 22 Denver Brackeen vs. LSU (2-28-55)

- 22 Denver Brackeen vs. Vanderbilt (1-17-55)
7. 21 Jerry Brawner vs. Texas (12-5-66)
- 21 Ivan Richmann vs. Chattanooga (2-9-60)
- 21 James Miller vs. Miss. St. (1-30-56)
10. 20 Murphy Holloway vs. Auburn (2-24-10)
- 20 Walter Actwood vs. LSU (3-8-75)
- 20 Jimmie Graves vs. LSU (2-23-57)
- 20 Joe Gibbon vs. Kentucky (2-8-57)

## REBOUNDING AVERAGE

### CAREER

1. 12.1 Denver Brackeen (42 games, 1954-55)
2. 9.9 Coolidge Ball (76 games, 1972-74)
3. 9.62 Joe Gibbon (86 games, 1954-57)
4. 9.59 Fred Cox (76 games, 1972-74)
5. 9.4 Ivan Richmann (67 games, 1958-60)
6. 9.2 Walter Actwood (103 games, 1974-77)
7. 8.9 Jerry Brawner (70 games, 1967-69)
8. 8.6 Dwayne Curtis (90 games, 2006-08)
9. 8.3 Murphy Holloway (132 games, 2008-13)
10. 8.10 Louis Griffin (68 games, 1958-60)

### SEASON

1. 14.1 Joe Gibbon (21 games, 1957)
2. 13.9 Denver Brackeen (22 games, 1955)
3. 11.4 Sebastian Saiz (36 games, 2017)
4. 11.3 Walter Actwood (26 games, 1975)
5. 10.8 Fred Cox (25 games, 1972)
6. 10.4 Ivan Richmann (20 games, 1960)
7. 10.3 Coolidge Ball (25 games, 1972)
8. 10.10 Denver Brackeen (20 games, 1954)
9. 10.09 Sterling Ainsworth (23 games, 1961)
10. 10.08 Bill Bolton (24 games, 1963)



**A four-year letterman for the Rebels from Madrid, Spain, Sebastian Saiz became just the seventh player in SEC history with 1,000 points, 1,000 rebounds and 100 blocked shots.**

## ASSISTS

### CAREER

1. 830 \*Sean Tuohy (117 games, 1979-82)
2. 530 Jarvis Summers (134 games, 2012-15)
2. 456 Rod Barnes (103 games, 1985-88)

3. 452 Chris Warren (115 games, 2008-11)
4. 431 Todd Abernethy (122 games, 2004-07)
5. 427 Jason Harrison (132 games, 1999-2002)
6. 378 Henry Jackson (105 games, 1976-79)
7. 370 Michael White (117 games, 1996-99)
9. 362 Bob Mahoney (74 games, 1973-75)
10. 325 Breein Tyree (130 games, 2017-20)

## SEASON

1. 260 \*Sean Tuohy (30 games, 1980)
2. 215 Sean Tuohy (30 games, 1982)
3. 187 Sean Tuohy (30 games, 1981)
4. 182 Todd Abernethy (33 games, 2007)
5. 175 Rod Barnes (29 games, 1987)
6. 168 Sean Tuohy (27 games, 1979)
7. 160 Jarvis Summers (33 games, 2015)
7. 156 Chris Warren (35 games, 2008)
8. 153 Rod Barnes (29 games, 1986)
9. 147 Bob Mahoney (26 games, 1975)

## GAME

1. 15 Sean Tuohy vs. Auburn (1-26-80)
2. 14 Sean Tuohy vs. Miss. St. (2-16-80)
3. 13 Sean Tuohy vs. Virginia Tech (3-15-82)
- 13 Rod Barnes vs. Florida (1-11-86)
5. 12 Jarvis Summers vs. Illinois St. (3-14-12)
- 12 Sean Tuohy vs. LSU (2-21-80)
- 12 Sean Tuohy vs. Kentucky (2-29-80)
- 12 Sean Tuohy vs. Auburn (1-13-79)
- 12 Sean Tuohy vs. Dayton (12-20-80)
10. 11 Todd Abernethy vs. LSU (2-14-07)
- 11 Edmond Fitzgerald vs. Oral Roberts (2-13-93)
- 11 Rod Barnes vs. Vanderbilt (2-9-87)
- 11 Rod Barnes vs. Miss. College (12-18-86)
- 11 Sean Tuohy vs. Alabama (2-2-80)
- 11 Sean Tuohy vs. Tennessee (1-30-80)
- 11 Sean Tuohy vs. Mercer (11-30-79)
- 11 Sean Tuohy vs. Alabama (2-24-79)
- 11 Bob Mahoney vs. Georgia (2-3-75)
- 11 Bob Mahoney vs. Auburn (1-6-75)

## ASSISTS AVERAGE

### CAREER

1. 7.1 Sean Tuohy (117 games, 1979-82)
2. 5.15 Jarvis Summers (134 games, 2012-15)
3. 4.9 Bob Mahoney (74 games, 1973-75)
4. 4.43 Rod Barnes (103 games, 1985-88)
5. 4.36 Dave Shepherd (50 games, 1974-75)
6. 3.9 Chris Warren (115 games, 2008-11)
7. 3.6 Henry Jackson (105 games, 1976-79)
8. 3.53 Todd Abernethy (122 games, 2004-07)
9. 3.52 Deandre Burnett (64 games, 2017-18)
10. 3.28 Stefan Moody (65 games, 2014-16)

### SEASON

1. 8.7 Sean Tuohy (30 games, 1980)
2. 7.2 Sean Tuohy (30 games, 1982)
3. 6.23 Sean Tuohy (30 games, 1981)
4. 6.22 Sean Tuohy (27 games, 1979)
5. 6.0 Rod Barnes (29 games, 1987)
6. 5.7 Bob Mahoney (26 games, 1975)
7. 5.5 Todd Abernethy (33 games, 2007)
8. 5.3 Rod Barnes (29 games, 1986)
9. 4.88 Bob Mahoney (26 games, 1973)
10. 4.85 Cedric Brim (27 games, 1995)

## BLOCKED SHOTS

### CAREER

1. 326 Reginald Buckner (132 games, 2010-13)
2. 180 Sean Murphy (117 games, 1988-91)
3. 139 Aaron Jones (105 games, 2012-15)
4. 132 Rahim Lockhart (123 games, 1998-2001)
5. 127 Sebastian Saiz (129 games, 2014-17)
6. 114 Johnnie Rogers (54 games, 1996-1999)
7. 113 Terrance Henry (132 games, 2008-12)
8. 108 David Dean (50 games, 1992-94)
9. 99 Ansu Sesay (110 games, 1995-98)
10. 97 Marcanvis Hymon (106 games (2015-18)

### SEASON

1. 98 Reginald Buckner (36 games, 2013)
2. 95 Reginald Buckner (34 games, 2011)
3. 69 Reginald Buckner (32 games, 2012)
- 69 Aaron Jones (33 games, 2014)
5. 64 Reginald Buckner (31 games, 2010)
6. 56 David Dean (28 games, 1993)
7. 52 David Dean (22 games, 1994)
8. 49 Rahim Lockhart (35 games, 2001)
- 49 Sean Murphy (28 games, 1991)
10. 48 Johnnie Rogers (29 games, 1998)

### GAME

1. 8 Reginald Buckner vs. Arkansas (2-5-11)
- 8 Ansu Sesay vs. Miss. St. (2-19-97)
3. 7 Reginald Buckner vs. Arkansas (3-5-11)
- 7 Reginald Buckner vs. ETSU (12-18-10)
- 7 David Dean vs. Alabama (2-20-93)
- 7 Sean Murphy vs. Christian Bros. (11-25-88)
7. 6 Sebastian Saiz vs. Bradley (12-19-2016)
- 6 Reginald Buckner vs. Fordham (1-4-13)



Reginald Buckner ranks fifth in SEC history with 326 career blocked shots.

- 6 Reginald Buckner vs. MVSU (12-10-11)
- 6 Reginald Buckner vs. LSU (1-22-11)
- 6 Terrance Henry vs. UCF (1-5-10)
- 6 Johnnie Rogers vs. La. Tech (11-19-97)
- 6 Johnnie Rogers vs. Davidson (12-2-96)
- 6 David Dean vs. So. Carolina (3-10-94)
- 6 Sean Murphy vs. Florida (2-2-91)

## STEALS

### CAREER

1. 211 Jason Smith (118 games, 1996-99)
2. 194 Murphy Holloway (132 games, 2009-13)
3. 179 Eric Laird (110 games, 1982-85)
4. 172 Jason Harrison (132 games, 1999-2002)
5. 159 Gerald Glass (60 games, 1989-90)
6. 157 Joe Ayers (112 games, 1984-87)
7. 155 Elston Turner (113 games, 1978-81)
8. 154 Rod Barnes (103 games, 1985-88)
9. 148 Rahim Lockhart (123 games, 1998-2001)
10. 142 **Devontae Shuler (97 games, 2018-Present)**

### SEASON

1. 89 Gerald Glass (30 games, 1989)
2. 73 Jason Smith (33 games, 1999)
3. 70 Gerald Glass (30 games, 1990)
4. 58 Murphy Holloway (36 games, 2013)
- 58 Rod Barnes (29 games, 1988)
6. 57 Stefan Moody (34 games, 2015)
7. 56 **Devontae Shuler (33 games, 2019)**
8. 55 Rahim Lockhart (33 games, 2000)
- 55 Ervin Garnes (27 games, 1994)
- 55 Eric Laird (28 games, 1984)

### GAME

1. 8 Gerald Glass vs. Christian Bros. (11-25-88)
- 8 Eric Laird vs. DePaul (3-25-83)
3. 7 Terence Davis vs. Texas A&M (2-6-2019)
- 7 Rasheed Brooks vs. LSU (2-14-2017)
- 7 Justin Reed vs. Auburn (2-3-01)
- 7 Jason Smith vs. Florida (1-7-98)
- 7 Coolidge Ball vs. Alabama (2-16-74)
7. 6 20 players tied

## GAMES PLAYED

### CAREER

1. 135 Zach Graham (2008-11)
2. 134 Jarvis Summers (2012-15)
3. 132 Reginald Buckner (2010-13)
- 132 Murphy Holloway (2009-13)
- 132 Terrance Henry (2009-12)
- 132 Jason Harrison (1999-2002)
7. 130 Breein Tyree (2017-20)
8. 129 Sebastian Saiz (2014-17)
9. 128 Emmanuel Wade (2000-03)
10. 127 Jason Flanigan (1998-2001)

### SEASON

- 36 Terence Davis, Justas Furmanavicius, Marcanvis Hymon, Cullen Neal, Terence Davis (2017); Reginald Buckner, Marshall Henderson, Murphy Holloway, LaDarius White (2013)
- 35 DeAndre Cranston, Trevor Gaskins, Zach Graham, Chris Warren, Terrico White (2010); Dwayne Curtis, Trevor Gaskins, Zach Graham, David Huertas, Chris Warren, Kenny Williams (2008); Jason Flanigan, Aaron Harper, Jason

- Harrison, Rahim Lockhart, Justin Reed, David Sanders, Emmanuel Wade (2001)
- 34 Breein Tyree (2017); Stefan Moody, LaDarius White, M.J. Rhett, Dwight Coleby, Martavious Newby, Terence Smith (2015), Jarvis Summers, Nick Williams (2013); Terrance Henry, Jarvis Summers, Nick Williams (2012); Zach Graham, Terrance Henry, Dundercou Nelson, Chris Warren, Nick Williams (2011); Murphy Holloway (2010); Eniel Polynice (2008); Jason Holmes, Richard Kirklin (2001)

## WINS

### CAREER

- 87 Martavious Newby (2012-16)
- 87 Reginald Buckner (2010-13)
- 87 Jason Flanigan (1998-2001)
- 86 Jason Harrions (1999-2002)
- 85 Murphy Holloway (2009-13)
- 84 Jarvis Summers (2012-15)

## MINUTES PLAYED

### CAREER

- 4,109 Elston Turner (113 games, 1978-81)
- 4,039 Sean Tuohy (117 games, 1979-82)
- 4,028 Carlos Clark (118 games, 1980-83)
- 3,955 John Stroud (110 games, 1977-80)
- 3,832 Eric Laird (110 games, 1982-85)
- 3,812 Chris Warren (115 games, 2008-11)
- 3,719 Keith Carter (117 games, 1996-99)
- 3,674 Joe Harvell (114 games, 1990-93)
- 3,674 Murphy Holloway (132 games, 2009-13)
- 3,634 Breein Tyree (130 games, 2017-20)

### SEASON

- 1,207 Carlos Clark (31 games, 1983)
- 1,200 Sebastian Saiz (36 games, 2017)
- 1,192 Carlos Clark (30 games, 1982)
- 1,185 Chris Warren (34 games, 2011)
- 1,152 Chris Warren (35 games, 2010)
- 1,134 Marshall Henderson (36 games, 2013)
- 1,133 Eric Laird (31 games, 1983)
- 1,131 Murphy Holloway (36 games, 2013)
- 1,131 Sean Tuohy (30 games, 1982)
- 1,123 Keith Carter (33 games, 1999)
- 1,123 John Stroud (30 games, 1980)

### GAME

- 60 Carlos Clark vs. Vanderbilt (2-17-82)
- 59 Sean Tuohy vs. Vanderbilt (2-17-82)
- 58 Gerald Glass vs. Miss. State (1-24-90)
- 54 Roger Stieg vs. Vanderbilt (2-17-82)
- 49 Blake Hinson vs. Auburn (1-28-20)
- 49 Joe Harvell vs. Miss. State (1-24-90)

## DOUBLE-DOUBLES

### CAREER

- 45 Joe Gibbon (86 games, 1954-57)
- 39 Murphy Holloway (96 games, 2009-13)
- 37 Coolidge Ball (76 games, 1972-74)
- 34 Dwayne Curtis (90 games, 2006-08)
- 32 Sebastian Saiz (129 games, 2014-17)
- 32 Denver Brackeen (42 games, 1954-55)
- 31 John Stroud (110 games, 1977-80)
- 28 Ivan Richmann (67 games, 1958-60)

- 27 Fred Cox (76 games, 1972-74)
- 22 Rahim Lockhart (123 games, 1998-2001)

### SEASON

- 23 Sebastian Saiz (36 games, 2017)
- 20 Denver Brackeen (22 games, 1955)
- 19 Joe Gibbon (21 games, 1957)
- 18 Dwayne Curtis (35 games, 2008)
- 15 Coolidge Ball (25 games, 1972)
- 15 Fred Cox (25 games, 1972)
- 14 Murphy Holloway (36 games, 2013)
- 14 Joe Gibbon (22 games, 1956)
- 13 Rahim Lockhart (33 games, 2000)
- 13 John Stroud (27 games, 1979)
- 13 Walter Actwood (26 games, 1975)
- 13 Sterling Ainsworth (23 games, 1961)

## CONSECUTIVE DOUBLE-FIGURE SCORING GAMES

### CAREER

- 61 John Stroud (1978-80)
- 59 Gerald Glass (1988-90)
- 53 Ansu Sesay (1997-98)
- 37 Carlos Clark (1982-83)
- 36 Jack Waters (1960-61)
- 35 Denver Brackeen (1954-55)
- 35 Cob Jarvis (1952-54)
- 34 Marshall Henderson (2013-14)
- 33 Joe Harvell (1990-92)
- 33 Don Kessinger (1963-64)
- 33 Stefan Moody (2014-16)

## CONSECUTIVE GAMES WITH A 3-POINTER

### CAREER

- 66 Marshall Henderson (2013-14)
- 46 Chris Warren (2010-11)
- 41 Aaron Harper (2001-03)

## RECORDS BY CLASS

### FRESHMAN RECORDS

#### POINTS SCORED

- 554 Chris Warren (35 games, 2008)
- 425 Terrico White (31 games, 2009)
- 395 Joe Harvell (30 games, 1990)
- 394 Tim Jumper (29 games, 1988)
- 385 Justin Reed (35 games, 2001)

**SCORING AVG** - 15.8, Chris Warren (35 games, 2008)

**3-POINT FGS** - 103, Chris Warren (35 games, 2008)

**REBOUNDS** - 213, Walter Actwood (25 games, 1974)

**ASSISTS** - 168, Sean Tuohy (27 games, 1979)

**BLOCKS** - 64, Reginald Buckner (31 games, 2010)

**STEALS** - 47, Elston Turner (27 games, 1978)

### SOPHOMORE RECORDS

#### POINTS SCORED

- 923 Johnny Neumann (23 games, 1971)
- 536 Don Kessinger (25 games, 1962)
- 535 Terence Davis (36 games, 2017)
- 530 Terrico White (35 games, 2010)
- 488 Joe Harvell (28 games, 1991)
- 488 John Stroud (26 games, 1978)

**SCORING AVG** - 40.1, Johnny Neumann (23 games, 1971)

**3-POINT FGS** - 83, Aaron Harper (31 games, 2002)

**REBOUNDS** - 295, Walter Actwood (26 games, 1975)

**ASSISTS** - 260, Sean Tuohy (30 games, 1980)

**BLOCKS** - 95, Reginald Buckner (33 games, 2011)

**STEALS** - 56, Devontae Shuler (33 games, 2019)

### JUNIOR RECORDS

#### POINTS SCORED

- 841 Gerald Glass (30 games, 1989)
- 722 Marshall Henderson (36 games, 2013)
- 709 John Stroud (27 games, 1979)
- 699 Joe Harvell (28 games, 1992)
- 634 Carlos Clark (30 games, 1982)

**SCORING AVG** - 28.0, Gerald Glass (30 games, 1989)

**3-POINT FGS** - 138, Marshall Henderson (36 games, 2013)

**REBOUNDS** - 279, Murphy Holloway (31 games, 2012)

**ASSISTS** - 187, Sean Tuohy (30 games, 1981)

**BLOCKS** - 69, Reginald Buckner (32 games, 2012)

69, Aaron Jones (33 games, 2014)

**STEALS** - 89, Gerald Glass (30 games, 1989)

### SENIOR RECORDS

#### POINTS SCORED

- 755 John Stroud (30 games, 1979)
- 731 Stefan Moody (31 games, 2016)
- 723 Gerald Glass (30 games, 1990)
- 649 Chris Warren (34 games, 2011)
- 632 Carlos Clark (31 games, 1983)

**SCORING AVG** - 30.1, Joe Gibbon (21 games, 1957)

**3-POINT FGS** - 129, Marshall Henderson (30 games, 2014)

**REBOUNDS** - 409, Sebastian Saiz (36 games, 2017)

**ASSISTS** - 215, Sean Tuohy (30 games, 1982)

**BLOCKS** - 98, Reginald Buckner (36 games, 2013)

**STEALS** - 73, Jason Smith (33 games, 1999)

## ANNUAL LEADERS

### SCORING

Season	Player	G	Pts	Avg
2019-20	Breene Tyree	31	610	19.7
2018-19	Breene Tyree	33	591	17.9
2017-18	Terence Davis	32	440	13.8
2016-17	Deandre Burnett	33	543	16.5
	Sebastian Saiz	36	543	15.1
2015-16	Stefan Moody	31	731	23.6
2014-15	Stefan Moody	34	563	16.6
2013-14	Marshall Henderson	30	571	19.0
2012-13	*Marshall Henderson	36	722	20.1
2011-12	Terrance Henry	34	424	12.5
2010-11	Chris Warren	34	649	19.1
2009-10	Chris Warren	35	602	17.2
2008-09	David Huertas	30	542	18.1
2007-08	Chris Warren	35	554	15.8
2006-07	Clarence Sanders	34	548	16.1
2005-06	Dwayne Curtis	29	393	13.6
2004-05	Tommie Eddie	30	340	11.3
2003-04	*Justin Reed	28	517	18.5
2002-03	Justin Reed	28	430	15.4
2001-02	Justin Reed	31	453	14.6
2000-01	Rahim Lockhart	35	456	13.0
1999-2000	Marcus Hicks	33	471	14.3
1998-99	Keith Carter	33	542	16.4
1997-98	Ansu Sesay	29	540	18.6
1996-97	Ansu Sesay	29	429	14.8
1995-96	Keith Carter	27	372	13.8
1994-95	David Johnson	22	297	13.5
1993-94	David Johnson	27	407	15.1
1992-93	Joe Harvell	28	496	17.7

1991-92	*Joe Harvell	28	699	25.0
1990-91	Joe Harvell	28	488	17.4
1989-90	Gerald Glass	30	723	24.1
1988-89	Gerald Glass	30	841	28.0
1987-88	Rod Barnes	29	551	19.0
1986-87	Joe Ayers	29	398	13.7
1985-86	Eric Smith	28	507	17.5
1984-85	Curtis Ritchwood	27	387	14.3
1983-84	Eric Laird	28	488	17.3
1982-83	Carlos Clark	31	632	20.4
1981-82	Carlos Clark	30	634	21.1
1980-81	Elston Turner	29	598	20.6
1979-80	*John Stroud	30	755	25.2
1978-79	*John Stroud	27	709	26.3
1977-78	John Stroud	27	488	18.1
1976-77	John Billips	27	466	17.3
1975-76	Eugene Harris	27	400	14.8
1974-75	Dave Shepherd	26	537	20.7
1973-74	Dave Shepherd	24	344	14.3
1972-73	Fred Cox	26	370	14.2
1971-72	Coolidge Ball	25	421	16.8
1970-71	*%Johnny Neumann	23	923	40.1
1969-70	Ron Coleman	24	499	20.8
1968-69	Ken Turner	24	468	19.5
1967-68	Ken Turner	24	332	13.8
1966-67	Jerry Brawner	25	363	14.5
1965-66	Mickey Williams	23	279	12.1
1964-65	Eddie Dunn	24	262	10.9
1963-64	Donnie Kessinger	22	516	23.5
1962-63	Donnie Kessinger	23	501	21.8
1961-62	Donnie Kessinger	25	536	21.4
1960-61	Jack Waters	23	468	20.3
1959-60	Jack Waters	23	460	20.0
1958-59	Jack Waters	24	446	18.6
1957-58	Carlton Garner	23	414	18.0
1956-57	*Joe Gibbon	21	631	30.0
1955-56	Joe Gibbon	22	488	22.2
1954-55	*Denver Brackeen	22	599	27.2
1953-54	Denver Brackeen	20	441	22.1
1952-53	Cob Jarvis	24	557	23.2
1951-52	Cob Jarvis	26	403	15.5
1950-51	Ken Robbins	24	269	11.2
1949-50	R.B. Reeves	25	388	15.5
1948-49	Jack Marshall	21	283	13.5
1947-48	Jack Marshall	23	280	12.2
1946-47	Harold Kelly	20	187	9.4
1945-46	Jack Marshall	19	177	9.3
1944-45	Maxie McMullen	22	417	19.0
1943-44	— NO GAMES SCHEDULED, WW II —			
1942-43	Ray Poole	18	222	12.3
1941-42	Harry Simpson	13	120	9.2
1940-41	Burnell Egger	20	221	11.1
1939-40	*Burnell Egger	18	258	14.3
1938-39	Burnell Egger	26	273	10.5
1937-38	*B.L. Graham	27	473	17.5
1936-37	B.L. Graham	18	279	15.5

2010-11	Reginald Buckner	33	212	6.4
2009-10	Murphy Holloway	34	259	7.6
2008-09	Murphy Holloway	31	205	6.6
2007-08	Dwayne Curtis	35	337	9.6
2006-07	Dwayne Curtis	26	216	8.3
2005-06	Dwayne Curtis	29	221	7.6
2004-05	Londrick Nolen	31	135	4.4
	Tommie Eddie	30	131	4.4
2003-04	Justin Reed	28	209	6.3
2002-03	Justin Reed	28	147	5.3
2001-02	Justin Reed	31	205	6.6
2000-01	Rahim Lockhart	35	282	8.1
1999-2000	Rahim Lockhart	33	278	8.4
1998-99	Jason Smith	33	184	5.6
1997-98	Ansu Sesay	29	221	7.6
1996-97	Ansu Sesay	29	229	7.9
1995-96	Anthony Boone	24	149	6.2
1994-95	John Jackson	27	137	5.1
1993-94	Jarrell Evans	27	177	6.6
1992-93	Jarrell Evans	28	171	6.1
1991-92	Joe Harvell	28	166	5.9
1990-91	Sean Murphy	28	170	6.1
1989-90	Gerald Glass	30	229	7.6
1988-89	Gerald Glass	30	255	8.5
1987-88	Charles Prater	29	201	6.9
1986-87	Eric Smith	29	232	8.0
1985-86	Eric Smith	28	196	6.8
1984-85	Curtis Ritchwood	27	201	7.4
1983-84	Sylvester Kincheon	28	94	3.4
1982-83	Michael Partridge	31	179	5.8
1981-82	Roger Stieg	30	151	5.0
1980-81	Elston Turner	29	236	8.1
1979-80	John Stroud	30	216	7.2
1978-79	John Stroud	27	247	9.2
1977-78	John Stroud	27	230	8.5
1976-77	John Billips	27	265	9.8
1975-76	Eugene Harris	27	265	9.8
1974-75	Walter Actwood	26	295	11.3
1973-74	Coolidge Ball	25	246	9.8
1972-73	Fred Cox	26	254	9.8
1971-72	Fred Cox	25	270	10.8
1970-71	Jim Farr	26	177	6.8
1969-70	Tom Butler	25	225	9.0
1968-69	Jerry Brawner	24	210	8.8
1967-68	Jerry Brawner	21	185	8.8
1966-67	Jerry Brawner	25	230	9.2
1965-66	Mickey Williams	23	208	9.1
1964-65	Jim Robbins	25	122	4.9
1963-64	Ron Davidson	22	192	8.7
1962-63	Bill Bolton	24	242	10.1
1961-62	Bill White	25	222	8.9
1960-61	Sterling Ainsworth	23	232	10.1
1959-60	Ivan Richmann	20	207	10.4
1958-59	Louis Griffin	24	230	9.6
1957-58	Louis Griffin	24	230	9.6
1956-57	Joe Gibbon	21	296	14.1
1955-56	Joe Gibbon	22	220	10.0
1954-55	Denver Brackeen	22	306	13.9
1953-54	Denver Brackeen	20	202	10.1
1952-53	Ralph Ross	25	230	9.2

### REBOUNDING

Season	Player	G	Rebounds	Avg
2019-20	KJ Buffen	32	196	6.1
2018-19	Terence Davis	33	191	5.8
2017-18	Terence Davis	32	198	6.2
2016-17	*Sebastian Saiz	36	409	11.4
2015-16	Sebastian Saiz	31	227	8.7
2014-15	Sebastian Saiz	34	186	5.5
2013-14	Aaron Jones	33	217	6.6
2012-13	*Murphy Holloway	36	350	9.7
2011-12	Murphy Holloway	31	279	9.0

### FIELD GOAL PERCENTAGE

(minimum 150 attempts)

Season	Player	G	FGM-FGA	Pct
2019-20	Khadim Sy	31	106-202	52.5
2018-19	Bruce Stevens	33	107-212	50.5
2017-18	Bruce Stevens	32	121-235	51.5
2016-17	Terence Davis	36	200-415	48.2



Justin Reed is one of eight players to lead Ole Miss in scoring in three different seasons. No Rebel has ever led the team in scoring four times.

2015-16	Marcanis Hymon	32	78-149	52.3
2014-15	Sebastian Saiz	34	104-180	57.8
2013-14	Jarvis Summers	33	190-391	48.6
2012-13	*Reginald Buckner	36	125-213	58.7
2011-12	Reginald Buckner	32	85-160	53.1
2010-11	Reginald Buckner	33	95-160	59.4
2009-10	Murphy Holloway	34	150-268	56.0
2008-09	Murphy Holloway	31	108-197	54.8
2007-08	*Dwayne Curtis	35	212-335	63.3
2006-07	Kenny Williams	34	107-195	54.9
2005-06	Dwayne Curtis	29	159-280	56.8
2004-05	Tommie Eddie	30	130-232	56.0
2003-04	Justin Reed	28	193-416	46.6
2002-03	Derrick Allen	29	92-184	50.0
2001-02	David Saunders	31	124-226	54.9
2000-01	Rahim Lockhart	35	184-332	55.4
1999-2000	Rahim Lockhart	33	165-284	58.1
1998-99	Marcus Hicks	33	162-254	63.8
1997-98	Keith Carter	29	144-294	49.0
1996-97	Jason Smith	29	136-251	54.2
1995-96	Jason Smith	27	106-201	52.7
1994-95	J.J. Sims	27	103-194	53.1
1993-94	David Dean	22	86-161	53.4
1992-93	Jarrell Evans	28	81-154	52.6
1991-92	Kelvin Scales	28	111-218	50.9
1990-91	Joe Harvell	28	198-438	45.2
1989-90	Gerald Glass	30	284-580	49.0
1988-89	Gerald Glass	30	326-613	53.2
1987-88	Rod Barnes	29	207-423	48.9
1986-87	Ronnie Sims	29	110-209	52.6
1985-86	Curtis Ritchwood	26	148-265	55.8
1984-85	Curtis Ritchwood	27	166-344	48.3
1983-84	George Buckner	16	74-151	49.0
1982-83	Roger Steig	31	119-209	56.9
1981-82	Carlos Clark	30	251-403	62.2
1980-81	Carlos Clark	28	154-289	53.3
1979-80	John Stroud	30	261-469	55.7
1978-79	John Stroud	27	277-479	57.8
1977-78	John Stroud	27	207-426	48.6
1976-77	John Billips	27	199-391	50.9
1975-76	Eugene Harris	27	181-388	46.6
1974-75	Matt Meibers	26	154-324	47.5
1973-74	Fred Cox	25	152-242	62.8
1972-73	Fred Cox	26	148-296	50.0
1971-72	Fred Cox	25	148-281	52.7
1970-71	Duaine Boucher	24	90-161	55.9
1969-70	Charlie Ward	25	99-215	46.0
1968-69	Jerry Brawner	24	125-232	53.9
1967-68	Dale Stevens	23	74-176	42.0
1966-67	Jerry Brawner	25	134-264	50.7
1965-66	Mickey Williams	23	99-237	41.8
1964-65	Fred Stanley	25	95-229	41.5
1963-64	Ron Davidson	22	125-285	43.9
1962-63	Bill Bolton	24	107-225	47.6
1961-62	Bill White	25	101-194	52.1
1960-61	Jack Waters	23	183-410	44.6
1959-60	Ivan Richmann	19	96-197	48.7
1958-59	Ivan Richmann	24	107-219	48.9
1957-58	Ivan Richmann	24	84-200	42.0
1956-57	Joe Gibbon	21	227-548	41.4
1955-56	Joe Gibbon	22	191-433	44.1
1954-55	Denver Brackeen	22	203-459	44.2
1953-54	Denver Brackeen	20	147-299	49.2
1952-53	Cob Jarvis	24	204-427	47.8
1951-52	Ken Robbins	26	154-387	39.8
1950-51	R.B. Reeves	24	108-273	39.6
1949-50	R.B. Reeves	25	124-342	36.3
1948-49	R.B. Reeves	21	102-249	41.0

### 3-POINT FIELD GOALS MADE

Season	Player	G	3PM	3PA
2019-20	Breein Tyree	31	64	178

2018-19	Breein Tyree	33	69	184
2017-18	Terence Davis	32	59	186
2016-17	Deandre Burnett	33	73	194
2015-16	Stefan Moody	31	103	272
2014-15	Stefan Moody	34	78	222
2013-14	*Marshall Henderson	30	129	377
2012-13	*Marshall Henderson	36	138	394
2011-12	Nick Williams	34	38	118
2010-11	Chris Warren	34	95	279
2009-10	*Chris Warren	35	111	275
2008-09	David Hueratas	30	77	217
2007-08	Chris Warren	35	103	265
2006-07	Clarence Sanders	34	96	262
2005-06	Todd Abernethy	30	49	116
2004-05	Kendrick Fox	31	56	131
2003-04	Aaron Harper	28	67	173
2002-03	Aaron Harper	29	65	160
2001-02	Aaron Harper	31	83	209
2000-01	Aaron Harper	35	63	178
1999-2000	Jason Harrison	33	42	125
1998-99	Keith Carter	33	77	220
1997-98	Joezon Darby	29	60	176
1996-97	Keith Carter	28	51	148
1995-96	Keith Carter	27	63	162
1994-95	Cedric Brim	27	41	122
1993-94	Walsh Jordan	27	17	34
1992-93	Joe Harvell	28	44	124
1991-92	*Joe Harvell	28	79	179
1990-91	Joe Harvell	28	45	121
1989-90	Gerald Glass	30	46	122
1988-89	Joe Harvell	30	46	102
1988-89	Gerald Glass	30	41	109
1987-88	Rod Barnes	29	31	80
1986-87	Rod Barnes	29	19	46

### 3-POINT FG PERCENTAGE

Season	Player	G	3PM-A	Pct
2019-20	Breein Tyree	31	64-178	36.0
2018-19	Devontae Shuler	33	51-127	40.2




Chris Warren led the SEC the NCAA in with a 92.8 free throw percentage in 2010-11.

2017-18	Deandre Burnett	31	55-153	35.9
2016-17	Cullen Neal	36	63-154	40.9
2015-16	Anthony Perez	31	30-76	39.5
2014-15	LaDarius White	34	58-146	39.7
2013-14	Jarvis Summers	33	47-111	42.3
2012-13	LaDarius White	36	27-77	35.1
2011-12	Jarvis Summers	34	34-78	43.6
2010-11	Nick Williams	34	23-58	39.7
2009-10	Chris Warren	35	111-275	40.4
2008-09	Zach Graham	31	26-68	38.2
2007-08	Chris Warren	35	103-265	38.9
2006-07	Todd Abernethy	33	54-142	38.0
2005-06	Todd Abernethy	30	49-116	42.2
2004-05	Kendrick Fox	31	56-131	42.7
2003-04	Aaron Harper	28	67-173	38.7
2002-03	Aaron Harper	29	65-160	40.6
2001-02	David Sanders	31	36-71	50.7
2000-01	Jason Harrison	35	36-95	37.9
1999-2000	Jason Flanigan	31	34-89	38.2
1998-99	Jason Harrison	33	35-90	38.9
1997-98	Michael White	29	28-59	47.5
1996-97	Joezon Darby	26	46-131	35.1
1995-96	Keith Carter	27	63-162	38.9
1994-95	Cedric Brim	27	41-122	33.6
1993-94	Fred Johnigan	27	15-53	28.3
1992-93	Joe Harvell	28	44-124	35.5
1991-92	Joe Harvell	28	79-179	44.1
1990-91	Joe Harvell	28	45-121	37.2
1989-90	Joe Harvell	30	46-102	45.1
1988-89	Gerald Glass	30	41-109	37.6
1987-88	Rod Barnes	29	31-80	38.8
1986-87	Charles Prater	29	17-61	27.9

### FREE THROW PERCENTAGE

Season	Player	G	FTM-FTA	Pct
2019-20	Breein Tyree	31	148-180	82.2
2018-19	Breein Tyree	33	128-154	83.1
2017-18	Deandre Burnett	31	133-166	80.1
2016-17	Deandre Burnett	33	192-218	88.1
2015-16	Stefan Moody	31	212-256	82.8
2014-15	*Stefan Moody	34	149-165	90.3
2013-14	Marshall Henderson	30	98-120	81.7
2012-13	*Marshall Henderson	36	166-188	88.3
2011-12	Nick Williams	34	46-60	76.7
2010-11	*%Chris Warren	34	168-181	92.8
2009-10	Chris Warren	35	107-131	81.7
2008-09	Chris Warren	11	59-69	85.5
2007-08	Chris Warren	35	85-106	80.2
2006-07	Todd Abernethy	33	57-72	79.2
2005-06	Bam Doyne	30	67-91	73.6
2004-05	Londrick Nolen	31	37-56	66.1
2003-04	Justin Reed	28	117-160	73.1
2002-03	David Sanders	29	88-113	77.9
2001-02	*Jason Harrison	31	92-107	86.0
2000-01	Jason Harrison	35	85-102	83.3
1999-2000	Jason Harrison	33	109-137	79.6
1998-99	Jason Harrison	33	73-92	79.3
1997-98	Keith Carter	29	82-107	76.6
1996-97	Joezon Darby	26	43-54	79.6
1995-96	Michael White	27	50-69	72.5
1994-95	Cedric Brim	27	53-72	73.6
1993-94	Ervin Garnes	27	93-121	76.9
1992-93	Joe Harvell	28	64-90	71.1
1991-92	Joe Harvell	28	86-111	77.5
1990-91	Tim Jumper	28	68-87	78.2
1989-90	Gerald Glass	30	109-148	73.6
1988-89	David Midlick	24	42-50	84.0
1987-88	Rod Barnes	29	106-126	84.1
1986-87	Rod Barnes	29	49-64	76.6
1985-86	Rod Barnes	29	71-88	80.7

1984-85	Eric Laird	21	69-98	70.4
1983-84	Bruce Tranbarger	25	43-51	84.3
1982-83	Carlos Clark	31	162-205	79.0
1981-82	Sean Tuohy	30	81-97	83.5
1980-81	Carlos Clark	28	84-111	75.7
1979-80	Sean Tuohy	30	86-106	81.1
1978-79	John Stroud	27	155-194	79.9
1977-78	John Stroud	27	74-98	75.5
1976-77	Walter Actwood	25	57-81	70.4
1975-76	Walter Actwood	27	34-57	59.6
1974-75	Dave Shepherd	26	103-125	82.4
1973-74	Dave Shepherd	24	74-89	83.1
1972-73	Dean Hudson	26	36-50	72.0
1971-72	*David Rhodes	24	82-91	90.1
1970-71	David Rhodes	25	79-93	84.9
1969-70	Ron Coleman	24	111-153	72.5
1968-69	Ken Turner	24	158-200	79.0
1967-68	Larry Martindale	24	47-59	79.7
1966-67	Eddie Miller	25	45-56	80.4
1965-66	Larry Martindale	22	80-97	82.5
1964-65	Jim Robbins	25	85-105	81.0
1963-64	Donnie Kessinger	22	118-145	81.4
1962-63	Donnie Kessinger	23	103-122	84.4
1961-62	Sterling Ainsworth	22	81-100	81.0
1960-61	Jack Waters	23	103-130	79.2
1959-60	*%Jack Waters	23	108-118	87.3
1958-59	Jack Waters	24	94-114	82.5
1957-58	Carlton Garner	23	68-89	76.4
1956-57	Joe Gibbon	21	177-235	75.3
1955-56	Wayland Lindsey	24	78-103	75.7
1954-55	Denver Brackeen	22	193-255	75.7
1953-54	Cob Jarvis	18	135-193	69.9
1952-53	Jerome Stenftenagel	26	49-67	73.1
1951-52	Ken Robbins	26	63-84	75.0
1950-51	Ken Robbins	24	62-89	69.7
1949-50	Al Grachler	25	67-94	71.3
1948-49	Maxie McMullen	21	52-71	73.2
1947-48	Maxie McMullen	23	68-84	81.0
1946-47	W.T. Blackledge	21	26-49	53.1



**Sean Tuohy led the SEC in assists for four straight years and is the league's all-time assist leader.**

### ASSISTS

Season	Player	G	Assists	Avg
2019-20	Devontae Shuler	32	105	3.3
2018-19	Terence Davis	33	114	3.5
2017-18	Deandre Burnett	31	121	3.9
2016-17	Deandre Burnett	33	104	3.2
2015-16	Stefan Moody	31	133	4.3
2014-15	Jarvis Summers	33	160	4.9
2013-14	Jarvis Summers	33	126	3.8
2012-13	Jarvis Summers	34	128	3.8
2011-12	Jarvis Summers	34	116	3.4
2010-11	Chris Warren	34	128	3.8
2009-10	Eniel Polynice	33	128	3.9
2008-09	Terrico White	31	72	2.3
2007-08	Chris Warren	35	156	4.5
2006-07	*Todd Abernethy	33	182	5.5
2005-06	Todd Abernethy	30	87	2.9
2004-05	Todd Abernethy	31	82	2.6
2003-04	Aaron Harper	28	91	3.3
2002-03	David Sanders	29	90	3.1
2001-02	Jason Harrison	31	122	3.9
2000-01	Jason Harrison	35	104	3.0
1999-2000	Jason Harrison	33	115	3.5
1998-99	Michael White	32	97	3.0
1997-98	Michael White	29	87	3.0
1996-97	Michael White	29	98	3.4
1995-96	Michael White	27	88	3.3
1994-95	Cedric Brim	27	131	4.9
1993-94	Ervin Garnes	27	57	2.1
1992-93	Kevin Watkins	28	72	2.6
1991-92	Dondi Flemister	28	101	3.6
1990-91	Dondi Flemister	28	78	2.8
1989-90	Gerald Glass	30	121	4.0
1988-89	John Matthews	30	112	3.7
1987-88	Rod Barnes	29	112	3.9
1986-87	Rod Barnes	29	175	6.0
1985-86	Rod Barnes	29	153	5.3
1984-85	Andre Laird	27	89	3.7
1983-84	Cecil Dowell	28	68	2.4
1982-83	Cecil Dowell	31	127	4.1
1981-82	*Sean Tuohy	30	215	7.2
1980-81	*Sean Tuohy	30	187	6.2
1979-80	*Sean Tuohy	30	260	8.7
1978-79	*Sean Tuohy	27	168	6.2
1977-78	Henry Jackson	27	117	4.3
1976-77	Henry Jackson	27	117	4.3
1975-76	Henry Jackson	26	86	3.3
1974-75	Bob Mahoney	26	147	5.7
1973-74	Dave Shepherd	24	101	4.2
1972-73	Bob Mahoney	26	127	4.9
1971-72	Coolidge Ball	25	42	1.7
1970-71	Johnny Neumann	23	74	3.2
1969-70	Charlie Ward	25	51	2.0

### BLOCKED SHOTS

Season	Player	G	Blocks	Avg
2019-20	KJ Buffen	32	28	0.9
2018-19	Dominik Olejniczak	33	30	0.9
2017-18	Terence Davis	32	28	0.9
2016-17	Marcanvis Hymon	36	40	1.1
2015-16	Marcanvis Hymon	32	29	0.9
2014-15	Sebastian Saiz	34	33	0.9
2013-14	Aaron Jones	33	69	2.1
2012-13	*Reginald Buckner	36	98	2.7
2011-12	Reginald Buckner	32	69	2.2
2010-11	Reginald Buckner	33	95	2.9
2009-10	Reginald Buckner	31	64	2.1
2008-09	Malcolm White	31	43	1.4
2007-08	Kenny Williams	35	31	0.9
2006-07	Kenny Williams	34	38	1.1
2005-06	Dwayne Curtis	29	18	0.6

2004-05	Londrick Nolen	31	19	0.6
2003-04	Justin Reed	28	23	0.8
2002-03	Justin Reed	27	27	0.9
2001-02	Justin Reed	31	15	0.5
	Derrick Allen	31	15	0.5
2000-01	Rahim Lockhart	35	49	1.4
1999-2000	Rahim Lockhart	33	46	1.4
1998-99	Marcus Hicks	33	46	1.4
1997-98	Johnnie Rogers	28	48	1.7
1996-97	Johnnie Rogers	26	39	1.5
1995-96	Ansu Sesay	25	20	0.8
1994-95	Ansu Sesay	27	17	0.6
1993-94	David Dean	22	52	2.4
1992-93	*David Dean	28	56	2.0
1991-92	Kelvin Scales	28	28	1.0
1990-91	Sean Murphy	28	49	1.8
1989-90	Sean Murphy	30	47	1.6
1988-89	Sean Murphy	30	38	1.3
1987-88	Sean Murphy	29	46	1.6
1986-87	Ronnie Sims	29	39	1.3
1985-86	Ronnie Sims	29	32	1.1
1984-85	Curtis Ritchwood	15	27	0.6
1983-84	Sylvester Kincheon	28	26	0.9

### STEALS

Season	Player	G	Steals	Avg
2019-20	Devontae Shuler	32	54	1.7
2018-19	Devontae Shuler	33	56	1.7
2017-18	Markel Crawford	32	38	1.2
2016-17	Terence Davis	36	50	1.4
2015-16	Stefan Moody	31	46	1.5
2014-15	Stefan Moody	34	57	1.7
2013-14	Marshall Henderson	30	45	1.5
2012-13	Murphy Holloway	36	58	1.6
2011-12	Murphy Holloway	31	50	1.6
2010-11	Trevor Gaskins	31	27	0.9
2009-10	Murphy Holloway	34	50	1.5
2008-09	Murphy Holloway	31	36	1.2
2007-08	Eniel Polynice	34	54	1.6
2006-07	Clarence Sanders	34	41	1.2
2005-06	Dwayne Curtis	29	46	1.6
2004-05	Cavadas Nunnery	28	43	1.5
2003-04	Aaron Harper	28	38	1.4
2002-03	Justin Reed	28	35	1.3
2001-02	Aaron Harper	31	43	1.4
2000-01	Rahim Lockhart	35	48	1.4
1999-2000	Rahim Lockhart	33	55	1.7
1998-99	Jason Smith	33	73	2.2
1997-98	Jason Smith	29	48	1.7
1996-97	Jason Smith	29	53	1.8
1995-96	Jason Smith	27	37	1.4
1994-95	Cedric Brim	27	32	1.2
1993-94	Ervin Garnes	27	55	2.0
1992-93	Kevin Watkins	28	49	1.8
1991-92	Dondi Flemister	28	38	1.4
1990-91	Dondi Flemister	28	36	1.3
1989-90	*Gerald Glass	30	70	2.3
1988-89	*Gerald Glass	30	89	3.0
1987-88	Rod Barnes	29	58	2.0
1986-87	Joe Ayers	29	46	1.6
1985-86	Eric Smith	28	49	1.8
1984-85	Joe Ayers	27	51	1.9
1983-84	Eric Laird	28	55	2.0
1982-83	Eric Laird	31	53	1.7
1981-82	Carlos Clark	30	50	1.7
1980-81	Elston Turner	29	42	1.4

\* Indicates SEC leader  
% Indicates NCAA leader

## MISCELLANEOUS RECORDS

### OVERTIME GAMES (SINCE 1929)

2-20-29	Vanderbilt	48-46	W
2-28-30	Washington & Lee	29-33	L
2-8-36	Miss. State (2ot)	48-42	W
2-23-48	LSU	50-52	L
12-28-54	Denver	81-88	L
12-6-56	E. Tenn. St.	89-88	W
12-22-56	Arkansas St.	79-78	W
2-11-58	E. Tenn. St. (2ot)	55-53	W
12-13-58	Arkansas	81-83	L
1-10-59	Vanderbilt	74-79	L
2-16-59	Florida	97-102	L
12-22-60	Tennessee Tech	37-36	W
2-15-60	Georgia	65-63	W
2-20-61	Florida	77-81	L
12-20-61	Houston (2ot)	62-63	L
1-12-63	Georgia Tech.	71-73	L
12-27-63	Centenary	79-82	L
1-6-64	Auburn	59-58	W
2-27-65	Miss. State	77-78	L
1-14-67	Vanderbilt	70-78	L
2-4-67	Tennessee	56-53	W
12-7-68	Arkansas	65-61	W
2-1-69	LSU	84-81	W
2-3-69	Alabama	53-51	W
2-22-69	Georgia	82-85	L
12-9-69	NE Louisiana	80-85	L
12-29-69	Valparaiso	80-77	W
1-5-70	Tennessee (2ot)	59-57	W
3-2-74	Miss. State	69-75	L
2-10-75	Tennessee	88-81	W
1-22-77	Vanderbilt	72-77	L
1-11-79	Miss. State (2ot)	92-101	L
1-20-79	LSU	69-70	L
2-10-79	Auburn (2ot)	54-56	L
1-24-81	Miss. State	59-52	W
12-29-81	Memphis State	55-61	L
2-13-82	Florida	58-57	W
2-17-82	Vanderbilt (4ot)	51-48	W
2-19-83	Miss. State	69-67	W
2-6-84	Georgia	56-54	W
12-11-84	Memphis State	52-57	L
1-31-87	Tennessee	73-70	W
2-4-87	LSU	75-82	L
1-9-88	LSU	61-69	L
3-10-88	Alabama	64-59	W
1-11-89	Vanderbilt	65-72	W
1-21-89	Georgia	74-70	W
3-4-89	LSU	113-112	W
1-24-90	Miss. State (4ot)	102-104	L
1-6-91	Miss. State	80-84	L
2-2-91	Florida (2ot)	81-91	L
2-12-92	Florida	84-86	L
2-20-93	Alabama	83-82	W
1-19-94	Auburn (2ot)	88-85	W
2-23-94	Vanderbilt	77-72	W
1-21-95	LSU	81-87	L
11-27-95	Davidson	83-84	L

12-19-95	Southern Miss (2ot)	113-107	W
1-24-98	Miss. State (2ot)	81-77	W
12-12-98	Memphis	72-78	L
1-22-00	Auburn	79-77	W
11-25-00	VCU	88-84	W
12-22-00	Southern Cal.	84-83	W
2-28-01	LSU	77-78	L
11-15-01	Bowling Green	78-82	L
2-15-03	Miss. State	64-68	L
3-6-05	South Carolina	70-76	L
12-10-06	UIC	75-87	L
3-13-08	Georgia	95-97	L
3-24-08	Nebraska	85-75	W
3-4-09	Arkansas	98-91	W
12-16-09	UTEP	91-81	W
1-16-10	Tennessee	69-71	L
3-23-10	Texas Tech (2ot)	90-87	W
11-20-10	Dayton	71-78	L
11-25-11	Miami	64-61	W
1-14-12	at Auburn (2ot)	68-69	L
2-4-12	at Alabama (2ot)	67-69	L
3-9-12	vs. Tennessee	77-72	W
3-14-12	Illinois State	93-96	L
12-22-12	vs. Indiana State	85-87	L
1-15-13	at Vanderbilt	89-79	W
2-16-13	Georgia	84-74	W
12-8-13	Oregon	105-115	L
1-4-14	Dayton	80-83	L
1-15-14	LSU	88-74	W
11-14-14	Charleston Southern	65-66	L
1-6-15	Kentucky	86-89	L
12-22-15	Troy	83-80	W
1-19-16	South Carolina	74-77	L
11-18-16	Oral Roberts	95-88	W
2-21-17	Mississippi State	87-82	W
11-28-17	South Dakota State	97-99	L
12-2-17	Virginia Tech	80-83	L
12-16-17	Illinois State	97-101	L
2-20-18	at Missouri	90-87	W
1-30-19	at Florida	86-90	L
1-28-20	Auburn (2ot)	82-83	L

<b>Overall OT Record</b>	<b>46-52</b>
Single OT Record	38-44
Double OT Record	7-7
Four OT Record	1-1

#### Most OT Games vs.

Opponent	No. (Record)
Miss. State	11 (5-6)
LSU	9 (3-6)
Vanderbilt	8 (4-4)
Tennessee	6 (5-1)
Georgia	6 (4-2)
Auburn	6 (3-3)
Florida	6 (1-5)

### OLE MISS IN THE NATIONAL POLLS

#### 1996-97

Week	AP	CNN/USA Today
Jan. 13	#20	#25

#### 1997-98

Week	AP	ESPN/USA Today
Preseason	#23	—
Nov. 17	#21	—
Nov. 24	#17	#18
Dec. 1	#14	#14
Dec. 8	#21	#19
Dec. 15	#18	#18
Dec. 22	#16	#16
Dec. 29	#16	#17
Jan. 5	#14	#14
Jan. 12	#11	#11
Jan. 19	#13	#14
Jan. 26	#12	#12
Feb. 2	#17	#16
Feb. 9	#18	#16
Feb. 16	#15	#14
Feb. 23	#13	#13
Mar. 2	#10	#10
Mar. 9	#13	#14
Final	—	#20

(AP does not release a poll following the regular season)

#### 2000-01

Week	AP	ESPN/USA Today
Dec. 11	#23	—
Dec. 18	#24	#25
Dec. 25	#24	#24
Jan. 1	#22	#21
Jan. 8	#20	#21
Jan. 15	#21	#22
Jan. 22	#19	#21
Feb. 5	#25	#24
Feb. 12	#16	#19
Feb. 19	#12	#13
Feb. 26	#14	#12
Mar. 5	#14	#11
Mar. 12	#14	#13
Final	—	#9

#### 2007-08

Week	AP	ESPN/USA Today
Dec. 24	#22	#24
Dec. 31	#18	#18
Jan. 7	#16	#15
Jan. 14	#18	#15
Jan. 21	#17	#15
Jan. 28	#24	#22

#### 2009-10

Week	AP	ESPN/USA Today
Dec. 7	#25	—
Dec. 14	#20	#25
Dec. 21	#15	#21
Dec. 28	#16	#21
Jan. 4	#14	#16
Jan. 11	#21	#23
Jan. 18	#22	#24
Jan. 25	#18	#20
Feb. 1	#25	—



The 2001 Rebels advanced to the NCAA Sweet Sixteen and earned the program's highest ever ranking at No. 9.

## MISCELLANEOUS RECORDS

### MILESTONE WINS

No.	Opponent/Date	Score	Note
1	Mississippi College/2-17-1909	28-11	
100	Centenary/1-27-1925	35-17	
200	Memphis Coca-Cola/1-10-1936	41-40	
300	Arkansas State/2-26-1945	76-24	
400	Vanderbilt/1-17-1955	77-63	
434	Tulane/2-22-1958	83-68	Coach Graham's 100th win as head coach; first Ole Miss coach to reach 100 wins
500	Tulane/1-30-1965	62-60	
600	Texas/12-7-1974	82-74	
661	Grambling/3-6-1980	76-74	First postseason tournament victory
677	Georgia/3-7-1981	66-62	First SEC Tournament title
700	Central Arkansas/12-18-1982	67-60	
800	Vanderbilt/3-9-1990	65-62	SEC Tournament
875	Kentucky/1-11-1997	73-69	Win over No. 3 UK propels Rebels to first top-25 ranking at No. 20 (AP)
882	LSU/2-26-1997	74-68	First SEC Western Division title
900	Vanderbilt/2-11-1998	87-76	
905	Auburn/2-28-1998	74-67	Second SEC Western Division title
926	Villanova/3-12-1999	72-70	First NCAA Tournament win
968	Alabama/3-3-2001	105-71	Third SEC Western Division title
972	Notre Dame/3-18-2001	59-56	Win propels Ole Miss to first NCAA Tournament Sweet 16
1000	Arkansas-Pine Bluff/12-28-2002	71-38	
1068	Auburn/3-3-2007	83-79	Fourth SEC Western Division title
1129	Arkansas/3-6-2010	68-66	Fifth SEC Western Division title
1193	Auburn/2-23-2013	88-55	Andy Kennedy becomes school's all-time winningest coach
1198	Florida/3-17-2013	66-63	Second SEC Tournament title
1300	vs. S. Louisiana/12/12/2018	69-47	First game in Jackson since 2008

### YEAR-BY-YEAR HOME RECORDS

2019-20.....	12-5	1999-00.....	15-3	1979-80.....	8-4
2018-19.....	11-5	1998-99.....	13-3	1978-79.....	5-6
2017-18.....	10-8	1997-98.....	14-0#	1977-78.....	8-5
2016-17.....	13-6	1996-97.....	14-1	1976-77.....	8-4
2015-16.....	12-2	1995-96.....	10-4	1975-76.....	4-9
2014-15.....	9-7	1994-95.....	8-7	1974-75.....	6-6
2013-14.....	12-5	1993-94.....	10-3	1973-74.....	10-2
2012-13.....	16-1*	1992-93.....	7-9	1972-73.....	10-2
2011-12.....	12-3	1991-92.....	8-5	1971-72.....	7-4
2010-11.....	13-4	1990-91.....	6-8	1970-71.....	7-4
2009-10.....	15-4	1989-90.....	8-4	1969-70.....	4-7
2008-09.....	12-4	1988-89.....	9-3	1968-69.....	6-5
2007-08.....	16-2*	1987-88.....	9-3	1967-68.....	5-6
2006-07.....	16-1*	1986-87.....	11-2	1966-67.....	7-4
2005-06.....	11-6	1985-86.....	9-5	1965-66.....	1-2
2004-05.....	8-6	1984-85.....	9-7	<b>OVERALL</b> .....	<b>536-234</b>
2003-04.....	12-5	1983-84.....	7-7	*School-record home wins	
2002-03.....	10-6	1982-83.....	12-4	#School-record home win %	
2001-02.....	13-1	1981-82.....	12-2		
2000-01.....	15-1	1980-81.....	8-4		

### 2012-13

Week	AP	ESPN/USA Today
Jan. 21	#23	#24
Jan. 28	#16	#16
Feb. 4	—	#23

### 2018-19

Week	AP	ESPN/USA Today
Jan. 14	#18	#20
Jan. 21	#20	#20

### REBEL STREAKS

#### Overall Win Streak

13.....	2007-08
12.....	1925-26
12.....	1935-36 to 1936-37
11.....	2000-01, 1937-38

#### Overall Losing Streak

16.....	1975-76
13.....	1940-41
12.....	1962-63, 1955-56

#### Home Win Streak

29 – January 11, 1997 (73-69 vs. Kentucky) to January 6, 1999 (78-60 vs. Alabama)

20 – December 3, 2001 (78-43 vs. Louisiana-Monroe) to December 31, 2002 (57-49 vs. Samford)

20 – February 26, 2000 (75-67 vs. Vanderbilt) to November 28, 2001 (92-45 vs. Morris Brown)

18 – January 13, 2006 (74-72 vs. Arkansas) to January 30, 2008 (74-58 vs. Vanderbilt)

15 – January 24, 1996 (82-69 vs. Auburn) to January 5, 1997 (73-66 vs. Georgia)

15 – February 3, 1973 (84-59 vs. LSU) to February 4, 1974 (59-55 vs. Georgia)

#### Away/Neutral Win Streak

9.....	1925-26
6.....	6 times (MR: 2007-08)

#### Overall SEC Win Streak

9.....	1937-38
8.....	1997-98
6.....	2014-15
6.....	2012-13
6.....	2000-01

#### Non-SEC Homecourt Win Streak

44..... 1995-96 to 2001-02  
(at the time, second longest in the nation)



## ALL-TIME SERIES RECORDS

Opponent	First Meeting	Last Meeting	OM	Opp
Abilene Christian	1994	1994	1	0
<b>ALABAMA</b>	<b>1921</b>	<b>2020</b>	<b>58</b>	<b>123</b>
Alabama A&M	1999	2008	3	0
UAB	1979	1983	4	1
Alabama State	1983	2010	7	0
Alaska-Fairbanks	2002	2002	1	0
Alcorn State	1986	2011	4	0
Appalachian State	1997	2007	2	0
Arizona	1953	2001	1	1
<b>ARKANSAS</b>	<b>1938</b>	<b>2020</b>	<b>33</b>	<b>49</b>
<b>ARKANSAS STATE!</b>	<b>1926</b>	<b>2019</b>	<b>22</b>	<b>9</b>
Arkansas-Monticello	1963	1972	10	0
Arkansas-Pine Bluff	1998	2003	4	0
<b>AUBURN</b>	<b>1928</b>	<b>2020</b>	<b>62</b>	<b>77</b>
Austin Peay	1991	2015	4	0
Ball State	1998	1998	0	1
Baptist Christian	1988	1988	1	0
Baylor	1971	2018	1	2
Belhaven	1967	1967	1	0
Belmont	1998	1998	2	0
Bethune-Cookman	1991	1991	1	0
Birmingham-Southern	1950	2000	5	0
Bowling Green	1979	2002	1	2
Bradley	1972	2017	3	3
Butler	2018	2019	0	2
BYU	2015	2015	1	0
California	2011	2011	0	1
Campbell	1986	1986	1	0
Carson-Newman	1983	1983	1	0
Centenary	1922	2010	7	6
<b>CENTRAL ARKANSAS</b>	<b>1981</b>	<b>2006</b>	<b>3</b>	<b>0</b>
Charleston	1973	1974	2	0
Charleston Southern	2014	2015	0	1
Charlotte@	1978	2000	2	1
Chattanooga	1947	2018	4	2
Christian Brothers	1986	1989	2	0
Cincinnati	1955	2018	1	2
Citadel	1971	1971	1	0
Clemson	1966	2008	2	3
Coastal Carolina	2013	2015	3	0
Colgate	1996	1996	0	1
Colorado State	2011	2011	0	1
Connecticut	2006	2006	0	1
Creighton	2015	2016	1	1
CSU Bakersfield	2019	2019	1	0
Davidson	1996	1997	0	2
<b>DAYTON</b>	<b>1981</b>	<b>2015</b>	<b>0</b>	<b>6</b>
Delaware State	1995	1995	1	0
Delta State	1937	1942	2	4
Denver	1955	1955	0	1

Opponent	First Meeting	Last Meeting	OM	Opp
DePaul	1983	2012	2	1
Drake	2012	2012	1	0
East Carolina	2003	2004	1	1
East Tennessee State	1953	2013	9	5
Eastern Illinois	1974	1975	1	1
Eastern Kentucky	1956	2017	2	0
Evansville	2004	2004	2	0
Fairfield	2006	2006	1	0
<b>FLORIDA</b>	<b>1941</b>	<b>2020</b>	<b>47</b>	<b>67</b>
Florida A&M	2009	2009	1	0
Florida Atlantic	1995	1995	1	0
Florida Gulf Coast	2018	2018	1	0
Florida International	1997	1997	1	0
Florida State	1951	2005	1	3
Fresno State	1982	1982	0	1
Fordham	1983	2013	2	0
Furman	1954	2000	4	2
George Mason	2002	2015	1	2
Georgetown	1961	1961	1	0
<b>GEORGIA</b>	<b>1928</b>	<b>2020</b>	<b>45</b>	<b>74</b>
Georgia Southern	1984	2015	1	1
Georgia State	2015	2017	2	0
Georgia Tech	1926	2017	9	12
Grambling	1980	2012	2	0
Hardin-Simmons	1968	1968	1	0
Hawai'i	2013	2013	1	0
Hofstra	1991	1991	0	1
Holy Cross	1971	1971	1	0
Houston	1962	1997	2	1
Houston Baptist	1993	1996	2	0
Illinois	1989	1989	0	2
Illinois-Chicago	2005	2006	1	1
Illinois State	1979	2018	1	4
Illinois Wesleyan	1983	1983	1	0
Indiana	2010	2010	1	0
Indiana State	1990	2013	1	1
Indiana State-Evansville	1976	1976	1	0
Iona	1957	2001	1	1
Iowa State	2001	2019	0	2
IUPUI	2002	2002	1	0
<b>JACKSON STATE</b>	<b>1987</b>	<b>1992</b>	<b>3</b>	<b>0</b>
Jacksonville	1978	1985	2	1
Jacksonville St.+	1948	2010	4	0
James Madison	1992	1992	0	1
Kansas	1981	1981	0	1
Kansas State	2001	2015	3	2
<b>KENTUCKY</b>	<b>1925</b>	<b>2020</b>	<b>13</b>	<b>108</b>
Kentucky State	1988	1988	1	0
Kentucky Wesleyan	1970	1970	0	1
La Salle	2008	2013	1	1

Opponent	First Meeting	Last Meeting	OM	Opp
Lamar	1993	2008	2	1
Lipscomb University	1956	2013	5	0
Long Beach State	1973	1983	1	1
Long Island	1998	1998	1	0
Louisiana College	1962	1962	1	0
Louisiana~	1970	2017	4	4
Louisiana-Monroe#	1970	2018	16	4
<b>LSU</b>	<b>1910</b>	<b>2020</b>	<b>87</b>	<b>124</b>
Louisiana Tech	1911	2015	8	5
Louisville	1998	2009	2	1
Loyola-Chicago	1979	1979	1	0
Loyola-Marymount	2013	2013	1	0
Loyola-New Orleans	1924	1994	4	1
MacAlester	1972	1972	1	0
MacMurray	1985	1985	1	0
Marshall	1971	2009	2	1
Marquette	2012	2012	0	1
Maryland	1929	1988	1	1
Massachusetts	2015	2016	2	0
McNeese State	1990	2013	8	1
<b>MEMPHIS%</b>	<b>1910</b>	<b>2019</b>	<b>14</b>	<b>28</b>
Mercer	1980	2013	5	1
Metro State	1990	1990	0	1
Miami, Fla.	1950	2012	1	3
Michigan	1980	1980	1	0
Michigan State	1999	1999	0	1
<b>MIDDLE TENNESSEE</b>	<b>1947</b>	<b>2019</b>	<b>6</b>	<b>6</b>
Millsaps	1912	1946	30	9
Minnesota	1969	1980	0	2
Minnesota-Duluth	1976	1976	1	0
Mississippi College	1909	1987	25	14
<b>MISSISSIPPI STATE</b>	<b>1914</b>	<b>2020</b>	<b>117</b>	<b>145</b>
Mississippi Valley St.	2006	2013	6	0
<b>MISSOURI</b>	<b>2013</b>	<b>2020</b>	<b>13</b>	<b>3</b>
Missouri-Rolla	1985	1985	1	0
Missouri Western	1976	1982	3	0
Missouri-St. Louis	1984	1984	1	0
Monmouth	2017	2017	1	0
Montana	2016	2016	1	0
Morgan State	1995	2009	3	0
Morris Brown	2001	2002	2	0
Murray State	1959	2016	3	3
Nebraska	1978	2008	2	1
New Mexico	1996	2009	1	3
New Orleans	1984	2009	4	1
Nicholls	1989	2018	9	0
Norfolk State	2019	2019	1	0
North Carolina	1923	1926	1	1
North Carolina A&T	2013	2013	1	0
North Carolina State	1929	2000	1	1

## ALL-TIME SERIES RECORDS

Opponent	First Meeting	Last Meeting	OM	Opp
Northern Arizona	2015	2015	1	0
North Texas State	1986	1987	2	0
Northwestern St. (La.)	1989	2015	3	0
Notre Dame	1978	2001	1	1
Oakland	1993	1993	1	0
Ohio State	1999	2008	0	2
Oklahoma	1999	2019	2	2
Oklahoma State	1948	2019	0	3
Oral Roberts	1992	2016	5	0
Oregon	2013	2015	1	1
Oregon State	2000	2000	1	0
Pacific	1982	1982	1	0
Pan American	1976	1976	1	0
Penn State	2011	2019	4	0
Pittsburgh	1992	1992	0	1
Portland State	1997	1997	1	0
Prairie View	1992	2000	6	0
Presbyterian College	2008	2008	1	0
Rice	1984	2017	2	2
Rollins College	1994	1994	1	0
Rutgers	2013	2013	1	0
St. Francis, Pa.	1973	1973	1	0
St. John's	1989	1989	0	1
St. Joseph's	1988	2016	3	0
Saint Louis	1955	2011	2	2
Samford	1978	2003	3	0
Sam Houston State	1989	2017	6	0
San Diego	2018	2018	1	0
San Diego State	1987	1987	1	0
San Francisco	2013	2013	1	0
Seattle	2019	2019	1	0
Seton Hall	2015	2015	0	1
Sewanee	1926	1965	7	3
SMU	1969	2012	2	1
South Alabama	1969	2016	5	1
<b>SOUTH CAROLINA</b>	<b>1961</b>	<b>2020</b>	<b>20</b>	<b>20</b>
South Carolina State	2004	2005	2	0
USC-Spartanburg	1986	1986	1	0
South Dakota State	1977	2017	1	1
South Florida	1983	1983	1	0
Southeast Missouri State	2014	2015	2	0
Southeastern Louisiana	1957	2019	19	0
Southern	1989	2015	2	0
Southern Cal	2001	2001	1	0
Southern Illinois	1993	2001	1	2
Southern Miss <sup>^</sup>	1922	2012	18	6
Southern Utah	2005	2005	1	0
Southwestern&	1912	1954	29	3
Spring Hill	1951	1952	2	0
Stetson	1992	1992	2	0
Syracuse	2017	2017	1	0

Opponent	First Meeting	Last Meeting	OM	Opp
Tampa	1950	1950	0	1
TCU	1977	2014	3	2
Temple	1988	1999	1	3
<b>TENNESSEE</b>	<b>1924</b>	<b>2020</b>	<b>44</b>	<b>75</b>
Tennessee Tech	1959	2019	7	1
Tennessee Wesleyan	1985	1985	1	0
Texas	1956	2018	6	9
<b>TEXAS A&amp;M</b>	<b>1973</b>	<b>2020</b>	<b>3</b>	<b>7</b>
Texas A&M-Corpus Christi	2010	2017	2	0
Texas State	2011	2011	1	0
Texas Tech	1955	2010	1	4
Troy<	1958	2015	10	0
Toledo	1977	1977	1	0
Towson	2015	2015	1	0
Tulane	1921	1995	35	55
Tulsa	1954	1990	1	4
UALR	2010	2013	3	0
UC Santa Barbara	2008	2008	1	0
UCF	2008	2010	3	0
UCLA	2002	2002	0	1
<b>UNCW</b>	<b>NEVER MET</b>			
Union*	1911	1959	25	7
<b>UT MARTIN (</b>	<b>2002</b>	<b>2016</b>	<b>3</b>	<b>0</b>
Utah	2009	2017	0	2
UTEP	2002	2010	2	0
<b>VANDERBILT</b>	<b>1925</b>	<b>2020</b>	<b>47</b>	<b>76</b>
Valparaiso	1970	1998	1	1
Villanova	1999	2010	1	1

Opponent	First Meeting	Last Meeting	OM	Opp
Virginia	1925	1957	1	1
VCU	2000	2005	4	0
VMI	1925	1925	1	0
Virginia Tech	1980	2017	2	3
Washington-St. Louis	1987	1987	1	0
Washington & Lee	1929	1930	1	1
West Alabama	1999	1999	1	0
West Virginia	2009	2010	0	2
Western Carolina	2005	2005	1	0
Western Kentucky	2013	2015	1	1
Western Michigan	2018	2019	2	0
<b>WICHITA STATE</b>	<b>1995</b>	<b>2020</b>	<b>3</b>	<b>3</b>
Winthrop	2008	2008	1	0
Wisconsin	2013	2013	1	0
Wisconsin-Green Bay	1975	1975	1	0
Xavier	2015	2015	0	1

### 2020-21 OPPONENTS IN BOLD CAPS

- ! - formerly Arkansas A&M (1925-27)
- @ - formerly UNC-Charlotte
- # - formerly Northeast Louisiana
- \$ - formerly Louisiana I.I.
- % - formerly Memphis St.
- ^ - formerly Miss. Normal
- ~ - formerly Southwest Louisiana, Louisiana-Lafayette
- & - formerly S.P.U.
- \* - formerly SWBU
- ( - formerly Tennessee-Martin



Ole Miss and Mississippi State own the SEC's most-played rivalry. Entering this season, the in-state foes have faced off 260 times beginning with their first meeting in 1914.

### C.M. "TAD" SMITH COLISEUM RECORDS

#### "TAD PAD" FAST FACTS

Overall Record in Tad Smith Coliseum: 490-210 (.700 win pct. - 51 seasons)	Longest Ole Miss Home Winning Streak: 29 games (1996-97 to 1998-99)
First Game: Monday, Feb. 21, 1966 vs. Kentucky	Most Home Wins in a Season: 16 (2006-07, 2007-08 and 2012-13)
First Ole Miss Win: Wednesday, Feb. 23, 1966 vs. Tulane (91-70)	Longest Game: 4 Overtimes (Feb. 17, 1982 vs. Vanderbilt)
First Basket: Larry Conley, Kentucky (18:50 left in first half)	Most Points by Both Teams: 225 (Ole Miss 113, LSU 112 (ot) - Mar. 4, 1989)
First Ole Miss Basket: Chuck Burhorn (13:32 left in first half)	Fewest Points by Both Teams: 83 (Ole Miss 50, LSU 33 - Feb. 7, 2001)

#### INDIVIDUAL (OLE MISS)

Points:	57	Johnny Neumann	vs. Southern Miss	12-15-70
FG att:	50	Johnny Neumann	vs. Kentucky	1-2-71
FG made:	20	Gerald Glass	vs. LSU	3-4-89
	20	Johnny Neumann	vs. Southern Miss	12-15-70
3-pt att:	23	Marshall Henderson	vs. Oregon	12-8-13
3-pt made:	10	Marshall Henderson	vs. Oregon	12-8-13
FT att:	25	Ken Turner	vs. Vanderbilt	2-12-69
FT made:	17	Carlos Clark	vs. LSU	1-15-83
	17	Johnny Neumann	vs. Southern Miss	12-15-70
Rebounds:	22	Walter Actwood	vs. ISU-Evansville	12-1-75
Assists:	15	Sean Tuohy	vs. Auburn	1-26-80
Blocks:	8	Ansu Sesay	vs. Mississippi State	2-19-97
Steals:	7	Jason Smith	vs. Florida	1-7-98
	7	Coolidge Ball	vs. Alabama	2-16-74

#### TEAM (OPPONENT)

Points:	120	Kentucky	2-2-70
Few points:	30	Mississippi State	1-23-82
FG att:	116	Southern Miss	12-15-70
FG made:	52	Kentucky	2-2-70
FG pct:	75.0	Tennessee (24-32)	1-6-82
3-pt att:	36	Auburn	1-28-10
3-pt made:	17	Illinois State	3-14-12
3-pt pct:	100.0	Tennessee (1-1)	2-2-87
FT att:	45	Florida	2-2-91
FT made:	35	Rice	1-9-93
FT pct:	100.0	Six times	
Rebounds:	70	Kentucky	2-7-70
Assists:	26	Georgia	1-15-11
Blocks:	12	LSU	2-23-91
Steals:	21	Morgan State	12-1-94

#### INDIVIDUAL (OPPONENT)

Points:	55	Chris Jackson	LSU	3-4-89
FG att:	46	Pete Maravich	LSU	2-28-70
FG made:	23	Dan Issel	Kentucky	2-7-70
3-pt att:	20	Chris Jackson	LSU	3-4-89
3-pt made:	9	Chris Jackson	LSU	3-4-89
FT att:	19	Kenny Higgs	LSU	2-7-76
FT made:	14	Johnathan Loyd	Oregon	12-8-13
	14	Jimmy England	Tennessee	1-4-71
	14	Pete Maravich	LSU	2-24-68
Rebounds:	22	Al Leinhard	Georgia	1-24-70
Assists:	15	Johnathan Loyd	Oregon	12-8-13
Blocks:	9	Tom Jervis	Troy	11-27-07
	9	Mickell Gladness	Alabama A&M	12-22-06
	9	Shaquille O'Neal	LSU	2-20-91
Steals:	6	Shane Larkin	Miami (Fla.)	11-25-11
	6	Trant Simpson	Alabama A&M	12-22-06
	6	Michael Gholar	Mississippi State	1-12-00

#### TEAM (OLE MISS)

Points:	117	vs. Arkansas	12-10-73
Few points:	42	vs. Mississippi State	2-25-95
FG att:	104	vs. LSU	3-8-75
FG made:	56	vs. Arkansas	12-10-73
FG pct:	69.0	vs. Mississippi State (20-29)	1-23-82
3-pt att:	35	vs. Oregon	12-8-13
	35	vs. Mississippi State	1-13-11
3-pt made:	15	vs. Oregon	12-8-13
3-pt pct:	75.0	vs. Mississippi State (6-8)	2-14-87
FT att:	55	vs. Vanderbilt	2-13-80
FT made:	39	vs. Vanderbilt	2-13-80
FT pct:	100.0	vs. Kentucky (5-5)	3-5-88
	100.0	vs. Mississippi State (3-3)	1-29-03
Rebounds:	84	vs. ISU-Evansville	12-1-75
Assists:	32	vs. Centenary	12-19-09
Blocks:	13	vs. Loyola-New Orleans	12-1-93
Steals:	21	vs. Houston Baptist	2-5-96

#### TOP 20 TAD PAD CROWDS

1.	9,452 (2/10/07)	Alabama (W, 75-69)
2.	9,360 (1/9/10)	Miss. State (L, 75-80)
3.	9,328 (1/12/08)	LSU (W, 74-71)
4.	9,321 (2/2/81)	Kentucky (L, 62-55)
5.	9,318 (1/19/80)	Miss. State (W, 75-64)
6.	9,311 (3/3/02)	Alabama (W, 84-56)
7.	9,304 (1/16/08)	Florida (W, 89-87)
8.	9,232 (1/29/13)	Kentucky (L, 74-87)
9.	9,224 (1/12/02)	Miss. State (W, 66-59)
10.	9,217 (12/7/01)	Memphis (W, 71-67)
11.	9,210 (1/8/83)	Tennessee (W, 56-55)
12.	9,206 (1/24/13)	Tennessee (W, 62-56)
13.	9,173 (1/12/13)	Missouri (W, 64-49)
14.	9,167 (2/20/08)	Miss. State (W, 74-63)
15.	9,132 (1/28/70)	LSU (L, 103-99)
16.	9,109 (2/2/08)	So. Carolina (L, 80-77)
17.	9,088 (1/29/03)	Miss. State (L, 58-57)
18.	9,082 (2/16/08)	Auburn (L, 90-78)
19.	9,030 (3/7/09)	Miss. State (L, 80-82)
20.	9,010 (1/7/04)	Miss. State (L, 61-54)

## THE PAVILION AT OLE MISS RECORDS

### PAVILION FAST FACTS

**Overall Record in The Pavilion:** 43-26 (.671 win pct. - 5 seasons)

**First Game:** Thursday, Jan. 7, 2016 vs. Alabama

**First Ole Miss Win:** Thursday, Jan. 7, 2016 vs. Alabama (74-66)

**First Basket:** Tomasz Gielo, Ole Miss (3FG, 19:11/1H)

**First Ole Miss Basket:** Tomasz Gielo (3FG, 19:11/1H)

**Longest Ole Miss Home Winning Streak:** 7 games (2018-19)

**Most Home Wins in a Season:** 13 (2017)

**Longest Game:** 1 Overtime 4x (MR: vs. Illinois State - Dec. 16, 2017)

**Most Points by Both Teams:** 198 (Illinois State 101, Ole Miss 97 - Dec. 16, 2017)

**Fewest Points by Both Teams:** 115 (Ole Miss 66, Bradley 49 - Dec. 19, 2016)

### INDIVIDUAL (OLE MISS)

Points:	43	Stefan Moody vs. Mississippi St. (3-3-16)
FG att:	25	Stefan Moody vs. Vanderbilt (2-6-16)
FG made:	13	2x, MR: Breein Tyree vs. Mississippi St. (2-11-20)
3-pt att:	15	Stefan Moody vs. Vanderbilt (2-6-16)
3-pt made:	8	Breein Tyree vs. Middle Tennessee (12-14-19)
FT att:	18	3x, MR: Devontae Shuler vs. No. 16 Auburn (1-28-20)
FT made:	15	2x, MR: Stefan Moody vs. Mississippi St. (3-3-16)
Rebounds:	19	Sebastian Saiz vs. UMass (11-14-16)
Assists:	9	3x, MR: Devontae Shuler vs. Middle Tennessee (12-14-19)
Blocks:	6	Sebastian Saiz vs. Bradley (12-19-16)
Steals:	7	2x, MR: Terence Davis vs. Texas A&M (2-6-19)

### INDIVIDUAL (OPPONENT)

Points:	34	2x, MR: Isaiah Joe, Arkansas (1-11-20)
FG att:	24	Bryce Brown, No. 10 Auburn (1-9-19)
FG made:	12	Malik Monk, No. 8 Kentucky (12-29-16)
3-pt att:	19	Bryce Brown, No. 10 Auburn (1-9-19)
3-pt made:	7	4x, MR: Isaiah Joe, Arkansas (1-11-20)
FT att:	18	Keith Stone, Florida (1-13-18)
FT made:	13	Keith Stone, Florida (1-13-18)
Rebounds:	13	3x, MR: Jontay Porter, Missouri (2-6-18)
Assists:	11	Isaiah Briscoe, No. 8 Kentucky (12-29-16)
Blocks:	8	Clevon Brown, Vanderbilt (3-3-18)
Steals:	5	J.J. Frazier, Georgia (1-9-16)

### TEAM (OLE MISS)

Points:	97	2x, MR: vs. Illinois State (12-16-17)
Few points:	47	vs. Georgia (1-11-17)
FG att:	73	2x, MR: vs. Illinois State (12-16-17)
FG made:	36	vs. South Dakota State (11-28-17)
FG pct:	61.5	vs. Chattanooga (12-16-18)
3-pt att:	33	2x, MR: vs. Montana (11-24-16)
3-pt made:	14	2x, MR: vs. Middle Tennessee (12-14-19)
3-pt pct:	63.6	14-22 vs. Middle Tennessee (12-14-19)
FT att:	46	vs. UMass (11-14-16)
FT made:	33	vs. UMass (11-14-16)
FT pct:	96.2	25-26 vs. Arkansas (1-11-20)
Rebounds:	50	2x, MR: Tennessee (1-17-17)
Assists:	26	vs. Vanderbilt (2-29-20)
Blocks:	13	vs. Bradley (12-19-16)
Steals:	15	vs. Western Michigan (11-10-18)

### TEAM (OPPONENT)

Points:	103	Alabama (2-22-20)
Few points:	43	Arkansas State (11-8-19)
FG att:	74	2x, MR: South Dakota State (11-28-17)
FG made:	38	No. 24 Iowa State (1-26-19)
FG pct:	69.1	No. 24 Iowa State (1-26-19)
3-pt att:	41	South Dakota State (11-28-17)
3-pt made:	18	South Dakota State (11-28-17)
3-pt pct:	56.3	Middle Tennessee (11-30-16)
FT att:	36	2x, MR: No. 16 Auburn (1-28-20)
FT made:	26	2x, MR: No. 16 Auburn (1-28-20)
FT pct:	90.9	10-11, Florida (2-8-20)
Rebounds:	49	2x, MR: Illinois State (12-16-17)
Assists:	26	No. 24 Iowa State (1-26-19)
Blocks:	8	2x, MR: Vanderbilt (3-3-18)
Steals:	12	Mississippi State (3-3-16)

### TOP 15 PAVILION CROWDS

1.	9,500 (1/7/16)	Alabama (W, 74-66)
	9,500 (2/6/16)	Vanderbilt (W, 85-78)
	9,500 (2/13/16)	Arkansas (W, 76-60)
	9,500 (3/2/16)	Miss. State (W, 86-78)
	9,500 (1/15/19)	LSU (L, 69-83)
	9,500 (1/19/19)	Arkansas (W, 84-67)
	9,500 (2/2/19)	MSU (L, 75-81)
	9,500 (2/27/19)	Tennessee (L, 71-73)
	9,500 (3/5/19)	Kentucky (76-80)
10.	9,487 (1/9/16)	Georgia (W, 72-71)
11.	9,411 (1/28/17)	Baylor (L, 75-78)
12.	9,333 (1/16/16)	Florida (L, 71-80)
13.	9,091 (3/21/17)	Georgia Tech (L, 66-74)
14.	9,086 (12/29/16)	Kentucky (L, 76-99)
15.	8,664 (1/6/18)	Miss. State (W, 64-58)

## ALL-TIME SCORES

**1908-09**  
**Record:** 1-4  
 J-28 Memphis Physicians.....H 11-12 L  
 F-5 Memphis Physicians.....A 15-26 L  
 F-6 Memphis YMCA.....A 11-29 L  
 F-16 Miss. College.....A 17-19 L  
 F-17 Miss. College.....A 28-11 W

**1909-10**  
**Record:** 0-7  
 J-27 Jonesboro YMCA.....A 3-31 L  
 J-28 Memphis YMCA.....A 7-36 L  
 J-28 Univ. of Memphis.....A 11-23 L  
 F-4 LSU.....A 14-39 L  
 F-5 LSU.....A 4-25 L  
 F-7 Miss. College.....A 10-16 L  
 F-8 Miss. College.....A 15-16 L

**E. R. HUBBARD**  
**9-3 (1911)**

**1910-11**  
**Record:** 9-3  
**Head Coach:** E.R. Hubbard  
 F-3 Laurel YMCA.....A 27-26 W  
 F-4 Laurel YMCA.....A 22-25 L  
 F-6 Summerland.....A 20-10 W  
 F-7 Summerland.....A 39-15 W  
 F-8 Clark Memorial.....A 39-9 W  
 F-9 Clark Memorial.....A 53-7 W  
 F-10 Louisiana I.I.....A 19-25 L  
 F-11 Louisiana I.I.....A 13-15 L  
 F-13 Miss. College.....A 29-15 W  
 F-14 Miss. College.....A 31-13 W  
 F-24 Union.....A 37-25 W  
 F-25 Union.....A 37-31 W

**B. Y. WALTON**  
**10-2 (1912)**

**1911-12**  
**Record:** 10-2  
**Head Coach:** B.Y. Walton  
 J-12 Millsaps.....A 30-0 W  
 J-13 Millsaps.....A 39-7 W  
 J-14 LSU.....A 15-27 L  
 J-15 LSU.....A 11-33 L  
 J-19 Miss. College.....A 20-16 W  
 J-20 Miss. College.....A 29-25 W  
 F-2 Union.....H 45-7 W  
 F-3 Union.....H 30-27 W  
 F-21 Southwestern PU.....A 43-13 W  
 F-22 Southwestern PU.....A 43-16 W  
 F-23 Union.....A 57-20 W  
 F-24 Union.....A 46-26 W

**1912-13**  
**Record:** 0-7  
 J-17 Memphis YMCA.....A 22-41 L  
 J-18 Jonesboro YMCA.....A 10-47 L  
 J-20 Tupelo YMCA.....A 15-27 L  
 J-21 Tupelo YMCA.....A 21-23 L  
 J-23 Jackson YMCA.....A 14-51 L  
 J-24 McTeire.....A 10-28 L  
 J-25 Union.....A 26-77 L

**1913-14**  
**Record:** 8-7  
 J-17 Millsaps.....H 29-13 W  
 J-23 Jonesboro YMCA.....H 28-13 W  
 F-2 Union.....A 39-24 W  
 F-6 Memphis YMCA.....A 13-32 L  
 F-9 Miss. College.....H 23-19 W  
 F-10 Millsaps.....A 24-18 W  
 F-11 Clark Memorial.....A 36-18 W  
 F-12 Meridian YMCA.....A 68-20 W  
 F-13 Jones County.....A 32-22 W  
 F-14 Jones County.....A 26-13 W  
 F-17 Miss. College.....A 19-22 L  
 F-25 Miss. State.....A 15-68 L  
 F-26 Miss. State.....A 18-84 L  
 F-27 Miss. State.....H 10-12 L

F-28 Miss. State.....H 8-20 L  
**1914-15**  
**Record:** 0-3  
 F-4 Millsaps.....A 20-60 L  
 F-5 Miss. College.....A 17-27 L  
 F-6 Miss. College.....A 15-37 L

**1915-16**  
**Record:** 4-7  
 J-14 College Hill.....H 25-19 W  
 J-17 Union.....A 43-25 W  
 J-18 Jackson YMCA.....A 40-24 W  
 J-22 Union.....H 27-24 W  
 J-28 Miss. State.....H 9-28 L  
 J-29 Miss. State.....H 20-33 L  
 F-3 Miss. College.....H 13-15 L  
 F-4 Miss. College.....H 13-15 L  
 F-10 Millsaps.....H 24-50 L  
 F-21 LSU.....H 29-55 L  
 F-25 Millsaps.....A 21-48 L

**1916-17**  
**Record:** 11-7  
 D-14 College Hill.....H 31-19 W  
 J-8 College Hill.....H 62-40 W  
 J-12 Memphis YMCA.....A 5-26 L  
 J-20 Jackson YMCA.....A 40-24 W  
 J-20 Union.....A 43-25 W  
 J-26 Union.....H 70-16 W  
 F-1 Millsaps.....H 38-12 W  
 F-2 Millsaps.....H 50-16 W  
 F-8 Miss. College.....H 27-29 L  
 F-9 Miss. College.....H 33-15 W  
 F-16 Miss. State.....A 20-35 L  
 F-17 Miss. State.....A 24-42 L  
 F-19 Miss. College.....A 20-46 L  
 F-20 Miss. College.....A 21-27 L  
 F-20 Millsaps.....A 36-28 W  
 F-21 Millsaps.....A 28-24 W  
 F-23 Miss. State.....H 25-42 L  
 F-24 Miss. State.....H 29-15 W

**1917-18**  
 NO GAMES SCHEDULED  
**1918-19**  
**C. R. "DUDY" NOBLE**  
**0-3 (1919)**

**Record:** 0-3  
**Head Coach:** C.R. Noble  
 J-31 Memphis YMCA.....A 13-24 L  
 F-7 Miss. State.....H 23-32 L  
 F-8 Miss. State.....H 14-52 L

**R. L. SULLIVAN**  
**66-36 (1920-25)**

**1919-20**  
**Record:** 9-4  
**Head Coach:** R.L. Sullivan  
 J-23 Union.....H 40-10 W  
 J-30 Union.....A 38-24 W  
 J-31 Jackson YMCA.....A 22-39 L  
 F-6 Miss. State.....H 23-10 W  
 F-7 Miss. State.....H 15-21 L  
 F-13 Howard.....H 30-11 W  
 F-16 Millsaps.....H 60-15 W  
 F-17 Millsaps.....H 56-21 W  
 F-19 Clarksdale YMCA.....A 45-15 W  
 F-25 Millsaps.....A 25-21 W  
 F-26 Miss. College.....A 27-12 W  
 M-5 Miss. State.....A 13-49 L  
 M-6 Miss. State.....A 12-30 L

**1920-21**  
**Record:** 9-7  
**Head Coach:** R.L. Sullivan  
 J-14 Millsaps.....H 26-20 W  
 J-15 Millsaps.....H 29-4 W

J-19 Alabama.....A 22-18 W  
 J-20 Alabama.....A 17-21 L  
 J-21 Miss. State.....A 12-33 L  
 J-22 Miss. State.....A 20-34 L  
 F-2 Miss. State.....H 17-13 W  
 F-3 Miss. State.....H 23-13 W  
 F-11 Alabama.....H 31-18 W  
 F-12 Alabama.....H 28-13 W  
 F-14 Millsaps.....A 23-13 W  
 F-15 Millsaps.....A 13-33 L  
 F-18 LSU (ot).....A 23-22 W  
 F-19 LSU.....A 12-46 L  
 F-21 Tulane.....A 25-35 L  
 F-22 Tulane.....A 22-34 L

**1921-22**  
**Record:** 7-4  
**Head Coach:** R.L. Sullivan  
 J-20 Millsaps.....H 34-12 W  
 J-21 Millsaps.....H 24-8 W  
 J-27 Miss. Normal.....H 42-16 W  
 J-28 Miss. Normal.....H 24-18 W  
 F-3 Miss. State.....H 27-30 L  
 F-4 Miss. State.....H 12-17 L  
 F-6 Tulane.....H 35-27 W  
 F-7 Tulane.....A 27-25 W  
 F-16 Miss. State.....A 27-25 W  
 F-17 Miss. State.....A 17-48 L  
 Centenary..... 15-21 L

**Ole Miss Joins Southern Conference**

**1922-23**  
**Record:** 8-7  
**Head Coach:** R.L. Sullivan  
 J-12 Memphis State.....H 14-16 L  
 J-13 Memphis State.....H 25-16 W  
 J-19 Union.....H 30-13 W  
 J-20 Union.....H 13-15 L  
 J-29 Millsaps.....H 31-19 W  
 J-30 Millsaps.....H 25-21 W  
 F-5 Miss. State.....A 14-29 L  
 F-6 Miss. State.....A 18-23 L  
 F-7 Alabama.....A 22-33 L  
 F-12 Miss. State.....H 26-28 L  
 F-13 Miss. State.....H 30-27 W  
 F-22 Southwestern PU.....H 31-18 W  
 F-23 Alabama.....H 28-17 W

**1923-24**  
**Record:** 16-6  
**Head Coach:** R.L. Sullivan  
 College Hill.....H 40-9 W  
 College Hill.....H 56-2 W  
 D-20 D'Lo YMCA.....A 15-33 L  
 D-21 Hattiesburg YMCA.....A 39-21 W  
 D-22 Laurel YMCA.....A 37-27 W  
 J-11 Memphis State.....H 43-18 W  
 J-12 Memphis State.....H 20-14 W  
 J-16 Loyola-N.O.....A 26-15 W  
 J-17 Loyola-N.O.....A 15-14 W  
 J-18 Tulane.....A 23-28 L  
 J-19 Tulane.....A 19-35 L  
 J-24 Millsaps.....H 31-16 W  
 J-25 Millsaps.....H 25-27 L  
 J-28 Tennessee.....H 36-17 W  
 J-29 Tennessee.....H 24-13 W  
 F-4 Miss. College.....H 32-29 W  
 F-5 Miss. College.....H 30-21 W  
 F-11 Union.....H 30-25 W  
 F-12 Union.....H 33-16 W  
 F-21 Miss. State.....H 29-27 W  
 F-23 Miss. State.....A 42-47 L

**1924-25**  
**Record:** 17-8  
**Head Coach:** R.L. Sullivan  
 D-15 Will-Mayfield.....H 56-20 W  
 D-17 Bemis YMCA.....H 56-20 W  
 D-27 Memphis YMCA.....A 16-34 L  
 D-30 Meridian.....A 43-8 W  
 D-31 Laurel YMCA.....A 45-33 W  
 J-8 Vanderbilt.....A 18-19 L  
 J-9 Kentucky.....A 23-26 L  
 J-10 Tennessee.....A 13-15 L  
 J-16 Tulane.....H 35-31 W  
 J-17 Tulane.....H 15-30 L  
 J-19 Union.....H 38-19 W  
 J-20 Union.....H 28-19 W  
 J-27 Centenary.....H 35-17 W  
 F-2 Memphis State.....H 52-19 W  
 F-3 Memphis State.....H 45-14 W  
 F-6 Millsaps.....A 35-28 W  
 F-7 Millsaps.....A 28-14 W  
 F-9 Miss. State.....A 30-34 L  
 F-14 Memphis YMCA.....H 38-27 W  
 F-16 Millsaps.....H 31-20 W  
 F-17 Millsaps.....H 25-16 W  
 F-20 Miss. State.....H 28-38 L

**1925-26**  
**Record:** 16-2  
**Head Coach:** Homer Hazel  
 D-16 Arkansas A&M.....H 44-21 W  
 D-17 Arkansas A&M.....H 42-13 W  
 J-9 Jackson YMCA.....H 44-18 W  
 J-11 Southwestern.....H 55-14 W  
 J-15 LSU.....A 24-27 L  
 J-16 LSU.....A 43-19 W  
 J-18 Tulane.....A 46-35 W  
 J-1 Tulane.....A 51-26 W  
 J-21 Vanderbilt.....H 32-18 W  
 J-23 Miss. State.....H 33-20 W  
 F-5 Alabama.....A 32-22 W  
 F-6 Alabama.....A 35-25 W  
 F-15 Southwestern.....A 32-20 W  
 F-16 Bemis YMCA.....A 54-28 W  
 F-18 Sewanee.....H 54-28 W

**1926-27**  
**Record:** 13-5  
**Head Coach:** Homer Hazel  
 D-15 Arkansas A&M.....H 53-24 W  
 D-16 Arkansas A&M.....H 40-16 W  
 J-4 Sewanee.....H 40-13 W  
 J-14 LSU.....A 36-16 W  
 J-15 LSU.....A 21-22 L  
 J-17 Tulane.....A 28-21 W  
 J-18 Tulane.....A 26-23 W  
 J-19 St. Stanislaus.....A 33-24 W  
 J-31 Alabama.....H 29-21 W  
 F-1 Alabama.....H 33-32 W  
 F-4 Miss. State.....A 22-36 L  
 F-5 Miss. State.....H 24-30 L  
 F-7 Miss. State.....H 31-28 W  
 F-8 Miss. State.....H 26-19 W  
 F-10 Vanderbilt.....A 32-33 L  
 F-11 Kentucky.....A 37-17 W  
 F-12 Tennessee.....A 39-34 W

**1927-28**  
**Record:** 12-4  
**Head Coach:** Homer Hazel  
 D-16 Arkansas A&M.....H 44-21 W  
 D-17 Arkansas A&M.....H 42-13 W  
 J-9 Jackson YMCA.....H 44-18 W  
 J-11 Southwestern.....H 55-14 W  
 J-15 LSU.....A 24-27 L  
 J-16 LSU.....A 43-19 W  
 J-18 Tulane.....A 46-35 W  
 J-1 Tulane.....A 51-26 W  
 J-21 Vanderbilt.....H 32-18 W  
 J-23 Miss. State.....H 33-20 W  
 F-5 Alabama.....A 32-22 W  
 F-6 Alabama.....A 35-25 W  
 F-15 Southwestern.....A 32-20 W  
 F-16 Bemis YMCA.....A 54-28 W  
 F-18 Sewanee.....H 54-28 W

**HOMER HAZEL**  
**54-32 (1926-30)**

**1929-30**  
**Record:** 12-4  
**Head Coach:** Homer Hazel  
 D-16 Arkansas A&M.....H 44-21 W  
 D-17 Arkansas A&M.....H 42-13 W  
 J-9 Jackson YMCA.....H 44-18 W  
 J-11 Southwestern.....H 55-14 W  
 J-15 LSU.....A 24-27 L  
 J-16 LSU.....A 43-19 W  
 J-18 Tulane.....A 46-35 W  
 J-1 Tulane.....A 51-26 W  
 J-21 Vanderbilt.....H 32-18 W  
 J-23 Miss. State.....H 33-20 W  
 F-5 Alabama.....A 32-22 W  
 F-6 Alabama.....A 35-25 W  
 F-15 Southwestern.....A 32-20 W  
 F-16 Bemis YMCA.....A 54-28 W  
 F-18 Sewanee.....H 54-28 W

**1930-31**  
**Record:** 11-5  
**Head Coach:** Homer Hazel  
 D-16 Arkansas A&M.....H 44-21 W  
 D-17 Arkansas A&M.....H 42-13 W  
 J-9 Jackson YMCA.....H 44-18 W  
 J-11 Southwestern.....H 55-14 W  
 J-15 LSU.....A 24-27 L  
 J-16 LSU.....A 43-19 W  
 J-18 Tulane.....A 46-35 W  
 J-1 Tulane.....A 51-26 W  
 J-21 Vanderbilt.....H 32-18 W  
 J-23 Miss. State.....H 33-20 W  
 F-5 Alabama.....A 32-22 W  
 F-6 Alabama.....A 35-25 W  
 F-15 Southwestern.....A 32-20 W  
 F-16 Bemis YMCA.....A 54-28 W  
 F-18 Sewanee.....H 54-28 W

## 1927-28 SOUTHERN CONFERENCE TOURNAMENT CHAMPIONS

**Record:** 10-9  
**Head Coach:** Homer Hazel

J-9	Memphis YMCA.....H	46-21	W
J-13	LSU.....A	17-20	L
J-14	LSU.....A	25-36	L
J-16	Tulane.....A	49-31	W
J-17	Tulane.....A	43-28	W
J-25	LSU.....H	33-23	W
J-26	LSU.....H	33-34	L
F-6	Miss. State.....H	30-38	L
F-7	Miss. State.....H	27-29	L
F-10	Auburn.....A	43-42	W
F-11	Auburn.....A	38-58	L
F-13	Georgia.....A	44-37	W
F-14	Georgia.....A	33-37	L
F-20	Miss. State.....A	34-45	L
F-21	Miss. State.....A	36-40	L
SOUTHERN CONFERENCE TOURNAMENT			
F-24	N.C. State.....1	40-35	W
F-25	LSU.....1	55-28	W
F-27	Kentucky.....1	41-28	W
F-28	Auburn.....1	31-30	W

**Key to Neutral Sites:** 1- Atlanta, Ga.

## 1928-29

**Record:** 9-9  
**Head Coach:** Homer Hazel

J-11	LSU.....A	42-21	W
J-12	LSU.....A	34-17	W
J-14	Tulane.....A	30-42	L
J-15	Tulane.....A	33-40	L
J-18	LSU.....H	28-24	W
J-19	LSU.....H	30-25	W
F-4	Alabama.....A	24-39	L
F-5	Alabama.....A	28-41	L
F-8	Miss. State.....A	30-32	L
F-9	Miss. State.....A	26-28	L
F-15	Miss. State.....H	37-21	W
F-16	Miss. State.....H	41-27	W
F-20	Vanderbilt (ot).....A	48-46	W
F-22	Kentucky.....A	30-35	L
F-23	Kentucky.....A	24-32	L
SOUTHERN CONFERENCE TOURNAMENT			
M-1	Maryland.....1	37-35	W
M-2	Washington & Lee.....1	50-28	W
M-3	N.C. State.....1	32-34	L

**Key to Neutral Sites:** 1- Atlanta, Ga.

## 1929-30

**Record:** 6-7  
**Head Coach:** Homer Hazel

J-10	LSU.....H	31-27	W
J-11	LSU.....H	21-31	L
J-17	LSU.....A	47-24	W
J-18	LSU.....A	32-29	W
J-27	Alabama.....H	21-31	L
J-28	Alabama.....H	26-30	L
J-31	Tulane.....A	17-27	L
F-1	Tulane.....A	27-33	L
F-7	Miss. State.....N	30-26	W
F-8	Miss. State.....N	23-19	W
F-10	Miss. State.....H	38-31	W
F-11	Miss. State.....H	27-28	L
SOUTHERN CONFERENCE TOURNAMENT			
F-28	Washington & Lee (ot).....1	29-33	L

**Key to Neutral Sites:** 1- Atlanta, Ga.

## ED WALKER 36-46 (1931-35)

## 1930-31

**Record:** 6-9  
**Head Coach:** Ed Walker

J-10	Earle.....H	20-21	L
J-13	Southern Miss.....H	37-12	W
J-16	LSU.....H	24-26	L
J-17	LSU.....H	39-29	W
J-26	Earle.....A	18-34	L
J-27	Memphis YMCA.....A	35-26	W
J-30	Tulane.....H	50-40	W
J-31	Tulane.....H	40-42	L
F-6	Baldwyn.....H	29-23	W
F-11	Ecru.....H	60-27	W
F-13	Brown Paper Mill.....A	35-40	L

F-14	Brown Paper Mill.....A	32-37	L
F-17	Memphis YMCA.....H	25-27	L
F-20	Alabama.....A	25-27	L
F-21	Alabama.....A	21-30	L

## 1931-32

**Record:** 9-6  
**Head Coach:** Ed Walker

J-8	Ecru.....H	76-30	W
J-13	Baldwyn.....H	29-38	L
J-15	LSU.....H	34-37	L
J-16	LSU.....H	24-22	W
J-29	LSU.....A	53-55	L
J-30	LSU.....A	35-33	W
F-1	Tulane.....A	52-43	W
F-2	Tulane.....A	29-41	L
F-5	Miss. State.....H	37-19	W
F-6	Miss. State.....H	31-25	W
F-11	Sewanee.....H	31-34	L
F-15	Alabama.....H	21-23	L
F-16	Alabama.....H	33-30	W
F-19	Miss. State.....A	35-25	W
F-20	Miss. State.....A	38-26	W

## Ole Miss Joins Southeastern Conference

## 1932-33

**Record:** 6-12, 5-7 SEC  
**Head Coach:** Ed Walker

J-6	Tupelo.....H	50-32	W
J-9	Brown Paper Mill.....H	25-38	L
J-10	Brown Paper Mill.....H	26-46	L
J-13	LSU.....H	40-37	W
J-14	LSU.....H	34-32	W
J-18	Alabama.....H	23-35	L
J-19	Alabama.....H	21-57	L
F-2	Baldwyn.....A	30-37	L
F-3	Tupelo.....A	27-40	L
F-6	Tulane.....H	35-27	W
F-7	Tulane.....H	32-37	L
F-10	Miss. State.....A	36-40	L
F-11	Miss. State.....A	25-32	L
F-13	LSU.....A	33-53	L
F-14	LSU.....A	33-50	L
F-17	Miss. State.....H	50-49	W
F-18	Miss. State.....H	41-27	W
SEC TOURNAMENT			
F-24	Kentucky.....1	31-49	L

**Key to Neutral Sites:** 1- Atlanta, Ga.

## 1933-34

**Record:** 7-9, 2-8 SEC  
**Head Coach:** Ed Walker

J-12	CCC.....H	52-22	W
J-13	Southwestern.....H	45-15	W
J-18	Southwestern.....A	59-27	W
J-19	Howard.....H	47-20	W
J-20	Howard.....H	60-26	W
J-22	Alabama.....H	25-50	L
J-27	Alabama.....H	18-34	L
F-2	Miss. State.....A	35-41	L
F-3	Miss. State.....A	29-22	W
F-7	Millsaps.....A	27-41	L
F-8	Tulane.....A	16-30	L
F-10	Tulane.....A	24-31	L
F-12	LSU.....A	33-52	L
F-13	LSU.....A	39-49	L
F-18	Miss. State.....H	24-29	L
F-19	Miss. State.....H	36-35	W

## 1934-35

**Record:** 8-10, 5-7 SEC  
**Head Coach:** Ed Walker

J-9	Taylor.....H	52-32	W
J-10	Memphis Coca-Cola.....H	37-38	L
J-14	Alabama.....A	26-38	L
J-15	Alabama.....A	27-42	L
J-30	Millsaps.....H	32-39	L
J-31	Southern Miss.....A	40-38	W
F-1	Tulane.....A	43-30	W
F-2	Tulane.....A	23-41	L
F-4	LSU.....A	32-47	L
F-5	LSU.....A	33-47	L
F-8	Miss. State.....A	31-61	L
F-9	Miss. State.....A	37-55	L
F-15	Southwestern.....H	43-50	L

F-16	Southwestern.....H	42-13	W
F-22	Sewanee.....A	42-20	W
F-23	Sewanee.....H	42-13	W
F-28	Miss. State.....H	35-33	W
M-1	Miss. State.....H	40-38	W

## GEORGE BOHLER 53-27 (1936-38)

## 1935-36

**Record:** 11-9, 7-5 SEC  
**Head Coach:** George Bohler

J-10	Memphis Coca-Cola.....H	41-40	W
J-11	Memphis Coca-Cola.....A	43-45	L
J-16	Union.....H	38-43	L
J-17	Union.....H	46-35	W
J-24	Baldwyn.....H	54-43	W
J-25	Baldwyn.....A	36-37	L
J-27	Alabama.....H	42-34	W
J-28	Alabama.....H	32-38	L
J-30	Southern Miss.....A	40-28	W
J-31	LSU.....A	37-54	L
F-1	LSU.....A	51-46	W
F-3	Tulane.....A	41-30	W
F-4	Tulane.....A	41-16	W
F-7	Miss. State.....A	38-39	L
F-8	Miss. State (Zot).....A	48-42	W
F-14	LSU.....H	59-47	W
F-15	LSU.....H	69-51	W
F-18	Memphis YMCA.....A	38-60	L
F-21	Miss. State.....H	43-51	L
F-22	Miss. State.....H	32-41	L

## 1936-37

**Record:** 20-6, 7-3 SEC  
**Head Coach:** George Bohler

D-31	Baldwyn.....A	36-25	W
J-1	Tupelo.....A	47-20	W
J-2	Memphis YMCA.....A	59-41	W
J-5	Baldwyn.....H	45-36	W
J-8	Fulton.....H	63-25	W
J-9	Tupelo.....H	64-19	W
J-12	Memphis Coca-Cola.....H	48-43	W
J-13	LSU.....H	50-47	W
J-14	LSU.....H	40-27	W
J-18	Tulane.....H	33-26	W
J-19	Tulane.....H	43-35	W
J-21	Union.....A	23-37	L
J-22	Union.....A	41-43	L
J-30	Water Valley.....H	69-27	W
F-2	Water Valley.....A	83-32	W
F-5	Delta State.....H	67-36	W
F-6	Delta State.....H	46-31	W
F-9	Miss. State.....A	40-36	W
F-10	Miss. State.....A	34-43	L
F-13	Millsaps.....A	57-40	W
F-15	Alabama.....A	34-38	L
F-16	Alabama.....A	31-32	L
F-17	Doug Specials.....A	67-39	W
F-21	Miss. State.....H	36-34	W
F-22	Miss. State.....H	50-42	W
SEC TOURNAMENT			
F-26	Alabama.....1	34-35	L

**Key to Neutral Sites:** 1- Knoxville, Tenn.

## 1937-38

**Record:** 22-12, 11-2 SEC  
**Head Coach:** George Bohler

D-15	Water Valley.....A	37-38	L
D-16	Tupelo.....A	23-25	L
D-17	Tupelo.....A	34-32	W
D-22	Arkansas.....N	42-47	L
D-23	Arkansas.....A	46-48	L
D-27	Tupelo.....A	30-45	L
D-28	Tupelo.....A	36-38	L
D-31	Vanderbilt.....A	68-30	W
J-1	Memphis Coca-Cola.....A	63-42	W
J-5	Water Valley.....A	57-41	W
J-7	Union.....A	36-40	L
J-8	Union.....A	30-36	L
J-11	Miss. State.....N	49-37	W
J-12	Miss. State.....N	45-58	L
J-14	LSU.....A	59-48	W
J-15	LSU.....A	47-44	W
J-28	Baldwyn.....H	33-44	L
J-29	Southwestern.....A	49-32	W

F-2	Tupelo.....A	37-28	W
F-2	Tupelo.....A	39-36	W
F-3	Baldwyn.....A	50-45	W
F-4	Miss. State.....A	41-43	L
F-5	Miss. State.....A	45-44	W
F-7	Tulane.....A	45-34	W
F-8	Tulane.....A	35-34	W
F-11	Southwestern.....H	43-39	W
F-16	Alabama.....H	43-36	W
F-17	Alabama.....H	50-38	W
F-18	Miss. State.....H	70-38	W
F-19	Miss. State.....H	59-45	W
F-28	Union.....H	50-39	W

SEC TOURNAMENT

M-3	Tennessee.....1	45-40	W
M-4	LSU.....1	68-40	W
M-5	Georgia Tech.....1	47-58	L

**Key to Neutral Sites:** 1- Baton Rouge, La.

## FRANK JOHNSON 10-16 (1939)

## 1938-39

**Record:** 10-16, 4-10 SEC  
**Head Coach:** Frank Johnson

D-15	Miss. College.....H	40-43	L
D-17	Memphis Coca-Cola.....A	51-50	W
D-30	Water Valley.....A	31-33	L
J-4	Millsaps.....H	47-37	W
J-6	Miss. State.....N	40-39	W
J-7	Miss. State.....N	33-37	L
J-9	LSU.....H	41-42	L
J-10	LSU.....H	34-42	L
J-13	Millsaps.....A	46-34	W
J-14	Miss. College.....A	42-55	L
J-16	Tulane.....H	33-23	W
J-17	Tulane.....H	35-40	L
J-23	Southwestern.....H	38-35	W
J-24	Southwestern.....H	44-32	W
F-6	Alabama.....A	25-46	L
F-7	Alabama.....A	21-30	L
F-10	Miss. State.....H	44-43	W
F-11	Miss. State.....H	33-30	W
F-13	LSU.....A	48-50	L
F-14	LSU.....A	18-59	L
F-17	Southwestern.....A	33-48	L
F-18	Southwestern.....A	38-49	L
F-23	Miss. State.....A	36-39	L
F-24	Miss. State.....A	27-51	L
SEC TOURNAMENT			
M-2	Georgia Tech.....1	42-38	W
M-2	Kentucky.....1	30-49	L

**Key to Neutral Sites:** 1- Knoxville, Tenn.

## CHARLES JASKWHICH 15-43 (1940-42)

## 1939-40

**Record:** 9-10, 3-8 SEC  
**Head Coach:** Charles Jaskwhich

D-12	Miss. College.....H	50-26	W
D-13	Millsaps.....H	45-29	W
D-15	Memphis Teachers.....H	40-29	W
J-5	Miss. College.....A	49-43	W
J-6	Millsaps.....H	32-36	L
J-9	Southwestern.....H	56-43	W
J-12	LSU.....H	47-51	L
J-15	Southwestern.....A	49-42	W
J-19	Georgia.....A	41-45	L
J-20	Georgia Tech.....A	39-50	L
J-22	Alabama.....A	40-50	L
F-5	Miss. State.....N	46-50	L
F-6	Miss. State.....A	35-47	L
F-10	LSU.....A	45-33	W
F-12	Tulane.....A	34-36	L
F-13	Tulane.....A	37-30	W
F-17	Miss. State.....H	64-51	W
F-22	Alabama.....H	25-28	L
SEC TOURNAMENT			
F-29	Georgia.....1	27-45	L

**Key to Neutral Sites:** 1- Knoxville, Tenn.

### 1940-41

**Record:** 2-18, 2-15 SEC  
**Head Coach:** Charles Jaskwich

D-16	Delta State.....A	20-42	L
D-18	Florida.....H	27-35	L
J-7	Miss. State.....H	35-30	W
J-8	Miss. State.....H	23-30	L
J-10	LSU.....H	32-56	L
J-13	Auburn.....H	30-43	L
J-14	Georgia Tech.....A	47-60	L
J-17	Tulane.....H	23-48	L
J-18	Tulane.....H	27-32	L
J-20	Delta State.....H	31-42	L
F-3	LSU.....A	39-67	L
F-7	Vanderbilt.....A	47-80	L
F-8	Tennessee.....A	29-61	L
F-10	Kentucky.....A	41-60	L
F-14	Alabama.....H	40-44	L
F-15	Georgia.....H	46-53	L
F-18	Miss. State.....H	41-40	W
F-19	Miss. State.....A	20-33	L
F-22	Alabama.....A	21-46	L
SEC TOURNAMENT			
F-28	Kentucky.....1	52-62	L

**Key to Neutral Sites:** 1- Louisville, Ky.

### 1941-42

**Record:** 4-15, 3-12 SEC  
**Head Coach:** Charles Jaskwich

D-12	Delta State.....A	29-30	L
D-18	Miss. College.....H	53-40	W
D-19	Auburn.....H	31-34	L
J-9	LSU.....H	35-56	L
J-10	Tennessee.....H	39-42	L
J-14	Alabama.....A	20-49	L
J-17	LSU.....A	51-42	W
J-19	Tulane.....A	21-27	L
J-20	Tulane.....A	30-36	L
F-2	Miss. State.....H	33-31	W
F-4	Miss. State.....H	37-52	L
F-7	Vanderbilt.....H	38-31	W
F-9	Delta State.....H	36-42	L
F-13	Florida.....A	35-46	L
F-16	Georgia.....A	27-36	L
F-18	Alabama.....H	24-44	L
F-22	Miss. State.....A	30-37	L
F-23	Miss. State.....H	34-42	L
SEC TOURNAMENT			
F-27	Kentucky.....1	32-59	L

**Key to Neutral Sites:** 1- Louisville, Ky.

### EDWIN HALE 23-18 (1943, 1945)

### 1942-43

**Record:** 8-10, 6-8 SEC  
**Head Coach:** Edwin Hale

D-16	Florida.....H	35-32	W
D-17	Florida.....H	51-44	W
J-8	LSU.....H	34-54	L
J-11	Tulane.....H	38-48	L
J-16	LSU.....A	39-51	L
J-18	Tulane.....A	37-34	W
J-25	Blytheville AAB.....H	66-31	W
J-30	Vanderbilt.....H	49-44	W
F-1	Alabama.....A	40-50	L
F-5	Vanderbilt.....A	30-55	L
F-8	Key Field.....A	65-44	W
F-11	Miss. State.....H	52-51	W
F-12	Miss. State.....H	43-54	L
F-15	Alabama.....H	44-29	W
F-19	Miss. State.....A	39-51	L
F-20	Miss. State.....A	45-46	L
F-22	Millington AAB.....H	45-50	L
SEC TOURNAMENT			
F-26	Georgia.....1	27-36	L

**Key to Neutral Sites:** 1- Louisville, Ky.

### 1943-1944

NO GAMES SCHEDULED

### 1944-45

**Record:** 15-8, 3-1 SEC  
**Head Coach:** Edwin Hale

J-6	Southwestern.....H	60-37	W
J-9	Jackson AAB.....H	63-37	W

J-12	Fourth Ferry.....A	24-23	W
J-13	Arkansas State.....A	64-26	W
J-17	Miss. Ord. Plant.....H	27-47	L
J-19	Como POW Camp.....H	58-34	W
J-27	Millsaps.....H	47-46	W
J-30	Como POW Camp.....A	54-38	W
J-31	Fourth Ferry.....A	46-40	W
F-2	Miss. Ord. Plant.....A	42-65	L
F-3	Millsaps.....A	36-39	L
F-8	Columbus AAB.....A	59-55	W
F-9	Miss. State.....A	37-44	L
F-10	Miss. State.....A	61-24	W
F-12	Fourth Ferry.....H	70-48	W
F-15	Miss. State.....H	41-36	W
F-16	Miss. State.....H	43-32	W
F-19	Columbus AAB.....H	51-29	W
F-21	Foster Hospital.....H	33-49	L
F-23	Foster Hospital.....A	47-54	L
F-24	Jackson AAB.....A	38-39	L
F-26	Arkansas State.....H	76-24	W
SEC TOURNAMENT			
M-1	Tennessee.....1	37-59	L

**Key to Neutral Sites:** 1- Louisville, Ky.

### BUSTER POOLE 8-11 (1946)

### 1945-46

**Record:** 8-11, 2-8 SEC  
**Head Coach:** Buster Poole

J-7	Southwestern.....H	44-21	W
J-11	Tennessee.....H	42-65	L
J-12	LSU.....H	23-53	L
J-14	Millsaps.....A	58-33	W
J-19	Vanderbilt.....A	31-39	L
J-30	Alabama.....H	34-36	L
F-1	Millsaps.....A	50-42	W
F-2	Miss. College.....A	61-41	W
F-4	LSU.....A	35-60	L
F-7	Miss. College.....H	38-39	L
F-9	Alabama.....A	45-61	L
F-12	Miss. State.....H	58-44	W
F-13	Miss. State.....H	45-40	W
F-16	Southwestern.....A	76-44	W
F-19	Miss. State.....A	43-50	L
F-20	Miss. State.....A	34-54	L
F-22	Memphis Coca-Cola.....A	47-40	W
F-25	Memphis NAS.....H	47-65	L
SEC TOURNAMENT			
M-1	LSU.....1	34-59	L

**Key to Neutral Sites:** 1- Louisville, Ky.

### JIM WHATLEY 26-39 (1947-49)

### 1946-47

**Record:** 7-14, 2-11 SEC  
**Head Coach:** Jim Whatley

D-5	Tulane.....H	41-69	L
D-7	Southwestern.....A	74-34	W
D-9	Tupelo Legion.....A	35-40	L
D-13	Auburn.....H	58-38	W
D-17	Southwestern.....H	53-21	W
J-6	Georgia.....H	38-46	L
J-9	Alabama.....1	40-46	L
J-10	LSU.....H	43-54	L
J-13	Arkansas State.....H	29-41	L
J-15	Miss. State.....A	31-53	L
J-20	Chattanooga.....H	64-36	W
J-21	Miss. College.....H	44-22	W
F-1	Tulane.....A	43-50	L
F-3	LSU.....A	43-63	L
F-8	Vanderbilt.....A	41-55	L
F-10	Tennessee.....A	28-61	L
F-11	Chattanooga.....A	56-49	W
F-15	Alabama.....A	30-83	L
F-18	Miss. State.....H	59-49	W
F-21	Alabama.....H	28-33	L
SEC TOURNAMENT			
F-27	LSU.....2	36-61	L

**Key to Neutral Sites:** 1 - Memphis, Tenn.; 2 - Louisville, Ky.

### 1947-48

**Record:** 11-12, 5-9 SEC  
**Head Coach:** Jim Whatley

D-6	Vanderbilt.....H	53-42	W
D-12	Middle Tennessee.....H	65-36	W
D-16	Tupelo Legion.....A	66-56	W
D-19	Vanderbilt.....A	49-71	L
J-6	Southwestern.....H	74-43	W
J-10	Georgia.....A	66-74	L
J-12	Auburn.....A	50-59	L
J-15	Oklahoma A&M.....1	34-52	L
J-23	Tulane.....H	46-52	L
F-2	LSU.....H	49-37	W
F-4	Southwestern.....A	55-49	W
F-6	Miss. State.....A	43-49	L
F-7	Miss. State.....A	42-45	L
F-10	Alabama.....A	36-37	L
F-11	Alabama Teachers.....A	50-48	W
F-14	Arkansas State.....H	67-51	W
F-18	Arkansas State.....A	53-78	L
F-21	Alabama.....H	40-35	W
F-23	LSU (ot).....A	50-52	L
F-24	Tulane.....A	46-73	L
F-27	Miss. State.....H	59-37	W
F-28	Miss. State.....H	63-46	W
SEC TOURNAMENT			
M-5	Tennessee.....2	62-81	L

**Key to Neutral Sites:** 1- Memphis, Tenn.; 2- Louisville, Ky.

### 1948-49

**Record:** 8-13, 4-12 SEC  
**Head Coach:** Jim Whatley

D-11	Miss. College.....A	67-50	W
D-13	Miss. College.....H	81-55	W
D-17	Miss. State.....H	69-61	W
J-4	Southwestern.....H	60-52	W
J-7	Georgia.....H	54-63	L
J-15	Vanderbilt.....H	49-62	L
J-17	Auburn.....H	47-43	W
J-29	Alabama.....H	42-37	W
J-31	LSU.....H	48-58	L
F-3	#1 Kentucky.....1	45-75	L
F-5	Tulane.....H	44-70	L
F-7	Vanderbilt.....A	52-64	L
F-11	#8 Tulane.....A	34-74	L
F-12	LSU.....A	39-49	L
F-16	#1 Kentucky.....A	31-85	L
F-19	Florida.....H	61-63	L
F-23	Southwestern.....A	81-62	W
F-25	Miss. State.....A	52-51	W
F-26	Alabama.....A	57-64	L
F-28	Auburn.....A	61-65	L
SEC TOURNAMENT			
M-4	Tennessee.....2	49-74	L

**Key to Neutral Sites:** 1 - Memphis, Tenn.; 2 - Louisville, Ky.

### B.L. "COUNTRY" GRAHAM 144-168 (1950-62)

### 1949-50

**Record:** 8-17, 4-13 SEC  
**Head Coach:** B.L. Graham

D-3	Birmingham So.....H	61-46	W
D-6	Southeastern.....H	85-44	W
D-8	Alabama.....A	38-56	L
D-9	Auburn.....A	60-64	L
D-10	Birmingham So.....A	61-55	W
D-17	Tulane.....A	58-70	L
D-19	LSU.....A	61-74	L
D-21	Miami (Fla.).....A	67-82	L
D-22	Miami (Fla.).....A	43-55	L
D-23	Tampa.....A	77-79	L
J-7	Georgia.....A	52-70	L
J-9	Florida.....A	54-46	W
J-16	Vanderbilt.....H	37-44	L
J-18	Miss. State.....A	60-64	L
J-28	LSU.....H	75-65	W
J-30	Auburn.....H	63-77	L
F-4	#6 Kentucky.....1	55-61	L
F-6	Tulane.....H	66-68	L
F-11	Southwestern.....A	69-53	W
F-15	#5 Kentucky.....A	50-90	L
F-16	#20 Vanderbilt.....A	47-80	L
F-22	Alabama.....H	61-52	W
F-23	Miss. State.....H	62-45	W

F-25	Tennessee.....A	57-79	L
SEC TOURNAMENT			
M-2	Georgia.....2	58-59	L

**Key to Neutral Sites:** 1- Memphis, Tenn.; 2- Louisville, Ky.

### 1950-51

**Record:** 12-12, 5-9 SEC  
**Head Coach:** B.L. Graham

D-4	Miss. College.....H	80-45	W
D-7	Southwestern.....H	89-30	W
D-9	Auburn.....A	65-61	W
D-11	Alabama.....A	67-61	W
D-15	Tulane.....H	62-72	L
D-16	LSU.....H	72-67	W
D-20	Arkansas.....1	35-45	L
D-21	Arkansas.....2	46-41	W
J-6	Georgia.....A	41-59	L
J-10	Florida.....A	58-69	L
J-11	Florida State.....A	58-63	L
J-13	Vanderbilt.....H	63-70	L
J-17	Miss. State.....A	67-71	L
J-27	Georgia Tech.....H	59-73	L
F-3	#1 Kentucky.....A	39-86	L
F-10	Tennessee.....H	65-67	L
F-12	Miss. College.....A	80-50	W
F-14	Florida State.....H	79-75	W
F-17	LSU.....A	69-48	W
F-19	Tulane.....A	50-64	L
F-20	Spring Hill.....3	70-69	W
F-27	Miss. State.....H	95-60	W
SEC TOURNAMENT			
F-28	Alabama.....4	44-42	W
M-1	LSU.....4	57-62	L

**Key to Neutral Sites:** 1- Memphis, Tenn.; 2- Little Rock, Ark.; 3- Natchez, Miss.; 4- Louisville, Ky.

### 1951-52

**Record:** 15-11, 8-6 SEC  
**Head Coach:** B.L. Graham

D-3	Miss. College.....H	97-59	W
D-7	Arkansas.....1	58-66	L
D-8	Arkansas.....2	66-68	L
D-10	Arkansas State.....H	77-54	W
D-13	Tulane.....H	81-66	W
D-14	LSU.....H	69-81	L
D-17	Alabama.....H	79-80	L
J-1	Arkansas State.....A	64-62	W
J-2	#4 Kentucky.....A	58-116	L
J-5	Birmingham So.....H	92-42	W
J-7	Georgia.....H	103-52	W
J-9	Miss. State.....H	77-62	W
J-12	Tennessee.....A	69-76	L
J-14	Georgia Tech.....A	94-64	W
J-19	Auburn.....H	76-58	W
J-30	LSU.....A	68-65	W
F-2	Florida.....H	56-45	W
F-4	Vanderbilt.....A	51-59	L
F-6	#1 Kentucky.....A	61-81	L
F-9	Miss. College.....A	85-64	W
F-11	Memphis State.....A	42-47	L
F-16	Tulane.....A	74-70	W
F-18	LSU.....A	67-78	L
F-19	Spring Hill.....3	78-64	W
F-26	Miss. State.....A	73-61	W
SEC TOURNAMENT			
M-1	LSU.....4	60-75	L

**Key to Neutral Sites:** 1- Little Rock, Ark.; 2- Memphis, Tenn.; 3- Natchez, Miss.; 4- Louisville, Ky.

### 1952-53

**Record:** 14-11, 5-8 SEC  
**Head Coach:** B.L. Graham

D-1	Miss. College.....H	90-64	W
D-6	East Tenn. State.....H	65-74	L
D-8	Arkansas State.....H	100-80	W
D-13	Union.....H	96-55	W
D-15	Florence State.....A	111-92	W
D-20	Arkansas.....A	72-104	L
D-22	Arkansas State.....A	78-68	W
J-2	Arizona.....N	75-70	W
J-3	Auburn.....N	65-55	W
J-5	Tennessee.....H	71-81	L
J-8	Tulane.....H	77-83	L
J-12	#11 LSU.....H	66-67	L
J-17	Miss. State.....A	60-73	L
J-19	Alabama.....A	54-60	L

J-31	Florence State.....	H	82-48	W
F-2	Georgia.....	A	77-75	W
F-7	Georgia Tech.....	H	78-63	W
F-11	Auburn.....	A	65-72	L
F-12	Birmingham So.....	A	85-71	W
F-16	Vanderbilt.....	H	79-65	W
F-18	Memphis State.....	A	64-61	W
F-21	Tulane.....	A	68-84	L
F-23	#6 LSU.....	A	48-63	L
F-28	Florida.....	A	64-61	W
M-7	Miss. State.....	H	62-46	W

**1953-54**

**Record:** 12-12, 7-7 SEC

**Head Coach:** B.L. Graham

D-3	Southwestern.....	H	92-52	W
D-10	Union.....	A	118-82	W
D-18	Alabama.....	1	68-72	L
D-19	Georgia.....	1	87-73	W
D-28	Oklahoma A&M.....	2	42-59	L
D-30	Furman.....	2	88-78	W
D-31	Tulsa.....	2	60-64	L
J-5	Arkansas.....	3	76-89	L
J-9	Alabama.....	H	62-60	W
J-11	Auburn.....	A	61-66	L
J-16	Georgia Tech.....	A	80-71	W
J-18	Vanderbilt.....	A	78-74	W
J-30	Tulane.....	A	77-84	L
F-1	#14 LSU.....	A	52-53	L
F-6	Miss. State.....	H	63-53	W
F-9	Memphis State.....	A	75-82	L
F-13	#1 Kentucky.....	A	62-88	L
F-15	Tennessee.....	A	92-73	W
F-16	East Tenn. State.....	A	86-69	W
F-20	Georgia.....	H	80-66	W
F-22	Florida.....	H	86-66	W
F-27	Tulane.....	H	57-66	L
M-1	#12 LSU.....	H	53-76	L
M-6	Miss. State.....	A	59-65	L

**Key to Neutral Sites:** 1- Birmingham, Ala.; 2- Oklahoma City, Okla.; 3- Memphis, Tenn.

**1954-55**

**Record:** 8-15, 5-9 SEC

**Head Coach:** B.L. Graham

D-1	Union.....	H	67-59	W
D-9	East Tenn. State.....	H	62-50	W
D-11	Southwestern.....	1	83-72	W
D-15	St. Louis.....	A	68-82	L
D-17	Arkansas.....	A	64-74	L
D-27	Cincinnati.....	2	70-78	L
D-28	Denver (ot).....	2	81-88	L
D-30	Texas Tech.....	2	60-86	L
J-1	Vanderbilt.....	A	69-94	L
J-8	Alabama.....	A	59-70	L
J-10	Auburn.....	A	81-85	L
J-15	Georgia Tech.....	H	81-66	W
J-17	Vanderbilt.....	H	77-63	W
J-29	Tulane.....	H	82-83	L
J-31	LSU.....	H	89-69	W
F-5	#1 Kentucky.....	A	66-84	L
F-10	Miss. State.....	H	66-58	W
F-14	Tennessee.....	H	78-84	L
F-19	Georgia.....	A	80-86	L
F-21	Florida.....	A	72-78	L
F-26	Tulane.....	A	86-80	W
F-28	LSU.....	A	65-68	L
M-5	Miss. State.....	A	56-60	L

**Key to Neutral Sites:** 1- Memphis, Tenn.; 2- Owensboro, Ky.

**1955-56**

**Record:** 10-13, 4-10 SEC

**Head Coach:** B.L. Graham

D-1	Howard.....	H	113-62	W
D-10	David Lipscomb.....	H	109-78	W
D-12	Arkansas State.....	H	95-79	W
D-14	Howard.....	A	108-74	W
D-16	Eastern Kentucky.....	1	95-92	W
D-17	Texas.....	1	72-86	L
J-4	Arkansas State.....	A	71-78	L
J-7	#17 Alabama.....	H	65-69	L
J-9	Auburn.....	H	76-69	W
J-14	#4 Vanderbilt.....	A	73-85	L
J-16	Georgia Tech.....	A	58-79	L
J-28	Arkansas.....	2	69-85	L

J-30	Miss. State.....	H	79-100	L
F-4	Tulane.....	A	82-93	L
F-6	LSU.....	A	76-100	L
F-11	#7 Kentucky.....	A	49-88	L
F-13	Tennessee.....	A	63-65	L
F-14	East Tenn. State.....	A	72-69	W
F-18	Georgia.....	H	105-65	W
F-20	Florida.....	H	90-77	W
F-25	Tulane.....	H	81-83	L
F-27	LSU.....	H	81-70	W
M-1	Miss. State.....	A	74-82	L

**Key to Neutral Sites:** 1- Montgomery, Ala.; 2- Memphis, Tenn.

**1956-57**

**Record:** 9-12, 4-10 SEC

**Head Coach:** B.L. Graham

D-3	SE Louisiana.....	H	75-55	W
D-6	East Tenn. State (ot).....	H	89-88	W
D-8	Vanderbilt.....	A	61-90	L
D-10	Arkansas State.....	H	87-66	W
D-15	Austin Peay.....	H	82-63	W
D-22	Arkansas State (ot).....	A	79-78	W
D-29	Virginia.....	1	81-83	L
J-5	Alabama.....	A	84-93	L
J-7	Auburn.....	A	66-88	L
J-12	#6 Vanderbilt.....	H	68-66	W
J-14	Georgia Tech.....	H	78-82	L
J-19	Miss. State.....	A	72-82	L
F-1	#14 Tulane.....	H	65-66	L
F-2	LSU.....	H	79-73	W
F-8	#3 Kentucky.....	2	69-75	L
F-11	Tennessee.....	H	88-98	L
F-16	Georgia.....	A	99-91	W
F-18	Florida.....	A	81-92	L
F-22	Tulane.....	A	74-102	L
F-23	LSU.....	A	83-76	W
F-28	#20 Miss. State.....	H	73-81	L

**Key to Neutral Sites:** 1- Owensboro, Ky; 2- Memphis

**1957-58**

**Record:** 12-12, 6-8 SEC

**Head Coach:** B.L. Graham

D-2	Howard.....	H	97-46	W
D-5	Union.....	H	96-63	W
D-9	Arkansas State.....	H	62-58	W
D-13	Arkansas.....	1	58-61	L
D-16	David Lipscomb.....	H	84-55	W
D-19	Arkansas State.....	A	56-76	L
D-27	#10 Miss. State.....	A	53-66	L
D-28	Alabama.....	2	79-76	W
J-4	Alabama.....	3	44-70	L
J-6	Auburn.....	H	51-71	L
J-11	Vanderbilt.....	A	59-68	L
J-13	Georgia Tech.....	A	67-76	L
J-18	#11 Miss. State.....	H	67-62	W
J-25	Memphis State.....	A	62-85	L
F-1	Tulane.....	A	67-77	L
F-3	LSU.....	A	76-63	W
F-8	#12 Kentucky.....	A	65-96	L
F-10	Tennessee.....	A	63-68	L
F-11	East Tenn. State (2ot).....	A	55-53	W
F-15	Georgia.....	H	81-63	W
F-17	Florida.....	H	67-65	W
F-22	Tulane.....	H	83-68	W
F-24	LSU.....	H	85-75	W
F-27	#16 Miss. State.....	A	60-91	L

**Key to Neutral Sites:** 1- Little Rock, Ark.; 2- Starkville, Miss.; 3- Memphis, Tenn.

**1958-59**

**Record:** 7-17, 1-13 SEC

**Head Coach:** B.L. Graham

D-1	Troy State.....	H	62-50	W
D-2	SE Louisiana.....	H	87-64	W
D-6	Union.....	A	87-71	W
D-8	Murray State.....	H	67-61	W
D-13	Arkansas (ot).....	1	81-83	L
D-15	SE Missouri State.....	H	81-76	W
D-20	Murray State.....	A	60-80	L
D-29	Florida.....	2	71-47	W
D-30	LSU.....	2	55-69	L
J-3	Alabama.....	A	76-89	L
J-5	#9 Auburn.....	A	47-60	L
J-10	Vanderbilt (ot).....	H	74-79	L
J-12	Georgia Tech.....	H	70-89	L
J-17	#12 Miss. State.....	A	58-87	L

J-24	Memphis State.....	A	63-65	L
F-4	Tulane.....	H	66-78	L
F-2	LSU.....	H	80-69	W
F-7	#1 Kentucky.....	3	72-97	L
F-9	Tennessee.....	H	82-85	L
F-14	Georgia.....	A	69-84	L
F-16	Florida (ot).....	A	97-102	L
F-21	Tulane.....	A	65-81	L
F-23	LSU.....	A	93-99	L
F-28	#5 Miss. State.....	H	16-23	L

**Key to Neutral Sites:** 1- Memphis, Tenn.; 2- Jacksonville, Fla.; 3- Jackson, Miss.

**1959-60**

**Record:** 15-9, 8-6 SEC

**Head Coach:** B.L. Graham

D-1	Troy State.....	H	79-71	W
D-3	Southwestern.....	H	99-60	W
D-5	Arkansas State.....	A	67-57	W
D-7	Tenn.-Chattanooga.....	H	94-76	W
D-12	Arkansas.....	1	78-63	W
D-14	Arkansas State.....	H	75-58	W
D-21	East Tenn. State.....	A	60-79	L
D-22	Tennessee Tech (ot).....	2	37-36	W
J-2	Alabama.....	H	86-77	W
J-4	Auburn.....	H	64-56	W
J-9	Vanderbilt.....	A	58-66	L
J-11	#6 Georgia Tech.....	A	66-91	L
J-16	Miss. State.....	H	67-60	W
J-23	Memphis State.....	A	57-96	L
J-30	Tulane.....	A	66-64	W
F-1	LSU.....	A	76-61	W
F-6	Kentucky.....	A	43-61	L
F-8	Tennessee.....	A	71-81	L
F-9	Tenn.-Chattanooga.....	A	74-76	L
F-13	Florida.....	H	90-81	W
F-15	Georgia (ot).....	H	65-63	W
F-20	Tulane.....	H	43-59	L
F-22	LSU.....	H	90-70	W
F-27	Miss. State.....	A	54-72	L

**Key to Neutral Sites:** 1- Little Rock, Ark.; 2- Johnson City, Tenn.

**1960-61**

**Record:** 10-14, 5-9 SEC

**Head Coach:** B.L. Graham

D-1	SE Louisiana.....	H	81-56	W
D-3	Loyola.....	H	79-69	W
D-5	Arkansas State.....	A	53-59	L
D-10	Arkansas.....	A	71-77	L
D-13	Arkansas State.....	H	86-47	W
D-17	Loyola.....	A	60-64	L
D-28	Georgetown.....	1	78-73	W
D-29	Middle Tenn. State.....	1	64-62	W
D-30	South Carolina.....	1	79-85	L
J-7	Alabama.....	A	54-80	L
J-9	#10 Auburn.....	A	40-51	L
J-14	Georgia Tech.....	H	69-67	W
J-16	Vanderbilt.....	H	74-72	W
J-21	Miss. State.....	A	40-63	L
J-28	Memphis State.....	A	61-88	L
F-4	Tulane.....	H	67-90	L
F-6	LSU.....	H	69-75	L
F-11	Kentucky.....	A	60-74	L
F-13	Tennessee.....	H	57-55	W
F-18	Georgia.....	A	69-73	L
F-20	Florida (ot).....	A	77-81	L
F-25	Tulane.....	A	71-87	L
F-27	LSU.....	A	48-46	W
M-4	Miss. State.....	H	74-70	W

**Key to Neutral Sites:** 1- Shreveport, La.

**1961-62**

**Record:** 12-13, 5-9 SEC

**Head Coach:** B.L. Graham

D-4	SE Louisiana.....	H	83-66	W
D-7	Louisiana Tech.....	H	96-78	W
D-9	Centenary.....	H	87-63	W
D-12	Louisiana College.....	H	92-66	W
D-16	Arkansas.....	1	54-59	L
D-18	Louisiana Tech.....	A	68-64	W
D-20	Houston (2ot).....	A	62-63	L
D-28	Texas.....	2	71-88	L
D-29	Texas Tech.....	A	70-93	L
J-2	Florence State.....	A	68-64	W
J-6	Alabama.....	H	62-68	L
J-8	Auburn.....	H	58-64	L

J-13	Georgia Tech.....	A	60-55	W
J-15	Vanderbilt.....	A	58-80	L
J-20	#10 Miss. State.....	H	57-61	L
J-29	Florence State.....	H	80-70	W
F-3	Tulane.....	A	77-107	L
F-5	LSU.....	A	59-70	L
F-10	#2 Kentucky.....	A	60-83	L
F-12	Tennessee.....	A	98-81	W
F-17	Georgia.....	H	79-75	W
F-19	Florida.....	H	62-63	L
F-24	Tulane.....	H	83-76	W
F-26	LSU.....	H	74-68	W
M-3	#5 Miss. State.....	A	58-63	L

**Key to Neutral Sites:** 1- Little Rock, Ark.; 2- Lubbock, Texas

**EDDIE CRAWFORD  
46-97 (1963-68)**

**1962-63**

**Record:** 7-17, 4-10 SEC

**Head Coach:** Eddie Crawford

D-3	Arkansas A&M.....	H	74-60	W
D-5	Sewanee.....	H	78-64	W
D-8	Louisiana Tech.....	A	73-81	L
D-10	Centenary.....	A	68-82	L
D-15	Arkansas.....	1	60-90	L
D-17	Louisiana Tech.....	H	64-68	L
D-22	Memphis State.....	A	62-70	L
D-28	Tennessee Tech.....	2	71-81	L
D-29	East Tenn. State.....	2		



D-29	Arkansas.....	N	48-82	L
D-30	Centenary.....	N	65-97	L
J-2	Alabama.....	H	87-91	L
J-4	Auburn.....	H	53-77	L
J-9	Alabama.....	A	72-107	L
J-11	Auburn.....	A	52-67	L
J-16	Florida.....	H	39-60	L
J-23	Miss. State.....	A	72-101	L
J-25	Vanderbilt.....	H	70-84	L
J-30	Tulane.....	H	62-60	W
F-1	LSU.....	H	56-58	L
F-6	Kentucky.....	A	65-102	L
F-8	Tennessee.....	H	50-96	L
F-13	Georgia.....	A	68-90	L
F-15	Florida.....	A	53-85	L
F-20	Tulane.....	A	71-87	L
F-22	LSU.....	A	56-60	L
F-27	Miss. State (ot).....	H	77-78	L

Key to Neutral Sites: 1- Tupelo, Miss.

### 1965-66

**Record:** 5-18, 2-14 SEC  
**Head Coach:** Eddie Crawford

D-2	Arkansas A&M.....	H	72-71	W
D-4	Texas.....	A	71-80	L
D-11	Centenary.....	H	64-78	L
D-13	Louisiana Tech.....	H	84-76	W
D-17	So. Mississippi.....	H	94-75	W
D-29	Clemson.....	H	57-85	L
D-30	Furman.....	A	64-80	L
J-3	LSU.....	H	81-80	W
J-8	Tennessee.....	A	55-102	L
J-10	#3 Vanderbilt.....	A	58-106	L
J-15	Florida.....	A	49-79	L
J-29	Florida.....	H	61-96	L
J-31	Georgia.....	H	71-91	L
F-5	Auburn.....	H	55-70	L
F-9	Alabama.....	H	60-79	L
F-12	LSU.....	A	68-90	L
F-14	Tulane.....	A	70-83	L
F-16	Miss. State.....	A	74-90	L
F-21	#1 Kentucky.....	H	65-108	L
F-23	Tulane.....	H	91-70	W
F-26	Auburn.....	A	74-86	L
F-28	Alabama.....	A	66-99	L
M-2	Miss. State.....	H	76-96	L

### 1966-67

**Record:** 13-12, 7-11 SEC  
**Head Coach:** Eddie Crawford

D-2	Miss. College.....	1	108-87	W
D-3	Belhaven.....	1	68-60	W
D-5	Texas.....	H	82-80	W
D-7	Arkansas A&M.....	H	96-69	W
D-10	Centenary.....	A	75-65	W
D-12	Louisiana Tech.....	A	84-67	W
D-15	Southern Miss.....	A	73-82	L
D-17	Alabama.....	H	79-58	W
D-19	LSU.....	H	74-67	W
D-31	Florida.....	A	64-79	L
J-2	Georgia.....	A	78-85	L
J-7	Auburn.....	H	56-67	L
J-9	Florida.....	H	63-78	L
J-14	Vanderbilt (ot).....	H	70-78	L
J-28	Tennessee.....	A	49-62	L
J-30	Kentucky.....	A	53-96	L
F-1	Miss. State.....	A	71-70	W
F-4	Tennessee (ot).....	H	56-53	W
F-6	Kentucky.....	H	70-79	L
F-11	Vanderbilt.....	A	67-72	L
F-13	Alabama.....	A	73-83	L
F-20	Auburn.....	A	67-86	L
F-25	LSU.....	A	89-77	W
F-27	Georgia.....	H	75-67	W
M-4	Miss. State.....	H	58-57	W

Key to Neutral Sites: 1- Jackson, Miss.

### 1967-68

**Record:** 7-17, 4-14 SEC  
**Head Coach:** Eddie Crawford

D-1	Texas.....	A	82-95	L
D-6	Arkansas A&M.....	H	99-78	W
D-9	Arkansas.....	A	62-64	L
D-13	Furman.....	H	68-72	L
D-16	Alabama.....	A	59-76	L
D-19	LSU.....	A	68-81	L
D-29	Furman.....	1	84-82	W

D-30	Hardin-Simmons.....	1	65-63	W
J-1	Georgia.....	H	64-70	L
J-3	Florida.....	H	68-70	L
J-6	Auburn.....	A	71-90	L
J-8	Florida.....	A	75-94	L
J-13	#8 Vanderbilt.....	A	70-96	L
J-27	#6 Tennessee.....	H	46-88	L
J-29	#9 Kentucky.....	H	76-85	L
J-31	Miss. State.....	H	63-53	W
F-3	#6 Tennessee.....	A	46-88	L
F-5	#10 Kentucky.....	A	62-78	L
F-10	#9 Vanderbilt.....	H	72-90	L
F-12	Alabama.....	H	77-69	W
F-19	Auburn.....	H	57-56	W
F-24	LSU.....	H	87-85	W
F-26	Georgia.....	A	77-111	L
M-2	Miss. State.....	A	79-88	L

Key to Neutral Sites: 1- Greenville, S.C.

**COB JARVIS**  
**87-117 (1969-76)**

### 1968-69

**Record:** 10-14, 7-11 SEC  
**Head Coach:** Cob Jarvis

D-2	Texas.....	H	63-67	L
D-4	Arkansas A&M.....	A	90-75	W
D-7	Arkansas (ot).....	H	65-61	W
D-14	Auburn.....	H	64-75	L
D-16	Furman.....	A	77-72	W
D-27	SMU.....	1	70-94	L
D-28	Minnesota.....	1	58-72	L
J-4	#3 Kentucky.....	H	59-69	L
J-6	Tennessee.....	H	54-59	L
J-10	Miss. State.....	H	67-60	W
J-13	Vanderbilt.....	A	55-62	L
J-25	Georgia.....	A	81-84	L
J-27	Florida.....	A	66-88	L
F-1	LSU (ot).....	A	84-81	W
F-3	Alabama (ot).....	H	53-51	W
F-8	#4 Kentucky.....	A	68-104	L
F-10	Tennessee.....	A	45-61	L
F-12	Vanderbilt.....	H	75-67	W
F-15	Miss. State.....	A	60-64	L
F-22	Georgia (ot).....	H	82-85	L
F-24	Florida.....	H	79-77	W
M-1	LSU.....	H	78-76	W
M-3	Alabama.....	A	78-72	W
M-8	Auburn.....	A	70-80	L

Key to Neutral Sites: 1- Dallas, Texas

### 1969-70

**Record:** 10-15, 6-12 SEC  
**Head Coach:** Cob Jarvis

D-1	Texas.....	A	84-95	L
D-3	Vanderbilt.....	H	75-87	L
D-6	Arkansas A&M.....	H	85-61	W
D-9	NE Louisiana (ot).....	H	80-85	L
D-13	Auburn.....	A	77-91	L
D-19	SW Louisiana.....	1	89-77	W
D-20	Kentucky Wesleyan.....	1	73-88	L
D-29	Valparaiso (ot).....	2	80-77	W
D-30	South Alabama.....	2	80-61	W
J-3	#1 Kentucky.....	A	73-95	L
J-5	#6 Tennessee (2ot).....	A	59-57	W
J-9	Miss. State.....	A	58-57	W
J-24	Georgia.....	H	84-96	L
J-26	Florida.....	H	79-77	W
J-31	LSU.....	A	86-109	L
F-2	Alabama.....	A	87-95	L
F-7	#3 Kentucky.....	H	85-120	L
F-9	Tennessee.....	H	60-72	L
F-11	Vanderbilt.....	A	83-80	W
F-13	Miss. State.....	H	57-55	W
F-21	Georgia.....	A	79-94	L
F-23	Florida.....	A	62-63	L
F-28	LSU.....	H	90-103	L
M-2	Alabama.....	H	93-83	W
M-7	Auburn.....	H	66-67	L

Key to Neutral Sites: 1- Lafayette, La.; 2- Mobile, Ala.

### 1970-71

**Record:** 11-15, 6-12 SEC  
**Head Coach:** Cob Jarvis

D-1	NE Louisiana.....	A	112-97	W
D-4	Arkansas A&M.....	A	114-86	W

D-7	Texas.....	H	89-84	W
D-12	Auburn.....	H	108-96	W
D-15	Southern Miss.....	H	109-100	W
D-18	Holy Cross.....	1	99-93	W
D-19	Marshall.....	1	98-118	L
D-22	Vanderbilt.....	A	112-130	L
D-29	Baylor.....	2	113-132	L
D-30	The Citadel.....	2	90-109	L
J-2	#8 Kentucky.....	H	95-103	L
J-4	#10 Tennessee.....	H	85-98	L
J-8	Miss. State.....	H	83-74	W
J-23	Georgia.....	A	80-88	L
J-25	Florida.....	A	86-106	L
J-30	LSU.....	A	113-90	W
F-1	Alabama.....	H	91-101	L
F-6	#8 Kentucky.....	A	86-121	L
F-8	#11 Tennessee.....	A	74-80	L
F-10	Vanderbilt.....	H	94-88	W
F-13	Miss. State.....	A	67-75	L
F-20	Georgia.....	H	76-72	W
F-22	Florida.....	H	68-85	L
F-27	LSU.....	H	62-54	W
M-1	Alabama.....	A	72-74	L
M-7	Auburn.....	A	85-86	L

Key to Neutral Sites: 1- Huntington, W. Va.; 2- Charleston, S.C.

### 1971-72

**Record:** 13-12, 8-10 SEC  
**Head Coach:** Cob Jarvis

D-1	Texas.....	A	79-78	W
D-4	Arkansas A&M.....	A	114-86	W
D-6	NE Louisiana.....	H	84-83	W
D-10	Memphis State.....	1	71-74	L
D-11	Bradley.....	1	71-72	L
D-15	Southern Miss.....	A	107-90	W
D-31	MacAlester.....	H	85-66	W
J-3	Auburn.....	A	69-65	W
J-8	#19 Kentucky.....	A	82-93	L
J-10	Tennessee.....	A	70-73	L
J-15	Miss. State.....	A	68-66	W
J-26	Vanderbilt.....	H	92-65	W
J-29	Georgia.....	H	74-80	L
J-31	Florida.....	H	86-72	W
F-5	LSU.....	A	66-67	L
F-7	Alabama.....	A	88-93	L
F-12	Kentucky.....	H	82-90	L
F-14	Tennessee.....	H	58-68	L
F-16	Vanderbilt.....	A	83-89	L
F-19	Miss. State.....	H	65-64	W
F-26	Georgia.....	A	69-79	L
F-28	Florida.....	A	87-74	W
M-4	LSU.....	H	101-78	W
M-6	Alabama.....	H	68-75	L
M-9	Auburn.....	H	89-83	W

Key to Neutral Sites: 1- Nashville, Tenn.

### 1972-73

**Record:** 14-12, 8-10 SEC  
**Head Coach:** Cob Jarvis

D-2	Texas.....	H	78-58	W
D-4	Ark.-Monticello.....	A	92-55	W
D-5	NE Louisiana.....	A	90-78	W
D-11	Southern Miss.....	H	88-60	W
D-13	#13 Vanderbilt.....	A	57-59	L
D-27	#6 Long Beach State.....	1	68-87	L
D-28	St. Francis.....	1	87-64	W
D-29	Texas A&M.....	1	83-100	L
J-2	Auburn.....	H	58-66	L
J-6	Kentucky.....	H	61-58	W
J-8	Tennessee.....	H	60-52	W
J-13	Miss. State.....	A	74-61	W
J-17	#18 Vanderbilt.....	H	49-59	L
J-27	Georgia.....	A	67-71	L
J-29	Florida.....	A	59-65	L
F-3	LSU.....	H	84-59	W
F-5	#6 Alabama.....	H	66-62	W
F-10	Kentucky.....	A	70-88	L
F-12	Tennessee.....	A	49-51	L
F-17	Miss. State.....	H	83-64	W
F-19	Charleston.....	H	73-47	W
F-24	Georgia.....	H	69-62	W
F-26	Florida.....	H	97-80	W
M-3	LSU.....	A	69-70	L
M-5	Alabama.....	A	67-92	L
M-8	Auburn.....	A	73-77	L

Key to Neutral Sites: 1- Oklahoma City, Okla.

### 1973-74

**Record:** 15-10, 9-9 SEC  
**Head Coach:** Cob Jarvis

D-1	Texas.....	A	75-59	W
D-3	Charleston.....	H	94-55	W
D-10	Arkansas.....	H	117-66	W
D-12	So. Mississippi.....	A	79-75	W
D-22	Eastern Illinois.....	H	90-77	W
D-28	Louisiana Tech.....	1	105-76	W
D-29	NE Louisiana.....	1	78-86	L
J-5	Georgia.....	A	78-70	W
J-7	Auburn.....	H	93-65	W
J-12	Tennessee.....	H	69-57	W
J-14	#12 Alabama.....	A	71-88	L
J-17	Kentucky.....	A	64-93	L
J-21	Florida.....	H	83-73	W
J-26	#7 Vanderbilt.....	A	56-71	L
J-28	Miss. State.....	H	72-67	W
F-2	LSU.....	H	77-63	W
F-4	Georgia.....	H	59-55	W
F-9	Auburn.....	A	75-85	L
F-11	Tennessee.....	A	57-65	L
F-16	#8 Alabama.....	H	57-77	L
F-18	Kentucky.....	H	61-60	W
F-23	Florida.....	A	61-77	L
F-25	#4 Vanderbilt.....	H	68-84	L
M-2	Miss. State (ot).....	A	69-75	L
M-4	LSU.....	A	82-74	W

Key to Neutral Sites: 1- Monroe, La.

### 1974-75

**Record:** 8-18, 4-14 SEC  
**Head Coach:** Cob Jarvis

N-29	Clemson.....	1	80-93	L
N-30	Middle Tenn. State.....	1	68-79	L
D-4	Wis.-Green Bay.....	H	83-53	W
D-7	Texas.....	H	82-74	W
D-9	Arkansas.....	A	84-73	W
D-18	Eastern Illinois.....	A	65-85	L
D-21	Tulane.....	H	93-73	W
D-28	Texas Tech.....	A	85-90	L
J-2	Georgia.....	H	83-88	L
J-6	Auburn.....	A	86-104	L
J-11	#18 Tennessee.....	A	82-102	L
J-13	#8 Alabama			

F-28	Kentucky	.....H	87-94	L
M-1	Vanderbilt	.....H	81-72	W
M-6	Florida	.....A	94-83	W
M-8	Auburn	.....A	88-103	L

Key to Neutral Sites: 1- Jackson, Miss.; 2- Mobile, Ala.

**BOB WELTLICH  
83-88 (1977-82)**

**1976-77**

**Record:** 11-16, 5-13 SEC  
**Head Coach:** Bob Weltlich

N-27	TCU	.....A	61-70	L
D-1	Missouri Western	.....H	84-58	W
D-4	TCU	.....H	68-63	W
D-6	South Dakota St.	.....H	78-70	W
D-8	Tulane	.....A	59-64	L
D-17	Marshall	.....1	65-63	W
D-18	Toledo	.....1	67-64	W
D-21	Memphis State	.....A	83-88	L
D-30	Southern Miss.	.....2	84-75	W
J-3	LSU	.....A	68-75	L
J-8	Miss. State	.....A	49-85	L
J-10	#4 Alabama	.....A	88-101	L
J-15	Georgia	.....H	82-62	W
J-17	Tennessee	.....H	72-86	L
J-22	Vanderbilt (ot)	.....A	72-77	L
J-24	#6 Kentucky	.....A	73-100	L
J-29	Florida	.....H	90-83	W
J-31	Auburn	.....H	65-72	L
F-5	Miss. State	.....H	82-67	W
F-7	#8 Alabama	.....H	68-72	L
F-12	Georgia	.....A	76-92	L
F-14	#11 Tennessee	.....A	75-87	L
F-19	Vanderbilt	.....H	75-66	W
F-21	#2 Kentucky	.....H	69-81	L
F-26	Florida	.....A	78-84	L
F-28	Auburn	.....A	84-97	L
M-5	LSU	.....H	90-68	W

Key to Neutral Sites: 1- Toledo, Ohio; 2- Jackson, Miss.

**1977-78**

**Record:** 10-17, 5-13 SEC  
**Head Coach:** Bob Weltlich

N-26	#4 Notre Dame	.....A	62-111	L
N-30	NC-Charlotte	.....H	81-64	W
D-3	Tulane	.....H	79-77	W
D-5	Samford	.....A	81-68	W
D-10	Jacksonville	.....H	90-73	W
D-12	Middle Tenn. State	.....H	52-61	L
D-17	Nebraska	.....A	70-80	L
D-20	Memphis State	.....A	67-70	L
D-27	Southern Miss.	.....1	64-60	W
J-2	Alabama	.....A	62-65	L
J-4	Miss. State	.....A	48-73	L
J-7	Tennessee	.....H	73-68	W
J-9	Georgia	.....H	75-63	W
J-14	Vanderbilt	.....A	63-66	L
J-16	#1 Kentucky	.....A	56-76	L
J-21	Auburn	.....H	84-75	W
J-23	Florida	.....H	56-61	L
J-28	LSU	.....H	61-74	L
F-4	Tennessee	.....A	67-85	L
F-6	Georgia	.....A	56-57	L
F-11	Vanderbilt	.....H	61-57	W
F-13	#1 Kentucky	.....H	52-64	L
F-18	Auburn	.....A	67-92	L
F-20	Florida	.....A	63-80	L
F-25	LSU	.....A	75-94	L
M-4	Alabama	.....H	63-66	L
M-6	Miss. State	.....H	61-60	W

Key to Neutral Sites: 1- Jackson, Miss.

**1978-79**

**Record:** 11-16, 6-12 SEC  
**Head Coach:** Bob Weltlich

N-29	NC-Charlotte	.....A	57-68	L
D-4	Bowling Green	.....H	100-78	W
D-9	UAB	.....H	82-77	W
D-16	Nebraska	.....1	70-67	W
D-19	Arkansas	.....2	66-67	W
D-22	Loyola-Chicago	.....N	83-75	W
D-23	Illinois State	.....A	72-76	L
D-26	Memphis State	.....3	92-89	W
J-3	Tennessee	.....H	67-72	L

J-6	Vanderbilt	.....A	70-94	L
J-8	#9 Kentucky	.....A	64-90	L
J-11	Miss. State (2ot)	.....A	92-101	L
J-13	Auburn	.....H	77-62	W
J-15	Florida	.....H	58-47	W
J-20	#9 LSU (ot)	.....H	69-70	L
J-24	Georgia	.....H	53-59	L
J-27	Tennessee	.....A	65-64	W
J-29	Georgia	.....A	82-63	W
F-3	#16 Vanderbilt	.....H	58-66	L
F-5	Kentucky	.....H	82-87	L
F-8	#16 Alabama	.....A	73-83	L
F-10	Auburn (2ot)	.....A	54-56	L
F-12	Florida	.....A	67-65	W
F-17	#6 LSU	.....A	62-67	L
F-22	Miss. State	.....H	64-68	L
F-24	Alabama	.....H	89-80	W

**SEC TOURNAMENT**

F-28	Kentucky	.....4	77-82	L
------	----------	--------	-------	---

Key to Neutral Sites: 1- Biloxi, Miss.; 2- Memphis, Tenn.; 3- Jackson, Miss.; 4- Birmingham, Ala.

**1979-80**

**NATIONAL INVITATION TOURNAMENT**

**Record:** 17-13, 9-9 SEC  
**Head Coach:** Bob Weltlich

N-30	Mercer	.....H	63-43	W
D-3	Tennessee Tech	.....H	87-67	W
D-5	Auburn	.....A	73-76	L
D-8	UAB	.....A	67-66	W
D-12	Georgia	.....H	62-64	L
D-15	#20 Arkansas	.....1	59-67	L
D-19	Southern Miss.	.....2	68-65	W
D-22	Memphis State	.....A	75-80	L
D-28	Michigan	.....3	71-66	W
D-29	Virginia Tech	.....3	70-66	W
J-2	Tennessee	.....H	65-66	L
J-5	Alabama	.....A	56-78	L
J-9	#4 Kentucky	.....H	73-79	L
J-12	Florida	.....H	85-65	L
J-16	Vanderbilt	.....A	67-66	W
J-19	Miss. State	.....H	75-64	W
J-23	#11 LSU	.....A	66-72	L
J-26	Auburn	.....H	71-54	W
J-30	Tennessee	.....A	66-61	W
F-2	Alabama	.....H	71-65	W
F-6	#6 Kentucky	.....A	72-86	L
F-9	Florida	.....A	57-54	W
F-13	Vanderbilt	.....H	89-78	W
F-16	Miss. State	.....A	73-66	W
F-21	#5 LSU	.....H	74-77	L
F-23	Georgia	.....A	65-77	L

**SEC TOURNAMENT**

F-27	Tennessee	.....4	76-74	W
F-29	#2 Kentucky	.....4	67-70	L

**NATIONAL INVITATION TOURNAMENT**

M-6	Grambling	.....H	76-74	W
M-10	Minnesota	.....A	56-58	L

Key to Neutral Sites: 1- Little Rock, Ark.; 2- Jackson, Miss.; 3- New Orleans, La.; 4- Birmingham, Ala.

**1980-81**

**SEC TOURNAMENT CHAMPIONS  
NCAA TOURNAMENT**

**Record:** 16-14, 8-10 SEC  
**Head Coach:** Bob Weltlich

N-29	Central Arkansas	.....H	82-50	W
D-3	Tennessee Tech	.....A	59-56	W
D-6	UAB	.....H	83-72	W
D-10	Mercer	.....A	70-58	W
D-17	Bowling Green	.....A	76-79	L
D-19	Jacksonville	.....1	59-50	W
D-20	Dayton	.....1	70-72	L
D-23	Georgia	.....A	62-70	L
D-30	Memphis State	.....H	64-69	L
J-3	Auburn	.....H	46-45	W
J-7	#13 Tennessee	.....A	68-73	L
J-10	Alabama	.....H	48-74	L
J-14	#3 Kentucky	.....A	55-64	L
J-17	Florida	.....A	71-74	L
J-21	Vanderbilt	.....H	46-44	W
J-24	Miss. State (ot)	.....A	59-52	W
J-28	#4 LSU	.....H	59-63	L
J-31	Auburn	.....A	61-58	W
F-4	#10 Tennessee	.....H	71-52	W
F-7	Alabama	.....A	49-51	L

F-11	#11 Kentucky	.....H	55-62	L
F-14	Florida	.....H	66-52	W
F-18	Vanderbilt	.....A	50-52	L
F-21	Miss. State	.....H	72-61	W
F-25	#2 LSU	.....A	67-74	L
F-28	Georgia	.....H	64-62	W

**SEC TOURNAMENT**

M-4	#10 Tennessee	.....2	81-71	W
M-6	Vanderbilt	.....2	71-51	W
M-7	Georgia	.....2	66-62	W

**NCAA TOURNAMENT**

M-13	Kansas	.....3	66-69	L
------	--------	--------	-------	---

Key to Neutral Sites: 1- Dayton, Ohio; 2- Birmingham, Ala.; 3- Wichita, Kan.

**1981-82**

**NATIONAL INVITATION TOURNAMENT**

**Record:** 18-12, 11-7 SEC  
**Head Coach:** Bob Weltlich

N-28	Troy State	.....H	76-56	W
D-2	Tennessee Tech	.....H	58-34	W
D-5	#11 UAB	.....A	58-72	L
D-8	Mercer	.....H	50-38	W
D-11	Fresno State	.....1	44-46	L
D-12	Pacific	.....1	72-61	W
D-16	Georgia	.....H	56-54	W
D-19	Missouri Western	.....H	71-56	W
D-29	Memphis State (ot)	.....A	55-61	L
J-2	Auburn	.....A	71-75	L
J-6	Tennessee	.....H	55-62	L
J-9	#16 Alabama	.....A	71-75	L
J-13	#6 Kentucky	.....H	67-65	W
J-16	Florida	.....H	69-67	W
J-20	Vanderbilt	.....A	55-65	L
J-23	Miss. State	.....H	54-30	W
J-27	LSU	.....A	46-53	L
F-30	Auburn	.....H	64-57	W
F-3	#16 Tennessee	.....A	55-53	W
F-6	#8 Alabama	.....H	79-69	W
F-10	#12 Kentucky	.....A	49-57	L
F-13	Florida (ot)	.....A	58-57	W
F-17	Vanderbilt (4ot)	.....H	51-48	W
F-20	Miss. State	.....A	47-33	W
F-24	LSU	.....H	74-61	W
F-27	Georgia	.....A	58-64	L

**SEC TOURNAMENT**

M-4	LSU	.....2	59-52	W
M-5	#15 Kentucky	.....2	58-62	L

**NATIONAL INVITATION TOURNAMENT**

M-12	Clemson	.....A	53-49	W
M-15	Virginia Tech	.....H	59-61	L

Key to Neutral Sites: 1- Lafayette, La.; 2- Lexington, Ky.

**LEE HUNT  
50-66 (1983-86)**

**1982-83**

**NATIONAL INVITATION TOURNAMENT**

**Record:** 19-12, 10-8 SEC  
**Head Coach:** Lee Hunt

D-1	Carson-Newman	.....H	91-70	W
D-4	East Tenn. State	.....A	63-69	L
D-7	UAB	.....H	66-54	W
D-10	Fordham	.....1	57-47	W
D-11	Long Beach State	.....1	54-53	W
D-15	Mercer	.....A	48-40	W
D-18	Central Arkansas	.....H	67-60	W
D-21	Illinois Wesleyan	.....H	77-65	W
D-30	#2 Memphis State	.....H	58-63	L
J-3	#3 Kentucky	.....A	60-72	L
J-5	Vanderbilt	.....A	77-62	W
J-8	#12 Tennessee	.....H	56-55	W
J-10	Georgia	.....H	53-68	L
J-15	LSU	.....H	68-71	L
J-22	Miss. State	.....A	67-61	W
J-24	Alabama	.....A	64-63	W
J-29	Florida	.....H	67-61	W
J-31	Auburn	.....H	61-48	W
F-5	Tennessee	.....A	53-65	L
F-7	#19 Georgia	.....A	76-59	W
F-12	LSU	.....A	63-72	L
F-19	Miss. State (ot)	.....H	69-67	W
F-21	Alabama	.....H	56-52	W
F-26	Florida	.....A	64-75	L

M-1	Auburn	.....A	59-82	L
M-3	#7 Kentucky	.....H	58-61	L
M-5	Vanderbilt	.....H	62-51	W

**SEC TOURNAMENT**

M-11	Georgia	.....2	55-69	L
------	---------	--------	-------	---

**NATIONAL INVITATION TOURNAMENT**

M-17	Alabama State	.....H	87-75	W
M-21	South Florida	.....H	65-57	W
M-25	DePaul	.....A	67-75	L

Key to Neutral Sites: 1- Provo, Utah; 2- Birmingham, Ala.

**1983-84**

**Record:** 8-20, 3-15 SEC  
**Head Coach:** Lee Hunt

N-26	David Lipscomb	.....H	58-56	W
N-30	East Tenn. St.	.....H	46-44	W
D-3	SW Louisiana	.....H	62-80	L
D-7	New Orleans	.....A	73-77	L
D-13	#6 Memphis State	.....A	55-73	L
D-19	Mercer	.....H	82-64	W
D-21	Missouri-St. Louis	.....H	73-56	W
D-30	Georgia Southern	.....1	58-60	L
D-31	Rice	.....1	70-60	W
J-2	#2 Kentucky	.....H	55-68	L
J-4	Vanderbilt	.....H	55-76	L
J-8	Tennessee	.....A	59-83	L
J-10	#15 Georgia	.....A	51-70	L
J-14	#11 LSU	.....A	70-93	L
J-21	Miss. State	.....H	56-64	L
J-23	Alabama	.....H	56-69	L
J-29	Florida	.....A	48-78	L
J-31	#19 Auburn	.....A	50-60	L
F-4	Tennessee	.....H	57-56	W
F-6	Georgia (ot)	.....H	56-54	W
F-12	#20 LSU	.....H	61-65	L
F-18	Miss. State	.....A	51-70	L
F-20	Alabama	.....A	65-74	L
F-24	Florida	.....H	53-59	L
F-27	#19 Auburn	.....H	72-71	W
M-1	#3 Kentucky	.....A	57-76	L
M-3	Vanderbilt	.....A	60-70	L

**SEC TOURNAMENT**

M-7	Vanderbilt	.....2	57-77	L
-----	------------	--------	-------	---

Key to Neutral Sites: 1- Chattanooga, Tenn

D-3	Miss College	H	78-53	W
D-7	Alcorn State	H	76-70	W
D-14	SE Louisiana	H	64-59	W
D-17	#10 Memphis State	A	56-73	L
D-20	Tenn.-Chattanooga	A	78-89	L
D-20	Campbell	A	61-44	W
D-28	North Texas State	H	89-75	W
J-2	Vanderbilt	H	70-81	L
J-4	Tennessee	A	66-74	L
J-8	#11 Kentucky	A	58-75	L
J-11	Florida	A	79-67	W
J-13	#8 LSU	A	68-86	L
J-18	Miss. State	H	57-56	W
J-27	Auburn	H	61-73	L
J-25	Georgia	A	75-91	L
J-29	Alabama	H	62-69	L
F-1	Vanderbilt	A	63-66	L
F-5	Tennessee	H	59-55	W
F-8	#12 Kentucky	H	58-62	L
F-12	Florida	A	57-66	L
F-15	LSU	A	58-57	W
F-19	Miss. State	A	43-48	L
F-22	Auburn	A	73-75	L
F-26	Georgia	H	61-62	L
M-2	Alabama	A	59-74	L

**SEC TOURNAMENT**

M-5	Tennessee	A	73-56	W
M-6	#3 Kentucky	A	69-95	L

**Key to Neutral Sites:** 1- Jackson, Miss.; 2- Birmingham, Ala.; 3- Lexington, Ky.

**ED MURPHY**  
76-98 (1987-92)

**1986-87**

**NATIONAL INVITATION TOURNAMENT**

**Record:** 15-14, 8-10 SEC  
**Head Coach:** Ed Murphy

N-29	Washington-St. Louis	H	78-55	W
D-3	Arkansas	A	56-70	L
D-6	North Texas State	A	72-69	W
D-9	Jackson State	H	58-36	W
D-13	SE Louisiana	H	88-59	W
D-18	Miss. College	H	63-48	W
D-20	Tulsa	A	68-69	L
D-27	Arizona State	A	76-63	W
D-28	San Diego State	A	88-77	W
J-5	LSU	H	73-63	W
J-7	Vanderbilt	A	59-66	L
J-10	Florida	A	72-80	L
J-14	Miss. State	A	62-63	L
J-17	#15 Alabama	H	62-71	L
J-21	Georgia	A	80-68	W
J-24	#17 Auburn	A	61-85	L
J-28	Kentucky	A	76-65	W
J-31	Tennessee (ot)	A	73-70	W
F-2	Tennessee	H	71-70	W
F-4	LSU (ot)	A	75-82	L
F-9	Vanderbilt	H	77-54	W
F-11	#19 Florida	A	62-85	L
F-14	Miss. State	H	79-65	W
F-18	#12 Alabama	A	69-90	L
F-21	Georgia	A	65-69	L
F-25	Auburn	H	73-67	W
F-28	Kentucky	A	63-64	L

**SEC TOURNAMENT**

M-6	Georgia	A	63-65	L
-----	---------	---	-------	---

**NATIONAL INVITATION TOURNAMENT**

M-13 Southern Miss.....A 75-93 L  
**Key to Neutral Sites:** 1- Memphis, Tenn.; 2- San Diego, Calif.; 3- Atlanta, Ga.

**1987-88**

**Record:** 13-16, 6-12 SEC  
**Head Coach:** Ed Murphy

N-27	St. Joseph's	A	59-51	W
N-28	Maryland	A	69-77	L
D-1	Kentucky State	H	81-60	W
D-7	SE Louisiana	A	80-43	W
D-9	Arkansas	A	40-79	L
D-12	Tulsa	H	69-56	W
D-19	Baptist Christian	H	84-55	W
D-28	#6 Temple	A	61-70	L
D-29	New Orleans	A	83-74	W
J-6	Tennessee	A	68-77	L
J-9	LSU (ot)	A	61-69	L

J-13	Vanderbilt	H	57-60	L
J-16	Florida	A	72-77	L
J-20	Miss. State	H	61-52	W
J-23	Alabama	A	66-73	L
J-27	Georgia	A	70-86	L
J-30	Auburn	H	69-66	W
F-3	#10 Kentucky	A	65-94	L
F-6	Tennessee	H	81-73	W
F-10	LSU	A	57-78	L
F-13	#17 Vanderbilt	A	68-93	L
F-17	Florida	H	82-75	W
F-20	Miss. State	A	57-67	L
F-24	Alabama	H	64-47	W
F-27	Georgia	H	75-72	W
M-2	Auburn	A	76-92	L
M-5	#8 Kentucky	A	71-78	L

**SEC TOURNAMENT**

M-10	Alabama (ot)	A	64-59	W
M-11	#6 Kentucky	A	64-82	L

**Key to Neutral Sites:** 1- Baltimore, Md.; 2- New Orleans, La.; 3- Baton Rouge, La.

**1988-89**

**NATIONAL INVITATION TOURNAMENT**

**Record:** 15-15, 8-10 SEC  
**Head Coach:** Ed Murphy

N-25	Christian Brothers	A	101-60	W
N-28	Tennessee	H	76-84	L
N-30	Northwestern St.	H	97-81	W
D-3	#7 Illinois	A	79-91	L
D-13	Arkansas	A	68-74	L
D-16	Southern University	A	90-88	W
D-17	Nicholls State	A	74-53	W
D-22	Tulsa	A	68-87	L
D-27	Sam Houston State	H	83-73	W
D-30	SE Louisiana	H	84-54	W
J-5	Florida	A	80-71	W
J-7	Alabama	A	67-79	L
J-11	Vanderbilt (ot)	H	65-72	L
J-18	Auburn	A	65-64	W
J-21	Georgia (ot)	A	74-70	W
J-25	Miss. State	H	75-65	W
J-28	Kentucky	H	70-65	W
F-1	#19 LSU	A	75-105	L
F-5	Florida	A	67-78	L
F-8	Alabama	H	54-55	L
F-11	Vanderbilt	A	69-71	L
F-15	Tennessee	A	71-83	L
F-18	Auburn	H	80-77	W
F-22	Georgia	H	88-79	W
F-25	Miss. State	A	69-74	L
M-1	Kentucky	A	69-70	L
M-4	LSU (ot)	H	113-112	W

**SEC TOURNAMENT**

M-10	Auburn	A	80-68	W
M-15	#20 Alabama	A	56-64	L

**NATIONAL INVITATION TOURNAMENT**

M-15	St. John's	A	67-70	L
------	------------	---	-------	---

**Key to Neutral Sites:** 1- Jackson, Miss.; 2- Memphis, Tenn.; 3- Lafayette, La.; 4- Knoxville, Tenn.

**1989-90**

**NATIONAL INVITATION TOURNAMENT**

**Record:** 13-17, 8-10 SEC  
**Head Coach:** Ed Murphy

N-24	SW Louisiana	A	83-94	L
N-28	#8 Illinois	H	72-83	L
D-2	NE Louisiana	A	69-79	L
D-5	#10 Arkansas	A	76-90	L
D-8	Metro State	A	81-86	L
D-9	Indiana State	A	70-64	W
D-16	Tennessee	A	67-71	L
D-19	McNeese State	H	75-71	W
D-30	Sam Houston St.	A	96-70	W
J-2	Florida	H	75-60	W
J-6	#22 Alabama	H	48-66	L
J-10	Vanderbilt	A	79-86	L
J-13	Tulsa	H	47-63	L
J-17	Auburn	H	80-72	W
J-20	Georgia	H	84-74	W
J-24	Miss. State (4ot)	A	102-104	L
J-27	Kentucky	A	79-98	L
J-31	#14 LSU	H	77-79	L
F-3	Florida	A	83-63	W
F-7	Alabama	A	64-74	L
F-10	Vanderbilt	H	68-67	W
F-14	Tennessee	H	81-80	W
F-17	Auburn	A	84-95	L

F-21	Georgia	A	83-107	L
F-24	Miss. State	H	75-67	W
F-28	Kentucky	H	88-74	W
M-3	#15 LSU	A	94-103	L

**SEC TOURNAMENT**

M-8	Tennessee	A	87-86	W
M-9	Vanderbilt	A	65-62	W
M-10	Alabama	A	51-70	L

**Key to Neutral Sites:** 1- Jackson, Miss.; 2- Pine Bluff, Ark.; 3- Champaign, Ill.; 4- Orlando Fla.

**1990-91**

**Record:** 9-19, 3-15 SEC  
**Head Coach:** Ed Murphy

N-28	SE Louisiana	H	74-52	W
N-30	Bethune-Cookman	A	80-56	W
D-1	Hofstra	A	73-78	L
D-3	NE Louisiana	H	67-68	L
D-8	Jackson State	H	99-80	W
D-16	Arkansas State	A	61-73	L
D-18	Austin Peay State	H	83-80	W
D-20	Sam Houston State	H	73-71	W
D-29	McNeese State	A	79-58	W
J-2	Florida	A	49-65	L
J-6	Miss. State (ot)	A	80-84	L
J-9	Auburn	H	60-62	L
J-12	Alabama	H	73-76	L
J-16	#9 Kentucky	H	85-95	L
J-19	#20 LSU	A	71-87	L
J-23	Vanderbilt	A	52-89	L
J-26	Tennessee	H	75-72	W
J-30	Georgia	A	62-117	L
F-2	Florida (2ot)	A	81-91	L
F-6	Alabama	A	74-79	L
F-9	Auburn	A	69-72	L
F-13	#23 Miss. State	H	77-84	L
F-16	#16 Kentucky	A	77-89	L
F-20	#19 LSU	H	78-89	L
F-23	Vanderbilt	H	74-58	W
F-27	Tennessee	A	93-88	W
M-2	Georgia	A	62-72	L

**SEC TOURNAMENT**

M-7	Tennessee	A	85-94	L
-----	-----------	---	-------	---

**Key to Neutral Sites:** 1- Deland, Fla.; 2- Memphis, Tenn.; 3- Nashville, Tenn.

**1991-92**

**Record:** 11-17, 4-12 SEC  
**Head Coach:** Ed Murphy

N-25	Jackson State	H	69-55	W
N-29	SW Louisiana	A	87-96	L
N-30	Prarie View A&M	A	101-50	W
D-5	McNeese State	H	92-70	W
D-17	Arkansas State	A	62-64	L
D-19	Alcorn State	H	111-67	W
D-27	Pittsburgh	A	65-67	L
D-28	James Madison	A	67-75	L
J-4	Stetson	H	84-64	W
J-6	Oral Roberts	H	86-73	W
J-8	SE Louisiana	A	86-82	W
J-11	Miss. State	A	72-84	L
J-13	Auburn	H	83-96	L
J-18	#12 Arkansas	H	93-114	L
J-22	#15 Alabama	H	78-77	W
J-25	LSU	H	73-83	L
J-29	#14 Kentucky	A	78-96	L
F-1	Vanderbilt	H	84-72	W
F-5	South Carolina	A	76-61	W
F-9	Georgia	A	66-86	L
F-12	Florida (ot)	H	84-86	L
F-19	Tennessee	A	86-98	L
F-22	Miss. State	H	86-78	W
F-25	LSU	A	69-100	L
F-29	Auburn	A	84-110	L
M-4	#20 Alabama	H	83-84	L
M-7	#7 Arkansas	A	83-100	L

**SEC TOURNAMENT**

M-12	Georgia	A	66-85	L
------	---------	---	-------	---

**Key to Neutral Sites:** 1- Lafayette, La.; 2- Memphis, Tenn.; 3- New Orleans, La.; 4- Birmingham, Ala.

**ROB EVANS**  
86-81 (1993-98)

**1992-93**

**Record:** 10-18, 4-12 SEC  
**Head Coach:** Rob Evans

D-3	Houston Baptist	H	103-61	W
D-5	Oakland University	H	71-46	W
D-9	McNeese State	A	80-76	W
D-21	SW Louisiana	H	87-103	L
D-28	Southern Illinois	H	78-85	L
J-2	Georgia	H	61-75	L
J-4	Mary State	H	65-75	L
J-6	#13 Arkansas	A	78-90	L
J-9	Rice	H	79-89	L
J-13	South Carolina	A	73-88	L
J-16	Alabama	A	67-80	L
J-20	Miss. State	H	69-53	W
J-23	LSU	H	71-62	W
J-27	Rice	A	67-72	L
J-30	Tennessee	H	62-75	L
F-3	Auburn	H	74-85	L
F-6	Miss. State	A	56-53	W
F-8	SE Louisiana	H	71-61	W
F-10	#11 Vanderbilt	A	59-89	L
F-13	Oral Roberts	H	95-79	W
F-17	Florida	A	47-94	L
F-20	Alabama (ot)	H	83-82	W
F-24	Auburn	A	73-83	L
F-27	#15 Arkansas	H	63-85	L
M-3	#5 Kentucky	H	66-98	L
M-6	LSU	A	56-71	L

**SEC TOURNAMENT**

M-11	Florida	A	67-62	W
M-12	LSU	A	70-89	L

**Key to Neutral Sites:** 1- Lexington, Ky.

**1993-94**

**Record:** 14-13, 7-9 SEC  
**Head Coach:** Rob Evans

N-29	Abilene Christian	H	90-83	W
D-1	Loyola-New Orleans	H	81-49	W
D-4	Lamar	H	98-70	W
D-8	Southern Illinois	A	60-81	L
D-11	McNeese State	H	75-85	W
D-18	Southern Miss	H	78-74	W
D-22	Murray State	A	68-87	L
D-29	Brad			

F-11	Oral Roberts	H	89-53	W
F-15	LSU	H	102-90	W
F-18	#10 Arkansas	A	70-85	L
F-22	Tennessee	H	61-75	L
F-25	#16 Miss. State	H	42-46	L
M-1	#21 Alabama	A	50-69	L
M-4	Georgia	H	51-79	L

SEC TOURNAMENT

M-9 Florida.....2 59-63 L  
Key to Neutral Sites: 1- Biloxi, Miss.; 2- Atlanta, Ga.

**1995-96**

**Record:** 12-15, 6-10 SEC  
**Head Coach:** Rob Evans

N-27	Davidson (ot)	H	83-84	L
D-1	Colgate	1	51-53	L
D-2	East Tenn. St.	1	65-50	W
D-9	Lamar	A	81-86	L
D-16	Wichita State	A	59-72	L
D-19	Southern Miss (2ot)	H	113-107	W
D-21	Houston	A	76-67	W
D-28	Nicholls State	H	66-54	W
D-30	Prairie View A&M	H	96-51	W
J-3	#14 Georgia	A	38-74	L
J-6	#2 Kentucky	A	60-90	L
J-10	Arkansas	H	62-63	L
J-17	#21 Miss. State	A	47-53	L
J-20	Florida	H	55-59	L
J-24	#21 Auburn	H	82-69	W
J-27	Alabama	H	70-63	W
J-31	Tennessee	A	52-67	L
F-3	LSU	A	66-71	L
F-5	Houston Baptist	H	106-63	W
F-10	Vanderbilt	H	78-55	W
F-14	Arkansas	A	73-79	L
F-17	#25 Miss. State	H	71-64	W
F-21	Auburn	A	62-69	L
F-24	South Carolina	H	75-65	W
F-28	LSU	H	75-48	W
M-2	Alabama	A	63-67	L

SEC TOURNAMENT

M-7 Florida.....2 62-75 L  
Key to Neutral Sites: 1- Iowa City, Iowa; 2- New Orleans, La.

**1996-97**

**SEC WESTERN DIVISION CHAMPIONS**

**NCAA TOURNAMENT**

**Record:** 20-9, 11-5 SEC  
**Head Coach:** Rob Evans

N-23	Portland State	H	56-54	W
N-26	Prairie View A&M	H	71-43	W
D-2	Davidson	A	56-59	L
D-7	Houston	H	93-71	W
D-14	Wichita State	H	68-65	W
D-17	Stetson	H	78-50	W
D-20	Fla. International	H	74-64	W
D-27	Appalachian State	1	75-63	W
D-28	#14 New Mexico	A	64-75	L
D-31	Morgan State	H	91-57	W
J-2	#22 Arkansas	A	91-74	W
J-5	Georgia	H	73-66	W
J-8	Alabama	H	46-59	L
J-11	#3 Kentucky	H	73-69	W
J-15	Miss. State	A	64-75	L
J-18	Vanderbilt	A	64-67	L
J-22	Tennessee	H	70-48	W
J-25	South Carolina	A	63-86	L
J-29	Arkansas	H	71-52	W
F-1	Auburn	H	57-46	W
F-5	LSU	A	79-73	W
F-12	Alabama	A	54-57	L
F-19	Miss. State	H	84-61	W
F-23	Florida	A	67-65	W
F-26	LSU	H	74-68	W
M-1	Auburn	A	71-63	W

SEC TOURNAMENT

M-7 Vanderbilt.....2 64-62 W  
M-8 #6 Kentucky.....2 70-88 L

NCAA TOURNAMENT

M-14 Temple.....3 40-62 L  
Key to Neutral Sites: 1- Albuquerque, N.M.; 2- Memphis, Tenn.; 3- Kansas City, Mo.

**1997-98**

**SEC WESTERN DIVISION CHAMPIONS**

**NCAA TOURNAMENT**

**Record:** 22-7, 12-4 SEC  
**Head Coach:** Rob Evans

N-19	La. Tech	H	88-56	W
N-22	#18 Temple	H	87-74	W
N-24	Ark.-Pine Bluff	H	81-36	W
D-5	Long Island	1	102-99	W
D-6	Ball State	1	66-70	L
D-13	Wichita State	A	71-48	W
D-17	Belmont	H	100-59	W
D-20	Prairie View A&M	H	106-59	W
D-22	Louisville	A	74-70	W
D-30	Northwestern St.	H	99-52	W
J-3	#11 South Carolina	H	73-54	W
J-7	Florida	H	90-79	W
J-10	Alabama	A	74-63	W
J-17	Tennessee	A	67-77	L
J-21	LSU	H	80-58	W
J-24	Miss. State (2ot)	H	81-77	W
J-28	Georgia	A	68-70	L
J-31	Auburn	A	67-68	L
F-5	#14 Arkansas	A	87-100	L
F-7	Alabama	H	75-74	W
F-11	Vanderbilt	H	87-76	W
F-14	#7 Kentucky	A	73-64	W
F-18	LSU	A	83-57	W
F-21	Miss. State	A	82-78	W
F-25	#12 Arkansas	H	81-65	W
F-28	Auburn	H	74-67	W

SEC TOURNAMENT

M-6 Georgia.....2 72-67 W  
M-7 #15 South Carolina.....2 77-87 L

NCAA TOURNAMENT

M-13 Valparaiso.....3 69-70 L  
Key to Neutral Sites: 1- Muncie, Ind.; 2- Atlanta, Ga.; 3- Oklahoma City, Okla.

**ROD BARNES**

**141-109 (1999-2006)**

**1998-99**

**NCAA TOURNAMENT**

**Record:** 20-13, 8-8 SEC  
**Head Coach:** Rod Barnes

N-13	Alabama State	H	87-45	W
N-16	Belmont	H	91-42	W
N-18	#7 Temple	A	52-68	L
N-23	Alabama A&M	H	89-45	W
N-28	Austin Peay State	H	105-62	W
D-2	Northeast Louisiana	H	95-62	W
D-5	Louisville	H	88-69	W
D-7	West Alabama	H	101-68	W
D-12	Memphis (ot)	L	72-78	L
D-21	St. Joseph's	1	66-61	W
D-22	#23 Oklahoma	1	75-72	W
D-23	Ohio State	1	62-67	L
D-29	Prairie View A&M	H	111-50	W
J-2	Vanderbilt	A	64-79	L
J-6	Alabama	H	78-60	W
J-9	#18 Arkansas	A	76-65	W
J-13	#8 Auburn	H	59-74	L
J-16	#6 Kentucky	H	57-63	L
J-20	Miss. State	H	81-68	W
J-23	Georgia	H	85-76	W
J-27	South Carolina	A	66-67	L
J-30	#21 Arkansas	H	89-81	W
F-3	LSU	A	82-66	W
F-6	Florida	A	79-68	W
F-9	#3 Auburn	A	66-95	L
F-17	Tennessee	H	67-69	L
F-20	Miss. State	A	69-72	L
F-24	Alabama	A	74-78	L
F-27	LSU	H	79-57	W

SEC TOURNAMENT

M-4 South Carolina.....2 64-60 W  
M-5 #14 Kentucky.....2 73-83 L

NCAA TOURNAMENT

M-12 Villanova.....3 72-70 W  
M-14 #2 Michigan State.....3 66-74 L  
Key to Neutral Sites: 1- San Juan, Puerto Rico; 2- Atlanta, Ga.; 3- Milwaukee, Wis.

**1999-2000**

**NATIONAL INVITATION TOURNAMENT**

**Record:** 19-14, 5-11 SEC  
**Head Coach:** Rod Barnes

N-19	Jacksonville State	H	74-59	W
N-23	McNeese State	H	86-59	W
N-26	Furman	1	75-61	W
N-27	Oregon State	1	77-58	W
N-28	Wisconsin-Green Bay	1	57-53	W
D-1	Alabama State	A	77-65	W
D-4	Oklahoma	A	73-81	L
D-7	Va. Commonwealth	H	75-62	W
D-11	Memphis	H	74-64	W
D-15	Southeastern La.	H	77-46	W
D-19	Louisiana-Monroe	H	76-60	W
D-29	Prairie View A&M	H	98-74	W
J-2	Birmingham-So.	H	89-48	W
J-5	Arkansas	A	64-71	L
J-8	#6 Florida	H	71-75	L
J-12	Miss. State	H	59-61	L
J-15	#12 Tennessee	A	60-98	L
J-19	#18 Kentucky	A	69-74	L
J-22	#4 Auburn (ot)	H	79-77	W
J-29	Alabama	A	67-96	L
F-2	Arkansas	H	87-82	W
F-9	South Carolina	H	83-75	W
F-12	Georgia	A	65-71	L
F-16	#16 LSU	H	53-97	L
F-19	#12 Auburn	A	72-75	L
F-23	Miss. State	A	67-80	L
F-26	#24 Vanderbilt	H	75-67	W
M-1	Alabama	H	63-59	W
M-4	#12 LSU	A	60-64	L

SEC TOURNAMENT

M-9 #11 Florida.....2 67-89 L

NATIONAL INVITATION TOURNAMENT

M-15 UNC Charlotte.....H 62-45 W  
M-21 Southwest Mo. St.....H 70-48 W  
M-23 N.C. State.....A 54-77 L  
Key to Neutral Sites: 1- Greenville, S.C.; 2- Atlanta, Ga.

**2000-01**

**SEC WESTERN DIVISION CHAMPIONS**

**NCAA TOURNAMENT SWEET SIXTEEN**

**Record:** 27-8, 11-5 SEC  
**Head Coach:** Rod Barnes

N-18	Arkansas-Pine Bluff	H	98-47	W
N-22	Sam Houston State	H	71-65	W
N-25	Va. Commonwealth (ot)	A	88-84	W
N-28	Louisiana-Monroe	H	76-62	W
D-2	#14 Oklahoma	H	60-55	W
D-5	Kansas State	H	60-46	W
D-9	Memphis	A	64-56	W
D-13	SE Louisiana	H	58-46	W
D-18	Troy State	H	92-65	W
D-21	Southern Illinois	1	70-66	W
D-22	#13 Southern Cal (ot)	1	84-83	W
D-23	Iowa State	1	68-73	L
D-30	Morris Brown	H	94-59	W
J-6	Vanderbilt	A	81-68	W
J-10	Arkansas	A	53-48	W
J-13	Georgia	H	66-70	L
J-17	#15 Alabama	A	63-82	L
J-20	Kentucky	H	65-55	W
J-27	Miss. State	A	69-79	L
J-31	Arkansas	H	84-73	W
F-3	Auburn	A	74-70	W
F-7	LSU	H	50-33	W
F-10	#10 Tennessee	H	87-71	W
F-14	Miss. State	H	51-48	W
F-17	South Carolina	A	67-61	W
F-21	Florida	A	55-75	L
F-24	Auburn	H	64-62	W
F-28	LSU (ot)	A	77-78	L
M-3	#20 Alabama	H	105-71	W

SEC TOURNAMENT

M-9 Tennessee.....2 86-73 W  
M-10 #5 Florida.....2 74-69 W  
M-11 #15 Kentucky.....2 55-77 L

NCAA TOURNAMENT

M-16 Iona.....3 72-70 W  
M-18 #19 Notre Dame.....3 59-56 W  
M-23 #5 Arizona.....4 56-66 L  
Key to Neutral Sites: 1- Laie, Hawaii; 2- Nashville, Tenn.; 3- Kansas City, Mo.; 4- San Antonio, Texas

**2001-02**

**NCAA TOURNAMENT**

**Record:** 20-11, 9-7 SEC  
**Head Coach:** Rod Barnes

N-15	Bowling Green (ot)	1	78-82	L
N-17	Alaska Fairbanks	1	75-58	W
N-18	Wichita State	1	80-68	W
N-24	Kansas State	A	67-65	W
N-28	Morris Brown	H	92-45	W
D-1	George Mason	H	70-71	L
D-3	Louisiana-Monroe	H	78-43	W
D-7	#22 Memphis	H	71-67	W
D-16	Tennessee-Martin	2	83-72	W
D-21	IUPUI	3	77-70	W
D-22	UTEP	3	68-58	W
D-29	Arkansas-Pine Bluff	H	95-53	W
J-2	Lipscomb	H	75-49	W
J-6	Tennessee	A	76-82	L
J-9	Auburn	H	69-65	W
J-12	#22 Mississippi State	H	66-59	W
J-15	#12 Kentucky	A	64-87	L
J-19	Arkansas	A	70-64	W
J-23	Louisiana State	H	70-55	W
J-26	South Carolina	H	71-53	W
J-30	Vanderbilt	H	73-61	W
F-2	#16 Georgia	A	72-79	L
F-6	#5 Alabama	A	59-79	W
F-9	Arkansas	H	79-67	W
F-13	Auburn	A	62-65	L
F-16	#6 Florida	H	68-51	W
F-23	Miss. State	A	59-61	L
F-27	Louisiana State	A	56-59	L
M-3	#6 Alabama	H	84-56	W

SEC TOURNAMENT

M-7 South Carolina.....4 67-69 L

NCAA TOURNAMENT

M-15 UCLA.....5 58-80 L  
Key to Neutral Sites: 1- Fairbanks, Alaska; 2- Southaven, Miss.; 3- El Paso, Texas; 4- Atlanta, Ga.; 5- Pittsburgh, Pa.

**2002-03**

**SEC WESTERN DIVISION CHAMPIONS**

**NCAA TOURNAMENT SWEET SIXTEEN**

**Record:** 14-15, 4-12 SEC  
**Head Coach:** Rod Barnes

N-24	East Carolina	A	58-65	L
N-27	Alabama State	H	74-58	W
N-30	George Mason	A	56-49	W
D-4	Austin Peay	H	74-46	W
D-14	VCU	H	82-68	W
D-17	Louisiana-Monroe	H	80-57	W
D-19	Memphis	A	51-58	L
D-21	Nicholls State	H	63-52	W
D-23	Evansville	H	87-69	W
D-28	Arkansas-Pine Bluff	H	71-38	W
D-31	Samford	H	57-49	W
J-8	South Carolina	A	49-55	L
J-11	Tennessee	H	64-66	L
J-18	#23 LSU	A	67-57	W
J-21	#15 Alabama	H	76-57	W
J-25	Arkansas	H	73-54	W
J-29	#21 Miss. State	H	57-58	L
F-1	Vanderbilt	A	68-76	L
F-5	Auburn	A	71-77	L
F-8	#6 Kentucky	H	62-80	L
F-12	#4 Florida	A	55-74	L
F-15	#19 Miss. State (ot)	A	64-68	L
F-22	Auburn	H	75-80	L
F-26	#21 Georgia	H	82-89	L
M-2	Alabama	A	63-86	L
M-5	LSU	H	64-77	L
M-8	Arkansas	A	64-54	W

SEC TOURNAMENT

M-13 South Carolina.....1 62-56 W  
M-14 Miss. State.....1 64-73 L

NCAA TOURNAMENT

**Record:** 13-15, 5-11 SEC  
**Head Coach:** Rod Barnes

N-21	Arkansas State	H	69-74	L
N-25	Centenary	H	72-60	W
N-29	SE Louisiana	H	52-48	W
D-3	Florida State	A	60-66	L
D-6	Memphis	H	62-73	L
D-17				

D-28	Nicholls State.....H	79-46	W
D-30	Alabama State.....H	68-44	W
J-3	East Carolina.....H	65-49	W
J-7	#22 Miss. State.....H	54-61	L
J-10	Auburn.....A	53-80	L
J-17	Arkansas.....A	78-86	L
J-21	LSU.....H	53-49	W
J-24	Alabama.....H	71-60	W
J-28	#5 Kentucky.....A	61-71	L
J-31	#24 South Carolina.....H	79-68	W
F-4	Georgia.....A	51-64	L
F-7	#7 Miss. State.....A	56-80	L
F-14	Auburn.....H	72-68	W
F-18	Tennessee.....A	66-83	L
F-21	Florida.....H	66-81	L
F-25	Vanderbilt.....H	65-77	L
F-28	Alabama.....A	69-84	L
M-3	LSU.....A	45-58	L
M-6	Arkansas.....H	55-45	W

**SEC TOURNAMENT**

M-11	Vanderbilt.....1	50-70	L
------	------------------	-------	---

**Key to Neutral Sites:** 1- Atlanta, Ga.

**2004-05**

**Record:** 14-17, 4-12 SEC  
**Head Coach:** Rod Barnes

N-14	South Carolina State.....1	64-52	W
N-15	Air Force.....1	36-60	L
N-16	Illinois State.....1	52-70	L
N-19	Tennessee Tech.....H	91-68	W
D-1	Arkansas State.....A	68-70	L
D-4	Florida State.....H	64-69	L
D-11	Memphis.....A	65-53	W
D-13	Nicholls State.....H	87-55	L
D-15	Troy.....H	81-49	W
D-18	Louisiana-Monroe.....H	84-58	W
D-21	Tennessee-Martin.....2/H	92-64	W
D-29	VCU.....A	63-62	W
D-31	SE Louisiana.....H	64-48	W
J-5	Arkansas.....A	46-69	L
J-8	#18 Miss. State.....H	76-87	L
J-12	Georgia.....H	59-54	W
J-15	Auburn.....A	79-72	W
J-19	#8 Kentucky.....H	50-53	L
J-22	#22 Alabama.....H	58-66	L
J-26	LSU.....A	60-70	L
J-29	Vanderbilt.....A	51-73	L
F-2	Auburn.....H	70-55	W
F-5	Arkansas.....H	65-66	L
F-12	#17 Alabama.....A	45-71	L
F-16	Florida.....A	53-90	L
F-19	Tennessee.....H	60-58	W
F-26	Miss. State.....A	68-71	L
M-2	LSU.....H	53-58	L
M-6	South Carolina (ot).....A	70-76	L

**SEC TOURNAMENT**

M-10	South Carolina.....3	53-52	W
M-11	#20 Alabama.....3	52-69	L

**Key to Neutral Sites:** 1- Milwaukee, Wisc.; 2- Tupelo, Miss.; 3- Atlanta, Ga.

**2005-06**

**Record:** 14-16, 4-12 SEC  
**Head Coach:** Rod Barnes

N-18	Southern Utah.....1	69-62	W
N-19	New Mexico.....A	42-95	L
N-20	South Carolina State.....1	71-47	W
N-26	Centenary.....H	107-67	W
N-29	Louisiana-Monroe.....H	59-43	W
D-10	UIC (ot).....A	75-87	L
D-13	Saint Louis.....H	77-64	W
D-15	Nicholls State.....H	69-43	W
D-17	#5 Memphis.....H	49-72	L
D-19	Arkansas State.....H	85-78	W
D-21	SE Louisiana.....H	68-62	W
D-30	Alcorn State.....A	82-69	W
J-3	Western Carolina.....H	65-59	W
J-7	Alabama.....A	71-61	W
J-11	South Carolina.....H	68-63	W
J-14	Miss. State.....H	75-65	W
J-21	Georgia.....A	65-72	L
J-25	Arkansas.....A	58-71	L
J-28	LSU.....H	73-79	L
J-31	#8 Florida.....H	58-69	L
F-4	#13 Tennessee.....A	72-86	L
F-8	Auburn.....A	50-58	L
F-11	Alabama.....H	50-64	L

F-15	Arkansas.....H	73-70	W
F-18	Miss. State.....A	55-84	L
F-22	Kentucky.....A	40-80	L
F-25	Auburn.....H	54-58	L
M-1	Vanderbilt.....H	62-77	L
M-4	#21 LSU.....A	52-55	L

**SEC TOURNAMENT**

M-9	Kentucky.....2	57-71	L
-----	----------------	-------	---

**Key to Neutral Sites:** 1- Albuquerque, N.M.; 2- Nashville, Tenn.

**ANDY KENNEDY  
245-156 (2007-18)**

**2006-07  
SEC WESTERN DIVISION CHAMPIONS  
NATIONAL INVITATION TOURNAMENT**

**Record:** 21-13, 8-8 SEC

**Head Coach:** Andy Kennedy

N-10	Miss. Valley State.....H	72-49	W
N-14	Louisiana-Lafayette.....H	69-54	W
N-17	Fairfield.....1	70-67	W
N-18	Central Arkansas.....1	75-61	W
N-19	#21 Connecticut.....A	59-77	L
N-22	Tennessee Tech.....H	86-77	W
N-24	Nicholls.....H	100-80	W
N-30	New Orleans.....H	85-77	W
D-9	#16 Memphis.....A	70-82	L
D-12	Louisiana-Monroe.....H	87-53	W
D-16	South Alabama.....A	82-72	W
D-19	UIC.....H	77-64	W
D-22	Alabama A&M.....H	81-57	W
D-30	Saint Louis.....A	56-59	L
J-6	Kentucky.....H	58-68	L
J-10	Mississippi State.....A	67-77	L
J-13	Arkansas.....H	74-72	W
J-17	#16 LSU.....A	55-62	L
J-20	#1 Florida.....A	70-79	L
J-24	Tennessee.....H	83-69	W
J-27	Vanderbilt.....A	80-85	L
J-30	Mississippi State.....H	85-73	W
F-3	Auburn.....A	82-59	W
F-10	#18 Alabama.....H	75-69	W
F-14	LSU.....H	71-70	W
F-17	Arkansas.....A	66-83	L
F-21	Georgia.....H	67-49	W
F-24	South Carolina.....A	63-76	L
F-28	Alabama.....A	58-69	L
M-3	Auburn.....H	83-79	W

**SEC TOURNAMENT**

M-9	LSU.....2	80-60	W
M-10	#6 Florida.....2	59-80	L

**NATIONAL INVITATION TOURNAMENT**

M-14	Appalachian State.....H	73-59	W
M-19	Clemson.....A	68-89	L

**Key to Neutral Sites:** 1- Hartford, Ct.; 2- Atlanta

**2007-08**

**NIT - FINAL FOUR**

**Record:** 24-11, 7-9 SEC

**Head Coach:** Andy Kennedy

N-10	Miss. Valley State.....H	97-63	W
N-13	South Alabama.....H	81-78	W
N-16	Lamar.....H	108-70	W
N-24	Louisiana-Monroe.....H	94-70	W
N-27	Troy.....H	102-76	W
D-1	New Mexico.....H	85-77	W
D-8	UCF.....A	76-67	W
D-13	Winthrop.....1	76-71	W
D-20	DePaul.....2	69-63	W
D-21	La Salle.....2	84-77	W
D-22	#15 Clemson.....2	85-82	W
D-28	Southern Miss.....3	78-58	W
J-2	Alabama A&M.....H	86-50	W
J-9	#8 Tennessee.....A	83-85	L
J-12	LSU.....H	74-71	W
J-16	Florida.....H	89-87	W
J-19	Auburn.....A	77-80	L
J-26	Mississippi State.....A	68-88	L
J-30	#19 Vanderbilt.....H	74-58	W
F-2	South Carolina.....H	77-80	L
F-9	Arkansas.....A	69-75	L
F-11	Presbyterian.....H	66-55	W
F-13	Alabama.....A	67-76	L

F-16	Auburn.....H	78-90	L
F-20	Mississippi State.....H	74-63	W
F-23	LSU.....A	49-69	L
F-27	Kentucky.....A	54-58	L
M-1	Alabama.....H	91-88	W
M-4	Arkansas.....H	81-72	W
M-8	Georgia.....A	76-62	W

**SEC TOURNAMENT**

M-13	Georgia (ot).....4	95-97	L
------	--------------------	-------	---

**NATIONAL INVITATION TOURNAMENT**

M-19	UC Santa Barbara.....H	83-68	W
M-24	Nebraska (ot).....H	85-75	W
M-26	Virginia Tech.....A	81-72	W
4-1	Ohio State.....5	69-81	L

**Key to Neutral Sites:** 1- Jackson, Miss.; 2- San Juan, Puerto Rico; 3- Southaven, Miss.; 4- Atlanta, Ga.; 5- New York, N.Y.

**2008-09**

**Record:** 16-15, 7-9 SEC

**Head Coach:** Andy Kennedy

N-14	Arkansas State.....H	65-52	W
N-18	South Alabama.....H	89-71	W
N-21	Utah.....1	72-83	L
N-23	Marshall.....1	82-78	W
N-26	UCF.....H	78-46	W
N-29	Morgan State.....H	78-70	W
D-3	West Virginia.....H	78-80	L
D-6	New Orleans.....A	78-65	W
D-13	New Mexico.....A	70-103	L
D-15	Alabama State.....H	85-81	W
D-18	#9 Louisville.....2	68-77	L
D-22	Florida A&M.....H	86-63	W
D-30	Southern Miss.....3	59-78	L
J-3	Nicholls.....H	53-41	W
J-10	Florida.....A	68-78	L
J-14	Arkansas.....H	74-65	W
J-17	LSU.....H	51-83	L
J-21	Alabama.....A	73-76	L
J-24	South Carolina.....A	71-82	L
J-27	#24 Kentucky.....H	85-80	W
J-31	Mississippi State.....A	67-63	W
F-4	Auburn.....H	78-59	W
F-7	Vanderbilt.....A	61-71	L
F-14	LSU.....A	66-73	L
F-18	Tennessee.....H	81-65	W
F-21	Georgia.....H	69-47	W
F-25	Auburn.....A	64-77	L
F-28	Alabama.....H	69-90	L
M-4	Arkansas (ot).....A	98-91	W
M-7	Mississippi State.....H	80-82	L

**SEC TOURNAMENT**

M-12	Kentucky.....4	58-71	L
------	----------------	-------	---

**Key to Neutral Sites:** 1- Daytona Beach, Fla.; 2- Cincinnati, Ohio; 3- Biloxi, Miss.; 4- Tampa, Fla.

**2009-10**

**SEC WESTERN DIVISION CHAMPIONS  
NIT - FINAL FOUR**

**Record:** 24-11, 9-7 SEC

**Head Coach:** Andy Kennedy

N-13	UALR.....H	92-64	W
N-16	Alabama State.....H	90-53	W
N-19	Indiana.....1	89-71	W
N-20	Kansas State.....1	86-74	W
N-22	#5 Villanova.....1	67-79	L
N-29	Tex. A&M-Corpus Christi.....H	73-58	W
D-2	Arkansas State.....A	79-57	W
D-5	Southern Miss.....H	81-79	W
D-12	McNeese State.....H	83-67	W
D-16	UTEP (ot).....2	91-81	W
D-19	Centenary.....H	108-64	W
D-23	#6 West Virginia.....A	66-76	L
D-29	Jacksonville State.....H	90-75	W
J-5	UCF.....H	84-56	W
J-9	Mississippi State.....H	75-80	L
J-13	Georgia.....A	80-76	L
J-16	#9 Tennessee (ot).....A	69-71	L
J-20	South Carolina.....H	66-57	W
J-23	LSU.....A	73-63	W
J-28	Auburn.....A	84-74	W
J-31	Arkansas.....H	73-80	L
F-2	#3 Kentucky.....A	75-85	L
F-6	Alabama.....H	74-67	W
F-11	Mississippi State.....A	63-71	L
F-18	#17 Vanderbilt.....H	78-82	L

F-20	Florida.....H	61-64	L
F-24	Auburn.....H	85-75	W
F-27	Alabama.....A	76-73	W
M-4	LSU.....H	72-59	W
M-6	Arkansas.....A	68-66	W

**SEC TOURNAMENT**

M-12	#13 Tennessee.....3	65-76	L
------	---------------------	-------	---

**NATIONAL INVITATION TOURNAMENT**

M-17	Troy.....H	84-65	W
M-19	Memphis.....H	90-81	W
M-23	Texas Tech (2ot).....H	90-87	W
M-30	Dayton.....4	63-68	L

**Key to Neutral Sites:** 1- San Juan, Puerto Rico; 2- Southaven, Miss.; 3- Nashville, Tenn.; 4- New York, N.Y.

**2010-11**

**NATIONAL INVITATION TOURNAMENT**

**Record:** 20-14, 7-9 SEC

**Head Coach:** Andy Kennedy

N-12	Arkansas State.....H	68-60	W
N-17	Murray State.....H	77-61	W
N-20	Dayton (ot).....H	71-78	L
N-26	Penn State.....H	84-71	W
N-30	Miami (Fla.).....A	73-86	L
D-4	Southern Miss.....H	86-81	W
D-11	UALR.....A	84-70	W
D-13	Mississippi Valley St.....H	101-69	W
D-18	ETSU.....H	71-50	W
D-22	Texas State.....1	83-72	W
D-23	Colorado State.....1	61-68	L
D-24	Saint Louis.....1	69-61	W
D-30	Alcorn State.....H	100-62	W
J-2	Southeastern La.....H	68-59	W
J-5	SMU.....A	75-57	W
J-8	Florida.....A	71-77	L
J-13	Mississippi State.....H	64-69	L
J-15	#24 Georgia.....H	76-98	L
J-19	Vanderbilt.....A	74-84	L
J-22	LSU.....A	78-51	W
J-29	Tennessee.....H	57-74	L
F-1	#10 Kentucky.....H	71-69	W
F-5	Arkansas.....A	69-60	W
F-9	LSU.....H	66-60	W
F-12	Alabama.....A	64-74	L
F-16	Auburn.....H	90-59	W
F-19	Mississippi State.....A	58-71	L
F-22	South Carolina.....A	73-79	L
F-26	Alabama.....H	68-63	W
M-2	Auburn.....A	73-76	L
M-5	Arkansas.....H	84-74	

## RECORDS

F-9	#18 Mississippi State	A	60-70	L
F-11	Auburn	H	61-54	W
F-16	Vanderbilt	H	76-102	L
F-18	#1 Kentucky	A	62-77	L
F-22	Tennessee	A	60-73	L
F-25	LSU	H	72-48	W
F-28	Arkansas	A	77-75	W
M-3	Alabama	H	60-51	W

SEC TOURNAMENT

M-8	Auburn	3	68-54	W
M-9	Tennessee (ot)	3	77-72	W
M-10	Vanderbilt	3	53-65	L

NATIONAL INVITATION TOURNAMENT

M-14	Illinois State (ot)	H	93-96	L
------	---------------------	---	-------	---

**Key to Neutral Sites:** 1- St. Thomas, U.S. Virgin Islands; 2- Southaven, Miss.; 3- New Orleans, La.

**2012-13**  
**SEC TOURNAMENT CHAMPIONS**  
**NCAA TOURNAMENT THIRD ROUND**

**Record:** 27-9, 12-6 SEC  
**Head Coach:** Andy Kennedy

N-9	Mississippi Valley State	H	93-57	W
N-13	Coastal Carolina	H	90-72	W
N-16	UALR	H	92-52	W
N-20	McNeese State	H	76-50	W
N-23	Lipscomb	H	91-45	W
D-1	%Rutgers	H	80-67	W
D-8	Middle Tennessee	A	62-65	L
D-14	ETSU	H	77-55	W
D-19	Loyola Marymount	A	73-70	W
D-22	Indiana State (ot)	1	85-87	L
D-23	San Francisco	3	85-78	W
D-25	Hawaii	1	81-66	W
J-4	Fordham	H	95-68	W
J-9	Tennessee	A	92-74	W
J-12	#10 Missouri	H	64-49	W
J-15	Vanderbilt (ot)	A	89-79	W
J-19	Arkansas	H	76-64	W
J-24	Tennessee	H	62-56	W
J-26	Auburn	A	63-61	W
J-29	Kentucky	H	74-87	L
F-2	#4 Florida	A	64-78	L
F-6	Mississippi State	H	93-75	W
F-9	#21 Missouri	A	79-98	L
F-13	Texas A&M	A	67-69	L
F-16	Georgia (ot)	H	84-74	W
F-20	South Carolina	A	62-63	L
F-23	Auburn	H	88-55	W
F-27	Texas A&M	H	82-73	W
M-2	Mississippi State	A	67-73	L
M-5	Alabama	H	87-83	W
M-9	LSU	A	81-67	W

SEC TOURNAMENT

M-15	Missouri	2	64-62	W
M-16	Vanderbilt	2	64-52	W
M-17	#13 Florida	2	66-63	W

NCAA TOURNAMENT

M-22	#18 Wisconsin	3	57-46	W
M-24	LaSalle	3	74-76	L

**Key to Neutral Sites:** 1- Honolulu, Hawaii; 2- Nashville, Tenn.; 3- Kansas City, Mo.  
% = SEC/Big East Challenge

**2013-14**  
**Record:** 19-14, 9-9 SEC  
**Head Coach:** Andy Kennedy

N-8	Troy	H	69-54	W
N-16	Coastal Carolina	A	72-70	W
N-22	Mississippi Valley State	H	111-82	W
N-26	North Carolina A&T	H	84-50	W
N-29	Georgia Tech	1	77-67	W
N-30	Penn State	1	79-76	W
D-5	%Kansas State	A	58-61	L
D-8	Oregon (ot)	H	105-115	L
D-14	Middle Tennessee	H	72-63	W
D-18	Louisiana-Monroe	H	75-62	W
D-22	Mercer	H	76-79	L
D-30	Western Kentucky	A	79-74	W
J-4	Dayton (ot)	H	80-83	L
J-9	Auburn	H	65-62	W
J-11	Mississippi State	A	72-76	L
J-15	LSU (ot)	H	88-74	W
J-18	South Carolina	A	75-74	W

J-22	Vanderbilt	A	63-52	W
J-25	Mississippi State	H	82-63	W
J-29	Tennessee	A	70-86	L
F-1	South Carolina	H	75-71	W
F-4	Kentucky	A	64-80	L
F-8	Missouri	H	91-88	W
F-11	Alabama	A	64-67	L
F-15	Georgia	A	60-61	L
F-18	Kentucky	H	70-84	L
F-22	Florida	H	71-75	L
F-26	Alabama	H	79-67	W
M-1	Texas A&M	A	60-71	L
M-5	Arkansas	A	80-110	L
M-8	Vanderbilt	H	65-62	W

SEC TOURNAMENT

M-13	Mississippi State	2	78-66	W
M-14	Georgia	2	73-75	L

**Key to Neutral Sites:** 1- Brooklyn, N.Y.; 2- Atlanta, Ga.  
% = SEC/Big 12 Challenge

**2014-15**  
**NCAA TOURNAMENT SECOND ROUND**

**Record:** 21-13, 11-7 SEC  
**Head Coach:** Andy Kennedy

N-14	Charleston Southern	H	66-65	L
N-17	Troy	A	74-64	W
N-20	Southern	H	69-38	W
N-23	Northern Arizona	H	80-74	W
N-28	#23 Creighton	1	75-68	W
N-29	Cincinnati	1	66-54	W
D-4	%TCU	H	54-66	L
D-7	Oregon (ot)	A	79-73	W
D-13	Western Kentucky	H	74-81	L
D-18	Coastal Carolina	H	71-68	W
D-22	Southeast Missouri	2	82-51	W
D-30	Dayton	A	74-78	L
J-3	Austin Peay	H	92-63	W
J-6	#1 Kentucky (ot)	A	86-89	L
J-10	South Carolina	H	65-49	W
J-14	LSU	H	71-75	L
J-17	#19 Arkansas	A	82-96	W
J-20	Georgia	A	64-69	L
J-24	Florida	H	72-71	W
J-28	Mississippi State	H	79-73	W
J-31	Missouri	A	67-47	W
F-4	Texas A&M	H	69-59	W
F-7	Auburn	A	86-79	W
F-12	Florida	A	62-61	L
F-14	Arkansas	H	70-71	L
F-19	Mississippi State	A	71-65	W
F-21	Tennessee	H	59-57	W
F-25	Georgia	H	72-76	L
F-28	LSU	A	63-73	L
M-3	Alabama	A	82-74	W
M-7	Vanderbilt	H	77-86	L

SEC TOURNAMENT

M-12	South Carolina	3	60-58	L
------	----------------	---	-------	---

NCAA TOURNAMENT

M-17	BYU	4	94-90	W
M-19	Xavier	5	76-57	L

**Key to Neutral Sites:** 1- Destin, Fla.; 2- Southaven, Miss.; 3- Nashville, Tenn.; 4- Dayton, Ohio; 5- Jacksonville, Fla.

**2015-16**  
**Record:** 20-12, 10-8 SEC  
**Head Coach:** Andy Kennedy

N-13	Northwestern State	H	90-76	W
N-16	Georgia Southern	H	82-72	W
N-19	George Mason	1	62-68	L
N-20	Towson	1	76-60	W
N-22	Seton Hall	1	63-75	L
N-25	Georgia State	H	68-59	W
N-28	Bradley	A	67-54	W
D-5	Massachusetts	A	74-64	W
D-12	Southeastern Missouri	H	75-64	W
D-15	Louisiana Tech	H	99-80	W
D-18	Memphis	A	85-79	W
D-22	Troy (ot)	H	83-80	W
J-2	#11 Kentucky	A	61-83	L
J-7	Alabama	H	74-66	W
J-9	Georgia	H	72-71	W
J-13	LSU	A	81-90	L
J-16	Florida	H	71-80	L

J-19	#18 South Carolina (ot)	H	74-77	L
J-23	Mississippi State	A	77-83	L
J-27	Auburn	H	80-63	W
J-30	%Kansas State	H	64-69	L
F-3	Missouri	A	76-73	W
F-6	Vanderbilt	H	85-78	W
F-9	Florida	A	72-77	L
F-13	Arkansas	H	76-60	W
F-16	#24 Texas A&M	A	56-71	L
F-20	Auburn	A	69-59	W
F-23	Missouri	H	85-76	W
F-27	Georgia	A	66-80	L
M-2	Mississippi State	H	86-78	W
M-5	Tennessee	A	83-60	W

SEC TOURNAMENT

M-10	Alabama	2	73-81	L
------	---------	---	-------	---

**Key to Neutral Sites:** 1- Charleston, S.C.; 2- Atlanta, Ga.  
% = SEC/Big 12 Challenge

**2016-17**  
**NATIONAL INVITATION TOURNAMENT**

**Record:** 22-14, 10-8 SEC  
**Head Coach:** Andy Kennedy

N-11	UT Martin	H	86-83	W
N-14	UMass	H	90-88	W
N-18	Oral Roberts (ot)	1	95-88	W
N-20	Saint Joseph's	1	81-68	W
N-21	#12 Creighton	1	77-86	L
N-24	Montana	H	86-81	W
N-30	Middle Tennessee	H	62-77	L
D-3	Memphis	H	85-77	W
D-11	Virginia Tech	A	75-80	L
D-15	Murray State	H	78-73	W
D-19	Bradley	H	66-49	W
D-22	South Alabama	H	92-58	W
D-29	#8 Kentucky	H	76-99	L
J-3	#24 Florida	A	63-70	L
J-7	Auburn	H	88-85	W
J-11	Georgia	H	47-69	L
J-14	South Carolina	A	56-67	L
J-17	Tennessee	H	80-69	W
J-21	Missouri	A	75-71	W
J-25	Texas A&M	H	76-80	L
J-28	% #5 Baylor	H	75-78	L
J-31	Mississippi State	H	88-61	W
F-4	Vanderbilt	A	81-74	W
F-8	Tennessee	A	66-75	L
F-11	Auburn	H	90-84	W
F-14	LSU	H	96-76	W
F-18	Arkansas	A	80-98	L
F-21	Mississippi State (ot)	A	87-82	W
F-25	Missouri	H	80-77	W
M-1	Alabama	A	55-70	L
M-4	South Carolina	H	75-70	W

SEC TOURNAMENT

M-9	Missouri	2	86-74	W
M-10	Arkansas	2	72-73	L

NIT TOURNAMENT

M-14	Monmouth	A	91-83	W
M-18	Syracuse	A	85-80	W
M-21	Georgia Tech	H	66-74	L

**Key to Neutral Sites:** 1- U.S. Virgin Islands; 2- Nashville, Tenn.  
% = SEC/Big 12 Challenge

**2017-18**  
**Record:** 12-20, 5-13 SEC  
**Head Coach:** Andy Kennedy

N-10	Louisiana	H	94-76	W
N-13	Eastern Kentucky	H	85-75	W
N-17	Georgia State	H	77-72	W
N-20	Utah	1	74-83	L
N-22	Rice	1	79-62	W
N-28	South Dakota State (ot)	H	97-99	L
D-2	Virginia Tech (ot)	H	80-83	L
D-9	Middle Tennessee	A	58-77	L
D-13	Sam Houston State	H	82-69	W
D-16	Illinois State (ot)	H	97-101	L
D-19	Texas A&M-Corpus Christi	H	85-63	W
D-22	Bradley	H	82-59	W
D-31	South Carolina	H	74-69	W
J-3	Georgia	A	60-71	L
J-6	Mississippi State	H	64-58	W
J-9	#22 Auburn	A	70-85	L
J-13	Florida	H	78-72	W
J-16	Texas A&M	A	69-71	L

J-20	Arkansas	A	93-97	L
J-23	Alabama	H	78-66	W
J-27	%Texas	A	72-85	L
J-30	#11 Auburn	H	70-79	L
F-3	#18 Tennessee	A	61-94	L
F-6	Missouri	H	69-75	L
F-10	LSU	A	66-82	L
F-13	Arkansas	H	64-75	L
F-17	Mississippi State	A	62-79	L
F-20	Missouri (ot)	A	90-87	W*
F-24	#19 Tennessee	H	65-73	L*
F-28	#23 Kentucky	A	78-96	L*
M-3	Vanderbilt	H	69-82	L*

SEC TOURNAMENT

M-7	South Carolina	2	84-85	L*
-----	----------------	---	-------	----

**Key to Neutral Sites:** 1- Las Vegas; 2- St. Louis, Mo.  
% = SEC/Big 12 Challenge  
\*Tony Madlock served as interim head coach

**KERMIT DAVIS**  
**20-13 (2019-Present)**

**2018-19**  
**NCAA TOURNAMENT FIRST ROUND**

**Record:** 20-13, 10-8 SEC  
**Head Coach:** Kermit Davis

N-10	Western Michigan	H	90-64	W
N-16	Butler	A	76-83	L
N-20	Nicholls	H	75-55	W
N-23	Baylor	1	78-70	W
N-24	Cincinnati	1	57-71	L
N-28	San Diego	H	93-86	W
D-1	Louisiana-Monroe	H	83-60	W
D-8	Illinois State	A	81-74	W
D-12	Southeastern Louisiana	2	69-47	W
D-16	Chattanooga	H	90-70	W
D-21	Middle Tennessee	3	74-56	W
D-29	Florida Gulf Coast	H	87-57	W
J-5	Vanderbilt	A	81-71	W
J-9	#10 Auburn	H	82-67	W
J-12	#14 Mississippi State	A	81-77	W
J-15	LSU	H	69-83	L
J-19	Arkansas	H	84-67	W
J-22	Alabama	A	53-74	L
J-26	%#24 Iowa State	H	73-87	L
J-30	Florida (ot)	A	86-90	L
F-2	#21 Mississippi State	H	75-81	L
F-6	Texas A&M	H	75-71	W
F-9	Georgia	A	80-64	W
F-13	Auburn	A	60-55	W
F-16	Missouri	H	75-65	W
F-19	South Carolina	A	64-79	L

J-11	Arkansas.....H	72-76	L
J-14	Florida.....A	55-71	L
J-18	LSU.....H	76-80	L
J-21	Tennessee.....A	48-73	L
J-25	Georgia.....A	70-60	W
J-28	#16 Auburn (2ot).....H	82-83	L
F-1	#22 LSU.....A	63-73	L
F-5	South Carolina.....H	84-70	W
F-8	Florida.....H	68-51	W
F-11	Mississippi State.....H	83-58	W
F-15	#12 Kentucky.....A	62-67	L
F-18	Missouri.....A	68-71	L
F-22	Alabama.....H	78-103	L
F-25	#15 Auburn.....A	58-67	L
F-29	Vanderbilt.....H	86-60	W
M-4	Missouri.....H	75-67	W
M-7	Mississippi State.....A	44-69	L

SEC TOURNAMENT

M-11	Georgia.....3	63-81	L
------	---------------	-------	---

Key to Neutral Sites: 1- Brooklyn, N.Y.; 2- Jackson, Miss.; 3- Nashville, Tenn.



# ZOOM BREAK 2

Speed, Power and Control for  
Every Type of Player.







The centerpiece of the Forward Together campaign is the state-of-the-art \$96.5-million Pavilion at Ole Miss. On July 31, 2014, ground was broken on the 225,000-square foot arena that officially opened its doors on January 7, 2016 with the Rebel men's basketball team's victory over Alabama.

Designed by AECOM and built by BL Harbert, The Pavilion boasts a capacity of 9,500 fans and includes a number of first-class amenities, including courtside and baseline seating for students, three premium club areas for fans and more than 1,700 premium seats all within an intimate seating bowl. The men's and women's locker rooms measure almost 1,500 square feet, while the facility also houses two visiting team locker rooms, officials' locker rooms, a volleyball locker room and green room space.

Ole Miss worked with Daktronics to design, manufacture and install what was the largest center-hung video display board in college sports at the time with nearly 2,400 square feet of LED. The center-hung configuration consists of 13 video displays for a total of more than 3.6 million LEDs. It includes four main video displays, two undermount video displays, four corner displays and three 360-degree rings.

## THE PAVILION AT OLE MISS

**CAPACITY:** 9,500

**OPENED:** JANUARY 7, 2016

**COURT:** CRADDOCK COURT

**OLE MISS' OVERALL RECORD IN FACILITY:** 53-26 (.671 WIN PCT. - 5 SEASONS)

(SEE PAGES 132 FOR PAVILION RECORDS)

On January 28, 2017, the hardwood that the Rebels play on was officially named Craddock Court. Due to the generosity of Ben and David Craddock, the floor was named in honor of the entire Craddock family.

The main entrance and north lobby of The Pavilion features the C Spire Speedzone, an interactive lounge through partnership with C Spire that also includes Steak 'n Shake, Raising Cane's, Rebel Shop by Fanatics and a ticket office. The C Spire Speedzone offers a lightning fast, 1 gigabit-per-second, fiber optic-enabled Wi-Fi network as well as social media digital displays, power port enabled charging stations and a kiosk to purchase mobile devices and accessories.

The Pavilion also includes a five-story parking garage with 800 spaces that services the entire campus community.

The placement of The Pavilion allows Ole Miss to further enhance its athletics complex - better connecting athletics to the heart of the best campus in higher education. This centralized location creates an impressive "front door" for Rebel Athletics and a destination point not only on a gameday but every day of the week.

The Pavilion at Ole Miss is the crown jewel of the Forward Together Campaign, which surpassed its original goal of \$150 million in just more than four years. Other components of the campaign included the north end zone expansion and suite renovations at Vaught-Hemingway Stadium, renovation of the Gillom Center, FedEx Academic Support Center and Starnes Athletic Training Center, as well as other future projects.

Ole Miss Basketball's chances of becoming a prominent program in the national hoops landscape took a big jump when Ole Miss announced plans in January 2008 to raise funds for the construction of a multi-million dollar practice facility for use by the men's and women's teams.

After two years, the sparkling new \$13 million, 51,000-square-foot facility opened in January 2010.

In November 2014, the facility was named the Tuohy Basketball Center in honor of former Rebel hoops great Sean Tuohy and his family for their contributions to Ole Miss.

"Thanks so much to Sean and Leigh Anne Tuohy for their great gift to create one of the best practice facilities in all of college basketball," said head coach Kermit Davis, who was amazed at the first class facility when he arrived as the Rebels' new head coach on March 15, 2018.

The facility includes four distinct spaces - public, staff (coaches), team and individual practice courts for both men's and women's teams.

Spaces for the public include an attractive main rotunda/lobby to receive visitors and a multimedia/entertainment meeting room that can be used for press conferences as well as for video presentations and team functions.

The staff/coaches spaces are adjacent to the rotunda/lobby, where receptionists direct visitors to their destinations. A separate entrance for coaches is provided. Coaches' offices, a conference room, a copy center, and staff locker and dressing facilities complete the suites. The head coaches' offices provide direct access to and view of their respective practice courts.

The team spaces are specialized with shared weight



**TUOHY BASKETBALL CENTER FILE**

**OPENED:** JANUARY 2010

**TOTAL COST:** AROUND \$13 MILLION

**SQUARE FOOTAGE:** 51,000

**LOCATION:** CORNER OF CHUCKY MULLINS DRIVE AND HILL DRIVE

and training rooms, and separate men's and women's film rooms, including computer terminals and video access. Separate team lounges also include computer access, game area and a kitchenette. Finally, there are spacious locker and dressing facilities, with a central

laundry, video editing rooms, small guest viewing space of the courts, storage and equipment storage.

Individual practice courts for the men's and women's teams eliminate the scheduling conflicts that occur regularly when both teams are sharing one court for all practices and games. Practice courts for each team allow both the men and women to maximize their practice time and achieve their full potential as players. Additional space was included to provide for individual practice of three-point shooting without interrupting others practicing.

Yates Construction was awarded the contract to build the Tuohy Basketball Center on the Ole Miss campus.

"We really appreciate the commitment that Bill Yates and his company have made to Ole Miss Athletics," said former Ole Miss Athletics Director Pete Boone.

The design team included Mills & Mills Architects, PC (Architect), CGM Group (Mechanical), The Power Source (Electrical), Williams Engineering (Site) and Springer Engineering (Structural).

The facility is located on the corner of Chucky Mullins Drive and Hill Drive, across from the Gillom Sports Center, and within sight of The Pavilion at Ole Miss. With its red brick and white columns matching the campus architecture, the structure is a cornerstone in the impressive complex of athletics facilities on the southwest corner of campus.



**Entry Way**



**Practice Court**



**Team Meeting Room**



**Weight Room**

## FEDEX STUDENT-ATHLETE SUCCESS CENTER

Since May 2007, Ole Miss student-athletes have benefitted tremendously from their first-class on-campus learning environment - the FedEx Student-Athlete Success Center.

FedEx Corporation announced on April 14, 2005, a \$2.5 million gift over five years to the University of Mississippi to create such an elite academic support center for student-athletes.

The center provides state-of-the-art computer facilities and space for study halls and tutoring for men and women student-athletes, as well as additional classrooms for all students.

"FedEx has always been a strong supporter of educational initiatives at all levels," said Mike Glenn, executive vice president of marketing development and corporate communications. "This contribution to the University of Mississippi is an extension of our commitment to helping improve the academic resources available to students, and student-athletes in particular."

Glenn said FedEx and Ole Miss are committed to

providing a strong academic foundation to enable students to reach their full potential.

The money was used to renovate a portion of the Starnes Athletic Center—which formerly housed football locker rooms, a weight room and training facilities—next to Vaught-Hemingway Stadium on All-American Drive. The 22,500-square-foot building now houses the Office of Student-Athlete Academic Support, including offices, conference rooms, 20 large and small group tutoring rooms, a large study area, a multi-media classroom, computer lab and 150-seat high-tech auditorium. The project was completed in May 2007 with an approximate cost of \$5 million.

In accepting the FedEx gift, university officials said the new center provides an important link in the university's goal to compete at the highest level in every aspect of its intercollegiate programs.

"American public universities are the best in the world largely because of the generosity of American corporations," said then-UM Chancellor Robert Khayat.

"FedEx sets the standard for philanthropy by which others are measured. In this case, Ole Miss student-athletes are the primary beneficiaries, but all our students will benefit and, as a result, our entire state benefits."

In addition to this gift to the University, FedEx supports several endowed scholarship programs, the Whitten Chair in Law, the Lott Leadership Institute, the William Winter Institute for Racial Reconciliation and William Faulkner's historic home, Rowan Oak.

Every aspect of Ole Miss athletics is geared toward the success of its student-athletes. The Michael S. Starnes Athletic Training Center provides a valuable role in the development and display of that success.



## STARNES ATHLETIC TRAINING CENTER

The multi-purpose Starnes Center has undergone many transformations through the years. It houses a sizeable memorabilia collection and multi-purpose uses for athletic training and equipment.

Formerly the Doc Knight Field House, the Training Center stands just north of Vaught-Hemingway Stadium and within walking distance of the Manning Center, Swayze Field and the main athletics office complex.

The training room has been used by several sports. There are four offices for the athletic training staff, room for at least 13 treatment tables, six taping stations and countless rehabilitation equipment. It also contains a wet room with a whirlpool that help make up an environment for top-notch care and injury prevention for Rebel athletes.

The facility extends to the east into a similar structure which holds a massive weight room, a lobby, a conference room and offices. Connected to the west end is the FedEx Student-Athlete Success Center, a state-of-the-

art complex opened in May 2007.

Starnes, the building's benefactor, donated \$1 million toward the facility as part of an extensive \$2.5 million renovation in 1995. A 1968 Ole Miss graduate, Starnes is president of Tennessee California Express, Inc., a transportation company.

Much of the history and the many accolades of Rebel athletics are displayed in two rooms on the second floor of the Starnes Center that make up Hollingsworth-Manning Hall.

The larger room is divided into four zones, with the North Wing reserved to honor the nine Ole Miss Rebels in the College Football Hall of Fame. The East Wing spotlights the 58 Ole Miss first team All-Americans as well as Hall of Fame Coach John Vaught and the legacy of Chucky Mullins. The West Wing is reserved for baseball, track, tennis and golf All-Americans as well as Bruiser Kinard, the only player in Ole Miss history inducted into both the College and Professional Football Hall of Fame. The South

Zone honors Ole Miss All-Americans in men's and women's basketball as well as C. M. "Tad" Smith, who played and coached at Ole Miss and also served as Athletics Director.

The smaller room of Hollingsworth-Manning Hall is devoted entirely to an impressive memorabilia collection from the family of Ole Miss legend Archie Manning, which includes items of all three sons, Cooper, Peyton and Eli. The focal points of the exhibit are Super Bowl MVP photos of both Peyton and Eli hoisting the Lombardi Trophy.

Dr. Jerry Hollingsworth, an Ole Miss alumnus and general practitioner in Ft. Walton Beach, Florida, joined forces with former Rebel quarterback Archie Manning to establish the recruitment/memorabilia center. It is faithfully maintained and updated by Langston Rogers, Special Assistant to the Athletics Director for History.



## OXFORD-UNIVERSITY STADIUM/SWAYZE FIELD



Ole Miss boasts one of the nation's premier college baseball venues. Mike Bianco's Rebels have annually ranked among the top five in college baseball attendance, while hosting nine NCAA Regionals and three Super Regionals.

## THE PAVILION AT OLE MISS



Home to the Ole Miss men's and women's basketball teams, The Pavilion at Ole Miss opened in January 2016 and is a 9,500 seat, state-of-the-art facility nestled next to Vaught-Hemingway Stadium.

## OLE MISS TRACK & FIELD COMPLEX



Sparkling \$7.2 million renovation with top-of-the-line Beynon Sports Surface completed in September 2016.

## OLE MISS SOFTBALL COMPLEX



Ole Miss' impressive softball field and hitting facility played host to NCAA Regionals in 2017 and 2019.

## TUOHY CENTER



Opened in 2010, this \$13 million, 51,000-sq.-ft. facility includes team rooms, offices and two practice courts.

## GILLOM CENTER



A massive 2017 renovation makes this women's sports complex, including new volleyball court, an elite training facility.

## OLE MISS SOCCER STADIUM




Known for its immaculately kept pitch, Ole Miss soccer boasts a beautiful facility adjacent to the Gillom Center.

## PALMER-SALLOUM TENNIS CENTER



Dramatic enhancements were made in 2012 to what was already one of the nation's top tennis facilities.

## OLE MISS GOLF COURSE



The Rebel golf teams enjoy a recently renovated short-game facility adjacent to the Whitten Golf Center.

## OLE MISS RIFLE RANGE



The Patricia C. Lamar National Guard Readiness Center is easily one of the top college rifle facilities in the nation.

## WILLIAM F. GALTNEY INDOOR TENNIS CENTER



The Indoor Tennis Center pairs with the Palmer-Salloum Center to give Ole Miss some of the best facilities in college tennis.

## HEALTH AND SPORTS PERFORMANCE

Ole Miss launched the unique and comprehensive Health and Sports Performance program in July 2012, which takes a holistic approach to providing optimal health care for the demands of elite student-athletes. Through a complete collaboration between all services provided in the Health and Sports Performance model, Ole Miss is ensured not only healthy student-athletes, but ones that can achieve peak performance. These services include strength and conditioning, athletic training, team physicians, physical therapy, massage therapy, sports psychologist and sports nutrition.

“Our team of Health and Sports Performance professionals strive to provide quality health and sports performance services based on the latest in health and strength training research,” said Shannon Singletary, Senior Associate A.D. for Health and Sports Performance. “By doing this we hope to not only provide our student-athletes with a better chance of winning on the field but also give them an opportunity to lead a healthy lifestyle.”

Ole Miss Health and Sports Performance has strong working relationships with student health services, local physicians and Baptist Memorial Hospital-North Mississippi, which is located just miles from the Oxford campus. The department also taps into its own University of Mississippi Medical Center in Jackson for world-class treatment from multiple specialties including orthopedics, neurology and cardiology.

The Rebels enjoy a partnership with a team of orthopedic surgeons that includes: Daniel Boyd, M.D.; Kure Luber, M.D. and Cooper Terry, M.D., from Oxford Orthopedic and Sports Medicine, as well as William Geissler, M.D. and Bob McGuire, M.D., from the University of Mississippi Medical Center.

Jeff Dennis, M.D., also provides primary care services as a part of the Internal Medicine Associates of Oxford.

Ole Miss’ athletic trainers begin treatment and rehabilitation as early as 6 a.m. and are available until the last student-athlete is finished with practice or competition. There are currently six athletic training facilities on campus with the two main athletic training rooms

located in the Starnes Athletic Training Center and the Manning Center. In addition, there are four satellite athletic training rooms located in The Pavilion at Ole Miss, Tuohy Basketball Center, Gillom Sports Center and Oxford-University Stadium/Swayze Field.



**Andrew Beyke**  
Asst. Athletic Trainer

The main athletic training rooms are stocked with equipment such as digital x-ray systems, stationary bikes, laser therapy equipment, therapeutic modalities, underwater treadmills and Biodex testing equipment. Each component is strategically designed to not only give the student-athletes the best care but also aid in returning them to competition as quickly and safely as possible.



## REBEL STRENGTH AND CONDITIONING

### MISSION:

The mission of the Ole Miss strength and conditioning program is to develop the specific physical and mental abilities as well as the lifestyle habits of our student athletes that will allow them to achieve the highest attainable levels of success.

We will demand discipline, relentlessness and intelligent effort while we work toward improving each athlete’s skill level. We will cultivate a high-energy, up-tempo environment where enthusiasm and competition will flourish. We will attack this mission with a scientifically supported, comprehensive approach and specific considerations of the metabolic demands and injury risks of our sport. Training must prepare the athlete for the specific competitive stress load of their sport.

Top priority is to develop improved coordination during the execution of speed, power and strength movements. We will seek to develop each athlete’s individual ideal movement patterns, while maximally developing their strength, power, speed and agility. Everything we do in training is done to help the athletes more efficiently execute the movement requirements of their sport.

The environment in the weight room must be one of high effort, intensity and excitement. An attitude will be established through training that will carry over onto the playing field. Discipline, hard work and vigor will become permanent traits of the athletes.

There are no greater facilities at which to train athletes than at Ole Miss. With the opening of the basketball practice facility in January 2010, the Rebels’ hoops teams now have first-class weight training facilities all to their own, with equipment tailored specifically to meet the needs of elite college basketball athletes - free weights, strength and cardiovascular

machines and a fully-stocked nutrition counter. Additionally, the teams still have access to the 10,000-square-foot weight room at the majestic Manning Center.

With the Tuohy Basketball Center’s oversized practice court and the Manning Center’s full-sized indoor practice field, the Rebels’ extensive workouts touch on every area of fitness and conditioning and prepare their bodies fully for intense SEC battles.

Strength coach Riley Allen is in his third year at Ole Miss after serving as the assistant director of athletics for sports performance at Saint Louis since September 2016, working specifically with the men’s and women’s basketball programs. Allen is a graduate of the University of Mississippi, earning a bachelor’s degree in 2011 as well as a master’s degree in 2013. He graduated from nearby Lafayette High School in 2008.



**Riley Allen**  
Asst. Strength & Conditioning Coach



## OLE MISS ATHLETICS

### VISION

The Department of Intercollegiate Athletics at The University of Mississippi will strive to be the number one academic and athletics program through the strong emphasis of core values and the opportunity to experience athletic pursuits at the highest level.

### PURPOSE

The ultimate purpose of the Ole Miss Department of Intercollegiate Athletics is to develop students to their fullest potential through athletics.

### CORE VALUES

- Academic Excellence
- Integrity
- Social Responsibility
- Student-Athlete Welfare
- University Integration
- Community Engagement
- Competitive Excellence

## STUDENT-ATHLETE DEVELOPMENT - ACADEMICS

Ole Miss student-athletes not only have the opportunity to play in one of the best conferences in the nation, they also attend a university that is world-renowned for its academics.

The Office of Student-Athlete Development is committed to helping all Ole Miss student-athletes achieve academic success. Among the staff are two associate directors, three assistant directors, five full-time academic counselors, four learning specialists, two academic interns, a graduate assistant and numerous tutors and academic mentors.

The mission of the FedEx Student-Athlete Success Center is to promote academic excellence and provide quality developmental and need-based programs to help student-athletes become independent and self-reliant learners. In an environment that promotes student development, the staff provides programming and support for all student-athletes from the time they arrive on campus through graduation and beyond. The staff provides resources, experience and knowledge empowering each student-athlete to reach his/her academic, career and personal potential. The FedEx staff pursues this mission by promoting academic success with integrity, strict adherence to university, SEC and NCAA rules, and a dedication to excellence.

Ole Miss has a long history of academic success among its basketball players, which includes three Academic All-Americans and 88 selections to the Southeastern Conference Academic Honor Roll. Last year, two Rebels (Louis Rodriguez and John McBride) were named to the SEC Academic Honor Roll.

With Ole Miss athletics taking its place among the best in the nation, the FedEx Student-Athlete Success Center staff hopes that the Rebel graduates of today have a great impact in the future of tomorrow.



**Drew Clinton**  
Assistant AD for  
Academic Support  
(Men's Hoops)



## STUDENT-ATHLETE DEVELOPMENT - ENHANCEMENT

Student-Athlete Development - Enhancement is a well-rounded program to challenge our student-athletes to be lifelong learners while pursuing continuous improvement academically, relationally, socially, personally, and professionally during and beyond their careers as student-athletes.



**Jennifer Saxon**  
Associate AD/Student-  
Athlete Enhancement

The program consists of these five vital components:

- **The Commitment to Academic Excellence** is promoted through a full range of services that include orientation, advising, tutoring, academic skills training and the recognition of academic excellence.

- **The Commitment to Athletic Excellence** is developed by the department's 10 women's and eight men's intercollegiate sports teams. The sponsorship is based on equity and compliance to all University, NCAA and Southeastern Conference rules and regulations.

- **The Commitment to Career Development** is a joint effort of the

Ole Miss Athletics Department and Career Center. The goal is to prepare student-athletes for their transition out of sports and into the career development process. Career development components of the program include special workshops and programs for student-athletes and a senior resume brochure.

- **The Commitment to Academic Excellence** is promoted through life skills and personal development seminars and sponsorship of the Student-Athlete Advisory Committee.

- **The Commitment to Service** is promoted - in conjunction with the University Counseling Center - through many community service projects throughout the year. Ole Miss student-athletes are very involved in the community as the community service program continues to grow.

## NCAA COMPLIANCE

### BOOSTER

A representative of the institution's athletics interests (booster) is an individual, independent agency, corporate entity or other organization who is known to have been involved in promoting the institution's athletics programs, made financial contributions to the athletics department or booster organizations or provided benefits to enrolled student-athletes and/or their families. For example, you are a booster if you have donated to the Courtside Club, purchased season tickets or employed a student-athlete.

### EXTRA BENEFIT?

An extra benefit is any special arrangement by an institutional employee or a booster to provide a student-athlete (or their family) a benefit that is not generally available to other University students or is not expressly authorized by the NCAA. Examples of extra benefits include tickets to sporting events/concerts, reduced cost housing, meals, discounts on services, use of a car, etc. Extra benefits will jeopardize a student-athlete's eligibility.

### WHO IS A PROSPECT?

A prospect is a student who has started classes for the ninth grade or above (seventh grade for men's basketball), is attending prep school or junior college or who has withdrawn from a four-year college and plans to transfer. A prospect remains a prospect until they enroll and attend classes for a regular term (i.e. not summer) at the University. This means a prospect remains a prospect even after verbally committing or signing a National Letter of Intent.

### WHAT IS INSTITUTIONAL CONTROL?

Institutional control of athletics is a fundamental requirement of NCAA legislation. A University is required to educate boosters on NCAA rules and regulations and monitor the athletics program for adherence to those rules. The University is responsible for the actions of its alumni, boosters and fans. If you have any questions or concerns please contact our office at 662-915-1594.

For current NCAA news and rules follow us on Twitter @RebelCompliance or visit the Compliance web page at [www.olemisssports.com](http://www.olemisssports.com).

## GLENN BOYCE | CHANCELLOR



Dr. Glenn Boyce became the 18th Chancellor of the University of Mississippi on October 13, 2019, following his appointment by the Board of Trustees of the Mississippi Institutions of Higher Learning (IHL).

A first-generation college graduate, Boyce earned his bachelor's degree in education and a doctorate in education leadership from the University of Mississippi. His career spans more than 37 years across secondary and post-secondary education. Previously, Boyce served as Commissioner of Higher Education for the State of Mississippi for three years. In that position, Boyce led the state's university system, which includes four research and four regional universities, one academic health science center and the executive office.

As commissioner, Boyce oversaw a university system serving more than 95,000 students, nearly

28,000 faculty and staff, 1,666 buildings with 36.7 million square feet, and a \$4.5 billion operating budget. During his tenure, the university system set record enrollments, awarded record numbers of degrees, launched the statewide "Complete 2 Compete" program to increase the number of degree holders in Mississippi, prioritized the needs of business and industry and streamlined operations to increase efficiencies.

Boyce also served as the IHL's associate commissioner for academic and student affairs. He joined IHL after serving as president of Holmes Community College for more than nine years.

The breadth of Boyce's education experience includes service on numerous state and regional education boards. He was a trustee for the Southern Association of Colleges and Schools Commission on Colleges, the regional body for the accreditation of degree-granting higher education institutions in the Southern states. He served on the board of directors of the Mississippi Commission on College Accreditation, the board responsible for ensuring

that all academic degree-granting institutions statewide, including both public and private sectors, are held to a shared standard of accountability.

Additionally, Boyce served for years as co-chair of the Education Achievement Council, established by state law to ensure all levels of education, state leaders and the business community work collaboratively to increase educational attainment in the state.

Boyce and his wife, Emily, met while Ole Miss undergraduates. The Boyces are also Ole Miss parents as all three of their daughters — Brittany, Danielle and Madeline — hold a degree from the university. Brittany is a certified public accountant in Nashville, Danielle is sales director for a tech startup in San Francisco, and Madeline is a physician assistant in Jackson. Boyce enjoys golf, tennis, pickleball, snow skiing and family vacations in the mountains.

## ATHLETICS COMMITTEE



**Dr. Ron Rychlak**  
Chairman



**Michael Barnett**  
Faculty Senate  
Representative



**Dr. David Case**  
Committee  
Secretary



**Johnny Maloney**  
Alumni  
Representative



**Mike Glenn**  
Alumni  
Representative



**Dr. Laurel Bradley**  
University  
Faculty



**John Darnell**  
Alumni Association  
Past President



**Matthew Lusco**  
Alumni President  
Elect



**Lampkin Butts**  
Alumni Association  
President-Elect



**Dr. Brice Noonan**  
Faculty Senate  
Representative



**Candie Simmons**  
Alumni  
Representative



**Joshua Mannery**  
Associated Student  
Body President



**Dr. Jason Ritchie**  
University  
Faculty



**Jason Shirkey**  
University  
Staff



**Erica McKinley**  
University  
Attorney



**LouAnn Woodward, M.D.**  
Medical Center  
Faculty



**Dr. Ethel Scurlock**  
University  
Faculty

## PAST ATHLETICS COMMITTEE CHAIRMEN



**Judge William Hemingway**  
1920s-37



**Dr. T.A. Bickerstaff**  
1937-72



**Dr. Richard Keye**  
1972-77



**Dr. Parham Williams**  
1978-83



**Dr. Max Williams**  
1983-97



**Dr. Robert Weems**  
1997-2007

## KEITH CARTER | VICE CHANCELLOR FOR INTERCOLLEGIATE ATHLETICS



Keith Carter, a former Rebel All-American basketball player and decorated fundraiser and administrator for the Ole Miss athletics department, was named Vice Chancellor for Intercollegiate Athletics on November 22, 2019 by University of Mississippi

Chancellor Glenn Boyce.

Carter served in the role on a temporary basis for the previous six months, having the interim tag removed after receiving a unanimous recommendation from the members of a highly respected search committee.

It was a busy first month in the permanent A.D. role for Carter, as he was tasked immediately with hiring two new head coaches. Two weeks after his own announcement, Carter selected Lane Kiffin as the Rebels' 39th head football coach in a decision that garnered national acclaim from media and fans. Two weeks later, Carter introduced former Team USA and University of Nebraska standout Kayla Banwarth as Ole Miss' head volleyball coach. Carter continued to transform the Rebel coaching roster in April, landing Women's College World Series coach Jamie Trachsel to lead the Ole Miss softball program.

Before assuming the athletics director chair,

Carter served as Ole Miss Deputy A.D. for Development and Resource Acquisition since February 2018. He was the Chief Revenue Officer for the athletics department while overseeing the Athletics Foundation and serving as the sport administrator for baseball and men's basketball.

Carter's rise through the athletics ranks was swift and distinguished. He joined the Ole Miss Athletics Foundation in September 2009, when he was hired by then director Danny White (current UCF A.D.) and worked alongside fellow staffer Allen Greene (current Auburn A.D.). In less than three years, Carter was named OMAF Executive Director in June 2012 by then A.D. Ross Bjork and served in that role until his own appointment as athletics director. In 2016, he received the Fundraiser of the Year Award from the National Association of Athletic Development Directors (NAADD).

Under Carter's guidance, the Foundation experienced its four highest years for donations, including a record \$45.6 million in cash contributions in 2015-16. During his tenure, commitments to the Forward Together capital campaign increased from \$62 to \$180.8 million in cash and pledges toward its goal of \$200 million.

Among the major gifts was a \$25 million gift from Jerry "Doc" Hollingsworth, which included \$10 million in cash, the largest gift in the history of the Ole Miss athletics department by a single individual

or organization. Carter was also responsible for several other seven-figure gifts including a \$3.7 million anonymous gift, and a \$2 million gift to the re-name the basketball practice facility to the Tuohy Basketball Center. He worked with executive level staff to build the vision for facility growth through the Forward Together campaign, which included plans for the \$96.5 million Pavilion at Ole Miss.

Carter joined the Ole Miss Athletics Foundation after spending the previous year with the UM Foundation, where he worked in donor relations and meeting the financial needs of the School of Business.

A four-year starter at Ole Miss, Carter helped the Rebels to a pair of Southeastern Conference Western Division titles in 1997 and 1998 and earned All-America honors after his senior season in 1999. The four-year starter received All-SEC first and second team honors in 1998 and 1999. He also won a gold medal as a member of the U.S. national team at the 1998 Goodwill Games. Carter played professional basketball in Italy from 2001 until 2008.

A native of Perryville, Arkansas, Carter lives in Oxford with his wife, Jill, and three children – Drew, Callie and Hayes.

## ATHLETICS LEADERSHIP



**Lynnette Johnson**  
Deputy AD for Sports and Administration / SWA



**Tom Kleinlein**  
Deputy AD for External Relations/ Football



**Paul McCarthy**  
Athletics Compliance Officer/Senior Associate General Counsel



**Bob Baker**  
Senior Associate AD for Student-Athlete Development



**Julie Owen**  
Senior Associate AD for Compliance



**Angela Robinson**  
Senior Associate AD for Finance



**Shannon Singletary**  
Senior Associate AD for Health and Sports Performance



**Fowler Staines**  
Athletics Foundation/ Chief Exec. Officer/ Chief Financial Officer



**Joe Swingle**  
Senior Associate AD for Facilities and Event Management



**Kyle Campbell**  
Associate AD for Communications



**Micah Ginn**  
Associate AD for Sports Productions and Creative Services



**Will Kava**  
Associate AD for Compliance



**Wesley Owen**  
Associate AD/ Chief Revenue Office



**Jennifer Saxon**  
Associate AD for Student-Athlete Enhancement



**Paris Buchanan**  
Assistant AD for Marketing and Fan Experience



**Neal Mead**  
Assistant AD for Event Management



**Andy Williams**  
Assistant AD for Finance



## GENERAL INFORMATION

School.....	University of Mississippi (Ole Miss)
City/Zip.....	Oxford, Miss./38655
Founded.....	November 6, 1848
Enrollment.....	21,676
Nickname.....	Rebels
Colors.....	Cardinal Red and Navy Blue
Home Court (Opened).....	The Pavilion at Ole Miss (2016)
Capacity.....	9,500
Affiliation.....	NCAA Division I
Conference.....	Southeastern (SEC)
Chancellor.....	Dr. Glenn Boyce
Interim Athletic Director.....	Keith Carter
Faculty Representative.....	Ron Rychlak
University Website.....	www.OleMiss.edu
MBB Office Phone.....	(662) 915-7534

## TEAM INFORMATION

2019-20 Overall Record.....	15-17
SEC Record.....	6-12
Regular-Season Finish.....	12th
SEC Tournament Finish.....	First Round
Postseason.....	N/A
Home Record.....	12-5
Away Record.....	1-10
Neutral Record.....	2-2
Letterwinners Returning/Lost.....	8/6
Starters Returning/Lost.....	4/2
Newcomers.....	6

## COMMUNICATIONS

Associate Director.....	Adam Kuffner (Men's Basketball Contact)
Email.....	kuffner@olemiss.edu
Office.....	(662) 915-7031
Cell.....	(662) 816-0497
Twitter.....	@ARebelKuffner
Graduate Assistant.....	Madeline Marshall
Photographer.....	Josh McCoy
Address.....	908 All-American Drive University, MS 38677
Athletics Website.....	www.OleMissSports.com
Gameday Website.....	www.OleMissGameday.com

## COACHING STAFF

Head Coach.....	Kermit Davis (Third Season)
Alma Mater.....	Mississippi State, 1982
Career Record.....	504-293 (25 Seasons)
Record at Ole Miss.....	35-30 (2 Seasons)
Assistant Coach.....	Win Case (Third Season)
Alma Mater.....	University of Science and Arts of Oklahoma, 1986
Assistant Coach.....	Ronnie Hamilton (Third Season)
Alma Mater.....	Duke, 2002
Assistant Coach.....	Levi Watkins (Third Season)
Alma Mater.....	NC State, 2005
Coordinator of Operations.....	Thomas Gray
Coordinator of Video Services.....	Nathan Dye
Coordinator of Player Engagement.....	Vic Meena
Assistant Director of On-Campus Recruiting.....	Connor Walsh
Athletic Trainer.....	Andrew Beyke
Strength and Conditioning Coach.....	Riley Allen
Senior Staff Assistant.....	Kara Hobson

## PROGRAM HISTORY

Seasons.....	110
All-Time Overall Record.....	1328-1332
NCAA Tournament Appearances.....	9
Last.....	2018-19 (First Round)
Best.....	2000-01 (Sweet 16)
NCAA Tournament Record.....	5-9 (.357)
NIT Appearances.....	12
Last.....	2016-17 (Quarterfinals)
Best.....	2007-08, 2009-10 (Final Four)
NIT Record.....	15-12 (.556)
SEC Championships (Regular Season/Tournament/Division).....	0/2/5
Last.....	2012-13 (Tournament)
All-Americans.....	14


## FOLLOW THE REBELS

Facebook.....	Facebook.com/OleMissMBB
Twitter.....	@OleMissMBB
Coach Davis.....	@OleMissKermit
Coach Case.....	@CoachWinCase
Coach Hamilton.....	@CoachRHamilton
Coach Watkins.....	@Levi_Watkins21
Instagram.....	OleMissMBB

## ATHLETICS COMMUNICATIONS STAFF



**Kyle Campbell**  
Associate AD/  
Communications



**Adam Kuffner**  
Associate Director



**Brad Sheffield**  
Associate Director



**Mitch Praxl**  
Assistant Director



**Alex Sims**  
Assistant Director



**Tyler Wooten**  
Assistant Director



**Ashley Mangrum**  
Senior  
Staff Assistant

## OLE MISS STYLE GUIDE

### NAME

Ole Miss (preferred)  
University of Mississippi  
~~Mississippi~~

### NICKNAME

Rebels

### LOGO



### COLORS

Cardinal Red (PMS 186)  
Navy Blue (PMS 2767)

### MASCOT



TONY



The University of Mississippi appreciates your interest in the Ole Miss basketball program. The Athletics Communications Office wants to serve the media members in the best way possible, and hopes the following guidelines are helpful to the media covering the Rebels during the 2020-21 season. The Athletics Communications staff looks forward to working with the media during the season. Please call the office if there are any questions or needs.

**CREDENTIALS**

New this year, due to COVID-19 protocols, all credentials will be handled on a single-game basis. Therefore, even though you plan to cover all or the majority of the games, you must request credentials for each game. Credential requests must be made at least 48 hours in advance of tipoff for each game.

Please email Adam Kuffner (kuffner@olemiss.edu) to request men's basketball game credentials. Requests will be limited to working members of the media. Priority will be given to media representatives that cover Ole Miss Basketball on a regular basis. Credentials are non-transferable. Unauthorized use is strictly prohibited.

Credentials will be held at the will call table located at the media entrance (concourse level connected to the parking garage, southwest corner of The Pavilion at Ole Miss). Media will call will open one hour prior to tipoff. Upon arrival, media members must remain on the concourse level (elevator Level C). Access to the floor level will be prohibited.

**INTERVIEW POLICY**

All interview requests — coaches and players — **MUST** be coordinated through the Communications Office. For men's basketball interviews, contact Adam Kuffner at kuffner@olemiss.edu. During the week, head coach Kermit Davis and selected student-athletes will generally be available for interviews on non-gamedays once per week, unless arranged otherwise. There will be no gameday player interviews until after the game.

All interview sessions will take place via Zoom. To gain access to the weekly interview Zoom calls, contact Adam Kuffner.

**PRACTICE POLICY**

Due to COVID-19 guidelines, practices will be closed to the media throughout the 2020-21 season.

**ATHLETICS COMMUNICATIONS**

Basketball Contact . . . . . Adam Kuffner  
 Phone . . . . . 662.915.7031  
 Email . . . . . kuffner@olemiss.edu  
 Fax . . . . . 662.915.7006  
 Cell . . . . . 662.816.0497  
 Address . . . . . 908 All-American Drive  
 . . . . . University, MS 38677

**POSTGAME INTERVIEWS**

All postgame interviews this season will take place via Zoom. Similar to football, a Zoom link for the press conference will be available through a media page on OleMissSports.com. Only approved media will be permitted live access to the Zoom links, and a replay of the sessions will be distributed to media outlets afterwards. Press conferences may not be broadcast live, including Facebook Live and related platforms. Media members covering the game on site are encouraged to wear headphones during the press conference.

Visiting teams will set up their own press conferences via Zoom, separate from the Ole Miss press conferences. There is a possibility that both press conferences take place at the same time.

**WORKING PRESS AREAS**

The media workroom will NOT be available for media this season. All media members in attendance will be required to work from the media seating area in the southwest corner of The Pavilion. Media seating capacity is greatly reduced, and as a result, media may be limited to one credential per outlet. Media seating will be socially distanced, and media members must wear a face covering at all times, included when at their seat.

**PARKING**

Media parking is located in the parking garage. Media members are encouraged to park on level two or above before taking the elevator to the concourse level (Level C). Just like with credentials, parking will be on a game-by-game basis.

**PHOTOGRAPHERS/VIDEOGRAPHERS**

Pursuant with SEC guidelines, only four non-institutional photographers/videographers will be allowed to cover each game. The four shooters will have a designated location in a lower corner of the seating bowl and will not have access to the floor level. The photographer must remain in their designated spot and are prohibited from roaming the arena. Each shooter will have a seat behind the general media seating to transmit photos. Strobe or flash photography is permitted only with permission from the Ole Miss Athletics Communications Office. Strobes must be mounted away from the court area.

**INTERNET ACCESS**

The press area is equipped with secured wireless internet access for use by the media for sending stories and photographs.

**MEDIA SERVICES**

A flip card will be the only media material printed this season with one at each seat prior to tipoff. Complete notes and stats will be available on OleMissSports.com. Media can follow along with live stats at OleMissStats.com. Postgame box scores will also be online, and printed copies will not be distributed.

**AUDIO/VIDEO**

Ole Miss offers free FTP downloads of game highlights and interviews with coaches and players for television stations to use during regularly scheduled news/sportscasts. To access the Ole Miss FTP site, please contact Seth Austin at 662-915-2954 or saustin@olemiss.edu. Press conferences, media opportunities, practices and any form of competition may not be broadcast live without prior consent of the athletics department. Content attained via FTP should be credited to Ole Miss Sports Productions.

**TYPICAL CONFERENCE GAME WEEK MEDIA SCHEDULE**

SUNDAY	MONDAY	TUESDAY	WEDNESDAY	THURSDAY	FRIDAY	SATURDAY
<ul style="list-style-type: none"> <li>• Player interview requests for Monday due by 1 p.m.</li> </ul>	<ul style="list-style-type: none"> <li>• Coach Davis and selected players available before practice typically 2-2:30 p.m. CT</li> </ul>	<ul style="list-style-type: none"> <li>• <b>Possible Gameday</b></li> <li>• Coach Davis and selected players available after game</li> </ul>	<ul style="list-style-type: none"> <li>• <b>Possible Gameday</b></li> <li>• Coach Davis and selected players available after game</li> </ul>	<ul style="list-style-type: none"> <li>• No Interviews</li> </ul>	<ul style="list-style-type: none"> <li>• Coach Davis and selected players available before practice typically 2-2:30 p.m. CT (Subject to change for Saturday road games)</li> </ul>	<ul style="list-style-type: none"> <li>• <b>Gameday</b></li> <li>• Coach Davis and selected players available after game</li> </ul>

### OLE MISS BASKETBALL RADIO NETWORK

The excitement of Ole Miss Basketball can be heard on approximately 25 radio stations this season by tuning in to the Ole Miss Sports Network from Learfield IMG College.

The Ole Miss Sports Network from Learfield IMG College will bring Rebel basketball broadcasts into homes in Mississippi as well as in the nearby states of Alabama, Arkansas, Louisiana and Tennessee. On some of the more powerful AM stations, the broadcasts carry into Florida, Georgia, Kentucky, Missouri and Texas. In addition, every game can be heard worldwide over the internet at OleMissSports.com, while select games will be available on Sirius and XM Satellite Radio. Fans can also listen on their mobile devices via the TuneIn app or TuneIn.com.

#### 2020-21 AFFILIATES

Amory.....	WAMY-AM (1580)
Batesville/Senatobia.....	WTNM-FM (93.7)
Brookhaven.....	WBKN-FM (92.1)
Columbus.....	WNMQ-FM (103.1)
Corinth.....	WXRZ-FM (94.3)
Greenwood.....	WYMX-FM (99.1)
Hattiesburg.....	WFMM-FM (97.3)
Hazlehurst.....	WDXO-FM (92.9)
Jackson.....	WFMN-FM (97.3)
Laurel.....	WLAU-FM (99.3)
Lexington, TN.....	WZLT-FM (99.3)
Louisville.....	WLSM-FM (107.1)
McComb.....	WMPK-FM (93.5)
Memphis.....	WHBQ-AM (560)
Meridian.....	WZKR-FM (103.3)
Natchez.....	WKSQ-FM (97.3)
Ocean Springs.....	WOSM-FM (103.1)
Oxford.....	WOXF-FM (105.1)
Philadelphia.....	WHOC-AM (1490)
Prentiss.....	WJDR-FM (98.3)
Tupelo.....	WWMR-FM (102.9)
Vicksburg.....	WVBG-AM (1490)
Water Valley.....	WQLJ-FM (105.5)
Waynesboro.....	WBABO-AM (990)
Yazoo City.....	WBYP-FM (107.1)
Nationwide.....	Satellite Radio (SiriusXM)
Online.....	OleMissSports.com (CBS Interactive)
Mobile.....	Ole Miss Sports Gameday app

NOTE: Ole Miss Radio Network affiliate list is subject to change ... All games can be heard on OleMissSports.com or via the TuneIn app ... Select games will be available on Sirius XM Satellite Radio.

**Join head coach Kermit Davis for Reb Talk live from Boure in Oxford Thursdays at 6 p.m. beginning in January.**



“The Voice of the Rebels,” David Kellum, returns for his 31st season handling the Ole Miss radio play-by-play call. The veteran broadcaster also serves as the play-by-play announcer for both Ole Miss football and baseball. In 1998, 2000, 2002, 2004, 2011, 2012, 2016 and 2017 Kellum was honored as the Mississippi Sportscaster of the Year, as voted on by the National Sportscasters and Sportswriters Association members in the state. In August of 2006, he received the “Lindsey Nelson Outstanding Sportscaster” award from the All-American Football Foundation.

Kellum’s first link with Ole Miss Athletics was in 1978. As a 19-year old freshman, he began broadcasting Rebel baseball, and has handled the baseball play-by-play for the past 40 seasons.

He has also been the play-by-play announcer for Ole Miss women’s basketball contests and a public address announcer at football and basketball games.

Kellum also hosts Reb Talk, Ole Miss’ weekly coaches radio call-in show for men’s basketball and football. Reb Talk with head coach Kermit Davis will be broadcast live from Boure on the Oxford Square (Thursdays, 6 p.m. beginning in January).

Joining Kellum on the radio broadcast is Marc Dukes. An Ole Miss assistant coach from 1999-2002 under Rod Barnes, Dukes helped lead the Rebels to three NCAA Tournament appearances which includes the 2000-01 squad’s run to the Sweet 16. He enters his third full season in the analyst chair alongside Kellum.

#### PRIMARY MEDIA OUTLETS

##### OXFORD

Oxford Eagle.....	662-234-4331
Daily Mississippian (campus).....	662-915-5503
Ole Miss Spirit/247Sports.....	662-236-2667
RebelGrove.com/Rivals.com.....	662-238-7762
HottyToddy.com.....	662-816-8594
Newswatch (campus).....	662-915-5508
WQLJ-FM 93.7.....	662-236-0093
WUMS-FM 92.1 (campus).....	662-915-5395

##### ADDITIONAL REGIONAL MEDIA

Associated Press.....	601-948-5897
Biloxi Sun Herald.....	228-896-2100
Bolivar Commercial.....	662-843-4241
Clarion-Ledger.....	601-961-7294
Clarksdale Press Register.....	662-627-2201
Commercial Appeal.....	901-529-2360
Commercial Dispatch.....	662-328-2471
Daily Corinthian.....	662-287-6111
Daily Leader.....	601-833-6961
Daily Sentinel-Star.....	662-226-4322
Delta Democrat Times.....	662-335-1155
Enterprise-Journal.....	601-684-2421
Greenwood Commonwealth.....	662-453-2908
Hattiesburg American.....	601-582-4341
Meridian Star.....	601-485-1203
Mississippi Network.....	601-957-1700
Mississippi Press/Press-Register.....	800-655-6597
Natchez Democrat.....	601-442-9101
Northeast Mississippi Daily Journal.....	662-842-2611
Vicksburg Post.....	601-636-4545
West Point Times Leader.....	662-494-1422
Panolian.....	662-563-4591
WCBI-TV (CBS).....	662-245-0133
WTVA-TV (NBC).....	662-842-7620
WREG-TV (CBS).....	901-543-2117
WMC-TV (NBC).....	901-726-0416
WATN-TV (ABC).....	901-321-7617
WHBQ-TV (Fox).....	901-320-1345
WJTV-TV (CBS).....	601-944-4920
WLBT-TV (NBC).....	601-960-4428
WAPT-TV (ABC).....	601-922-1652
WABG-TV (ABC).....	662-332-0949
WXVT-TV (CBS).....	662-334-1500
WTOK-TV (ABC).....	601-693-6397
WLOX-TV (ABC).....	228-896-1313
WDAM-TV (NBC).....	800-844-0730



**Chris Helsel**  
General Manager



**Gary Saunders**  
Associate General Manager



**Brandon Hudspeth**  
Senior Account Executive



**Jason List**  
Senior Manager- Brand Development



**Raina McClure**  
Account Executive




**Hannah Tice**  
Premium Services Coordinator

Ole Miss Sports Properties is the local Learfield IMG College team dedicated to the Rebels. Learfield IMG College, a new company formed following the merger of Learfield and IMG College on Dec. 31, 2018, is the athletics multimedia rights holder for the University of Mississippi. Headquartered in Plano, Texas, the company has offices across the country, and on campuses nationwide, which allow for extended resources, innovations and national brand opportunities back to its local team dedicated to Ole Miss. Learfield IMG College, with its deep roots in college sports representing institutions

nationwide, has long had the privilege of being an advocate for intercollegiate athletics and the student-athlete experience. Since 2008, it has served as title sponsor for the acclaimed Learfield IMG College Directors' Cup, supporting athletic departments across all divisions.

The Learfield IMG College suite of services includes licensing and multimedia sponsorship management; publishing, broadcasting, digital and social media; ticket sales and professional concessions expertise; branding; campus-wide business and sponsorship development; and venue technology

systems. The company places tremendous emphasis on its people, providing utmost service to its collegiate partners, and cultivating a company which also gives back to the communities in which it serves. The company's people-first mentality and core values of "Build the Team, Grow the Company, Have Fun, and Love and Serve Others" are accentuated through a culture driven to exceed goals, serve its clients enthusiastically, work as a team, celebrate successes, and do what is right and honest in every endeavor.



OLE MISS MEN'S BASKETBALL

# 20-21 SCHEDULE

**DEC. 10 JACKSON STATE**

**DEC. 12 UNC-WILMINGTON**

**DEC. 14 CENTRAL ARKANSAS**

**DEC. 16 AT MIDDLE TENNESSEE**

**DEC. 19 AT DAYTON**

**DEC. 22 UT MARTIN**

**DEC. 29 AT ALABAMA**

**JAN. 2 WICHITA STATE**

**JAN. 6 AUBURN**

**JAN. 9 SOUTH CAROLINA**

**JAN. 12 AT FLORIDA**

**JAN. 16 GEORGIA**

**JAN. 19 AT MISSISSIPPI STATE**

**JAN. 23 TEXAS A&M**

**JAN. 27 AT ARKANSAS**

**JAN. 30 AT GEORGIA**

**FEB. 2 TENNESSEE**

**FEB. 6 AT AUBURN**

**FEB. 10 MISSOURI**

**FEB. 13 AT SOUTH CAROLINA**

**FEB. 17 LSU**

**FEB. 20 MISSISSIPPI STATE**

**FEB. 23 AT MISSOURI**

**FEB. 27 AT VANDERBILT**

**MAR. 2 KENTUCKY**



**@OLEMISSMBB**



**/OLEMISSMBB**



**OLEMISSMBB**