



Ole Miss

2019-20 MEN'S BASKETBALL GUIDE



PACK THE PAVILION

23.75% **↑ INCREASE**
IN ATTENDANCE
for conference games (led SEC)

ONE OF ONLY SIX
SEC SCHOOLS
to increase home attendance

5 SELLOUTS
most in the history of The Pavilion



BUILDING

A NATIONAL BRAND

YEAR ONE UNDER KERMIT DAVIS

SEC COACH OF THE YEAR

8-WIN IMPROVEMENT
11TH BEST
IN THE 

and the 4th-best among Power 5 schools

RETURN TO
NCAA MARCH MADNESS

PREDICTED TO FINISH **LAST** IN THE **SEC**
FINISHED TIED FOR SIXTH

RANKED TOP **20** IN BACK-TO-BACK WEEKS
for the first time in 11 years

2 ALL-**SEC** PLAYERS
for the first time in 5 years

BEAT BACK-TO-BACK TOP-15 TEAMS  
for the first time in school history

NATIONALLY **RANKED**
for the first time in 6 years



TABLE OF CONTENTS

THIS IS OLE MISS..... 1-25

- Pack The Pavilion/Building a National Brand IFC-1
- Table of Contents 2-3
- Ole Miss Quick Facts 3
- This Is Ole Miss Basketball 4-5
- Strong Leadership 6-7
- Rebels in the Pros 8
- First-Class Facilities 9
- The Pavilion at Ole Miss 10
- Tuohy Basketball Center 11
- Rebels in the Spotlight 12
- SEC Competition 13
- Student-Athlete Development 14
- Rebel Strength and Conditioning 15
- Outstanding Athletics 16-17
- The University of Mississippi 18-19
- This is Oxford 20
- Community Involvement 21

2019-20 OUTLOOK..... 22-27

- Season Outlook 22-23
- Roster Breakdown 24-25
- 2019-20 Roster 26
- Radio/TV Roster 27

COACHES & STAFF 28-40

- What They Are Saying 28
- Head Coach Kermit Davis 29-31
- Assistant Coaches 32-34
- Support Staff 35-36

2019-20 REBELS 37-58

- Team Huddle 37
- Returnee Profiles 38-47
- Newcomer Profiles 48-58

OPPONENTS 59-71

- 2019-20 Opponent Profiles 59-61
- 2019-20 Opponent Series History 62-68
- SEC Tournament 69
- NCAA Tournament 70
- NIT Tip-Off 71

2018-19 REVIEW 72-87

- Season Review Notes 72-73
- Results 74
- Season Statistics 75
- Game-By-Game Statistics 76-77
- Game-By-Game Box Scores 79-86
- SEC Review 87

HISTORY 88-110

- Historical Timeline/ Championship Teams 88-94
- Ole Miss All-Century Team 95
- All-Americans 96-97
- Honors and Awards 98-100
- Notable Jersey Numbers 101
- Rebels in the Pros 102
- Year-by-Year Starting Lineups 103-105
- All-Time Lettermen 106-108
- All-Time Head Coaches 109
- All-Time Assistant Coaches 110

RECORDS..... 111-142

- Year-by-Year Records 111
- Team Records 112-114
- 2,000-Point Club 115
- 1,000-Point Club 115-117
- Individual Records 118-123
- Annual Leaders 124-126
- Miscellaneous Records 127-128
- All-Time Series Records 129-130
- Tad Smith Coliseum Records 131
- Pavilion Records 132
- All-Time Scores 133-142

FACILITIES & SUPPORT 143-151

- Nike 143
- The Pavilion at Ole Miss 144
- Tuohy Basketball Center 145
- FedEx Academic Support Center 146
- Manning Center 146
- Other Athletics Facilities 147
- Health and Sports Performance 148
- Strength and Conditioning 148
- Athletics Department Mission Statement 148
- Student-Athlete Development 149
- NCAA Compliance 149
- Chancellor Dr. Glenn Boyce 150
- Athletics Committee 150
- Interim Athletics Director Keith Carter 151
- Athletics Leadership 151



MEDIA INFORMATION..... 152-157

Quick Facts 152
 Media Services and Policies 153-154
 Road Headquarters..... 153
 Weekly Media Schedule..... 153
 Primary Media Outlets 154
 Basketball Parking Map..... 154
 Rebels on Radio..... 155
 Rebels on Television..... 155
 Ole Miss Basketball Summer Camps..... 155
 Ole Miss IMG Sports Marketing 156
 The Rivalry..... 157

CREDITS

Editor: Adam Kuffner
Special assistance by: Will Redmond, Kyle Campbell, Brad Sheffield, Tyler Wooten, Langston Rogers, Joey Jones, Daniel Snowden
Graphic design by: Dan Pellegrino
Printed by: Walker 360, Birmingham, Ala.

Photography: Associated Press, Kevin Bain, Bill Baptist/Houston Rockets, Joey Brent, David Coyle/Team Coyle, Detroit Pistons, ESPN, FIBA, Eddie Gregory, Joey Jones, Robert Jordan, Nathan Latil, Steven Leija, Steven Maikoski/USA Basketball, Joshua McCoy, R.D. Moore, Bruce Newman, New York Giants/Evan Pinkus, Langston Rogers, Bill Seawright, John Seymour, Matthew Sharpe, Daniel Shirley, Jalayne Telford, Petre Thomas, Middle Tennessee Media Relations, Rocky Widner/NBAE/Getty Images, NBAE, Memphis Grizzlies.

© COPYRIGHT UNIVERSITY OF MISSISSIPPI

The 2019-20 Ole Miss Men's Basketball Guide was published by the University of Mississippi Athletics Communications Office and designed using Adobe InDesign and Adobe Photoshop. All contents of this issue are copyrighted 2019 by The University of Mississippi. Reproduction without written permission is strictly prohibited.

MEDIA CONTACT

Adam Kuffner
 Associate Director of Communications for Ole Miss Athletics
 Office: 662.915.7031 Cell: 662.816.0497
 Email: kuffner@olemiss.edu Fax: 662.915.7006

ADDRESS:

Athletics Communications
 908 All-American Drive
 University, MS 38677

FOR ADDITIONAL COPIES

Go online to RebelWallArt.com.



OleMiss
 2019-20 MEN'S BASKETBALL GUIDE

Featured on the front cover is senior Breein Tyree and junior Devontae Shuler.

2019-20 OLE MISS QUICK FACTS

Name ...Ole Miss (The University of Mississippi)
Nickname Rebels
Location Oxford, Mississippi
Founded November 6, 1848
Enrollment 23,090
School Colors Cardinal Red and Navy Blue
Chancellor Dr. Glenn Boyce
Faculty Representative Dr. Ron Rychlak
Interim Athletics Director Keith Carter
Conference Southeastern (SEC)
Head Basketball Coach Kermit Davis
Record at Ole Miss 20-13 (1 Season)
Career Record 423-251 (21 seasons)
Home Arena The Pavilion at Ole Miss
Capacity 9,500
2018-19 Record 20-13
SEC Record/Finish 10-8/6th
Postseason NCAA Tournament (First Round)
Lettermen Returning/Lost 5/7
Starters Returning/Lost 3/2
Newcomers 7

* Complete quick facts can be found on page 152





THIS IS OLE MISS BASKETBALL

After a slow start, Ole Miss Hoops has reached national prominence over the past 22 seasons. Over those two-plus decades, the Rebels have recorded 15 20-win seasons, 15 postseason berths, five SEC Western Division titles and the 2013 SEC Tournament title. Add a pair of 27-win seasons (school record) as well as seven trips to the NCAA Tournament, Ole Miss Basketball has reached a new level of expectations.


The stretch of success began in 1997 as Ole Miss advanced to the Big Dance five times in six seasons. During the 2000-01 campaign, the Rebels went 27-8 and advanced to the Sweet Sixteen for the first time in school history following a victory over No. 19 Notre Dame.

After capturing the SEC Tournament title in 2013 with a thrilling 66-63 win over No. 1 seed Florida, the Rebels knocked off No. 5 seed Wisconsin in the NCAA Tournament to advance for the first time since 2001. Ole Miss finished with a 27-9 record, matching the school record for wins in a season with the 2000-01 team.

In 2015, Ole Miss returned to the NCAA Tournament and helped produce the highest scoring game in the Big Dance that year. The game was one of the most exciting, even as one of the tournament's First Four games. Down 20 points, the Rebels rallied for a 94-90 comeback victory over BYU to advance to the second round.

During the 2018-19 campaign, the first year under head coach Kermit Davis, the Rebels exceeded expectations to earn an at-large bid in the Big Dance. With the \$96.5 million Pavilion at Ole Miss that opened in January 2016, as part of the school's \$200 million Forward Together campaign, the Rebels saw the biggest increase in attendance among all SEC schools. Five sellouts and averaging nearly 8,000 fans per game set new Pavilion records.

With Davis bringing an exciting brand of basketball to Oxford that captivates fans and players alike, the future of Ole Miss Basketball has never been brighter.



Ole Miss fans pack The Pavilion for every home game, including the student section Club Red.

A photograph of Kermit Davis, a man in a blue checkered suit jacket, white shirt, and red patterned tie, clapping his hands. He is standing on a basketball court, surrounded by other people in blue and red attire. The background is slightly blurred, showing a crowd of spectators.

KERMIT DAVIS

Head Coach
2019 SEC Coach of the Year

- 21 seasons as a Division I head coach
- One of three active head coaches to earn conference coach of the year honors in three different conferences
- One of 63 coaches in college basketball history to take three different schools to the NCAA Tournament
- Nine seasons of 24 or more wins as a head coach
- Nine-time conference coach of the year
- Winningest head coach in Middle Tennessee history
- Winningest head coach in Sun Belt Conference history
- As a head coach, has led his teams to 14 conference championships (10 regular season, four conference tournaments)
- Youngest Division I head coach in the nation at Idaho at age 28
- Youngest junior college coach in the nation at Southwest Mississippi at age 24; was elected into the school's hall of fame in October 2018



Ole Miss' coaching staff, led by head coach Kermit Davis, boasts 85 years of combined collegiate coaching experience including 35 years of collegiate head coaching experience.

STRONG LEADERSHIP

Led by Kermit Davis, the 2019 SEC Coach of the Year in his first season on the Ole Miss sideline, the Rebel coaching staff boasts 85 years of combined collegiate coaching experience, including 35 years of collegiate head coaching experience.

A nine-time conference coach of the year, Davis has guided his teams to league titles 14 different times. The veteran head coach has also led three different schools to the NCAA Tournament, one of only 63 coaches in college basketball history to accomplish that feat.

With 423 wins as a Division I head coach, Davis ranks 132nd all-time and 31st among active head coaches. The all-time winningest coach in Middle Tennessee and Sun Belt Conference history, he has put together nine seasons with at least 24 wins to provide consistent success after spending multiple years building his program.

A native of Leakesville, Mississippi, Davis is no stranger to the SEC. His father, Kermit Davis Sr., was a head coach in the conference. Kermit Davis Jr. also served as an assistant coach at LSU for five seasons before becoming the head coach at Middle Tennessee.



Assistant coach Win Case spent the last 11 seasons on Davis' staff, helping the Blue Raiders capture seven conference titles and make three NCAA Tournament appearances. Middle Tennessee won 232 games during Case's decade in Murfreesboro, including six seasons with at least 24 victories. Case has been highly successful at each of his previous collegiate stops.



Alongside Davis and fellow Rebel assistant Win Case, assistant coach Ronnie Hamilton was at Middle Tennessee for four seasons, assisting the program in one of the best runs in school history. He helped produce a stretch in which the Blue Raiders earned three straight Conference USA championships.



Before coming to Ole Miss, assistant coach Levi Watkins was an assistant coach at Arizona State for three seasons. In Watkins' final season at Arizona State, the Sun Devils were ranked as high as No. 3 in the AP poll (highest in school history) and was the last undefeated team in Division I men's basketball.



REBELS IN THE PROS

Ole Miss is no stranger to putting players in the pros with 19 Rebels playing in the NBA. The Rebels boast 15 all-time NBA draft picks including former All-American Gerald Glass, who was selected in the first round by the Minnesota Timberwolves in the 1990 draft. Former Rebels have also reached the NBA coaching ranks like Elston Turner, who played eight years in the NBA and has served as an assistant coach in the league for the last 19 years. See page 102 for a complete list of Rebels in the pros.




(Clockwise from top) - Terence Davis signed a multi-year deal with the reigning NBA champion Toronto Raptors after turning heads in the NBA Summer League; Justas Furmanavicius, a 2018 graduate, plays professionally in his native country of Lithuania; Sebastian Saiz and Terence Davis, former Rebel teammates, reunite following a Raptors preseason game in Japan, where Saiz is a pro; Terrico White was 36th overall pick of the Detroit Pistons in the 2010 NBA Draft and also played for the Phoenix Suns; Ansu Sesay spent time in the NBA with the Golden State Warriors.



FIRST-CLASS FACILITIES

Ole Miss student-athletes have access to first-class facilities in student living, nutrition, training and more. As part of the Athletic Foundation's Forward Together campaign, more than \$200 million has been raised for improvements to athletic facilities and student-athlete well-being.

(Clockwise from top) - The Ole Miss Residential College student housing; Ole Miss basketball players have the opportunity to play in one of the best arenas in the country, the \$96.5 million Pavilion at Ole Miss; Rebels also have places to relax such as the players lounge in the Tuohy Center; Student-athletes have access to three meals a day at the Grill at 1810; One of the many sports medicine options available for student-athletes.





THE PAVILION AT OLE MISS

The centerpiece of the Forward Together campaign is the state-of-the-art \$96.5-million Pavilion at Ole Miss. On July 31, 2014, ground was broken on the 225,000-square-foot arena that officially opened its doors on January 7, 2016 with the Rebel men's basketball team's victory over Alabama.

Designed by AECOM and built by BL Harbert, The Pavilion boasts a capacity of 9,500 fans and includes a number of first-class amenities, including courtside and baseline seating for students, three premium club areas for fans and more than 1,700 premium seats all within an intimate seating bowl.

The placement of The Pavilion is a long-term decision and allows Ole Miss to further enhance the athletics complex - better connecting athletics to the heart of the best campus in higher education. This centralized location creates an impressive "front door" for Ole Miss Athletics and a destination point not only on a gameday - but every day of the week.

FACILITY HIGHLIGHTS

- Opened January 7, 2016
- Capacity of 9,500 fans, including more than 1,700 premium seats
- Floor is named Craddock Court in honor of the Craddock family
- C Spire Speedzone offers a lightning fast, 1 gigabit-per-second, fiber optic-enabled Wi-Fi network
- Features one of the largest center-hung video display board in college sports with nearly 2,400 square feet of LED
- Also includes a five-story parking garage with more than 800 spaces
- More than 225,000 total square feet
- Men's and women's locker rooms measure almost 1,500 square feet, while the facility also houses two visiting team locker rooms, officials' locker rooms, a volleyball locker room and green room space
- Fan amenities include Steak 'n Shake, Raising Cane's, Rebel Shop and a ticket office

For information on The Pavilion at Ole Miss, please see page 144.





TUOHY BASKETBALL CENTER

The \$13-million, 51,000-square foot basketball-only facility opened in January 2010. In November 2014, the facility was named the Tuohy Basketball Center in honor of former Rebel hoops great Sean Tuohy and his family.

The staff and coaches' spaces are adjacent to the rotunda lobby, where receptionists direct visitors to their destinations. A separate entrance for coaches is provided. Coaches' offices, a conference room, a copy center and staff locker and dressing facilities complete the suites.

The team spaces are specialized with shared weight and training rooms and separate men's and women's film rooms, including computer terminals and video access.

During the summer of 2018, the floor was re-designed to match the court at The Pavilion. Updated graphics were posted throughout the facility, including the locker room. The graphics surrounding the practice court highlight the current players as well as the success throughout Ole Miss Basketball history. For more information, see page 145.

FACILITY HIGHLIGHTS

- Opened in January 2010
- Roughly \$13 million construction project
- 51,000 square feet
- Individual practice courts for the men's and women's teams
- Shared weight and training rooms
- Spacious locker and dressing facilities for the men's and women's teams
- Men's and women's film rooms, including computer terminals and video access
- Men's and women's team lounges with computer access and kitchenette
- Video editing rooms
- Attractive main lobby to receive visitors
- Multimedia/entertainment theater
- Coaches' office spaces include a conference room, copy center and staff locker and dressing facilities
- Head coaches' offices provide direct access to and view of their respective practice courts







SEC COMPETITION

- Thirteen of the 14 SEC coaches have led their teams to the NCAA Tournament. The one not included in that list is entering his first season coaching collegiately and was previously named NBA G League Coach of the Year.
- Twelve of the 14 SEC coaches have led their teams to a conference championship.
- The coaches have combined for 206 seasons of head coaching experience, more than 4,500 career wins, 54 conference titles and 117 NCAA Tournament appearances.
- 12 different SEC teams received votes in the Associated Press Poll during the 2018-19 season.
- Six SEC teams were ranked in the Associated Press Top 25 on January 21, 2019, tying for the most in a single AP poll in league history. The last time six teams were ranked in the AP Top 25 was exactly 16 years previously on January 21, 2003.
- The SEC's 26 Lottery Picks since 2010 are the second-most of any conference.
- The SEC's 15 NCAA Tournament selections over the last two years are second-most in the nation.
- The SEC's eight NCAA Tournament selections in 2018 are the most in league history.
- The SEC's 10 teams advancing to postseason play in 2018 (8 NCAA, 2 NIT) ties for the most in league history.
- SEC teams are 67-36 (64.1 percent) in the NCAA Tournament since 2012 (10-3 in 2012, 4-3 in 2013, 12-3 in 2014, 6-5 in 2015, 3-3 in 2016, 11-5 in 2017, 8-8 in 2018 and 12-7 in 2019).
- The SEC has had at least one team advance to the Sweet 16 in 29 of the last 30 years. All of the SEC's 14 members have advanced to the Sweet 16 since 1996.
- The SEC has had a team in the Final Four in six of the last nine years.
- Every team in the SEC has made at least one NCAA Tournament appearance in the last five editions of the NCAA Tournament.





STUDENT-ATHLETE DEVELOPMENT

Ole Miss student-athletes not only have the opportunity to play in one of the best conferences in the nation, they also attend a university that is world-renowned for its academics. Led by Senior Associate Athletics Director Dr. Bob Baker, the Office of Student-Athlete Development is committed to helping all Ole Miss student-athletes achieve academic success. Baker is assisted by 15 full-time members of the department along with numerous tutors and academic mentors.

Ole Miss Basketball had two Rebels represented on the SEC Winter Academic Honor Roll last year. With Ole Miss Athletics taking its place among the best in the nation, the Student-Athlete Development staff hopes that Ole Miss graduates of today have a great impact in the future of tomorrow.



(From L-to-R): Seniors Terence Davis, D.C. Davis and Bruce Stevens at their graduation ceremony in the Manning Center.



The Pavilion at Ole Miss, home of the Rebels, holds graduation ceremonies each year. Shown here is a May ceremony celebrating the class of 2019.



STRENGTH AND CONDITIONING

The mission of the Ole Miss strength and conditioning program is to develop the specific physical and mental abilities as well as the lifestyle habits of our student-athletes that will allow them to achieve the highest attainable levels of success.

We will demand discipline, relentlessness and intelligent effort while we work toward improving each athlete's skill level. We will cultivate a high-energy, up-tempo environment where enthusiasm and competition will flourish. We will attack this mission with a scientifically supported, comprehensive approach and specific considerations of the metabolic demands and injury risks of our sport. Training must prepare the athlete for the specific competitive stress load of their sport. Top priority is to develop improved coordination during the execution of speed, power and strength movements. We will seek to develop each athlete's individual ideal movement patterns, while maximally developing their strength, power, speed and agility. Everything we do in training is done to help the athletes more efficiently execute the movement requirements of their sport.





OUTSTANDING ATHLETICS

From Olympic gold medalist to Super Bowl winner to World Series champion, Ole Miss Rebels can be found at the pinnacle of many sports.

(Clockwise from top) - Ole Miss women's golf won its first SEC Championship in 2019; Six-time world champion, 11-time USA champion and 2012 Olympic gold medal long jumper **Brittney Reese**; Oxford native **Sam Kendricks** was an Olympic bronze medalist in 2016 and has claimed eight of the last nine U.S. pole vault titles he has competed in; **Rafaelle Souza** was a starting defender on the Brazilian national team during the 2015 Women's World Cup and played in the 2016 Rio Olympics; **Drew Pomeranz** was a member of the 2018 World Series Champion Boston Red Sox pitching staff, the 11th Rebel to be on a World Series winning team.



POSTSEASON PEDIGREE

- 13 Rebel sports competed in an NCAA Postseason in 2018-19
- Ole Miss has won four SEC team titles in the last three years



Baseball hosted its own NCAA Regional for the ninth time in program history and punched its ticket to Super Regionals for the sixth time after defeating Jacksonville State in the title game.



Men's Basketball took the SEC by storm in head coach Kermit Davis' first season in Oxford, rising as high as No. 18 nationally and earning a No. 8 seed in the NCAA Tournament.



Men's Golf earned a bid to the NCAA Regional for the third straight season and the 12th time in program history, entering the regional ranked as the No. 9 seed in competition.



Soccer earned its second straight NCAA Tournament bid after finishing third in SEC play, the best conference finish since 2005. Ole Miss advanced to the Second Round after beating No. 25 Clemson.



Softball hosted an NCAA Regional and advanced to Super Regionals for the second time in three years after recording the highest SEC finish (fifth) and second-most wins (41) in program history.



Men's Tennis earned its 26th consecutive bid to the NCAA Tournament, while Tim Sandkaulen advanced to the second round of the NCAA Singles Championships.



Ole Miss won the 2018 SEC **Men's Cross Country** title, the first in program history. The Rebel men went on to finish 17th at the NCAA Championships and the women 22nd, making Ole Miss one of seven schools nationally to place both in the top 25 each year since 2016.



Women's Golf won the 2019 SEC Championship in thrilling fashion, needing playoff holes in its final three matches before prevailing over South Carolina. Ole Miss went on to qualify for the NCAA Championships for the second time in as many years, finishing tied for 13th overall.

OLE MISS IN 2018-19

- 33 All-America selections
- 48 All-Conference selections
- 228 SEC Honor Roll selections

- 55 National academic honorees
- 13 Postseason team participants
- 15 Professional draft picks



OLE MISS
**IMPACT &
IMPROVEMENTS**

**INITIATING
IMPACT***

The University of Mississippi enables **43,121 jobs** across the state, which equates to **one of out of every 37 jobs** in Mississippi.

The total amount of additional income generated for Mississippi by Ole Miss alumni and the businesses that employ them **exceeded \$905 million** during FY 2016-17.

**Based on economic impact study conducted during FY 2016-17*



IMPROVING INFRASTRUCTURE

The new **South Campus Recreation Facility and Transportation Hub** includes **121,000 square feet** dedicated to the **health and wellness** of the Ole Miss community and serves as home to the William Magee Center for Wellness Education.

The newly renovated **Ole Miss Student Union** now boasts nearly **180,000 square feet** featuring an enhanced dining space, a transit hub, an expanded Barnes & Noble bookstore and coffee shop, as well as large ballroom.

ADDING VALUE TO MISSISSIPPI

Ole Miss graduates are the **best in the state** at finding employment and keeping it. Data from the U.S. Department of Education shows that after 10 years, **91.42 percent of Ole Miss graduates** are still employed.

The Mississippi Teacher Corps tackles the challenges of finding and producing more certified teachers for Mississippi's high-need public schools. The program has trained and placed **more than 750 teachers**, serving **57 high-need public school districts** across the Delta and north Mississippi.



Tens of thousands visitors enjoy the historic Square in downtown Oxford each year, including the famous Square Books bookstore.

- No. 2 College Town (Livability.com)
- No. 2 College Football Town (NCAA.com)
- Top 6 College Towns in America (USA Today)
- Top 10 Coolest College Towns in America (Travel & Leisure)
- Top 20 Best Small Towns in America (Smithsonian)
- Top 100 Places to Live (Money Magazine)

OXFORD, MISSISSIPPI


Touted as the “Cultural Mecca of the South”, creativity abounds in Oxford as musicians, artists and writers alike find inspiration in Oxford’s rich history, small town charm and creative community. Nobel Prize winning author William Faulkner made his home here and many have followed in his footsteps. Oxford is also known for its exceptional culinary experiences at the many restaurants options, from down home cooking to upscale culinary creations.

“The boys were extremely excited to come to Oxford. I think as a ballclub, with our players and all of the parents talking, I think we are falling in love with Oxford, the people here, how we are being treated and the hospitality. I think we are going to have a lot of people rooting for Ole Miss in every sport down the road after the experience they have given us here.”

- Mike Gambino, Boston College baseball coach
(at the 2016 NCAA Oxford Regional)



Ole Miss sporting events regularly attract such celebrities as movie stars Samuel L. Jackson and Woody Harrelson.



In addition to the popular Double Decker Arts Festival that brings thousands of visitors to Oxford each April, the town’s thriving music scene has welcomed such acts as Snoop Dogg, Willie Nelson, B.B. King, Brad Paisley, Zac Brown Band, Thomas Rhett, Three 6 Mafia and Wilco. Artists that have recorded at local Sweet Tea Studios include the Counting Crows, Gavin DeGraw, Ben Folds, the Hives, Jars of Clay and Modest Mouse. Oxford’s Lyric has been named one of the top 100 music club venues in the world by Pollstar, the leading concert industry trade publication.



COMMUNITY INVOLVEMENT

The people of Oxford offer tremendous support to the Ole Miss athletics teams, and the Rebel student-athletes return that support by being actively involved in both the Oxford and University communities. Among the worthwhile activities that Ole Miss student-athletes regularly participate in are assisting with reading programs at local schools such as “Reading with the Rebels,” visiting patients in area hospitals, being mentors to elementary school students, visiting senior adults at local retirement centers, holding several “Meet the Rebels” days throughout the year, and giving numerous talks on subjects such as drug awareness and staying in school to area students. The Ole Miss men’s basketball team is active in the community throughout the year, assisting with a variety of events and activities.



(Clockwise from top) - The Ole Miss basketball team visited Batson Children’s Hospital in Jackson, Mississippi to spread some Christmas cheer; Rebel Basketball student-athletes and coaches delivered meals around the Oxford community for Thanksgiving; Ole Miss students “Made Kermit Pay” more than \$10,000 to the American Cancer Society by making free throws and half court shots and helping #SinkCancer; Due to the devastation left by Hurricane Dorian in The Bahamas, the Rebels participated in a relief drive. This season’s exhibition contest will be a Hurricane Dorian relief game, where donations will be collected.



EXCITEMENT SURROUNDS REBEL HOOPS

When Kermit Davis was introduced as the 22nd head coach in Ole Miss men's basketball history (March 19, 2018), he mentioned the type of brand he wanted fans to see when the Rebels stepped onto the court.

"I hope it's toughness, hope it's passion, hope it's great body language, and I hope it's winning. I hope it's high-tempo, high-action play," Davis said.

It was a vision of basketball that most didn't see coming in his first year at Ole Miss. The Rebels were picked to finish last in the SEC, but the head coach mentioned in his first team meeting that it wouldn't be fair to "rebuild" for seniors like Terence Davis. From the get-go, the team bought in to Kermit Davis' system. It paid off as Ole Miss posted a 20-13 record, finished sixth in the SEC and returned to the NCAA Tournament for the first time in four seasons.

After exceeding expectations in Davis' first season in Oxford, the buzz around Ole Miss Basketball is on another level. With four of the top six scorers back from a season ago, there's reason for that excitement.

"Compared to last year's team, I was very proud of that team, but we're deeper and more athletic (now). We look more like an SEC team, and we're excited about getting going," Davis said.

There is one extremely athletic player that the Rebels will be missing this season. Terence Davis went out with a bang, earning second team All-SEC

honors as a senior by averaging 15.2 points per game and leading the team in rebounds (5.8 per game) and assists (3.5 per game). He finished his Ole Miss career with 1,512 points, ranking 12th in program history. After turning heads at the NBA Summer League in Las Vegas, Davis earned a multi-year contract with the reigning NBA champion Toronto Raptors. With Terence Davis in the NBA, a media member asked Kermit Davis where to look in terms of replacing that kind of production.

"It's hard," he said. "You have to look at, No. 1, the veteran backcourt we have that's back. You hope to have that same Breein Tyree that made the jump from 10 points to 18 (points per game). Devontae (Shuler) made a jump too. Both of those guys have to step up. It might not be production in points scored, but their leadership, which has been better. How they defend, how they share the ball, you've got to start there."

Starting with that veteran backcourt, Tyree returns as the team's lone senior. After averaging 17.9 points per game last season to collect first team All-SEC accolades, the Somerset, New Jersey, native is the SEC's leading returning scorer heading into the 2019-20 campaign. He has played in 99 games as a Rebel and already has 1,187 points in the Red and Blue. While Tyree may have flown under the radar entering his junior season, that won't be the case this year. He is one of 20 guards named to the preseason watch list for the Jerry West Award, an honor bestowed to the best shooting guard in the country. Tyree knows opposing teams will focus on stopping him from scoring, and he's preparing to showcase his versatility.

"I'm just going to play my hardest and do what the team needs me to do to win," Tyree said. "I'm not focusing on scoring too many points, going for 30 a game every night. Whether it's scoring 10 points or 30 points, I'm going to do what the team needs me to do to win and that's what I'm focusing on. I want to work on my play-making ability and getting my assists higher to at least five a game. With the additions we have to this team, they'll help me do that."

Ole Miss returns four of its top six scorers from last season's team that placed sixth in the SEC and made the NCAA Tournament after being predicted to finish last in the conference.

As Davis mentioned, alongside Tyree in the veteran backcourt is Devontae Shuler. Moving to point guard as a sophomore, Shuler shined in his new position. He averaged 10.3 points per game and ranked eighth in the SEC in assist/turnover ratio (1.7). On the other side of the floor, Shuler showcased quick and active hands. His 56 steals were the most ever by an Ole Miss sophomore, while ranking seventh in a single season in program history. Shuler's shooting improved drastically as well, leading the team in three-point field goal percentage (.402). With two years of experience under his belt, Davis sees continued improvement

from his point guard.

“Devontae is playing more like a point guard, and he has settled into that role,” Davis said. “He really can be one of the best on-ball defenders in the SEC.”

Other returners feature a trio of sophomores. As a freshman last year, Blake Hinson made 31 starts and averaged 8.3 points per game. His athleticism allows him to play a variety of positions in Davis’ system, and he will be relied upon to fill some of the production and leadership lost from the graduation of Terence Davis.

“Even as a young freshman, his voice was the best in our gym,” head coach Kermit Davis said.

KJ Buffen will see an increased role as a sophomore. During his freshman season, the 6-foot-7 forward led the team in minutes off the bench (20.9 per game) and appeared in every game. Playing the four, Buffen has worked on stretching his game during the offseason. Knocking down shots from beyond the arc could create problems for the opposition.

“He shot the ball a lot better this summer. He’s a more confident shooter,” Davis said. “I’ve been on him for shooting more, but you don’t want a 6-foot-7 guy just running around the three-point line. He’s got to go back and rebound the ball. He’s got skill driving the ball and passing it, but he’ll make plenty of threes this year.”

The other sophomore, Luis Rodriguez, saw limited action as a freshman (6.1 minutes per game). However, he flashed potential and seems ready to take the next step.

“If we started today, he would start,” Davis said. “He’s physical and when the ball goes up, he’s a natural instinctive rebounder. He’s playing more confident. He feels good in the system. He’s not thinking so much, he’s just playing. Sometimes when guys are trying to grasp a system defensively and offensively, it paralyzes them and they don’t move freely.



Head coach Kermit Davis (left) has a talented backcourt in Breein Tyree (center) and Devontae Shuler (right) to lead the Rebels this season.

He’s moving freely now, and he’s going to do really good things this year. He’s the best on-ball defender we have.”

After redshirting last season, forward Carlos Curry and guard Franco Miller Jr. look to find a spot in the rotation.

Along with the returners, a plethora of talented newcomers join the squad. Davis’ first full recruiting class ranked 22nd nationally by Rivals.com. Four-star prospects include guard Austin Crowley, guard Bryce Williams, forward Antavion Collum and forward Khadim Sy. Williams and Sy are junior college transfers from Daytona State, where Sy became one of the most sought-after JUCO prospects in the country. Sy spent his freshman season at Virginia Tech, so he already brings Division I experience. Sammy Hunter, one of the top prospects out of The Bahamas, is another newcomer who could make an immediate impact after a successful prep career in Canada.

The combination of veterans and young talent

will provide an increase in the team’s depth this season. Guys battling it out in practice will help make the Rebels better individually and as a whole.

“The competition, fans see it in games, but coaches see it and appreciate it in practice,” Davis said. “That’s where your team grows. It grows also when a guy knows he’s got to give his very best effort because there’s a guy right behind him to get into the game. When you have two or three at every single position, when everyone’s got to be on edge every single day, the competition to get better grows.”

“Compared to last year’s team, I was very proud of that team, but we’re deeper and more athletic (now). We look more like an SEC team, and we’re excited about getting going.”

- Head Coach Kermit Davis

Competition creates excitement, and last season’s competitive Rebels saw fans rally behind them. Ole Miss led the SEC in increased average attendance during conference games. Five games at The Pavilion were sold out, a record for the arena, and the average attendance set a new high as well. With Rebel Nation itching for the return of Ole Miss Basketball this year, they’ll have a chance to pack The Pavilion right at the start of the season. Four home games tip off the 2019-20 campaign, beginning with a Nov. 8 matchup versus Arkansas State.

The season is right around the corner. Are you ready?



Breein Tyree, the lone senior on the team, is the SEC leading returning scorer (17.9 ppg) heading into the 2019-20 season.

2019-20 REBEL BREAKDOWN

RETURNEES (9)

Starters (3)

No.	Name	Pos.	Ht.	Wt.	Yr.	Exp.	Ppg	Rpg	Apg	Spg	Bpg	G/GS
4	Breein Tyree*	G	6-2	192	Sr.	3L	17.9	2.9	2.8	1.0	0.4	33/33
2	Devontae Shuler	G	6-2	192	Jr.	2L	10.3	4.2	3.3	1.7	0.2	33/31
0	Blake Hinson	G/F	6-7	230	So.	1L	8.3	2.9	1.1	0.5	0.3	32/31

*First Team All-SEC

Other Letterwinners (2)

No.	Name	Pos.	Ht.	Wt.	Yr.	Exp.	Ppg	Rpg	Apg	Spg	Bpg	G/GS
5	KJ Buffen	F	6-7	225	So.	1L	6.0	4.4	1.2	0.8	0.5	33/2
15	Luis Rodriguez	G/F	6-6	211	So.	1L	1.1	1.1	0.6	0.2	0.3	25/0

Non-letterwinners (4)

No.	Name	Pos.	Ht.	Wt.	Yr.	Exp.
10	Carlos Curry	F	6-11	235	R-Fr.	Redshirted
11	Franco Miller Jr.	G	6-3	202	R-Fr.	Redshirted
33	John McBride	G	6-7	221	R-Fr.	Redshirted (Walk-On)
34	Conner McKay	G	5-11	188	Jr.	Practice Squad (Walk-On)



Sophomore forward KJ Buffen

• The Rebels return four of their top six leading scorers, including the SEC's leading returning scorer **Breein Tyree** (17.9 ppg). **Devontae Shuler** (10.3 ppg) is back for his junior campaign after his first season at point guard in which he recorded 56 steals (most by a sophomore in Ole Miss history). **Blake Hinson** (8.3 ppg) started 31 games as a freshman, and **KJ Buffen** (6.0) played in all 33 games (20.9 minutes per game to lead the bench in playing time).

• **Breein Tyree**, a 2019 first team All-SEC guard, enters his senior season ranked 29th on Ole Miss' all-time scoring list with 1,187 points. He's also 11th in school history with 143 three-pointers made throughout his career. In each of his three seasons, Tyree has increased his scoring in SEC games. Last season, he averaged 19.1 ppg in conference games.

• **Number changes** — One Rebel has changed numbers heading into the 2019-20 season: **KJ Buffen** (#14 to #5).

LOST (7)

Starters (2)

No.	Name	Pos.	Ht.	Wt.	17-18 Yr.	Exp.	Ppg	Rpg	Apg	Spg	Bpg	G/GS
3	Terence Davis*	G	6-4	205	Sr.	4L	15.2	5.8	3.5	1.6	0.6	33/32
13	Dominik Olejniczak	C	7-0	260	Jr.	2L	5.3	3.0	0.7	0.5	0.9	33/22

* Second Team All-SEC

Other Letterwinners (5)

12	Bruce Stevens	F	6-8	252	Sr.	2L	8.5	4.4	0.8	0.6	0.4	33/11
20	D.C. Davis	G	5-11	175	Sr.	2L	2.2	1.5	0.8	0.2	0.2	33/3
5	Brian Halums	G	6-5	188	Jr.	1L	1.8	0.4	0.2	0.0	0.0	12/0
1	Zach Naylor	F	6-8	220	Jr.	1L	0.7	0.9	0.3	0.1	0.1	19/0
10	Antonio Morgano	G	5-10	173	So.	2L	0.3	0.2	0.0	0.0	0.0	6/0

• The Rebels must replace second team All-SEC guard **Terence Davis**, who finished his career ranked 12th on the program's all-time scoring list with 1,512 points. After going undrafted, Davis turned heads in the NBA Summer League in Las Vegas and quickly earned a multi-year deal with the reigning champion Toronto Raptors.

• After earning his degree from Ole Miss, **Dominik Olejniczak** headed to Florida State as a graduate transfer.

2019-20 REBEL BREAKDOWN

NEWCOMERS (7)

No.	Name	Pos.	Ht.	Wt.	Yr.	Exp.
1	Austin Crowley	G	6-5	188	Fr.	High School
3	Khadim Sy	F	6-10	244	Jr.	Junior College (Daytona State) and Division I (Virginia Tech)
12	Shon Robinson	F	6-11	210	Fr.	High School
13	Bryce Williams	G	6-2	178	Jr.	Junior College (Daytona State)
14	Antavion Collum	F	6-7	228	Fr.	High School
23	Sammy Hunter	F	6-9	230	Fr.	High School
24	Jarkel Joiner*	G	6-1	177	Jr.	Division I Transfer (CSU Bakersfield)

*Will sit out 2019-20 season due to NCAA transfer rules

• Kermit Davis' first full recruiting class ranked 22nd nationally by Rivals.com. Four-star prospects include guard **Austin Crowley**, guard **Bryce Williams**, forward **Antavion Collum** and forward **Khadim Sy**. **Sammy Hunter**, one of the top prospects out of The Bahamas, is another newcomer who could make an immediate impact after a successful prep career in Canada.

• **Shon Robinson**, a four-star prospect and No. 85 nationally in the 2020 class by ESPN, finished high school in the summer to reclassify and become part of the 2019 class. **Jarkel Joiner** returns to his hometown after two strong seasons at CSU Bakersfield.

2019-20 REBELS



Front Row (L-R): Coordinator of Operations Thomas Gray, Assistant Coach Win Case, KJ Buffen, Conner McKay, Jarkel Joiner, Devontae Shuler, Head Coach Kermit Davis, Breein Tyree, Bryce Williams, Franco Miller Jr., Austin Crowley, Assistant Coach Ronnie Hamilton, Assistant Coach Levi Watkins. Back Row (L-R): Athletic Trainer Andrew Beyke, Strength and Conditioning Coach Riley Allen, Assistant Director of On-Campus Recruiting Connor Walsh, Coordinator of Video Services Nathan Dye, John McBride, Antavion Collum, Blake Hinson, Sammy Hunter, Carlos Curry, Khadim Sy, Shon Robinson, Luis Rodriguez, Graduate Assistant Lane Below, Coordinator of Player Development Vic Meena, Graduate Assistant Francis Duggan.

2019-20 REBEL ROSTER

NUMERICAL

#	NAME	POS.	HT.	WT.	YR.-EXP.	HOMETOWN (LAST SCHOOL)
0	Blake Hinson	G/F	6-7	230	SO.-1L	Deltona, Fla. (Sunrise Christian Academy (Kan.))
1	Austin Crowley	G	6-5	188	FR.-HS	West Point, Miss. (Sunrise Christian Academy (Kan.))
2	Devontae Shuler	G	6-2	190	JR.-2L	Irmo, S.C. (Oak Hill Academy)
3	Khadim Sy	F	6-10	244	JR.-JC	Dakar, Senegal (Daytona State)
4	Breein Tyree	G	6-2	193	SR.-3L	Somerset, N.J. (St. Joseph HS)
5	KJ Buffen	F	6-7	225	SO.-1L	Gainesville, Ga. (Gainesville HS)
10	Carlos Curry	F	6-11	235	FR.-RS	Albany, Ga. (Dougherty Comprehensive)
11	Franco Miller Jr.	G	6-3	202	FR.-RS	Freeport, Bahamas (Crestwood Prep (Canada))
12	Shon Robinson	F	6-11	210	FR.-HS	Chicago, Ill. (Eduprize (Ariz.))
13	Bryce Williams	G	6-2	178	JR.-JC	Tampa, Fla. (Daytona State)
14	Antavion Collum	F	6-7	228	FR.-HS	Memphis, Tenn. (Bartlett HS)
15	Luis Rodriguez	G/F	6-6	211	SO.-1L	Los Angeles, Calif. (Woodstock Academy (Conn.))
23	Sammy Hunter	F	6-9	230	FR.-HS	Nassau, Bahamas (B.C. Christian Academy (Canada))
24	Jarkel Joiner*	G	6-1	177	JR.-TR	Oxford, Miss. (CSU Bakersfield)
33	John McBride	G	6-7	221	FR.-RS	Memphis, Tenn. (Memphis University School)
34	Conner McKay	G	5-11	188	JR.-SQ	Baldwyn, Miss. (Northeast Mississippi C.C.)

*Will sit out 2019-20 season due to NCAA transfer rules

ROSTER BREAKDOWN

BY CLASS

Seniors (1): Breein Tyree

Juniors (5): Jarkel Joiner, Conner McKay, Devontae Shuler, Khadim Sy, Bryce Williams

Sophomores (3): KJ Buffen, Blake Hinson, Luis Rodriguez

Freshmen (7): Antavion Collum, Austin Crowley, Carlos Curry, Sammy Hunter, John McBride, Franco Miller Jr., Shon Robinson

BY STATE/COUNTRY

Mississippi (3): Austin Crowley, Jarkel Joiner, Conner McKay

California (1): Luis Rodriguez

Florida (2): Blake Hinson, Bryce Williams

Georgia (2): KJ Buffen, Carlos Curry

Illinois (1): Shon Robinson

New Jersey (1): Breein Tyree

South Carolina (1): Devontae Shuler

Tennessee (2): Antavion Collum, John McBride

The Bahamas (2): Sammy Hunter, Franco Miller Jr.

Senegal (1): Khadim Sy

COACHING STAFF

Head Coach:

Kermit Davis (Mississippi State, 1982), Second Season

Assistant Coaches:

Win Case (University of Science and Arts of Oklahoma, 1986), Second Season

Ronnie Hamilton (Duke, 2002), Second Season

Levi Watkins (NC State, 2005), Second Season

Coordinator of Basketball Operations: Thomas Gray

Coordinator of Video Services: Nathan Dye

Athletic Trainer: Andrew Beyke

Strength & Conditioning Coach: Riley Allen

Senior Staff Assistant: Kara Hobson

PRONUNCIATION GUIDE

KJ **BUFFEN**

BUFF-en

ANTAVION Collum

an-TAY-vee-on

Austin **CROWLEY**

CROW-lee

DEVONTAE SHULER

duh-VON-tay SHOO-ler


KHADIM SY

huh-DEEM SEE


2019-20 RADIO/TV ROSTER




0
BLAKE HINSON
 6-7 • 230 • G/F • So.
 Deltona, Fla.



1
AUSTIN CROWLEY
 6-5 • 188 • G • Fr.
 West Point, Miss.




2
DEVONTAE SHULER
 6-2 • 192 • G • Jr.
 Irmo, S.C.



3
KHADIM SY
 6-10 • 244 • F • Jr.
 Dakar, Senegal




4
BREEIN TYREE
 6-2 • 195 • G • Sr.
 Somerset, N.J.




5
KJ BUFFEN
 6-7 • 225 • F • So.
 Gainesville, Ga.




10
CARLOS CURRY
 6-11 • 235 • F • R-Fr.
 Albany, Ga.




11
FRANCO MILLER JR.
 6-3 • 202 • G • R-Fr.
 Freeport, Bahamas




12
SHON ROBINSON
 6-11 • 210 • F • Fr.
 Chicago, Ill.




13
BRYCE WILLIAMS
 6-2 • 178 • G • Jr.
 Tampa, Fla.




14
ANTAVION COLLUM
 6-7 • 228 • F • Fr.
 Memphis, Tenn.




15
LUIS RODRIGUEZ
 6-6 • 211 • G/F • So.
 Los Angeles, Calif.




23
SAMMY HUNTER
 6-9 • 230 • F • Fr.
 Nassau, Bahamas



24
JARKEl JOINER
 6-1 • 177 • G • Jr.
 Oxford, Miss.



33
JOHN MCBRIDE
 6-7 • 221 • G • R-Fr.
 Memphis, Tenn.




34
CONNER MCKAY
 5-11 • 188 • G • Jr.
 Baldwin, Miss.



KERMIT DAVIS
 Head Coach
 Second year at Ole Miss



WIN CASE
 Assistant Coach
 Second year at Ole Miss



RONNIE HAMILTON
 Assistant Coach
 Second year at Ole Miss



LEVI WATKINS
 Assistant Coach
 Second year at Ole Miss



WHAT THEY ARE SAYING ABOUT DAVIS AND THE REBELS



“

IN HIS FIRST YEAR AT OLE MISS, KERMIT DAVIS HAS EXCEEDED EXPECTATIONS MORE THAN ANY OTHER POWER-CONFERENCE COACH.

”

GARY PARRISH
CBSsports.com



“

I TOLD KERMIT (DAVIS) THAT HE HAS DONE SUCH A WONDERFUL JOB. EVERYBODY THAT COMES IN HERE (THE PAVILION), YOU EITHER LOSE OR YOU ARE LUCKY TO GET OUT ALIVE. THIS TEAM IS AN NCAA TOURNAMENT TEAM AND THEY CAN DO DAMAGE. THEY CAN BEAT YOU ON THE BOUNCE, THEY CAN BEAT YOU WITH THREES, THEY PROVED THEY CAN THROW IT INSIDE AGAINST US.

”

JOHN CALIPARI
Kentucky head coach



“

THEY CAN PLAY WITH ANYONE IN THE COUNTRY. YOU LOOK AT OUR SCHEDULE AND WHO WE HAVE PLAYED AGAINST. NOBODY WILL LOOK FORWARD TO PLAYING OLE MISS. THAT WAS A SWEET 16 OR ELITE EIGHT TYPE GAME. BOTH TEAMS PLAYED SO HARD. IT WAS A TOUGH HARD-NOSED GAME. WE ARE ALL FIGHTING FOR SOMETHING, WHETHER YOU WANT SEEDING IN THE CONFERENCE TOURNAMENT OR THE NCAA TOURNAMENT. I KEEP SAYING I THINK OUR LEAGUE DESERVES EIGHT TEAMS. KERMIT (DAVIS) HAS DONE A GREAT JOB AND THE KEY TO BEING GOOD IN THIS LEAGUE IS YOU HOPE TO BE PICKED 13TH OR 14TH EVERY YEAR. OUR LEAGUE DESERVES A LOT IN THIS NCAA TOURNAMENT.

”

RICK BARNES
Tennessee head coach



“

KERMIT DAVIS IS ONE OF THE BEST COACHES IN OUR COUNTRY. I'VE COACHED AGAINST HIM FIVE TIMES AT MIDDLE TENNESSEE, AND THIS IS MY FOURTH TIME COACHING AGAINST HIM AT AUBURN SO I HAVE SEEN HIM PROBABLY MORE TIMES THAN EVERYONE ELSE IN OUR LEAGUE. I'M NOT SURPRISED THAT KERMIT HAS TURNED THINGS AROUND THIS QUICKLY BECAUSE HE'S GOT A GOOD TEAM.

”

BRUCE PEARL
Auburn head coach



“

THERE'S NOBODY IN THE COUNTRY THAT WANTS TO FACE OLE MISS, WHETHER IT'S IN THE OPENING ROUND, THE SECOND ROUND, OR THE SWEET 16.

”

TOM CREAN
Georgia head coach



HEAD COACH KERMIT DAVIS

Kermit Davis is in his second season at the helm of Ole Miss Basketball. A nine-time conference coach of the year, Davis is 31st among active Division I head coaches with 423 career wins over 21 seasons, including stints at MT, Idaho and Texas A&M. In 24 seasons as a college basketball head coach, he has amassed 489 wins.

After leading Middle Tennessee to conference championships and NCAA Tournament runs, the Leakesville, Mississippi, native returned to his home state as the 22nd permanent head coach of the Ole Miss basketball program, as announced on March 15, 2018.

Davis wasted no time making an impact in Oxford. With the Rebels coming off a last-place finish in 2017-18, the media picked Ole Miss to land at the bottom of the SEC standings again in 2018-19. However, Davis led one of the biggest turnaround seasons in the nation. Behind the play of All-SEC guards Breein Tyree (first team) and Terence Davis (second team), the Rebels posted a 20-13 record to earn a spot in the NCAA Tournament for the first time in four years. With a return to March Madness for the sixth time in his career, Davis joined a list of 63 coaches in college basketball history to take three different schools to the NCAA Tournament.

Ole Miss won 13 of its first 15 games to begin the Davis era, which included victories against top-15 teams Auburn and Mississippi State to vault the Rebels into the national rankings for the first time in six years. Davis became the first Ole Miss head coach to win his first three SEC games. The Rebels ended the conference slate with a 10-8 mark, good enough for a tie for sixth in the standings. Davis was named SEC Coach of the Year by his peers and the Associated Press, earning conference coach of the year accolades for the ninth time in his career. He became the sixth Ole Miss coach to earn SEC Coach of the Year honors, while joining Andy Kennedy as the only Rebel coaches to collect the award in their first year in Oxford.

Davis brought an exciting brand of basketball to The Pavilion, as Ole Miss led the SEC in increased attendance for conference games (23.75%). The Rebels sold out five home games in his first year, exceeding the four sellouts combined over the first two and a half seasons in The Pavilion.

Prior to returning to his home state, Davis guided Middle Tennessee to league titles in seven of his last nine years in Murfreesboro, between Conference USA and the Sun Belt. Middle Tennessee is one of five programs he has led to conference championships in 36 years as an assistant and head coach.

Under Davis' watch, Middle Tennessee made the 2013, 2016 and 2017 NCAA tournaments and defeated No. 2 seed Michigan State and No. 5 seed Minnesota in back-to-back seasons.

With a 25-8 record in 2018, Middle Tennessee reached the 24-win mark for the sixth time in seven seasons, which in turn led to six postseason appearances during that period. The Blue Raiders won consecutive Conference USA regular season titles in Davis' final two years, posting a 33-3 mark in C-USA play.

Davis' Blue Raiders posted a 31-5 record in 2017, including a 17-1 mark in Conference USA play, setting a school record for overall victories and a C-USA record for league wins. Middle Tennessee swept the conference regular season and tourney titles on its way to a second consecutive NCAA Tournament berth that saw them topple No. 5 seed Minnesota, 81-72, in Milwaukee.

The Blue Raiders finished the 2016 season with a 25-10 mark and won their first Conference USA Tournament title just three years into their tenure. In the Big Dance, Davis led the Raiders to St. Louis as a No. 15 seed against Tom Izzo's No. 2 seed and second-ranked Michigan State Spartans, directing one of the biggest upsets in NCAA Tournament history as the Blue Raiders captured a 90-81 win to move into the second round.

Middle Tennessee was a giant killer under Davis, posting a 12-11 record against seven different Power 5 teams from 2012 through 2018. Over the final three seasons, the Blue Raiders boasted a 7-1 record against the SEC and Big Ten, including the two NCAA Tournament wins.

Defense has long been a staple for Davis' squads, as the Blue Raiders ranked top-two in C-USA in scoring defense in each of his final four seasons. That style of play correlated to tremendous success on the road, including a 23-3 record away from home over his last two campaigns in Murfreesboro.

With Davis' emphasis on academics, Middle Tennessee was one of only six teams in 2017 and one of only seven in 2016 with a 100 percent graduation rate and also win an NCAA Tournament game that season — joining Kansas, Villanova, Duke, Notre Dame and Butler in both seasons as well as Iowa in 2016. Davis graduated 52 consecutive MT student-athletes that exhausted their eligibility.

Davis excelled in ramping up fan support during his tenure as well, frequently surpassing season attendance marks while averaging a home crowd of nearly 7,000 in his final season. A Murphy Center attendance record of 11,807 was set for Western Kentucky in 2004, while 11,802 fans were on hand for the Tennessee game in 2009.

Davis coached 25 all-conference players and five players of the year at Middle Tennessee and signed five top-25 recruiting classes, including the No. 11 class in 2004. He left Murfreesboro as the all-time winningest coach for both the school and the Sun Belt Conference.

Before arriving at Middle Tennessee in 2002, Davis spent five seasons as the associate head coach at LSU under John Brady. With Davis assembling multiple top-five recruiting classes, the Tigers captured the SEC title in 2000 and reached the Sweet 16 for the first time in 13 years.

In two tours of duty as Idaho head coach in 1997 and from 1989-90, Davis compiled a 63-29 record, the best three-year total in the program's history, and earned NCAA Tournament berths in 1989 and 1990.

Davis took the helm at Idaho before the 1989 season after two years as an assistant coach under Tim Floyd, and at the time, was the youngest Division I head coach in the nation at age 28. It was not the first time Davis had been the country's youngest head coach. When he was hired as the head coach at Southwest Mississippi Community College in 1984, he became the youngest junior college coach in the nation at age 24. His youth served him well at Southwest Mississippi, as he put together a 39-20 record in two seasons. His 1986 squad won 22 games, posting the school's first 20-win season in 17 years.

After spending two seasons as the head coach at Idaho, Davis went on to become the head coach at Texas A&M for the 1991 campaign. From Texas A&M, Davis moved on to serve as associate head coach at Chipola Junior College for two seasons before ascending to the top spot for the 1994 campaign. During his season as the team's head coach, Chipola finished the season ranked No. 4 in the national polls and posted a 27-5 record, giving the team the second-most wins in school history.

From Chipola, Davis moved on to serve as associate head coach at Utah State from 1995-96. With the Aggies, Davis coached under Larry Eustachy, and the pair combined to win the Big West championship in 1995.

The son of former Mississippi State head coach Kermit Davis Sr., the younger Davis played for the Bulldogs and graduated from MSU in 1982, before beginning his coaching career at his alma mater as a graduate assistant.

He and his wife, Betty, have two daughters, Ally and Claire.



A nine-time conference coach of the year, Kermit Davis is the reigning SEC Coach of the Year after his first season at Ole Miss.



The Davis family (from L-to-R): Betty, Kermit, Ally, Claire.

CAREER RECORD AS A HEAD COACH (ALL DIVISIONS):

489-276 (.639 pct. / 24 seasons)

CAREER RECORD AS A HEAD COACH (DIVISION I):

423-251 (.629 pct. / 21 seasons)

COACHING HONORS

- 1989 Big Sky Coach of the Year (league)
- 1990 Big Sky Coach of the Year (league)
- 2003 Sun Belt Coach of the Year (league)
- 2008 Sun Belt Coach of the Year (CollegInsider.com)
- 2010 Sun Belt Coach of the Year (CollegInsider.com)
- 2012 Sun Belt Coach of the Year (league, CollegInsider.com)
- 2012 NABC District 24 Coach of the Year
- 2013 Sun Belt Coach of the Year (league, CollegInsider.com)
- 2016 Daily News Journal Sportsperson of the Year
- 2017 Conference USA Coach of the Year (league)
- 2017 NABC District 11 Coach of the Year
- 2017 TSWA Coach of the Year
- 2019 Jim Phelan Award Finalist (CollegInsider.com)
- 2019 SEC Coach of the Year (league, AP)



COACHING CAREER

Season	School	Position	Record/Postseason
1984-85	Southwest Mississippi CC	Head Coach	17-9
1985-86	Southwest Mississippi CC	Head Coach	22-11
1986-87	Idaho	Assistant Coach	16-14
1987-88	Idaho	Assistant Coach	19-11
1988-89	Idaho	Head Coach	25-6/NCAA First Round
1989-90	Idaho	Head Coach	25-6/NCAA First Round
1990-91	Texas A&M	Head Coach	8-21
1991-92	Chipola	Associate Head Coach	
1992-93	Chipola	Associate Head Coach	
1993-94	Chipola	Head Coach	27-5/State Semifinals
1994-95	Utah State	Associate Head Coach	21-8/NIT
1995-96	Utah State	Associate Head Coach	18-15
1996-97	Idaho	Head Coach	13-17
1997-98	LSU	Associate Head Coach	9-18
1998-99	LSU	Associate Head Coach	12-15
1999-2000	LSU	Associate Head Coach	28-6/NCAA Sweet Sixteen
2000-01	LSU	Associate Head Coach	13-16
2001-02	LSU	Associate Head Coach	19-15/NIT Second Round
2002-03	Middle Tennessee	Head Coach	16-14
2003-04	Middle Tennessee	Head Coach	17-12
2004-05	Middle Tennessee	Head Coach	19-12
2005-06	Middle Tennessee	Head Coach	16-12
2006-07	Middle Tennessee	Head Coach	15-17
2007-08	Middle Tennessee	Head Coach	17-15
2008-09	Middle Tennessee	Head Coach	18-14
2009-10	Middle Tennessee	Head Coach	19-14/CIT First Round
2010-11	Middle Tennessee	Head Coach	16-16
2011-12	Middle Tennessee	Head Coach	27-7/NIT Quarterfinals
2012-13	Middle Tennessee	Head Coach	28-6/NCAA First Four
2013-14	Middle Tennessee	Head Coach	24-9
2014-15	Middle Tennessee	Head Coach	19-17/CIT First Round
2015-16	Middle Tennessee	Head Coach	25-10/NCAA Second Round
2016-17	Middle Tennessee	Head Coach	31-5/NCAA Second Round
2017-18	Middle Tennessee	Head Coach	25-8/NIT Second Round
2018-19	Ole Miss	Head Coach	20-13/NCAA First Round

EDUCATION: Bachelor's (1982); Master's (1984) - Mississippi State

FASTBREAK FACTS ON KERMIT DAVIS

- Ranks 132nd all-time in career wins and 31st among active head coaches
- One of 63 coaches in college basketball history to take three different schools to the NCAA Tournament
- Nine seasons of 24 or more wins as a head coach
- Nine-time conference coach of the year
- Sixth Ole Miss coach to earn SEC Coach of the Year honors, only the second to do so in his first year
- First coach in Ole Miss history to win his first three SEC games
- Second coach in Ole Miss history to win 13 of his first 15 games as the Rebels' head coach
- Third coach in Ole Miss history to win 20 games in his first season as head coach
- Winningest head coach in Middle Tennessee history
- Winningest head coach in Sun Belt Conference history
- Coached Middle Tennessee to 179 wins in his last seven seasons there, the most by any school in the state of Tennessee during that span
- Won nine conference championships (seven regular season, two conference tournaments) over his last nine seasons at Middle Tennessee
- During the 2017-18 season, led the Blue Raiders to a nation-best 12 road wins as Middle Tennessee went 12-2 in true road games
- Coached one of the biggest upsets in NCAA Tournament history, leading No. 15 seed Middle Tennessee to a win over No. 2 seed Michigan State in the 2016 NCAA Tournament
- One year later, led Middle Tennessee back to the NCAA Tournament as a No. 12 seed, where they beat No. 5 seed Minnesota
- Other wins over Power 5 schools include Auburn, Ole Miss, Tennessee, UCLA and Vanderbilt
- As a head coach, has led his teams to 14 conference championships (10 regular season, four conference tournaments)
- Serving as associate head coach, helped Utah State and LSU earn conference titles; took LSU to the Sweet 16 to conclude a 28-6 campaign
- Inducted into the Southwest Mississippi College Hall of Fame in October 2018
- Youngest Division I head coach in the nation at Idaho at age 28
- Youngest junior college coach in the nation at Southwest Mississippi at age 24
- He and his wife Betty have two daughters, Ally and Claire




win CASE

Assistant Coach

Second Season

University of Science and Arts of Oklahoma ('86)



Win Case is in his second season as Ole Miss assistant coach after head coach Kermit Davis named him to the staff in March 2018.

Alongside Davis for the past 11 seasons, Case helped create a different culture of Ole Miss Basketball. That shift proved successful as the Rebels earned a trip to the NCAA Tournament in Case's first season in Oxford. Ole Miss posted a 20-13 overall record to go along with a 10-8 mark to place sixth in the SEC, well ahead of the media's last-place prediction.

Case guided All-SEC guards Breein Tyree (first team) and Terence Davis (second team), the highest scoring duo in conference games at 19.1 ppg and 15.5 ppg, respectively. Throughout the season, Ole Miss knocked down free throws at a 78.3 percent clip to rank fourth in the nation and set a school record.

During the staff's first full recruiting cycle, Case helped assemble a top-20 class, one of the best in Ole Miss history.

Prior to his arrival in Oxford, Case spent 10 seasons on Davis' staff at Middle Tennessee, helping the Blue Raiders capture seven conference titles and make three NCAA Tournament appearances. Middle Tennessee won 232 games during Case's decade in Murfreesboro, including six seasons with at least 24 victories.

Case has been highly successful at each of his previous collegiate stops and has a proven track record as both an assistant and head coach, having been part of national championship teams in each capacity. His career win-loss record as a head coach is an astounding 392-169.

The highly successful coach was the head men's basketball coach at Redlands College for one season, following a two-year stint at Eastern

Oklahoma State College, where he served as head men's basketball coach and athletics director. Case was head coach at Oklahoma City University for 13 years, posting a 343-127 record and winning the NAIA National Championship in 1994 and again in 1996. Before being head coach at Oklahoma City, Case served as an assistant there for two years and was part of two NAIA national championships (1991, 1992). The 1992 squad was 38-0.

Case played two seasons at Seminole Junior College and led the team to a runner-up finish in the NJCAA national championship game. Following two years of junior college, Case played two years at Oklahoma State, where he averaged 10.7 points as a senior. Case and current Kansas head coach Bill Self were teammates at Oklahoma State, and his son, Jeremy, was a member of Kansas' national championship team in 2008 and is currently the video coordinator for the Jayhawks.

Case began his coaching career as an assistant at Oklahoma Baptist in 1987. He spent two seasons as an assistant at Eastern Oklahoma before joining the staff at Oklahoma City University. He earned his bachelor's degree from the University of Science and Arts of Oklahoma in 1986.

Case has four children — Jeremy, Tiffany, Pierce and Julian. He is married to the former Ronda Crowe.

THE CASE FILE

COACHING CAREER

Season	School	Position
2019-Pres.	Ole Miss	Assistant Coach
2009-18	Middle Tennessee	Assistant Coach
2008	Redlands College	Head Coach/Athletic Director
2006-07	Eastern Oklahoma St.	Head Coach/Athletic Director
1994-2005	Oklahoma City University	Head Coach
1992-93	Oklahoma City University	Assistant Coach
1989-90	Eastern Oklahoma St.	Assistant Coach
1988	Oklahoma Baptist	Assistant Coach

EDUCATION

1986 B.A. in Education
University of Science and Arts of Oklahoma



Coach Case (left) with assistant coach Levi Watkins on the bench during the Rebels game against Florida Gulf Coast at The Pavilion.

ronnie HAMILTON

Assistant Coach

Second Season

Duke (2002)



Ronnie Hamilton is in his second year as assistant coach for the Rebels, having been hired by head coach Kermit Davis in March 2018.

A top recruiter, Hamilton made an immediate impact as Ole Miss' 2019 class ranked top-20 nationwide, one of the highest-ranked recruiting classes in school history.

Alongside Davis, Hamilton helped the Rebels return to the NCAA Tournament for the first time in four seasons. Ole Miss exceeded expectations after being picked to finish last in the SEC, posting a 20-13 (10-8 SEC) record to place sixth in the conference standings and earn a berth to March Madness.

In his first season at Ole Miss, Hamilton helped mentor the highest scoring duo in the SEC in all-conference guards Breein Tyree (first team) and Terence Davis (second team). Focusing on defense, Devontae Shuler (56) and Terence Davis (54) became the first pair of Rebels to tally at least 54 steals in the same season. The Rebels also shot 78.3 percent from the free throw line, a school record that ranked fourth in the country.

Before coming to Ole Miss, Hamilton was at Middle Tennessee for four seasons, assisting the program in one of the best runs in school history. With Davis and fellow Rebel assistant Win Case, he helped produce a stretch in which the Blue Raiders earned three straight Conference USA championships, recorded two NCAA Tournament upsets over No. 2 seed Michigan State (2016) and No. 5 seed Minnesota (2017) and won a school-record 31 games (2016).

Before arriving at Middle Tennessee, Hamilton was familiar with Conference USA due to stints at Houston and Tulane. The Oxford, North Carolina, native joined the Blue Raider coaching staff after a two-year stop at Houston.

During the 2012-13 season, Hamilton helped the Cougars post a 20-13 record and a 7-9 mark in C-USA play before they made the move to the American Athletic Conference.

In his first season with Houston, Hamilton worked closely with guard Joseph Young, who was named to the All-Conference USA Third Team and was

selected to the USBWA All-District VII squad. During the 2012-13 campaign, Hamilton also worked closely with Danuel House, who went on to garner C-USA Freshman of Year honors, marking a program first for Houston in C-USA.

Prior to his two years at Houston, Hamilton spent a pair of years on the Tulane coaching staff. With the Green Wave, he played a large role in recruiting 2012 All-Conference USA First Team honoree and C-USA Freshman of the Year Ricky Tarrant. Hamilton was also heavily involved in recruiting Josh Davis, who was a First Team All-C-USA player during the 2012-13 season.

Hamilton served two years as an assistant at The Citadel, where he was instrumental in the development and recruitment of All-Southern Conference selection and mid-major All-Americans Demetrius Nelson, John Brown, Michael Groselle and Cameron Wells. While on the Bulldog coaching staff, Hamilton helped lead The Citadel to 36 wins, including a school-record tying 20 wins during the 2008-09 campaign.

Hamilton made his way to Charleston, South Carolina after a three-year stint at Division II member Tarleton State from 2005-08. The Texans posted a 70-23 record, picking up wins against Baylor and TCU during his tenure in Stephenville, Texas. In 2005-06, Tarleton State made the program's second-straight Elite Eight appearance and posted a 27-7 overall record.

In 2005, Hamilton graduated with his master's in physical education with a concentration in sports administration from UNC Pembroke, where he served as a graduate assistant coach for the Braves from 2003-05. As a GA at Pembroke, he was responsible for planning practices, leading on-floor coaching, heading up the strength and conditioning program and handling film exchange, while also serving as the recruiting coordinator.

He received his bachelor's degree in political science and history from Duke in 2002. Hamilton was a four-year letterman for the Blue Devil football team as a defensive back.

Hamilton is married to the former Christabell Mariner. They have one daughter named Annalisa Nola Afakasi and one son, Bryson Ioane Lawrence.

THE HAMILTON FILE

COACHING CAREER

Season	School	Position
2019-Pres.	Ole Miss	Assistant Coach
2015-18	Middle Tennessee	Assistant Coach
2013-14	Houston	Assistant Coach
2011-12	Tulane	Assistant Coach
2009-10	Citadel	Assistant Coach
2006-08	Tarleton State	Assistant Coach
2004-05	UNC Pembroke	Graduate Assistant

EDUCATION

2002 B.A. in Political Science and History
Duke




Ronnie Hamilton (left) with guard D.C. Davis before a Rebel home game against Chattanooga last season.

levi
WATKINS

Assistant Coach

Second Season

NC State (2005)



Levi Watkins is in his second year as assistant coach for the Rebels, having been hired by head coach Kermit Davis in April 2018.

In his first season with Davis, Watkins helped bring Ole Miss to the NCAA Tournament as part of one of the nation's biggest turnaround seasons. Predicted to finish last in the SEC by the media, the Rebels tied for sixth with a 10-8 conference mark to go along with an overall record of 20-13. Ole Miss tallied a 78.3 free throw percentage, ranking fourth in the nation and setting a school record. The frontcourt of Bruce Stevens (86.7 percent) and Dominik Olejniczak (76.3 percent), coached by Watkins, played a big part in the team's free throw shooting.

In the recruiting landscape, Watkins was pivotal in assembling one of the best classes in Ole Miss history. The 2019 class, the first full cycle for the new coaching staff, ranked top-20 nationally.

Before coming to Ole Miss, Watkins was an assistant coach at Arizona State for three seasons where he played a major role in all aspects of the program, including recruiting, player development, scouting and game preparation, academics and community relations. In Watkins' final season at Arizona State, the Sun Devils were ranked as high as No. 3 in the AP poll (highest in school history) and was the last undefeated team in Division I men's basketball. Arizona State went 12-0 in non-conference play and defeated two eventual 2018 NCAA Tournament No. 1 seeds (Kansas, Xavier). Arizona State was the only major conference team to lead their conference in scoring and turnover margin. Also in Watkins' final season at Arizona State, the Sun Devils broke their home basketball attendance record and participated in the 2018 NCAA Tournament.

Prior to Arizona State, Watkins spent two seasons as an assistant coach at the University at Buffalo, where the Bulls went 42-20 and advanced to the NCAA Tournament for the first time in school history.

In Watkins' final season at Buffalo, he helped guide the Bulls to its first MAC Championship and NCAA Tournament berth in addition to winning the MAC regular season title. Buffalo also tied the program's highest win total (23) and finished with a program-best RPI of 29. The Bulls won 10 road games in 2014-15, the most in school history. Buffalo closed the season as the conference leader in scoring, scoring margin and assists.

In his first year with Buffalo, Watkins helped lead the Bulls to their first outright MAC East title, leading the conference in both scoring margin and

assists and ranking second in scoring. Watkins worked primarily with the post players and in both seasons a post player won the MAC Player of the Year honors. Forward Justin Moss, the 2015 MAC Player of the Year, led the conference in scoring and rebounding, while forward Javon McCrea became Buffalo's all-time leading scorer and led the MAC in both scoring and rebounding during the 2013-14 season while under Watkins' direction.

Prior to Buffalo, Watkins spent eight years as both the director of basketball operations and video coordinator at North Carolina State University (NC State). Watkins touched all facets of the program, including all day-to-day operations, recruiting, player academics, daily scheduling, and managing the program's video operations, including scouting, film edits, and exchanges. He also mentored student-athletes for academic, professional, and personal development.

In addition to serving in those capacities, Watkins served as the executive camp director, academic liaison, and administrative coordinator, as well as the liaison between men's basketball and various other athletic departments and campus units. During Watkins' tenure, the Wolfpack signed five top-15 nationally-ranked recruiting classes and a total of seven McDonald's All-Americans. He also had the opportunity to work with and/or for 12 Division I head coaches.

As a player, Watkins was part of the No. 1 high school recruiting class in 2001. Julius Hodge, the 2004 ACC Player of the Year and 2005 NBA 1st round pick, along with NBA veteran Josh Powell were in the same recruiting class as Watkins. Watkins played at NC State from 2002-05.

He helped lead the Wolfpack to four consecutive NCAA Tournaments, making NC State one of 21 teams in the country to do so at the time. NC State progressed to at least the second round in three of his four years, including the Sweet Sixteen during his senior season. He has been to a combined nine NCAA Tournaments over the course of his playing and coaching careers.

While playing at the prestigious Montrose Christian High School in Rockville, Maryland, Watkins was a 2001 Parade All-American and led his team to a final top-25 national ranking. As a senior, Watkins was named the Gatorade and USA Today Maryland State Player of the Year.

Watkins graduated from North Carolina State University with a bachelor's degree in business management. He and his wife, Monica, have two children: Levi (III) and Leah.

THE WATKINS FILE

COACHING CAREER

Season	School	Position
2019-Pres.	Ole Miss	Assistant Coach
2016-18	Arizona State	Assistant Coach
2014-15	Buffalo	Assistant Coach
2010-13	NC State	Director of Operations
2007-09	NC State	Video Coordinator
2006	NC State	Administrative Coordinator

EDUCATION

2005 B.A. in Business Management
NC State



Levi Watkins (right) talks with Blake Hinson before a Rebel home game at The Pavilion.

thomas GRAY

Coordinator of Operations • 2nd Season
Mississippi College (2009)



Thomas Gray, who spent four seasons as the head coach at Southwest Mississippi Community College, is in his second season as the team's coordinator of operations.

In his role with the Rebels, Gray manages the day-to-day operations of the Ole Miss men's basketball program. Specific duties include coordinating team travel, organizing summer camps and monitoring the budget.

Gray compiled a 61-39 record in four years at Southwest Mississippi C.C., guiding the Bears to the NJCAA Region 23 semifinals in each of his final two seasons. During his tenure, Gray coached 15 players that went on to earn NCAA Division I scholarships, the most of any Region 23 team over the last four years. Student-athletes excelled on and off the court under Gray's tutelage with all but two holding grade point averages that exceeded 3.0 throughout his time as Southwest's head coach.

In 2017-18, Southwest got off to its best start in more than 20 years by winning 12 of its first 13 games. Gray led the Bears to their third straight season of at least 17 wins, the first time Southwest accomplished that feat in three decades. The season was highlighted by the largest comeback in college basketball history.

Down 34 points against Pearl River with 14 minutes left, the Bears rallied to win, breaking a 68-year old record set by Duke (32 points vs. Tulane) in 1950. During the 2016-17 campaign, Southwest finished runner-up in the MACJC South Division, the highest division finish since 2001, with an 18-9 record.

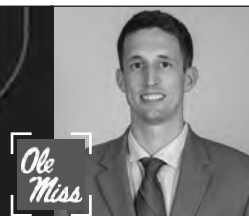
His team was named the NJCAA Men's Basketball Academic Team of the Year for the second consecutive year with a team GPA of 3.59, the second-highest cumulative GPA in the history of NJCAA Men's Basketball. The Bears became the first MACJC men's basketball team to ever win the award in 2015-16, boasting a 3.42 GPA. In just his second season as Southwest head coach, Gray led the Bears to a MACJC State Championship for the first time in 53 years.

Prior to becoming the head coach, Gray was an assistant coach at SMCC for three seasons. He began working in the college basketball world as a graduate assistant at Mississippi College, where he earned his master's degree in 2011. Gray also attended Mississippi College as an undergraduate, collecting a bachelor's degree in 2009.

Gray and his wife, Ashley, reside in Oxford.

nathan DYE

Coordinator of Video Services • 4th Season
Ole Miss (2012)



Nathan Dye is in his fourth year as the coordinator of video services for the Ole Miss men's basketball program.

Dye is responsible for the program's video operations and primarily focuses on team and opponent scouting, motivational and highlight videos, and the collection and organization of the team's video and data files.

Dye served as a graduate manager for Ole Miss and Andy Kennedy from 2012-14. He helped the Rebels to 46 wins over two years, including the SEC Tournament Championship in 2013, and a win over Wisconsin in the NCAA Tournament that season.


A native of Jackson, Mississippi, Dye graduated from Jackson

Academy and earned his B.A. in Public Policy Leadership from Ole Miss in 2012 and his M.B.A. in 2014. Born October 1, 1989, he is the son of Hamp and Shannon Dye and has one brother, David. He married the former Hannah Korte, of Metropolis, Illinois, on July 25, 2015. Hannah and Nathan are parents to Ann Hampton Dye (1/21/17) and Lena Elizabeth Dye (8/30/18). The family has one dog, Nash.

SUPPORT STAFF



Vic Meena
Coordinator of Player
Development



Lane Below
Graduate Assistant



Francis Duggan
Graduate Assistant



Riley Allen
Strength & Conditioning Coach



Andrew Beyke
Athletic Trainer



Connor Walsh
Assistant Director of
On-Campus Recruiting



Kara Hobson
Senior Staff Assistant



5 ^{kj}
BUFFEN

SO.
F

Gainesville, Ga. • Gainesville HS

6-7 • 225 • 1L

Risk Management and Insurance



2018-19 (FRESHMAN): Came off the bench in 31 of the 33 games, averaging 20.9 minutes per game to lead the reserves, but started a pair of SEC contests ... Averaged 6.0 ppg, 4.4 rpg (second on team) and 0.8 spg ... Shot 47.2 percent (68 of 144) from the field, 25.0 percent (4 of 16) from beyond the arc and 69.0 percent (58 of 84) from the free throw line ... Registered 16 blocks to rank third on the team ... Reached double figures in scoring five times throughout the season ... Scored a career-high 17 points and went 8 for 8 from the free throw line at Florida (1/30) ... Contributed 16 points off the bench to help the Rebels knock off No. 10 Auburn (1/9) ... Scored 14 points and dished out a career-high four assists in a win over Missouri (2/16) ... Pulled down at least six rebounds in nine different games, including a career-high nine versus Middle Tennessee (12/21).

HIGH SCHOOL: Listed as a four-star forward and the No. 7 player in the state of Georgia by ESPN.com ... Three-star prospect according to 247Sports and Rivals.com ... Earned four letters at Gainesville High School under head coach Benjie Wood ... Averaged 24.6 points per game and 9.6 rebounds per game as a senior, earning first team all-state honors and getting named Region 8-AAAAAA Player of the Year ... Led the Red Elephants to a 25-5 record and a spot in the state championship game, the school's first appearance in the state finals since 2013 ... One of only 15 players named to the Atlanta Tipoff Club All-Metro High School Boys Team ... As a junior, earned Class 6A All-State honors while averaging 20.2 ppg and 8.0 rpg ... Guided Gainesville to the first of back-to-back Lanierland Tournament titles and helped the team advance to the state quarterfinals ... Averaged 16.0 ppg as a sophomore and 14.6 ppg as a freshman.

PERSONAL: Son of Sean Buffen ... Full name is Kenyon Joseph Buffen ... Has one brother, Sean, and one sister, Kyra ... Born: May 27, 2000 ... Risk Management and Insurance major.





2018-19 GAME-BY-GAME STATISTICS

Date	Opponent	Min	FG	3-pt	FT	Pts	Rebs	A	TO	B	S
11-10	Western Michigan	23	2-6	0-0	2-3	6	4	3	0	1	1
11-16	Butler	24	3-6	0-1	3-7	9	3	1	1	1	1
11-20	Nicholls	18	3-6	0-0	1-2	7	5	1	2	1	0
11-23	Baylor	23	3-5	0-2	3-3	9	7	2	1	1	0
11-24	Cincinnati	28	0-1	0-0	2-3	2	6	0	2	1	0
11-28	San Diego	30	7-10	1-1	0-0	15	7	1	0	0	1
12-1	ULM	21	1-2	0-0	4-4	6	5	2	2	0	2
12-8	Illinois State	23	1-4	0-0	2-2	4	7	1	3	0	0
12-12	Southeastern Louisiana	17	1-2	0-0	1-4	3	3	0	0	1	0
12-16	Chattanooga	16	0-3	0-0	2-4	2	3	0	5	0	0
12-21	Middle Tennessee	19	1-3	0-1	1-3	3	9	3	3	0	1
12-29	Florida Gulf Coast	16	1-6	0-0	3-4	5	5	1	1	2	1
1-5	Vanderbilt	20	2-4	0-0	1-1	5	7	2	4	2	1
1-9	#10 Auburn	23	4-6	0-0	8-11	16	4	1	1	0	3
1-12	#14 Mississippi State	8	0-0	0-0	0-0	0	1	2	1	0	1
1-15	LSU	19	5-5	0-0	3-5	13	5	1	2	0	3
1-19	Arkansas	19	2-8	0-0	0-0	4	4	0	1	0	1
1-22	Alabama	0-4	0-1	1-4	1	1	1	0	0	1	0
1-26	#24 Iowa State	16	1-3	0-0	0-0	2	1	0	1	0	0
1-30	Florida (OT)	29	4-7	1-2	8-8	17	5	1	3	1	0
2/2	#21 Mississippi State*	21	0-2	0-0	0-0	1	4	0	3	0	0
2/6	Texas A&M	10	3-3	0-0	0-0	6	0	0	2	1	0
2/9	Georgia	15	2-2	0-0	0-0	4	4	0	1	0	1
2/13	Auburn*	26	0-4	0-1	0-1	0	3	3	1	0	2
2/16	Missouri	32	5-7	1-2	3-4	14	4	4	4	0	3
2/19	South Carolina	17	2-2	0-0	0-0	4	8	0	1	0	0
2/23	Georgia	25	3-7	0-2	2-2	8	4	2	3	1	1
2/27	#7 Tennessee	22	1-4	0-0	3-3	5	4	1	1	0	3
3/2	Arkansas	23	2-5	0-0	0-0	4	4	0	1	0	0
3/5	#6 Kentucky	22	3-4	0-0	1-1	7	2	2	0	1	0
3/9	Missouri	26	2-5	1-2	3-3	8	6	1	2	0	0
3/14	Alabama	28	4-8	0-1	0-0	8	4	3	1	1	0
3/22	Oklahoma	16	0-0	0-0	0-0	0	6	0	2	0	0
TOTALS		691	68-144	4-16	58-84	198	145	38	55	16	26

* Indicates start
Home games in bold

CAREER HIGHS

POINTS

17, at Florida (1/30/19)

REBOUNDS

9, vs. Middle Tennessee (12/21/18)

FIELD GOALS

7, vs. San Diego (11/28/18)

FREE THROWS

8, 2x, MR: at Florida (1/30/19)

THREE-POINTERS

1, 4x, MR: at Missouri (3/9/19)

ASSISTS

4, vs. Missouri (2/16/19)

STEALS

3, 4x, MR: vs. Tennessee (2/27/19)

BLOCKS

2, 2x, MR: at Vanderbilt (1/5/19)

CAREER STATISTICS

YEAR	G-GS	MIN/AVG	FG-FGA	PCT	3P-3PA	PCT	FT-FTA	PCT	REB-AVG	A	TO	B	S	PTS/AVG
2018-19	33-2	691/20.9	68-144	.472	4-16	.250	58-84	.690	145-4.4	38	55	16	26	198/6.0
TOTAL	33-2	691/20.9	68-144	.472	4-16	.250	58-84	.690	145-4.4	38	55	16	26	198/6.0

0 blake
HINSON

SO.
G/F



Deltona, Fla. • Sunrise Christian Academy (Kan.)

6-7 • 230 • 1L

Sport and Recreation Administration

2018-19 (FRESHMAN): Started 31 games, the third-most by a freshman in the last 20 years (most since 2007-08) ... Averaged 8.3 ppg, 2.9 rpg and 1.1 apg ... Shot 40.6 percent (88 of 217) from the field, 34.8 percent (46 of 132) from beyond the arc and 73.7 percent (42 of 57) from the free throw line ... Played an average of 24.0 minutes per game ... Reached double figures in scoring in 10 games ... Had five games where he made at least a trio of three-pointers ... Scored a career-high 26 points in the win at No. 14 Mississippi State (1/12), the most points by an Ole Miss freshman in a game since Jarvis Summers in 2011 ... Went 6 of 8 from the field, including 4 of 5 from three-point land, to tally 17 points to go along with a career-high four assists in a win over ULM (12/1) ... Recorded 11 points and pulled down a career-high six rebounds in the Rebels' NCAA Tournament game versus Oklahoma (3/22).

HIGH SCHOOL: Rated the No. 102 player in the country and a four-star prospect by Rivals.com ... Spent his senior season at basketball powerhouse Sunrise Christian Academy ... Named the No. 1 player in the state of Kansas by 247Sports ...

Averaged 15 points per game, six rebounds per game and two steals per game to lead Sunrise Christian to championships at the Saint James Invitational, the Quincy Shootout and the Lighthouse Classic ... Earned a spot on the all-tournament team at the Saint James Invitational ... Prior to attending Sunrise Christian, was a standout at Deltona High School under his coach and father Denny ... During the 2016-17 season, led the region in scoring with 29.3 ppg ... Earned all-area first team honors and helped his team to an appearance in the Region 2-7A semifinals ... Alongside his older brother Evan, who played basketball at South Carolina, led Deltona to the school's first ever state final four. Played wide receiver in high school and started on the football team as an eighth grader at Warner Christian.

PERSONAL: Son of Denny and Shandris Hinson ... Full name is Blake D. Hinson ... Has one brother, Evan, who plays football at South Carolina and was a member of the basketball team ... Born: December 26, 1999 ... Sport and Recreation Administration major.





2018-19 GAME-BY-GAME STATISTICS

Date	Opponent	Min	FG	3-pt	FT	Pts	Rebs	A	TO	B	S
11-10	Western Michigan*	21	2-6	2-5	0-0	6	2	0	0	0	1
11-16	Butler*	29	2-7	1-3	1-2	6	5	2	2	0	0
11-20	Nicholls*	27	2-3	2-3	2-3	8	5	3	1	0	0
11-23	Baylor*	29	3-10	1-6	2-2	9	3	1	1	1	1
11-24	Cincinnati*	14	1-5	1-5	0-0	3	1	0	1	1	0
11-28	San Diego*	28	4-7	2-4	5-6	15	3	1	1	1	2
12-1	ULM*	22	6-8	4-5	1-1	17	3	4	1	0	0
12-8	Illinois State*	28	2-3	1-2	0-0	5	3	1	1	1	0
12-12	Southeastern Louisiana*	26	4-9	1-3	0-1	9	4	3	0	0	1
12-16	Chattanooga*	25	2-4	0-1	1-2	5	2	1	2	1	0
12-21	Middle Tennessee*	25	3-8	0-2	2-2	8	2	0	0	0	0
12-29	Florida Gulf Coast*	23	3-6	1-3	4-5	11	1	3	1	0	0
1-5	Vanderbilt*	28	3-6	1-2	4-4	11	3	1	1	0	1
1-9	#10 Auburn*	22	3-6	1-3	0-0	7	4	4	4	0	3
1-12	#14 Mississippi State*	38	8-16	5-11	5-8	26	5	1	2	1	2
1-15	LSU*	29	2-8	1-5	0-2	5	1	1	1	0	1
1-19	Arkansas*	19	1-5	0-3	1-2	3	4	1	3	0	0
1-22	Alabama*	22	2-6	1-2	0-0	5	4	0	1	0	0
1-26	#24 Iowa State*	30	3-10	3-8	4-4	13	5	0	0	0	1
1-30	Florida (OT)*	20	1-3	0-2	0-0	2	3	1	1	0	0
2/2	#21 Mississippi State	27	3-7	1-3	0-1	7	1	1	0	0	0
2/6	Texas A&M*	31	3-11	2-7	3-4	11	3	2	1	1	2
2/9	Georgia*	26	4-7	3-5	2-2	13	2	1	0	0	0
2/13	Auburn		DNP								
2/16	Missouri*	11	1-3	1-3	0-0	3	1	2	0	0	0
2/19	South Carolina*	23	3-10	2-5	0-0	8	1	0	0	1	0
2/23	Georgia*	23	1-3	1-3	0-0	3	0	0	0	0	0
2/27	#7 Tennessee*	21	4-9	2-7	4-4	14	3	0	0	0	0
3/2	Arkansas*	21	3-7	1-5	0-0	7	4	2	1	0	0
3/5	#6 Kentucky*	14	0-4	0-3	0-0	0	1	0	1	0	0
3/9	Missouri*	20	2-4	0-1	0-0	4	3	0	0	0	0
3/14	Alabama*	16	3-6	2-4	1-2	9	6	0	0	0	0
3/22	Oklahoma*	29	4-10	3-8	0-0	11	6	0	1	1	0
TOTALS		767	88-217	46-132	42-57	264	94	36	28	9	15

* Indicates start
Home games in bold

CAREER HIGHS

POINTS
26, at Mississippi State (1/12/19)
REBOUNDS
6, 2x, MR: vs. Oklahoma (3/22/19)
FIELD GOALS
8, at Mississippi State (1/12/19)
FREE THROWS
5, 2x, MR: at Mississippi State (1/12/19)

THREE-POINTERS
5, at Mississippi State (1/12/19)
ASSISTS
4, 2x, MR: vs. Auburn (1/9/19)
STEALS
3, vs. Auburn (1/9/19)
BLOCKS
1, 9x, MR: vs. Oklahoma (3/22/19)

CAREER STATISTICS

YEAR	G-GS	MIN/AVG	FG-FGA	PCT	3P-3PA	PCT	FT-FTA	PCT	REB-AVG	A	TO	B	S	PTS/AVG
2018-19	32-31	767/24.0	88-217	.406	46-132	.348	42-57	.737	94-2.9	36	28	9	15	264/8.3
TOTAL	32-31	767/24.0	88-217	.406	46-132	.348	42-57	.737	94-2.9	36	28	9	15	264/8.3

15 Luis RODRIGUEZ

SO.
G/F



Los Angeles, Calif. • Woodstock Academy (Conn.)

6-6 • 211 • 1L

Sport and Recreation Administration

2018-19 (FRESHMAN): Appeared in 25 games off the bench, playing 6.1 minutes per contest ... Averaged 1.1 ppg, 1.1 rpg and 0.6 apg ... Shot 45.5 percent (10 of 22) from the field and 87.5 percent (7 of 8) from the free throw line ... Scored a career-high seven points in a career-high 18 minutes at Alabama (1/22) ... Made a bucket, pulled down a career-high four rebounds and added a pair of steals in the win over ULM (12/1) ... Dished out a career-high three assists against Chattanooga (12/16) ... Drained his only attempt from the floor in the Rebels' NCAA Tournament game versus Oklahoma (3/22).

HIGH SCHOOL: Rated a four-star small forward and the No. 1 player out of the state of Connecticut (No. 143 nationally) by 247Sports ... Listed at No. 189 in 247Sports Composite rankings and a three-star guard by Rivals.com ... Spent his senior season playing at Woodstock Academy, a prep school in Connecticut ... Averaged 14 points per game, seven rebounds per game and three assists per game ... Earned first team all-conference honors, while leading the team to a 35-5 record, Power 5 Conference title and the No. 3 national ranking ... Earned four letters at Westches-

ter High School under coach Ed Azzam ... Averaged a double-double in his final season at Westchester (19.0 ppg, 10.0 rpg) ... Named first team CIF Los Angeles City Section All-City as a senior ... Helped lead the Comets to a CIF LA City Section Championship during the 2015-16 campaign, averaging 14.0 ppg and 8.0 rpg ... Recorded 12.0 ppg and 7.0 rpg as a sophomore, while scoring 8.0 ppg and hauling in 5.0 rpg as a freshman ... Made the school's honor roll.

PERSONAL: Son of Luis Rodriguez Sr. and Kakisa Henderson ... Full name is Luis Rodriguez ... Has two brothers, Johnny Allen and Trent Easter ... Has three sisters, Ariana and Deja Rodriguez, and Trinity Easter ... Born: March 15, 1999 ... Sport and Recreation Administration major.





2018-19 GAME-BY-GAME STATISTICS

Date	Opponent	Min	FG	3-pt	FT	Pts	Rebs	A	TO	B	S
11-10	Western Michigan	8	1-2	0-0	0-0	2	0	2	0	0	0
11-16	Butler	1	0-0	0-0	0-0	0	0	0	0	0	0
11-20	Nicholls	2	0-1	0-0	0-0	0	1	2	0	0	0
11-23	Baylor	5	0-1	0-0	2-2	2	2	0	1	0	0
11-24	Cincinnati	6	0-0	0-0	0-0	0	0	0	1	0	0
11-28	San Diego	4	0-1	0-0	0-0	0	1	0	0	1	0
12-1	ULM	11	1-2	0-0	0-0	2	4	1	0	1	2
12-8	Illinois State	1	1-1	0-0	0-0	2	1	0	0	0	0
12-12	Southeastern Louisiana	4	1-1	0-0	0-0	2	1	1	1	0	0
12-16	Chattanooga	9	1-2	0-1	0-0	2	2	3	0	0	1
12-21	Middle Tennessee	9	1-2	0-0	0-0	2	3	0	0	2	1
12-29	Florida Gulf Coast	8	0-1	0-0	0-0	0	0	1	0	0	0
1-5	Vanderbilt	DNP									
1-9	#10 Auburn	DNP									
1-12	#14 Mississippi State	4	0-0	0-0	0-0	0	0	1	0	0	0
1-15	LSU	3	0-0	0-0	0-0	0	0	0	0	1	0
1-19	Arkansas	DNP									
1-22	Alabama	18	2-2	0-0	3-4	7	1	1	1	1	0
1-26	#24 Iowa State	5	0-0	0-0	0-0	0	2	0	0	0	0
1-30	Florida (OT)	DNP									
2/2	#21 Mississippi State	DNP									
2/6	Texas A&M	8	0-2	0-1	0-0	0	2	1	0	0	0
2/9	Georgia	2	0-0	0-0	0-0	0	0	1	0	0	1
2/13	Auburn	15	1-2	0-0	0-0	2	3	0	1	1	0
2/16	Missouri	2	0-0	0-0	0-0	0	1	0	1	0	0
2/19	South Carolina	7	0-1	0-0	2-2	2	2	0	1	0	0
2/23	Georgia	2	0-0	0-0	0-0	0	0	0	0	0	0
2/27	#7 Tennessee	DNP									
3/2	Arkansas	5	0-0	0-0	0-0	0	0	0	0	0	0
3/5	#6 Kentucky	DNP									
3/9	Missouri	3	0-0	0-0	0-0	0	0	0	0	0	0
3/14	Alabama	DNP									
3/22	Oklahoma	10	1-1	0-0	0-0	2	1	1	0	0	0
TOTALS		152	10-22	0-2	7-8	27	27	15	7	7	5

* Indicates start
Home games in bold

CAREER HIGHS

POINTS

7, at Alabama (1/22/19)

REBOUNDS

4, vs. ULM (12/1/18)

FIELD GOALS

2, at Alabama (1/22/19)

FREE THROWS

3, at Alabama (1/22/19)

THREE-POINTERS

ASSISTS

3, vs. Chattanooga (12/16/18)

STEALS

2, vs. ULM (12/1/18)

BLOCKS

2, vs. Middle Tennessee (12/21/18)

CAREER STATISTICS

YEAR	G-GS	MIN/AVG	FG-FGA	PCT	3P-3PA	PCT	FT-FTA	PCT	REB-AVG	A	TO	B	S	PTS/AVG
2018-19	25-0	152/6.1	10-22	.455	0-2	.000	7-8	.875	27/1.1	15	7	7	5	27/1.1
TOTAL	25-0	152/6.1	10-22	.455	0-2	.000	7-8	.875	27/1.1	15	7	7	5	27/1.1

2

devontae
SHULER

JR.

G



Irmo, S.C. • Oak Hill Academy

6-2 • 190 • 2L

General Studies

2018-19 (SOPHOMORE): Tallied a team-high 56 steals, the seventh-most in a single season in Ole Miss history and the most ever by a sophomore Rebel ... Played in all 33 games, starting 31 of them ... Averaged 10.3 ppg, 4.2 rpg and 3.0 apg (second on team) ... Shot 45.8 percent (119 of 260) from the field, 40.2 percent (51 of 127) from beyond the arc and 82.3 percent (51 of 62) from the free throw line ... Ranked sixth in the SEC with 1.7 steals per game and eighth in assist/turnover ratio (1.7) ... Played an average of 32.2 minutes per game (12th in the SEC) ... Produced 10 games with at least three steals ... Reached double figures in scoring in 18 games ... Scored a career-high 24 points in the Emerald Coast Classic championship game against Cincinnati (11/24) to earn a spot on the all-tournament team ... Scored 17 points at Auburn (2/13), helping the Rebel sweep the season series against the Tigers ... Went 7 of 9 from the field for 18 points in a win at Missouri (3/9) ... Tallied nine points, a career-high nine rebounds and four steals at Florida (1/30) ... Recorded 12 points and a personal-best five steals in a victory over Missouri (2/16).

2017-18 (FRESHMAN): Played in all 32 games, making nine starts ... Averaged 6.0 ppg, 2.7 rpg, 1.1 apg and 1.0 spg ... Ranked second on the team with 32 steals ... Shot 35.2 percent (74 of 210) from the floor, 25.9 percent (30 of 116) from beyond the arc and 75.0 percent (15 of 20) from the free throw line ... Reached double figures in eight games, including a season-high 19 points versus South Dakota State (11/28) ... Tallied 11 points and hauled in a season-high eight rebounds versus Auburn (1/30) ... Scored 10 points and added three steals in the

win over Mississippi State (1/6) ... Racked up 11 points and a season-high four steals at Georgia (1/3) ... Scored 14 points, knocking down four three-pointers, in the season-opening win over Louisiana (11/10), the most points scored by an Ole Miss freshman in a debut since Trevor Gaskins in 2007.

HIGH SCHOOL: A composite four-star guard rated the No. 100 player in the nation by 247 Sports and Scout.com and No. 104 by Rivals.com ... Named the top shooting guard signee in the SEC by HoopSeen.com ... Attended Irmo High School before transferring to perennial powerhouse Oak Hill Academy in Mouth of Wilson, Virginia for two seasons ... In his final season at Oak Hill, averaged 15.3 points, 4.3 rebounds, 4.1 assists and 3.7 steals per game ... Scored a career-high 40 points versus Bull City Prep ... As a junior, averaged 10.1 points per game and helped lead Oak Hill and legendary coach Steve Smith to a 45-1 record, including the Dick's Sporting Goods National Championship ... Averaged 12 points and three rebounds a game while shooting 49 percent from the field and 39 percent from 3-point range for Team CP3 on the 2016 EYBL summer circuit ... AAU teammates with the first two picks in the 2019 NBA Draft, Zion Williamson and Ja Morant.

PERSONAL: Son of Donald and Linda Shuler ... Born: Feb. 9, 1998 ... Has five brothers: Dontae, DJ, Dominic, Dontrell and Deandre ... Has two sisters, Donnella and Donnesha ... Chose Ole Miss over Miami (Fla.), Oklahoma State, South Carolina and USC ... General Studies major.





2018-19 GAME-BY-GAME STATISTICS

Date	Opponent	Min	FG	3-pt	FT	Pts	Rebs	A	TO	B	S
11-10	Western Michigan*	29	5-6	3-4	0-0	13	1	0	0	0	2
11-16	Butler*	37	1-6	1-4	1-2	4	8	5	1	0	3
11-20	Nicholls*	34	3-6	1-2	2-2	9	7	6	3	0	3
11-23	Baylor*	38	1-5	0-2	2-3	4	4	3	3	0	2
11-24	Cincinnati*	33	9-14	2-5	4-4	24	6	0	1	1	1
11-28	San Diego*	37	4-8	1-2	4-5	13	3	4	4	0	0
12-1	ULM*	29	1-5	1-4	0-0	3	3	6	1	0	0
12-8	Illinois State*	31	3-6	0-2	2-2	8	5	2	3	0	4
12-12	Southeastern Louisiana*	32	7-10	3-4	2-2	19	2	3	1	1	1
12-16	Chattanooga*	31	3-6	2-4	1-1	9	4	3	2	1	1
12-21	Middle Tennessee*	30	3-8	1-2	0-0	7	4	2	1	1	2
12-29	Florida Gulf Coast*	26	4-8	1-4	2-3	11	2	5	0	0	1
1-5	Vanderbilt*	37	2-10	0-4	7-8	11	7	6	2	0	2
1-9	#10 Auburn*	35	5-9	2-3	2-2	14	1	0	1	0	2
1-12	#14 Mississippi State*	36	3-7	2-4	2-3	10	6	1	3	0	0
1-15	LSU*	31	1-6	1-4	3-4	6	2	6	1	0	1
1-19	Arkansas	25	1-6	1-3	0-0	3	2	3	3	0	2
1-22	Alabama*	17	1-3	0-2	0-0	2	1	1	1	0	0
1-26	#24 Iowa State*	35	4-7	2-3	0-0	10	3	4	1	0	3
1-30	Florida (OT)*	36	4-8	0-1	1-1	9	9	2	3	0	4
2/2	#21 Mississippi State*	29	4-8	3-4	3-3	14	4	5	2	0	3
2/6	Texas A&M*	27	1-4	1-3	0-0	3	4	3	1	0	3
2/9	Georgia*	34	3-7	2-4	0-0	8	7	1	2	0	0
2/13	Auburn*	37	5-16	4-13	3-4	17	2	4	2	0	2
2/16	Missouri*	35	4-9	1-4	3-3	12	3	3	0	0	5
2/19	South Carolina*	35	2-7	1-4	1-2	6	7	2	2	1	1
2/23	Georgia*	36	6-14	4-10	0-0	16	3	3	3	0	1
2/27	#7 Tennessee*	31	3-6	2-2	0-0	8	3	2	2	0	0
3/2	Arkansas*	31	4-7	0-1	4-4	12	6	4	4	0	3
3/5	#6 Kentucky	28	4-7	2-4	0-0	10	6	1	1	0	0
3/9	Missouri*	29	7-9	3-4	1-2	18	2	4	1	0	3
3/14	Alabama*	38	6-13	1-5	1-2	14	7	3	3	2	0
3/22	Oklahoma*	34	5-9	3-6	0-0	13	2	3	1	0	1
TOTALS		1063	119-260	51-127	51-62	340	137	100	59	7	56

* Indicates start
Home games in bold

CAREER HIGHS

POINTS

24, vs. Cincinnati (11/24/18)

REBOUNDS

9, at Florida (1/30/19)

FIELD GOALS

9, vs. Cincinnati (11/24/18)

FREE THROWS

7, at Vanderbilt (1/5/19)

THREE-POINTERS

4, 3x, MR: vs. Georgia (2/23/19)

ASSISTS

6, 2x, MR: vs. ULM (12/1/18)

STEALS

5, vs. Missouri (2/16/19)

BLOCKS

2, vs. Alabama (3/14/19)

CAREER STATISTICS

YEAR	G-GS	MIN/AVG	FG-FGA	PCT	3P-3PA	PCT	FT-FTA	PCT	REB-AVG	A	TO	B	S	PTS/AVG
2017-18	32-9	603/18.8	74-210	.352	30-116	.259	15-20	.750	87-2.7	34	25	3	32	193/6.0
2018-19	33-31	1063/32.2	119-260	.458	51-127	.402	51-62	.823	137-4.2	100	59	7	56	340/10.3
TOTAL	65-40	1666/25.6	193-470	.411	81-243	.333	66-82	.805	224-3.4	134	84	10	88	533/8.2

4 breein
TYREE

SR.

G



Somerset, N.J. • St. Joseph HS

6-2 • 195 • 3L

General Studies

2018-19 (JUNIOR): Named first team All-SEC by the conference's coaches, All-District IV by the USBWA (United States Basketball Writers Association) and second team All-District by the NABC (National Association of Basketball Coaches) ... Selected as a finalist for the Howell Trophy, awarded to the best college basketball player in the state of Mississippi ... Started all 33 games, leading the team in scoring with 17.9 ppg (third in SEC) ... Only player in the SEC to rank in the conference's top 10 in scoring (3rd-17.9 ppg), free throw percentage (3rd-83.1), three-pointers made (7th-2.1 per game) and field goal percentage (10th-45.9) ... Also averaged 2.9 rpg 2.8 apg and 1.0 spg ... Shot 45.9 percent (197 of 429) from the field, 37.5 percent (69 of 184) from beyond the arc and 83.1 percent (128 of 154) from the free throw line ... Ranked third in the conference in free throw percentage (83.1%) and minutes per game (33.8) ... Bumped his scoring average to 19.1 ppg in SEC play ... Scored at least 20 points in 17 games, including a pair of 30-point games ... Recorded a career-high 31 points in victories at Georgia (2/9), where he eclipsed 1,000 points as a Rebel, and at Vanderbilt (1/5) ... Named SEC Player of the Week after his 31-point night at Vanderbilt, going 11 of 16 from the field and 3 of 5 from long distance ... Averaged 21.0 ppg at the Emerald Coast Classic to earn a spot on the all-tournament team, including a 28-point outburst in a victory over Baylor (11/23).

2017-18 (SOPHOMORE): Played in all 32 games, making 23 starts ... Averaged 10.8 ppg, 2.8 apg, 2.2 rpg and 0.7 spg ... Shot 39.4 percent (122 of 310) from the floor, 35.6 percent (47 of 132) from beyond the arc and 70.0 percent (56 of 80) from the free throw line ... Ranked second on the team in assists (90) ... Increased his scoring average to 12.3 ppg in SEC play ... Averaged 16.5 ppg over the final six games of the season, reaching double figures in each game ... Tallied 18 points and knocked down a career-high four three-pointers in the opening round of the SEC Tournament (3/7) ... Scored 13 points and dished out a career-high seven assists at Kentucky (2/28) ... Recorded 25 points and made a key runner in the lane with three seconds to go in regulation, forcing overtime and leading the Rebels to a win at Missouri (2/20) ... Scored a team-high 24 points, draining four three-pointers and going 6 of 6 at the line against Auburn (1/9) ... Versus Mississippi State (1/6), led the Rebels' comeback by scoring all 16 of his points in the second half ... At Georgia (1/3), came off the


bench and scored a team-high 17 points with the help of making 3 of 4 from long distance ... Scored 17 points and pulled down a career-high eight rebounds versus Virginia Tech (12/2).

2016-17 (FRESHMAN): Played in 34 games with 23 starts ... Averaged 7.3 points, 1.9 rebounds, 1.9 assists, 0.6 steals and 19.1 minutes per game ... Shot 37.3 percent from the field (85 of 228), 31.0 percent from three (27 of 87) and 70.3 percent from the line (52 of 74) ... Ranked fifth on the team in scoring third in assists ... Finished fourth on the team in scoring in conference play at 9.3 ppg ... Scored in double figures 12 times including two 20-plus point performances ... Scored 11 points and grabbed a career-high six rebounds in NIT win at Monmouth (3/14) ... Posted 19 points, four rebounds and three assists in a win over South Carolina (3/4) ... Scored a career-high 24 points on 9 of 15 shooting from the field in a win at Mississippi State (2/21) ... Had 12 points and four rebounds at Tennessee (2/8) ... Scored 20 points and was a perfect 6 of 6 from the line versus Baylor (1/28) ... Posted 15 points and a career-high six assists in a win over Tennessee (1/17) ... Recorded 11 points and two boards against Middle Tennessee (11/30).

HIGH SCHOOL: Rated a top 100 national player and the No. 5 player in New Jersey by 247Sports ... Averaged 16.2 points, 4.8 rebounds and 4.5 assists per game as a senior for national powerhouse St. Joseph's ... Also knocked down 46 3-pointers and posted 66 steals ... Earned first team all-conference and second team all-state honors as a senior as he led St. Joe's to the GMC Tournament championship ... Averaged 18.8 points, 4.9 assists and 3.3 steals a game as a junior en route to GMC Player of the Year Honors ... Also earned all-state honors in lacrosse and played football ... Teammates with NBA Draft picks Karl-Anthony Towns and Wade Baldwin ... Coached in high school by David Turco.

PERSONAL: Full name is Breein Tyree ... Son of Mark and Clarice Tyree ... Born Jan. 13, 1998 ... Cousin of former NFL wide receiver David Tyree ... Chair of the SEC Men's Basketball Leadership Council ... General Studies with an emphasis in Education, Legal Studies and Recreation Administration ... Chose Ole Miss over Kansas State, USC and UMass.





2018-19 GAME-BY-GAME STATISTICS

Date	Opponent	Min	FG	3-pt	FT	Pts	Rebs	A	TO	B	S
11-10	Western Michigan*	26	5-11	0-5	4-6	14	4	3	2	1	2
11-16	Butler*	35	6-11	3-6	2-3	17	4	1	3	0	0
11-20	Nicholls*	36	4-10	0-3	2-2	10	4	6	4	0	0
11-23	Baylor*	33	6-11	3-5	13-17	28	2	3	0	0	2
11-24	Cincinnati*	32	4-11	0-5	6-6	14	1	1	2	1	0
11-28	San Diego*	28	6-7	2-3	8-8	22	6	3	4	0	2
12-1	ULM*	30	8-15	4-9	0-1	20	3	3	2	0	1
12-8	Illinois State*	39	6-17	3-10	7-7	22	7	6	1	0	0
12-12	Southeastern Louisiana*	34	1-5	1-3	0-0	3	3	3	1	1	0
12-16	Chattanooga*	23	7-12	3-4	3-5	20	3	3	1	0	1
12-21	Middle Tennessee*	32	10-13	4-6	0-0	24	2	1	4	0	2
12-29	Florida Gulf Coast*	29	5-8	3-4	1-1	14	3	6	4	1	4
1-5	Vanderbilt*	36	11-16	3-5	6-6	31	4	3	2	1	0
1-9	#10 Auburn*	35	1-10	0-1	3-6	5	5	2	6	0	0
1-12	#14 Mississippi State*	35	5-12	1-6	8-9	19	1	5	0	0	0
1-15	LSU*	36	5-11	2-7	0-0	12	2	1	6	0	0
1-19	Arkansas*	36	7-15	2-7	6-6	22	4	2	2	1	3
1-22	Alabama*	26	4-8	1-3	0-0	9	4	2	2	1	0
1-26	#24 Iowa State*	36	9-22	2-5	2-3	22	0	1	3	0	1
1-30	Florida (OT)*	41	6-15	3-9	5-6	20	4	1	4	0	0
2/2	#21 Mississippi State*	37	7-15	5-7	6-6	25	1	2	4	2	3
2/6	Texas A&M*	37	7-15	3-8	5-5	22	4	3	1	0	1
2/9	Georgia*	36	11-22	3-8	6-7	31	1	1	3	1	2
2/13	Auburn*	36	6-12	4-8	4-4	20	4	2	4	0	3
2/16	Missouri*	37	3-6	2-3	6-8	14	2	3	2	0	1
2/19	South Carolina*	40	7-15	0-4	5-7	19	3	5	2	2	1
2/23	Georgia*	29	7-17	3-6	0-1	17	4	2	1	1	0
2/27	#7 Tennessee*	34	5-10	2-3	4-5	16	2	5	3	0	0
3/2	Arkansas*	30	8-14	2-6	2-2	20	2	5	3	0	0
3/5	#6 Kentucky*	38	6-18	1-5	8-10	21	3	4	2	0	1
3/9	Missouri*	38	6-13	3-7	6-7	21	0	2	0	0	0
3/14	Alabama*	36	3-16	1-8	0-0	7	4	1	0	1	2
3/22	Oklahoma*	31	5-16	0-5	0-0	10	1	1	2	0	0
TOTALS		1117	197-429	69-184	128-154	591	97	92	80	14	32

* Indicates start

Home games in bold

CAREER HIGHS

POINTS

31, 2x, MR: at Georgia (2/9/19)

REBOUNDS

8, vs. Virginia Tech (12/2/17)

FIELD GOALS

11, 2x, MR: at Georgia (2/9/19)

FREE THROWS

13, vs. Baylor (11/23/18)

THREE-POINTERS

5, vs. Mississippi State (2/2/19)

ASSISTS

7, at Kentucky (2/28/18)

STEALS

4, vs. FGCU (12/29/18)

BLOCKS

2, 2x, MR: at South Carolina (2/19/19)

CAREER STATISTICS

YEAR	G-GS	MIN/AVG	FG-FGA	PCT	3P-3PA	PCT	FT-FTA	PCT	REB-AVG	A	TO	B	S	PTS/AVG
2016-17	34-23	651/19.1	85-228	.373	27-87	.310	52-74	.703	64-1.9	65	71	0	22	249/7.3
2017-18	32-23	807/25.2	122-310	.394	47-132	.356	56-80	.700	70-2.2	90	58	9	22	347/10.8
2018-19	33-33	1117/33.8	197-429	.459	69-184	.375	128-154	.831	97-2.9	92	80	14	32	591/17.9
TOTAL	99-79	2575/26.0	404-967	.418	143-403	.355	236-308	.766	231-2.3	247	209	23	76	1187/12.0

10 carlos CURRY

R-FR.
F

Albany, Ga. • Dougherty Comprehensive

6-11 • 235 • RS

General Studies



2018-19 (FRESHMAN): Redshirted.

HIGH SCHOOL: Rated as a three-star prospect and the No. 19 player out of the state of Georgia according to 247 Sports Composite rankings ... Played for head coach Rufus McDuffie at Dougherty Comprehensive High School and earned four letters ... Averaged over 15 points per game and 10 rebounds per game as a senior, earning all-state honorable mention accolades by Sandy's Spiel ... Named to the GHSA Region 1-3A Second Team, while leading his team to the state playoffs ... Registered five blocks per game to become a first team all-area honoree and defensive player of the year ... Averaged 11.0 ppg and 9.0 rpg as a junior.

PERSONAL: Son of Theodore and Ellen Curry ... Full name is Carlos Andre Curry Jr. ... Born: December 6, 1999 ... Has a 7-foot-3 wingspan ... General Studies major.



33 john MCBRIDE

R-FR.
G

Memphis, Tenn. • Memphis University School

6-7 • 211 • RS

Accountancy



2018-19 (FRESHMAN): Redshirted.

HIGH SCHOOL: Earned four letters at Memphis University School under head coach Matt Bakke ... Tabbed first team all-state (Division II-AA) by the Tennessee Sports Writers Association after averaging 18.6 points per game, 7.9 rebounds per game and 3.0 assists per game as a senior ... Named Division II-AA Co-MVP ... Collected all-tournament team honors at the 2017 and 2018 Carbondale Holiday Tournament ... Named Memphis University School MVP ... Averaged 12.6 ppg and 7.1 rpg as a junior ... After averaging 1.6 ppg and 0.2 rpg as a freshman, saw his production and playing time increase during his sophomore year (8.2 ppg, 2.0 rpg) ... Involved in many extracurricular activities, including National Honor Society, Sociedad Honoraria Hispanica, Societas Caritatis (Society of Charity) ... Served as the vice-president of the Civic Service Organization ... Earned the Rhodes College Book Award.

PERSONAL: Son of Steve and Jeni McBride ... Full name is John Patrick McBride ... Has two brothers, Ben and Will, and one sister, Katie ... Born: July 28, 1999 ... Chose Ole Miss because of its academic reputation, primarily with the accounting school ... Accountancy major.



11 franco
MILLER JR.

R-FR.
G

Freeport, Bahamas • Crestwood Prep (Canada)

6-3 • 202 • RS

Sport and Recreation Administration



2018-19 (FRESHMAN): Redshirted.

HIGH SCHOOL: Spent his senior season playing at Crestwood Preparatory College in Toronto, Canada ... Averaged 25.8 points per game, 6.0 rebounds per game, 5.2 assists per game and 3.3 steals per game ... Broke the 40-point threshold twice throughout the year, tallying a game-high 42 points versus Thetford Academy and scoring 40 points against the Toronto Basketball Club ... Earned first team All-Canada NPA honors, first team All-CISAA accolades and Universal Hoops First Team All-Canada recognition ... Led his team to a CISAA Championship ... Earned a spot in the prestigious Allen Iverson Roundball Classic as well as the Signature All-Canadian Showcase ... Prior to moving to Canada, was a standout in his native country of The Bahamas ... Led Tabernacle Baptist Academy to a runner-up finish

in the Bahamas National High Schools Basketball Championships and a Grand Bahama Secondary Schools Sports Association (GBSSSA) title, averaging 22.0 ppg ... At the Hugh Campbell Basketball Classic, scored 27 of his team's 58 points in the championship game en route to earning tournament MVP honors ... Averaged 20.0 ppg as a sophomore and 15.0 ppg as a freshman.

PERSONAL: Son of Franco and Venus Miller ... Full name is Franco Veangelo Miller ... Has one brother, Aiden, and two sisters, Tiana and Anya ... Born: February 9, 1999 ... Sport and Recreation Administration major.



14 antavion COLLUM

Memphis, Tenn. • Bartlett HS

6-7 • 228 • HS

Freshman Studies

FR.

F



Ole
Miss

HIGH SCHOOL: A four-star prospect rated as the No. 4 player in the state of Tennessee by ESPN ... Named Class AAA All-State on his way to being a finalist for Tennessee's Mr. Basketball ... Averaged 14.9 ppg, 8.7 rpg and 3.1 apg as a senior to lead Bartlett to a 31-3 record ... Earned first team all-metro by the Commercial Appeal ... As a junior, averaged 20.5 ppg, 6.0 rpg and 4.7 apg at Tennessee Prep Academy ... Tabbed first team COC All-Tournament during the Illinois event ... Played at Memphis East High School as a freshman and sophomore.

PERSONAL: Son of Charles and Kimberly Haney ... Full name is Antavion Tre'vell Collum ... Nicknamed "Dude" ... Born: Jan. 1, 2000 ... Freshman Studies major.



1 austin CROWLEY

FR.
G

West Point, Miss. • Sunrise Christian Academy (Kan.)

6-5 • 188 • HS

Sport and Recreation Administration



HIGH SCHOOL: Rated as a four-star recruit by 247Sports, ESPN and Rivals ... Listed as the No. 70 player in the country and 20th-best guard nationwide according to 247Sports ... Rivals tabbed him as the 27th-best guard nationwide, while ESPN has him listed as the third-best player in the state ... Spent his final two years of high school at Sunrise Christian Academy in Kansas ... Averaged 15.2 ppg and was a McDonald's All-American nominee as a senior ... Helped Sunrise Christian post a 22-6 record and play in the GEICO High Schools Nationals, featuring the top nationally-ranked high school teams in the country ... Teammates with fellow Rebel Blake Hinson as a junior, while averaging 10.0 ppg for the No. 2 high school team in the nation ... Prior to making the move to Kansas, played two years of high school basketball in his hometown of West Point, Mississippi ... Exploded for 24.2 ppg during his sophomore campaign after averaging 15.0 ppg as a freshman ... Earned all-state accolades as a sophomore, while collecting all-district honors in both of his seasons for the Green Wave.

PERSONAL: Son of James and Amy Crowley ... Has one brother, Ryan, and one sister, Erika ... Full name is Matthew Austin Crowley ... Born: Sept. 7, 2000 ... Sport and Recreation Administration major.



23 sammy HUNTER

Nassau Bahamas • B.C. Christian Academy (Canada)

6-9 • 230 • HS

Sport and Recreation Administration

FR.

F

Ole
Miss



HIGH SCHOOL: Ranked as the No. 184 prospect in the country according to 247Sports ... Averaged 27.0 ppg, 8.0 rpg and 3.0 apg as a senior at British Columbia Christian Prep ... Named MVP of the Signature All-Canadian Showcase, competing among the top seniors in Canada, by scoring 18 points to go along with five rebounds and two blocks ... Recorded 13 points, four rebounds and two steals in the BioSteel All-Canadian Game, featuring the top 24 male Canadian high school basketball players who are either Canadian-born or enrolled in a Canadian institution ... Averaged 18.5 ppg and 6.5 rpg for The Bahamas in a pair of exhibitions against ACC teams, including an 18-point output versus North Carolina ... Earned a spot on the Caribbean Tip-Off Classic All-Tournament Team by averaging 33 ppg throughout the tournament that included a 40-point outburst ... Competed in the 2018 Central American and Caribbean Games for The Bahamas senior national team ... Averaged 14.6 ppg and 6.8 rpg for The Bahamas junior national team at the 2017 Centrobasket U17 Championship ... Member of The Bahamas 2016 CBC U16 Championship team.

PERSONAL: Son of Andrew and Sophia Hunter ... Full name is Sammy Andrew Hunter ... Born: Nov. 28, 2000 ... Sport and Recreation Administration major.



24 Jarkel JOINER

JR.
G

Oxford, Miss. • CSU Bakersfield

6-1 • 177 • TR

General Studies



CSU BAKERSFIELD

2018-19 (SOPHOMORE): Only Roadrunner to start all 34 games... Became the first Roadrunner to lead the Western Athletic Conference in scoring during league play (18.6 ppg) ... Named First Team All-District 6 by the NABC and earned First Team All-WAC honors ... Reset CSUB's Division I single-season records for points (532), scoring average (15.6), field goals made (208), and field goals attempted (461), the latter of which was also an all-time record ... Scored 10+ points in 24 of 34 games and 20+ points 11 times ... Averaged 45.1 percent from the field, 37.0 percent from three-point range, and 71.0 percent from the free throw line ... Named WAC Player of the Week for Jan. 21-27 after record-setting performance versus California Baptist ... Reset CSUB's Division I single-game records for points (34) and field goals made (14) versus California Baptist (1/24) ... Tallied 24 points at No. 7 Gonzaga (12/31) ... Posted 25 points and seven rebounds in 42 minutes versus New Mexico State (2/7) ... Recorded 27 points on 11 of 22 shooting from the field versus Grand Canyon (2/2) ... Hit three-straight free throws with 0.2 seconds remaining to seal a 74-73 win over UMKC (1/17) ... Tallied 18 points at No. 20 TCU (11/7) ... Had 16 points, four rebounds, and four assists versus Seattle (1/3) ... Posted nine points and career-high 11 rebounds vs. Cal Poly (12/18).

2017-18 (FRESHMAN): Played in all 30 games, starting 27 times ... Led Runners in scoring nine times and finished third on team with 10.4 ppg ... Fourth in rebounding with 3.4 per game and second in minutes played per game at 28.0 ... Reset CSUB's all-time single-season record for free throw percentage (69 of 77, .896) while leading the WAC ... Scored a season-high 23 points twice (versus Whittier and at Delaware) ... Recorded first double-double (19 points, 10 rebounds) at UMKC (1/18) ... Posted 20+ points in five games, including 20 at No. 25 UCLA (11/29) ... Tied the CSUB Division I record for single-game free throw percentage, going a perfect 12 for 12 from the line at Lamar (11/19) ... Paced the Runners with 14 points (5-10 FG) and five rebounds at No. 3 Arizona (11/16).

HIGH SCHOOL: Played at Oxford HS in Oxford, Miss. where he was fourth in the nation his senior season averaging 36.5 points per game for the Chargers who advanced to the semifinals of the state playoffs ... Was named 2017 Mississippi Boys Basketball Player of the Year by The Daily Journal ... Added two assists and six rebounds per game.

PERSONAL: Son of Stacy and Donna Joiner and Charletha Pearson ... Has one sibling, Jordan ... Born May 20, 1999 ... General Studies major.



34 conner MCKAY

Baldwyn, Miss. • Northeast Mississippi C.C.

5-11 • 188 • SQ

General Studies

JR.
G

Ole
Miss



2018-19: Came to Ole Miss as a walk-on and practiced with the team.

JUNIOR COLLEGE: Spent two seasons at Northeast Mississippi Community College, playing in 56 games for the Tigers ... Made 19 starts and averaged 9.6 ppg as a sophomore, helping the team to a 19-8 record and a berth in the NCAA Region 23 Tournament ... Shot 38.4 percent (71 of 185) from the field, 36.5 percent (57 of 156) from beyond the arc and 92.3 percent (60 of 65) from the free throw line ... Scored in double figures in 15 different games, including a career-high 23 points versus Southern University-Shreveport ... Averaged 6.7 ppg as a freshman, but tallied a pair of 22-point games ... Shot 40.8 percent (58 of 142) from the field, 40.2 percent (53 of 132) from beyond the arc and 96.0 percent (24 of 25) from the free throw line ... His 53 made threes led the team ... Helped the Tigers reach

the NCAA Regional 23 Championship game, scoring 12 points by knocking down four three-pointers.

HIGH SCHOOL: Played for his dad Jason at Baldwyn High School ... Three-time All-Prentiss County honoree ... Averaged 13.2 ppg and 3.0 apg as a senior ... Earned all-state accolades during his junior season ... Scored a game-high 30 points to lead the Bearcats in the MHSAA Class 2A state semifinals as a sophomore ... Helped Baldwyn capture a state championship as a freshman with a record of 32-3 ... Also played baseball, earning three varsity letters.

PERSONAL: Son of Jason and Kelly McKay ... Has one sister, Callie-Francis ... Full name is Larry Conlee McKay ... Born: Oct. 31, 1997 ... General Studies major.



12 shon ROBINSON

FR.
F

Chicago, Ill. • Eduprize (Ariz.)

6-11 • 210 • HS

Freshman Studies



HIGH SCHOOL: Ranked as a four-star prospect and No. 85 nationally in the 2020 class by ESPN, but finished high school in the summer to reclassify and become part of the 2019 class ... Originally from Chicago, moved to Gilbert, Arizona as a sophomore before becoming the fourth-best recruit in the state ... Made an immediate impact in his only season at Eduprize, leading the Eagles to a 26-2 record that included a school-record 19-game winning streak and a Canyon Athletic Association (CAA) Division 2 State Championship ... Averaged a double-double throughout the season with 22 ppg and 12 rpg ... Named first team all-state and first team all-conference ... Earned first team all-defense accolades by averaging four blocks and three steals per game ... In the state finals, dropped 20 points with 10 blocks and six rebounds to lift Eduprize to a 77-56 win over Chandler Tri-City Christian. ... Tallied a season-high 42 points against Heritage Academy as well as 11 blocks versus Bell Vista High School ... Attended Higley High School before enrolling at Eduprize.

PERSONAL: Son of Satura Caffey and Tyre Robinson ... Has seven siblings: Ryan, Kyle, Asher, Celine, Everly, Emmy and Raya ... Full name is Shon Tyre Robinson ... Born: Nov. 18 2001 ... Freshman Studies major.



3 khadim SY

Dakar, Senegal • Daytona State

6-10 • 244 • JC

General Studies

JR.
F

Ole
Miss



DAYTONA STATE

JUNIOR COLLEGE: A four-star forward according to Rivals.com and rated the No. 3 junior college prospect according to 247Sports ... Earned National Junior College Athletic Association (NJCAA) All-American Honorable Mention accolades by averaging 16.8 ppg and 9.8 rpg in his lone season at Daytona State ... Nearly averaged a double-double for the Falcons with 9.8 rebounds per game to lead the Florida College System Activities Association (FCSAA) ... Scored at least 20 points 10 different times throughout the season, including a high of 28 against Snead State Community College ... Shot 55.1 percent from the field throughout the season, while showing he can stretch the floor by making 32.0 percent of his three-point attempts.

VIRGINIA TECH

2017-18: Redshirted.

2016-17 (FRESHMAN): Started 28 games, averaging 4.0 ppg and 2.7 rpg ... Shot 56.7 percent (55 of 97) from the field and 59.3 percent (16 of 27) from the free throw line ... Blocked three shots in the win over Maine ... Scored 14 points and had six rebounds in the win over High Point ... Grabbed a career-high 10 rebounds in 16 minutes of action in the win over New Mexico ... Scored eight points in 13 minutes in the win at Michigan ... Tied a career high with 14 points in the win over The Citadel ... Also had four rebounds and a career-high two steals ... Scored 10 points in 17 minutes in the win over Virginia.

HIGH SCHOOL: Three-year letterwinner at Oak Hill Academy for coach Steve Smith ... Averaged 9.7 points, 7.6 rebounds and 1.5 blocked shots per game as a senior ... Team finished 42-1 his senior season and won the DICK'S Nationals in Madison Square Garden, defeating La Lumiere of Indiana, 62-60, in overtime ... Won the game with a tip-in at the buzzer ... Played AAU ball for the Upward Stars.

PERSONAL: Son of Randy and Patty Conn, and Ndoumbe MBaye and Mamadou Sy ... Born: April 10, 1997 ... General Studies major.



13 bryce
WILLIAMS

JR.
G

Tampa, Fla. • Daytona State

6-2 • 178 • JC

General Studies



DAYTONA STATE

JUNIOR COLLEGE: Played in 55 games over two seasons at Daytona State, averaging 14.9 ppg ... Along with fellow Rebel Khadim Sy, led the Falcons to a 25-7 record and a spot in the NCAA Region 8 Tournament ... Averaged 15.3 ppg as a sophomore to go along with 4.4 apg and 3.5 rpg ... Shot 53.0 percent from the field (149 of 281), 44.9 percent from beyond the arc (57 of 127) and 82.5 percent (118 of 143) from the free throw line ... Led the team in free throw percentage, free throws made and free throw attempts ... Put together seven 20-point games, including a career-high 35 points against the College of Central Florida ... Knocked down seven three-pointers on a 25-point night versus Hillsborough ... As a freshman, averaged 14.5 ppg by shooting 45.9 percent from the field. Made 38 three-pointers over 24 games and pulled down 3.4 rpg as a guard ... From the charity stripe, shot at a 74.3 percent clip.

HIGH SCHOOL: Averaged 28 ppg, 6 rpg and 5 apg as a senior at South Sumter High School ... Scored 33 points in a win over Trinity Prep ... Also split time at quarterback and wide receiver for the Wolves' football team.

PERSONAL: Son of Fred Williams and Winona Chisholm ... Has four siblings, Peyton, McKenzie, Chase and Denoven ... Born: Sept. 26, 1998 ... General Studies major.



ARKANSAS STATE

NOV. 8 | THE PAVILION | SEC NETWORK +

LOCATION: Jonesboro, Arkansas
NICKNAME: Red Wolves
CONFERENCE: Sun Belt
ARENA: First National Bank Arena (10,038)
HEAD COACH: Mike Balado
ALMA MATER: St. Thomas '98
RECORD AT ASU: 24-40 (2 seasons)
CAREER RECORD: Same
2018-19 RECORD: 13-19 (7-11)
2019 POSTSEASON: N/A
STARTERS RETURNING/LOST: 1/4
LETTERMEN RETURNING/LOST: 7/6
MBB CONTACT: Mark Taylor
EMAIL: martaylor@astate.edu
PHONE (C): 870-219-5705
WEBSITE: www.AStateRedWolves.com
SERIES RECORD: Ole Miss leads 21-9

NORFOLK STATE

NOV. 12 | THE PAVILION | SEC NETWORK+

LOCATION: Norfolk, Virginia
NICKNAME: Spartans
CONFERENCE: Mid-Eastern Athletic
ARENA: Echols Hall (4,500)
HEAD COACH: Robert Jones
ALMA MATER: SUNY New Paltz '02
RECORD AT NSU: 109-66 (6 seasons)
CAREER RECORD: Same
2018-19 RECORD: 22-14 (14-2)
2019 POSTSEASON: NIT Second Round
STARTERS RETURNING/LOST: 0/5
LETTERMEN RETURNING/LOST: 4/8
MBB CONTACT: Mike Bello
EMAIL: mjbello@nsu.edu
PHONE (C): 814-602-6678
WEBSITE: www.NSUSpartans.com
SERIES RECORD: First Meeting

WESTERN MICHIGAN

NOV. 15 | THE PAVILION | SEC NETWORK +

LOCATION: Kalamazoo, Michigan
NICKNAME: Broncos
CONFERENCE: Mid-American
ARENA: University Arena (5,421)
HEAD COACH: Steve Hawkins
ALMA MATER: South Alabama '88
RECORD AT WMU: 278-243 (16 seasons)
CAREER RECORD: 415-354 (25 seasons)
2018-19 RECORD: 8-24 (2-16)
2019 POSTSEASON: N/A
STARTERS RETURNING/LOST: 3/2
LETTERMEN RETURNING/LOST: 8/4
MBB CONTACT: Nathan Palcowski
EMAIL: nathan.a.palcowski@wmich.edu
PHONE (O): 269-387-4138
WEBSITE: www.WMUBroncos.com
SERIES RECORD: Ole Miss leads 1-0

SEATTLE

NOV. 19 | THE PAVILION | SEC NETWORK +

LOCATION: Seattle, Washington
NICKNAME: Redhawks
CONFERENCE: Western Athletic
ARENA: Redhawk Center (999)
HEAD COACH: Jim Hayford
ALMA MATER: Azusa Pacific '89
RECORD AT SU: 38-29 (2 seasons)
CAREER RECORD: 398-204 (19 seasons)
2018-19 RECORD: 18-15 (6-10)
2019 POSTSEASON: Colleague.com First Round
STARTERS RETURNING/LOST: 5/1
LETTERMEN RETURNING/LOST: 12/2
MBB CONTACT: Sarah Finney
EMAIL: finneysa@seattleu.edu
PHONE (O): 206-296-5915
WEBSITE: www.GoSeattleU.com
SERIES RECORD: First Meeting

MEMPHIS

NOV. 23 | MEMPHIS

LOCATION: Memphis, Tennessee
NICKNAME: Tigers
CONFERENCE: American Athletic
ARENA: FedEx Forum (18,119)
HEAD COACH: Anfernee "Penny" Hardaway
ALMA MATER: Memphis '03
RECORD AT MEM: 22-14 (1 season)
CAREER RECORD: Same
2018-19 RECORD: 22-14 (11-7)
2019 POSTSEASON: NIT Second Round
STARTERS RETURNING/LOST: 0/5
LETTERMEN RETURNING/LOST: 3/8
MBB CONTACT: Phil Stukenborg
EMAIL: p.stukenborg@memphis.edu
PHONE (O): 901-678-4780
WEBSITE: www.GoTigersGo.com
SERIES RECORD: Memphis leads 27-14

PENN STATE

NOV. 27 | BROOKLYN | ESPN2

LOCATION: University Park, Pennsylvania
NICKNAME: Nittany Lions
CONFERENCE: Big Ten
ARENA: Bryce Jordan Center (15,261)
HEAD COACH: Patrick Chambers
ALMA MATER: Philadelphia Univ. '94
RECORD AT PSU: 127-140 (8 seasons)
CAREER RECORD: 169-168 (10 seasons)
2018-19 RECORD: 14-18 (7-13)
2019 POSTSEASON: N/A
STARTERS RETURNING/LOST: 4/1
LETTERMEN RETURNING/LOST: 10/4
MBB CONTACT: Rose Carter
EMAIL: rpc14@psu.edu
PHONE (O): 814-863-3163
WEBSITE: www.GoPSUsports.com
SERIES RECORD: Ole Miss leads 3-0

SYRACUSE

NOV. 29 | POSSIBLE NIT SEASON TIP-OFF OPPONENT

LOCATION: Syracuse, New York
NICKNAME: Orange
CONFERENCE: Atlantic Coast
ARENA: Carrier Dome (35,642)
HEAD COACH: Jim Boeheim
ALMA MATER: Syracuse '66
RECORD AT SU: 946-385 (43 seasons)
CAREER RECORD: Same
2018-19 RECORD: 20-14 (10-8)
2019 POSTSEASON: NCAA First Round
STARTERS RETURNING/LOST: 1/4
LETTERMEN RETURNING/LOST: 9/8
MBB CONTACT: Pete Moore
EMAIL: pimooore@syr.edu
PHONE (C): 315-952-5011
WEBSITE: www.Cuse.com
SERIES RECORD: Ole Miss leads 1-0

OKLAHOMA STATE

NOV. 29 | POSSIBLE NIT SEASON TIP-OFF OPPONENT

LOCATION: Stillwater, Oklahoma
NICKNAME: Cowboys
CONFERENCE: Big 12
ARENA: Gallagher-Iba Arena (13,611)
HEAD COACH: Mike Boynton, Jr.
ALMA MATER: South Carolina '04
RECORD AT OSU: 33-35 (2 seasons)
CAREER RECORD: Same
2018-19 RECORD: 12-20 (5-13)
2019 POSTSEASON: N/A
STARTERS RETURNING/LOST: 5/0
LETTERMEN RETURNING/LOST: 8/10
MBB CONTACT: Stephen Howard
EMAIL: stephen.howard@okstate.edu
PHONE (C): 817-793-5199
WEBSITE: www.OKState.com
SERIES RECORD: Ole Miss leads 1-0

BUTLER

DEC. 3 | THE PAVILION | SEC NETWORK

LOCATION: Indianapolis, Indiana
NICKNAME: Bulldogs
CONFERENCE: Big East
ARENA: Hinkle Fieldhouse (9,100)
HEAD COACH: LaVall Jordan
ALMA MATER: Butler '01
RECORD AT BU: 37-31 (2 seasons)
CAREER RECORD: 48-55 (3 seasons)
2018-19 RECORD: 16-17 (7-11)
2019 POSTSEASON: NIT First Round
STARTERS RETURNING/LOST: 3/2
LETTERMEN RETURNING/LOST: 10/4
MBB CONTACT: John Dedman
EMAIL: jdedman@butler.edu
PHONE: 317-491-5462
WEBSITE: www.ButlerSports.com
SERIES RECORD: Butler leads 1-0

OPPONENTS

CSU BAKERSFIELD

DEC. 7 | THE PAVILION | SEC NETWORK+

LOCATION: Bakersfield, California
NICKNAME: Roadrunners
CONFERENCE: Western Athletic
ARENA: Icardo Center (3,497)
HEAD COACH: Rod Barnes
ALMA MATER: Ole Miss '88
RECORD AT CSBU: 136-122 (8 seasons)
CAREER RECORD: 322-311 (20 seasons)
2018-19 RECORD: 18-16 (7-9)
2019 POSTSEASON: CIT Quarterfinals
STARTERS RETURNING/LOST: 2/3
LETTERMEN RETURNING/LOST: 5/9
MBB CONTACT: Isaac Comelli
EMAIL: icomelli@csbu.edu
PHONE (O): 661-654-6033
WEBSITE: www.GoRunners.com
SERIES RECORD: First Meeting

MIDDLE TENNESSEE

DEC. 14 | THE PAVILION | SEC NETWORK

LOCATION: Murfreesboro, Tennessee
NICKNAME: Blue Raiders
CONFERENCE: Conference USA
ARENA: Murphy Center (11,520)
HEAD COACH: Nick McDevitt
ALMA MATER: UNC Asheville '01
RECORD AT MTSU: 11-21 (1 season)
CAREER RECORD: 109-87 (7 seasons)
2018-19 RECORD: 11-21 (8-10)
2019 POSTSEASON: N/A
STARTERS RETURNING/LOST: 4/1
LETTERMEN RETURNING/LOST: 5/8
MBB CONTACT: Eric Beovich
EMAIL: beovich@goblueraiders.com
PHONE (C): 850-723-8134
WEBSITE: www.GoBlueRaiders.com
SERIES RECORD: Middle Tennessee leads 6-4

SOUTHEASTERN LOUISIANA

DEC. 21 | JACKSON | SEC NETWORK+

LOCATION: Hammond, Louisiana
NICKNAME: Lions
CONFERENCE: Southland
ARENA: University Center (7,500)
HEAD COACH: David Kiefer
ALMA MATER: Kansas State '07
RECORD AT SLU: First Season
CAREER RECORD: First Season
2018-19 RECORD: 17-16 (12-6)
2019 POSTSEASON: N/A
STARTERS RETURNING/LOST: 3/2
LETTERMEN RETURNING/LOST: 6/5
MBB CONTACT: Chris Salim
EMAIL: christopher.salim@southeastern.edu
PHONE (O): 318-471-5972
WEBSITE: www.LionSports.net
SERIES RECORD: Ole Miss leads 18-0

TENNESSEE TECH

DEC. 29 | THE PAVILION | SEC NETWORK +

LOCATION: Cookeville, Tennessee
NICKNAME: Golden Eagles
CONFERENCE: Ohio Valley
ARENA: Hooper Eblen Center (7,500)
HEAD COACH: John Pelphrey
ALMA MATER: Kentucky '92
RECORD AT TTU: First Season
CAREER RECORD: 149-122 (9 seasons)
2018-19 RECORD: 8-23 (4-14)
2019 POSTSEASON: N/A
STARTERS RETURNING/LOST: 2/3
LETTERMEN RETURNING/LOST: 7/6
MBB CONTACT: Mike Lehman
EMAIL: mlehman@tntech.edu
PHONE (O): 931-372-3088
WEBSITE: www.TTUSports.com
SERIES RECORD: Ole Miss leads 6-1

WICHITA STATE

JAN. 4 | WICHITA | ESPN2/U

LOCATION: Wichita, Kansas
NICKNAME: Shockers
CONFERENCE: American Athletic
ARENA: Charles Koch Arena (10,506)
HEAD COACH: Gregg Marshall
ALMA MATER: Randolph Macon '85
RECORD AT WSU: 308-113 (13 seasons)
CAREER RECORD: 502-196 (22 seasons)
2018-19 RECORD: 22-15 (10-8)
2019 POSTSEASON: NIT Semifinals
STARTERS RETURNING/LOST: 3/2
LETTERMEN RETURNING/LOST: 9/5
MBB CONTACT: Bryan Holmgren
EMAIL: bholmgren@goshockers.com
PHONE (C): 316-841-6206
WEBSITE: www.GoShockers.com
SERIES RECORD: Ole Miss leads 3-2

TEXAS A&M

JAN. 7 | COLLEGE STATION | SEC NETWORK

LOCATION: College Station, Texas
NICKNAME: Aggies
CONFERENCE: Southeastern
ARENA: Reed Arena (12,989)
HEAD COACH: Buzz Williams
ALMA MATER: Oklahoma City '94
RECORD AT TAMU: First Season
CAREER RECORD: 253-155 (12 seasons)
2018-19 RECORD: 14-18 (6-12)
2019 POSTSEASON: N/A
STARTERS RETURNING/LOST: 4/2
LETTERMEN RETURNING/LOST: 8/7
MBB CONTACT: Evan Roberts
EMAIL: eroberts@athletics.tamu.edu
PHONE (C): 260-615-8662
WEBSITE: www.12thMan.com
SERIES RECORD: Texas A&M leads 6-3

ARKANSAS

JAN. 11 | THE PAVILION | SEC NETWORK

LOCATION: Fayetteville, Arkansas
NICKNAME: Razorbacks
CONFERENCE: Southeastern
ARENA: Bud Walton Arena (19,200)
HEAD COACH: Eric Musselman
ALMA MATER: San Diego '87
RECORD AT ARK: First season
CAREER RECORD: 110-34 (4 seasons)
2018-19 RECORD: 18-16 (8-10)
2019 POSTSEASON: NIT Second Round
STARTERS RETURNING/LOST: 4/1
LETTERMEN RETURNING/LOST: 8/5
MBB CONTACT: Mike Cawood
EMAIL: tmcawood@arkansas.edu
PHONE (C): 479-236-2090
WEBSITE: www.ArkansasRazorbacks.com
SERIES RECORD: Arkansas leads 48-33

FLORIDA

JAN. 14 | GAINESVILLE | ESPN/2
FEB. 8 | THE PAVILION | ESPN/2

LOCATION: Gainesville, Florida
NICKNAME: Gators
CONFERENCE: Southeastern
ARENA: Exactech Arena (10,151)
HEAD COACH: Mike White
ALMA MATER: Ole Miss '99
RECORD AT FLA: 89-53 (5 seasons)
CAREER RECORD: 190-93 (8 seasons)
2018-19 RECORD: 20-16 (9-9)
2019 POSTSEASON: NCAA Second Round
STARTERS RETURNING/LOST: 3/2
LETTERMEN RETURNING/LOST: 5/10
MBB CONTACT: Denver Parler
EMAIL: denverp@gators.ufl.edu
PHONE: 352-375-4683 ext. 6135
WEBSITE: www.FloridaGators.com
SERIES RECORD: Florida leads 66-46

LSU

JAN. 18 | THE PAVILION | ESPN/2
FEB. 1 | BATON ROUGE | ESPN/2/U

LOCATION: Baton Rouge, Louisiana
NICKNAME: Tigers
CONFERENCE: Southeastern
ARENA: Pete Maravich Assembly Center (13,215)
HEAD COACH: Will Wade
ALMA MATER: Clemson '05
RECORD AT LSU: 18-15 (1 season)
CAREER RECORD: 109-60 (5 seasons)
2018-19 RECORD: 18-15 (8-10)
2019 POSTSEASON: NIT Second Round
STARTERS RETURNING/LOST: 2/3
LETTERMEN RETURNING/LOST: 6/9
MBB CONTACT: Kent Lowe
EMAIL: clowe@lsu.edu
PHONE (O): 225-578-1864
WEBSITE: www.LSUSports.net
SERIES RECORD: LSU leads 122-88

TENNESSEE

JAN. 21 | KNOXVILLE | SEC NETWORK

LOCATION: Knoxville, Tennessee
NICKNAME: Volunteers
CONFERENCE: Southeastern
ARENA: Thompson-Boling Arena (21,678)
HEAD COACH: Rick Barnes
ALMA MATER: Lenoir-Rhyne '77
RECORD AT UT: 88-50 (4 seasons)
CAREER RECORD: 692-364 (32 seasons)
2018-19 RECORD: 31-6 (15-3)
2019 POSTSEASON: NCAA Sweet Sixteen
STARTERS RETURNING/LOST: 1/4
LETTERMEN RETURNING/LOST: 7/6
MBB CONTACT: Tom Satkowiak
EMAIL: tomsid@tennessee.edu
PHONE (C): 865-696-2897
WEBSITE: www.UTSports.com
SERIES RECORD: Tennessee leads 74-44

GEORGIA

JAN. 25 | ATHENS | SEC NETWORK

LOCATION: Athens, Georgia
NICKNAME: Bulldogs
CONFERENCE: Southeastern
ARENA: Stegeman Coliseum (10,523)
HEAD COACH: Tom Crean
ALMA MATER: Central Michigan '89
RECORD AT UGA: 11-21 (1 season)
CAREER RECORD: 367-252 (19 seasons)
2018-19 RECORD: 11-21 (2-16)
2019 POSTSEASON: N/A
STARTERS RETURNING/LOST: 3/2
LETTERMEN RETURNING/LOST: 5/5
MBB CONTACT: Mike Mobley
EMAIL: mmobley@sports.uga.edu
PHONE (O): 706-540-7486
WEBSITE: www.GeorgiaDogs.com
SERIES RECORD: Georgia leads 73-44

AUBURN

JAN. 28 | THE PAVILION | ESPN/U
FEB. 25 | AUBURN | ESPN/2/SEC NETWORK

LOCATION: Auburn, Alabama
NICKNAME: Tigers
CONFERENCE: Southeastern
ARENA: Auburn Arena (9,121)
HEAD COACH: Bruce Pearl
ALMA MATER: Boston College '82
RECORD AT AUB: 100-72 (5 seasons)
CAREER RECORD: 562-217 (24 seasons)
2018-19 RECORD: 30-10 (11-7)
2019 POSTSEASON: NCAA Final Four
STARTERS RETURNING/LOST: 2/3
LETTERMEN RETURNING/LOST: 10/6
MBB CONTACT: Cody Voga
EMAIL: voga@auburn.edu
PHONE: 334-750-9023
WEBSITE: www.AuburnTigers.com
SERIES RECORD: Auburn leads 77-60

SOUTH CAROLINA

FEB. 5 | THE PAVILION | SEC NETWORK

LOCATION: Columbia, South Carolina
NICKNAME: Gamecocks
CONFERENCE: Southeastern
ARENA: Colonial Life Arena (18,000)
HEAD COACH: Frank Martin
ALMA MATER: Florida International '93
RECORD AT SC: 129-106 (7 seasons)
CAREER RECORD: 246-160 (12 seasons)
2018-19 RECORD: 16-16 (7-11)
2019 POSTSEASON: N/A
STARTERS RETURNING/LOST: 3/2
LETTERMEN RETURNING/LOST: 5/7
MBB CONTACT: Emily Miles
EMAIL: efeeney@mailbox.sc.edu
PHONE (C): 803-727-3284
WEBSITE: www.GamecocksOnline.com
SERIES RECORD: Tied 20-20

MISSISSIPPI STATE

FEB. 11 | THE PAVILION | ESPN/2/U/SEC NETWORK
MAR. 7 | STARKVILLE | SEC NETWORK

LOCATION: Starkville, Mississippi
NICKNAME: Bulldogs
CONFERENCE: Southeastern
ARENA: Humphrey Coliseum (10,575)
HEAD COACH: Ben Howland
ALMA MATER: Weber College '79
RECORD AT MSU: 78-56 (4 seasons)
CAREER RECORD: 479-262 (23 seasons)
2018-19 RECORD: 23-11 (10-8)
2019 POSTSEASON: NCAA First Round
STARTERS RETURNING/LOST: 2/3
LETTERMEN RETURNING/LOST: 9/4
MBB CONTACT: Matt Dunaway
EMAIL: mdunaway@athletics.msstate.edu
PHONE (C): 727-215-3857
WEBSITE: www.HailState.com
SERIES RECORD: MSU leads 146-120

KENTUCKY

FEB. 15 | LEXINGTON | ESPN/2/U

LOCATION: Lexington, Kentucky
NICKNAME: Wildcats
CONFERENCE: Southeastern
ARENA: Rupp Arena (20,500)
HEAD COACH: John Calipari
ALMA MATER: Clarion '82
RECORD AT UK: 305-71 (10 seasons)
CAREER RECORD: 708-209 (27 seasons)
2018-19 RECORD: 30-7 (15-3)
2019 POSTSEASON: NCAA Elite Eight
STARTERS RETURNING/LOST: 1/4
LETTERMEN RETURNING/LOST: 5/8
MBB CONTACT: Eric Lindsey
EMAIL: eric.lindsey@uky.edu
PHONE (O): 859-619-0944
WEBSITE: www.UKAthletics.com
SERIES RECORD: Kentucky leads 107-13

MISSOURI

FEB. 18 | COLUMBIA | SEC NETWORK
MAR. 4 | THE PAVILION | SEC NETWORK

LOCATION: Columbia, Missouri
NICKNAME: Tigers
CONFERENCE: Southeastern
ARENA: Mizzou Arena (15,061)
HEAD COACH: Cuonzo Martin
ALMA MATER: Purdue '00
RECORD AT MIZ: 35-30 (3 seasons)
CAREER RECORD: 221-151 (10 seasons)
2018-19 RECORD: 15-17 (5-13)
2019 POSTSEASON: NCAA First Round
STARTERS RETURNING/LOST: 3/2
LETTERMEN RETURNING/LOST: 7/3
MBB CONTACT: R.J. Layton
EMAIL: laytonr@missouri.edu
PHONE (C): 765-491-5348
WEBSITE: www.MUTigers.com
SERIES RECORD: Ole Miss leads 11-2

ALABAMA

FEB. 22 | THE PAVILION | SEC NETWORK

LOCATION: Tuscaloosa, Alabama
NICKNAME: Crimson Tide
CONFERENCE: Southeastern
ARENA: Coleman Coliseum (15,383)
HEAD COACH: Nate Oats
ALMA MATER: Maranatha Baptist '88
RECORD AT ALA: First Season
CAREER RECORD: 96-43 (4 seasons)
2018-19 RECORD: 18-16 (8-10)
2019 POSTSEASON: NCAA Second Round
STARTERS RETURNING/LOST: 3/2
LETTERMEN RETURNING/LOST: 7/7
MBB CONTACT: Aaron Jordan
EMAIL: ajordan@ia.ua.edu
PHONE (C): 205-913-1979
WEBSITE: www.RollTide.com
SERIES RECORD: Alabama leads 122-58

VANDERBILT

FEB. 29 | THE PAVILION | SEC NETWORK

LOCATION: Nashville, Tennessee
NICKNAME: Commodores
CONFERENCE: Southeastern
ARENA: Memorial Gymnasium (14,316)
HEAD COACH: Jerry Stackhouse
ALMA MATER: North Carolina '99
RECORD AT VU: First Season
CAREER RECORD: First Season
2018-19 RECORD: 9-23 (0-18)
2019 POSTSEASON: N/A
STARTERS RETURNING/LOST: 2/3
LETTERMEN RETURNING/LOST: 8/6
MBB CONTACT: Andy Boggs
EMAIL: andy.boggs@vanderbilt.edu
PHONE: 615-343-1847
WEBSITE: www.VUCommodores.com
SERIES RECORD: Vanderbilt leads 76-46

OPPONENTS

NOTE: Ole Miss wins listed in bold



OLE MISS LEADS 21-9

In Oxford: Ole Miss leads 16-2
 In Jonesboro: Series tied 5-5
 Neutral: Arkansas State leads 2-0

	OM	AS			
12/16/25 Ark. A&M	44	21	H	W	
12/17/25 Ark. A&M	42	13	H	W	
12/13/26 Ark. A&M	53	24	H	W	
12/16/26 Ark. A&M	40	16	H	W	
2/26/45 Arkansas St.	76	24	H	W	
1/13/47 Arkansas St.	29	41	H	L	
2/14/48 Arkansas St.	67	51	H	W	
2/18/48 Arkansas St.	53	78	A	L	
12/10/51 Arkansas St.	77	54	H	W	
1/1/52 Arkansas St.	64	62	A	W	
12/8/52 Arkansas St.	100	80	H	W	
12/22/52 Arkansas St.	78	68	A	W	
12/12/55 Arkansas St.	95	79	H	W	
1/4/56 Arkansas St.	71	78	A	L	
12/10/56 Arkansas St.	87	66	H	W	
12/22/56 Arkansas St.	79	78	A	W	
12/9/57 Arkansas St.	62	58	H	W	
12/19/57 Arkansas St.	56	76	A	L	
12/5/59 Arkansas St.	67	57	A	W	
12/14/59 Arkansas St.	75	58	H	W	
12/5/60 Arkansas St.	53	59	A	L	
12/13/60 Arkansas St.	86	47	H	W	
12/16/90 Arkansas St.	61	73	N	L	
12/17/91 Arkansas St.	62	64	N	L	
11/21/03 Arkansas St.	69	74	H	L	
12/1/04 Arkansas St.	68	79	A	L	
12/19/05 Arkansas St.	85	78	H	W	
11/14/08 Arkansas St.	65	52	H	W	
12/2/09 Arkansas St.	79	57	A	W	
11/12/10 Arkansas St.	68	60	H	W	



OLE MISS LEADS 1-0

In Oxford: Ole Miss leads 1-0
 In University Park: Ole Miss leads 1-0
 Neutral: Ole Miss leads 1-0

	OM	WM		
11/10/18 Western Michigan	90	64	H	W



Memphis leads 27-14

In Oxford: Ole Miss leads 8-6
 In Memphis: Memphis leads 19-3
 Neutral: Memphis leads 2-1

Postseason: Ole Miss leads 1-0
 Overtime: Memphis leads 3-0

OM MEM

1/28/10 Memphis	11	23	A	L
1/12/23 Memphis	14	16	H	L
1/13/23 Memphis	25	16	H	W
1/11/24 Memphis	43	18	H	W
1/12/24 Memphis	20	14	H	W
2/2/25 Memphis	52	19	H	W
2/3/25 Memphis	45	14	H	W
2/11/52 Memphis	42	47	A	L
2/18/53 Memphis	65	72	A	L
2/9/54 Memphis	75	82	A	L
1/25/58 Memphis	62	85	A	L
1/24/59 Memphis	63	65	A	L
1/29/60 Memphis	57	96	A	L
1/28/61 Memphis	61	88	A	L
12/22/62 Memphis	62	70	A	L
12/7/63 Memphis	57	76	N	L
12/21/63 Memphis	78	98	A	L
12/10/71 Memphis	71	74	N	L
12/21/76 Memphis	83	88	A	L
12/20/77 Memphis	67	70	A	L
12/26/78 Memphis	92	89	N	W
12/22/79 Memphis	75	80	A	L
12/30/80 Memphis	64	69	H	L
12/29/81 Memphis (OT)	55	61	A	L
12/30/82 Memphis	58	63	H	L
12/13/83 Memphis	55	73	A	L
12/11/84 Memphis (OT)	52	57	H	L
12/17/85 Memphis	56	73	A	L
12/12/85 Memphis (OT)	72	78	A	L
12/11/99 Memphis	74	64	H	W
12/9/00 Memphis	64	56	A	W
12/7/01 Memphis	71	67	H	W
12/19/02 Memphis	51	58	A	L
12/6/03 Memphis	62	73	H	L
12/11/04 Memphis	65	53	A	W
12/17/05 Memphis	49	72	H	L
12/9/06 Memphis	70	82	A	L
3/19/10 Memphis	90	81	H	W
12/18/15 Memphis	85	79	A	W



OLE MISS LEADS 3-0

In Oxford: Ole Miss leads 1-0
 In University Park: Ole Miss leads 1-0
 Neutral: Ole Miss leads 1-0

OM PSU

11/26/10 Penn State	84	71	H	W
12/04/11 Penn State	72	70	A	W
11/30/13 Penn State	79	76	N	W



OKLAHOMA STATE LEADS 1-0

Neutral: Oklahoma State leads 1-0

OM OSU

1/15/48 Oklahoma State	34	52	N	L
------------------------	----	----	---	---



OLE MISS LEADS 1-0

In Syracuse: Ole Miss leads 1-0
 Postseason: Ole Miss leads 1-0

OM SYR

3/18/17 Syracuse	85	80	A	W
------------------	----	----	---	---



Butler LEADS 1-0

In Indianapolis: Butler leads 1-0

OM BUT

11/16/18 Butler	76	83	A	L
-----------------	----	----	---	---



MIDDLE TENNESSEE LEADS 6-4

In Oxford: Tied 2-2
 In Murfreesboro: Middle Tennessee leads 2-0
 Neutral: Tied 2-2

OM MT

12/29/60 MTSU	64	62	N	W
1/26/63 MTSU	77	68	H	W
11/30/63 MTSU	68	79	N	L
12/12/77 MTSU	68	79	H	L
12/21/11 MTSU	58	68	N	L
12/08/12 MTSU	62	65	A	L
12/14/13 MTSU	72	63	H	W
11/30/16 MTSU	62	77	H	L
12/9/17 MTSU	58	77	A	L
12/21/18 MTSU	74	56	N	W



OLE MISS LEADS 18-0

In Oxford: Ole Miss leads 15-0
 In Hammond: Ole Miss leads 2-0
 Neutral: Ole Miss leads 1-0

OM SE

12/3/56 SE Louisiana	75	55	H	W
12/2/58 SE Louisiana	87	64	H	W

12/1/60 SE Louisiana	81	56	H	W
12/4/61 SE Louisiana	83	66	H	W
12/14/85 SE Louisiana	64	59	H	W
12/13/86 SE Louisiana	88	59	H	W
12/7/87 SE Louisiana	80	43	A	W
12/30/88 SE Louisiana	84	54	H	W
11/28/90 SE Louisiana	74	52	H	W
1/8/92 SE Louisiana	86	82	A	W
2/8/93 SE Louisiana	71	61	H	W
12/15/99 SE Louisiana	77	46	H	W
12/13/00 SE Louisiana	58	46	H	W
11/29/03 SE Louisiana	52	48	H	W
12/31/04 SE Louisiana	64	48	H	W
12/21/05 SE Louisiana	68	62	H	W
1/2/11 SE Louisiana	68	59	H	W
12/12/18 SE Louisiana	69	47	N	W



OLE MISS LEADS 6-1

In Oxford: Ole Miss leads 4-0
 In Cookeville: Ole Miss leads 1-0
 Neutral: Tied 1-1
 OT: Ole Miss leads 1-0

OM TT

12/22/59 Tenn. Tech (OT)	37	36	N	W
12/28/62 Tenn. Tech	71	81	N	L
12/3/79 Tenn. Tech	87	67	H	W
12/3/80 Tenn. Tech	59	56	A	W
12/2/81 Tenn. Tech	58	34	H	W
11/19/04 Tenn. Tech	91	68	H	W
11/22/06 Tenn. Tech	86	77	H	W



OLE MISS LEADS 3-2

In Oxford: Ole Miss leads 2-0
 In Wichita: Wichita State leads 2-0
 Neutral: Ole Miss leads 1-0

OM WS

12/10/94 Wichita St.	70	71	H	L
12/28/62 Wichita St.	59	72	A	L
12/14/96 Wichita St.	68	65	H	W
12/13/97 Wichita St.	71	48	A	W
11/18/04 Wichita St.	80	68	N	W



TEXAS A&M LEADS 6-3

In Oxford: Ole Miss leads 3-1
 In College Station: Texas A&M leads 4-0
 Neutral: Texas A&M leads 1-0

OM TAMU			
12/29/72	Texas A&M	.83	100 N L
2/13/13	Texas A&M	.67	69 A L
2/27/13	Texas A&M	.82	73 H W
3/1/14	Texas A&M	.60	71 A L
2/4/15	Texas A&M	.69	59 H W
2/16/16	Texas A&M	.56	71 A L
1/25/17	Texas A&M	.76	80 H L
1/16/18	Texas A&M	.69	71 A L
2/6/19	Texas A&M	.75	71 H W



ARKANSAS LEADS 48-33

In Oxford: Ole Miss leads 20-7
 In Fayetteville: Arkansas leads 18-11
 Neutral: Arkansas leads 23-2
 In OT: Ole Miss leads 2-1

OM ARK			
12/20/50	Arkansas	.35	45 N L
12/21/50	Arkansas	.45	41 N W
12/7/51	Arkansas	.58	66 N L
12/8/51	Arkansas	.66	68 N L
12/20/52	Arkansas	.72	104 N L
1/5/54	Arkansas	.76	89 N L
12/17/54	Arkansas	.64	74 N L
1/28/56	Arkansas	.69	85 N L
12/13/57	Arkansas	.58	61 N L
12/13/58	Arkansas (OT)	.81	83 N L
12/12/59	Arkansas	.78	63 N W
12/10/60	Arkansas	.71	77 N L
12/16/61	Arkansas	.54	59 N L
12/15/62	Arkansas	.60	90 N L
12/28/63	Arkansas	.68	76 N L
12/29/64	Arkansas	.48	82 N L
12/9/67	Arkansas	.62	64 A L
12/7/68	Arkansas (OT)	.65	61 H W
12/10/73	Arkansas	.117	66 H W
12/9/74	Arkansas	.84	73 A W
12/19/78	Arkansas	.66	67 N L
12/15/79	Arkansas	.59	67 A L
12/3/86	Arkansas	.56	70 N L
12/9/87	Arkansas	.40	79 N L
12/13/88	Arkansas	.68	74 N L
12/5/89	Arkansas	.76	90 N L
1/18/92	Arkansas	.93	114 H L
3/7/92	Arkansas	.83	100 A L
1/6/93	Arkansas	.78	90 A L
2/27/93	Arkansas	.63	85 H L
1/5/94	Arkansas	.61	87 A L
2/19/94	Arkansas	.73	90 N L
1/4/95	Arkansas	.76	71 H W
2/18/95	Arkansas	.70	85 A L
1/10/96	Arkansas	.62	63 H L
2/14/96	Arkansas	.73	79 A L
1/2/97	Arkansas	.91	74 A W
1/29/97	Arkansas	.71	52 H W
2/5/98	Arkansas	.87	100 A L
2/25/98	Arkansas	.81	65 H W
1/9/99	Arkansas	.76	65 A W
1/30/99	Arkansas	.89	81 H W

1/5/00	Arkansas	.64	71 A L
2/2/00	Arkansas	.87	82 H W
1/10/01	Arkansas	.53	48 A W
1/31/01	Arkansas	.84	73 H W
1/19/02	Arkansas	.70	64 A W
2/09/02	Arkansas	.79	67 H W
1/25/03	Arkansas	.73	54 H W
3/8/03	Arkansas	.64	54 A W
1/17/04	Arkansas	.78	86 A L
3/06/04	Arkansas	.55	45 H W
1/5/05	Arkansas	.46	69 A L
2/5/05	Arkansas	.65	66 H L
1/25/06	Arkansas	.58	71 A L
2/15/06	Arkansas	.73	70 H W
1/13/07	Arkansas	.74	72 H W
2/17/07	Arkansas	.66	83 A L
2/9/08	Arkansas	.69	75 A L
3/4/08	Arkansas	.81	72 H W
1/14/09	Arkansas	.74	65 H W
3/4/09	Arkansas (OT)	.98	91 A W
1/31/10	Arkansas	.73	80 H L
3/6/10	Arkansas	.68	66 A W
2/5/11	Arkansas	.69	60 A W
3/5/11	Arkansas	.84	74 H W
1/11/12	Arkansas	.71	63 H W
2/28/12	Arkansas	.77	75 A W
1/19/13	Arkansas	.76	64 H W
3/5/14	Arkansas	.110	80 A L
1/17/15	Arkansas	.96	82 A W
2/14/15	Arkansas	.70	71 H L
2/13/16	Arkansas	.76	60 H W
2/18/17	Arkansas	.80	98 A L
3/10/17	Arkansas	.72	73 A L
1/20/18	Arkansas	.93	97 A L
2/13/18	Arkansas	.64	75 H L
1/19/19	Arkansas	.84	67 H W
3/2/19	Arkansas	.73	74 A L



FLORIDA LEADS 66-46

In Oxford: Ole Miss leads 29-23
 In Gainesville: Florida leads 39-12
 Neutral: Tied 4-4
 Postseason: Florida leads 4-3
 In OT: Florida leads 5-1

OM UF			
12/18/40	Florida	.27	35 H L
2/13/42	Florida	.35	46 A L
12/16/42	Florida	.35	32 H W
12/17/42	Florida	.51	44 H W
2/19/49	Florida	.61	63 H L
1/9/50	Florida	.54	46 A W
1/10/51	Florida	.58	69 A L
2/2/52	Florida	.56	45 H W
2/28/53	Florida	.64	61 A W
2/22/54	Florida	.86	66 H W
2/21/55	Florida	.72	78 A L
2/20/56	Florida	.90	77 H W
2/18/57	Florida	.81	92 A L
2/17/58	Florida	.67	65 H W
12/29/58	Florida	.71	47 N W
2/16/59	Florida (OT)	.97	102 A L
2/13/60	Florida	.90	81 H W
2/20/61	Florida (OT)	.77	81 A L
2/19/62	Florida	.62	63 H L
2/18/63	Florida	.72	63 A W
2/17/64	Florida	.97	91 H W
1/16/65	Florida	.39	60 H L
2/15/65	Florida	.53	85 A L
1/15/66	Florida	.49	79 A L
1/29/66	Florida	.61	96 H L
12/31/66	Florida	.64	79 A L
1/9/67	Florida	.63	78 H L
1/3/68	Florida	.68	70 H L
1/8/68	Florida	.75	94 A L
1/27/69	Florida	.66	88 A L
2/24/69	Florida	.79	77 H W
1/26/70	Florida	.79	77 H W
2/23/70	Florida	.62	63 A L
1/25/71	Florida	.86	106 A L
2/22/71	Florida	.68	85 H L
1/31/71	Florida	.86	72 H W
2/28/72	Florida	.87	74 A W
1/29/73	Florida	.59	65 A L
2/26/73	Florida	.97	80 H W
1/21/74	Florida	.83	73 H W
2/23/74	Florida	.61	77 A L
1/20/75	Florida	.80	85 A L
2/22/75	Florida	.101	92 H W
1/3/76	Florida	.58	70 H L
3/6/76	Florida	.94	83 A W
1/29/77	Florida	.90	83 H W
2/26/77	Florida	.78	84 A L
1/23/78	Florida	.56	61 H L
2/20/78	Florida	.63	80 A L
1/15/79	Florida	.58	47 H W
2/12/79	Florida	.67	65 A W
1/12/80	Florida	.85	65 H W
2/9/80	Florida	.57	54 A W
1/17/81	Florida	.71	74 A L
2/14/81	Florida	.66	52 H W
1/16/82	Florida	.69	67 H W
2/13/82	Florida (OT)	.58	57 A W
1/29/83	Florida	.67	61 H W
2/26/83	Florida	.64	75 A L
1/29/84	Florida	.48	78 A L
2/24/84	Florida	.53	59 H L
1/12/85	Florida	.64	82 A L
2/13/85	Florida	.56	54 H W
1/11/86	Florida	.79	67 H W
2/12/86	Florida	.57	66 A L
1/10/87	Florida	.72	80 H L
2/11/87	Florida	.62	85 A L
1/16/88	Florida	.72	77 A L
2/17/88	Florida	.82	75 H W
1/5/89	Florida	.80	71 H W
2/5/89	Florida	.67	78 A L
1/2/90	Florida	.75	60 H W
2/3/90	Florida	.83	63 A W
1/2/91	Florida	.49	65 A L
2/2/91	Florida (2OT)	.81	91 H L
2/12/92	Florida (OT)	.84	86 H L
2/17/93	Florida	.47	94 A L
3/11/93	Florida (SEC-T)	.67	62 N W
2/9/94	Florida	.55	74 H L
1/28/95	Florida	.57	72 A L
3/9/95	Florida (SEC-T)	.59	63 N L
1/20/96	Florida	.55	59 H L
3/7/96	Florida (SEC-T)	.62	75 N L
2/23/97	Florida	.67	65 A W
1/7/98	Florida	.90	79 H W
2/6/99	Florida	.79	68 A W
1/8/00	Florida	.71	75 H L
3/9/00	Florida (SEC-T)	.67	89 N L
2/21/01	Florida	.75	55 A L

3/10/01	Florida (SEC-T)	.74	69 N W
2/16/02	Florida	.68	51 H W
2/12/03	Florida	.55	74 A L
2/21/04	Florida	.66	81 H L
2/16/05	Florida	.53	90 A L
1/31/06	Florida	.58	69 H L
1/20/07	Florida	.70	79 A L
3/10/07	Florida (SEC-T)	.59	80 N L
1/16/08	Florida	.89	87 H W
1/10/09	Florida	.68	78 A L
2/20/10	Florida	.61	64 H L
1/8/11	Florida	.71	77 A L
1/26/12	Florida	.60	64 H L
2/2/13	Florida	.64	78 A L
3/17/13	Florida (SEC-T)	.66	63 N W
2/22/14	Florida	.71	75 H L
1/24/15	Florida	.72	71 A W
2/12/15	Florida	.62	61 H W
1/16/16	Florida	.71	80 H L
2/9/16	Florida	.72	77 A L
1/3/17	Florida	.63	70 A L
1/13/18	Florida	.78	72 H W
1/30/19	Florida (OT)	.86	90 A L



LSU LEADS 122-88

In Oxford: OM leads 56-35
 In Baton Rouge: LSU leads 80-29
 Neutral: LSU leads 6-4
 Postseason: LSU leads 5-4
 Overtime: LSU leads 6-3

OM LSU			
2/4/10	LSU	.14	39 A L
2/5/10	LSU	.4	25 A L
1/15/12	LSU	.15	27 A L
2/16/12	LSU	.11	33 A L
2/21/16	LSU	.29	55 A L
2/18/21	LSU	.23	22 A W
2/19/21	LSU	.12	46 A L
1/15/26	LSU	.24	27 A L
1/16/26	LSU	.43	19 A W
1/14/27	LSU	.36	16 A W
1/15/27	LSU	.21	22 A L
1/13/28	LSU	.17	20 A L
1/14/28	LSU	.25	36 A L
1/25/28	LSU	.33	23 A W
1/26/28	LSU	.33	34 A L
2/25/28	LSU (SoCon-T)	.55	28 N W
1/11/29	LSU	.42	21 A W
1/12/29	LSU	.34	17 A W
1/18/29	LSU	.28	24 H W
1/19/29	LSU	.30	25 H W
1/10/30	LSU	.31	27 H W
1/11/30	LSU	.21	31 A L
1/17/30	LSU	.47	24 A W
1/18/30	LSU	.32	29 A W
1/15/31	LSU	.24	26 H L
1/16/31	LSU	.39	29 H W
1/15/32	LSU	.34	37 H L
1/16/32	LSU	.24	22 H W
1/29/32	LSU	.53	55 A L
1/30/32	LSU	.35	33 A W
1/13/33	LSU	.40	37 H W
1/14/33	LSU	.34	32 H W

Ole Miss

OPPONENTS

2/13/33 LSU 33 53 A L	1/3/66 LSU 81 80 H W	2/28/01 LSU (OT) 77 78 A L	2/13/61 Tennessee 57 55 H W
2/14/33 LSU 33 50 A L	2/12/66 LSU 68 90 A L	1/23/02 LSU 70 55 H W	2/12/62 Tennessee 98 81 A W
2/12/34 LSU 33 52 A L	12/19/66LSU 74 67 H W	2/27/02 LSU 56 59 A L	2/11/63 Tennessee 85 78 H W
2/13/34 LSU 39 49 A L	2/25/67 LSU 89 77 A W	1/18/03 LSU 67 57 A W	2/10/64 Tennessee 54 92 A L
2/4/35 LSU 32 47 A L	12/19/67LSU 68 81 A L	3/5/03 LSU 64 77 H L	2/8/65 Tennessee 50 96 H L
2/5/35 LSU 33 47 A L	2/24/68 LSU 87 85 H W	1/21/04 LSU 53 49 H W	1/8/66 Tennessee 55 102 A L
1/31/36 LSU 37 54 A L	2/1/69 LSU (OT) 84 81 A W	3/3/04 LSU 45 58 A L	1/28/67 Tennessee 49 62 A L
2/1/36 LSU 51 46 A W	3/1/69 LSU 78 76 H W	1/26/05 LSU 60 70 A L	2/4/67 Tennessee (OT) . 56 53 H W
2/14/36 LSU 59 47 H W	1/31/70 LSU 86 109 A L	3/2/05 LSU 53 58 H L	1/27/68 Tennessee 65 66 H L
2/15/36 LSU 69 51 H W	2/28/70 LSU 90 103 H L	1/28/06 LSU 73 79 H L	2/3/68 Tennessee 46 88 A L
1/13/37 LSU 50 47 H W	1/30/71 LSU 113 90 A W	3/4/06 LSU 52 55 A L	1/6/69 Tennessee 54 59 H L
1/14/37 LSU 40 27 H W	2/27/71 LSU 62 54 H W	1/17/07 LSU 55 62 A L	2/10/69 Tennessee 45 61 A L
1/14/38 LSU 59 48 A W	2/5/72 LSU 66 67 A L	2/14/07 LSU 71 70 H W	1/5/70 Tennessee (2OT) 59 57 A W
1/15/38 LSU 47 44 A W	3/4/72 LSU 101 78 H W	3/9/07 LSU (SEC-T) 80 60 N W	2/9/70 Tennessee 60 72 H L
3/4/38 LSU (SEC-T) 68 40 N W	2/3/73 LSU 84 59 H W	1/12/08 LSU 74 71 H W	1/4/71 Tennessee 85 98 H L
1/9/39 LSU 41 42 A L	3/3/73 LSU 69 70 A L	2/23/08 LSU 49 69 A L	2/8/71 Tennessee 74 80 A L
1/10/39 LSU 34 42 H L	2/2/74 LSU 77 63 H W	1/17/09 LSU 51 83 H L	1/10/72 Tennessee 70 73 A L
2/13/39 LSU 48 50 A L	3/4/74 LSU 82 74 H W	2/14/09 LSU 66 73 A L	2/14/72 Tennessee 58 68 H L
2/14/39 LSU 18 59 A L	2/1/75 LSU 86 94 A L	1/23/10 LSU 73 63 A W	1/8/73 Tennessee 60 52 H W
1/12/40 LSU 47 51 A L	3/8/75 LSU 86 91 H L	3/4/10 LSU 72 59 H W	2/12/73 Tennessee 49 51 A L
2/10/40 LSU 45 33 A W	1/10/76 LSU 74 100 A L	1/22/11 LSU 78 51 A W	1/12/74 Tennessee 69 57 H W
1/10/41 LSU 32 56 H L	2/7/76 LSU 57 67 H L	2/9/11 LSU 66 60 H W	2/11/74 Tennessee 57 65 A L
2/3/41 LSU 39 67 A L	1/3/77 LSU 68 75 A L	1/7/12 LSU 55 81 A L	1/11/75 Tennessee 82 102 A L
1/9/42 LSU 35 56 H L	3/5/77 LSU 90 68 H W	2/25/12 LSU 72 48 H W	2/10/75 Tennessee (OT) . 88 81 H W
1/17/42 LSU 51 42 A W	1/28/78 LSU 61 74 H L	3/9/13 LSU 81 67 A W	1/24/76 Tennessee 53 56 H L
1/8/43 LSU 34 54 A L	2/25/78 LSU 75 94 A L	1/15/14 LSU (OT) 88 74 H W	2/21/76 Tennessee 81 105 A L
1/16/43 LSU 39 51 H L	1/20/79 LSU (OT) 69 70 H L	1/14/15 LSU 71 75 H L	1/17/77 Tennessee 72 86 H L
1/12/46 LSU 23 53 H L	2/17/79 LSU 62 67 A L	2/28/15 LSU 63 73 A L	2/14/77 Tennessee 75 87 A L
2/4/46 LSU 35 60 A L	1/23/80 LSU 66 72 A L	1/13/16 LSU 81 90 A L	1/7/78 Tennessee 73 68 H W
3/1/46 LSU (SEC-T) 34 59 N L	2/21/80 LSU 74 77 H L	2/14/17 LSU 96 76 H W	2/4/78 Tennessee 67 85 A L
1/9/47 LSU 43 54 H L	1/28/81 LSU 59 63 H L	2/10/18 LSU 66 82 A L	1/3/79 Tennessee 67 72 H L
2/3/47 LSU 43 63 A L	2/25/81 LSU 67 74 A L	1/15/19 LSU 69 83 H L	1/27/79 Tennessee 65 64 A W
2/27/47 LSU (SEC-T) 36 61 N L	1/27/82 LSU 46 53 A L		1/2/80 Tennessee 65 66 H L
2/2/48 LSU 49 37 H W	2/24/82 LSU 74 61 H W		1/30/80 Tennessee 66 61 A W
2/23/48 LSU (OT) 50 52 A L	3/4/82 LSU (SEC-T) 59 52 N W		2/27/80 Tenn. (SEC-T) 76 74 N W
1/31/49 LSU 48 58 H L	1/15/83 LSU 68 71 H L		1/7/81 Tennessee 68 73 A L
2/12/49 LSU 39 49 A L	2/12/83 LSU 63 72 A L		2/4/81 Tennessee 71 52 H W
12/19/49 LSU 61 74 A L	1/14/84 LSU 70 93 A L		3/4/81 Tenn. (SEC-T) 81 71 N W
1/28/50 LSU 75 65 H W	2/12/84 LSU 61 65 H L		1/6/82 Tennessee 55 62 H L
12/16/50 LSU 72 67 H W	12/5/84 LSU 64 89 A L		2/3/82 Tennessee 55 53 A W
2/17/51 LSU 69 48 A W	1/17/85 LSU 68 65 H W		1/8/83 Tennessee 56 55 H W
3/1/51 LSU (SEC-T) 57 62 N L	1/13/86 LSU 68 86 A L		2/5/83 Tennessee 53 65 A L
12/14/51 LSU 69 81 H L	2/15/86 LSU 58 57 H W		1/8/84 Tennessee 59 83 A L
1/30/52 LSU 68 65 H W	1/5/87 LSU 73 63 H W		2/4/84 Tennessee 57 56 H W
2/18/52 LSU 67 78 A L	2/4/87 LSU (OT) 75 82 A L		1/5/85 Tennessee 63 70 H L
3/1/52 LSU (SEC-T) 60 75 N L	1/9/88 LSU (OT) 61 69 H L		2/6/85 Tennessee 58 57 A W
1/12/53 LSU 66 67 H L	2/10/88 LSU 57 78 A L		1/4/86 Tennessee 66 74 A L
2/23/53 LSU 48 63 A L	2/1/89 LSU 75 105 A L		2/5/86 Tennessee 59 55 H W
2/1/54 LSU 52 53 A L	3/4/89 LSU (OT) 113 112 H W		3/5/86 Tenn. (SEC-T) 73 56 N W
3/1/54 LSU 53 76 H L	1/31/90 LSU 77 79 H L		1/31/87 Tennessee (OT) . 73 70 A W
1/31/55 LSU 89 69 H W	3/3/90 LSU 94 103 A L		2/2/87 Tennessee 71 70 H W
2/28/55 LSU 65 68 A L	1/19/91 LSU 71 87 A L		1/6/88 Tennessee 68 77 A L
2/6/56 LSU 76 100 A L	2/20/91 LSU 78 89 H L		2/6/88 Tennessee 81 73 H W
2/27/56 LSU 81 70 H W	1/25/92 LSU 73 83 H L		11/28/88 Tennessee 76 84 H L
2/2/57 LSU 79 73 H W	2/25/92 LSU 69 100 A L		2/15/89 Tennessee 71 83 A L
2/23/57 LSU 83 76 A W	1/23/93 LSU 71 62 H W		12/16/89 Tennessee 67 71 A L
2/3/58 LSU 76 63 A W	3/6/93 LSU 56 71 A L		2/14/90 Tennessee 81 80 H W
2/24/58 LSU 85 75 H W	3/12/93 LSU (SEC-T) 70 89 N L		3/8/90 Tenn. (SEC-T) 87 86 N W
12/30/58 LSU 55 69 N L	1/29/94 LSU 66 90 A L		1/26/91 Tennessee 75 72 H W
2/2/59 LSU 80 69 H W	3/5/94 LSU 93 78 H W		2/27/91 Tennessee 93 88 A W
2/23/59 LSU 93 99 A L	1/21/95 LSU (OT) 81 87 A L		3/7/91 Tenn. (SEC-T) 85 94 N L
2/1/60 LSU 76 61 A W	2/15/95 LSU 102 90 H W		2/19/92 Tennessee 86 98 A L
2/22/60 LSU 90 70 H W	2/3/96 LSU 66 71 A L		1/30/93 Tennessee 62 75 H L
2/6/61 LSU 69 75 H L	2/28/96 LSU 75 48 H W		2/16/94 Tennessee 69 72 A L
2/29/61 LSU 48 46 A W	2/5/97 LSU 79 73 A W		2/22/95 Tennessee 61 75 H L
2/5/62 LSU 59 70 A L	2/26/97 LSU 74 68 H W		1/31/96 Tennessee 52 67 A L
2/26/62 LSU 74 68 H W	1/21/98 LSU 80 58 H W		1/22/97 Tennessee 70 48 H W
2/4/63 LSU 60 48 H W	2/18/98 LSU 83 57 A W		1/17/98 Tennessee 67 77 A L
2/25/63 LSU 61 80 A L	2/3/99 LSU 82 66 A W		2/17/99 Tennessee 67 69 H L
2/1/64 LSU 67 77 A L	2/27/99 LSU 79 57 H W		1/15/00 Tennessee 60 98 A L
2/22/64 LSU 80 86 H L	2/16/00 LSU 53 97 H L		2/10/01 Tennessee 87 71 H W
2/1/65 LSU 56 58 H L	3/4/00 LSU 60 64 A L		3/9/01 Tenn. (SEC-T) 86 73 N W
2/22/65 LSU 56 60 H L	2/7/01 LSU 50 33 H W		1/6/02 Tennessee 76 82 A L



TENNESSEE LEADS 74-44

In Oxford: Tennessee leads 27-25
 In Knoxville: Tennessee leads 42-12
 Neutral: Ole Miss leads 7-5
 Postseason: Ole Miss leads 7-5
 Overtime: Ole Miss leads 4-1

	OM	UT	
1/28/24 Tennessee	36	17	H W
1/29/24 Tennessee	24	13	H W
2/10/25 Tennessee	13	15	A L
2/12/27 Tennessee	39	34	A W
3/3/38 Tenn. (SEC-T)	45	40	N W
2/8/41 Tennessee	29	61	A L
1/10/42 Tennessee	39	42	H L
3/1/45 Tenn. (SEC-T)	37	59	N L
1/11/46 Tennessee	42	65	H L
2/10/47 Tennessee	28	61	A L
3/5/48 Tenn. (SEC-T)	62	81	N L
3/4/49 Tenn. (SEC-T)	49	74	N L
2/25/50 Tennessee	57	79	A L
2/10/51 Tennessee	65	67	H L
1/12/52 Tennessee	69	76	A L
1/5/53 Tennessee	71	81	H L
2/15/54 Tennessee	92	73	A W
2/14/55 Tennessee	78	84	H L
2/13/56 Tennessee	63	65	A L
2/11/57 Tennessee	88	98	H L
2/10/58 Tennessee	63	68	A L
2/9/59 Tennessee	82	85	H L
2/8/60 Tennessee	71	81	A L

1/11/03	Tennessee	.64	66	H	L
2/18/04	Tennessee	.66	83	A	L
2/19/05	Tennessee	.60	58	H	W
2/4/06	Tennessee	.72	86	A	L
1/24/07	Tennessee	.83	69	H	W
1/9/08	Tennessee	.83	85	A	L
2/18/09	Tennessee	.81	65	H	W
1/16/10	Tennessee (OT)	.69	71	A	L
3/12/10	Tenn. (SEC-T)	.65	76	N	L
1/29/11	Tennessee	.57	74	H	L
2/22/12	Tennessee	.60	73	A	L
3/6/12	Tenn. (OT) (SECT)	.77	72	N	W
1/9/13	Tennessee	.92	74	A	W
1/24/13	Tennessee	.62	56	H	W
1/29/14	Tennessee	.70	86	A	L
2/19/15	Tennessee	.59	57	H	W
3/5/16	Tennessee	.83	60	A	W
1/17/17	Tennessee	.80	69	H	W
2/8/17	Tennessee	.66	75	A	L
2/3/18	Tennessee	.61	94	A	L
2/24/18	Tennessee	.65	73	H	L
2/27/19	Tennessee	.71	73	H	L



GEORGIA LEADS 73-44

In Oxford: Ole Miss leads 28-23
 In Athens: Georgia leads 41-13
 Neutral: Georgia leads 9-3
 Postseason: Georgia leads 8-2
 Overtime: Ole Miss leads 4-2

	OM	UGA			
2/13/28	Georgia	.44	37	A	W
2/14/28	Georgia	.33	37	A	L
1/19/40	Georgia	.41	45	A	L
2/29/40	Georgia (SEC-T)	.27	45	N	L
2/15/41	Georgia	.46	53	H	L
2/16/42	Georgia	.27	36	A	L
2/26/43	Georgia (SEC-T)	.27	36	N	L
1/6/47	Georgia	.38	46	H	L
1/10/48	Georgia	.66	74	A	L
1/7/49	Georgia	.54	63	H	L
1/7/50	Georgia	.52	70	N	L
3/2/50	Georgia (SEC-T)	.58	59	N	L
1/6/51	Georgia	.41	59	A	L
1/7/52	Georgia	.103	52	H	W
2/2/53	Georgia	.77	75	A	W
12/19/53	Georgia	.87	73	N	W
2/20/54	Georgia	.80	66	H	W
2/19/55	Georgia	.80	86	A	L
2/18/56	Georgia	.105	65	H	W
2/16/57	Georgia	.99	91	A	W
2/15/58	Georgia	.81	63	H	W
2/14/59	Georgia	.61	84	A	L
2/15/60	Georgia (OT)	.65	63	H	W
2/18/61	Georgia	.69	73	A	L
2/17/62	Georgia	.79	75	H	W
2/16/63	Georgia	.63	76	A	L
2/15/64	Georgia	.80	72	H	W
2/13/65	Georgia	.68	90	A	L
1/31/66	Georgia	.71	91	H	L
1/2/67	Georgia	.78	85	A	L
2/27/67	Georgia	.75	67	H	W
1/1/68	Georgia	.64	70	H	L

2/26/68	Georgia	.77	111	A	L
1/25/69	Georgia	.81	84	A	L
2/22/69	Georgia (OT)	.82	85	H	L
1/24/70	Georgia	.84	96	H	L
2/21/70	Georgia	.79	94	A	L
1/23/71	Georgia	.80	88	A	L
2/20/71	Georgia	.76	72	H	W
1/29/72	Georgia	.74	80	H	L
2/26/72	Georgia	.69	79	A	L
1/27/73	Georgia	.67	71	A	L
2/24/73	Georgia	.69	62	H	W
1/5/74	Georgia	.78	70	A	W
2/4/74	Georgia	.59	55	H	W
1/27/75	Georgia	.83	88	H	L
2/3/75	Georgia	.93	87	A	W
1/26/76	Georgia	.72	74	H	L
2/23/76	Georgia	.68	70	A	L
1/15/77	Georgia	.82	62	H	W
2/12/77	Georgia	.76	92	A	L
1/9/78	Georgia	.75	63	H	W
2/6/78	Georgia	.56	57	A	L
1/24/79	Georgia	.53	59	H	L
1/29/79	Georgia	.82	63	A	W
12/12/79	Georgia	.62	64	H	L
2/23/80	Georgia	.65	77	A	L
12/23/80	Georgia	.62	70	A	L
2/28/81	Georgia	.64	62	H	W
3/7/81	Georgia (SEC-T)	.66	62	N	W
12/16/81	Georgia	.56	54	H	W
2/27/82	Georgia	.58	64	A	L
1/10/83	Georgia	.53	68	H	L
2/7/83	Georgia	.76	59	A	W
3/11/83	Georgia (SEC-T)	.55	69	N	L
1/10/84	Georgia	.51	70	A	L
2/6/84	Georgia (OT)	.56	54	H	W
1/26/85	Georgia	.51	81	H	L
2/27/85	Georgia	.66	94	A	L
1/25/86	Georgia	.75	91	A	L
2/26/86	Georgia	.61	62	H	L
1/21/87	Georgia	.80	68	H	W
2/21/87	Georgia	.65	69	A	L
3/6/87	Georgia (SEC-T)	.63	65	N	L
1/27/88	Georgia	.70	86	A	L
2/27/88	Georgia	.75	72	H	W
1/21/89	Georgia (OT)	.74	70	A	W
2/22/89	Georgia	.88	79	H	W
1/20/90	Georgia	.84	74	H	W
2/21/90	Georgia	.83	107	A	L
1/30/91	Georgia	.62	117	A	L
3/2/91	Georgia	.62	72	H	L
2/9/92	Georgia	.66	86	A	L
3/12/92	Georgia (SEC-T)	.66	85	N	L
1/2/93	Georgia	.61	75	H	L
1/22/94	Georgia	.85	69	A	W
3/4/95	Georgia	.51	79	H	L
1/3/96	Georgia	.38	74	A	L
1/5/97	Georgia	.73	66	H	W
1/28/98	Georgia	.68	70	A	L
3/6/98	Georgia (SEC-T)	.72	67	N	W
1/23/99	Georgia	.85	76	H	W
2/12/00	Georgia	.65	71	A	L
1/13/01	Georgia	.66	70	H	L
2/2/02	Georgia	.72	79	A	L
2/26/03	Georgia	.82	89	H	L
2/4/04	Georgia	.51	64	A	L
1/12/05	Georgia	.59	54	H	W
1/21/06	Georgia	.65	72	A	L
2/21/07	Georgia	.67	49	H	W
3/8/08	Georgia	.76	62	A	W
3/13/08	Georgia (OT)(SECT)	.95	97	N	L
2/21/09	Georgia	.69	47	H	W
1/13/10	Georgia	.80	76	A	W

1/15/11	Georgia	.76	98	H	L
1/21/12	Georgia	.66	63	A	W
2/26/13	Georgia	.84	74	H	W
2/15/14	Georgia	.60	61	A	L
3/14/14	Georgia (SEC-T)	.73	75	A	L
1/20/15	Georgia	.64	69	A	L
2/25/15	Georgia	.72	76	H	L
1/9/16	Georgia	.72	71	H	W
2/27/16	Georgia	.66	80	A	L
1/11/17	Georgia	.47	69	H	L
1/3/18	Georgia	.60	71	A	L
2/9/19	Georgia	.80	64	A	W
2/23/19	Georgia	.72	71	H	W



AUBURN LEADS 77-60

In Oxford: OM leads 42-24
 In Auburn: AU leads 50-16
 Neutral: OM leads 4-1
 Postseason: OM leads 3-1
 Overtime: OM leads 3-2

	OM	AUB			
2/10/28	Auburn	.43	42	A	W
2/11/28	Auburn	.38	58	A	L
2/28/28	Auburn (SoCont)	.31	30	N	W
1/13/41	Auburn	.30	43	A	L
12/19/41	Auburn	.31	34	H	L
12/13/46	Auburn	.58	38	H	W
1/12/48	Auburn	.50	59	H	L
1/17/49	Auburn	.47	43	H	W
2/28/49	Auburn	.61	65	A	L
12/9/49	Auburn	.60	64	A	L
1/30/50	Auburn	.63	77	H	L
12/9/50	Auburn	.65	61	A	W
1/19/52	Auburn	.76	58	H	W
1/3/53	Auburn	.65	55	N	W
2/11/53	Auburn	.65	72	A	L
1/11/54	Auburn	.61	66	H	L
1/10/55	Auburn	.81	85	A	L
1/9/56	Auburn	.76	69	H	W
1/7/57	Auburn	.66	88	A	L
1/6/58	Auburn	.51	71	H	L
1/5/59	Auburn	.47	60	A	L
1/4/60	Auburn	.64	56	H	W
1/9/61	Auburn	.40	51	A	L
1/8/62	Auburn	.58	64	H	L
1/7/63	Auburn	.44	79	A	L
1/6/64	Auburn (OT)	.59	58	H	W
1/4/65	Auburn	.53	77	H	L
1/11/65	Auburn	.52	67	A	L
2/5/66	Auburn	.55	70	H	L
2/26/66	Auburn	.74	86	A	L
1/7/67	Auburn	.56	67	H	L
2/20/67	Auburn	.67	86	A	L
1/6/68	Auburn	.71	90	A	L
2/19/68	Auburn	.57	56	H	W
12/14/68	Auburn	.64	75	H	L
3/8/69	Auburn	.70	80	A	L
12/13/69	Auburn	.77	91	A	L
3/7/70	Auburn	.66	67	H	L
12/12/70	Auburn	.108	96	H	W
3/7/71	Auburn	.85	86	A	L
1/3/72	Auburn	.69	65	A	W

3/9/72	Auburn	.89	83	H	W
1/27/73	Auburn	.58	66	H	L
3/8/73	Auburn	.73	77	A	L
1/7/74	Auburn	.93	65	H	W
2/9/74	Auburn	.75	85	A	L
1/6/75	Auburn	.86	104	A	L
2/8/75	Auburn	.72	70	H	W
1/5/76	Auburn	.66	72	H	L
3/8/76	Auburn	.88	103	A	L
1/31/77	Auburn	.65	72	H	L
2/28/77	Auburn	.84	97	A	L
1/21/78	Auburn	.84	75	H	W
2/18/78	Auburn	.67	92	A	L
1/13/79	Auburn	.77	62	H	W
2/10/79	Auburn (2OT)	.54	56	A	L
12/5/79	Auburn	.73	76	A	L
1/26/80	Auburn	.71	54	H	W
1/3/81	Auburn	.46	45	A	W
1/31/81	Auburn	.61	58	H	W
1/2/82	Auburn	.71	75	A	L
1/30/82	Auburn	.64	57	H	W
1/31/83	Auburn	.61	48	H	W
3/1/83	Auburn	.59	82	A	L
1/31/84	Auburn	.50	60	A	L
2/27/84	Auburn	.72	71	H	W
1/24/85	Auburn	.73	93	A	L
2/23/85	Auburn	.57	69	H	L
3/6/85	Auburn (SEC-T)	.60	68	N	L
1/27/86	Auburn	.61	73	H	L
2/22/86	Auburn	.73	75	A	L
1/24/87	Auburn	.61	85	A	L
2/25/87	Auburn	.73	67	H	W
1/30/88	Auburn	.69	66	H	W
3/2/88	Auburn	.76	92	A	L
1/18/89	Auburn	.65	64	A	W
2/18/89	Auburn	.80	77	H	W
3/10/89	Auburn (SEC-T)	.80	68	N	W
1/17/90	Auburn	.80	72	H	W
2/17/90	Auburn	.84	95	A	L
1/9/91	Auburn	.60	62	H	L
2/9/91	Auburn	.69	72	A	L
1/13/92	Auburn	.83	96	H	L
2/29/92	Auburn	.84	110	A	L
2/3/93	Auburn	.74	85	H	L
2/24/93	Auburn	.73	83	A	L
1/19/94	Auburn (2OT)	.88	85	H	W
3/2/94	Auburn	.68	62	A	W
1/8/95	Auburn	.74	88	A	L
2/4/95	Auburn	.77	75	H	W
1/24/96	Auburn	.82	69	H	W
2/21/96	Auburn	.62	69	A	L
2/1/97	Auburn	.57	46	H	W
3/1/97	Auburn	.71	63	A	W
1/31/98	Auburn	.67	68	A	L
2/28/98	Auburn	.74	67	H	W
1/13/99	Auburn	.59	74	H	L
2/9/99	Auburn	.66	95	A	L
1/22/00	Auburn (OT)	.79	77	H	W
2/19/00	Auburn	.72	75	A	L
2/3/01	Auburn	.74	70	A	W
2/24/01	Auburn	.64	62	H	W
1/9/02	Auburn	.69	65	H	W
2/13/02	Auburn				

Ole Miss

OPPONENTS

3/3/07	Auburn	83	79	H	W
1/19/08	Auburn	77	80	A	L
2/16/08	Auburn	78	90	H	L
2/4/09	Auburn	78	59	H	W
2/25/09	Auburn	64	77	A	L
1/28/10	Auburn	84	74	A	W
2/24/10	Auburn	85	75	H	W
2/16/11	Auburn	90	59	H	W
3/2/11	Auburn	73	76	A	L
1/14/12	Auburn (20T)	68	69	A	L
2/11/12	Auburn	61	54	H	W
3/8/12	Auburn (SECT)	68	54	N	W
1/26/13	Auburn	63	61	A	W
2/23/13	Auburn	88	55	H	W
1/9/14	Auburn	65	62	H	W
2/7/15	Auburn	86	79	A	W
1/27/16	Auburn	80	63	H	W
2/20/16	Auburn	69	59	A	W
1/7/17	Auburn	88	85	A	W
2/11/17	Auburn	90	84	H	W
1/9/18	Auburn	85	70	A	L
1/30/18	Auburn	79	70	H	L
1/9/19	Auburn	82	67	H	W
2/13/19	Auburn	60	55	A	W



SERIES TIED 20-20

In Oxford: Ole Miss leads 14-2
 In Columbia: South Carolina leads 12-2
 Neutral: South Carolina leads 6-4
 Postseason: South Carolina leads 5-4

	OM	SC			
12/30/60	South Carolina	79	85	N	L
2/5/92	South Carolina	76	61	H	W
1/13/93	South Carolina	73	88	A	L
2/5/94	South Carolina	68	62	H	W
3/10/94	SC (SEC-T)	57	80	N	L
2/8/95	South Carolina	72	77	A	L
2/24/96	South Carolina	75	65	H	W
1/25/97	South Carolina	63	86	A	L
1/3/98	South Carolina	73	54	H	W
3/7/98	SC (SEC-T)	77	87	N	L
1/27/99	South Carolina	66	67	A	L
3/4/99	SC (SEC-T)	64	60	N	W
2/9/00	South Carolina	83	75	H	W
2/17/01	South Carolina	67	61	A	W
1/26/02	South Carolina	71	53	H	W
3/7/02	SC (SEC-T)	67	69	N	L
1/8/03	South Carolina	49	55	A	L
3/13/03	SC (SEC-T)	62	56	N	W
1/31/04	South Carolina	79	68	H	W
3/6/05	S. Carolina (OT)	70	76	A	L
3/10/05	SC (SEC-T)	53	52	N	W
1/11/06	South Carolina	68	63	H	W
2/24/07	South Carolina	63	76	A	L
2/2/08	South Carolina	77	80	H	L
1/24/09	South Carolina	71	82	A	L
1/20/10	South Carolina	66	57	H	W
2/22/11	South Carolina	73	79	A	L
3/10/11	SC (SEC-T)	66	55	N	W
1/28/12	South Carolina	66	62	H	W
2/20/13	South Carolina	62	62	A	L
1/18/14	South Carolina	75	74	A	W
2/1/14	South Carolina	75	71	H	W
1/10/15	South Carolina	65	49	H	W

3/12/15	SC (SEC-T)	58	60	N	L
1/19/16	SC (OT)	74	77	H	L
1/14/17	South Carolina	56	67	A	L
3/4/17	South Carolina	75	70	H	W
12/31/17	South Carolina	74	69	H	W
3/7/18	S. Carolina (SECT)	84	85	N	L
2/19/19	South Carolina	64	79	A	L



MISSISSIPPI STATE LEADS 146-120

In Oxford: Ole Miss leads 84-44
 In Starkville: Miss. State leads 95-27
 Neutral: Tied 5-5
 Postseason: Miss. State leads 2-1
 Overtime: Miss. State leads 6-4

	OM	MS			
2/25/14	Miss. State	15	68	A	L
2/26/14	Miss. State	18	84	A	L
2/27/14	Miss. State	10	12	H	L
2/28/14	Miss. State	8	20	H	L
1/27/16	Miss. State	9	28	H	L
1/28/16	Miss. State	20	33	H	L
2/16/17	Miss. State	20	35	A	L
2/17/17	Miss. State	24	42	A	L
2/23/17	Miss. State	25	42	H	L
2/24/17	Miss. State	29	15	H	W
2/7/19	Miss. State	23	32	H	L
2/8/19	Miss. State	14	52	H	L
2/6/20	Miss. State	23	10	H	W
2/7/20	Miss. State	15	21	H	L
2/27/20	Miss. State	13	49	A	L
2/28/20	Miss. State	12	30	A	L
1/21/21	Miss. State	12	33	A	L
1/22/21	Miss. State	20	34	A	L
2/2/21	Miss. State	17	13	H	W
2/3/21	Miss. State	23	13	H	W
2/3/22	Miss. State	27	30	H	L
2/4/22	Miss. State	12	17	H	L
2/17/22	Miss. State	27	25	A	W
2/18/22	Miss. State	17	48	A	L
2/5/23	Miss. State	14	29	A	L
2/6/23	Miss. State	18	23	A	L
2/12/23	Miss. State	26	28	H	L
2/13/23	Miss. State	30	27	H	W
3/1/23	MSU (SoCon-T)	26	33	N	L
2/21/24	Miss. State	29	27	H	W
2/23/24	Miss. State	42	47	A	L
2/9/25	Miss. State	30	34	A	L
2/20/25	Miss. State	28	38	H	L
1/23/26	Miss. State	33	20	H	W
2/4/27	Miss. State	22	36	A	L
2/5/27	Miss. State	24	30	A	L
2/7/27	Miss. State	31	28	H	W
2/8/27	Miss. State	26	19	H	W
2/6/28	Miss. State	30	38	H	L
2/7/28	Miss. State	27	29	H	L
2/20/28	Miss. State	34	45	A	L
2/21/28	Miss. State	36	40	A	L
2/8/29	Miss. State	30	32	A	L
2/9/29	Miss. State	26	28	A	L
2/15/29	Miss. State	37	21	H	W
2/16/29	Miss. State	41	27	H	W
2/7/30	Miss. State	30	26	N	W
2/8/30	Miss. State	23	19	N	W

2/11/30	Miss. State	38	31	H	W
2/12/30	Miss. State	27	28	H	L
2/5/32	Miss. State	37	19	H	W
2/6/32	Miss. State	31	25	H	W
2/19/32	Miss. State	35	25	A	W
2/20/32	Miss. State	38	26	A	W
2/10/33	Miss. State	36	40	A	L
2/11/33	Miss. State	25	32	A	L
2/17/33	Miss. State	50	49	H	W
2/18/33	Miss. State	41	27	H	W
2/2/34	Miss. State	35	41	A	L
2/3/34	Miss. State	29	22	A	L
2/18/34	Miss. State	24	29	H	L
2/19/34	Miss. State	36	35	H	W
2/8/35	Miss. State	31	61	A	L
2/9/35	Miss. State	37	55	A	L
2/28/35	Miss. State	35	33	H	W
3/1/35	Miss. State	40	38	H	W
2/7/36	Miss. State	38	39	A	L
2/8/36	Miss. State (20T)	48	42	A	W
2/21/36	Miss. State	43	51	H	L
2/22/36	Miss. State	32	41	H	L
2/9/37	Miss. State	40	36	A	W
2/10/37	Miss. State	34	43	A	L
2/21/37	Miss. State	36	34	H	W
2/22/37	Miss. State	50	42	H	W
1/11/38	Miss. State	49	37	N	W
1/12/38	Miss. State	45	58	N	L
2/4/38	Miss. State	41	43	A	L
2/5/38	Miss. State	45	44	A	W
2/18/38	Miss. State	70	38	H	W
2/19/38	Miss. State	59	45	H	W
1/6/39	Miss. State	40	39	N	W
1/7/39	Miss. State	33	37	N	L
2/10/39	Miss. State	44	43	H	W
2/11/39	Miss. State	33	30	H	W
2/23/39	Miss. State	36	39	A	L
2/24/39	Miss. State	27	51	A	L
2/5/40	Miss. State	46	50	N	L
2/6/40	Miss. State	35	47	A	L
2/17/40	Miss. State	64	51	H	W
1/7/41	Miss. State	35	30	H	W
1/8/41	Miss. State	23	30	A	L
2/18/41	Miss. State	41	40	H	W
2/19/41	Miss. State	20	33	A	L
2/2/42	Miss. State	33	31	A	W
2/4/42	Miss. State	37	52	H	L
2/22/42	Miss. State	30	37	A	L
2/23/42	Miss. State	34	42	H	L
2/11/43	Miss. State	52	51	H	W
2/12/43	Miss. State	43	54	H	L
2/19/43	Miss. State	39	51	A	L
2/20/43	Miss. State	45	46	A	L
2/9/45	Miss. State	37	44	A	L
2/10/45	Miss. State	61	24	A	W
2/15/45	Miss. State	41	36	H	W
2/16/45	Miss. State	43	32	H	W
2/12/46	Miss. State	58	44	H	W
2/13/46	Miss. State	45	40	H	W
2/19/46	Miss. State	43	50	A	L
2/20/46	Miss. State	34	54	A	L
1/15/47	Miss. State	31	53	A	L
2/18/47	Miss. State	59	49	H	W
2/6/48	Miss. State	43	49	A	L
2/7/48	Miss. State	42	45	A	L
2/27/48	Miss. State	59	37	H	W
2/28/48	Miss. State	63	46	H	W
12/17/48	Miss. State	69	61	H	W
2/25/49	Miss. State	52	51	A	W
1/18/50	Miss. State	60	64	A	L
2/23/50	Miss. State	62	45	H	W
1/17/51	Miss. State	67	71	A	L
2/27/51	Miss. State	95	60	H	W

1/9/52	Miss. State	77	62	H	W
2/26/52	Miss. State	73	61	A	W
1/17/53	Miss. State	60	73	A	L
3/7/53	Miss. State	62	46	H	W
2/6/54	Miss. State	63	53	H	W
3/6/54	Miss. State	59	65	A	L
2/10/55	Miss. State	66	58	A	W
3/5/55	Miss. State	56	60	H	L
1/30/56	Miss. State	79	100	H	L
3/1/56	Miss. State	74	82	A	L
1/19/57	Miss. State	72	82	A	L
2/28/57	Miss. State	73	81	H	L
12/27/57	Miss. State	53	66	A	L
1/18/58	Miss. State	67	62	H	W
2/27/58	Miss. State	60	91	A	L
1/17/59	Miss. State	58	87	A	L
2/28/59	Miss. State	16	23	H	L
1/16/60	Miss. State	67	60	H	W
2/27/60	Miss. State	54	72	A	L
1/21/61	Miss. State	40	63	A	L
3/4/61	Miss. State	74	70	H	W
1/20/62	Miss. State	57	61	H	L
3/3/62	Miss. State	58	63	A	L
1/19/63	Miss. State	64	78	A	L
3/2/63	Miss. State	72	75	H	L
1/18/64	Miss. State	77	75	H	W
2/29/64	Miss. State	78	61	A	W
1/23/65	Miss. State	72	101	A	L
2/27/65	Miss. State (OT)	77	78	H	L
2/16/66	Miss. State	74	90	H	L
3/2/66	Miss. State	76	96	A	L
2/1/67	Miss. State	71	70	A	W
3/4/67	Miss. State	58	57	H	W
1/31/68	Miss. State	63	53	H	W
3/2/68	Miss. State	79	88	A	L
1/10/69	Miss. State	67	60	H	W
2/15/69	Miss. State	60	64	A	L
1/9/70	Miss. State	58	57	A	W
2/13/70	Miss. State	57	55	H	W
1/8/71	Miss. State	83	74	H	W
2/13/71	Miss. State	67	75	A	L
1/15/72	Miss. State	68	66	A	W
2/19/72	Miss. State	65	64	H	W
1/13/73	Miss. State	74	61	A	W
2/17/73	Miss. State	83	64	H	W
1/28/74	Miss. State	72	67	H	W
3/2/74	Miss. State (OT)	69	75	A	L
1/27/75	Miss. State	80	100	A	L
3/1/75	Miss. State	78	84	H	L
1/17/76	Miss. State	54	65	A	L
2/14/76	Miss. State	66	76	H	L
1/8/77					

1/20/88	Miss. State	61	52	H	W
2/20/88	Miss. State	57	67	A	L
1/25/89	Miss. State	75	65	H	W
2/25/89	Miss. State	69	74	A	L
1/24/90	Miss. State (40T)	102	104	A	L
2/24/90	Miss. State	75	67	H	W
1/6/91	Miss. State (OT)	80	84	A	L
2/13/91	Miss. State	77	84	H	L
1/11/92	Miss. State	72	84	A	L
2/22/92	Miss. State	86	78	H	W
1/20/93	Miss. State	69	53	H	W
2/6/93	Miss. State	56	53	A	W
1/9/94	Miss. State	69	81	H	L
2/12/94	Miss. State	52	72	A	L
1/14/95	Miss. State	52	94	A	L
2/25/95	Miss. State	42	46	H	L
1/17/96	Miss. State	47	53	A	L
2/17/96	Miss. State	71	64	H	W
1/15/97	Miss. State	64	75	A	L
2/19/97	Miss. State	84	61	H	W
1/24/98	Miss. State (20T)	81	77	H	W
2/21/98	Miss. State	82	78	A	W
1/20/99	Miss. State	81	68	H	W
2/20/99	Miss. State	69	72	A	L
1/12/00	Miss. State	59	61	H	L
2/23/00	Miss. State	67	80	A	L
1/27/01	Miss. State	69	79	A	L
2/14/01	Miss. State	51	48	H	W
1/12/02	Miss. State	66	59	H	W
2/23/02	Miss. State	59	61	A	L
1/29/03	Miss. State	57	58	H	L
2/15/03	Miss. State (OT)	64	68	A	L
3/14/03	MSU (SEC-T)	64	73	N	L
1/7/04	Miss. State	54	61	H	L
2/7/04	Miss. State	56	80	A	L
1/8/05	Miss. State	76	87	H	L
2/26/05	Miss. State	68	71	A	L
1/14/06	Miss. State	75	65	H	W
2/18/06	Miss. State	55	84	A	L
1/10/07	Miss. State	67	77	A	L
1/30/07	Miss. State	85	73	H	W
1/26/08	Miss. State	68	88	A	L
2/20/08	Miss. State	74	63	H	W
1/31/09	Miss. State	67	63	A	W
3/7/09	Miss. State	80	82	H	L
1/9/10	Miss. State	75	80	H	L
2/11/10	Miss. State	63	71	A	L
1/13/11	Miss. State	64	69	H	L
2/19/11	Miss. State	58	71	A	L
1/18/12	Miss. State	75	68	W	H
2/9/12	Miss. State	60	70	A	L
2/8/13	Miss. State	93	75	H	W
3/2/13	Miss. State	67	73	A	L
1/11/14	Miss. State	72	76	A	L
1/25/14	Miss. State	82	63	H	W
3/13/14	Miss. State (SECT)	78	66	N	W
1/28/15	Miss. State	79	73	H	W
2/19/15	Miss. State	71	65	A	W
1/23/16	Miss. State	77	83	A	L
3/2/16	Miss. State	86	78	H	W
1/31/17	Miss. State	88	61	H	W
2/21/17	Miss. State (OT)	87	82	A	W
1/6/18	Miss. State	64	58	H	W
2/17/18	Miss. State	62	79	L	A
1/12/19	Miss. State	81	77	A	W
2/2/19	Miss. State	75	81	H	L



KENTUCKY LEADS 107-13

In Oxford: Kentucky leads 29-10
 In Lexington: Kentucky leads 54-2
 Neutral: Kentucky leads 24-1
 Postseason: Kentucky leads 15-1
 Overtime: Kentucky leads 1-0

OM UK

1/9/25	Kentucky	23	26	A	L
2/11/27	Kentucky	37	17	A	W
2/27/28	Kentucky (SoConT)	41	28	N	W
2/22/29	Kentucky	30	35	A	L
2/23/29	Kentucky	24	32	A	L
2/24/33	Kentucky (SEC-T)	31	49	N	L
3/3/39	Kentucky (SEC-T)	30	49	N	L
2/10/41	Kentucky	41	60	A	L
2/28/41	Kentucky (SEC-T)	52	62	N	L
2/27/42	Kentucky (SEC-T)	32	59	N	L
2/3/49	Kentucky	45	75	N	L
2/16/49	Kentucky	31	85	A	L
2/4/50	Kentucky	55	61	N	L
2/15/50	Kentucky	50	90	A	L
2/3/51	Kentucky	39	86	N	L
1/2/52	Kentucky	58	116	N	L
2/6/52	Kentucky	61	81	A	L
2/13/54	Kentucky	62	88	A	L
2/5/55	Kentucky	66	84	N	L
2/11/56	Kentucky	49	88	A	L
2/8/57	Kentucky	69	75	N	L
2/8/58	Kentucky	65	96	A	L
2/7/59	Kentucky	72	97	N	L
2/6/60	Kentucky	43	61	A	L
2/11/61	Kentucky	60	74	N	L
2/10/62	Kentucky	60	83	A	L
2/9/63	Kentucky	69	75	N	L
2/8/64	Kentucky	59	102	A	L
2/6/65	Kentucky	65	102	A	L
2/21/66	Kentucky	65	108	H	L
1/30/67	Kentucky	53	96	A	L
2/6/67	Kentucky	70	79	H	L
1/29/68	Kentucky	76	85	H	L
2/5/68	Kentucky	62	78	A	L
1/4/69	Kentucky	59	69	H	L
2/8/69	Kentucky	68	104	A	L
1/3/70	Kentucky	73	95	A	L
2/7/70	Kentucky	85	120	H	L
1/2/71	Kentucky	95	103	H	L
2/6/71	Kentucky	86	121	H	L
1/8/72	Kentucky	82	93	A	L
2/12/72	Kentucky	82	90	H	L
1/6/73	Kentucky	61	58	H	W
2/10/73	Kentucky	70	88	A	L
1/17/74	Kentucky	64	93	A	L
2/18/74	Kentucky	61	60	H	W
1/18/75	Kentucky	82	85	H	L
2/17/75	Kentucky	89	108	A	L
1/31/76	Kentucky	81	89	A	L
2/28/76	Kentucky	87	94	H	L
1/24/77	Kentucky	73	100	A	L
2/21/77	Kentucky	69	81	H	L
1/16/78	Kentucky	56	76	A	L
2/13/78	Kentucky	52	64	H	L
1/8/79	Kentucky	64	90	A	L
2/5/79	Kentucky	82	87	H	L

2/28/79	Kentucky (SEC-T)	77	82	N	L
1/9/80	Kentucky	73	79	H	L
2/6/80	Kentucky	72	86	A	L
2/29/80	Kentucky (SEC-T)	67	70	N	L
1/14/81	Kentucky	55	64	A	L
2/11/81	Kentucky	55	62	H	L
1/13/82	Kentucky	67	65	H	W
2/10/82	Kentucky	49	57	A	L
3/5/82	Kentucky (SEC-T)	58	62	N	L
1/3/83	Kentucky	60	72	A	L
3/3/83	Kentucky	58	61	H	L
1/2/84	Kentucky	55	68	H	L
3/1/84	Kentucky	57	76	A	L
1/9/85	Kentucky	45	57	H	L
2/9/85	Kentucky	52	67	A	L
1/8/86	Kentucky	58	75	A	L
2/8/86	Kentucky	58	62	H	L
3/6/86	Kentucky (SEC-T)	69	95	N	L
1/28/87	Kentucky	76	65	H	W
2/28/87	Kentucky	63	64	A	L
2/3/88	Kentucky	65	94	A	L
3/5/88	Kentucky	71	78	H	L
3/11/88	Kentucky (SEC-T)	64	82	N	L
1/28/89	Kentucky	70	65	H	W
3/1/89	Kentucky	69	70	A	L
1/27/90	Kentucky	79	98	A	L
2/28/90	Kentucky	88	74	H	W
1/16/91	Kentucky	85	95	H	L
2/16/91	Kentucky	77	89	A	L
1/29/92	Kentucky	78	96	A	L
3/3/93	Kentucky	66	98	H	L
1/12/94	Kentucky	64	98	N	L
1/18/95	Kentucky	65	82	H	L
1/6/96	Kentucky	60	90	A	L
1/11/97	Kentucky	73	69	H	W
3/8/97	Kentucky (SEC-T)	70	88	N	L
2/14/98	Kentucky	73	64	A	W
1/16/99	Kentucky	57	63	H	L
3/5/99	Kentucky (SEC-T)	73	83	N	L
1/19/00	Kentucky	69	74	A	L
1/20/01	Kentucky	65	55	H	W
3/11/01	Kentucky (SEC-T)	55	77	N	L
1/15/02	Kentucky	64	87	A	L
2/8/03	Kentucky	62	80	H	L
1/28/04	Kentucky	61	71	A	L
1/19/05	Kentucky	50	53	H	L
2/22/06	Kentucky	40	80	A	L
3/9/06	Kentucky (SEC-T)	57	71	N	L
1/6/07	Kentucky	58	68	H	L
2/27/08	Kentucky	54	58	A	L
1/27/09	Kentucky	85	80	H	W
3/12/09	Kentucky (SEC-T)	58	71	N	L
2/2/10	Kentucky	75	85	A	L
2/1/11	Kentucky	71	69	H	W
3/11/11	Kentucky (SEC-T)	66	75	N	L
2/18/12	Kentucky	62	77	A	L
1/29/13	Kentucky	74	87	H	L
2/4/14	Kentucky	64	80	A	L
2/18/14	Kentucky	70	84	H	L
1/6/15	Kentucky (OT)	86	89	A	L
1/2/16	Kentucky	61	83	A	L
12/29/17	Kentucky	76	99	H	L
2/28/18	Kentucky	78	98	A	L
3/5/19	Kentucky	76	80	H	L

OLE MISS LEADS 12-2

In Oxford: Ole Miss leads 5-1
 In Columbia: Ole Miss leads 5-1
 Neutral: Ole Miss leads 2-0
 Postseason: Ole Miss leads 2-0
 Overtime: Ole Miss leads 1-0

OM MU

1/12/13	Missouri	64	49	H	W
2/9/13	Missouri	79	98	A	L
3/15/13	Missouri (SECT)	64	62	N	W
2/8/14	Missouri	91	88	H	W
1/31/15	Missouri	67	47	A	W
2/3/16	Missouri	76	73	A	W
2/23/16	Missouri	85	76	H	W
1/21/17	Missouri	75	71	A	W
2/25/17	Missouri	80	77	H	W
3/9/17	Missouri (SECT)	86	74	N	W
2/6/18	Missouri	69	75	H	L
2/20/18	Missouri (OT)	90	87	A	W
2/16/19	Missouri	75	65	H	W
3/9/19	Missouri	73	68	A	W



ALABAMA LEADS 122-58

In Oxford: Ole Miss leads 44-38
 In Tuscaloosa: Alabama leads 73-11
 Neutral: Alabama leads 11-3
 Postseason: Alabama leads 6-2
 Overtime: Alabama leads 3-1

OM UA

1/19/21	Alabama	22	18	A	W
1/20/21	Alabama	17	21	A	L
1/11/21	Alabama	31	18	H	W
1/12/21	Alabama	28	13	H	W
2/7/23	Alabama	22	33	A	L
2/23/23	Alabama	28	17	H	W
2/29/24	Alabama (SoCon-T)	42	44	N	L
2/5/26	Alabama	32	22	A	W
2/6/26	Alabama	35	25	A	W
1/31/27	Alabama	29	21	H	W
2/1/27	Alabama	33	32	H	W
1/27/29	Alabama	24	39	A	L
1/28/29	Alabama	28	41	A	L
1/27/30	Alabama	21	31	H	L
1/28/30	Alabama	26	30	H	L
2/20/31	Alabama	25	27	A	L
2/21/31	Alabama	21	30	A	L
2/15/32	Alabama	21	23	H	L
2/16/32	Alabama	33	30	H	W
1/18/33	Alabama	23	35	A	L
1/19/33	Alabama	21	57	A	L
1/22/34	Alabama	25	50	H	L
1/27/34	Alabama	18	34	H	L
1/14/35	Alabama	26	38	A	L
1/15/35	Alabama	27	42	A	L
1/27/36	Alabama	42	34	H	W
1/28/36	Alabama	32	38	H	L
2/15/37	Alabama	34	38	A	L
2/16/37	Alabama	31	32	A	L
2/26/37	Alabama (SEC-T)	34	35	N	L
2/16/38	Alabama	43	36	H	W
2/17/38	Alabama	50	38	H	W



2/6/39	Alabama	25	46	A	L	1/24/83	Alabama	64	63	A	W
2/7/39	Alabama	21	30	A	L	2/21/83	Alabama	56	52	H	W
1/22/40	Alabama	40	50	A	L	1/23/84	Alabama	56	69	H	L
2/22/40	Alabama	25	28	H	L	2/20/84	Alabama	65	74	A	L
2/14/41	Alabama	40	44	H	L	1/30/85	Alabama	47	54	A	L
2/22/41	Alabama	21	46	A	L	3/2/85	Alabama	49	61	H	L
1/14/42	Alabama	20	49	A	L	1/29/86	Alabama	62	69	H	L
2/18/42	Alabama	24	44	H	L	3/2/86	Alabama	59	74	A	L
2/1/43	Alabama	40	50	A	L	1/17/87	Alabama	62	71	H	L
2/15/43	Alabama	44	29	H	W	2/18/87	Alabama	69	90	A	L
1/30/46	Alabama	34	36	H	L	1/23/88	Alabama	66	73	A	L
2/9/46	Alabama	45	61	A	L	2/24/88	Alabama	64	47	H	W
1/9/47	Alabama	40	46	N	L	3/10/88	Alabama (OT)	59	N	W	
2/15/47	Alabama	30	83	A	L	1/7/89	Alabama	67	79	A	L
2/21/47	Alabama	28	33	H	L	2/8/89	Alabama	54	55	H	L
2/10/48	Alabama	36	37	A	L	3/15/89	Alabama (SEC-T)	56	64	N	L
2/21/48	Alabama	40	35	H	W	1/6/90	Alabama	48	66	H	L
1/29/49	Alabama	42	37	H	W	2/7/90	Alabama	64	74	A	L
2/26/49	Alabama	57	64	A	L	3/10/90	Alabama (SEC-T)	51	70	N	L
12/8/49	Alabama	38	56	A	L	1/12/91	Alabama	73	76	H	L
2/22/50	Alabama	61	52	H	W	2/6/91	Alabama	74	79	A	L
12/11/50	Alabama	67	61	A	W	1/22/92	Alabama	78	77	A	W
2/28/51	Alabama (SEC-T)	44	42	N	W	3/4/92	Alabama	83	84	H	L
12/17/51	Alabama	79	80	H	L	1/16/93	Alabama	67	80	A	L
1/19/53	Alabama	54	60	A	L	2/20/93	Alabama (OT)	83	82	H	W
12/18/53	Alabama	68	72	N	L	1/15/94	Alabama	70	54	H	W
1/9/54	Alabama	62	60	H	W	2/26/94	Alabama	62	83	A	L
1/8/55	Alabama	59	70	A	L	1/11/95	Alabama	60	74	H	L
1/7/56	Alabama	65	69	H	L	3/1/95	Alabama	50	69	A	L
1/5/57	Alabama	84	93	A	L	1/27/96	Alabama	70	63	H	W
12/28/57	Alabama	79	76	N	W	3/2/96	Alabama	63	67	A	L
1/4/58	Alabama	44	70	N	L	1/8/97	Alabama	46	59	H	L
1/3/59	Alabama	76	89	A	L	2/12/97	Alabama	54	57	A	L
1/2/60	Alabama	86	77	H	W	1/10/98	Alabama	74	63	A	W
1/7/61	Alabama	54	80	A	L	2/7/98	Alabama	75	74	H	W
1/6/62	Alabama	62	68	H	L	1/6/99	Alabama	78	60	H	W
1/5/63	Alabama	74	80	A	L	2/24/99	Alabama	74	78	A	L
1/4/64	Alabama	77	83	H	L	1/29/00	Alabama	67	96	A	L
1/2/65	Alabama	87	91	H	L	3/1/00	Alabama	63	59	H	W
1/9/65	Alabama	72	107	A	L	1/17/01	Alabama	63	82	A	L
2/9/66	Alabama	60	79	H	L	3/3/01	Alabama	105	71	A	W
2/28/66	Alabama	66	99	A	L	2/6/02	Alabama	59	79	A	L
12/17/66	Alabama	79	58	H	W	3/3/02	Alabama	84	56	H	W
2/13/67	Alabama	73	83	A	L	1/21/03	Alabama	76	57	H	W
12/16/67	Alabama	59	76	A	L	3/2/03	Alabama	63	86	A	L
2/12/68	Alabama	77	69	H	W	1/24/04	Alabama	71	60	H	W
2/3/69	Alabama (OT)	53	51	H	W	2/28/04	Alabama	69	84	A	L
3/3/69	Alabama	78	72	A	W	1/22/05	Alabama	58	66	H	L
2/2/70	Alabama	87	95	A	L	2/12/05	Alabama	45	71	A	L
3/2/70	Alabama	93	83	H	W	3/11/05	Alabama (SEC-T)	52	69	N	L
2/1/71	Alabama	91	101	H	L	1/7/06	Alabama	71	61	A	W
3/1/71	Alabama	72	74	A	L	2/11/06	Alabama	50	64	H	L
2/7/72	Alabama	88	93	A	L	2/10/07	Alabama	75	69	H	W
3/6/72	Alabama	68	75	H	L	2/28/07	Alabama	58	69	A	L
2/5/73	Alabama	66	62	H	W	2/13/08	Alabama	91	88	H	W
3/5/73	Alabama	67	92	A	L	1/21/09	Alabama	73	76	A	L
1/14/74	Alabama	71	88	A	L	2/28/09	Alabama	69	90	H	L
2/16/74	Alabama	57	77	H	L	2/6/10	Alabama	74	67	H	W
1/13/75	Alabama	71	74	H	L	2/27/10	Alabama	76	73	A	W
2/15/75	Alabama	79	88	A	L	2/12/11	Alabama	64	74	A	L
1/19/76	Alabama	41	64	A	L	2/26/11	Alabama	68	63	H	W
2/16/76	Alabama	70	78	H	L	2/4/12	Alabama	67	69	A	L
1/10/77	Alabama	88	101	A	L	3/5/13	Alabama	87	83	H	W
2/7/77	Alabama	68	72	H	L	2/11/14	Alabama	64	67	A	L
1/2/78	Alabama	62	65	N	L	2/26/14	Alabama	79	67	H	W
3/4/78	Alabama	63	66	H	L	3/7/15	Alabama	82	74	A	W
2/8/79	Alabama	73	83	A	L	1/7/16	Alabama	74	66	H	W
2/24/79	Alabama	89	80	H	W	3/10/16	Alabama (SEC-T)	73	81	N	L
1/5/80	Alabama	56	78	A	L	3/1/17	Alabama	55	70	A	L
2/2/80	Alabama	71	65	H	W	1/23/18	Alabama	78	66	H	W
1/10/81	Alabama	48	74	H	L	1/22/19	Alabama	53	74	A	L
2/7/81	Alabama	49	51	A	L	3/14/19	Alabama	57	62	N	L
1/9/82	Alabama	71	75	A	L						
2/6/82	Alabama	79	69	H	W						



VANDERBILT LEADS 76-46

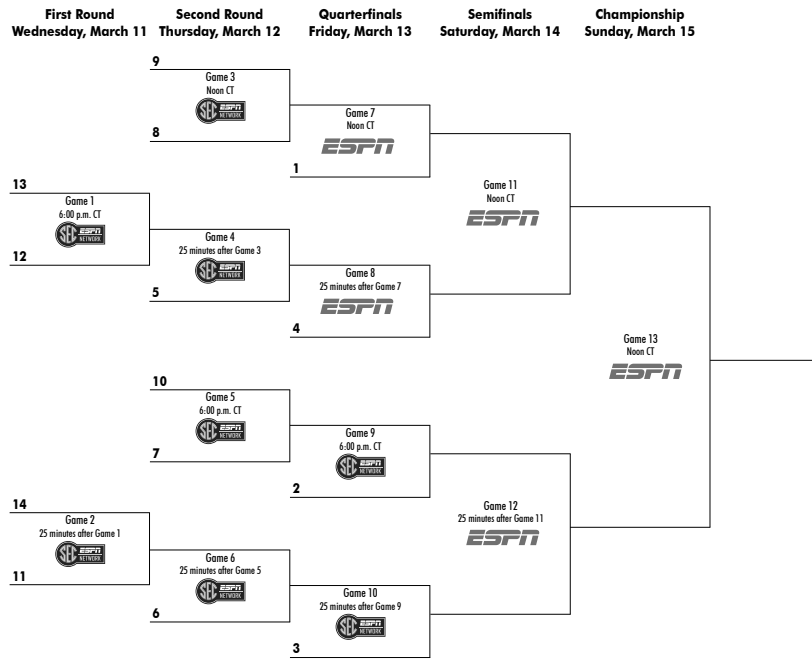
In Oxford: Ole Miss leads 32-25
 In Nashville: Vanderbilt leads 47-9
 Neutral: Ole Miss leads 5-4
 Postseason: Series tied 4-4
 In Overtime: Vanderbilt leads 5-4

	OM	VU			
2/8/25	Vanderbilt	18	19	H	L
1/21/26	Vanderbilt	32	18	H	W
1/10/27	Vanderbilt	32	33	A	L
2/26/27	Vanderbilt SoConf.	20	32	N	L
2/20/29	Vanderbilt (OT)	48	46	H	W
12/31/37	Vanderbilt	68	30	N	W
2/7/41	Vanderbilt	47	80	A	L
2/7/42	Vanderbilt	38	31	H	W
1/30/43	Vanderbilt	49	44	H	W
2/5/43	Vanderbilt	30	55	A	L
1/19/46	Vanderbilt	31	39	H	L
2/8/47	Vanderbilt	41	55	A	L
12/6/47	Vanderbilt	53	42	H	W
12/19/47	Vanderbilt	49	71	A	L
1/15/49	Vanderbilt	49	62	H	L
2/7/49	Vanderbilt	52	64	A	L
1/16/50	Vanderbilt	37	44	H	L
2/16/50	Vanderbilt	47	80	A	L
1/13/51	Vanderbilt	63	70	H	L
2/4/52	Vanderbilt	51	59	A	L
2/16/53	Vanderbilt	79	65	H	W
1/18/54	Vanderbilt	78	74	A	W
1/1/55	Vanderbilt	69	94	A	L
1/17/55	Vanderbilt	77	63	H	W
1/14/56	Vanderbilt	73	85	A	L
12/8/56	Vanderbilt	61	90	A	L
1/12/57	Vanderbilt	68	66	H	W
1/11/58	Vanderbilt	59	68	A	L
1/10/59	Vanderbilt (OT)	74	79	H	L
1/9/60	Vanderbilt	58	66	A	L
1/16/61	Vanderbilt	74	72	H	W
1/15/62	Vanderbilt	58	80	A	L
1/14/63	Vanderbilt	72	79	H	L
1/13/64	Vanderbilt	81	88	A	L
1/25/65	Vanderbilt	70	84	H	L
1/10/66	Vanderbilt	58	106	A	L
1/14/67	Vanderbilt (OT)	70	78	A	L
2/11/67	Vanderbilt	67	72	H	L
1/13/68	Vanderbilt	70	96	A	L
2/10/68	Vanderbilt	72	90	H	L
1/13/69	Vanderbilt	55	62	A	L
2/12/69	Vanderbilt	75	67	H	W
12/3/69	Vanderbilt	75	87	H	L
2/11/70	Vanderbilt	83	80	A	W
12/22/70	Vanderbilt	112	130	A	L
2/10/71	Vanderbilt	94	88	H	W
1/26/72	Vanderbilt	92	65	H	W
2/16/72	Vanderbilt	83	89	A	L
12/13/72	Vanderbilt	57	59	A	L
1/17/73	Vanderbilt	49	59	H	L
1/26/74	Vanderbilt	56	71	A	L
2/25/74	Vanderbilt	68	84	H	L
1/25/75	Vanderbilt	66	80	H	L
2/24/75	Vanderbilt	80	86	A	L
2/2/76	Vanderbilt	60	61	A	L

3/1/76	Vanderbilt	81	72	H	W
1/22/77	Vanderbilt (OT)	72	77	A	L
2/19/77	Vanderbilt	75	66	H	L
1/14/78	Vanderbilt	63	66	A	L
2/11/78	Vanderbilt	61	57	H	W
1/6/79	Vanderbilt	70	94	A	L
2/3/79	Vanderbilt	58	66	H	L
1/16/80	Vanderbilt	67	66	A	W
2/13/80	Vanderbilt	89	78	H	W
1/21/81	Vanderbilt	46	44	H	W
2/18/81	Vanderbilt	50	52	A	L
3/6/81	Vanderbilt (SECT)	71	51	N	W
1/20/82	Vanderbilt	55	65	A	L
2/17/82	Vanderbilt (40T)	51	48	H	W
1/5/83	Vanderbilt	77	62	A	W
3/5/83	Vanderbilt	62	51	H	W
1/4/84	Vanderbilt	55	76	H	L
3/3/84	Vanderbilt	60	70	A	L
3/7/84	Vanderbilt (SECT)	57	77	N	L
1/2/85	Vanderbilt	61	63	A	L
2/4/85	Vanderbilt	60	55	H	W
1/2/86	Vanderbilt	70	81	H	L
2/1/86	Vanderbilt	63	66	A	L
1/7/87	Vanderbilt	59	66	A	L
2/9/87	Vanderbilt	77	54	H	W
1/13/88	Vanderbilt	57	60	H	L
2/13/88	Vanderbilt	68	93	A	L
1/11/89	Vanderbilt (OT)	65	72	H	L
2/11/89	Vanderbilt	69	71	A	L
1/10/90	Vanderbilt	79	86	A	L
2/10/90	Vanderbilt	68	67	H	W
3/9/90	Vanderbilt (SECT)	65	62	N	W
1/23/91	Vanderbilt	52	89	A	L
2/23/91	Vanderbilt	74	58	H	W
2/1/92	Vanderbilt	84	72	H	W
2/10/93	Vanderbilt	59	89	A	L
2/23/94	Vanderbilt (OT)	77	72	H	W
1/25/95	Vanderbilt	75	82	A	L
2/10/96	Vanderbilt	78	55	H	W
1/18/97	Vanderbilt	64	67	A	L
3/7/97	Vanderbilt (SECT)	64	62	N	W
2/11/98	Vanderbilt	87	76	H	W
1/2/99	Vanderbilt	64	79	A	L
2/26/00	Vanderbilt	75	67	H	W
1/6/01	Vanderbilt	81	68	A	W
1/30/02	Vanderbilt	73	61	H	W
2/1/03	Vanderbilt	68	76	A	L
2/25/04	Vanderbilt	65	77	H	L
3/11/04	Vanderbilt (SECT)	50	70	N	L
1/29/05	Vanderbilt	51	73	A	L
3/1/06	Vanderbilt	62	77	H	L
1/27/07	Vanderbilt	80	85	A	L
1/30/08	Vanderbilt	74	58	H	W
2/7/09	Vanderbilt	61	71	A	L
2/18/10	Vanderbilt	78	82	H	L
1/19/11	Vanderbilt	74	84	A	L
2/16/11	Vanderbilt				

SEC TOURNAMENT

March 11-15, 2020 • Bridgestone Arena • Nashville, TN



OLE MISS ALL-TIME SEC TOURNAMENT RESULTS

1933	Atlanta, Ga.	First Round	Kentucky 49-Ole Miss 31	1983	Birmingham, Ala.	Semifinals	Kentucky 62-Ole Miss 58	2002	Atlanta, Ga.	First Round	South Carolina 69-Ole Miss 67
1937	Knoxville, Tenn.	First Round	Alabama 35-Ole Miss 34	1984	Nashville, Tenn.	Second Round	Georgia 69-Ole Miss 55	2003	New Orleans, La.	First Round	Ole Miss 62-South Carolina 56
1938	Baton Rouge, La.	Second Round	Ole Miss 45-Tennessee 40	1985	Birmingham, Ala.	First Round	Vanderbilt 77-Ole Miss 57	2004	Atlanta, Ga.	Second Round	Mississippi State 73-Ole Miss 64
1939	Knoxville, Tenn.	Semifinals	Ole Miss 68-LSU 40	1986	Auburn 68-Ole Miss 60	First Round	Lexington, Ky.	2005	Atlanta, Ga.	First Round	Vanderbilt 70-Ole Miss 50
1940	Knoxville, Tenn.	Finals	Georgia Tech 58-Ole Miss 47	1987	Atlanta, Ga.	Second Round	Ole Miss 73-Tennessee 56	2006	Nashville, Tenn.	Second Round	Ole Miss 53-South Carolina 52
1941	Louisville, Ky.	First Round	Ole Miss 42-Georgia Tech 38	1988	Atlanta, Ga.	Second Round	Kentucky 95-Ole Miss 69	2007	Atlanta, Ga.	First Round	Kentucky 71-Ole Miss 57
1942	Louisville, Ky.	Second Round	Kentucky 49-Ole Miss 30	1989	Baton Rouge, La.	First Round	Atlanta, Ga.	2008	Atlanta, Ga.	Second Round	Ole Miss 80-LSU 60
1943	Louisville, Ky.	First Round	Georgia 45-Ole Miss 28	1990	Knoxville, Tenn.	Second Round	Ole Miss 64-Alabama 59 ot	2009	Tampa, Fla.	Semifinals	Florida 80-Ole Miss 59
1944	Louisville, Ky.	Second Round	Kentucky 62-Ole Miss 52	1991	Orlando, Fla.	First Round	Kentucky 82-Ole Miss 64	2010	Nashville, Tenn.	First Round	Georgia 97-Ole Miss 95 ot
1945	Louisville, Ky.	First Round	Kentucky 59-Ole Miss 32	1992	Ole Miss 87-Tennessee 86	Second Round	Ole Miss 65-Vanderbilt 62	2011	Atlanta, Ga.	Second Round	Tennessee 76-Ole Miss 65
1946	Louisville, Ky.	Second Round	LSU 69-Ole Miss 34	1993	Alabama 70-Ole Miss 51	Finals	Alabama 70-Ole Miss 51	2012	New Orleans, La.	First Round	Ole Miss 66-South Carolina 55
1947	Louisville, Ky.	First Round	LSU 61-Ole Miss 36	1994	Nashville, Tenn.	First Round	Tennessee 94-Ole Miss 85	2013	Atlanta, Ga.	Second Round	Kentucky 75-Ole Miss 66
1948	Louisville, Ky.	Second Round	LSU 61-Ole Miss 36	1995	Birmingham, Ala.	First Round	Birmingham, Ala.	2014	Atlanta, Ga.	First Round	Ole Miss 68-Auburn 54
1949	Louisville, Ky.	First Round	Tennessee 59-Ole Miss 37	1996	Lexington, Ky.	Second Round	Georgia 85-Ole Miss 66	2015	Nashville, Tenn.	Second Round	Ole Miss 78-Tennessee 72 (ot)
1950	Louisville, Ky.	Second Round	LSU 69-Ole Miss 34	1997	Ole Miss 67-Florida 62	First Round	Ole Miss 67-Florida 62	2016	Nashville, Tenn.	Semifinals	Vanderbilt 65-Ole Miss 53
1951	Louisville, Ky.	First Round	Tennessee 59-Ole Miss 37	1998	LSU 89-Ole Miss 70	Second Round	LSU 89-Ole Miss 70	2017	Nashville, Tenn.	First Round	Nashville, Tenn.
1952	Louisville, Ky.	Second Round	LSU 75-Ole Miss 60	1999	Memphis, Tenn.	First Round	South Carolina 80-Ole Miss 57	2018	Saint Louis, Mo.	Second Round	Ole Miss 86-Missouri 74
1953	Birmingham, Ala.	First Round	Birmingham, Ala.	2000	Atlanta, Ga.	Second Round	Atlanta, Ga.	2019	Nashville, Tenn.	First Round	Arkansas 73-Ole Miss 72
1954	Birmingham, Ala.	Second Round	Ole Miss 76-Tennessee 74	2001	Nashville, Tenn.	Semifinals	Kentucky 88-Ole Miss 70	2020	Nashville, Tenn.	Second Round	Alabama 62-Ole Miss 57
1955	Birmingham, Ala.	Semifinals	Kentucky 70-Ole Miss 67	2002	Nashville, Tenn.	Finals	Kentucky 77-Ole Miss 55				
1956	Birmingham, Ala.	Finals	Ole Miss 81-Tennessee 72								
1957	Birmingham, Ala.	Finals	Ole Miss 71-Vanderbilt 51								
1958	Birmingham, Ala.	Finals	Ole Miss 66, Georgia 62 (SEC Tournament Champion)								
1959	Lexington, Ky.	Second Round	Ole Miss 59-LSU 52								

Overall Record: 32-54 (57 Tournaments)

NCAA TOURNAMENT

2020 NCAA DIVISION I MEN'S BASKETBALL CHAMPIONSHIP

MCAA.com



OLE MISS ALL-TIME POSTSEASON RESULTS

NCAA Tournament (5-9 Record / 9 Appearances)

1981	Kansas (Midwest Region, Wichita, Kan.)	66-69, L
1997	Temple (Midwest Region, Kansas City, Mo.)	40-62, L
1998	Valparaiso (Midwest Region, Oklahoma City, Okla.)	69-70, L
1999	Villanova (Midwest Region, Milwaukee, Wis.)	72-70, W
	Michigan State (Midwest Region, Milwaukee, Wis.)	66-74, L
2001	Iona (Midwest Region, Kansas City, Mo.)	72-70, W
	Notre Dame (Midwest Region, Kansas City, Mo.)	59-56, W
	Arizona (Midwest Region, San Antonio, Texas)	56-66, L
2002	UCLA (West Region, Pittsburgh, Pa.)	58-80, L
2013	Wisconsin (West Region, Kansas City, Mo.)	57-46, W
	La Salle (West Region, Kansas City, Mo.)	74-76, L
2015	BYU (West Region, Dayton, Ohio)	94-90, W
	Xavier (West Region, Jacksonville, Fla.)	57-76, L
2019	Oklahoma (Columbia, S.C.)	72-95, L

National Invitation Tournament (13-11 Record / 10 Appearances)

1980	Grambling (Oxford, Miss.)	76-74, W
	Minnesota (Minneapolis, Minn.)	56-58, L
1982	Clemson (Clemson, S.C.)	53-49, W
	Virginia Tech (Oxford, Miss.)	59-61, L
1983	Alabama State (Oxford, Miss.)	87-75, W
	South Florida (Oxford, Miss.)	65-57, W
	DePaul (Chicago, Ill.)	67-75, L
1987	Southern Mississippi (Hattiesburg, Miss.)	75-93, L
1989	St. John's (Jamaica, N.Y.)	67-70, L
2000	UNC Charlotte (Oxford, Miss.)	62-45, W
	Southwest Missouri State (Oxford, Miss.)	70-48, W
	N.C. State (Raleigh, N.C.)	54-77, L
2007	Appalachian State (Oxford, Miss.)	73-59, W
	Clemson (Clemson, S.C.)	68-89, L
2008	UC Santa Barbara (Oxford, Miss.)	83-68, W
	Nebraska (Oxford, Miss.)	85-75, W (OT)
	Virginia Tech (Blacksburg, Va.)	81-72, W
	Ohio State (New York, N.Y.)	69-81, L
2010	Troy (Oxford, Miss.)	84-65, W
	Memphis (Oxford, Miss.)	90-81, W
	Texas Tech (Oxford, Miss.)	90-87, W (2OT)
	Dayton (New York, N.Y.)	63-68, L
2011	California (Berkeley, Calif.)	74-77, L
2012	Illinois State (Oxford, Miss.)	93-96, L (OT)
2017	Monmouth (West Long Branch, N.J.)	91-83, W
	Syracuse (Syracuse, N.Y.)	85-80, W
	Georgia Tech (Oxford, Miss.)	66-74, L

2019 NIT SEASON TIP-OFF

BROOKLYN
BOUND

2019 NIT TIP-OFF

THANKSGIVING WEEK



NIT SEASON TIP-OFF SCHEDULE

WEDNESDAY, NOV. 27

Game 1: Ole Miss vs. Penn State 4 p.m.
 Game 2: Oklahoma State vs. Syracuse 6 p.m.

FRIDAY, NOV. 29

Game 3: Game 1 loser vs. Game 2 loser 6 p.m.
 Game 4: Game 1 winner vs. Game 2 winner 8 p.m.

*All times CT

NIT SEASON TIP-OFF PARTICIPATING TEAMS

PENN STATE

LOCATION: University Park, Pennsylvania
 NICKNAME: Nittany Lions
 CONFERENCE: Big Ten
 ARENA: Bryce Jordan Center (15,261)
 HEAD COACH: Patrick Chambers
 ALMA MATER: Philadelphia '94
 RECORD AT PSU: 127-140 (8 seasons)
 CAREER RECORD: 169-168 (10 seasons)
 2018-19 RECORD: 14-18 (7-13)
 2019 POSTSEASON: N/A
 STARTERS RETURNING/LOST: 4/1
 LETTERMEN RETURNING/LOST: 10/4
 MBB CONTACT: Rose Carter
 EMAIL: rpc14@psu.edu
 PHONE (O): 814-863-3163
 WEBSITE: www.GoPSUSports.com
 SERIES RECORD: Ole Miss leads 3-0
 LAST MEETING: 2013

OKLAHOMA STATE

LOCATION: Stillwater, Oklahoma
 NICKNAME: Cowboys
 CONFERENCE: Big 12
 ARENA: Gallagher-Iba Arena (13,611)
 HEAD COACH: Mike Boynton, Jr.
 ALMA MATER: South Carolina '04
 RECORD AT OSU: 33-35 (2 seasons)
 CAREER RECORD: Same
 2018-19 RECORD: 12-20 (5-13)
 2019 POSTSEASON: N/A
 STARTERS RETURNING/LOST: 5/0
 LETTERMEN RETURNING/LOST: 8/10
 MBB CONTACT: Stephen Howard
 EMAIL: stephen.howard@okstate.edu
 PHONE (C): 817-793-5199
 WEBSITE: www.OKState.com
 SERIES RECORD: Ole Miss leads 1-0
 LAST MEETING: 1948

SYRACUSE

LOCATION: Syracuse, New York
 NICKNAME: Orange
 CONFERENCE: Atlantic Coast
 ARENA: Carrier Dome (35,642)
 HEAD COACH: Jim Boeheim
 ALMA MATER: Syracuse '66
 RECORD AT SU: 946-385 (43 seasons)
 CAREER RECORD: Same
 2018-19 RECORD: 20-14 (10-8)
 2019 POSTSEASON: NCAA First Round
 STARTERS RETURNING/LOST: 1/4
 LETTERMEN RETURNING/LOST: 9/8
 MBB CONTACT: Pete Moore
 EMAIL: pimoore@syr.edu
 PHONE (C): 315-952-5011
 WEBSITE: www.Cuse.com
 SERIES RECORD: Ole Miss leads 1-0
 LAST MEETING: 2017

BACK IN THE BIG DANCE

For just the ninth time in 109 seasons, Ole Miss made it to the NCAA Tournament. The Rebels received an at-large bid as the No. 8 seed in the South Region, their highest seed since earning a No. 3 seed during the 2000-01 season. Ole Miss was in the NCAA Tournament for the first time in four years after one of the biggest turnaround seasons in the nation. In the first year under SEC Coach of the Year **Kermit Davis**, and behind the play of All-SEC guards **Breein Tyree** and **Terence Davis**, Ole Miss went from a 12-20 a season ago to 20-12 to earn a spot in March Madness. The eight-win improvement was the biggest turnaround season among Power 5 schools and ranked 11th nationally. Predicted to finish last in the SEC, Ole Miss tied for sixth with a 10-8 mark in conference play. The Rebels made their third NCAA Tournament appearance over the last seven seasons, but just the fourth in the last 17 years.

SEC LEADERS

- Ole Miss led the SEC in free throw shooting (78.3 percent).
- **Breein Tyree** ranked third in scoring (18.2 ppg), free throw percentage (83.1 percent) and playing time (33.9 minutes per game) as well as seventh three-pointers made (2.2 per game) and 10th in field goal percentage (46.5 percent).
- Tyree was the only player in the SEC to rank in the conference's top 10 in scoring, free throw percentage, field goal percentage and threes made.

2018-19 AWARDS/HONORS

Rebels:

- Team of the Week - Jan. 14 (Andy Katz, NCAA.com)
- Team of the Week - Jan. 15 (NABC)

Terence Davis:

- Second Team All-SEC (Coaches)
- SEC Community Service Team
- SEC Player of the Week - Jan. 14 (Conference Office, College Sports Madness)

Devontae Shuler:

- Emerald Coast Classic All-Tournament Team

Breein Tyree:

- First Team All-SEC (Coaches)
- Second Team All-SEC (AP)
- All-District IV (USBWA)
- Howell Trophy Finalist
- Chair of the SEC Men's Basketball Leadership Council
- Emerald Coast Classic All-Tournament Team
- SEC Player of the Week - Dec. 2 (College Sports Madness)
- SEC Player of the Week - Jan. 7 (Conference Office)
- SEC Player of the Week - Feb. 11 (College Sports Madness)

Kermit Davis:

- SEC Coach of the Year (Coaches, AP)
- Jim Phelan Award Finalist (National Coach of the Year)
- HoopDirt.com Coach of the Week - Jan. 14



Breein Tyree scores over two Vols defenders. The rising senior guard averaged 17.9 points per game on his way to being named first team All-SEC last season.

- Tyree was one of three SEC players (Grant Williams - Tennessee, Quindary Weatherspoon-MSU) to rank in the conference's top 10 in scoring, field goal percentage and free throw percentage.
- In SEC games only, Tyree ranked second in scoring (19.1 ppg).
- **Terence Davis** ranked eighth in steals (1.7 per game), 10th in scoring (15.1 ppg) as well as 10th in assists (3.4 per game).
- Averaging 34.6 ppg in conference games, Tyree (19.1 ppg) and Davis (15.5 ppg) combined for the highest scoring duo in SEC play.
- **Devontae Shuler** ranked sixth in steals (1.7 per game) and seventh in assist/turnover ratio (1.7).

SLOWING DOWN THE OPPOSITION

The best part of the Ole Miss defense was getting back and preventing transition buckets. The Rebels led all major conference (Power 5 + Big East) schools in fewest fastbreak points, surrendering only 4.1 per game. Three of the top five are SEC schools, with Florida coming in second at 4.2 fastbreak ppg, and LSU fourth at 4.5 fastbreak ppg.

SEC COACH OF THE YEAR

Kermit Davis became the sixth Ole Miss men's basketball coach to earn SEC Coach of the Year honors. He joined the winningest coach in program history, Andy Kennedy, as the only two coaches to be named SEC Coach of the Year in his first season guiding the Rebels. The Leakesville, Mississippi, native has led one of the biggest turnarounds in the country, as the Rebels improved from 12-20 (5-13 SEC) to 20-12 (10-8 SEC). The eight-win improvement was ranked 11th in the nation as well as the best among Power 5 schools. While Ole Miss was projected to finish last in the SEC, Davis got the Rebels off to a hot start. Ole Miss began conference play 3-0, helping Davis become the first Rebel head coach to win his first three SEC games. He was the second coach to win 13 of his first 15 games as well as the third coach in program history to win 20 games in his first season. With 20 wins already, Davis

became just the third active SEC head coach to win at least 20 games in his first season in the conference (John Calipari - Kentucky, Mike White - Florida).

ALL-SEC DUO

Voted by the conference's coaches, **Breein Tyree** was named first team All-SEC, while **Terence Davis** collected second team All-SEC honors. They became a dynamic duo in the Ole Miss backcourt, averaging 44.1 percent of the Rebels' scoring. Tyree led the way at 18.2 ppg to rank third in the SEC, while Davis' 15.1 ppg ranked 10th. Combining for 34.6 ppg in conference games (Tyree-19.1 ppg, Davis-15.5 ppg), the two Rebels were the highest scoring duo in SEC play just ahead of Tennessee's Grant Williams and Admiral Schofield (34.0 ppg). The pair recorded 26 20-point games, including five games in which they both reached the 20-point plateau. They had three 30-point games to their credit, all occurring away from home. Tyree scored a career-high 31 in SEC road victories at Vanderbilt (Jan. 5) and Georgia (Feb. 9), while Davis tallied his season high of 30 at Butler (Nov. 16). With both Rebels claiming all-conference accolades for the first time in their respective careers, Ole Miss has now produced 14 All-SEC guards over the past 13 seasons. It's the first time Ole Miss has had two all-league players on the same team since Marshall Henderson and Jarvis Summers were on the second team during the 2013-14 campaign.

UNDERRATED REBELS

Coming off a season in which they finished 12-20 (5-13 SEC) and last in the conference, the Rebels were predicted to finish 14th in the SEC by the media. However, Ole Miss is used to being underrated before the season begins and only took 15 games to surpass last season's win total. With a record of 20-12, the Rebels' eight-game improvement was the best among the Power 5 schools and tied for the 11th-best turnaround nationwide. Ole Miss finished tied for sixth in the conference. The Rebels have finished above their preseason projection in seven

of the last eight seasons since the league moved away from a divisional format, the outlier being the 2017-18 campaign.

20 AND 10

With the win at Missouri (March 9), Ole Miss secured its 10th 20-win season over the past 13 years. The Rebels also closed out SEC play at 10-8, earning a winning conference record for the fifth time in seven seasons. Ole Miss went 5-4 in conference road games. The last time the Rebels had a winning SEC road record was the last time they made the NCAA Tournament, going 6-3 during the 2014-15 campaign.

SINGLE-SEASON STEALS

Averaging 1.7 steals per game, sophomore **Devontae Shuler** ranked sixth in the SEC. He recorded at least three steals in 10 different games last season, helping bring his total to 55. Shuler already ranked sixth at Ole Miss for steals in a single season. Senior **Terence Davis** was not too far behind with 54 steals, averaging 1.7 per game to sit eighth in the conference. It is the first time in Ole Miss history that two Rebels have recorded 54 steals in a season.

ANOTHER 1,000-POINT SCORER

Although he didn't need all of his career-high 31 points to reach the milestone, **Breein Tyree** became the 40th Rebel to score 1,000 points at Ole Miss over Georgia (Feb. 9). Tyree now has 1,177 career points through 98 games. He passed Ken Turner (1,159) and Rahim Lock-

hart (1,160) with 21 points at Missouri (March 9) to rank 29th on the all-time list. Teammate **Terence Davis** had already reached the historical mark, ranking 12th all-time with 1,512 points. Tyree and Davis were the first Ole Miss duo to take the court as 1,000-point scorers since Jarvis Summers (1,629) and Marshall Henderson (1,293) played together during the 2013-14 season. Last season, Markel Crawford surpassed 1,000 points for his career. However, he recorded the majority of his scoring at Memphis and joined Ole Miss as a graduate transfer for the 2017-18 season.

A NEW ERA OF OLE MISS BASKETBALL

The 2018-19 season was the dawn of a new era for Ole Miss Basketball. A new head coach took the reins of the program when **Kermit Davis** was hired on March 15, 2018. Davis, the winningest coach in Middle Tennessee history, returns to his home state with years of success. A native of Leakesville, Mississippi, Davis guided the Blue Raiders to league titles in seven of his last nine years in Murfreesboro, between Conference USA and the Sun Belt. Middle Tennessee was one of five programs he led to conference championships in 36 years as an assistant and head coach. A nine-time conference coach of the year, including SEC Coach of the Year this season, Davis is 31st among active Division I head coaches with 489 career wins (423 in Division I), including stints at MT, Idaho and Texas A&M.

BY THE NUMBERS

The Rebels' record was ...

- Overall 20-13
- SEC Games 10-8
- Streak L2
- Overtime 0-1
- Home Overall (SEC) 11-5 (5-4)
- Road Overall (SEC) 6-5 (5-4)
- Neutral Games (SEC) 3-3 (0-0)
- vs. Ranked Opponents 2-4

- Day Games 10-4
- Night Games (6 p.m. or later local) 10-9
- November Games 4-2
- December Games 6-0
- January Games 4-4
- February Games 5-3
- March Games 1-4

- Monday Games 0-0
- Tuesday Games 1-4
- Wednesday Games 5-2
- Thursday Games 0-1
- Friday Games 2-2
- Saturday Games 11-4
- Sunday Games 1-0

- Red Jerseys 3-2
- Navy Jerseys 4-3
- White Jerseys 4-5
- Gray Jerseys 8-2
- Powder Blue Jerseys 1-1

Rebels' record when ...

- Leading at the half 17-5
- Tied at the half 0-1
- Behind at the half 3-7

- Scores 90 points or more 3-0
- Scores 80-89 points 8-1
- Scores 70-79 points 7-7
- Scores less than 70 points 2-5

- Out-rebounds opponent 14-5
- Out-rebounded by opponent 5-7
- Ties opponents in rebounds 1-1

- Shoots 50 percent or better 8-1
- Shoots between 40-49 percent 10-8
- Shoots under 40 percent 2-4
- Shoots 40 percent or better from 3-pt. 6-2
- Shoots between 30-40 percent from 3-pt. 13-5
- Shoots under 30 percent from 3-pt. 1-6
- Shoots 70 percent or better from FT line 16-8
- Shoots 60-69 percent from FT line 2-2
- Shoots under 60 percent from FT line 2-3
- Opp. shoots 50 percent or better 1-5
- Opp. shoots 40-49 percent 13-7
- Opp. shoots under 40 percent 6-1
- Opp. shoots 40 percent or better from 3-pt. 6-10
- Opp. shoots between 30-40% from 3-pt. 8-1
- Opp. shoots under 30 percent from 3-pt. 6-2
- Commits 15 turnovers or more 5-5
- Commits less than 15 turnovers 15-8
- Forces 15 turnovers or more 12-3
- Forces less than 15 turnovers 8-10
- Has less (or same) turnovers than opp. 15-3

GAME-BY-GAME STARTING LINEUPS

Opponent	Result	1	2	3	4	5
Western Michigan	W, 90-64	Shuler	Tyree	T. Davis	Hinson	Olejniczak
Butler	L, 76-83	Shuler	Tyree	T. Davis	Hinson	Olejniczak
Nicholls	W, 75-55	Shuler	Tyree	T. Davis	Hinson	Stevens
Baylor	W, 78-70	Shuler	Tyree	T. Davis	Hinson	Stevens
Cincinnati	L, 57-71	Shuler	Tyree	T. Davis	Hinson	Stevens
San Diego	W, 93-86	Shuler	Tyree	T. Davis	Hinson	Stevens
ULM	W, 83-60	Shuler	Tyree	T. Davis	Hinson	Olejniczak
Illinois State	W, 81-74	Shuler	Tyree	T. Davis	Hinson	Stevens
Southeastern Louisiana	W, 69-47	Shuler	Tyree	T. Davis	Hinson	Stevens
Chattanooga	W, 90-70	Shuler	Tyree	T. Davis	Hinson	Olejniczak
Middle Tennessee	W, 74-56	Shuler	Tyree	T. Davis	Hinson	Olejniczak
FGCU	W, 87-57	Shuler	Tyree	T. Davis	Hinson	Olejniczak
Vanderbilt	W, 81-71	Shuler	Tyree	T. Davis	Hinson	Olejniczak
#10 Auburn	W, 82-67	Shuler	Tyree	T. Davis	Hinson	Olejniczak
#14 Mississippi St.	W, 81-77	Shuler	Tyree	T. Davis	Hinson	Olejniczak
LSU	L, 69-83	Shuler	Tyree	T. Davis	Hinson	Olejniczak
Arkansas	W, 84-67	D.C. Davis	Tyree	T. Davis	Hinson	Olejniczak
Alabama	L, 53-74	Shuler	Tyree	T. Davis	Hinson	Olejniczak
#24 Iowa State	L, 73-87	Shuler	Tyree	T. Davis	Hinson	Olejniczak
Florida	L, 86-90 (OT)	Shuler	Tyree	T. Davis	Hinson	Olejniczak
#21 Mississippi St.	L, 75-81	Shuler	Tyree	T. Davis	Buffen	Olejniczak
Texas A&M	W, 75-71	Shuler	Tyree	T. Davis	Hinson	Olejniczak
Georgia	W, 80-64	Shuler	Tyree	T. Davis	Hinson	Olejniczak
Auburn	W, 60-55	Shuler	Tyree	T. Davis	Buffen	Olejniczak
Missouri	W, 75-65	Shuler	Tyree	T. Davis	Hinson	Olejniczak
South Carolina	L, 64-79	Shuler	Tyree	T. Davis	Hinson	Olejniczak
Georgia	W, 72-71	Shuler	Tyree	T. Davis	Hinson	Olejniczak
Tennessee	L, 71-73	Shuler	Tyree	T. Davis	Hinson	Stevens
Arkansas	L, 73-74	Shuler	Tyree	D.C. Davis	Hinson	Stevens
Kentucky	L, 76-80	D.C. Davis	Tyree	T. Davis	Hinson	Stevens
Missouri	W, 73-68	Shuler	Tyree	T. Davis	Hinson	Stevens
Alabama	L, 57-62	Shuler	Tyree	T. Davis	Hinson	Stevens
Oklahoma	L, 72-95	Shuler	Tyree	T. Davis	Hinson	Olejniczak

2018-19 RESULTS



2018-19 Ole Miss Basketball Ole Miss Season Schedule/Results & Leaders (as of Oct 05, 2019) All games



RECORD:	OVERALL	HOME	AWAY	NEUTRAL
ALL GAMES	20-13	11-5	6-5	3-3
CONFERENCE	10-8	5-4	5-4	0-0
NON-CONFERENCE	10-5	6-1	1-1	3-3

Date	Opponent	Score	Att.	High Points	High Rebounds
11-10-18	WESTERN MICHIGAN	W 90-64	5205	(17)Davis, Terence	(5)Stevens, Bruce
11/16/18	at Butler	76-83 L	8328	(30)Davis, Terence	(8)Shuler, Devontae
11-20-18	NICHOLLS	W 75-55	5903	(14)Davis, Terence	(8)Davis, Terence
11/23/18	vs Baylor	W 78-70	1250	(28)Tyree, Breein	(8)Stevens, Bruce
11/24/18	vs Cincinnati	57-71 L	1250	(24)Shuler, Devontae	(6)Shuler, Devontae
					(6)Buffen, KJ
11-28-18	SAN DIEGO	W 93-86	5968	(22)Tyree, Breein	(7)Buffen, KJ
12-1-18	ULM	W 83-60	6128	(20)Tyree, Breein	(8)Davis, Terence
12/08/18	at Illinois State	W 81-74	6598	(22)Tyree, Breein	(7)Tyree, Breein
					(7)Buffen, KJ
					(7)Olejniczak, Dominik
12-12-18	vs Southeastern Louisiana	W 69-47	3564	(19)Shuler, Devontae	(7)Stevens, Bruce
12-16-18	CHATTANOOGA	W 90-70	6344	(20)Tyree, Breein	(5)Davis, Terence
					(20)Davis, Terence
12/21/18	vs Middle Tennessee	W 74-56	11294	(24)Tyree, Breein	(9)Buffen, KJ
12-29-18	FGCU	W 87-57	7551	(20)Davis, Terence	(6)Davis, Terence
01/05/19	*at Vanderbilt	W 81-71	10422	(31)Tyree, Breein	(7)Buffen, KJ
					(7)Shuler, Devontae
1-9-19	*AUBURN	W 82-67	8241	(27)Davis, Terence	(12)Davis, Terence
01/12/19	*at Mississippi State	W 81-77	10021	(26)Hinson, Blake	(8)Stevens, Bruce
1-15-19	*LSU	69-83 L	9500	(21)Davis, Terence	(10)Davis, Terence
1-19-19	*ARKANSAS	W 84-67	9500	(22)Tyree, Breein	(9)Davis, Terence
1/22/19	*at Alabama	53-74 L	10710	(10)Davis, Terence	(6)Olejniczak, Dominik
					(6)Stevens, Bruce
1-26-19	IOWA STATE	73-87 L	8839	(22)Tyree, Breein	(6)Davis, Terence
1/30/19	*at Florida	86-90 Lot	9380	(26)Davis, Terence	(12)Davis, Terence
2-2-19	*MISSISSIPPI STATE	75-81 L	9500	(25)Tyree, Breein	(8)Davis, Terence
2-6-19	*TEXAS A&M	W 75-71	7718	(22)Tyree, Breein	(8)Davis, Terence
02/09/19	*at Georgia	W 80-64	10033	(31)Tyree, Breein	(9)Stevens, Bruce
02/13/19	*at Auburn	W 60-55	7337	(20)Tyree, Breein	(5)Stevens, Bruce
2-16-19	*MISSOURI	W 75-65	8248	(17)Stevens, Bruce	(4)Buffen, KJ
					(4)Stevens, Bruce
					(4)Davis, Terence
2/19/19	*at South Carolina	64-79 L	10455	(19)Tyree, Breein	(8)Buffen, KJ
2-23-19	*GEORGIA	W 72-71	7416	(17)Tyree, Breein	(5)Davis, D.C.
					(5)Olejniczak, Dominik
					(5)Stevens, Bruce
2-27-19	*TENNESSEE	71-73 L	9500	(16)Tyree, Breein	(10)Stevens, Bruce
					(16)Davis, Terence
03/02/19	*at Arkansas	73-74 L	17320	(20)Tyree, Breein	(6)Shuler, Devontae
3/5/19	*KENTUCKY	76-80 L	9500	(25)Davis, Terence	(12)Davis, Terence
03/09/19	*at Missouri	W 73-68	11050	(21)Tyree, Breein	(6)Buffen, KJ
3/14/19	vs Alabama	57-62 L	14813	(14)Shuler, Devontae	(7)Shuler, Devontae
03/22/19	vs Oklahoma	72-95 L		(17)Davis, Terence	(6)Buffen, KJ
					(6)Hinson, Blake

* - Conference game

Attendance Summary	Games	Attend	Avg/Game
Home	16	125061	7816
Away	11	111654	10150
Neutral	6	32171	5362

2018-19 STATISTICS



2018-19 Ole Miss Basketball
Ole Miss Combined Team Statistics (as of Mar 26, 2019)
All games



RECORD:	OVERALL	HOME	AWAY	NEUTRAL
ALL GAMES	20-13	11-5	6-5	3-3
CONFERENCE	10-8	5-4	5-4	0-0
NON-CONFERENCE	10-5	6-1	1-1	3-3

#	Player	gp-gs	min	avg	Total			3-Point		F-Throw		Rebounds					pts	avg				
					fg-fga	fg%	3fg-fga	3fg%	ft-fa	ft%	off	def	tot	avg	pf	dq			a	to	blk	stl
04	Tyree,Breein	33-33	1117	33.8	197-429	.459	69-184	.375	128-154	.831	11	86	97	2.9	65	2	92	80	14	32	591	17.9
03	Davis,Terence	33-32	1024	31.0	179-403	.444	65-175	.371	78-101	.772	37	154	191	5.8	88	3	114	91	21	54	501	15.2
02	Shuler,Devontae	33-31	1063	32.2	119-260	.458	51-127	.402	51-62	.823	25	112	137	4.2	50	0	100	59	7	56	340	10.3
12	Stevens, Bruce	33-11	673	20.4	107-212	.505	27-83	.325	39-45	.867	42	102	144	4.4	83	3	25	35	13	19	280	8.5
00	Hinson,Blake	32-31	767	24.0	88-217	.406	46-132	.348	42-57	.737	23	71	94	2.9	91	2	36	28	9	15	264	8.3
14	Buffen, KJ	33-2	691	20.9	68-144	.472	4-16	.250	58-84	.690	51	94	145	4.4	82	3	38	55	16	26	198	6.0
13	Olejniczak, Dominik	33-22	603	18.3	73-127	.575	0-0	.000	29-38	.763	38	60	98	3.0	83	2	23	33	30	17	175	5.3
20	Davis, D.C.	33-3	401	12.2	23-56	.411	7-27	.259	19-26	.731	16	32	48	1.5	27	0	25	11	0	9	72	2.2
15	Rodriguez, Luis	25-0	152	6.1	10-22	.455	0-2	.000	7-8	.875	10	17	27	1.1	15	0	15	7	7	5	27	1.1
05	Halums,Brian	12-0	42	3.5	6-22	.273	1-6	.167	8-12	.667	4	1	5	0.4	6	0	2	1	0	0	21	1.8
01	Naylor,Zach	19-0	88	4.6	5-12	.417	2-7	.286	2-2	1.000	7	10	17	0.9	11	0	5	6	1	2	14	0.7
30	Morgano, Antonio	6-0	5	0.8	1-2	.500	0-1	.000	0-0	.000	1	0	1	0.2	2	0	0	0	0	0	2	0.3
Team											58	66	124				10					
Total.....		33	6626		876-1906	.460	272-760	.358	461-589	.783	323	805	1128	34.2	603	15	475	416	118	235	2485	75.3
Opponents.....		33	6624		832-1869	.445	241-644	.374	442-627	.705	333	746	1079	32.7	565	-	460	470	112	203	2347	71.1

2018-19 STATISTICS (SEC ONLY)



2018-19 Ole Miss Basketball
Ole Miss Combined Team Statistics (as of Mar 09, 2019)
Conference games only



RECORD:	OVERALL	HOME	AWAY	NEUTRAL
ALL GAMES	10-8	5-4	5-4	0-0
CONFERENCE	10-8	5-4	5-4	0-0
NON-CONFERENCE	0-0	0-0	0-0	0-0

#	Player	gp-gs	min	avg	Total			3-Point		F-Throw		Rebounds					pts	avg				
					fg-fga	fg%	3fg-fga	3fg%	ft-fa	ft%	off	def	tot	avg	pf	dq			a	to	blk	stl
04	Tyree,Breein	18-18	637	35.4	112-244	.459	40-103	.388	80-95	.842	7	43	50	2.8	28	0	50	47	9	15	344	19.1
03	Davis,Terence	18-17	560	31.1	97-221	.439	38-104	.365	47-60	.783	19	93	112	6.2	52	2	53	44	7	33	279	15.5
02	Shuler,Devontae	18-16	569	31.6	60-143	.420	29-74	.392	30-36	.833	14	62	76	4.2	30	0	51	34	1	32	179	9.9
12	Stevens, Bruce	18-4	378	21.0	49-111	.441	15-50	.300	26-29	.897	26	60	86	4.8	46	1	14	21	10	9	139	7.7
00	Hinson,Blake	17-16	395	23.2	44-115	.383	22-70	.314	19-27	.704	5	38	43	2.5	54	2	17	16	3	9	129	7.6
14	Buffen, KJ	18-2	373	20.7	40-79	.506	3-10	.300	34-45	.756	30	40	70	3.9	49	2	20	31	7	19	117	6.5
13	Olejniczak, Dominik	18-14	342	19.0	35-71	.493	0-0	.000	20-27	.741	18	33	51	2.8	47	2	14	18	18	10	90	5.0
20	Davis, D.C.	18-3	250	13.9	11-34	.324	2-16	.125	6-7	.857	9	21	30	1.7	14	0	14	4	0	2	30	1.7
15	Rodriguez, Luis	11-0	69	6.3	3-7	.429	0-1	.000	5-6	.833	3	6	9	0.8	8	0	4	4	3	1	11	1.0
01	Naylor,Zach	9-0	39	4.3	3-6	.500	1-3	.333	0-0	.000	5	2	7	0.8	4	0	3	3	1	0	7	0.8
05	Halums,Brian	3-0	13	4.3	2-6	.333	1-2	.500	0-2	.000	0	1	1	0.3	3	0	0	1	0	0	5	1.7
Team											41	35	76				5					
Total.....		18	3625		456-1037	.440	151-433	.349	267-334	.799	177	434	611	33.9	335	9	240	228	59	130	1330	73.9
Opponents.....		18	3625		461-1028	.448	140-364	.385	248-361	.687	198	427	625	34.7	316	-	245	254	75	127	1310	72.8

GAME-BY-GAME TEAM STATISTICS

OPPONENT	1H-2H-F	FG-FGA	PCT	3P-3PA	PCT	FT-FTA	PCT	OF-DF-TotRb	A	TO	BLK	STL
Western Michigan	22-42-64	20-49	40.8	7-19	36.8	17-21	81.0	10-18-28	15	24	0	4
OLE MISS	43-47-90	33-61	54.1	10-22	45.5	14-18	77.8	10-21-31	14	12	5	15
OLE MISS	36-40-76	26-56	46.4	11-26	42.3	13-21	61.9	10-21-31	14	15	3	4
Butler	41-42-83	25-54	46.3	10-23	43.5	23-27	85.2	9-19-28	12	10	3	4
Nicholls	22-33-55	22-65	33.8	7-24	29.2	4-6	66.7	8-21-29	11	14	3	9
OLE MISS	37-38-75	26-54	48.1	6-17	35.3	17-23	73.9	9-36-45	21	16	6	4
Baylor	39-31-70	25-54	46.3	2-18	11.1	18-22	81.8	8-23-31	11	18	3	7
OLE MISS	43-35-78	22-56	39.3	5-20	25.0	29-36	80.6	11-24-35	14	13	4	8
Cincinnati	37-34-71	20-50	40.0	6-14	42.9	25-35	71.4	11-22-33	9	7	6	4
OLE MISS	33-24-57	19-51	37.3	3-21	14.3	16-17	94.1	8-19-27	3	11	6	3
San Diego	37-49-86	31-64	48.4	9-23	39.1	15-18	83.3	9-17-26	21	13	0	6
OLE MISS	39-54-93	33-54	61.1	7-16	43.8	20-23	87.0	7-26-33	20	14	4	7
ULM	31-29-60	20-52	38.5	7-21	33.3	13-19	68.4	6-18-24	14	11	0	4
OLE MISS	44-39-83	33-63	52.4	11-29	37.9	6-8	75.0	13-28-41	25	11	3	7
OLE MISS	41-40-81	30-57	52.6	7-19	36.8	14-15	93.3	9-30-39	16	16	2	7
Illinois State	36-38-74	26-63	41.3	10-25	40.0	12-19	63.2	12-19-31	15	10	3	7
Southeastern Louisiana	17-30-47	19-51	37.3	2-17	11.8	7-10	70.0	5-18-23	15	13	1	2
OLE MISS	33-36-69	28-53	52.8	6-13	46.2	7-12	58.3	9-30-39	16	10	3	5
Chattanooga	39-33-70	27-58	46.6	11-21	52.4	5-10	50.0	9-19-28	19	22	3	1
OLE MISS	37-53-90	32-52	61.5	9-16	56.3	17-25	68.0	5-24-29	20	14	6	11
OLE MISS	38-36-74	29-58	50.0	8-22	36.4	8-14	57.1	12-30-42	13	17	4	9
Middle Tennessee	26-30-56	19-56	33.9	5-14	35.7	13-19	68.4	10-20-30	7	17	2	8
FGCU	26-31-57	21-52	40.4	6-16	37.5	9-12	75.0	10-18-28	13	19	5	2
OLE MISS	44-43-87	31-60	51.7	12-25	28.0	13-18	72.2	14-23-37	22	11	5	11
OLE MISS	35-46-81	28-57	49.1	6-18	33.3	19-22	86.4	8-28-36	15	12	6	6
Vanderbilt	32-39-71	24-60	40.0	6-20	30.0	17-29	58.6	13-22-35	13	10	5	7
Auburn	29-38-67	22-67	32.8	14-39	35.9	9-17	52.9	16-21-37	11	16	6	6
OLE MISS	42-40-82	24-53	45.3	7-19	36.8	27-37	73.0	13-32-45	13	17	2	11
OLE MISS	39-42-81	27-58	46.6	12-31	38.7	15-20	75.0	9-21-30	15	10	3	3
Mississippi St.	41-36-77	30-64	46.9	6-21	28.6	11-16	68.8	14-24-38	11	15	4	8
LSU	31-52-83	27-57	47.4	9-19	47.4	20-30	66.7	12-28-40	17	13	7	10
OLE MISS	31-38-69	26-64	40.6	8-28	28.6	9-17	52.9	15-27-42	14	16	3	8
Arkansas	35-32-67	22-55	40.0	6-23	26.1	17-21	81.0	10-21-31	14	17	3	6
OLE MISS	46-38-84	31-64	48.4	7-22	31.8	15-17	88.2	13-27-40	19	13	3	13

GAME-BY-GAME TEAM STATISTICS

OPPONENT	1H-2H-F	FG-FGA	PCT	3P-3PA	PCT	FT-FTA	PCT	OF-DF-TotRb	A	TO	BLK	STL
OLE MISS	26-27-53	20-50	40.0	6-20	30.0	7-14	50.0	10-22-32	6	16	4	1
Alabama	42-32-74	25-65	38.5	7-22	31.8	17-22	77.3	20-24-44	8	9	9	9
Iowa State	43-44-87	38-55	69.1	8-15	53.3	3-4	75.0	5-29-34	26	19	3	1
OLE MISS	38-35-73	25-69	36.2	8-24	33.3	15-17	88.2	15-13-28	10	8	0	8
OLE MISS	30-46-10-86	29-63	46.0	6-23	26.1	22-26	84.6	15-26-41	10	17	1	7
Florida	33-43-14-90	31-63	49.2	11-26	42.3	17-22	77.3	8-19-27	18	13	1	6
Mississippi State	39-42-81	27-58	46.6	8-17	47.1	19-28	67.9	15-25-40	13	16	3	9
OLE MISS	43-32-75	26-57	45.6	11-21	52.4	12-14	85.7	6-22-28	14	13	4	6
Texas A&M	36-35-71	28-62	45.2	11-23	47.8	4-8	50.0	13-25-38	16	18	3	12
OLE MISS	37-38-75	24-58	41.4	9-26	34.6	18-19	94.7	9-24-33	16	12	4	14
OLE MISS	45-35-80	28-63	44.4	9-25	36.0	15-19	78.9	13-25-38	12	10	2	10
Georgia	33-31-64	21-52	40.4	11-25	44.0	11-16	68.8	9-23-32	11	20	5	5
OLE MISS	30-30-60	19-51	37.3	13-33	39.4	9-13	69.2	9-25-34	12	13	2	8
Auburn	24-31-55	16-49	32.7	5-20	25.0	18-23	78.3	12-22-34	7	14	4	6
Missouri	26-39-65	24-51	47.1	8-17	47.1	9-12	75.0	13-24-37	9	25	1	4
OLE MISS	35-40-75	23-50	46.0	9-24	37.5	20-23	87.0	4-17-21	17	10	3	13
OLE MISS	32-32-64	23-62	37.1	5-23	21.7	13-19	68.4	11-27-38	10	11	9	3
South Carolina	40-39-79	27-64	42.2	9-19	47.4	16-27	59.3	16-30-46	15	10	5	9
Georgia	29-42-71	25-48	52.1	5-16	31.3	16-22	72.7	8-26-34	19	19	2	7
OLE MISS	39-33-72	28-65	43.1	12-28	42.9	4-5	80.0	12-17-29	15	15	2	8
Tennessee	34-39-73	29-56	51.8	3-13	23.1	12-16	75.0	4-28-32	16	9	3	7
OLE MISS	39-32-71	24-58	41.4	9-23	39.1	14-15	93.3	7-25-32	14	10	2	5
OLE MISS	35-38-73	29-54	53.7	6-22	27.3	9-11	81.8	8-22-30	15	16	1	6
Arkansas	34-40-74	27-49	55.1	9-18	50.0	11-20	55.0	4-17-21	20	13	4	10
Kentucky	38-42-80	31-56	55.4	4-9	44.4	14-20	70.0	4-25-29	14	7	7	4
OLE MISS	39-37-76	24-59	40.7	8-25	32.0	20-22	90.9	10-27-37	14	9	3	4
OLE MISS	26-47-73	23-51	45.1	8-22	36.4	19-21	90.5	5-20-25	9	8	5	4
Missouri	34-34-68	25-52	48.1	8-17	47.1	10-12	83.3	7-23-30	12	10	3	2
Alabama	24-38-62	24-59	40.7	5-17	29.4	9-18	50.0	17-33-50	12	16	3	7
OLE MISS	38-19-57	24-63	38.1	7-26	26.9	2-4	50.0	6-24-30	11	9	6	5
Oklahoma	50-45-95	34-59	57.6	6-13	46.2	21-26	80.8	6-25-31	15	4	10	2
OLE MISS	33-39-72	29-62	46.8	11-31	35.5	3-4	75.0	8-22-30	16	11	1	2

GAME 1: OLE MISS 90, WESTERN MICHIGAN 64



Official Basketball Box Score - Game Totals - Final Statistics
Western Michigan vs Ole Miss
11-10-18 3 p.m. at Oxford, Miss. (The Pavilion at Ole Miss)



Western Michigan 64 • 1-1

#	Player	Total			3-Ptr			Rebounds			PF	TP	A	TO	Blk	Stl	Min
		FG-FGA	FG-FGA	FT-FTA	FG-FGA	FG-FGA	FT-FTA	Off	Def	Tot							
03	DAVIS, Josh	4-9	1-5	2-2	1	0	1	2	11	1	4	0	0	0	27		
11	WILKINS, Kawanise	2-2	0-0	1-2	1	0	1	3	5	2	2	0	0	0	22		
50	DUGAN, Seth	3-8	0-0	4-4	1	6	7	2	10	2	3	0	0	0	28		
04	PRINTY, Jared	6-8	5-7	0-1	1	1	2	0	17	1	0	0	0	0	27		
12	FLOWERS, Michael	1-5	0-1	0-0	0	3	3	1	7	5	0	0	0	0	23		
01	HOUSTON, DJ	0-2	0-1	2-2	0	1	1	2	0	0	0	1	4				
02	MARTIN, Adrian	0-7	0-2	2-2	0	1	1	3	2	0	2	0	2	19			
10	TOLIVER, Luke	0-0	0-0	3-3	0	0	0	3	0	0	0	0	0	2			
15	EMILJEN, Patrick	1-4	0-2	0-0	1	1	2	1	2	0	2	0	0	14			
20	BoyerRichard,William	2-2	0-0	0-1	0	0	0	2	4	1	4	0	1	18			
24	IKONGSHUL, Adida	1-2	1-1	3-4	1	2	3	2	6	1	0	0	0	10			
32	CLIFFORD, TJ	0-0	0-0	0-0	0	0	0	1	0	2	0	0	0	6			
	Team				4	3	7										
Totals		20-49	7-19	17-21	10	18	28	18	64	15	24	0	4		200		

FG % 1st Half: 10-25 40.0% 2nd half: 10-24 41.7% Game: 20-49 40.8% Deadball Rebounds 2.1
3FG % 1st Half: 2-7 28.6% 2nd half: 5-12 41.7% Game: 7-19 36.8%
FT % 1st Half: 0-1 0.0% 2nd half: 17-20 85.0% Game: 17-21 81.0%

Ole Miss 90 • 1-0

#	Player	Total			3-Ptr			Rebounds			PF	TP	A	TO	Blk	Stl	Min
		FG-FGA	FG-FGA	FT-FTA	FG-FGA	FG-FGA	FT-FTA	Off	Def	Tot							
00	Hinson,Blake	2-6	2-5	0-0	1	1	2	4	6	0	0	1	21				
13	Olejniczak, Dominik	3-4	0-0	2-2	2	1	3	8	1	2	2	1	19				
02	Shuler,Devontae	5-6	3-4	0-0	0	1	1	3	13	0	0	2	29				
03	Davis, Terence	7-12	1-2	2-3	1	1	2	1	17	2	3	1	37				
04	Tyree,Breain	5-11	0-5	4-6	1	3	4	3	14	3	2	1	26				
01	Naylor,Zach	0-0	0-0	0-0	0	1	1	1	0	0	1	0	8				
05	Halums,Brian	2-4	0-0	2-2	2	0	2	0	6	0	0	0	4				
12	Stevens, Bruce	2-5	2-3	0-0	0	5	3	6	1	3	0	2	18				
14	Buffen, KJ	2-6	0-0	2-3	2	2	4	0	6	3	0	1	23				
15	Rodriguez, Luis	1-2	0-0	0-0	0	0	0	2	2	0	0	0	8				
20	Davis, D.C.	4-4	2-2	2-2	0	1	1	0	12	2	0	0	3	14			
30	Morgano, Antonio	0-1	0-1	0-0	1	0	1	2	0	0	0	0	2				
	Team				0	5	5										
Totals		33-61	10-22	14-18	10	21	31	20	90	14	12	5	15		200		

FG % 1st Half: 16-30 53.3% 2nd half: 17-31 54.8% Game: 33-61 54.1% Deadball Rebounds 3
3FG % 1st Half: 5-13 38.5% 2nd half: 5-9 55.6% Game: 10-22 45.5%
FT % 1st Half: 6-9 66.7% 2nd half: 8-9 88.9% Game: 14-18 77.8%

Officials: Chuck Jones, Tim Gattis, John Hampton
Technical fouls: Western Michigan-None, Ole Miss-None.
Attendance: 5205

Score by periods	1st	2nd	Total
Western Michigan	22	42	64
Ole Miss	43	47	90

	In	Off	2nd	Fast	Bench
Points	Paint	T/O	Chance	Break	
Western Michigan	18	14	5	9	19
Ole Miss	38	39	10	12	32

Last FG - WMU 2nd-06:16, OM 2nd-00:43.
Largest lead - WMU None, OM by 29 2nd-01:41.
WMU led for 00:00, OM led for 37:57. Game was tied for 01:56.

Score tied - 1 time.
Lead changed - 0 times.

GAME 3: OLE MISS 75, NICHOLLS 55



Official Basketball Box Score - Game Totals - Final Statistics
Nicholls vs Ole Miss
11-20-18 6 p.m. at Oxford, Miss. (The Pavilion at Ole Miss)



Nicholls 55 • 2-4

#	Player	Total			3-Ptr			Rebounds			PF	TP	A	TO	Blk	Stl	Min
		FG-FGA	FG-FGA	FT-FTA	FG-FGA	FG-FGA	FT-FTA	Off	Def	Tot							
22	Moore, Brandon	2-7	1-1	0-0	1	3	4	2	5	3	1	0	3	24			
01	Regis, Daniel	1-1	0-0	0-1	0	2	3	2	0	3	0	2	13				
03	Johnson, Kevin	4-13	1-3	0-0	1	5	6	1	9	4	1	0	1	37			
11	Peppers, Gavin	5-14	0-3	4-4	1	1	2	3	14	0	3	1	3	28			
15	Jefferson, Jeremiah	3-13	1-7	0-1	0	1	1	3	7	2	3	0	0	30			
02	Buford, Jeremiah	0-1	0-1	0-0	0	0	0	0	1	0	0	0	3				
04	Clement, Thomas	0-0	0-0	0-0	0	0	0	0	1	0	0	0	0	2			
05	Alatishe, Abdul	0-0	0-0	0-0	0	0	0	0	0	0	0	0	1	8			
23	Harvey, Elvis	3-5	2-2	0-0	2	0	2	5	8	0	1	0	0	21			
24	Garrick, Danny	3-8	2-7	0-0	0	4	4	0	8	0	1	0	0	21			
35	Lyons, Ryghe	1-3	0-0	0-0	0	1	1	2	2	1	1	0	0	13			
	Team				3	4	7										
Totals		22-65	7-24	4-6	8	21	29	20	55	11	14	3	9		200		

FG % 1st Half: 9-29 31.0% 2nd half: 13-36 36.1% Game: 22-65 33.8% Deadball Rebounds 1
3FG % 1st Half: 4-11 36.4% 2nd half: 3-13 23.1% Game: 7-24 29.2%
FT % 1st Half: 0-1 0.0% 2nd half: 4-5 80.0% Game: 4-6 66.7%

Ole Miss 75 • 2-1

#	Player	Total			3-Ptr			Rebounds			PF	TP	A	TO	Blk	Stl	Min
		FG-FGA	FG-FGA	FT-FTA	FG-FGA	FG-FGA	FT-FTA	Off	Def	Tot							
00	Hinson,Blake	2-3	2-3	2-3	1	4	5	2	8	3	1	0	0	27			
12	Stevens, Bruce	6-10	1-2	1-2	1	3	4	2	13	0	1	0	0	18			
02	Shuler,Devontae	3-6	1-2	2-2	1	6	7	0	9	6	3	0	3	34			
03	Davis, Terence	4-12	3-6	3-4	0	8	8	3	14	3	3	4	1	32			
04	Tyree,Breain	4-10	0-3	2-2	1	3	4	1	10	6	4	0	0	36			
01	Naylor,Zach	0-0	0-0	0-0	1	1	2	0	0	0	0	0	0	2			
05	Halums,Brian	0-1	0-0	0-0	0	0	0	0	0	0	0	0	0	1			
13	Olejniczak, Dominik	3-3	0-0	0-0	0	2	2	0	6	0	1	1	0	14			
14	Buffen, KJ	3-6	0-0	1-2	1	4	5	0	7	1	2	1	0	18			
15	Rodriguez, Luis	0-1	0-0	0-0	1	0	1	0	0	2	0	0	0	2			
20	Davis, D.C.	1-2	0-1	6-8	0	2	2	0	8	0	0	0	0	16			
30	Morgano, Antonio	0-0	0-0	0-0	0	0	0	0	0	0	0	0	0	0+			
	Team				2	3	5										
Totals		26-54	6-17	17-23	9	36	45	8	75	21	16	6	4		200		

FG % 1st Half: 14-31 45.2% 2nd half: 12-23 52.2% Game: 26-54 48.1% Deadball Rebounds 4
3FG % 1st Half: 3-9 33.3% 2nd half: 3-8 37.5% Game: 6-17 35.3%
FT % 1st Half: 6-7 85.7% 2nd half: 11-16 68.8% Game: 17-23 73.9%

Officials: Anthony Jordan, Robert Felder, Hunter Allen
Technical fouls: Nicholls-None, Ole Miss-None.
Attendance: 5903

Score by periods	1st	2nd	Total
Nicholls	22	33	55
Ole Miss	37	38	75

	In	Off	2nd	Fast	Bench
Points	Paint	T/O	Chance	Break	
NICH	24	14	4	4	18
OM	36	12	10	2	21

Last FG - NICH 2nd-00:29, OM 2nd-00:11.
Largest lead - NICH None, OM by 21 2nd-14:50.
NICH led for 00:00, OM led for 39:09. Game was tied for 00:51.

Score tied - 1 time.
Lead changed - 0 times.

GAME 2: BUTLER 83, OLE MISS 76



Official Basketball Box Score - Game Totals - Final Statistics
Ole Miss vs Butler
11/16/18 8:00 pm at Indianapolis, Ind. (Hinkle Fieldhouse)



Ole Miss 76 • 1-1

#	Player	Total			3-Ptr			Rebounds			PF	TP	A	TO	Blk	Stl	Min
		FG-FGA	FG-FGA	FT-FTA	FG-FGA	FG-FGA	FT-FTA	Off	Def	Tot							
13	Olejniczak, Dominik	1-4	0-0	0-0	1	1	2	4	2	0	3	0	0	19			
00	Hinson,Blake	2-7	1-3	1-2	2	3	5	3	6	2	2	0	0	29			
02	Shuler,Devontae	1-6	1-4	1-2	3	5	8	4	5	1	0	3	37				
03	Davis, Terence	10-16	6-9	4-5	1	3	4	3	30	5	4	2	0	37			
04	Tyree,Breain	6-11	3-6	2-3	0	4	4	5	17	1	3	0	0	35			
12	Stevens, Bruce	3-5	0-2	0-0	0	1	1	5	6	0	0	0	0	10			
14	Buffen, KJ	3-6	0-1	3-7	2	1	3	2	9	1	1	1	1	24			
15	Rodriguez, Luis	0-0	0-0	0-0	0	0	0	0	0	0	0	0	0	1			
20	Davis, D.C.	0-1	0-0	2-2	0	0	0	1	2	0	1	0	0	9			
	Team				1	3	4										
Totals		26-56	11-26	13-21	10	21	31	25	76	14	15	3	4		201		

FG % 1st Half: 12-25 48.0% 2nd half: 14-31 45.2% Game: 26-56 46.4% Deadball Rebounds 7.1
3FG % 1st Half: 5-11 45.5% 2nd half: 6-15 40.0% Game: 11-26 42.3%
FT % 1st Half: 7-12 58.3% 2nd half: 6-9 66.7% Game: 13-21 61.9%

Butler 83 • 3-0

#	Player	Total			3-Ptr			Rebounds			PF	TP	A	TO	Blk	Stl	Min
		FG-FGA	FG-FGA	FT-FTA	FG-FGA	FG-FGA	FT-FTA	Off	Def	Tot							
22	Sean McDermott	1-4	1-4	0-0	0	2	2	4	3	1	0	0	0	18			
51	Nate Fowler	2-5	0-1	0-0	1	0	1	3	4	0	0	0	0	19			
02	Aaron Thompson	1-4	0-0	3-3	0	2	2	5	4	1	0	1	26				
03	Kamar Baldwin	5-17	1-5	12-12	2	6	8	4	23	5	4	0	1	37			
05	Paul Jorgensen	10-17	6-10	1-2	1	3	4	0	27	2	0	0	2	37			
20	Henry Baddley	0-1	0-1	0-0	0	1	1	0	0	0	1	0	0	19			
21																	

GAME 5: CINCINNATI 71, OLE MISS 57



Official Basketball Box Score -- Game Totals -- Final Statistics
Cincinnati vs Ole Miss
11/24/18 6:00 PM at Emerald Coast Classic - Niceville, FL



Cincinnati 71 • 5-1

#	Player	Total			3-Ptr			Rebounds			PF	TP	A	TO	Blk	Stl	Min
		FG-FGA	FG-FGA	FT-FTA	FG-FGA	FG-FGA	FT-FTA	Off	Def	Tot							
02	Williams, K.	2-6	2-2	3-6	2	3	5	4	9	0	0	0	0	0	0	24	
03	Jenifer, J.	3-6	1-0	0-0	0	1	1	7	0	1	0	0	0	0	27		
13	Scott, T.	3-6	0-0	3-6	2	7	9	3	9	0	1	2	1	0	33		
33	Brooks, N.	1-1	0-0	2-2	1	3	4	3	4	1	0	1	0	1	22		
34	Cumberland, J.	5-17	2-8	13-14	1	2	3	1	25	2	0	2	0	0	33		
00	Johnson, L.	1-3	0-0	1-2	1	1	2	1	3	1	1	1	0	0	12		
05	Moore, T.	0-0	0-0	0-0	0	0	0	0	0	0	0	0	0	0	0+		
10	Fredericks, R.	1-1	0-0	1-2	0	2	2	1	3	1	2	0	0	0	15		
15	Broome, C.	3-7	1-2	2-3	0	1	1	0	9	4	1	0	2	0	24		
20	Diarra, M.	0-0	0-0	0-0	0	1	1	0	0	0	0	0	0	0	2		
22	Nsoeme, E.	1-3	0-0	0-0	1	1	2	3	2	0	1	0	0	0	8		
31	Martin, S.	0-0	0-0	0-0	0	0	0	0	0	0	0	0	0	0	0+		
	Team				3	3	3	1									
	Totals	20-50	6-14	25-35	11	22	33	18	71	9	7	6	4	0	200		

FG % 1st Half: 9-22 40.9% 2nd half: 11-28 39.3% Game: 20-50 40.0% Deadball Rebounds 10.3
3FG % 1st Half: 3-7 42.9% 2nd half: 0-11 0.0% Game: 3-21 14.3%
FT % 1st Half: 16-21 76.2% 2nd half: 9-14 64.3% Game: 25-35 71.4%

Ole Miss 57 • 3-2

#	Player	Total			3-Ptr			Rebounds			PF	TP	A	TO	Blk	Stl	Min
		FG-FGA	FG-FGA	FT-FTA	FG-FGA	FG-FGA	FT-FTA	Off	Def	Tot							
00	Hinson, Blake	1-5	1-5	0-0	0	1	1	4	3	0	1	1	0	1	2	14	
02	Shuler, Devontae	9-14	2-5	4-4	1	5	6	0	24	0	1	1	1	1	33		
03	Davis, Terence	0-6	0-5	0-0	1	3	4	3	0	2	3	1	0	0	31		
04	Tyree, Breein	4-11	0-5	6-6	0	1	1	2	14	1	2	1	0	0	32		
12	Stevens, Bruce	3-6	0-1	2-2	1	2	3	5	8	0	1	0	1	0	24		
01	Naylor, Zach	0-0	0-0	0-0	0	0	0	1	0	0	0	0	0	0	5		
05	Halums, Brian	0-3	0-0	0-0	1	0	1	2	0	0	0	0	0	0	7		
13	Olejniczak, Dominik	2-4	0-0	2-2	2	0	2	4	6	0	0	1	1	1	14		
14	Buffen, KJ	0-1	0-0	2-3	0	6	6	4	2	2	1	0	0	0	28		
15	Rodriguez, Luis	0-0	0-0	0-0	0	0	0	0	0	0	0	0	0	0	6		
20	Davis, D.C.	0-1	0-0	0-0	0	0	0	1	0	0	0	0	0	0	6		
	Team				2	1	3										
	Totals	19-51	3-21	16-17	8	19	27	26	57	3	11	6	3	0	200		

FG % 1st Half: 9-22 40.9% 2nd half: 8-23 34.8% Game: 19-51 37.3% Deadball Rebounds 0
3FG % 1st Half: 3-7 42.9% 2nd half: 0-11 0.0% Game: 3-21 14.3%
FT % 1st Half: 8-9 88.9% 2nd half: 8-8 100.0% Game: 16-17 94.1%

Officials: John Higgins, Mike Eades, Pat Adams
Technical fouls: Cincinnati-TEAM, Ole Miss-Davis, Terence.
Attendance: 1250
Outstanding Performer - Jarron Cumberland (CIN)

Score by periods	1st	2nd	Total
Cincinnati	37	34	71
Ole Miss	33	24	57

	In	Off	2nd	Fast	Bench
Points	Paint	T/O	Chance	Break	
Cincinnati	20	17	9	0	17
Ole Miss	22	11	6	0	8

Last FG - UC 2nd-05:08, OM 2nd-05:29
Largest lead - UC by 18 2nd-02:27, OM by 3 1st-19:18.
UC led for 36:34, OM led for 01:20. Game was tied for 02:06.

Score tied - 3 times.
Lead changed - 1 time.

GAME 7: OLE MISS 83, ULM 60



Official Basketball Box Score -- Game Totals -- Final Statistics
ULM vs Ole Miss
12-18 1 p.m. at Oxford, Miss. (The Pavilion at Ole Miss)



ULM 60 • 3-4

#	Player	Total			3-Ptr			Rebounds			PF	TP	A	TO	Blk	Stl	Min
		FG-FGA	FG-FGA	FT-FTA	FG-FGA	FG-FGA	FT-FTA	Off	Def	Tot							
01	Munnings, Travis	5-12	2-4	5-6	0	3	3	1	17	2	3	0	1	0	32		
11	Washington, Andre	0-0	0-0	1-2	1	1	2	3	1	0	1	0	0	0	17		
02	Ertel, Michael	2-6	0-2	2-2	1	1	2	2	6	4	1	0	0	0	30		
03	Williams, JD	5-11	2-3	0-0	1	6	7	0	12	2	3	0	2	31			
05	Smith, Daishon	2-11	2-8	3-3	0	1	1	2	9	1	0	0	0	30			
00	Newman, Brandon	1-2	0-0	0-0	1	3	4	0	2	4	2	0	1	20			
10	White, Tyree	2-4	0-1	0-2	1	1	2	1	4	1	1	0	0	17			
53	Harris, Jontray	3-6	1-3	2-4	0	1	1	2	9	0	0	0	0	23			
	Team				1	1	2										
	Totals	20-52	7-21	13-19	6	18	24	11	60	14	11	0	4	0	200		

FG % 1st Half: 10-26 38.5% 2nd half: 10-26 38.5% Game: 20-52 38.5% Deadball Rebounds 4
3FG % 1st Half: 2-7 28.6% 2nd half: 5-14 35.7% Game: 7-21 33.3%
FT % 1st Half: 9-13 69.2% 2nd half: 4-6 66.7% Game: 13-19 68.4%

Ole Miss 83 • 5-2

#	Player	Total			3-Ptr			Rebounds			PF	TP	A	TO	Blk	Stl	Min
		FG-FGA	FG-FGA	FT-FTA	FG-FGA	FG-FGA	FT-FTA	Off	Def	Tot							
00	Hinson, Blake	6-8	4-5	1-1	1	2	3	4	17	4	1	0	0	0	22		
13	Olejniczak, Dominik	4-4	0-0	0-0	1	2	3	3	8	2	1	2	1	0	21		
02	Shuler, Devontae	1-5	1-4	0-0	0	3	3	2	3	6	1	0	0	0	29		
03	Davis, Terence	7-16	1-6	0-0	3	5	8	2	15	3	3	0	1	0	35		
04	Tyree, Breein	8-15	4-9	0-1	0	3	3	1	20	3	2	0	1	30			
01	Naylor, Zach	0-0	0-0	0-0	0	0	0	1	0	0	0	0	0	4			
05	Halums, Brian	0-2	0-1	1-2	1	0	1	1	1	2	0	0	0	0	7		
12	Stevens, Bruce	4-8	1-4	0-0	2	5	7	1	9	1	1	0	0	0	18		
14	Buffen, KJ	1-2	0-0	4-4	1	4	5	3	6	2	2	0	2	21			
15	Rodriguez, Luis	1-2	0-0	0-0	2	2	4	1	2	1	0	1	2	11			
20	Davis, D.C.	1-1	0-0	0-0	0	1	1	0	2	1	0	0	0	11			
30	Morgano, Antonio	0-0	0-0	0-0	0	0	0	0	0	0	0	0	0	1			
	Team				2	1	3										
	Totals	33-63	11-29	6-8	13	28	41	19	83	25	11	3	7	0	200		

FG % 1st Half: 17-27 63.0% 2nd half: 16-36 44.4% Game: 33-63 52.4% Deadball Rebounds 1
3FG % 1st Half: 6-14 42.9% 2nd half: 5-15 33.3% Game: 11-29 37.9%
FT % 1st Half: 4-6 66.7% 2nd half: 2-2 100.0% Game: 6-8 75.0%

Officials: Mike Nance, Robert Felder, Stephen Orkus Jr.
Technical fouls: ULM-None, Ole Miss-None.
Attendance: 6128

Score by periods	1st	2nd	Total
ULM	31	29	60
Ole Miss	44	39	83

	In	Off	2nd	Fast	Bench
Points	Paint	T/O	Chance	Break	
ULM	18	13	5	2	15
Ole Miss	36	20	17	6	20

Last FG - ULM 2nd-00:48, OM 2nd-00:12.
Largest lead - ULM None, OM by 25 2nd-05:33.
ULM led for 00:00, OM led for 38:54. Game was tied for 01:06.

Score tied - 0 times.
Lead changed - 0 times.

GAME 6: OLE MISS 93, SAN DIEGO 86



Official Basketball Box Score -- Game Totals -- Final Statistics
San Diego vs Ole Miss
11-28-18 6:30 p.m. at Oxford, Miss. (The Pavilion at Ole Miss)



San Diego 86 • 5-2

#	Player	Total			3-Ptr			Rebounds			PF	TP	A	TO	Blk	Stl	Min
		FG-FGA	FG-FGA	FT-FTA	FG-FGA	FG-FGA	FT-FTA	Off	Def	Tot							
00	PINEIRO, Isaiah	7-13	1-2	6-6	3	1	4	5	21	3	3	0	0	0	28		
25	MASSALSKI, Yauhen	2-4	0-0	0-0	0	2	2	0	4	0	0	0	0	0	3		
01	WILLIAMS, Tyler	1-7	1-1	2-2	1	3	4	2	5	3	0	0	1	0	38		
03	CARTER III, Olin	6-17	2-9	5-6	0	4	4	3	19	3	2	0	0	0	34		
22	WRIGHT, Isaiah	9-14	4-8	0-1	0	2	2	2	22	6	5	0	3	4	40		
02	CALCATERRA, Joey	0-0	0-0	0-0	0	0	0	1	0	0	0	0	0	0	2		
13	MARTINEZ, Jose	1-2	1-2	2-2	1	0	1	2	5	1	1	0	1	1	11		
15	FLORESCA, Alex	4-4	0-0	0-1	2	3	5	4	8	5	2	0	1	0	36		
23	SULLIVAN, Finn	1-3	0-1	0-0	0	1	1	2	2	0	0	0	0	0	8		
	Team				2	1	3										
	Totals	31-64	9-23	15-18	9	17	26	21	86	21	13	0	6	0	200		

FG % 1st Half: 15-31 48.4% 2nd half: 16-33 48.5% Game: 31-64 48.4% Deadball Rebounds 1
3FG % 1st Half: 3-9 33

GAME 9: OLE MISS 69, SOUTHEASTERN LOUISIANA 47



Official Basketball Box Score -- Game Totals -- Final Statistics
 Southeastern Louisiana vs Ole Miss
 12-12-18 6:30 p.m. at Jackson, Miss. (Mississippi Coliseum)



Southeastern Louisiana 47 • 4-5

#	Player	Total		3-Ptr		Rebounds			PF	TP	A	TO	Blk	Stl	Min
		FG-FGA	FG-FTA	FT-FTA	Off	Def	Tot								
13	Greenwood, Moses	9-10	1-1	1-1	2	4	6	3	20	2	0	0	0	0	28
24	Charleston, Keith	0-6	0-3	0-0	0	2	2	2	0	0	0	0	0	0	21
00	Vaai, Marlan	2-9	0-1	2-3	0	2	2	1	6	6	4	0	1	31	
05	Brown, Kajan	1-5	0-3	0-0	2	1	3	1	2	0	1	0	0	24	
10	Julien, Von	1-3	0-1	0-0	0	2	2	0	2	4	4	0	0	36	
01	Saunders, Jeremiah	0-0	0-0	1-2	0	0	0	1	0	0	0	0	0	1	
02	Diop, Pape	2-6	0-1	0-0	0	4	4	1	4	0	0	0	0	12	
03	Edwards, Parker	1-3	1-3	0-0	0	0	0	0	3	0	0	0	0	5	
04	West, D'Angelo	0-2	0-1	0-0	0	1	1	0	0	0	0	0	0	6	
12	Strange, Matthew	0-0	0-0	0-0	0	0	0	0	0	0	0	0	0	1	
15	Starwood, Maxwell	0-0	0-0	0-0	0	0	0	1	0	0	0	0	0	1	
20	Gonzalez, Brandon	0-1	0-1	0-0	0	0	0	1	0	1	0	0	0	7	
22	Bossetta, Patrick	0-0	0-0	0-0	0	0	0	0	0	0	0	0	0	1	
23	Thomas, Quinton	3-4	0-1	2-2	1	0	1	0	8	2	1	1	0	14	
25	Brewer, Ty	0-2	0-1	1-2	0	0	0	1	1	0	1	0	1	12	
	Team				0	2	2								
	Totals	19-51	2-17	7-10	5	18	23	11	47	15	13	1	2	200	

FG % 1st Half: 7-23 30.4% 2nd half: 12-28 42.9% Game: 19-51 37.3%
 3FG % 1st Half: 1-7 14.3% 2nd half: 5-8 62.5% Game: 2-17 11.8%
 FT % 1st Half: 2-2 100.0% 2nd half: 5-8 62.5% Game: 7-10 70.0%

Deadball Rebounds: 0

Ole Miss 69 • 7-2

#	Player	Total		3-Ptr		Rebounds			PF	TP	A	TO	Blk	Stl	Min
		FG-FGA	FG-FTA	FT-FTA	Off	Def	Tot								
00	Hinson,Blake	4-9	1-3	0-1	3	1	4	2	9	3	0	0	1	26	
12	Stevens, Bruce	3-6	0-1	0-0	1	6	7	2	6	0	1	0	0	23	
02	Shuler,Devontae	7-10	3-4	2-2	0	2	2	1	19	3	1	1	1	32	
03	Davis, Terence	6-11	1-1	2-2	2	4	6	2	15	4	4	0	2	27	
04	Tyree, Breen	1-5	1-3	0-0	0	3	3	3	3	1	1	0	0	34	
01	Naylor, Zach	0-0	0-0	0-0	0	1	1	0	0	1	0	0	0	8	
05	Halums, Brian	0-0	0-0	1-2	0	0	0	0	1	0	0	0	0	1	
13	Olejniczak, Dominik	4-5	0-0	1-1	0	1	1	3	9	1	0	0	1	17	
14	Buffen, KJ	1-2	0-0	1-4	1	2	3	0	3	0	1	0	1	17	
15	Rodriguez, Luis	1-1	0-0	0-0	0	1	1	1	2	1	0	0	0	4	
20	Davis, D.C.	1-4	0-1	0-0	2	0	2	1	2	1	0	0	0	11	
	Team				0	9	9								
	Totals	28-53	6-13	7-12	9	30	39	15	69	16	10	3	5	200	

FG % 1st Half: 13-29 44.8% 2nd half: 15-24 62.5% Game: 28-53 52.8%
 3FG % 1st Half: 3-10 30.0% 2nd half: 3-3 100.0% Game: 6-13 46.2%
 FT % 1st Half: 4-5 80.0% 2nd half: 3-7 42.9% Game: 7-12 58.3%

Deadball Rebounds: 3

Officials: Doug Shows, Anthony Jordan, Will Howard
 Technical fouls: Southeastern Louisiana-None, Ole Miss-None.
 Attendance: 3564

Score by periods	1st	2nd	Total
Southeastern Louisiana	17	30	47
Ole Miss	33	36	69

Points	In	Off	2nd	Fast	Bench
SLU	30	7	2	6	17
OM	36	21	16	4	17

Last FG - SLU 2nd-01:29, OM 2nd-00:22.
 Largest lead - SLU None, OM by 25 2nd-06:07.
 SLU led for 00:00, OM led for 39:00. Game was tied for 01:00.

Score tied - 1 time.
 Lead changed - 0 times.

GAME 11: OLE MISS 74, MIDDLE TENNESSEE 56



Official Basketball Box Score -- Game Totals -- Final Statistics
 Ole Miss vs Middle Tennessee
 12/21/18 7:00 p.m. at Bridgestone Arena



Ole Miss 74 • 9-2

#	Player	Total		3-Ptr		Rebounds			PF	TP	A	TO	Blk	Stl	Min
		FG-FGA	FG-FTA	FT-FTA	Off	Def	Tot								
00	Hinson,Blake	3-8	0-2	2-2	0	2	2	1	8	0	0	0	0	0	25
13	Olejniczak, Dominik	5-6	0-0	0-0	1	2	3	4	10	0	3	0	0	12	
02	Shuler,Devontae	3-8	1-2	0-0	2	2	4	0	7	2	1	2	30		
03	Davis, Terence	2-7	1-3	3-5	1	6	7	3	8	4	4	1	2	28	
04	Tyree, Breen	10-13	4-6	0-0	1	1	2	1	24	1	4	0	2	32	
01	Naylor, Zach	0-1	0-1	0-0	0	1	1	0	0	0	0	0	0	3	
12	Stevens, Bruce	4-9	2-6	2-4	0	4	2	12	2	1	0	1	0	26	
14	Buffen, KJ	1-3	0-1	1-3	3	6	9	2	3	3	3	0	1	19	
15	Rodriguez, Luis	1-2	0-0	0-0	1	2	3	1	2	0	0	2	1	9	
20	Davis, D.C.	0-1	0-1	0-0	2	0	2	1	0	1	0	0	0	16	
30	Morgano, Antonio	0-0	0-0	0-0	0	0	0	0	0	0	0	0	0	0+	
	Team				1	4	5								
	Totals	29-58	8-22	8-14	12	30	42	16	74	13	17	4	9	200	

FG % 1st Half: 13-27 48.1% 2nd half: 16-31 51.6% Game: 29-58 50.0%
 3FG % 1st Half: 6-14 42.9% 2nd half: 2-8 25.0% Game: 8-22 36.4%
 FT % 1st Half: 6-11 54.5% 2nd half: 2-3 66.7% Game: 8-14 57.1%

Deadball Rebounds: 3

Middle Tennessee 56 • 3-9

#	Player	Total		3-Ptr		Rebounds			PF	TP	A	TO	Blk	Stl	Min
		FG-FGA	FG-FTA	FT-FTA	Off	Def	Tot								
22	SCURRY, Reggie	4-4	0-0	5-5	2	0	2	2	13	1	0	0	0	0	22
05	GAMBLE, Karl	0-9	0-2	0-0	2	0	2	3	0	1	2	0	0	18	
03	SIMS, Donovan	2-5	0-1	1-2	1	5	6	1	5	0	5	0	4	36	
10	JOHNSON, Jayce	4-7	0-1	4-8	0	7	7	2	12	2	3	0	0	39	
05	GREEN, Antonio	7-17	5-8	3-4	1	2	3	2	22	0	3	0	1	32	
01	FARQUHAR, Junior	0-2	0-1	0-0	0	0	0	1	0	1	1	0	1	15	
04	HAWTHORNE, James	2-11	0-1	0-0	2	2	4	2	4	2	2	1	2	29	
11	MOSLEY, Lawrence	0-0	0-0	0-0	0	1	1	0	0	0	0	0	0	1	
14	MILLER, Chase	0-1	0-0	0-0	0	0	0	0	0	0	0	0	0	1	
15	MASSENBERG, TJ	0-0	0-0	0-0	1	1	2	0	0	0	1	1	0	6	
24	BUTLER Jr., Darnell	0-0	0-0	0-0	0	0	0	0	0	0	0	0	0	0	
35	LEWIS, Kydjana	0-0	0-0	0-0	0	0	0	0	0	0	0	0	0	0+	
	Team				1	2	3								
	Totals	19-56	5-14	13-19	10	20	30	15	56	7	17	2	8	200	

FG % 1st Half: 9-30 30.0% 2nd half: 10-26 38.5% Game: 19-56 33.9%
 3FG % 1st Half: 2-6 33.3% 2nd half: 3-8 37.5% Game: 5-14 35.7%
 FT % 1st Half: 6-6 100.0% 2nd half: 7-13 53.8% Game: 13-19 68.4%

Deadball Rebounds: 3

Officials: Terry Oglesby, Ted Valentine, Hunter Allan
 Technical fouls: Ole Miss-None, Middle Tennessee-None.
 Attendance: 11294

Score by periods	1st	2nd	Total
Ole Miss	38	36	74
Middle Tennessee	26	30	56

Points	In	Off	2nd	Fast	Bench
OM	30	17	12	8	17
MT	26	21	11	0	4

Last FG - OM 2nd-04:36, MT 2nd-02:56.
 Largest lead - OM by 29 2nd-07:32, MT by 2 1st-19:31.

Score tied - 3 times.
 Lead changed - 3 times.

GAME 10: OLE MISS 90, CHATTANOOGA 70



Official Basketball Box Score -- Game Totals -- Final Statistics
 Chattanooga vs Ole Miss
 12-16-18 5 p.m. at Oxford, Miss. (The Pavilion at Ole Miss)



Chattanooga 70 • 5-7

#	Player	Total		3-Ptr		Rebounds			PF	TP	A	TO	Blk	Stl	Min
		FG-FGA	FG-FTA	FT-FTA	Off	Def	Tot								
01	Scott,Jonathan	4-6	3-4	3-6	2	5	7	3	14	1	3	1	0	29	
34	Easley, Kevin	2-8	0-0	0-0	1	0	1	2	4	3	4	0	1	22	
33	Smallwood, Thomas	1-2	0-0	1-1	1	0	1	5	3	0	3	0	0	10	
02	Johnson Jr., Jerry	3-9	2-5	0-2	0	3	3	2	8	2	2	0	0	21	
03	Jean-Baptiste, David	6-10	3-4	0-0	1	1	2	3	15	1	2	0	0	30	
00	Caldwell, AJ	2-3	2-3	0-0	0	0	0	1	6	1	0	0	0	13	
05	Toatley, Donovan	2-8	1-3	0-0	0	1	1	2	5	10	1	0	0	27	
15	Vila, Ramon	5-8	0-0	0-0	0	2	2	2	10	1	2	0	0	22	
22	Kerby, Keigan	1-3	0-2	0-0	1	3	4	2	2	0	5	2	0	18	
25	Brown, Justin	1-1	0-0	1-1	0	0	0	0	3	0	0	0	0	8	
	Team				3	4	7								
	Totals	27-58	11-21												

GAME 13: OLE MISS 81, VANDERBILT 71

Official Basketball Box Score -- Game Totals -- Final Statistics
Ole Miss vs Vanderbilt
01/05/19 7:30 p.m. at Nashville, Tenn. (Memorial Gym)



Ole Miss 81 • 11-2 1-0

#	Player	Total			3-Ptr			Rebounds			PF	TP	A	TO	Blk	Stl	Min
		FG-FGA	FG-FGA	FT-FTA	FG-FGA	FG-FGA	FT-FTA	Off	Def	Tot							
00	Hinson,Blake	f	3-6	1-2	4-4	0	3	3	4	11	1	1	0	1	28		
13	Olejniczak, Dominik	c	4-6	0-0	0-1	2	1	3	4	8	0	0	2	1	25		
02	Shuler,Devontae	g	2-10	0-4	7-8	2	5	7	1	11	6	2	0	2	37		
03	Davis, Terence	g	4-8	2-4	1-2	0	5	5	4	11	1	2	0	1	21		
04	Tyree,Breinn	g	11-16	3-5	6-6	0	4	4	2	31	3	2	1	0	36		
01	Naylor,Zach	g	0-0	0-0	0-0	1	0	1	1	0	2	0	1	0	8		
12	Stevens, Bruce	g	2-6	0-2	0-0	0	3	3	2	4	0	1	0	0	15		
14	Buffen, KJ	g	2-4	0-0	1-1	2	5	7	3	5	2	4	2	1	20		
20	Davis, D.C.	g	0-1	0-1	0-0	0	2	2	0	0	0	0	0	0	10		
	Team					1	0	1									
Totals			28-57	6-18	19-22	8	28	36	21	81	15	12	6	6	200		
FG % 1st Half:		13-31	41.9%	2nd half:		15-26	57.7%	Game:		28-57	49.1%	Deadball Rebounds					
3FG % 1st Half:		4-10	40.0%	2nd half:		2-8	25.0%	Game:		6-18	33.3%	Rebounds					
FT % 1st Half:		5-7	71.4%	2nd half:		14-15	93.3%	Game:		19-22	86.4%	2					

Vanderbilt 71 • 9-4 0-1

#	Player	Total			3-Ptr			Rebounds			PF	TP	A	TO	Blk	Stl	Min
		FG-FGA	FG-FGA	FT-FTA	FG-FGA	FG-FGA	FT-FTA	Off	Def	Tot							
01	WETZELL, Yanni	f	3-6	0-1	1-3	1	2	3	3	7	0	2	1	2	28		
11	SHITTU, Simisola	f	6-9	0-0	9-15	2	7	9	2	21	3	1	1	1	33		
32	RYAN, Matt	f	3-7	3-5	0-0	0	0	0	2	9	1	1	0	1	28		
00	LEE, Saben	g	3-12	0-2	3-6	0	5	5	2	9	5	2	0	1	35		
02	TOYE, Joe	g	4-12	1-6	3-3	3	4	7	2	12	1	0	1	0	33		
03	EVANS, Maxwell	g	0-1	0-1	0-0	0	0	0	0	0	1	0	0	0	9		
13	MOYER, Matthew	g	0-0	0-0	1-2	1	1	2	0	1	1	1	0	0	8		
15	BROWN, Clevon	g	2-4	0-0	0-0	2	0	2	0	4	0	0	1	0	8		
24	NESMITH, Aaron	g	3-9	2-5	0-0	1	2	3	5	8	1	1	1	1	18		
	Team					3	1	4		2							
Totals			24-60	6-20	17-29	13	22	35	16	71	13	10	5	7	200		
FG % 1st Half:		13-31	41.9%	2nd half:		11-29	37.9%	Game:		24-60	40.0%	Deadball Rebounds					
3FG % 1st Half:		1-7	14.3%	2nd half:		5-13	38.5%	Game:		6-20	30.0%	Rebounds					
FT % 1st Half:		5-10	50.0%	2nd half:		12-19	63.2%	Game:		17-29	58.6%	7					

Officials: Pat Adams, R.B. Clyburn, Robert Felder
Technical fouls: Ole Miss-Buffen, KJ. Vanderbilt-None.
Attendance: 10422

Score by periods	1st	2nd	Total
Ole Miss	35	46	81
Vanderbilt	32	39	71

Last FG - OM 2nd-01:24, VU 2nd-03:46.
Largest lead - OM by 10 2nd-00:31, VU by 6 1st-18:36.
OM led for 15:36. VU led for 17:02. Game was tied for 07:22.

Score tied - 10 times.
Lead changed - 13 times.

GAME 14: OLE MISS 82, #10 AUBURN 67

Official Basketball Box Score -- Game Totals -- Final Statistics
Auburn vs Ole Miss
1-9-19 6 p.m. at Oxford, Miss. (The Pavilion at Ole Miss)



Auburn 67 • 11-3, 0-1 SEC

#	Player	Total			3-Ptr			Rebounds			PF	TP	A	TO	Blk	Stl	Min
		FG-FGA	FG-FGA	FT-FTA	FG-FGA	FG-FGA	FT-FTA	Off	Def	Tot							
05	OKEKE, Chuma	f	2-6	1-3	0-3	2	2	4	3	5	3	4	1	0	34		
50	WILEY, Austin	c	0-5	0-1	0-8	3	4	7	4	6	0	1	2	0	22		
01	HARPER, Jared	g	3-14	2-9	1-2	0	2	2	1	9	5	2	0	0	38		
02	BROWN, Bryce	g	8-24	7-19	0-0	0	0	0	1	23	1	3	0	0	36		
10	DOUGHTY, Samir	g	3-6	3-6	0-0	0	2	2	3	9	2	1	0	2	27		
00	SPENCER, Horace	g	2-4	0-0	0-0	4	3	7	5	4	0	2	0	0	11		
04	DUNBAR, Malik	g	4-4	1-1	2-4	2	2	4	1	11	0	1	1	3	13		
12	MCCORMICK, J'Von	g	0-1	0-0	0-0	0	1	1	0	0	0	1	0	0	6		
24	MCLEMORE, Anfernee	g	0-3	0-0	0-0	0	5	5	5	0	0	0	2	1	13		
	Team					5	0	5	1								
Totals			22-67	14-39	9-17	16	21	37	24	67	11	16	6	6	200		
FG % 1st Half:		9-27	33.3%	2nd half:		13-40	32.5%	Game:		22-67	32.8%	Deadball Rebounds					
3FG % 1st Half:		7-16	43.8%	2nd half:		7-23	30.4%	Game:		14-39	35.9%	Rebounds					
FT % 1st Half:		4-6	66.7%	2nd half:		5-11	45.5%	Game:		9-17	52.9%	5,1					

Ole Miss 82 • 12-2, 2-0 SEC

#	Player	Total			3-Ptr			Rebounds			PF	TP	A	TO	Blk	Stl	Min
		FG-FGA	FG-FGA	FT-FTA	FG-FGA	FG-FGA	FT-FTA	Off	Def	Tot							
00	Hinson,Blake	f	3-6	1-3	0-0	1	3	4	3	7	4	4	0	3	22		
13	Olejniczak, Dominik	c	1-2	0-0	9-12	0	7	7	2	11	2	2	0	1	29		
02	Shuler,Devontae	g	5-9	2-3	2-2	1	0	1	2	14	0	1	0	2	35		
03	Davis, Terence	g	9-15	4-9	5-6	1	11	12	2	27	2	2	1	1	38		
04	Tyree,Breinn	g	1-10	0-1	3-6	1	4	5	1	5	2	6	0	0	35		
12	Stevens, Bruce	g	1-4	0-3	0-0	0	2	2	2	2	2	1	1	1	11		
14	Buffen, KJ	g	4-6	0-0	8-11	3	1	4	3	16	1	1	0	3	23		
20	Davis, D.C.	g	0-1	0-0	0-0	1	1	2	0	0	0	0	0	0	7		
	Team					5	3	8									
Totals			24-53	7-19	27-37	13	32	45	15	82	13	17	2	11	200		
FG % 1st Half:		14-34	41.2%	2nd half:		10-19	52.6%	Game:		24-53	45.3%	Deadball Rebounds					
3FG % 1st Half:		4-14	28.6%	2nd half:		3-5	60.0%	Game:		7-19	36.8%	Rebounds					
FT % 1st Half:		10-13	76.9%	2nd half:		17-24	70.8%	Game:		27-37	73.0%	4					

Officials: Doug Shows, Keith Kimble, Olandis Poole
Technical fouls: Auburn-TEAM. Ole Miss-None.
Attendance: 8241

Score by periods	1st	2nd	Total
Auburn	29	38	67
Ole Miss	42	40	82

Last FG - AU 2nd-01:03, OM 2nd-04:07.
Largest lead - AU None, OM by 15 2nd-01:26.
AU led for 00:00. OM led for 38:51. Game was tied for 00:57.

Score tied - 1 time.
Lead changed - 0 times.

GAME 15: OLE MISS 81, #14 MISSISSIPPI STATE 77

Official Basketball Box Score -- Game Totals -- Final Statistics
Ole Miss vs Mississippi State
01/12/19 12:07 PM at Starkville, Miss. (Humphrey Coliseum)



Ole Miss 81 • 13-2 (3-0 SEC)

#	Player	Total			3-Ptr			Rebounds			PF	TP	A	TO	Blk	Stl	Min
		FG-FGA	FG-FGA	FT-FTA	FG-FGA	FG-FGA	FT-FTA	Off	Def	Tot							
00	Hinson,Blake	f	8-16	5-11	5-8	0	5	5	3	26	1	2	1	2	38		
13	Olejniczak, Dominik	c	3-4	0-0	0-0	0	1	1	1	6	1	1	2	0	19		
02	Shuler,Devontae	g	3-7	2-4	2-3	2	4	6	2	10	1	3	0	0	36		
03	Davis, Terence	g	5-10	2-5	0-0	1	4	5	3	12	3	2	0	0	38		
04	Tyree,Breinn	g	5-12	1-6	8-9	0	1	1	1	19	5	0	0	0	25		
01	Naylor,Zach	g	0-0	0-0	0-0	0	0	0	0	0	0	0	0	0	1		
12	Stevens, Bruce	g	2-6	2-4	0-0	2	6	8	2	6	1	1	0	0	21		
14	Buffen, KJ	g	0-0	0-0	0-0	1	0	1	4	0	2	1	0	1	8		
15	Rodriguez, Luis	g	0-0	0-0	0-0	0	0	0	1	0	1	0	0	0	4		
20	Davis, D.C.	g	1-3	0-1	0-0	0	0	0	2	0	0	0	0	0	10		
	Team					3	0	3									
Totals			27-58	12-31	15-20	9	21	30	17	81	15	10	3	3	200		
FG % 1st Half:		14-30	46.7%	2nd half:		13-28	46.4%	Game:		27-58	46.6%	Deadball Rebounds					
3FG % 1st Half:		5-16	31.3%	2nd half:		7-15	46.7%	Game:		12-31	38.7%	Rebounds					
FT % 1st Half:		6-7	85.7%	2nd half:		9-13	69.2%	Game:		15-20	75.0%	2,1					

Mississippi State 77 • 12-3 (0-2 SEC)

#	Player	Total			3-Ptr			Rebounds			PF	TP	A	TO	Blk	Stl	Min
		FG-FGA	FG-FGA	FT-FTA	FG-FGA	FG-FGA	FT-FTA	Off	Def	Tot							
24	Abdul Ado	f	3-6	0-0	0-0	6	5	11	2	6	0	3	2				

2018-19 REVIEW

GAME 17: #18 OLE MISS 84, ARKANSAS 67



Official Basketball Box Score - Game Totals - Final Statistics
Arkansas vs Ole Miss
1-19-19 12 p.m. at Oxford, Miss. (The Pavilion at Ole Miss)



Arkansas 67 • 10-7, 1-4 SEC

#	Player	Total			3-Ptr			Rebounds			PF	TP	A	TO	Blk	Stl	Min
		FG-FGA	FG-FGA	FT-FTA	FG-FGA	FG-FGA	FT-FTA	Off	Def	Tot							
10	GAFFORD, Daniel	1	2-6	0-0	5-6	0	10	10	2	9	1	5	2	1	31		
35	CHANEY, Reggie	f	2-3	0-0	0-0	1	0	1	2	4	0	0	0	0	12		
01	JOE, Isaiah	g	4-11	3-9	0-0	2	3	5	0	11	1	0	0	0	33		
05	HARRIS, Jalen	g	1-4	1-3	0-0	1	5	6	1	3	7	4	0	1	30		
13	JONES, Mason	g	1-10	0-6	3-4	1	1	2	2	5	2	1	1	2	31		
00	SILLS, Desi	g	0-0	0-0	2-2	0	0	0	1	2	0	3	0	0	7		
02	BAILEY, Adrio	g	2-4	0-0	0-0	1	1	2	2	4	2	0	0	0	10		
11	EMBERY-SIMPSON, K.	g	5-8	2-5	4-5	1	0	1	1	16	0	0	0	1	20		
22	OSABUOHIEN, Gabe	g	5-9	0-0	3-4	2	1	3	4	13	1	4	0	1	26		
Team						1			0								
Totals			22-55	6-23	17-21	10	21	31	15	67	14	17	3	6	200		

FG % 1st Half: 11-25 44.0% 2nd half: 11-30 36.7% Game: 22-55 40.0% Deadball Rebounds 0.1
3FG % 1st Half: 3-9 33.3% 2nd half: 3-14 21.4% Game: 6-23 26.1%
FT % 1st Half: 10-13 76.9% 2nd half: 7-8 87.5% Game: 17-21 81.0%

Ole Miss 84 • 14-3, 4-1 SEC

#	Player	Total			3-Ptr			Rebounds			PF	TP	A	TO	Blk	Stl	Min
		FG-FGA	FG-FGA	FT-FTA	FG-FGA	FG-FGA	FT-FTA	Off	Def	Tot							
00	Hinson,Blake	f	1-5	0-3	1-2	0	4	4	3	3	1	3	0	0	19		
13	Olejniczak, Dominik	c	5-7	0-0	3-3	1	4	5	2	13	1	1	2	0	22		
03	Davis,Terence	g	6-11	2-5	4-5	2	7	9	4	18	7	3	0	5	32		
04	Tyree,Breoin	g	7-15	2-7	6-6	2	2	4	1	22	2	2	1	3	36		
20	Davis, D.C.	g	3-5	0-1	1-1	1	1	2	2	7	4	0	0	1	27		
01	Naylor,Zach	g	0-0	0-0	0-0	0	1	1	0	0	0	0	0	0	2		
02	Shuler,Devontae	g	1-6	1-3	0-0	0	2	2	1	3	3	3	0	2	25		
12	Stevens, Bruce	g	6-7	2-3	0-0	3	4	7	2	14	1	0	0	1	18		
14	Buffen, KJ	g	2-8	0-0	0-0	2	2	4	3	4	0	1	0	1	19		
Team						2			2								
Totals			31-64	7-22	15-17	13	27	40	18	84	19	13	3	13	200		

FG % 1st Half: 18-35 51.4% 2nd half: 13-29 44.8% Game: 31-64 48.4% Deadball Rebounds 0
3FG % 1st Half: 3-11 27.3% 2nd half: 4-11 36.4% Game: 7-22 31.8%
FT % 1st Half: 7-8 87.5% 2nd half: 8-9 88.9% Game: 15-17 88.2%

Officials: Doug Shows, Tony Greene, R.B. Clyburn
Technical fouls: Arkansas-None. Ole Miss-None.
Attendance: 9500

Score by periods	1st	2nd	Total
Arkansas	35	32	67
Ole Miss	46	38	84

Last FG - AR 2nd-00:07, OM 2nd-00:16.
Largest lead - AR None, OM by 19 2nd-02:00.
AR led for 00:00. OM led for 39:20. Game was tied for 00:40.

Score tied - 0 times.
Lead changed - 0 times.

GAME 19: #24 IOWA STATE 87, #20 OLE MISS 73



Official Basketball Box Score - Game Totals - Final Statistics
Iowa State vs Ole Miss
1-26-19 11 a.m. at Oxford, Miss. (The Pavilion at Ole Miss)



Iowa State 87 • 15-5

#	Player	Total			3-Ptr			Rebounds			PF	TP	A	TO	Blk	Stl	Min
		FG-FGA	FG-FGA	FT-FTA	FG-FGA	FG-FGA	FT-FTA	Off	Def	Tot							
22	Jacobson, Michael	f	3-5	0-0	0-0	0	2	2	3	6	0	1	0	0	23		
01	Weiler-Babb, Nick	g	4-5	0-1	0-0	1	8	9	2	8	8	3	0	0	37		
03	Shayok, Marial	g	6-9	3-5	2-2	0	1	1	3	17	1	5	0	0	26		
11	Horton-Tucker, Talen	g	11-18	1-4	0-1	0	8	8	1	23	5	3	0	1	34		
22	Halliburton, Tyrese	g	2-2	1-1	0-0	0	3	3	2	5	9	3	0	0	37		
00	Griffin, Zion	g	1-1	0-0	0-0	0	0	0	0	2	0	0	0	0	2		
02	Lard, Cameron	g	4-4	0-0	0-0	0	1	1	2	8	1	1	3	0	16		
04	Conditt IV, George	g	0-0	0-0	0-0	0	0	0	0	0	0	0	0	0	1		
05	Wigginton, Lindell	g	7-10	3-4	1-1	2	3	5	1	18	2	3	0	0	21		
23	Talley Jr., Zoran	g	0-1	0-0	0-0	0	2	2	0	0	0	0	0	0	3		
Team						2			1								
Totals			38-55	8-15	3-4	5	29	34	14	87	26	19	3	1	200		

FG % 1st Half: 18-29 62.1% 2nd half: 20-26 76.9% Game: 38-55 69.1% Deadball Rebounds 0.1
3FG % 1st Half: 4-9 44.4% 2nd half: 4-6 66.7% Game: 8-15 53.3%
FT % 1st Half: 3-3 100.0% 2nd half: 0-1 0.0% Game: 3-4 75.0%

Ole Miss 73 • 14-5

#	Player	Total			3-Ptr			Rebounds			PF	TP	A	TO	Blk	Stl	Min
		FG-FGA	FG-FGA	FT-FTA	FG-FGA	FG-FGA	FT-FTA	Off	Def	Tot							
00	Hinson,Blake	f	3-10	3-8	4-4	4	1	5	1	13	0	0	0	1	30		
13	Olejniczak, Dominik	c	3-7	0-0	0-0	3	2	5	1	6	0	0	0	0	25		
02	Shuler,Devontae	g	4-7	2-3	0-0	0	3	3	1	10	4	1	0	3	35		
03	Davis,Terence	g	4-14	1-5	7-8	4	2	6	1	16	4	3	0	2	35		
04	Tyree,Breoin	g	9-22	2-5	2-3	0	0	0	3	22	1	3	0	1	36		
05	Halums,Brian	g	0-1	0-1	2-2	0	0	0	0	2	0	0	0	0	2		
12	Stevens, Bruce	g	1-5	0-2	0-0	1	2	3	1	2	1	0	0	1	10		
14	Buffen, KJ	g	1-3	0-0	0-0	1	0	1	2	2	0	1	0	0	16		
15	Rodriguez, Luis	g	0-0	0-0	0-0	0	2	2	1	0	0	0	0	0	5		
20	Davis, D.C.	g	0-0	0-0	0-0	0	1	1	0	0	0	0	0	0	6		
Team						2			2								
Totals			25-69	8-24	15-17	15	13	28	11	73	10	8	0	8	200		

FG % 1st Half: 13-38 34.2% 2nd half: 12-31 38.7% Game: 25-69 36.2% Deadball Rebounds 1
3FG % 1st Half: 5-12 41.7% 2nd half: 3-12 25.0% Game: 8-24 33.3%
FT % 1st Half: 7-8 87.5% 2nd half: 8-9 88.9% Game: 15-17 88.2%

Officials: Pat Adams, Olandis Poole, John Hampton
Technical fouls: Iowa State-None. Ole Miss-None.
Attendance: 8839

Score by periods	1st	2nd	Total
Iowa State	43	44	87
Ole Miss	38	35	73

Last FG - ISU 2nd-01:00, OM 2nd-02:00.
Largest lead - ISU by 17 2nd-03:59, OM None.
ISU led for 38:24. OM led for 00:00. Game was tied for 01:36.

Score tied - 0 times.
Lead changed - 0 times.

GAME 18: ALABAMA 74, #20 OLE MISS 53



Official Basketball Box Score - Game Totals - Final Statistics
Ole Miss vs Alabama
1/22/19 8:05 p.m. CT at Tuscaloosa, Ala. (Coleman Coliseum)



Ole Miss 53 • 14-4, 4-2

#	Player	Total			3-Ptr			Rebounds			PF	TP	A	TO	Blk	Stl	Min
		FG-FGA	FG-FGA	FT-FTA	FG-FGA	FG-FGA	FT-FTA	Off	Def	Tot							
00	Hinson,Blake	f	2-6	1-2	0-0	1	3	4	2	5	0	1	0	0	22		
13	Olejniczak, Dominik	c	2-4	0-0	0-0	4	2	6	1	4	1	3	1	1	24		
02	Shuler,Devontae	g	1-3	0-0	0-0	0	1	1	0	2	1	1	0	0	17		
03	Davis,Terence	g	3-7	2-5	2-4	0	3	3	5	10	0	5	0	0	19		
04	Tyree,Breoin	g	4-8	1-3	0-0	0	4	4	2	9	2	2	0	1	26		
01	Naylor,Zach	g	0-1	0-1	0-0	0	0	0	0	0	0	0	0	0	0+		
05	Halums,Brian	g	2-6	1-2	0-0	0	0	0	0	1	5	0	1	0	11		
12	Stevens, Bruce	g	3-5	1-2	0-0	1	5	6	3	7	0	1	0	0	23		
14	Buffen, KJ	g	0-4	0-1	1-4	0	1	1	2	1	0	0	1	0	16		
15	Rodriguez, Luis	g	2-2	0-0	3-4	1	0	1	3	7	1	1	1	0	18		
20	Davis, D.C.	g	1-4	0-2	1-2	0	2	2	1	3	1	1	0	0	24		
Team						3			1								
Totals			20-50	6-20	7-14	10	22	32	20	53	6	16	4	1	200		

FG % 1st Half: 10-22 45.5% 2nd half: 10-28 35.7% Game: 20-50 40.0% Deadball Rebounds 3
3FG % 1st Half: 4-10 40.0% 2nd half: 2-10 20.0% Game: 6-20 30.0%
FT % 1st Half: 2-4 50.0% 2nd half: 5-10 50.0% Game: 7-14 50.0%

Alabama 74 • 12-6, 3-3

#	Player	Total			3-Ptr			Rebounds			PF	TP	A	TO	Blk	Stl	Min
		FG-FGA	FG-FGA	FT-FTA	FG-FGA	FG-FGA	FT-FTA	Off	Def	Tot							
00	Hall, Donta	f	3-5	0-0	5-6	6	4	10	3	11	0	2	3	2	22		
34	Mack, Tevin	f	1-4	0-1	2-2	2	2	4	1	4	1	0	0	1	16		
02	Lewis Jr., Kira	g	2-8	1-3	2-2	0	2	2	0	7	1	0	1	1	25		
10	Jones, Herbert	g	2-7	0-0	4-6	3	5	8	0	8	2	2	0	2	27		
12	Ingram, Dazon	g	4-9	1-3													

GAME 21: #21 MISSISSIPPI STATE 81, OLE MISS 75



Official Basketball Box Score -- Game Totals -- Final Statistics
 Mississippi State vs Ole Miss
 2-2-19 2:30 p.m. at Oxford, Miss. (The Pavilion at Ole Miss)



Mississippi State 81 • 16-5, 4-4 SEC

#	Player	Total			3-Ptr			Rebounds			PF	TP	A	TO	Blk	Stl	Min
		FG-FGA	FG-FGA	FT-FTA	Off	Def	Total	Off	Def	Total							
01	Reggie Perry	f	6-15	2-2	7-9	7	4	11	3	21	1	3	2	0	0	34	
24	Abdul Ado	f	1-1	0-0	2-3	0	3	3	2	4	0	1	1	1	25		
02	Lamar Peters	g	3-11	2-5	1-5	2	2	4	1	9	6	4	0	2	30		
11	Q Weatherspoon	g	8-13	3-6	8-9	2	6	8	3	27	2	2	0	4	35		
23	Tyson Carter	g	2-5	0-2	1-1	0	2	2	5	4	2	0	1	1	21		
00	Nick Weatherspoon	g	3-5	0-0	0-1	0	3	3	2	6	0	0	0	0	26		
12	Robert Woodard II	g	4-5	1-1	0-0	2	1	3	1	9	0	3	0	1	20		
35	Aric Holman	g	0-3	0-1	0-0	2	2	2	0	0	0	0	0	0	9		
Team						2	2	4			1						
Totals			27-58	8-17	19-28	15	25	40	16	81	13	16	3	9	200		

FG % 1st Half: 14-33 42.4% 2nd half: 13-25 52.0% Game: 27-58 46.6% Deadball Rebounds 3.1
 3FG % 1st Half: 4-10 40.0% 2nd half: 4-7 57.1% Game: 8-17 47.1%
 FT % 1st Half: 7-13 53.8% 2nd half: 12-15 80.0% Game: 19-28 67.9%

Ole Miss 75 • 14-7, 4-4 SEC

#	Player	Total			3-Ptr			Rebounds			PF	TP	A	TO	Blk	Stl	Min
		FG-FGA	FG-FGA	FT-FTA	Off	Def	Total	Off	Def	Total							
14	Buffen, KJ	f	0-2	0-0	1-2	2	2	4	3	1	0	3	0	0	0	21	
13	Olejniczak, Dominik	c	0-2	0-0	0-0	0	0	0	2	0	2	1	1	0	0	19	
02	Shuler,Devontae	g	4-8	3-4	3-3	0	4	4	2	14	5	2	0	3	23		
03	Davis,Terence	g	7-13	1-4	0-0	1	7	8	5	15	2	3	1	0	33		
04	Tyree,Breoin	g	7-15	5-7	6-6	0	1	1	0	25	2	4	2	3	37		
00	Hinson,Blake	g	3-7	1-3	0-1	0	1	1	3	7	1	0	0	0	27		
05	Halums,Brian	g	0-0	0-0	0-0	0	1	1	2	0	0	0	0	0	1		
12	Stevens, Bruce	g	5-10	1-3	2-2	1	0	1	1	13	0	0	0	0	28		
20	Davis, D.C.	g	0-0	0-0	0-0	0	1	1	0	0	2	0	0	0	12		
Team						2	5	7									
Totals			26-57	11-21	12-14	6	22	28	19	75	14	13	4	6	200		

FG % 1st Half: 14-25 56.0% 2nd half: 12-32 37.5% Game: 26-57 45.6% Deadball Rebounds 1
 3FG % 1st Half: 6-9 66.7% 2nd half: 5-12 41.7% Game: 11-21 52.4%
 FT % 1st Half: 9-9 100.0% 2nd half: 3-5 60.0% Game: 12-14 85.7%

Officials: Byron Jarrett, Brian Shay, John Hampton
 Technical fouls: Mississippi State-None. Ole Miss-None.
 Attendance: 9500

Score by periods	1st	2nd	Total
Mississippi State	39	42	81
Ole Miss	43	32	75

	Points	In	Off	2nd	Fast	Bench
MS	30	28	15	19	4	15
OM	28	22	6	12	20	

Last FG - MS 2nd-03:32, OM 2nd-03:53.
 Largest lead - MS by 7 1st-13:14, OM by 7 2nd-17:43.
 MS led for 20:39, OM led for 16:46. Game was tied for 02:35.
 Score tied - 7 times. Lead changed - 8 times.

GAME 23: OLE MISS 80, GEORGIA 64



Official Basketball Box Score -- Game Totals -- Final Statistics
 Ole Miss vs Georgia
 02/09/19 1:00 PM ET at Stegeman Coliseum - Athens, Ga.



Ole Miss 80 • 16-7, 6-4

#	Player	Total			3-Ptr			Rebounds			PF	TP	A	TO	Blk	Stl	Min
		FG-FGA	FG-FGA	FT-FTA	Off	Def	Total	Off	Def	Total							
00	Hinson,Blake	f	4-7	3-5	2-2	0	2	2	4	13	1	0	0	0	0	26	
13	Olejniczak, Dominik	c	1-3	0-0	0-0	1	1	2	0	2	0	0	1	0	16		
02	Shuler,Devontae	g	3-7	2-4	0-0	0	7	7	3	8	1	2	0	0	34		
03	Davis,Terence	g	4-14	1-4	3-4	2	3	5	2	12	4	2	0	4	31		
04	Tyree,Breoin	g	11-22	3-8	6-7	0	1	1	1	31	1	3	1	0	11		
01	Naylor,Zach	g	0-0	0-0	0-0	0	0	0	0	0	0	0	0	0	1		
05	Halums,Brian	g	0-0	0-0	0-2	0	0	0	0	0	0	0	0	0	1		
12	Stevens, Bruce	g	1-3	0-1	4-4	4	5	9	3	6	1	1	0	2	23		
14	Buffen, KJ	g	2-2	0-0	0-0	1	3	4	4	4	0	1	0	1	15		
15	Rodriguez, Luis	g	0-0	0-0	0-0	0	0	0	0	0	1	0	0	1	2		
20	Davis, D.C.	g	2-5	0-3	0-0	1	1	2	0	4	3	1	0	0	15		
Team						4	2	6									
Totals			28-63	9-25	15-19	13	25	38	17	80	12	10	2	10	200		

FG % 1st Half: 17-35 48.6% 2nd half: 11-28 39.3% Game: 28-63 44.4% Deadball Rebounds 2.1
 3FG % 1st Half: 7-16 43.8% 2nd half: 2-9 22.2% Game: 9-25 36.0%
 FT % 1st Half: 4-5 80.0% 2nd half: 11-14 78.6% Game: 15-19 78.9%

Georgia 64 • 10-13, 1-8

#	Player	Total			3-Ptr			Rebounds			PF	TP	A	TO	Blk	Stl	Min
		FG-FGA	FG-FGA	FT-FTA	Off	Def	Total	Off	Def	Total							
20	HAMMONDS, RAYSHAUN	f	3-8	2-3	2-2	0	3	3	5	10	2	5	0	0	22		
33	CLAXTON, NICOLAS	f	3-8	0-2	2-5	3	3	6	3	8	1	1	2	2	31		
34	OGBEIDE, DEREK	f	3-4	0-0	0-1	1	2	3	1	6	1	0	0	0	22		
01	HIGHTOWER, TESHAWN	g	3-6	3-5	0-0	0	2	2	2	9	1	3	0	0	18		
02	HARRIS, JORDAN	g	3-11	1-4	3-4	3	8	11	3	10	2	3	2	2	33		
00	JACKSON II, WILLIAM	g	2-5	2-3	0-0	1	0	1	2	6	2	2	0	1	20		
04	CRUMP, TYREE	g	2-7	2-2	0-0	0	0	0	3	10	2	2	0	0	17		
05	TOPPIN, JOJO	g	0-0	0-0	0-0	0	1	1	0	0	0	0	0	0	1		
11	HARRISON, CHRISTIAN	g	0-0	0-0	0-0	0	0	0	0	0	0	1	0	0	2		
13	WILDRIDGE, ETORRION	g	0-0	0-0	2-2	0	1	1	0	2	0	0	0	0	15		
14	FAGAN, TYE	g	1-2	1-1	0-0	0	0	0	0	3	0	2	1	0	12		
24	O'NEILL, CONNOR	g	0-0	0-0	0-0	0	0	0	0	0	0	0	0	0	1		
25	NGUMEZI, AMANZE	g	0-1	0-0	0-0	0	1	1	0	0	0	0	0	0	3		
32	EDWARDS, MIKE	g	0-0	0-0	0-0	0	0	0	0	0	0	0	0	0	1		
43	SARGIUNAS, IGNAS	g	0-0	0-0	0-0	0	0	0	0	0	0	0	0	0	2		
Team						1	2	3			1						
Totals			21-52	11-25	11-16	9	23	32	20	64	11	20	5	5	200		

FG % 1st Half: 10-23 43.5% 2nd half: 11-29 37.9% Game: 21-52 40.4% Deadball Rebounds 1.1
 3FG % 1st Half: 7-13 53.8% 2nd half: 4-12 33.3% Game: 11-25 44.0%
 FT % 1st Half: 6-8 75.0% 2nd half: 5-8 62.5% Game: 11-16 68.8%

Officials: Claudius Poole, R.B. Ciyburn, Josue Nieves
 Technical fouls: Ole Miss-Shuler,Devontae. Georgia-CLAXTON, NICOLAS.
 Attendance: 10033

Score by periods	1st	2nd	Total
Ole Miss	45	35	80
Georgia	33	31	64

	Points	In	Off	2nd	Fast	Bench
OM	28	18	19	21	2	14
UGA	18	13	5	5	2	21

Last FG - OM 2nd-02:55, UGA 2nd-00:36.
 Largest lead - OM by 18 2nd-03:38, UGA by 10 1st-15:27.
 OM led for 29:17, UGA led for 08:47. Game was tied for 01:56.
 Score tied - 2 times. Lead changed - 3 times.

GAME 22: OLE MISS 75, TEXAS A&M 71



Official Basketball Box Score -- Game Totals -- Final Statistics
 Texas A&M vs Ole Miss
 2-6-19 6 p.m. at Oxford, Miss. (The Pavilion at Ole Miss)



Texas A&M 71 • 8-13, 1-8 SEC

#	Player	Total			3-Ptr			Rebounds			PF	TP	A	TO	Blk	Stl	Min
		FG-FGA	FG-FGA	FT-FTA	Off	Def	Total	Off	Def	Total							
01	Flagg,Savion	f	1-10	0-5	0-2	0	2	2	2	2	2	3	0	0	32		
21	Mekowulu,Christian	f	1-3	0-0	0-0	1	3	4	3	2	2	1	0	0	15		
00	Chandler,Jay Jay	g	2-5	0-1	0-0	1	2	3	4	2	3	0	3	0	16		
02	Starks,TJ	g	0-1	0-0	0-0	0	0	0	0	1	0	1	0	1	6		
11	Mitchell,Wendell	g	10-23	3-7	0-0	0	4	4	4	23	4	2	6	1	37		
04	French,Mark	g	0-0	0-0	0-0	0	0	0	0	0	0	1	1	0	6		
12	Collins,Chris	g	1-2	1-2	0-0	2	2	4	3	4	0	0	1	1	18		
13	Mahan,Brian	g	7-9	6-7	0-0	2	2	4	3	20	0	0	0	1	29		
24	Walker, John	g	1-1	1-1	0-1	0	2	2	0	3	0	1	0	0	16		
32	Nebo,Josh	g	5-8	0-0	4-5	6	4	10	1	14	0	0	2	1	25		
Team						3	4	7									
Totals			28-62	11-23	4-8	13	25	38	21	71	16						

GAME 29: ARKANSAS 74, OLE MISS 73

Official Basketball Box Score -- Game Totals -- Final Statistics
 Ole Miss vs Arkansas
 03/02/19 12:01 pm at Fayetteville, Ark. - Bud Walton Arena



Ole Miss 73 • 19-10,9-7 SEC

#	Player	Total			3-Ptr			Rebounds			PF	TP	A	TO	Blk	Stl	Min
		FG-FGA	FG-FGA	FT-FTA	FG-FGA	FG-FGA	FT-FTA	Off	Def	Tot							
00	Hinson,Blake	3-7	1-5	0-0	0	4	2	7	2	1	0	0	21				
12	Stevens, Bruce	5-6	1-2	1-2	0	2	2	5	12	0	1	1	23				
02	Shuler,Devontae	4-7	0-1	4-4	1	5	6	0	12	4	4	0	31				
04	Tyree,Breain	8-14	2-6	2-2	0	2	2	3	20	5	3	0	30				
20	Davis, D.C.	0-3	0-2	0-0	0	1	1	2	0	1	1	0	18				
03	Davis, Terence	4-8	2-6	2-2	0	5	5	2	12	3	2	0	32				
13	Olejniczak, Dominik	3-4	0-0	0-1	1	0	1	2	6	0	1	0	17				
14	Buffen, KJ	2-5	0-0	0-0	2	2	4	2	4	0	1	0	23				
15	Rodriguez, Luis	0-0	0-0	0-0	0	0	0	0	0	0	0	0	5				
	Team				4	1	5			2			200				
	Totals	29-54	6-22	9-11	8	22	30	18	73	15	16	1	6				

FG % 1st Half:	13-24	54.2%	2nd half:	16-28	57.1%	Game:	29-54	53.7%	Deadball Rebounds:	
3FG % 1st Half:	4-14	28.6%	2nd half:	2-8	25.0%	Game:	6-22	27.3%		1,2
FT % 1st Half:	5-7	71.4%	2nd half:	4-4	100.0%	Game:	9-11	81.8%		

Arkansas 74 • 15-14, 6-10 SEC

#	Player	Total			3-Ptr			Rebounds			PF	TP	A	TO	Blk	Stl	Min
		FG-FGA	FG-FGA	FT-FTA	FG-FGA	FG-FGA	FT-FTA	Off	Def	Tot							
10	GAFFORD, Daniel	7-9	0-0	3-8	0	2	2	1	17	0	1	2	0	28			
22	OSABUOHEN, Gabe	1-4	0-0	0-0	0	1	1	2	2	4	1	0	2	19			
00	SILLS, Desi	2-6	1-2	0-0	0	2	2	2	5	1	2	0	3	22			
01	JOE, Isaiah	3-8	2-6	1-1	0	2	2	2	9	2	0	2	1	32			
05	HARRIS, Jalen	3-4	0-0	4-5	0	1	1	3	10	9	1	0	28				
02	BAILEY, Adrio	3-5	0-0	0-0	1	3	4	1	6	0	1	0	2	16			
11	EMBERY-SIMPSON, K.	0-2	0-2	0-0	2	0	2	0	0	3	0	0	10				
13	JONES, Mason	7-10	6-8	2-4	0	3	2	22	2	4	0	1	29				
35	CHANEY, Reggie	1-1	0-0	1-2	1	1	2	0	3	2	0	0	1	16			
	Team				0	2	2						200				
	Totals	27-49	9-18	11-20	4	17	21	15	74	20	13	4	10				

FG % 1st Half:	13-24	54.2%	2nd half:	14-25	56.0%	Game:	27-49	55.1%	Deadball Rebounds:	
3FG % 1st Half:	4-8	50.0%	2nd half:	5-10	50.0%	Game:	9-18	50.0%		3,1
FT % 1st Half:	4-11	36.4%	2nd half:	7-9	77.8%	Game:	11-20	55.0%		

Officials: Todd Austin, Rob Rorke, Gerald Williams
 Technical fouls: Ole Miss-None, Arkansas-None.
 Attendance: 17320
 Tickets Scanned: 9,942
 Fouled out: Ole Miss #12, Stevens (3:22 2H)

Score by periods	1st	2nd	Total
Ole Miss	35	38	73
Arkansas	34	40	74

	In	Off	2nd	Fast	Bench
Points	34	12	19	8	22
OM	34	12	19	8	22
AR	34	13	9	8	31

Last FG - OM 2nd-01:07, AR 2nd-00:05.
 Largest lead - OM by 8 1st-09:49, AR by 4 2nd-08:17.
 OM led for 27:00, AR led for 11:33. Game was tied for 01:25.

Score tied - 4 times.
 Lead changed - 21 times.

GAME 31: OLE MISS 73, MISSOURI 68

Official Basketball Box Score -- Game Totals -- Final Statistics
 Ole Miss vs Missouri
 03/09/19 2:30 PM at Mizzou Arena



Ole Miss 73 • 20-11 (10-8)

#	Player	Total			3-Ptr			Rebounds			PF	TP	A	TO	Blk	Stl	Min
		FG-FGA	FG-FGA	FT-FTA	FG-FGA	FG-FGA	FT-FTA	Off	Def	Tot							
00	Hinson,Blake	2-4	0-1	0-0	0	3	3	1	4	0	0	0	0	20			
02	Shuler,Devontae	7-9	3-4	1-2	0	2	2	3	18	4	1	0	3	29			
03	Davis, Terence	2-10	0-4	3-3	0	2	2	1	7	2	1	1	33				
04	Tyree,Breain	6-13	3-7	6-7	0	0	0	2	21	2	0	0	38				
12	Stevens, Bruce	2-4	1-3	4-4	0	4	4	3	9	0	1	1	26				
13	Olejniczak, Dominik	2-3	0-0	0-0	0	3	3	4	4	0	2	2	14				
14	Buffen, KJ	2-5	1-2	3-3	3	3	6	2	8	1	2	0	26				
15	Rodriguez, Luis	0-0	0-0	0-0	0	0	0	0	0	0	0	0	3				
20	Davis, D.C.	0-3	0-1	2-2	1	1	2	1	2	0	0	0	11				
	Team				1	2	3			9	8	5	4				
	Totals	23-51	8-22	19-21	5	20	25	16	73	1	8	5	4				

FG % 1st Half:	8-25	32.0%	2nd half:	15-26	57.7%	Game:	23-51	45.1%	Deadball Rebounds:	
3FG % 1st Half:	1-8	12.5%	2nd half:	7-14	50.0%	Game:	8-22	36.4%		2,1
FT % 1st Half:	9-9	100.0%	2nd half:	10-12	83.3%	Game:	19-21	90.5%		

Missouri 68 • 14-16 (5-13)

#	Player	Total			3-Ptr			Rebounds			PF	TP	A	TO	Blk	Stl	Min
		FG-FGA	FG-FGA	FT-FTA	FG-FGA	FG-FGA	FT-FTA	Off	Def	Tot							
00	WATSON, Torrence	4-10	3-7	3-4	0	4	4	1	14	0	1	0	1	39			
01	PINSON, Xavier	8-12	2-5	2-2	1	2	3	4	20	6	2	0	0	29			
15	GEIST, Jordan	4-9	2-3	2-2	1	4	5	4	12	4	1	0	0	34			
23	TILMON, Jeremiah	4-9	0-0	3-4	1	6	7	3	11	0	0	2	1	34			
24	PURYEAR, Kevin	3-6	0-0	0-0	1	0	1	3	6	1	1	0	0	27			
03	SUGGS, Ronnie	0-1	0-1	0-0	0	3	3	1	0	1	2	0	0	18			
05	SMITH, Mitchell	2-4	1-1	0-0	0	1	1	2	5	0	1	0	0	13			
14	NIKKO, Reed	0-1	0-0	0-0	1	2	3	0	0	0	1	1	0	6			
	Team				2	1	3			1							
	Totals	25-52	8-17	10-12	7	23	30	18	68	12	10	3	2				

FG % 1st Half:	12-24	50.0%	2nd half:	13-28	46.4%	Game:	25-52	48.1%	Deadball Rebounds:	
3FG % 1st Half:	5-7	71.4%	2nd half:	3-10	30.0%	Game:	8-17	47.1%		1
FT % 1st Half:	5-6	83.3%	2nd half:	5-6	83.3%	Game:	10-12	83.3%		

Officials: Bart Lenox, K.B. Burdett Jr., Gerald Williams
 Technical fouls: Ole Miss-None, Missouri-None.
 Attendance: 11050

Score by periods	1st	2nd	Total
Ole Miss	26	47	73
Missouri	34	34	68

	In	Off	2nd	Fast	Bench
Points	24	11	7	4	14
OM	30	7	2	2	5
MIZ	30	7	2	2	5

Last FG - OM 2nd-00:52, MIZ 2nd-03:36.
 Largest lead - OM by 7 1st-09:58, MIZ by 11 1st-00:50.
 OM led for 15:15, MIZ led for 23:50. Game was tied for 00:55.

Score tied - 4 times.
 Lead changed - 8 times.

GAME 30: #6 KENTUCKY 80, OLE MISS 76

Official Basketball Box Score -- Game Totals -- Final Statistics
 Kentucky vs Ole Miss
 3/5/19 8:05 p.m. at Oxford, Miss. (The Pavilion at Ole Miss)



Kentucky 80 • 25-5, 14-3 SEC

#	Player	Total			3-Ptr			Rebounds			PF	TP	A	TO	Blk	Stl	Min
		FG-FGA	FG-FGA	FT-FTA	FG-FGA	FG-FGA	FT-FTA	Off	Def	Tot							
23	Montgomery, EJ	1-4	0-1	0-0	0	1	5	6	1	2	0	0	4	0	26		
25	Washington, PJ	6-11	0-0	1-2	0	1	1	3	13	4	1	2	0	26			
02	Hagans, Ashton	3-3	0-0	4-5	0	2	2	3	10	2	3	0	0	30			
03	Johnson, Keldon	9-18	1-2	3-7	2	5	7	1	22	3	1	0	1	38			
14	Harro, Tyler	8-12	2-4	2-2	0	5	5	1	20	2	0	0	3	38			
04	Richards, Nick	2-3	0-0	2-2	1	3	4	5	6	0	1	1	0	18			
05	Quickley, Immanuel	1-4	1-2	2-2	0	2	2	1	5	2	0	0	0	19			
13	Baker, Jemari	1-1	0-0	0-0	0	0	0	3	2	1	0	0	0	5			
	Team				0	2	2			0							
	Totals	31-56	4-9	14-20	4	25	29	18	80	14	7	7	4				

FG % 1st Half:	17-31	54.8%	2nd half:	14-25	56.0%	Game:	31-56	55.4%	Deadball Rebounds:	
3FG % 1st Half:	2-5	40.0%	2nd half:	2-4	50.0%	Game:	4-9	44.4%		0,1
FT % 1st Half:	2-5	40.0%	2nd half:	12-15	80.0%	Game:	14-20	70.0%		

Ole Miss 76 • 19-11, 9-8 SEC

#	Player	Total			3-Ptr			Rebounds			PF	TP	A	TO	Blk	Stl	Min
		FG-FGA	FG-FGA	FT-FTA	FG-FGA	FG-FGA	FT-FTA	Off	Def	Tot							
00	Hinson,Blake	0-4	0-3	0-0	0	1	1	5	0	1	0	1	0	0	14		
12	Stevens, Bruce	2-9	1-5	6-6	4	3	7	1	11	3	3	1	1	33			
03	Davis, Terence	8-15	4-8	5-5	1	11	12	2	25	3	1						

GAME 33 (NCAA TOURNAMENT): OKLAHOMA 95, OLE MISS 72



Official Basketball Box Score -- Game Totals -- Final Statistics
Oklahoma vs Ole Miss
03/22/19 12:40 pm at



Oklahoma 95 • 20-13

#	Player	f	Total		3-Ptr		Rebounds			PF	TP	A	TO	Blk	Stl	Min
			FG-FGA	FT-FTA	FG-FGA	FT-FTA	Off	Def	Tot							
21	Kristian Doolittle	f	6-10	7-8	0-0	2	13	15	0	19	5	0	0	2	29	
35	Brady Manek	f	7-9	2-2	2-3	0	1	1	2	18	0	0	0	3	26	
00	Christian James	g	7-12	2-2	4-7	0	2	2	0	20	1	0	0	2	33	
01	Rashard Odomes	g	8-10	4-4	0-0	0	2	2	4	20	0	0	0	0	21	
24	Jamal Bieniemy	g	1-2	0-0	0-1	1	2	3	1	2	5	2	0	2	34	
02	Aaron Calixte		0-3	1-2	0-1	0	1	1	0	1	2	1	0	0	11	
03	Miles Reynolds		2-5	3-4	0-0	1	1	2	3	7	1	0	0	0	21	
04	Jamuni McNeace		2-5	2-4	0-0	1	1	2	2	6	0	0	1	0	10	
05	Matt Freeman		0-1	0-0	0-1	0	2	2	1	0	1	0	1	1	12	
44	Hannes Polla		1-2	0-0	0-0	0	0	0	0	2	0	0	0	0	3	
Team						1	0	1								
Totals			34-59	21-26	6-13	6	25	31	13	95	15	4	2	10	200	

FG % 1st Half: 19-33 57.6% 2nd half: 15-26 57.7% Game: 34-59 57.6% Deadball Rebounds 2.1
 3FG % 1st Half: 4-6 66.7% 2nd half: 2-7 28.6% Game: 6-13 46.2%
 FT % 1st Half: 8-10 80.0% 2nd half: 13-16 81.3% Game: 21-26 80.8%

Ole Miss 72 • 20-13

#	Player	c	Total		3-Ptr		Rebounds			PF	TP	A	TO	Blk	Stl	Min
			FG-FGA	FT-FTA	FG-FGA	FT-FTA	Off	Def	Tot							
13	Olejniczak, Dominik	c	2-2	0-0	0-0	1	3	4	3	4	3	0	0	0	17	
00	Hinson,Blake	g	4-10	0-0	3-8	3	3	6	2	11	0	1	1	0	29	
02	Shuler,Devontae	g	5-9	0-0	3-6	0	2	2	2	13	3	1	0	1	34	
03	Davis,Terence	g	6-14	1-2	4-9	0	5	5	3	17	6	3	1	0	36	
04	Tyree,Breein	g	5-16	0-0	0-5	0	1	1	4	10	1	2	0	0	31	
05	Halums,Brian		2-3	0-0	0-1	0	0	0	0	4	0	0	0	0	3	
12	Stevens, Bruce		3-6	2-2	1-2	2	1	3	4	9	1	1	0	0	20	
14	Buffen, KJ		0-0	0-0	0-0	1	5	6	4	0	0	2	0	0	16	
15	Rodriguez, Luis		1-1	0-0	0-0	0	1	1	1	2	1	0	0	0	10	
20	Davis, D.C.		1-1	0-0	0-0	0	0	0	1	2	1	1	0	0	4	
Team						1	1	2								
Totals			29-62	3-4	11-31	8	22	30	24	72	16	11	2	1	200	

FG % 1st Half: 13-25 52.0% 2nd half: 16-37 43.2% Game: 29-62 46.8% Deadball Rebounds 0
 3FG % 1st Half: 6-11 54.5% 2nd half: 5-20 25.0% Game: 11-31 35.5%
 FT % 1st Half: 1-2 50.0% 2nd half: 2-2 100.0% Game: 3-4 75.0%

Officials: Bret Smith,Paul Szalc,Verne Harris
 Technical fouls: Oklahoma-None. Ole Miss-None.

Attendance:
 2018-19 Men's Basketball. Round: 0. Oklahoma vs Ole Miss. Played at .

Score by periods	1st	2nd	Total
Oklahoma	50	45	95
Ole Miss	33	39	72

Points	In Paint	Off T/O	2nd Chance	Fast Break	Bench
OU	44	16	13	7	16
OM	32	6	7	4	17

Last FG - OU 2nd-01:35, OM 2nd-00:02.
 Largest lead - OU by 29 2nd-05:50, OM None.
 OU led for 39:22. OM led for 00:00. Game was tied for 00:38.

Score tied - 0 times.
 Lead changed - 0 times.

SOUTHEASTERN CONFERENCE REVIEW

2018-19 SEC FINAL STANDINGS

	SEC	Pct.	Home	Away	All	Pct.	Home	Away	Neutral	Postseason
LSU^	16-2	.889	7-2	9-0	28-7	.800	15-2	9-1	4-4	NCAA
Tennessee	15-3	.833	9-0	6-3	31-6	.838	18-0	7-3	6-3	NCAA
Kentucky	15-3	.833	8-1	7-2	30-7	.811	17-1	8-2	5-4	NCAA
Auburn%	11-7	.611	7-2	4-5	30-10	.750	15-2	4-6	11-2	NCAA
South Carolina	11-7	.611	7-2	4-5	16-16	.500	11-6	4-8	1-2	
Mississippi State	10-8	.556	6-3	4-5	23-11	.676	14-3	5-5	2-4	NCAA
Ole Miss	10-8	.556	5-4	5-4	20-13	.606	11-5	6-5	3-3	NCAA
Florida	9-9	.500	4-5	5-4	20-16	.556	9-6	5-6	6-4	NCAA
Arkansas	8-10	.444	5-4	3-6	18-16	.529	12-6	5-8	1-2	NIT
Alabama	8-10	.444	5-4	3-6	18-16	.529	10-6	4-8	4-2	NIT
Texas A&M	6-12	.333	3-6	3-6	14-18	.438	9-8	3-7	2-3	
Missouri	5-13	.278	3-6	2-7	15-17	.469	9-7	2-8	4-2	
Georgia	2-16	.111	1-8	1-8	11-21	.344	8-9	2-9	1-3	
Vanderbilt	0-18	.000	0-9	0-9	9-23	.375	8-10	1-11	0-2	

^ - SEC Champion; % - SEC Tournament Champion

SEC TOURNAMENT

Bridgestone Arena
Nashville, Tenn.

First Round • March 13

- (12) Missouri 71, (13) Georgia 61
- (11) Texas A&M 69, (14) Vanderbilt 52

Second Round • March 14

- (8) Florida 66, (9) Arkansas 50
- (5) Auburn 81, (12) Missouri 71
- (10) Alabama 62, (7) Ole Miss 57
- (6) Mississippi State 80, (11) Texas A&M 54

Quarterfinals • March 15

- (8) Florida 76, (1) LSU 73
- (5) Auburn 73, (4) South Carolina 64
- (2) Kentucky 73, (10) Alabama 55
- (3) Tennessee 83, (6) Mississippi State 76

Semifinals • March 16

- (5) Auburn 65, (8) Florida 62
- (3) Tennessee 82, (2) Kentucky 78

Championship • March 17

- (5) Auburn 84, (3) Tennessee 64

COACHES

FIRST TEAM ALL-SEC

Daniel Gafford, Arkansas
PJ Washington, Kentucky
Tremont Waters, LSU

Breoin Tyree, Ole Miss

Quinndary Weatherspoon, Mississippi State
Chris Silva, South Carolina
Admiral Schofield, Tennessee
Grant Williams, Tennessee

SECOND TEAM ALL-SEC

Bryce Brown, Auburn
Jared Harper, Auburn
Nicolas Claxton, Georgia
Tyler Herro, Kentucky
Keldon Johnson, Kentucky
Skylar Mays, LSU
Terence Davis, Ole Miss
Jordan Bone, Tennessee

ALL-FRESHMAN TEAM

Kira Lewis Jr., Alabama
Isaiah Joe, Arkansas
Andrew Nembhard, Florida
Tyler Herro, Kentucky
Keldon Johnson, Kentucky
Naz Reid, LSU
Reggie Perry, Mississippi State
A.J. Lawson, South Carolina

ALL-DEFENSIVE TEAM

Donta Hall, Alabama
Daniel Gafford, Arkansas
Ashton Hagans, Kentucky
Tremont Waters, LSU
Chris Silva, South Carolina

ALL-SEC

COACH OF THE YEAR:

Kermit Davis, Ole Miss

PLAYER OF THE YEAR:

Grant Williams, Tennessee

SCHOLAR-ATHLETE OF THE YEAR:

Skylar Mays, LSU

FRESHMAN OF THE YEAR:

Keldon Johnson, Kentucky

SIXTH-MAN OF THE YEAR:

Hassani Gravett, South Carolina

CO-DEFENSIVE PLAYERS OF THE YEAR:

Tremont Waters, LSU
Ashton Hagans, Kentucky

ASSOCIATED PRESS

First Team

Daniel Gafford, Arkansas
PJ Washington, Kentucky
Tremont Waters, LSU
Quinndary Weatherspoon, Mississippi State
u-Grant Williams, Tennessee

Second Team

Jordan Bone, Tennessee
Jared Harper, Auburn
Admiral Schofield, Tennessee
Breoin Tyree, Ole Miss
Chris Silva, South Carolina

Player of the Year: Grant Williams, Tennessee

Coach of the Year: **Kermit Davis, Ole Miss**

Freshman of the Year: u-Tyler Herro, Kentucky

January 28, 1909

Ole Miss plays its first organized basketball game, but the celebration is cut short by a 12-11 loss to the Memphis Physicians. Legend has it that Ole Miss led 7-6 at the half, but lost out in the second half when "with the wind at their backs, the Physicians overcame our half-time lead for a narrow victory." The game was reportedly played outdoors on a court located behind the Lyceum on the Oxford campus.

February 17, 1909

Ole Miss decides to save the best for last as the team records its first ever victory the last game of the season with a 28-11 win over Mississippi College. Ole Miss finishes the 1909 season 1-4.

1922

One year after the organization's formation, Ole Miss joins the Southern Conference.

January 27, 1925

With a 35-17 victory over Centenary, Ole Miss collects its 100th victory in the program's history.

May 1, 1926

A 38-23 loss to North Carolina in the championship game of the Southern Conference Tournament ends a win streak for Ole Miss, as the team rolled out a 12-game overall and nine-game away/neutral win streak. The 12-game streak, which started Jan. 16, 1926, with a road victory over rival LSU, remained the longest in school history until the 2007-08 squad put together 13 straight wins.

February 28, 1928

After rattling off victories over N.C. State, LSU and Kentucky, a 31-30 win over Auburn made Ole Miss Southern Conference Tournament Champions. (see story inset) Coach Homer Hazel's Mississippians finished the 1928 season 10-9.

December 8-9, 1932

At the annual Southern Conference meeting in Knoxville, Tenn., Ole Miss along with the other 12 schools west and south of the Appalachian Mountains reorganized to form the Southeastern Conference. Ten of those charter members (Alabama, Auburn, Florida, Georgia, Kentucky, LSU, Ole Miss, Mississippi State, Tennessee and Vanderbilt) still remain as members of the SEC.

January 10, 1936

In the first game of the 1936 season, Ole Miss reached



1928 Southern Conference Tournament Champions

TEAM OF DESTINY WINS IT - GREAT RALLY TURNS TIDE

By Morgan Blake
(originally published in the 1928 Ole Miss Yearbook)

Ole Miss, the Team of Destiny, is champion of the South in basketball. A fighting clan that refused to surrender when the clouds were blackest today is king of the great indoor game.

It was an amazing and courageous comeback that won the title for Ole Miss after Auburn had taken a twelve-point lead in the second half and seemed as sure of winning as anything in this uncertain world can be.

The score at one stage of the second half was, Auburn 25, Ole Miss 13. The thousand or more Auburn students and alumni in the auditorium were in the seventh heaven of delight. They smelled the bacon frying and they knew the feast was for them. The Tigers had been outplaying their enemies all the way through and were marching on to glory and fame. Some of the spectators were yawning a bit. Many were a bit sorry for Ole Miss and hoped they would make just a few more points so as not to be humiliated.

And then - Captain Robert M. Lee, the long, lanky leader of the Mississippians, rallied his clan for a final desperate drive. It was the last charge of the old guard. Up the slope they came, snarling, growling, fighting their way through all obstacles. The Tigers, surprised by the sudden fury of a team that had been so docile, wavered before the charge. Doggedly they fought back, but the storm engulfed them. The Team of Destiny was on its way. Two points, two points, two points! With monotonous regularity Ole Miss was sinking them. Now they are just two points behind. Now they are even. Now they are two points ahead. And it's a minute and three-quarters to play. Captain Lee fouls, and Auburn shoots a free throw. Now it's Ole Miss, 31; Auburn, 30.

The seconds were about gone. Down the floor comes Auburn with the last spring left in the Tiger. A desperate try for a goal that goes wild. The pistol cracks. The game is over. The Team of Destiny had won by one little point, which, however, was as big as Stone Mountain so far as the effectiveness of it was concerned.

The grim gods of fate who had given Auburn one-point victories over Clemson and Georgia Tech in the early games of the tournament deserted the Tigers in the big crisis, and smiled upon the opposition. The grim gods often do things like that.

its 200th win in the program's history with a 41-40 squeaker over Memphis Coca-Cola. Forward George Clay led the attack for Ole Miss with 13 points.

May 5, 1938

A 58-47 loss to Georgia Tech in the SEC Tournament Championship Game ends a nine-game overall SEC win streak by the Rebels that started Feb. 5, 1938, with a 45-44 win over in-state rival Mississippi State.

1937-38

Bonnie Graham leads the SEC in scoring with his 17.4 average, the first player to ever average more than 17 a game in the SEC. In the conference tournament, he scores 71 points and a single-game high of 27. Graham also becomes Ole Miss' first basketball All-America selection.



A star left-handed pitcher, Joe Gibbon was on a baseball scholarship at Ole Miss and had to ask hoops coach Country Graham for permission to report for basketball. Lucky for the Rebels, Coach Graham agreed, and Gibbon put together a remarkable season in 1957 when he finished second in the nation in scoring with 30.1 points per game. The talented athlete went on to enjoy a 13-year Major League Baseball career.



B.L. "Country" Graham, who was the first All-American basketball player in school history, also stands as the second all-time winningest coach in program annals with 144 wins from 1950-62. In the picture above, he runs through plays with pupil and future Ole Miss head coach Cob Jarvis.



He played just one season before turning pro, but in 1970-71 Johnny Neumann put up numbers that may never again be reached by a Rebel, or any other Southeastern Conference player. Neumann led the nation with a 40.1 scoring average, by far a school record and behind only Pete Maravich's three legendary seasons in the league record books. Neumann still owns five of the top six single-game scoring marks in school history. Despite also being an Academic All-American, he left school after his sophomore season to join the Memphis Tams of the ABA, and enjoyed a seven-year career in the ABA and NBA.

February 26, 1945

Ole Miss achieves its 300th win in the last regular-season game of the year with a 76-24 stomping of Arkansas State. Three Rebels hit double-digit scoring that night with M.C. McMullen collecting 20, Doug Krell posting 13 and Bob McCain with 12.

December 10, 1953

A new record is set for the Rebels as the team reaches the most points scored by Ole Miss in a single game with a 118-82 win over Union. Cob Jarvis leads the way with 37 points on 13 field goals and 11 free throws. Denver Brackeen follows close behind with 31 points.

January 17, 1955

With former Rebel B.L. "Country" Graham as head coach, Ole Miss records its 400th win in program history by beating Vanderbilt 77-63.

1954-55

While being chosen as UPI's SEC Player of the Year and AP's SEC Most Valuable Player, center Denver Brackeen becomes the program's second player selected to All-America honors. His 27.2 scoring average leads the league.

1956-57

After becoming only the second player in SEC history to average more than 30 points, forward Joe Gibbon is named to multiple All-America teams.

February 22, 1958

Coach Graham once again makes Ole Miss history as he collects his 100th win as head coach, making him the first Ole Miss coach to reach the century mark. The Rebels helped accomplish this with an 83-68 victory over Tulane.

1963-64

A star on the court and on the baseball diamond, guard Don Kessinger is named an All-American after setting 18 Ole Miss basketball records.

January 30, 1965

After edging out Tulane with a 62-60 win in Oxford, Ole Miss reaches the 500-win mark for the program's history. Two Rebels had double-doubles with Fred Stanley collecting 21 points and 12 rebounds and Jim Robbins posting 13 points and 10 rebounds. Jack Steinhart and James Bobe also greatly contributed with 17 rebounds and 11 points, respectively.

February 21, 1966

Ole Miss basketball gets a new home in the Rebel Coliseum, later to be named after then-Athletics Director C.M. "Tad" Smith. However, Kentucky spoils the inaugural game by defeating the Rebels 108-65.

1970-71

Forward Johnny Neumann earns All-America honors in his first and only season as a Rebel, setting numerous school records along the way.

December 7, 1974

The program collects its 600th victory by defeating Texas in Oxford 82-74. Four Rebels scored in double digits with Bob Mahoney pacing the team with 21 points. Herb Wright followed with 18 points while Dave Shepard had 15 and Walter Actwood 13.

1978-79

After leading the SEC in scoring with 26.3 points per game, forward John Stroud receives All-America honorable mention plaudits.



Known among Rebel circles as "Mr. Clutch," Carlos Clark finished his impressive Ole Miss career having buried four game-winning shots at the buzzer, including a 15-footer on March 6, 1980, that gave Ole Miss its first postseason win, 76-74, over Grambling in the NIT Clark's freshman season. He went on to be drafted by the Boston Celtics, and helped them to the 1984 NBA Championship.



Bob Weltlich is carried off the court by his Rebel players after the 1981 SEC Tournament Championship victory over Dominique Wilkins and the Georgia Bulldogs.

March 6, 1980

Ole Miss earns its first postseason tournament victory after getting by Grambling 76-74 at Tad Smith Coliseum. The road to the NIT championship had to end, though, when Minnesota proved to be too much and defeated the Rebels 58-56.

1979-80

Earning the highest career point total in Ole Miss history and still the third-most in league annals with 2,328 points, John Stroud is selected to All-America honors for the second straight season.

March 7, 1981

The underdog Rebels, who finished sixth in the league in the regular season, defeated Tennessee and Vanderbilt before earning the title with a 66-62 upset of Georgia in the finals of the 1981 SEC Tournament, propelling Ole Miss to its NCAA Tournament debut.

March 13, 1981

The Rebels play in their first NCAA Tournament and barely miss a second-round showing with a narrow 69-66 defeat to perennial power Kansas in Wichita.

December 18, 1982

Ole Miss posts the 700th win in program history with a 67-60 victory over Central Arkansas in Oxford. The Rebels sealed the victory behind Carlos Clark and Roger Steig's 16 points apiece.

1981-82

Forward Carlos Clark is named AP All-America honorable mention following a junior year in which he scored 21.1 points per game and helped Ole Miss to an 18-12 record and NIT appearance. Between his junior and senior seasons, Clark had a streak of 37 straight games in which he posted double-figure point totals.

1987-88

Becoming the first player in Ole Miss history to record 500 points, 100 rebounds and 100 assists, guard Rod Barnes is named to an honorable mention All-American and finished third in the coaches' balloting for SEC Player of the Year.

March 4, 1989

Ole Miss defeats LSU 113-112 in overtime in perhaps the greatest one-on-one duel in Southeastern Conference history. LSU's Chris Jackson tallied 55 points, while the Rebels' Gerald Glass hit for 53. The 108 combined points is the most by two players in an SEC game. More importantly, Glass led Ole Miss to victory in dramatic fashion. With seven minutes left in overtime, Glass had 47 points, but had missed seven straight shots while going scoreless for the final four minutes of regulation and the first three minutes of overtime. LSU led 110-107, and Glass had been pestered by four different Tiger defenders to make him exhausted. But with a final surge, Glass tipped in a rebound to narrow the margin to one point, hit a 3-pointer to tie the score and drained the free throw with nine seconds left that gave Ole Miss the victory in the regular-season finale.

1988-89

In his first season as a Rebel, forward Gerald Glass is named an honorable mention All-American.



"World Class" Gerald Glass was a household name and a fan favorite during his two standout seasons with Ole Miss. He was thought by many to be the top college player in the nation his senior season, when he earned his second straight All-America honorable mention accolade. Glass was taken in the first round of the 1990 NBA Draft and played for Minnesota, Detroit, New Jersey and Charlotte during his pro career.



Ansu Sesay cuts down the nets following the Rebels' 74-68 win over LSU that propelled them to the 1997 SEC Western Division title. It was the first of four SEC West titles for Ole Miss. Sesay was part of back-to-back titles, celebrating the 1998 crown in his All-American senior season.

March 9, 1990

Ole Miss marks its 800th program victory with a 65-62 win over Vanderbilt during the SEC Tournament. Gerald Glass and Tim Jumper help the Rebels edge by the Commodores with their 15-point performances. Patrick Eddie played his part by recording a double-double with 14 points and 10 rebounds.

1989-90

After finishing his two-year career at Ole Miss with 1,564 points, Gerald Glass receives his second All-America honorable mention accolade.

June 27, 1990

Gerald Glass becomes the first Ole Miss player to be selected in the first round of the NBA Draft. He went 20th overall to the Minnesota Timberwolves.

January 11, 1997

Ole Miss upends No. 3-ranked and defending national champion Kentucky 73-69. The upset snapped the Wildcats' 14-game win streak and propelled the Rebels to their first top-25 ranking in school history, jumping to No. 20 in the AP poll. That season began an unprecedented Rebel run of six straight postseason appearances and back-to-back SEC Western Division championships.

February 26, 1997

Coach Rob Evans leads the Rebels to win their first SEC Western Division title after defeating LSU 74-68 in the last home game of the regular season.

February 11, 1998

Ole Miss hits 900 victories with an 87-76 win over Vanderbilt. All-Americans Keith Carter and Ansu Sesay push the Rebels to the victory. Carter collected 17 points, three assists and three rebounds, while Sesay posted 14 points, including a 2-for-2 night from behind the arc, and 12 rebounds.

February 28, 1998

The program gets its second straight SEC Western Division title after recording a 74-67 win versus Auburn in the regular-season finale. Ole Miss went on to receive a No. 4 seed in the NCAA Tournament, but a little-known team from Valparaiso spoils the Rebels' postseason plans.

December 29, 1998

Ole Miss claims its largest margin of victory in a single game with a 111-50 win over Prairie View. The game also marked the third time that season that Ole Miss broke triple digits in scoring.

1997-98

One of two Rebels to ever record 1,000 points, 600 rebounds and 200 assists, forward Ansu Sesay is named a consensus All-American, as well as receiving SEC Player of the Year honors. "We Say Sesay" becomes a familiar chant among Rebel fans, and Sesay does his part by scoring in double figures for the final 53 games of his career.

March 12, 1999

After losing a heartbreaker at the buzzer to Valparaiso just the season before in the opening round of the NCAA Tournament, the Rebels record their first NCAA Tournament win by defeating Villanova 72-70. Ole Miss did not make it to the Sweet 16 because Michigan State defeated the Red and Blue 74-66 in the second round.

January 13, 1999

Homecourt advantage was an understatement for the Rebels in the late 1990s. From Jan. 11, 1997 to this date Ole Miss went on a 29-home game winning streak. However, all good things must come to an end, and Auburn ended the Rebels' streak with a 74-59 win.

1998-99

Finishing atop the Ole Miss three-pointers chart with 249 for his career, guard Keith Carter is named an hon-

orable mention All-American.

March 3, 2001

After crushing Alabama 105-71, Ole Miss earns its third SEC Western Division title. Jason Holmes tallies a game-high 26 points on the night after going 7-of-13 shooting, including 5-of-9 from three-point range. Jason Flanigan contributes 17 points with 10 of those coming from the free throw line.

March 18, 2001

It took the smallest Rebel of all time to hit the biggest shot in Ole Miss hoops history. Coming off only their second NCAA Tournament win ever, the Rebels found themselves trailing Notre Dame by one point with a minute remaining in the second round of the 2001 Big Dance. With the shot clock running down and 48 seconds left, 5-foot-5 Jason Harrison drilled a deep three from the top of the arc to hand Ole Miss a two-point advantage that it would not relinquish en route to a 59-56 victory. One of the more memorable moments of the 2001 tourney, Harrison's trey propelled Ole Miss to the program's first Sweet 16 appearance and highlighted the finest season in school history, as the Rebels finished No. 9 in the nation with a 27-8 mark and a third SEC Western Division title in five years.



Jason Harrison drained several big shots during his career, but none more significant than the deep trey that found the bottom of the net in the waning moments of the 2001 NCAA Tournament second-round game vs. Notre Dame. The bucket propelled Ole Miss to a 59-56 win and its first trip to the Sweet Sixteen.

CHAMPIONSHIP TEAMS



1928 Southern Conference Tournament

Front Row (L to R): Ary Phillips, Dewitt Laird, Robert M. "Lila" Lee (Captain), James Ogden, unidentified
 Back Row (L to R): Homer Hazel (Head Coach), Andral "Doc" Dugger, Robert A. "Parson" Shelby, Cary Phillips



1981 SEC Tournament

Front Row (L to R): Mickey Thames (Asst. Strength Coach), Tim Garl (Asst. Trainer), Lee Bethea (Student Trainer), Cecil Dowell, Brad Pierce, Chris Barrett, James Green, Ken Coghlan, Carlos Clark, Sean Tuohy, Jim Sledge (Manager), Carroll Kirkpatrick (Manager), Blake Barnes (Equipment Manager)
 Back Row (L to R): Warner Alford (Athletics Director), Mike Hanks (Asst. Coach), John Prince (Asst. Coach), Steve Allen, Curtis McAlister, Rob Drum, Tim Thomas, Bob Weltlich (Head Coach), Lane Shoup, Roger Stieg, Norman Miller, Elston Turner, Eddie Oran (Asst. Coach), Ron Reed (Asst. Coach)



1997 SEC Western Division

Front Row (L to R): Anthony Boone, Ansu Sesay, Oliver Morton, Johnnie Rogers, Anthony Burks, Jon Cantrell, Jason Smith.
 Middle Row (L to R): Corwin Curtis (Manager), Michael White, Joezon Darby, Michael Boone, Keith Carter, Chris Oney, Hunter Carpenter, Brian Russell (Coliseum Manager)
 Back Row (L to R): Josh Hardin (Student Trainer), Jeffrey Moore (Trainer), Russ Pennell (Asst. Coach), Rob Evans (Head Coach), Rod Barnes (Asst. Coach), Dan O'Dowd (Asst. Coach), Jamie Capers (Manager), Scott Aldridge (Manager)

2000-01

Forward Rahim Lockhart, whose 13.0 points and 8.1 rebounds per game helped Ole Miss to such great success in 2001, is named an All-America selection.

December 1, 2001

On December 19, 1995, Ole Miss beat Southern Miss 113-107 in two overtimes, starting a 44-game non-SEC homecourt win streak that ended with a 71-70 loss to George Mason. During this time, the streak was the second longest in the nation.

December 28, 2002

Ole Miss collects its 1,000th win in program history by rolling over Arkansas-Pine Bluff 71-38 at Tad Smith Coliseum. Justin Reed leads the Rebels by posting a double-double of 15 points and 11 rebounds.

February 10, 2007

Rebel fans pack Tad Smith Coliseum, as a record "Tad Pad" crowd of 9,452 watches Ole Miss upset No. 18 Alabama 75-69. Clarence Sanders scores 11 of the Rebels' last 12 points to cap a comeback on the Crimson Tide.

March 3, 2007

Ole Miss clinches its fourth SEC Western Division championship and first since 2001 with a thrilling victory over Auburn in the regular-season finale. With both teams playing for the crown, the Rebels force consecutive turnovers to outscore the Tigers 9-2 over the final 40 seconds. With the game tied, Bam Doyne hits all four of his free throw attempts over the last 3.8 ticks to secure the 83-79 win. The Rebels' four SEC West titles from 1997-2007 is the most of any division rival over that span.

March 11, 2007

After a four-year drought, the Ole Miss basketball team returns to postseason play, as the Rebels receive a bid to the NIT. Ole Miss enters postseason play for the 13th time in the program's history and the first time since earning an NCAA Tournament berth in 2002.

December 24, 2007

Ole Miss receives recognition for its school-record best start of 11-0 (which climbed to 13-0 before the first loss) and an upset of No. 15 Clemson as the Rebels are ranked No. 22 and No. 24 in the Associated Press and ESPN/USA Today Polls, respectively.

January 2, 2008

At 13-0, Ole Miss set a new mark for the best start in school history, besting the 1936-37 and 2000-01 teams that reeled off 11 straight wins to open their seasons.

With the 86-50 win over Alabama A&M, Ole Miss also broke the school record for most consecutive wins after the previous record had stood for more than 80 years.

January 28, 2008

Ole Miss announces plans for a 51,000-square-foot basketball practice facility that promises to greatly enhance the Rebel hoops program in many ways.

April 1, 2008

Ole Miss makes an impressive run en route to the NIT semifinals played in New York City at historic Madison Square Garden. It's the first time in school history that Ole Miss made it to the Garden. However, the dream of reaching the NIT final is short-lived in an 81-69 defeat to eventual champion Ohio State.

February 21, 2009

Ole Miss celebrates the First 100 Years of its basketball program with a weekend of festivities, culminating in a 69-47 rout of the Georgia Bulldogs at Tad Smith Coliseum.

January 2010

The majestic \$13 million Basketball Practice Facility opens for daily use by the men's and women's programs. It includes state-of-the-art areas for training and practice, as well as luxurious locker rooms, team lounges and coaches offices.

March 6, 2010

Chris Warren leads a big second-half comeback to spur the Rebels to a 68-66 win at Arkansas and claim a share of their fifth SEC Western Division title.

March 30, 2010

With wins over Troy, Memphis and a double-OT thriller against Texas Tech, Ole Miss reaches the NIT Final Four for the second time in three years. Trailing by just one point with 36 seconds left, the Rebels cannot edge out eventual champion Dayton, falling 68-63 at Madison Square Garden.

August 9, 2011

Ole Miss announces the monumental Forward Together capital campaign, which seeks to raise \$150 million for a new basketball arena and improvements to existing football and other athletics facilities.

February 23, 2013

Andy Kennedy sets the Ole Miss career wins record with his 145th win as Rebel head coach as Ole Miss rolled over Auburn 88-55 at Tad Smith Coliseum.

CHAMPIONSHIP TEAMS



1998 SEC Western Division

Front Row (L to R): Jon Cantrell, Michael Boone, Keith Carter, Jozon Darby, Michael White, Jason Flanigan, Hunter Carpenter, Chris Oney, Jason Smith, Anthony Boone

Back Row (L to R): Russ Pennell (Asst. Coach), Dan O'Dowd (Asst. Coach), Rod Barnes (Asst. Coach), Rob Evans (Head Coach), Ansu Sesay, John Engstrom, Johnnie Rogers, Rahim Lockhart, Brian Russell (Equipment Manager), Scott Lewis (Manager), Kris Brasher (Student Trainer), Derrick Wrobel (Manager), Scott Aldridge (Manager), Jeffrey Moore (Trainer), Jamie Capers (Manager)



2001 SEC Western Division

Front Row (L to R): Justin Reed, Derrick Allen, Aaron Harper, Carey Crain, Jason Flanigan, John Pilger, Jason Harrison, David Sanders, Emmanuel Wade, Josh Hayes, Jason Holmes, Richard Kirklín

Back Row (L to R): Dustin Harris (Manager), Brandon Martin (Student Trainer), Ron Wilson (Manager), Seth Walker (Manager), Wayne Brent (Asst. Coach), Marc Dukes (Asst. Coach), Eric Bozeman (Asst. Coach), John Gunn, Rahim Lockhart, John Engstrom, Rod Barnes (Head Coach), Grant Pate (Admin. Asst.), Lemuel Jones (Grad. Admin. Aide), Jeffrey Moore (Trainer), Mike Vinson (Asst. Strength & Conditioning Coach), Brandon Beckett (Asst. Strength & Conditioning Coach), Amasico Rainer (Manager)



2007 SEC Western Division

Front Row (L to R): Brian Smith, Rodney Jones, Clarence Sanders, Bam Doyné, Todd Abernethy, Justin Cerasoli, Patrick Spach, Kiah Brown

Back Row (L to R): Will Poole, Kenny Williams, Andy Ogide, Xavier Hansbro, Dwayne Curtis, Jerney Parnell, Trey Hampton, Brandon Patterson, David Huertas

CHAMPIONSHIP TEAMS



2010 SEC Western Division

Front Row (L to R): Michael Halford, Nick Williams, Terrico White, Chris Warren, Will Bogan, Trevor Gaskins, Logan Nutt
 Back Row (L to R): Murphy Holloway, DeAngelo Riley, Kevin Cantinol, DeAundre Cranston, Reginald Buckner, Terrance Henry, Zach Graham, Eniel Polynice



2013 SEC Tournament

From left to right: (back row) Terry Brutus, Will Norman, Anthony Perez, Reginald Buckner, Murphy Holloway, Jason Carter, Demarco Cox, Aaron Jones; (front) Cade Peeper, Nick Williams, Martavious Newby, Derrick Millinghaus, LaDarius White, Jarvis Summers, Marshall Henderson

March 17, 2013

Murphy Holloway scored 23 points and Marshall Henderson had 21 as Ole Miss knocked off Florida 66-63 in Nashville, Tenn., and won its first SEC Tournament title since 1981. The victory gave the Rebels their first NCAA tournament berth since 2002.

March 24, 2013

Marshall Henderson set the SEC record with his 138th made 3-pointer and broke the NCAA record with his 394th attempt.

February 27, 2014

Marshall Henderson set the SEC record with a 3-pointer in his 61st consecutive game, breaking Arkansas guard Pat Bradley's previous league mark of 60. Henderson finished his career with a 3-pointer in all 66 games.

March 17, 2015

Stefan Moody scored a team-high 26 points, as Ole Miss overcame a 17-point halftime deficit to knock off BYU 94-90 in the opening round of the NCAA Tournament in Dayton. The combined 184 points made it the highest scoring game of that year's tournament.

January 7, 2016

In their first home game of the 2019 calendar year, the Rebels opened up The Pavilion at Ole Miss in style with a 74-66 win over Alabama. Ole Miss protected its new floor by winning seven of the final nine home games of the season.

March 21, 2017

After helping Ole Miss knock off Monmouth and Syracuse on the road to secure a spot in the NIT Quarterfinals, Sebastian Saiz grabbed 15 boards in his final game as a Rebel to become just the seventh player in SEC history with 1,000 points, 1,000 rebounds and 100 blocked shots.

March 15, 2018

Kermit Davis is hired as the 22nd head coach in Ole Miss basketball history. After spending 16 seasons building Middle Tennessee into a mid-major powerhouse, the Mississippi native returned to his home state to lead the Rebels.

2018-19

Predicted to finish dead last in the SEC in the preseason polls, the Rebels exceeded expectations by finishing sixth in the conference and earning a trip back to the NCAA Tournament behind the highest scoring duo in the SEC (Breein Tyree, Terence Davis). In his first season as Ole Miss head coach, Kermit Davis is named SEC Coach of the Year.



Players and coaches celebrate after knocking off the Florida Gators 66-63 to win the 2013 SEC Tournament Championship in Nashville and earn the Rebels' first NCAA Tournament bid under head coach Andy Kennedy.

Highlighting the season-long celebration of the "First 100 Years of Ole Miss Basketball" in 2008-09, Ole Miss athletics officials proudly announced on Feb. 12, 2009, the C Spire All-Century Team. The honorees were publicly recognized during halftime of the Feb. 21 home game vs. Georgia.

The All-Century Team was selected following a vote of fans on OleMissSports.com and a committee of officials from the athletics department and the M-Club Alumni Chapter. The fans' top 10 choices automatically qualified, and the remaining spots were chosen by the committee. The ballot included any Rebel that earned All-SEC honors or scored 1,000 or more points in his career, excluding current players, for a total of 41 nominees. Fans also had the opportunity to email write-in votes.

The All-Century Team was not divided by position or first, second or third team, as all 19 players hold the same rank on the squad.

The team includes all 13 Rebels that earned All-America honors in their career and the top nine scorers in school history at the time. The list also contains three Associated Press SEC Players of the Years (Denver Brackeen, 1955; Johnny Neumann, 1971; Ansu Sesay, 1998). While honored for their performances as players, the All-Century Team coincidentally includes three of the four winningest coaches in school history (B.L. "Country" Graham, 145 wins; Rod Barnes, 141; Cob Jarvis, 87).



B.L. "Country" Graham (F, 1936-38)

Denver Brackeen (C, 1954-55)

Cob Jarvis (F/G, 1952-54)

Joe Gibbon (F, 1954-57)

Jack Waters (F/G, 1959-61)

Don Kessinger (G, 1962-64)

Johnny Neumann (F, 1971)

Coolidge Ball (F, 1972-74)

John Stroud (F, 1977-80)

Elston Turner (F/G, 1978-81)

Sean Tuohy (G, 1979-82)

Carlos Clark (G/F, 1980-83)

Rod Barnes (G, 1985-88)

Gerald Glass (F, 1989-90)


Joe Harvell (F, 1990-93)

Ansu Sesay (F, 1995-98)

Keith Carter (G, 1996-99)

Rahim Lockhart (F, 1998-2001)

Justin Reed (F, 2001-04)





ARY PHILLIPS
Guard, 1928

An All-Southern Conference guard on the Rebel basketball team, Ary Phillips played on the hard court with his twin brother, Cary, and was named to the Southern Conference All-Tournament team in 1928 after helping the Rebels claim the title.

Following the 1928 season, Phillips was named an All-America selection by Allan Gould who was the general sports editor of the Associated Press at the time and who named two All-America teams.



B.L. "COUNTRY" GRAHAM
Center, 1938

B.L. "Country" Graham was Ole Miss' morden first basketball All-America selection. He was selected to the Helms Foundation All-America squad in 1938, his senior season. During his three letter seasons at Ole Miss, Graham set 35 Southeastern Conference scoring records and his 1,259 career points still stands as 15th on the Ole Miss career scoring chart. Most of his 1,259 points came from his patented hook shot, nicknamed "Country's Fadeaway."

In his All-America season, Graham scored 575 points, an average of 17.9 points per game. Graham also earned three football letters for Ole Miss as an end. He went on to serve as head basketball coach for the Rebels from 1950-62. He was inducted into the Mississippi Sports Hall of Fame in 1963, and was named to the 1974 All-Time SEC Basketball Team by the Orlando (Fla.) Sentinel Star. Graham, who passed away in October of 2001, was a charter member of the Ole Miss Athletics Hall of Fame in 1986.



DENVER BRACKEEN
Center, 1955

Denver Brackeen was named to the Helms Foundation second team All-America squad in 1955. He was a unanimous selection to the AP, UPI, and Coaches All-SEC teams. Brackeen also received the UPI SEC Player of the Year and AP SEC Most Valuable Player awards. His shot was named best in the conference by SEC players, and he was selected to the Collier's Magazine All-South team. Brackeen led the

SEC in scoring (399 pts., SEC games only) and scoring average (27.2 ppg). Despite playing just two seasons at Ole Miss, his 1,040 career points is still 26th best in the history of the school. His 1955 scoring average of 27.2 points-per-game still stands as fourth best on the Ole Miss chart, and his 12.1 career rebounding average still stands first in Ole Miss history. Brackeen was selected in the second round of the NBA Draft by the New York Knickerbockers, where he played from 1956 to 1958. He was named one of the SEC's Living Legends at the league's 2001 tournament in Nashville, Tenn. Brackeen passed away in May 2006 at the age of 75.



JOE GIBBON
Forward, 1957

Joe Gibbon was named to the 1957 Helms Athletic Foundation first team All-America squad, the UPI second and AP honorable mention All-America teams. His 32.5 point scoring average and 455 points in SEC games led the conference. He was only the second player in SEC history to average more than 30 ppg. Gibbon was named UPI, AP and Coaches All-SEC and voted Most Valuable SEC Player by the

Atlanta Constitution players' poll. His 30.1 point average for the 1957 season is second in the Ole Miss season scoring record book and his 11.2 rpg average is second all-time. He averaged a double-double his final two seasons (22.2 ppg/10.0 rpg in 1955-56; 30.1 ppg/14.1 rpg in 1956-57). He was selected by the Boston Celtics in the 1957 NBA Draft, but as an All-SEC baseball player, Gibbon went on to play 13 seasons with four different MLB teams. He was honored as one of the SEC's "Living Legends" at the 2002 SEC Tournament in Atlanta.



DON KESSINGER
Guard, 1964

Don Kessinger was a star on the court and on the diamond. He received All-America honors in both basketball and baseball in 1964, his senior season. Kessinger was also named to All-SEC squads for both sports in 1964 and in his sophomore and junior seasons, becoming the first Ole Miss sophomore to receive All-SEC recognition. During his stint on the hardwood, Kessinger set 18 Ole Miss scoring records. His 1,553 career points and 22.2 point scoring average still stand eighth and fourth best, respectively, in Ole Miss history. Kessinger was also the first Ole Miss player to score 500 points and average 20 ppg for three consecutive varsity seasons. After Ole Miss, Kessinger took his talents to baseball's major leagues, where he was a six-time All-Star. Following a 15-year professional baseball career, Kessinger returned to Ole Miss as the head baseball coach (1991-96). He served as the Associate Athletic Director for Internal Affairs at Ole Miss from 1996-2000 and has remained in Oxford as an agent for Kessinger Real Estate. He was honored as one of the SEC's "Living Legends" at the league's 2000 tournament in Atlanta.



JOHNNY NEUMANN
Forward, 1971

In just one season as a Rebel, Johnny Neumann left his marks in the record books that might never be touched. Neumann was named to the 1971 Helms Athletic Foundation, the United Savings and National Association of Basketball Coaches (NABC) All-America teams. He received nearly every conference honor that season, including UPI and AP SEC Player of the Year and Coaches All-SEC. Neumann also earned NABC All-District first team distinction. Neumann holds the Ole Miss single-season scoring record with 923 points, and his name occupies the top four spots on the Rebel single-game scoring chart, with his 63-point performance against LSU topping the list. He is also first in field goals made and attempted for both a season and single game. Neumann also excelled off the court, receiving Academic All-America and SEC Honor Roll accolades. He left Ole Miss after the 1971 season to play for the ABA Memphis Tams. His professional career also included stints in Indiana, Los Angeles and Utah, while he has played or coached overseas continually since the late 1970's, most recently as a head coach in China and Japan.



JOHN STROUD **Forward, 1979-80**

As a forward, John Stroud earned AP All-America third team honors in 1980. He was also selected to the John Wooden Award and Citizens Savings Athletic Foundation All-America teams, and named SEC Player of the Year by the Tuscaloosa Tip-Off Club. Stroud was an AP All-America honorable mention selection in 1979 as well. He was named All-SEC first team and NABC All-District first team in 1979 and 1980. His 2,328 career points is the highest point total in Ole Miss history, and the third most in SEC history. Stroud led the SEC in scoring in 1979 and 1980 with 26.3 and 25.2 points per game, respectively. A first-round draft pick by the Houston Rockets in 1980, he was a member of the Houston team that played Boston in the 1981 NBA Finals. He served as head coach at East Mississippi in 1988, and then moved to Millsaps in 1990, where he coached from 1991-92 until 2002-03. At the 1999 SEC Tournament in Atlanta, Stroud was honored as one of the league's "Living Legends."



ANSU SESAY **Forward, 1998**

Ansu Sesay was a consensus All-American in 1998. He was named to the John R. Wooden All-America team, and also earned All-America honors from Associated Press (second team), Basketball Weekly (first team) and the Basketball Times, National Association of Basketball Coaches (NABC) and United States Basketball Writers (USBWA) Association's (second team). He was a finalist for both the John R. Wooden and Oscar Robertson Player of the Year awards. Sesay led the Rebels in scoring (18.6 ppg) and rebounding (7.6 rpg). Sesay is one of two Rebels to ever record 1,000 points, 600 rebounds and 200 assists in a career. He scored in double figures in the last 53 games of his career, while leading the Rebels to two-straight SEC Western Division titles. Prior to his senior year, Sesay won a gold medal with Team USA at the World University Games in Italy. He was selected by the Dallas Mavericks in the second round of the 1998 NBA Draft. In 2001-02, he was named the NBDL Player of the Year, before returning to the league for a three-year stint with the Seattle Sonics and a season with the Golden State Warriors. He went on to enjoy a five-year career in Europe.



RAHIM LOCKHART **Forward, 2001**

One of the most beloved players in recent memory, Rahim Lockhart capped a tremendous collegiate career at Ole Miss with his selection to the 2001 Basketball Times All-America third team. The Mendenhall, Miss., native also earned NABC All-District 4, USBWA All-District 6, All-SEC (AP and Coaches) and SEC All-Tournament Team honors his senior season. A member of the winningest senior class in Rebel history (88 wins), the 6-foot-8 forward scored 1,160 points (No. 18 on career chart) and 780 boards (No. 5). He posted 23 double-doubles in his career and is Ole Miss' all-time field goal percentage leader at 56.1 percent (474-of-845). A two-time member of the SEC Good Works Team, he played in four-straight postseasons (1998, 1999, 2001 NCAA; 2000 NIT) and led the 2000-01 Rebels to a school-record 27 victories and the program's first NCAA Tournament "Sweet Sixteen" appearance. In 2001-02, he played with the Greenville Groove of the NBDL and received All-NBDL honorable mention accolades. After working in the State of Mississippi's Attorney General's office, Lockhart joined the coaching ranks with stops at Madison Central High School, Jones County Junior College and Ole Miss.

ALL-AMERICANS



JACK WATERS **Guard/Forward, 1969 & 1971**

Jack Waters was named UPI All-America honorable mention as a sophomore and senior. He scored 1,384 points in three years with the Rebels while averaging 20.4 points his senior year. He posted an 18.6 scoring average as a sophomore, ranking third in the SEC that year.



CARLOS CLARK **Forward, 1982**

Carlos Clark had a magnificent four-year career for the Rebels from 1980-83, including being named Associated Press All-America honorable mention following the 1981-82 campaign. That season, the Somerville, Tenn., native averaged 21.1 points in helping Ole Miss to an 18-12 record.



ROD BARNES **Guard, 1988**

Rod Barnes was an All-America honorable mention pick by The Sporting News following his 1987-88 senior campaign. An All-SEC first team pick by the league's coaches, he finished third in the balloting for SEC Player of the Year after averaging 19.0 points and 4.2 rebounds with 112 assists.



GERALD GLASS **Forward, 1989-90**

Gerald Glass received All-America honorable mention honors in his only two seasons at Ole Miss. He finished his two-year career with 1,564 points, which puts him in ninth place at Ole Miss. His 26.1 point career scoring average is second on the Ole Miss single-season chart.



KEITH CARTER **Guard, 1999**

Keith Carter garnered 1999 AP All-America honorable mention status and finished his career strong in 1998-99, scoring 542 points and hitting 77 three-pointers, the fourth-highest season total in Rebel history. His 1,682 career points is seventh all-time.

NATIONAL COACH OF THE YEAR

Rob Evans (College Hoops Insider)1997
 Rod Barnes (Naismith-Atlanta Tipoff/Collegelnsider.com). 2001

SEC COACH OF THE YEAR—AP/COACHES

Bob Weltlich (AP/Coaches/Rupp Cup)1980
 Lee Hunt (AP/Coaches*/Rupp Cup*)1983
 Rob Evans (AP)1997
 Rod Barnes (AP/Coaches/Rupp Cup)2001
 Andy Kennedy (AP)2007
 Andy Kennedy (NBCSports.com)2013
 Kermit Davis (AP/Coaches)2019
 * shared

JOHN R. WOODEN AWARD/WOODEN ALL-AMERICA TEAM

John Stroud (Finalist)1980
 Ansu Sesay (Finalist)1998

OSCAR ROBERTSON TROPHY

Ansu Sesay (Finalist)1998

HOWELL TROPHY

Marshall Henderson2013
 Jarvis Summers2014
 Stefan Moody 2015, 2016
 Sebastian Saiz2017

NABC ALL-AMERICA

Johnny Neumann (Second Team)1971
 Ansu Sesay (Second Team)1998

USBWA ALL-AMERICA

Johnny Neumann1971
 Ansu Sesay (Second Team)1998

NABC ALL-DISTRICT

Cob Jarvis 1953, 1954
 Denver Brackeen1955
 Joe Gibbon1957
 Jack Waters (Second Team) 1960, 1961
 Don Kessinger (Third Team)1962
 Don Kessinger (Second Team) 1963, 1964
 Johnny Neumann (First Team)1971
 John Stroud (First Team) 1979, 1980
 Elston Turner (Second Team)1980
 Elston Turner (First Team)1981
 Carlos Clark (First Team) 1982, 1983
 Sean Tuohy (Second Team)1982
 Gerald Glass (First Team) 1989, 1990
 Joe Harvell (Second Team)1992
 Joe Harvell (Second Team)1993
 Ansu Sesay (First Team) 1997, 1998
 Keith Carter (First Team)1999
 Rahim Lockhart (First Team)2001
 Justin Reed (Second Team) 2002, 2003
 Aaron Harper (Second Team)2003
 Justin Reed (First Team)2004
 Dwayne Curtis (Second Team)2006
 Todd Abernethy (Second Team)2007
 Dwayne Curtis (Second Team)2008
 David Huertas (Second Team)2009
 Chris Warren (Second Team)2011
 Marshall Henderson (Second Team)2013
 Stefan Moody (First Team) 2015, 2016
 Breein Tyree (Second Team)2019

USBWA ALL-DISTRICT

Gerald Glass 1989, 1990
 Joe Harvell 1990, 1991, 1992

NATIONAL COACH OF THE YEAR SELECTIONS



Rob Evans
1997



Rod Barnes
2001

SEC COACH OF THE YEAR



Bob Weltlich
1980



Lee Hunt
1983



Rob Evans
1997



Rod Barnes
2001



Andy Kennedy
2007, 2013



Kermit Davis
2019

ASSOCIATED PRESS ALL-SEC

Ansu Sesay 1997, 1998
 Keith Carter1999
 Rahim Lockhart2001
 Chris Warren 2010, 2011
 Marshall Henderson2013
 Marshall Henderson2014
 Stefan Moody 2015, 2016
 Breein Tyree2019

Cob Jarvis (First Team) 1953, 1954
 Denver Brackeen (Second Team)1954
 Denver Brackeen (First Team) 1955
 Joe Gibbon (Second Team)1956
 Joe Gibbon (First Team)1957
 Carlton Garner (Third Team)1958
 Jack Waters (Third Team)1959
 Jack Waters (First Team)1960
 Ivan Richmann (Third Team)1960
 Jack Waters (Third Team)1961
 Don Kessinger (Second Team)1962
 Don Kessinger (First Team) 1963, 1964
 Mickey Williams (Honorable Mention)1966
 Jerry Brawner (Honorable Mention)1967
 Ken Turner (Honorable Mention)1968
 Ken Turner (Third Team) 1969
 Ron Coleman (Second Team)1970
 Johnny Neumann (First Team)1971
 Coolidge Ball (Second Team) 1972, 1973
 Dave Shepherd (Third Team)1975
 John Billips (Third Team)1977
 John Stroud (First Team) 1979, 1980
 Sean Touhy (Second Team)1980
 Elston Turner (Third Team)1980
 Elston Turner (First Team)1981
 Sean Touhy (Third Team)1981
 Carlos Clark (First Team) 1982, 1983
 Roger Stieg (Third Team)1983
 Eric Laird (Third Team) 1984, 1985
 Eric Smith (Third Team)1986
 Rod Barnes (Second Team)1988
 Charles Prater (Third Team)1988
 Gerald Glass (First Team) 1989, 1990
 Joe Harvell (Third Team)1991
 Joe Harvell (First Team)1992
 Joe Harvell (Second Team)1993
 Ansu Sesay (First Team) 1997, 1998
 Keith Carter (Second Team)1998
 Keith Carter (First Team)1999
 Jason Harrison (Third Team) 2000, 2001
 Rahim Lockhart (Second Team)2001
 Justin Reed (Third Team) 2001, 2002, 2003
 Justin Reed (First Team)2004
 Dwayne Curtis (Honorable Mention)2006
 Clarence Sanders (Second Team)2007



Justin Reed is the only four-time All-SEC honoree in school history.

ALL-SEC TEAM 1933-1948*

B.L. Graham (First Team)1938
 Irving Keller (First Team)1939

* From 1933-1948, the All-Tournament team served as the All-SEC team

Todd Abernethy (Honorable Mention)	2007
Dwayne Curtis (Second Team)	2008
David Huertas (Second Team)	2009
Terrico White (Second Team)	2009
Chris Warren (Second Team)	2010
Chris Warren (First Team)	2011
Murphy Holloway (Honorable Mention)	2012
Marshall Henderson (Second Team)	2013
Murphy Holloway (Second Team)	2013
Marshall Henderson (Honorable Mention)	2014
Jarvis Summers (Honorable Mention)	2014
Stefan Moody (First Team)	2015, 2016
Sebastian Saiz (First Team)	2017
Terence Davis (Second Team)	2019
Breein Tyree (Second Team)	2019

UPI ALL-SEC

Jack Waters (Second Team)	1959
Jack Waters (First Team)	1960, 1961
Ron Coleman (Second Team)	1970
Johnny Neumann (First Team)	1971
Coolidge Ball (Third Team)	1972, 1973, 1974
Dave Shepherd (Second Team)	1975
John Stroud (First Team)	1979, 1980
Elston Turner (Third Team)	1980
Sean Touhy (Third Team)	1980
Elston Turner (First Team)	1981
Carlos Clark (First Team)	1982, 1983
Sean Tuohy (Second Team)	1982
Eric Laird (Third Team)	1984
Eric Laird (Second Team)	1985
Eric Smith (Third Team)	1986
Rod Barnes (Third Team)	1988
Gerald Glass (First Team)	1989, 1990
Joe Harvell (Second Team)	1991

** UPI discontinued naming All-SEC teams after 1990-91 season*

COACHES' ALL-SEC

Joe Gibbon (Second Team)	1956
Joe Gibbon (First Team)	1957
Jack Waters	1960, 1961*
Donnie Kessinger	1962, 1963, 1964*
Johnny Neumann	1971*
Coolidge Ball	1972, 1973*
John Stroud	1978, 1979, 1980*
Elston Turner	1981*
Carlos Clark	1982*

Sean Touhy	1982*
Carlos Clark	1983*
Eric Laird	1984*
Rod Barnes	1988*
Gerald Glass	1989, 1990*
Joe Harvell	1992*
Joe Harvell (Second Team)	1993
Ansu Sesay (First Team)	1997, 1998
Keith Carter (First Team)	1999
Rahim Lockhart (First Team)	2001
Justin Reed (Second Team)	2002
Justin Reed (First Team)	2004
Todd Abernethy (Second Team)	2007
Clarence Sanders (Second Team)	2007
Dwayne Curtis (Second Team)	2008
David Huertas (Second Team)	2009
Terrico White (Second Team)	2009
Chris Warren (Second Team)	2010
Chris Warren (First Team)	2011
Terrance Henry (Second Team)	2012
Marshall Henderson (Second Team)	2013
Murphy Holloway (Second Team)	2013
Marshall Henderson (Second Team)	2014
Jarvis Summers (Second Team)	2014
Stefan Moody (First Team)	2015, 2016
Sebastian Saiz (First Team)	2017
Breein Tyree (First Team)	2019

** Selections were not made on a first-team and second-team basis from 1958 to 1992*

BLUE RIBBON ALL-SEC

Marshall Henderson (First Team)	2013
Murphy Holloway (First Team)	2013

SEC PLAYER OF THE YEAR

Denver Brackeen (AP/UPI)	1955
Johnny Neumann (AP/UPI)	1971
Ansu Sesay (AP/Coaches)	1998
Marshall Henderson (CBSsports.com)	2013

SEC FRESHMAN/NEWCOMER OF THE YEAR (AP/COACHES)

Justin Reed (AP/Coaches)	2001
Terrico White (AP/Coaches)	2009
Marshall Henderson (AP)	2013

SEC SIXTH MAN OF THE YEAR (COACHES)

Todd Abernethy (Coaches)	2005
------------------------------------	------

SEC ALL-DEFENSIVE TEAM (COACHES)

Reginald Buckner	2011
Reginald Buckner	2012
Reginald Buckner	2013

SEC TOURNAMENT LEADING SCORER

B.L. Graham (71 pts.)	1938
Joe Harvell (57 pts.)	1990
Marshall Henderson (71 pts.)	2013

ALL-SEC TOURNAMENT

B.L. Graham (First Team)	1938
Irving Keller (First Team)	1939
John Stroud	1979, 1980
Elston Turner	1981
Sean Tuohy	1981
Carlos Clark	1982
Gerald Glass	1990
Joe Harvell	1990
Kevin Watkins	1993
Ansu Sesay	1997
Rahim Lockhart	2001
Justin Reed	2001
Reginald Buckner	2013
Marshall Henderson	2013
Murphy Holloway	2013

SEC TOURNAMENT MVP

Marshall Henderson	2013
------------------------------	------

SEC ALL-FRESHMAN TEAM (COACHES)

Tim Jumper*	1988
Joe Harvell	1990
Dondi Flemister	1991
Anthony Boone	1995
Keith Carter	1996
Justin Reed*	2001
Todd Abernethy	2004
Trevor Gaskins	2008
Chris Warren*	2008
Terrico White*	2009
Reginald Buckner	2010

**Unanimous selection*

FRESHMAN ALL-AMERICA


SEC PLAYER OF THE YEAR SELECTIONS



Denver Brackeen, 1955 (AP, UPI)



Johnny Neumann, 1971 (AP, UPI)



Ansu Sesay, 1998 (AP, Coaches)

Joe Harvell (3rd Team Basketball Weekly)	1990
Justin Reed (3rd Team Rivals.com)	2001
Terrico White	2009
(Collegensider.com, 2nd Team CBSsports.com & Rivals.com, 3rd Team CollegeHoops.net)	

SEC PLAYER OF THE WEEK

Rod Barnes	Feb. 18, 1988
Joe Harvell	Feb. 24, 1992
David Johnson	Jan. 24, 1994
Ansu Sesay	Feb. 3, 1997
Ansu Sesay	March 3, 1997
Ansu Sesay	Dec. 1, 1997
Ansu Sesay	Jan. 26, 1998
Michael White	Feb. 16, 1998
Keith Carter	Jan. 25, 1999
Justin Reed	Dec. 10, 2001
Aaron Harper	Jan. 27, 2003
Justin Reed	Jan. 26, 2004
Todd Abernethy	Nov. 15, 2004
Dwayne Curtis	Jan. 9, 2006
Bam Doyne	Nov. 27, 2006
Dwayne Curtis	Dec. 17, 2007
Chris Warren	March 8, 2010
Murphy Holloway	Nov. 28, 2011
Terrance Henry	Jan. 23, 2012
Murphy Holloway	Nov. 26, 2012
Marshall Henderson	Jan. 21, 2013
Stefan Moody	Feb. 9, 2015
Stefan Moody	Feb. 23, 2015
Sebastian Saiz	Nov. 21, 2016
Terence Davis	Jan. 23, 2017
Breein Tyree	Jan. 7, 2019
Terence Davis	Jan. 14, 2019

SEC FRESHMAN OF THE WEEK

Chris Warren	Dec. 3, 2007
Chris Warren	Dec. 24, 2007
Chris Warren	Feb. 11, 2008
Murphy Holloway	Dec. 29, 2008
Terrico White	Jan. 19, 2009
Terrico White	Feb. 2, 2009
Murphy Holloway	Feb. 23, 2009
Terrico White	March 9, 2009
Reginald Buckner	Dec. 21, 2009
Jarvis Summers	Dec. 5, 2011

ACADEMIC ALL-AMERICA

Johnny Neumann	1971
Dave Shepherd	1975
Jim Varner	1977

ACADEMIC ALL-DISTRICT

Anthony Boone	1996
Todd Abernethy	2006 (First Team)
Todd Abernethy	2007 (First Team)

SEC ACADEMIC HONOR ROLL

Bill White (Second Team)	1962
Mel Edmonds (First Team)	1963
Fred Stanley (Honorable Mention)	1965
Tommy Williams (Honorable Mention)	1968, 1969
Ron Coleman (First Team)	1970
Johnny Neumann (First Team)	1971
Steve Strickland (Second Team, Hon. Mention)	1972, 1973
Buddy Rawlings (Second Team)	1972
Danny Gunn (Second Team)	1972
Tom Jordan (Second Team)	1973
Dave Smith (Honorable Mention)	1973
Dave Shepherd (Second Team, First Team)	1974, 1975

Gary Yoder (Honorable Mention)	1974
Bob Mahoney (Second Team)	1975
Jim Varner (Second Team, First Team)	1976, 1977
Sean Tuohy	1979
Ken Coghlan	1984
Steve Calhoun	1986
Derek Horne	1986
Keith Kessinger	1987
Sean Murphy	1988, 1989, 1990, 1991
Bo Allen	1988
Tim Jumper	1989, 1990, 1991
David Midlick	1989, 1990, 1991
Marc Wilson	1990, 1991
Edmond Fitzgerald	1992, 1993, 1994
Juha Luhtanen	1992, 1993
Anthony Boone	1995, 1996, 1997
Hunter Carpenter	1997, 1998, 1999
Michael White	1998, 1999
John Engstrom	1999, 2000, 2001, 2002
Justin Reed	2003
Todd Abernethy	2004, 2005, 2006, 2007
Will Poole	2008
Ryan Brown	2009
Will Bogan	2009, 2010, 2011
Michael Halford	2010
Donald Williams	2011
Will Norman	2012, 2013
Terry Brutus	2013, 2015, 2016
Cade Peeper	2013
Dwight Coleby	2014, 2015
Aaron Jones	2015
Jarvis Summers	2015
LaDarius White	2015
Jake Coddington	2017
Lane Below	2018
Dominik Olejniczak	2018, 2019
D.C. Davis	2019

** First, second and honorable mention teams were selected from 1962-77*

SEC COMMUNITY SERVICE TEAM

Rahim Lockhart	2000, 2001
Jason Harrison	2002
Derrick Allen	2003
Justin Reed	2004
Kendrick Fox	2005
Todd Abernethy	2006, 2007
Dwayne Curtis	2008
Eriel Polynice	2009
Zach Graham	2010, 2011
Nick Williams	2012, 2013
Demarco Cox	2014
Martavious Newby	2015
Tomasz Gielo	2016
Sebastian Saiz	2017
Terence Davis	2018, 2019

SEC BASKETBALL LEGENDS

John Stroud	1999
Don Kessinger	2000
Denver Brackeen	2001
Joe Gibbon	2002
Carlos Clark	2003
Gerald Glass	2004
Coolidge Ball	2005
Sean Tuohy	2006
Elston Turner	2007
Joe Harvell	2008
Keith Carter	2009
Cob Jarvis	2010

Bob Weltlich	2011
Jack Waters	2012
Rahim Lockhart	2013
Ansu Sesay	2014
B.L. Graham	2015
Johnny Neumann	2016
Jason Harrison	2017
Rob Evans	2018
Justin Reed	2019

SEC BUSINESS HALL OF FAME

John Stroud	2007
-----------------------	------

MISSISSIPPI SPORTS HALL OF FAME

Frank M. (Bruiser) Kinard	1961
B.L. (Country) Graham	1963
James E. (Buster) Poole	1964
George Barney Poole	1965
John A. (Junie) Hovious	1967
Ray S. Poole	1968
Claude M. (Tad) Smith	1969
Parker Hall	1970
Joe Gibbon	1979
Denver Brackeen	1982
Don Kessinger	1984
J.W. (Wobble) Davidson	1986
Coolidge Ball	2008
John Stroud	2009
Eddie Crawford	2012
Gerald Glass	2013

OLE MISS ATHLETICS HALL OF FAME

William Webster (Webb) Burke (Charter Member)	1986
Chester H. Curtis (Charter Member)	1986
Kirk England Haynes (Charter Member)	1986
B.L. (Country) Graham (Charter Member)	1986
Frank M. (Bruiser) Kinard (Charter Member)	1986
James E. (Buster) Poole (Charter Member)	1986
Robert I. Schwartz (Charter Member)	1986
Claude M. (Tad) Smith (Charter Member)	1986
J.W. (Wobble) Davidson	1987
Parker Hall	1987
John A. (Junie) Hovious	1987
George Barney Poole	1987
Ray S. Poole	1987
Billy Sam	1987
Charlie Denver Brackeen	1988
Edward S. (Eddie) Crawford	1988
Joe Gibbon	1988
Robert (Cob) Jarvis	1988
Don Kessinger	1989
Jack Waters	1990
Coolidge Ball	1991
Farley Salmon	1993
John Stroud	1995
John Montgomery	1997
Sean Tuohy	1998
Elston Turner	2000
Carlos Clark	2001
Gerald Glass	2002
Ary Phillips	2008
Ansu Sesay	2010
Rod Barnes	2011
Keith Carer	2012
Johnny Neumann	2015
Rahim Lockhart	2018

- 00** Jermey Parnell, F 2008
- 1** Aaron Harper, G/F 2003-04
Terrance Henry, F 2009-12
Martavious Newby, G 2012-16
Brian Smith, G 2005
- 2** Reginald Buckner, F 2010-13
- 3** Will Bogan, G 2009-11
Terence Davis, G 2016-19
Jason Flanigan, G 1998-99
Junie Hovious, G 1940-42
John Jackson, F 1995-96
Marvin Moore, F 2004-05
Brian Smith, G 2006-08
Kevin Watkins, G 1992-93
- 4** Demarco Cox, C 2010-13
Kendrick Fox, F/G 2002-05
Gerald Glass, F 1989-90
Jason Smith, F 1996-99
- 5** Aaron Harper, G/F 2001-02
Eric Laird, G/F 1984-85
Dundrecous Nelson, G 2011-12
Ansu Sesay, F 1995-98
- 10** Todd Abernethy, G 2004-07
Cedric Brim, G 1992
LaDarius White, G 2011-14
- 11** Cedric Brim, G 1993-95
Joezon Darby, G 1996-98
Cecil Dowell, G 1980-81, 83-84
Jason Harrison, G 2000-02
Henry Jackson, G 1976-79
Londrick Nolen, F 2005-06
Sebastian Saiz, F 2014-17
Dave Shepherd, G 1974-75
- 12** Ronnie Aldy, G 1967-68
Rod Barnes, G 1985-88
Jason Harrison, G 1999
Justin Johnson, G 2002-05
David Rhodes, G 1971-73
Clarence Sanders, G 2006-07
Sean Tuohy, G 1979-82
Chris Warren, G 2008-11
- 13** Dondi Flemister, G 1991
Anthony Perez, F 2012-16
Johnnie Rogers, F 1997-98
Sebastian Saiz, F 2014-17
- 14** David Johnson, G 1994-95
Larry Martindale, G 1966-68
Johnny Neumann, G/F 1971
Eniel Polynice, G 2007-10
Ray Poole, G/C 1942, 46-47
- 15** Ervin Garnes, G/F 1994-96
David Sanders, G 2001-03
- 16** Joe Gibbon, F 1954-57
Jack Marshall, F 1946-50
- 20** Walter Actwood, F 1974-77
Bam Doyne, G 2004-07
Nick Williams, G 2011-13
- 21** Fred Cox, C 1972-74
Dondi Flemister, G 1992-93
Sean Murphy, C 1988-91
Cavadas Nunnery, G 2002-05
Curtis Ritchwood, F 1985-86
Charlie Ward, F 1968
Malcolm White, F 2008-09
- 22** Ronnie Aldy, G 1966
Bill Bolton, C 1961-63
Denver Brackeen, C 1954-55
Carlos Clark, G/F 1980-83
Jason Flanigan, G 2000-01
Marshall Henderson, G 2012-14
Tom Jordan, G 1972-74
Tim Jumper, G 1988-91
Ivan Richmann, C 1958-60
Michael White, G 1996-99
- 23** Reginald Buckner 2010-13
Ron Coleman, G 1968-70
Trevor Gaskins, G 2008-11
Don Kessinger, G 1962-64
Justin Reed, F 2001-04



#4 Jason Smith slams it down for two of his 1,286 career points.

- 24** Coolidge Ball, F 1972-74
Joe Harvell, F 1990-93
Marcus Hicks, F 1999-2000
Eric Laird, G/F 1982-84
Ken Turner, F 1967-69
Bill White, F 1960-62
Terrico White, G 2009-10
- 25** Sterling Ainsworth, C 1960-62
Charlie Ward, F 1969-70
Eugene Harris, F 1976-77
LaTaryl Williams, G 1999-2000
- 27** Ken Robbins 1951-52
- 31** Joe Ayers, F 1984-87
Murphy Holloway, F 2009-13
- 32** Zach Graham, G 2008-11
Dean Hudson, G 1973-74
Jermey Parnell, F/C 2005-07
Michael Partridge, F 1982-83
Jarvis Summers, G 2001-14
Emmanuel Wade, G 2000-03
- 33** Duaine Boucher, F 1970-72
Keith Carter, G 1996-99
David Huertas, G 2008-09
Elston Turner, F 1978-81
- 34** John Billips, F/G 1976-77
Louis Griffin, F/C 1958-60
Derek Horne, F/C 1983-86
Cob Jarvis, F/G 1952-54
Aaron Jones, F 2011-14
Bob Mahoney, G 1973-75
Charles Prater, G 1987-88
- 35** Eddie Dunn, G 1964-66
Ronnie Sims, C 1986-87
Jack Waters, F 1959-61
- 40** Derrick Allen, F 2002-03
- 41** *Anthony Boone, F 1995-98
Chuck Burhorn, F 1966-67
- 42** Tom Butler, F/C 1968-70
Mel Edmonds, G 1961-63
Jarrell Evans, F 1993-94
Stefan Moody, G 2014-16
Eric Smith, F 1986-87
Fred Stanley, F 1965
John Stroud, F 1977-80
Herb Wright, F 1975-76
- 43** Tim Thomas, C 1979-82
- 44** Jerry Brawner, C 1967-69
Dwayne Curtis, C 2006-08
David Dean, C 1993-94
Tommie Eddie, F 2004-05
Danny Gunn, G/F 1971-73
Joe Kyles, G 1975-77
Rahim Lockhart, F 1998-2001
- 50** Kenny Williams, F 2007-08
- 52** DeAundre Cranston, F 2009-10
Roger Stieg, C 1980-83
- 55** J.J. Sims, F 1993-95
Patrick Eddie, F 1990-91

* Jersey number is retired



#12 Clarence Sanders celebrates the Rebels' 2007 SEC West Championship.

The following is a list of former Ole Miss basketball players who have played professionally (NBA, ABA, CBA, IBL, ABA 2000, WBL, WBA, WCPBL, or overseas). The list includes the year and round they were drafted followed by the teams they played for and the season(s).

Todd Abernethy -- Holland, 2007-08; Latvia, 2008-09, 2011-12; Estonia, 2009-10; Ukraine 2010-11; Poland 2012-13
Derrick Allen -- Iceland, 2003-04; Germany, 2004-05, 2005-06, 2006-07-Top League Scorer, 2007-08, 2008-09, 2009-10; 2010-11-All-Star, 2011-12; Belgium, 2012-13; Germany, 2013-14, 2014-15, 2015-16, 2016-17, 2017-18, 2018-19
John Billups -- Drafted 5th Round, Denver (NBA), 1977; Denver Nuggets, 1977-78
Denver Brackeen -- Drafted 5th Round, New York (NBA), 1955; New York Knicks, 1955-56-1957-58
Reginald Buckner -- Denver Nuggets (NBA), 2013, Iowa Energy/Santa Cruz Warriors (NBA D-League), 2013-14; Mexico, 2014-15; Israel, 2015-16, 2016-17; Puerto Rico, 2016-17; Argentina, Israel, 2017-18; Puerto Rico, 2018-19, 2019-20
Deandre Burnett -- United Kingdom, 2018-19
Keith Carter -- New Mexico Slam (IBL), 1999-2000, 2000-01; Memphis Houn'Dawgs (ABA 2000), 2000-01; Italy, 2001-02, 2002-03, 2003-04, 2004-05, 2005-06, 2006-07, 2007-08
Carlos Clark -- Drafted 4th Round, Boston (NBA), 1983; Boston Celtics, 1983-84, 1984-85; LaCrosse Catbirds (CBA), 1985-86; Calgary (WBL), 1987-88-All-League; Belgium, 1988-89, 1990-91, 1991-92, 1992-93, 1993-94, 1994-95, 1995-96, 1996-97, 1997-98, 1998-99
Ron Coleman -- Drafted 11th Round, Memphis (ABA), 1970; Memphis Tams (ABA), 1970-71
DeAndre Cranston -- Uruguay, 2010-11; England, 2011-12
Markel Crawford -- Memphis Hustle (NBA G-League), 2018-19; New York Knicks (Summer League), 2019-20
Dwayne Curtis -- Romania, 2008, 2008-09; Turkey, 2009-10; Spain, 2010-11; France, 2010-11, 2011-12; Uruguay, 2012-13, 2013-14, 2014-15, 2015-16; Venezuela, 2016; Uruguay, 2018-19
Joezon Darby -- Israel, 1998
D.C. Davis -- Ireland, 2019-20
Terence Davis -- Toronto Raptors (NBA), 2019-20
David Dean -- Panama, 2000
Bam Doyno -- Hungary, 2007-08, 2008-09, 2009-10-All-Star, 2010-11-All-Star, 2011-12-All-Star; France, 2010-11; Hungary, 2011-12
Patrick Eddie -- Free Agent, New York (NBA), 1991; New York Knicks, 1991-92
Tommie Eddie -- Strong Island Sound (ABA), 2006-07; Portugal, 2007-08-MVP, 2009-10, 2010-11-All-Star; England, 2008-09; Uruguay, 2011-12; Angola, 2012-13; Uruguay, 2013-14; Argentina 2014-15 ; Uruguay 2015-2016
Jason Flanigan -- Memphis Houn'Dawgs (ABA 2000), 2001
Kendrick Fox -- Gulf Coast Bandits (WBA), 2005
Justas Furmanavicius -- Greece, 2018-19; Lithuania, 2019-20
Trevor Gaskins -- Cyprus, 2013; Columbia, 2014; Argentina 2015-16; Puerto Rico, 2016; Panama, 2017; Israel, 2017-18; Panama, 2018-19; Argentina, 2019-20
Joe Gibbon -- Drafted 9th Round, Boston (NBA), 1957
Tomasz Gielo -- Spain, 2016-17, 2017-18, 2018-19, 2019-20
Gerald Glass -- Drafted 1st Round, Minnesota (NBA), 1990; Minn. Timberwolves, 1990-92; Detroit Pistons (NBA), 1992-93; New Jersey Nets (NBA), 1995-96; Charlotte Hornets (NBA), 1995-96; Israel, 1998
Zach Graham -- Reno Bighorns (NBA D-League), 2011-12; Philippines, 2012; Turkey, 2012-13; Philippines, 2013; Mexico 2014-15; Spain 2015-16; Venezuela, 2016-17, 2017-18; Israel, 2017-18; Brazil, 2018-19, 2019-20
John Gunn -- Mississippi Hardhats (WBA), 2004
Aaron Harper -- Drafted 2nd Round, Gary Steelheads (CBA), 2004; Venezuela, 2004-05-All-Star, 2008; France, 2005, 2006-All-Star, 2008-09; Ukraine, 2006-07; Bulgaria, 2009-10-Top League Scorer/Import of the Year, 2010-11-Top League Scorer/MVP, 2011-12-Top League Scorer/Guard of the Year; Lebanon, 2012-13, 2014-15; Venezuela, 2013, 2014; Lebanon, 2015-16, Argentina, 2017-18; Ecuador, 2018-19; Mexico, 2019-20
Jason Harrison -- Arkansas RimRockers (NBDL), 2004-05
Joe Harvell -- Drafted 3rd Round, Yakima (CBA), 1993; Spain, 1993-94, 1994-95, 1995-96; Italy, 1996-97; Argentina, 1997, 1998; Israel, 1999
Marshall Henderson -- Italy, 2014; Qatar, 2014; Sacramento (NBA), 2015; Reno (NBADL), 2015; Italy, 2016-17
Terrance Henry -- France, 2012-13; Fort Wayne Mad Ants (NBA D-League), 2013; France, 2014; Cyprus 2015-16; Belgium, 2016-17; Switzerland, 2017-18; Belgium, 2018-19
Marcus Hicks -- Siouxland Bombers (IBL), 2000-01, IBL Rookie of the Year; Memphis Houn'Dawgs (ABA 2000), 2000-01; Korea, 2001-02, 2002-03; France, 2003-04; North Mississippi Tornados (WBA), 2006
Murphy Holloway -- Turkey, 2013-14; Italy, 2014-15; France, 2015-16; Israel, 2016-17, 2017-18; South Korea, 2018-19, 2019-20
David Huertas -- Puerto Rico, 2009, 2010, 2011, 2012-All-Star; France, 2009-10; Greece, 2010-11; Argentina, 2012-13; Puerto Rico, 2013, Mexico, 2014-15; Puerto Rico, 2015-16; Israel, 2016-17; Puerto Rico, 2017; Mexico 2018-19, Mexico, 2019-20
Marcanis Hymon -- Australia, 2019-20
John Jackson -- Dominican Republic
Cob Jarvis -- Drafted 8th Round, New York (NBA), 1954; New York Knicks, 1954-61
Justin Johnson -- Fayetteville Patriots (NBDL), 2005-06; Fresno/Hollywood (ABA), 2007; Qatar, 2007-08; Iraq, 2008-09; Santa Barbara Breakers (WCPBL), 2008, 2009; Newport Beach Surf (WCPBL), 2010; Quebec Kebs (PBL), 2010-11
Aaron Jones -- Germany, 2015-16; Bulgaria, 2016-17; Finland, 2017-18; Israel, 2018-19; Germany, 2019-20
Eric Laird -- Tampa Bay Thrillers (CBA), 1985-86
Rahim Lockhart -- Greenville Groove (NBDL), 2001-02, All-NBDL honorable mention
Stefan Moody -- Turkey, 2016-17; Greece, 2017-18; Belarus, 2018-19; Venezuela, 2019-20
Johnny Neumann -- Free Agent, Memphis Tams (ABA), 1971; Memphis Tams (ABA), 1971-73; Memphis/Utah (ABA), 1973-74; Virginia/Indiana Pacers (ABA), 1974-75; Virginia/Kentucky (ABA), 1975-76; Buffalo/Los Angeles (ABA), 1976-77; Indiana Pacers (NBA), 1977-78
Londrick Nolen -- Uruguay, 2006, 2007
Cavadas Nunery -- West Virginia Wild (IBL), 2006
Anthony Perez -- Mexico, 2016-17; Venezuela, 2017, 2018
Eniel Polynice -- Los Angeles D-Fenders (NBA D-League), 2011-12; Dominican Republic, 2012; Mexico, 2012; Mexico, 2013; Argentina, 2014; Puerto Rico, 2015; France, 2016-17; Argentina, 2018
Justin Reed -- Drafted 2nd Round, Boston (NBA), 2004; Boston Celtics, 2004-05; Minnesota Timberwolves (NBA), 2005-06, 2006-07; Houston Rockets (NBA), 2007; Austin Toros (NBA D-League), 2007; Bakersfield Jam (D-League), 2008-09
M.J. Rhett -- Italy, 2015; Kosovo, 2016-17; Brazil, 2017-18; Taiwan, 2018-19; Croatia, 2019-20
Sebastian Saiz -- Spain, 2017-18, 2018-19; Japan, 2019-20
Clarence Sanders -- Drafted 7th Round, Anaheim Arsenal (NBA D-League), 2007
Ansu Sesay -- Drafted 2nd Round, Dallas (NBA), 1998; Rockford Lightning (CBA), 1999-2000; Philippines, 2000-Best Import Award; Quad City Thunder (CBA), 2000-01; Free Agent, Los Angeles Clippers (NBA), 2001; Greenville Groove (NBDL), 2001-02, NBDL Player of the Year, All-NBDL first team; Seattle Sonics (NBA), 2001-02, 2002-03, 2003-04; Golden State Warriors (NBA), 2004-05; Italy, 2005-06, 2006-07, 2007-08; Germany, 2008-09; France, 2009-10
Steadman Short -- Uruguay, 2012-13
Jason Smith -- Iceland, 1999-2000, 2000-01, 2001-02, 2002-03; Romania, 2007-08, 2009-10; Tupelo Rock-N-Rollers (WBA), 2008-09
Terence Smith -- Germany, 2016-17, 2017-18
Bruce Stevens -- Lebanon, 2019-20
Roger Stieg -- Drafted 5th Round, Indiana (NBA), 1983; Indiana Pacers, 1983-84 -1984-85
John Stroud -- Drafted 2nd Round, Houston (NBA), 1980; Houston Rockets, 1980-81
Jarvis Summers -- Slovakia, 2016-17; Malaysia, 2019-20
Sean Tuohy -- Drafted 10th Round, New Jersey Nets (NBA), 1982
Elston Turner -- Drafted 2nd Round, Dallas (NBA), 1981; Dallas Mavericks, 1981-83; Denver Nuggets (NBA), 1985-86;



Terrico White



Justin Reed

First SEC player taken in 2004 NBA Draft



Ansu Sesay



Elston Turner

NBA Player and Assistant Coach



Gerald Glass



Carlos Clark

Chicago Bulls (NBA), 1986-88; Denver Nuggets (NBA), 1988-89; Assistant Coach, Portland Trailblazers (NBA), 1996-97, 1997-98, 1998-99, 1999-2000; Assistant Coach, Sacramento Kings (NBA), 2000-01, 2001-02, 2002-03, 2003-04, 2004-05, 2005-06; Assistant Coach, Houston Rockets (NBA), 2007-08, 2008-09, 2009-10, 2010-11; Assistant Coach, Phoenix Suns (NBA), 2011-13; Assistant Coach, NBA All-Star Game, 2001, 2003; Assistant Coach, Memphis Grizzlies (NBA), 2013-14, 14-15; Assistant Coach, Sacramento Kings (NBA), 2016-17, 2017-18, 2018-19; Assistant Coach, Houston Rockets (NBA), 2019-20
Chris Warren -- Australia, 2011-12; France 2012-13; Turkey, 2013-14, 2014-15; Greece, 2015-16; France, 2016-17, Turkey, 2017; Germany 2018-19; Turkey, 2019-20
Jack Waters -- Drafted 10th Round, Cincinnati (NBA), 1961; Kansas City Steers (ABL), 1961-64
LaDarius White -- Slovakia, 2016-17
Michael White -- New Mexico Slam (IBL), 1999-2000; England, 2000
Terrico White -- Drafted 2nd Round, Detroit (NBA), 2010; Detroit Pistons, 2010-11 (inj.); Idaho Stampede (NBA D-League), 2011-12; Phoenix (NBA) 2015; Serbia, 2012-13; Israel, 2013-14; Russia, 2014-15; South Korea, 2016-17, 2017-18; Australia, 2018-19, 2019-20
Kenny Williams -- Germany, 2008-09, 2009-10, 2010-11
LaTaryl Williams -- Memphis Houn'Dawgs (ABA 2000), 2000-01; Finland, 2001-02, 2002-03, 2005-06; Mexico, 2003, 2004, 2005; England, 2004-05, 2007-08, 2008-09, 2009-10, 2010-11; North Mississippi Tornados (WBA), 2006; Atlanta Vision (ABA), 2006-07
Nick Williams -- Brazil, 2013-14; Mobile Bay Tornados (ABA), 2015-16

1958-59 (7-17)

G - Jamie Howell (5-10, Jr.) 6.9 ppg, 3.4 rpg
 G - Jim Tom Atherton (6-2, Sr.) 8.2 ppg, 2.7 rpg
 C - Ivan Richmann (6-7, Jr.) 16.0 ppg, 9.0 rpg
 F - Jack Waters (6-4, Sr.) 18.6 ppg, 7.2 rpg
 F - Louis Griffin (6-7, Jr.) 10.3 ppg, 9.6 rpg

TOP SUBS

F/G - Larry Wagster (6-2, So.) 6.7 ppg, 2.8 rpg
 G - Garnie Hatch (6-2, Sr.) 4.6 ppg, 3.9 rpg
 F/C - Tom Washington (6-5, So.) 1.8 ppg, 1.9 rpg

1959-60 (15-9)

G - Jack Waters (6-4, Jr.) 19.5 ppg, 6.5 rpg
 G - John King (6-2, Sr.) 6.0 ppg, 2.5 rpg
 C - Ivan Richmann (6-7, Sr.) 14.8 ppg, 10.4 rpg
 F - Louis Griffin (6-7, Sr.) 4.8 ppg, 4.6 rpg
 F - Bill White (6-5, So.) 8.0 ppg, 7.1 rpg

TOP SUBS

C - Sterling Ainsworth (6-7, So.) 12.8 ppg, 7.0 rpg
 G - Larry Wagster (6-2, Jr.) 4.1 ppg, 2.0 rpg
 G - Jamie Howell (5-10, Sr.) 3.3 ppg, 2.1 rpg

1960-61 (10-14)

G - Mel Edmonds (6-0, So.) 8.8 ppg, 3.7 rpg
 G - El Edmonds (6-0, So.) 4.6 ppg, 2.7 rpg
 C - Sterling Ainsworth (6-7, Jr.) 13.3 ppg, 10.1 rpg
 F - Jack Waters (6-4, Sr.) 20.4 ppg, 7.7 rpg
 F - Bill White (6-5, Jr.) 10.8 ppg, 8.0 rpg

TOP SUBS

G - Larry Wagster (6-2, Sr.) 4.5 ppg, 2.8 rpg
 C - Bill Bolton (6-5, So.) 1.7 ppg, 3.6 rpg
 F - Bobby McCarley (6-4, Jr.) 4.5 ppg, 2.0 rpg

1961-62 (12-13)

G - Donnie Kessinger (6-1, So.) 21.4 ppg, 5.4 rpg
 G - Mel Edmonds (6-0, Sr.) 12.4 ppg, 4.3 rpg
 C - Sterling Ainsworth (6-7, Sr.) 14.9 ppg, 6.6 rpg
 F - Bill White (6-5, Sr.) 10.8 ppg, 8.9 rpg
 F - Bill Bolton (6-6, Jr.) 5.8 ppg, 6.2 rpg

TOP SUBS

C - Ron Davidson (6-7, So.) 3.3 ppg, 3.7 rpg
 F - Bobby McCarley (6-4, Sr.) 2.6 ppg, 2.3 rpg
 G - Tommy Farley (6-1, Sr.) 1.9 ppg, 1.1 rpg

1962-63 (7-17)

G - Donnie Kessinger (6-1, Jr.) 21.8 ppg, 4.7 rpg
 G - Mel Edmonds (6-0, Sr.) 18.5 ppg, 3.9 rpg
 C - Bill Bolton (6-6, Sr.) 10.6 ppg, 10.1 rpg
 F - Ron Davidson (6-7, Jr.) 3.5 ppg, 4.3 rpg
 F - El Edmonds (6-0, Sr.) 3.2 ppg, 2.76 rpg

TOP SUBS

F - Harry Johnston (6-1, Jr.) 7.8 ppg, 4.4 rpg
 F - Bob Kreilein (6-4, So.) 4.1 ppg, 3.9 rpg
 F - Hardy Graham (6-5, Jr.) 2.5 ppg, 3.3 rpg

1963-64 (10-12)

G - Donnie Kessinger (6-1, Sr.) 23.5 ppg, 6.0 rpg
 G - Glenn Lusk (6-2, So.) 13.5 ppg, 4.5 rpg
 C - Ron Davidson (6-6, Sr.) 14.9 ppg, 8.7 rpg
 F - Bob Kreilein (6-4, Jr.) 4.8 ppg, 5.2 rpg
 F - Ronald Steinhart (6-2, Jr.) 7.3 ppg, 4.9 rpg

TOP SUBS

G - Spencer Schreiter (6-1, So.) 0.8 ppg, 1.5 rpg
 G - Eddie Dunn (6-0, So.) 4.9 ppg, 1.9 rpg
 F - Jim Bobe (6-4, So.) 4.2 ppg, 3.3 rpg

1964-65 (4-21)

G - Ed Dunn (5-11, Jr.) 10.9 ppg, 2.7 rpg
 G - Jim Robbins (6-2, Jr.) 8.8 ppg, 4.9 rpg
 C - Fred Stanley (6-5, Jr.) 10.4 ppg, 4.9 rpg
 F - Bob Kreilein (6-4, Sr.) 4.1 ppg, 3.3 rpg
 F - Jim Bobe (6-4, Jr.) 6.4 ppg, 3.5 rpg

TOP SUBS

F - Ronald Steinhart (6-2, Sr.) 6.7 ppg, 4.3 rpg
 C - John Partridge (6-6, Jr.) 4.3 ppg, 2.3 rpg
 F - Dick Megginson (6-4, So.) 5.9 ppg, 3.4 rpg

1965-66 (5-18)

G - Larry Martindale (6-0, So.) 8.2 ppg, 2.9 rpg
 G - Glenn Lusk (6-2, Sr.) 4.1 ppg, 2.1 rpg
 C - Charles Burhorn (6-6, Jr.) 11.8 ppg, 8.0 rpg
 F - Mickey Williams (6-3, Sr.) 12.1 ppg, 9.0 rpg
 G - Eddie Dunn (5-11, Sr.) 8.6 ppg, 2.5 rpg

TOP SUBS

F/G - Jim Moran (6-4, So.) 6.9 ppg, 3.0 rpg
 F - John Partridge (6-6, Sr.) 2.4 ppg, 2.5 rpg
 F - Ronnie Wall (6-4, So.) 4.8 ppg, 2.5 rpg

1966-67 (13-12)

G - Larry Martindale (6-0, Jr.) 11.9 ppg, 3.8 rpg
 G - Eddie Miller (6-2, So.) 11.0 ppg, 2.6 rpg
 C - Jerry Brawner (6-8, So.) 14.5 ppg, 9.2 rpg
 F - Ken Turner (6-5, Sr.) 14.5 ppg, 6.6 rpg
 F - Dale Stevens (6-6, So.) 9.4 ppg, 6.6 rpg

TOP SUBS

G - Ronnie Aldy (6-2, Jr.) 6.7 ppg, 1.6 rpg
 F - Charlie Jordan (6-5, So.) 3.0 ppg, 2.6 rpg
 F - Chuck Burhorn (6-5, Sr.) 2.9 ppg, 3.2 rpg

1967-68 (7-17)

G - Eddie Miller (6-2, Jr.) 8.3 ppg, 3.0 rpg
 G - Larry Martindale (6-0, Sr.) 6.2 ppg, 2.0 rpg
 C - Jerry Brawner (6-8, Jr.) 12.5 ppg, 8.8 rpg
 F - Ken Turner (6-5, Sr.) 13.8 ppg, 6.6 rpg
 F - Dale Stevens (6-6, Jr.) 7.9 ppg, 4.7 rpg

TOP SUBS

G - Ron Coleman (6-3, So.) 10.6 ppg, 3.1 rpg
 F - Ronnie Aldy (6-2, Sr.) 9.6 ppg, 1.6 rpg
 C - Rodney Chamblee (6-9, Jr.) 3.6 ppg, 3.3 rpg

1968-69 (10-14)

G - Ron Coleman (6-3, Jr.) 12.6 ppg, 3.7 rpg
 G - Charlie Ward (6-4, Jr.) 7.5 ppg, 3.0 rpg
 C - Jerry Brawner (6-8, Sr.) 13.8 ppg, 8.8 rpg
 F - Ken Turner (6-5, Sr.) 19.5 ppg, 6.3 rpg
 F - Tom Butler (6-8, Jr.) 9.5 ppg, 7.5 rpg

TOP SUBS

F - Rodney Chamblee (6-9, Sr.) 2.4 ppg, 2.7 rpg
 G - Cecil Jones (6-2, So.) 1.5 ppg, 0.6 rpg
 G - Danny Dossett (6-5, Sr.) 1.3 ppg, 0.9 rpg

1969-70 (10-15)

G - Ron Coleman (6-3, Sr.) 20.8 ppg, 5.0 rpg
 G - Cecil Jones (6-2, Jr.) 7.0 ppg, 3.7 rpg
 C - Lock Ross (6-8, Jr.) 5.9 ppg, 5.6 rpg
 F - Tom Butler (6-7, Sr.) 13.5 ppg, 9.3 rpg
 F - Duaine Boucher (6-5, So.) 12.9 ppg, 7.9 rpg

TOP SUBS

G - Charlie Ward (6-4, Sr.) 8.6 ppg, 3.7 rpg
 C - Gaylon Baird (6-6, Jr.) 6.7 ppg, 2.4 rpg
 F - Bruce Rich (6-4, Jr.) 5.1 ppg, 2.3 rpg

1970-71 (11-15)

G - Johnny Neumann (6-7, So.) 40.1 ppg, 6.6 rpg
 G - Dave Rhodes (6-0, So.) 13.1 ppg, 2.4 rpg
 C - Jim Farr (6-7, Jr.) 4.2 ppg, 6.8 rpg
 G/F - Danny Gunn (6-2, So.) 11.4 ppg, 4.8 rpg
 F - Duaine Boucher (6-5, Jr.) 9.6 ppg, 6.5 rpg

TOP SUBS

G - Cecil Jones (6-2, Sr.) 5.6 ppg, 2.6 rpg
 F - Bruce Rich (6-4, Sr.) 3.6 ppg, 1.8 rpg
 F - Dave Smith (6-7, So.) 4.2 ppg, 2.5 rpg

1971-72 (13-12)

G - Tom Jordan (6-1, So.) 11.1 ppg, 3.2 rpg
 G - Danny Gunn (6-2, Jr.) 8.7 ppg, 4.4 rpg
 C - Fred Cox (7-0, So.) 16.2 ppg, 10.8 rpg
 F - Coolidge Ball (6-5, So.) 16.8 ppg, 10.3 rpg
 F - Duaine Boucher (6-5, Sr.) 11.4 ppg, 5.9 rpg

TOP SUBS

G - David Rhodes (6-0, Jr.) 10.3 ppg, 2.0 rpg
 F - Steve Strickland (6-7, Jr.) 4.1 ppg, 2.8 rpg
 F - Dave Smith (6-7, Jr.) 2.0 ppg, 1.5 rpg

1972-73 (14-12)

G - Dean Hudson (6-3, So.) 10.7 ppg, 4.9 rpg
 G - Tom Jordan (6-1, Jr.) 9.7 ppg, 1.6 rpg
 C - Fred Cox (7-0, Jr.) 14.2 ppg, 9.8 rpg
 F - Coolidge Ball (6-5, Jr.) 13.7 ppg, 9.7 rpg
 G/F - Bob Mahoney (6-4, So.) 5.2 ppg, 3.2 rpg

TOP SUBS

F/C - Dave Downing (6-9, So.) 10.0 ppg, 6.0 rpg
 F - Dave Smith (6-7, Sr.) 3.6 ppg, 2.0 rpg
 G - David Rhodes (6-0, Sr.) 3.1 ppg, 0.6 rpg

1973-74 (15-10)

G - Dave Shepherd (5-10, Jr.) 14.3 ppg, 2.5 rpg
 G - Dean Hudson (6-3, Jr.) 7.8 ppg, 2.6 rpg
 C - Fred Cox (7-0, Sr.) 13.4 ppg, 8.2 rpg
 F - Coolidge Ball (6-5, Jr.) 11.8 ppg, 9.8 rpg
 F - Walter Actwood (6-7, Fr.) 9.8 ppg, 8.5 rpg

TOP SUBS

G - Tom Jordan (6-1, Sr.) 8.2 ppg, 1.3 rpg
 F - Matt Meibers (6-6, Jr.) 4.9 ppg, 3.5 rpg
 G - Bob Mahoney (6-4, Jr.) 4.7 ppg, 1.6 rpg

1974-75 (8-18)

G - Dave Shepherd (5-10, Sr.) 20.7 ppg, 3.1 rpg
 G - Bob Mahoney (6-4, Sr.) 10.5 ppg, 3.8 rpg
 F/C - Matt Meibers (6-6, Sr.) 12.6 ppg, 6.8 rpg
 F - Walter Actwood (6-7, So.) 13.8 ppg, 11.3 rpg
 F - Harvey Murray (6-5, Jr.) 9.8 ppg, 6.5 rpg

TOP SUBS

F - Herb Wright (6-5, Jr.) 11.8 ppg, 5.3 rpg
 G - Joe Kyles (6-2, Fr.) 2.3 ppg, 1.4 rpg
 F - George Gillom (6-4, Fr.) 1.3 ppg, 0.8 rpg

1975-76 (6-21)

G - John Billups (6-4, Jr.) 13.1 ppg, 5.6 rpg
 G - Joe Kyles (6-2, So.) 5.7 ppg, 1.9 rpg
 F - Eugene Harris (6-7, Jr.) 14.8 ppg, 9.8 rpg
 F - Walter Actwood (6-7, Jr.) 12.0 ppg, 9.3 rpg
 F - Ronnie Davis (6-7, Fr.) 9.0 ppg, 5.8 rpg

TOP SUBS

F - Harvey Murray (6-5, Sr.) 5.4 ppg, 3.9 rpg
 G - Henry Jackson (6-0, Fr.) 3.4 ppg, 1.7 rpg
 G - Jim Warner (6-1, Jr.) 2.9 ppg, 0.9 rpg

1976-77 (11-16)

G - John Billups (6-4, Sr.) 17.3 ppg, 9.8 rpg
 G - Joe Kyles (6-2, Jr.) 8.4 ppg, 2.9 rpg
 C - Walter Actwood (6-7, Sr.) 11.5 ppg, 7.4 rpg
 F - John Stroud (6-7, Sr.) 14.5 ppg, 5.1 rpg
 F - Eugene Harris (6-7, Sr.) 11.1 ppg, 6.1 rpg

TOP SUBS

G - Henry Jackson (6-11, So.) 3.8 ppg, 2.2 rpg
 G - Tom Wardo (6-4, Fr.) 3.8 ppg, 1.4 rpg
 G - Jim Warner (6-1, Jr.) 3.2 ppg, 0.6 rpg

1977-78 (10-17)

G - Joe Kyles (6-2, Sr.) 13.9 ppg, 4.2 rpg
 G - Henry Jackson (5-11, Jr.) 3.5 ppg, 2.0 rpg
 C - Kim Benson (6-9, Jr.) 5.2 ppg, 4.0 rpg
 F - John Stroud (6-7, So.) 18.1 ppg, 8.5 rpg
 F - Elston Turner (6-5, Fr.) 9.9 ppg, 7.8 rpg

TOP SUBS

G - Chris Barret (6-5, Fr.) 6.5 ppg, 1.4 rpg
 G - Tom Warda (6-4, So.) 5.1 ppg, 1.5 rpg
 F - Norman Miller (6-7, Fr.) 2.4 ppg, 2.2 rpg

1978-79 (11-16)

G - Sean Tuohy (6-1, Fr.) 3.4 ppg, 2.5 rpg
 G - Stan Malcom (6-2, Fr.) 4.6 ppg, 1.2 rpg
 C - Tim Thomas (6-7, Fr.) 6.3 ppg, 4.5 rpg
 F - John Stroud (6-7, Jr.) 26.3 ppg, 9.2 rpg
 F - Elston Turner (6-5, So.) 15.9 ppg, 6.4 rpg

TOP SUBS

G - Chris Barret (6-5, So.) 5.3 ppg, 1.9 rpg
 F - Richard Hamilton (6-4, Fr.) 3.9 ppg, 1.8 rpg
 G - Henry Jackson (5-11, Sr.) 1.6 ppg, 0.8 rpg

1979-80 (17-13)

G - Sean Tuohy (6-1, So.) 6.4 ppg, 2.1 rpg
 G - Chris Barret (6-5, Jr.) 5.6 ppg, 1.5 rpg
 C - Roger Stieg (6-8, Fr.) 4.6 ppg, 3.3 rpg
 F - John Stroud (6-7, Sr.) 25.2 ppg, 7.2 rpg
 F - Elston Turner (6-5, Jr.) 16.9 ppg, 7.0 rpg

TOP SUBS

G - Carlos Clark (6-4, Fr.) 5.7 ppg, 2.5 rpg
 G - Cecil Dowell (6-0, Fr.) 1.9 ppg, 1.8 rpg
 F - Richard Hamilton (6-5, So.) 1.2 ppg, 0.9 rpg

1980-81 (16-14)

G - Cecil Dowell (6-0, So.) 6.6 ppg, 1.6 rpg
 G - Sean Tuohy (6-1, Jr.) 5.6 ppg, 1.5 rpg
 C - Roger Stieg (6-9, So.) 7.4 ppg, 4.3 rpg
 F - Elston Turner (6-5, Sr.) 20.6 ppg, 8.1 rpg
 F - Carlos Clark (6-4, So.) 14.0 ppg, 3.9 rpg

TOP SUBS

G/F - Chris Barret (6-5, Sr.) 5.4 ppg, 1.8 rpg
 C - Tim Thomas (6-8, Jr.) 3.2 ppg, 2.7 rpg
 F - Norman Miller (6-8, Sr.) 0.8 ppg, 1.9 rpg

1981-82 (18-12)

G - Sean Tuohy (6-1, Sr.) 5.5 ppg, 1.0 rpg
 F/G - Carlos Clark (6-7, Fr.) 21.1 ppg, 4.3 rpg
 C - Roger Steig (6-9, Jr.) 8.2 ppg, 5.0 rpg
 F - Eric Laird (6-4, Fr.) 7.9 ppg, 2.1 rpg
 F - George Buckner (6-7, Fr.) 4.7 ppg, 2.1 rpg

TOP SUBS

G - Brad Pierce (6-0, So.) 4.1 ppg, 1.0 rpg
 F - Michael Partridge (6-5, Fr.) 3.5 ppg, 3.2 rpg
 C - Tim Thomas (6-8, Sr.) 3.5 ppg, 2.8 rpg

1982-83 (19-12)

G - Cecil Dowell (6-0, Jr.) 6.5 ppg, 2.5 rpg
 F/G - Carlos Clark (6-4, Sr.) 20.4 ppg, 5.0 rpg
 C - Roger Steig (6-9, Sr.) 11.2 ppg, 5.6 rpg
 F - Eric Laird (6-4, So.) 11.2 ppg, 2.2 rpg
 F - Michael Partridge (6-5, So.) 8.0 ppg, 5.8 rpg

TOP SUBS

F - George Buckner (6-7, So.) 3.6 ppg, 3.0 rpg
 G - Brad Pierce (6-0, Jr.) 2.3 ppg, 0.6 rpg
 F - Derek Horne (6-7, Fr.) 0.3 ppg, 0.8 rpg

1983-84 (8-20)

G - Eric Laird (6-4, Jr.) 17.4 ppg, 2.0 rpg
 G - Joe Ayers (6-5, Fr.) 5.6 ppg, 3.4 rpg
 C - Sylvester Kincheon (6-11, Fr.) 4.6 ppg, 3.4 rpg
 F - Bruce Tranbarger (6-7, Fr.) 6.0 ppg, 2.6 rpg
 F - Andre Laird (6-2, Fr.) 3.6 ppg, 0.9 rpg

TOP SUBS

F - George Buckner (6-7, Jr.) 10.0 ppg, 4.4 rpg
 F - Michael Partridge (6-5, Jr.) 8.5 ppg, 4.8 rpg
 G - Cecil Dowell (6-0, Sr.) 4.8 ppg, 1.5 rpg

1984-85 (11-17)

G - Eric Laird (6-4, Sr.) 16.5 ppg, 2.7 rpg
 G - Joe Ayers (6-5, So.) 12.5 ppg, 4.1 rpg
 C - Derek Horne (6-7, Jr.) 4.3 ppg, 4.8 rpg
 F - Curtis Ritchwood (6-6, Jr.) 14.3 ppg, 7.4 rpg
 F - Andre Laird (6-1, So.) 3.8 ppg, 1.4 rpg

TOP SUBS

G - Joe Coleman (6-1, Fr.) 6.1 ppg, 1.7 rpg
 F - Don Royster (6-7, So.) 5.8 ppg, 3.7 rpg
 C - Todd Robinson (6-9, Fr.) 1.7 ppg, 1.5 rpg

1985-86 (12-17)

G - Roderick Barnes (6-1, So.) 10.2 ppg, 2.7 rpg
 G - Joe Ayers (6-5, Jr.) 8.4 ppg, 2.6 rpg
 C - Derek Horne (6-7, Sr.) 2.8 ppg, 3.0 rpg
 F - Eric Smith (6-6, Jr.) 17.5 ppg, 6.8 rpg
 F - Curtis Ritchwood (6-6, Sr.) 13.3 ppg, 7.5 rpg

TOP SUBS

G - Joe Coleman (6-1, So.) 6.9 ppg, 1.1 rpg
 C - Ronnie Sims (6-9, Jr.) 4.3 ppg, 2.9 rpg
 F - Bruce Tranbarger (6-7, So.) 3.0 ppg, 1.5 rpg

1986-87 (15-14)

G - Joe Ayers (6-5, Sr.) 13.7 ppg, 3.9 rpg
 G - Roderick Barnes (6-1, Jr.) 11.6 ppg, 2.9 rpg
 C - Ronnie Sims (6-9, Sr.) 10.8 ppg, 5.4 rpg
 F - Eric Smith (6-6, Sr.) 13.2 ppg, 8.0 rpg
 F - Charles Prater (6-4, Jr.) 12.0 ppg, 5.2 rpg

TOP SUBS

G - Ronnie Miller (6-1, Jr.) 3.9 ppg, 1.7 rpg
 F - Bruce Tranbarger (6-7, Jr.) 1.6 ppg, 1.1 rpg
 G - Keith Kessinger (6-2, So.) 3.6 ppg, 0.3 rpg

1987-88 (13-16)

G - Roderick Barnes (6-1, Sr.) 19.0 ppg, 4.2 rpg
 G - Tim Jumper (6-3, Fr.) 13.6 ppg, 2.7 rpg
 C - Sean Murphy (6-11, Fr.) 7.0 ppg, 5.2 rpg
 F - Charles Prater (6-4, Sr.) 16.0 ppg, 6.9 rpg
 F - Mike Paul (6-8, Jr.) 3.3 ppg, 2.7 rpg

TOP SUBS

G - Ronnie Miller (6-2, Sr.) 4.2 ppg, 1.7 rpg
 F - Greg Turner (6-5, Fr.) 2.1 ppg, 2.3 rpg
 F - Edgar Ward (6-6, Fr.) 1.8 ppg, 1.6 rpg

1988-89 (15-15)

G - John Matthews (5-10, So.) 7.6 ppg, 2.7 rpg
 G - Tim Jumper (6-3, So.) 12.6 ppg, 3.9 rpg
 C - Sean Murphy (6-11, So.) 5.8 ppg, 6.6 rpg
 F - Gerald Glass (6-6, Jr.) 28.0 ppg, 8.5 rpg
 F - Mike Paul (6-8, Sr.) 6.7 ppg, 4.8 rpg

TOP SUBS

G - David Midlick (6-0, Fr.) 7.0 ppg, 1.2 rpg
 F - Greg Turner (6-5, So.) 5.4 ppg, 3.0 rpg
 G - Hunter Atkins (6-3, Fr.) 5.7 ppg, 2.1 rpg

1989-90 (13-17)

G - John Matthews (5-10, Jr.) 5.6 ppg, 1.5 rpg
 G - Tim Jumper (6-3, Jr.) 11.8 ppg, 3.2 rpg
 C - Sean Murphy (6-11, Jr.) 5.5 ppg, 6.0 rpg
 F - Gerald Glass (6-6, Sr.) 24.1 ppg, 7.6 rpg
 F - Joe Harvell (6-7, Fr.) 13.2 ppg, 5.4 rpg

TOP SUBS

C - Patrick Eddie (6-11, Jr.) 7.2 ppg, 6.0 rpg
 G - David Midlick (6-0, So.) 4.6 ppg, 1.0 rpg
 F - James Bailey (6-6, Fr.) 2.3 ppg, 1.7 rpg

1990-91 (9-19)

G - Dondi Flemister (6-3, Fr.) 7.4 ppg, 2.6 rpg
 G - Tim Jumper (6-3, Sr.) 12.5 ppg, 4.0 rpg
 C - Sean Murphy (6-11, Sr.) 5.5 ppg, 6.1 rpg
 F - Joe Harvell (6-7, So.) 17.4 ppg, 5.6 rpg
 F - Patrick Eddie (6-11, Sr.) 8.6 ppg, 5.4 rpg

TOP SUBS

G - David Midlick (6-0, Jr.) 5.8 ppg, 1.4 rpg
 F - Stephen Davis (6-6, Fr.) 5.0 ppg, 1.6 rpg
 F - James Bailey (6-6, So.) 4.4 ppg, 3.6 rpg

1991-92 (11-17)

G - Dondi Flemister (6-3, So.) 7.6 ppg, 3.2 rpg
 G - Kevin Watkins (6-2, Jr.) 12.9 ppg, 4.1 rpg
 C - Kelvin Scales (6-8, Jr.) 9.1 ppg, 5.6 rpg
 F - Joe Harvell (6-7, Jr.) 25.0 ppg, 5.9 rpg
 F - James Bailey (6-5, Jr.) 6.0 ppg, 4.6 rpg

TOP SUBS

G - Cedric Brim (6-1, Fr.) 4.9 ppg, 1.9 rpg
 C - Wes Hardin (7-0, Fr.) 4.0 ppg, 2.5 rpg
 G - Don Jenkins (6-3, Jr.) 3.2 ppg, 2.8 rpg

1992-93 (10-18)

G - Kevin Watkins (6-2, Sr.) 16.5 ppg, 3.5 rpg
 G - Cedric Brim (6-1, So.) 3.6 ppg, 1.3 rpg
 C - David Dean (7-1, Jr.) 6.4 ppg, 5.1 rpg
 F - Joe Harvell (6-7, Sr.) 17.7 ppg, 5.4 rpg
 F - Jarrell Evans (6-6, Jr.) 7.0 ppg, 6.1 rpg

TOP SUBS

G - Juha Luhtanen (6-4, Jr.) 6.4 ppg, 1.9 rpg
 F - Dillard Quick (6-7, Sr.) 5.4 ppg, 3.5 rpg
 F - Kelvin Scales (6-8, Sr.) 2.9 ppg, 2.3 rpg

1993-94 (14-13)

G - Walsh Jordan (6-1, Jr.) 4.9 ppg, 1.6 rpg
 G - David Johnson (6-2, Jr.) 15.1 ppg, 4.2 rpg
 C - David Dean (7-1, Sr.) 9.4 ppg, 6.5 rpg
 F - Jarrell Evans (6-6, Sr.) 11.9 ppg, 6.6 rpg
 F - Ervin Garnes (6-4, Jr.) 12.6 ppg, 4.9 rpg

TOP SUBS

F - J.J. Sims (6-7, So.) 6.4 ppg, 3.9 rpg
 G - Fred Johnigan (6-4, Jr.) 4.3 ppg, 4.0 rpg
 F - Keith Peel (6-9, Sr.) 2.5 ppg, 2.9 rpg

1994-95 (8-19)

G - Cedric Brim (6-1, Sr.) 8.6 ppg, 2.7 rpg
 G - David Johnson (6-2, Sr.) 13.5 ppg, 3.4 rpg
 F - John Jackson (6-7, Jr.) 9.6 ppg, 5.1 rpg
 F - Fred Johnigan (6-4, Sr.) 7.2 ppg, 4.8 rpg
 F - Anthony Boone (6-7, Fr.) 11.6 ppg, 5.0 rpg

TOP SUBS

F - J.J. Sims (6-7, Jr.) 9.9 ppg, 4.6 rpg
 F - Ansu Sesay (6-9, Fr.) 7.2 ppg, 3.8 rpg
 G - Robert Butler (6-3, So.) 5.2 ppg, 2.0 rpg

1995-96 (12-15)

G - Michael White (6-1, Fr.) 5.4 ppg, 1.8 rpg
 G - Keith Carter (6-4, Fr.) 13.8 ppg, 5.4 rpg
 F - Ansu Sesay (6-9, So.) 10.6 ppg, 5.8 rpg
 F - Jason Smith (6-6, Fr.) 9.2 ppg, 4.9 rpg
 F - Anthony Boone (6-7, So.) 6.2 ppg, 6.2 rpg

TOP SUBS

G - Joezon Darby (6-2, So.) 9.3 ppg, 2.6 rpg
 F - John Jackson (6-7, Sr.) 6.6 ppg, 3.7 rpg
 F - Ervin Garnes (6-4, Sr.) 4.1 ppg, 3.2 rpg

1996-97 (20-9)

G - Michael White (6-1, So.) 4.4 ppg, 1.8 rpg
 G - Keith Carter (6-4, So.) 12.1 ppg, 4.2 rpg
 F - Ansu Sesay (6-9, Jr.) 14.8 ppg, 7.9 rpg
 F - Jason Smith (6-6, So.) 11.4 ppg, 5.8 rpg
 F - Anthony Boone (6-7, Jr.) 7.0 ppg, 3.9 rpg

TOP SUBS

G - Joezon Darby (6-2, Jr.) 10.5 ppg, 2.2 rpg
 F - Jon Cantrell (6-8, So.) 3.9 ppg, 1.8 rpg
 F - Johnnie Rogers (6-9, So.) 2.8 ppg, 3.5 rpg

1997-98 (22-7)

G - Michael White (6-1, Jr.) 5.4 ppg, 2.0 rpg
 G - Keith Carter (6-4, Jr.) 14.8 ppg, 6.2 rpg
 F - Ansu Sesay (6-9, Sr.) 18.6 ppg, 7.6 rpg
 F - Jason Smith (6-6, Jr.) 9.8 ppg, 6.5 rpg
 F - Anthony Boone (6-7, Sr.) 5.3 ppg, 4.1 rpg

TOP SUBS

G - Joezon Darby (6-2, Sr.) 11.7 ppg, 2.4 rpg
 G - Jason Flanigan (6-1, Fr.) 4.1 ppg, 1.6 rpg
 F - Johnnie Rogers (6-9, Jr.) 3.2 ppg, 2.8 rpg

1998-99 (20-13)

G - Michael White (6-1, Sr.) 5.2 ppg, 1.9 rpg
 G - Jason Flanigan (6-1, So.) 4.8 ppg, 2.6 rpg
 G - Keith Carter (6-4, Sr.) 16.4 ppg, 4.6 rpg
 F - Jason Smith (6-6, Sr.) 12.9 ppg, 5.6 rpg
 F - Marcus Hicks (6-6, Jr.) 11.7 ppg, 5.4 rpg

TOP SUBS

F - Rahim Lockhart (6-8, So.) 7.4 ppg, 4.9 rpg
 G - Jason Harrison (5-5, Fr.) 6.3 ppg, 1.7 rpg
 F - Johnnie Rogers (6-9, Sr.) 4.1 ppg, 3.0 rpg

1999-2000 (19-14)

G - Jason Harrison (5-5, So.) 9.4 ppg, 2.8 rpg
 G - Jason Flanigan (6-1, Jr.) 8.4 ppg, 2.9 rpg
 F - Rahim Lockhart (6-8, Jr.) 12.2 ppg, 8.4 rpg
 F - LaTaryl Williams (6-7, Sr.) 9.0 ppg, 3.5 rpg
 F - Marcus Hicks (6-6, Sr.) 14.3 ppg, 5.9 rpg

TOP SUBS

F - Darrin Brown (6-6, So.) 6.9 ppg, 3.1 rpg
 G - Emmanuel Wade (6-3, Fr.) 4.9 ppg, 1.7 rpg
 G - Jason Holmes (6-5, Jr.) 3.3 ppg, 1.6 rpg

2000-01 (27-8)

G - Jason Flanigan (6-1, Sr.) 7.1 ppg, 3.1 rpg
 G - David Sanders (6-3, So.) 6.9 ppg, 2.7 rpg
 F - Rahim Lockhart (6-8, Sr.) 13.0 ppg, 8.1 rpg
 F - Justin Reed (6-8, Fr.) 11.0 ppg, 5.9 rpg
 F - Jason Holmes (6-5, Sr.) 6.3 ppg, 2.6 rpg

TOP SUBS

G - Aaron Harper (6-7, Fr.) 9.2 ppg, 2.9 rpg
 G - Jason Harrison (5-5, Jr.) 7.1 ppg, 1.9 rpg
 G - Emmanuel Wade (6-3, So.) 4.4 ppg, 1.8 rpg

2001-02 (20-11)

G - Jason Harrison (5-5, Sr.) 9.7 ppg, 1.7 rpg
 G - David Sanders (6-3, Jr.) 12.5 ppg, 4.6 rpg
 F - Justin Reed (6-8, So.) 14.6 ppg, 6.6 rpg
 F - Derrick Allen (6-8, Jr.) 8.9 ppg, 5.9 rpg
 F - Aaron Harper (6-7, So.) 11.9 ppg, 4.3 rpg

TOP SUBS

G - Emmanuel Wade (6-3, Jr.) 7.0 ppg, 3.3 rpg
 F/G - Kendrick Fox (6-7, Fr.) 2.2 ppg, 0.9 rpg
 F - Richard Kirklín (6-9, Jr.) 1.6 ppg, 1.0 rpg

2002-03 (14-15)

G - David Sanders (6-3, Sr.) 10.1 ppg, 3.9 rpg
 G - Trey Pearson (6-4, Fr.) 4.7 ppg, 2.9 rpg
 F - Justin Reed (6-8, Jr.) 15.4 ppg, 5.3 rpg
 F - Derrick Allen (6-8, Sr.) 8.2 ppg, 4.9 rpg
 F - Aaron Harper (6-7, Jr.) 12.2 ppg, 3.7 rpg

TOP SUBS

G - Emmanuel Wade (6-3, Sr.) 8.5 ppg, 2.7 rpg
 F/C - John Gunn (6-10, Jr.) 2.8 ppg, 1.8 rpg
 G - Justin Johnson (6-0, So.) 2.4 ppg, 0.6 rpg

2003-04 (13-15)

G - Todd Abernethy (6-1, Fr.) 5.4 ppg, 1.5 rpg
 G - Justin Johnson (6-0, Jr.) 5.3 ppg, 1.9 rpg
 F - Justin Reed (6-8, Sr.) 18.5 ppg, 7.5 rpg
 F - Tommie Eddie (6-7, Jr.) 5.3 ppg, 3.0 rpg
 F - Aaron Harper (6-7, Sr.) 16.5 ppg, 5.1 rpg

TOP SUBS

F/G - Kendrick Fox (6-7, Jr.) 5.1 ppg, 2.5 rpg
 G - Ed Glass (6-2, Jr.) 1.9 ppg, 1.3 rpg
 G - Bam Doyno (6-4, Fr.) 1.5 ppg, 1.4 rpg

2004-05 (14-17)

G - Cavadas Nunnery (5-9, Sr.) 3.1 ppg, 1.9 rpg
 G - Justin Johnson (6-0, Sr.) 5.5 ppg, 1.4 rpg
 F - Tommie Eddie (6-7, Sr.) 11.3 ppg, 4.4 rpg
 F - Kendrick Fox (6-7, Sr.) 7.6 ppg, 3.0 rpg
 F - Londrick Nolen (6-6, Jr.) 9.8 ppg, 4.4 rpg

TOP SUBS

G - Todd Abernethy (6-1, So.) 8.3 ppg, 2.8 rpg
 F - Marvin Moore (6-6, Sr.) 5.7 ppg, 3.1 rpg
 G/F - Brandon Patterson (6-6, Fr.) 5.1 ppg, 2.0 rpg

2005-06 (14-16)

G - Todd Abernethy (6-1, Jr.) 8.6 ppg, 2.6 rpg
 G - Bam Doyno (6-4, Jr.) 9.0 ppg, 4.0 rpg
 C - Dwayne Curtis (6-8, So.) 13.6 ppg, 7.6 rpg
 F - Jermeý Parnell (6-8, So.) 4.8 ppg, 2.9 rpg
 F - Londrick Nolen (6-6, Sr.) 8.6 ppg, 4.5 rpg

TOP SUBS

G - Clarence Sanders (6-2, Jr.) 9.1 ppg, 1.3 rpg
 F - Trey Hampton (6-7, Fr.) 4.5 ppg, 2.2 rpg
 G - Brandon Patterson (6-6, So.) 2.8 ppg, 1.3 rpg

2006-07 (21-13)

G - Todd Abernethy (6-1, Sr.) 11.2 ppg, 3.0 rpg
 G - Clarence Sanders (6-1, Sr.) 16.1 ppg, 2.5 rpg
 G - Bam Doyno (6-4, Sr.) 14.9 ppg, 4.3 rpg
 C - Dwayne Curtis (6-8, Jr.) 12.2 ppg, 8.3 rpg
 F - Kenny Williams (6-8, Jr.) 7.1 ppg, 5.7 rpg

TOP SUBS

F/C - Jermeý Parnell (6-8, Jr.) 4.9 ppg, 4.0 rpg
 G - Eniel Polynice (6-5, Fr.) 3.9 ppg, 2.2 rpg
 F - Trey Hampton (6-7, So.) 2.2 ppg, 1.7 rpg

2007-08 (24-11)

G - Chris Warren (5-10, Fr.) 15.8 ppg, 2.0 rpg
 G - David Huertas (6-5, So.) 10.7 ppg, 3.7 rpg
 G - Eniel Polynice (6-5, So.) 10.7 ppg, 5.3 rpg
 C - Dwayne Curtis (6-8, Sr.) 14.9 ppg, 9.6 rpg
 F - Kenny Williams (6-8, Sr.) 8.5 ppg, 6.6 rpg

TOP SUBS

G - Zach Graham (6-5, Fr.) 5.9 ppg, 2.7 rpg
 G - Trevor Gaskins (6-2, Fr.) 5.9 ppg, 1.5 rpg
 F - Jermeý Parnell (6-8, Sr.) 3.7 ppg, 3.3 rpg

2008-09 (16-15)

G - Terrico White (6-5, Fr.) 13.7 ppg, 3.4 rpg
 G - David Huertas (6-5, Jr.) 18.1 ppg, 4.5 rpg
 G - Zach Graham (6-5, So.) 8.5 ppg, 3.1 rpg
 F - Murphy Holloway (6-7, Fr.) 8.4 ppg, 6.6 rpg
 F - Malcolm White (6-9, So.) 7.2 ppg, 5.7 rpg
 *G - Chris Warren (5-10, So.) 19.6 ppg, 1.5 rpg
 *Started first 11 games of season before injured

TOP SUBS

F - Terrance Henry (6-9, Fr.) 4.2 ppg, 3.6 rpg
 F - DeAndre Cranston (6-9, Jr.) 3.1 ppg, 4.2 rpg
 G - Will Bogan (6-1, Fr.) 2.3 ppg, 0.8 rpg

2009-10 (24-11)

G - Chris Warren (5-10, Jr.) 17.2 ppg, 2.0 rpg
 G - Terrico White (6-5, So.) 15.1 ppg, 4.6 rpg
 G - Eniel Polynice (6-5, Jr.) 8.8 ppg, 4.1 rpg
 F - Murphy Holloway (6-7, So.) 10.1 ppg, 7.6 rpg
 F - DeAndre Cranston (6-9, Sr.) 3.5 ppg, 4.1 rpg

TOP SUBS

G - Zach Graham (6-6, Jr.) 9.2 ppg, 3.1 rpg
 F - Terrance Henry (6-9, So.) 6.4 ppg, 3.7 rpg
 F - Reginald Buckner (6-8, Fr.) 4.1 ppg, 4.5 rpg

2010-11 (20-14)

G - Chris Warren (5-10, Sr.) 19.1 ppg, 2.2 rpg
 G - Zach Graham (6-6, Sr.) 14.2 ppg, 4.5 rpg
 G - Nick Williams (6-4, So.) 6.2 ppg, 4.0 rpg
 F - Terrance Henry (6-9, Jr.) 9.7 ppg, 6.0 rpg
 F - Reginald Buckner (6-9, So.) 6.8 ppg, 6.4 rpg

TOP SUBS

G - Dundreous Nelson (5-11, Fr.) 7.2 ppg, 1.5 rpg
 G - Trevor Gaskins (6-2, Jr.) 6.1 ppg, 2.8 rpg
 F - Steadman Short (6-9, Jr.) 3.2 ppg, 3.8 rpg

2011-12 (20-14)

G - Jarvis Summers (6-4, Fr.) 10.4 ppg, 2.4 rpg
 G - Nick Williams (6-4, Jr.) 10.1 ppg, 3.4 rpg
 F - Terrance Henry (6-9, Sr.) 12.5 ppg, 4.3 rpg
 F - Murphy Holloway (6-7, Jr.) 11.2 ppg, 9.0 rpg
 F - Reginald Buckner (6-9, Jr.) 6.9 ppg, 8.1 rpg

TOP SUBS

G - LaDarius White (6-6, Fr.) 5.4 ppg, 1.7 rpg
 F - Demarco Cox (6-8, So.) 3.2 ppg, 2.9 rpg
 F - Aaron Jones (6-8, Fr.) 1.4 ppg, 1.9 rpg

2012-13 (27-9)

G - Jarvis Summers (6-3, So.) 9.1 ppg, 1.8 rpg
 G - Nick Williams (6-4, Sr.) 8.0 ppg, 1.8 rpg
 G - Marshall Henderson (6-2, Jr.) 20.1 ppg, 3.1 rpg
 F - Murphy Holloway (6-7, Sr.) 14.5 ppg, 9.7 rpg
 F - Reginald Buckner (6-9, Sr.) 9.4 ppg, 7.5 rpg

TOP SUBS

G - LaDarius White (6-6, So.) 6.4 ppg, 3.0 rpg
 G - Derrick Millingahus (5-10, Fr.) 5.3 ppg, 1.4 rpg
 F - Aaron Jones (6-8, So.) 3.5 ppg, 4.1 rpg

2013-14 (19-14)

G - Jarvis Summers (6-3, Jr.) 17.3 ppg, 1.9 rpg
 G - LaDarius White (6-6, Jr.) 7.1 ppg, 3.0 rpg
 G - Marshall Henderson (6-2, Sr.) 19.0 ppg, 1.9 rpg
 F - Aaron Jones (6-9, Jr.) 6.0 ppg, 6.6 rpg
 F - Sebastian Saiz (6-9, Fr.) 5.1 ppg, 5.6 rpg

TOP SUBS

F - Anthony Perez (6-9, So.) 7.1 ppg, 3.5 rpg
 G - Derrick Millingahus (5-10, So.) 6.6 ppg, 1.7 rpg
 G - Martavious Newby (6-2, So.) 3.2 ppg, 3.2 rpg

2014-15 (21-13)

G - Jarvis Summers (6-3, Sr.) 12.0 ppg, 1.8 rpg
 G - Martavious Newby (6-3, Jr.) 4.0 ppg, 5.4 rpg
 G - Stefan Moody (5-10, Jr.) 16.6 ppg, 3.4 rpg
 F - M.J. Rhett (6-9, Sr.) 7.4 ppg, 4.6 rpg
 F - Sebastian Saiz (6-9, So.) 7.6 ppg, 5.5 rpg

TOP SUBS

G - LaDarius White (6-6, Sr.) 11.1 ppg, 3.2 rpg
 C - Dwight Coleby (6-10, So.) 5.4 ppg, 4.8 rpg
 G - Terence Smith (6-3, Sr.) 3.9 ppg, 1.2 rpg

2015-16 (20-12)

G - Stefan Moody (5-10, Sr.) 23.6 ppg, 3.2 rpg
 G - Martavious Newby (6-3, Sr.) 4.9 ppg, 5.4 rpg
 G - Rasheed Brooks (6-5, Jr.) 8.3 ppg, 3.3 rpg
 F - Tomasz Gielo (6-9, Sr.) 9.9 ppg, 4.3 rpg
 F - Sebastian Saiz (6-9, Jr.) 11.7 ppg, 8.7 rpg

TOP SUBS

F - Anthony Perez (6-9, Sr.) 7.0 ppg, 4.1 rpg
 F - Marcanvis Hymon (6-7, So.) 6.1 ppg, 5.2 rpg
 G - Donte Fitzpatrick-Dorsey (6-5, Fr.) 3.7 ppg, 1.2 rpg

2016-17 (22-14)

G - Breein Tyree (6-2, Fr.) 7.3 ppg, 1.9 apg
 G - Deandre Burnett (6-2, Jr.) 16.5 ppg, 2.1 rpg
 G - Terence Davis (6-4, So.) 14.9 ppg, 5.3 rpg
 F - Marcanvis Hymon (6-7, Jr.) 3.5 ppg, 5.0 rpg
 F - Sebastian Saiz (6-9, Sr.) 15.1 ppg, 11.4 rpg

TOP SUBS

F - Justas Furmanavicius (6-7, Jr.) 6.3 ppg, 5.0 rpg
 G - Cullen Neal (6-4, Jr.) 9.4 ppg, 1.7 rpg
 G - Rasheed Brooks (6-5, Sr.) 6.4 ppg, 2.6 rpg

2017-18 (12-20)

G - Breein Tyree (6-2, So.) 10.8 ppg, 2.8 apg
 G - Markel Crawford (6-4, Gr.) 9.2 ppg, 1.2 spg
 G - Terence Davis (6-4, Jr.) 13.8 ppg, 6.2 rpg
 F - Marcanvis Hymon (6-7, Sr.) 4.4 ppg, 5.0 rpg
 F - Bruce Stevens (6-8, Jr.) 10.8 ppg, 5.3 rpg

TOP SUBS

G - Deandre Burnett (6-2, Sr.) 13.5 ppg, 3.9 apg
 G - Devontae Shuler (6-2, Fr.) 6.0 ppg, 1.0 spg
 F - Justas Furmanavicius (6-7, Sr.) 3.2 ppg, 3.0 rpg
 C - Dominik Olejniczak (7-0, So.) 4.3 ppg, 2.6 rpg

2019-20 (20-13)

G - Devontae Shuler (6-2, So.) 10.3 ppg, 1.7 spg
 G - Breein Tyree (6-2, Jr.) 17.9 ppg, 2.8 apg
 G - Terence Davis (6-4, Sr.) 15.1 ppg, 5.8 rpg
 G/F - Blake Hinson (6-7, Fr.) 8.3 ppg, 2.9 rpg
 C - Dominik Olejniczak (7-0, Jr.) 5.3 ppg, 3.0 rpg

TOP SUBS

F - Bruce Stevens (6-8, Sr.) 8.5 ppg, 4.4 rpg
 F - KJ Buffen (6-7, Fr.) 6.0 ppg, 4.4 rpg
 G - D.C. Davis (5-11, Sr.) 2.2 ppg, 1.5 rpg

ALL-TIME LETTERMEN

— A —

Abernathy, Lewis McLaurine (Dugan), 1952-53-54
 Abernethy, Todd, G, 2004-05co-c, 06co-c, 07co-c
 Actwood, Walter, F, 1974-75-76, 77c
 Agee, Sam, F, 2004
 Ainsworth, Sterling, C, 1960-61-62
 Aldridge, Scott, mgr., 1997-98-99-2000
 Aldy, Ronnie, G, 1967-68
 Allen, Bo, F, 1988
 Allen, Derrick, F, 2002-03c
 Anderson, Jimmie Hall, G-C, 1934
 Aniefiok, Maurice, G, 2012
 Atherton, Jim Tom, G, 1957-58-59
 Atkins, Hunter G, 1989
 Austin, L.F., 1911
 Austin, Oliver, F, 1909-10; 1912
 Avery, Jack, F, 1931
 Ayers, Joe, F, 1984-85-86-87

— B —

Bailey, James, F, 1990-91-92c
 Bailey, Robert W., 1913
 Baird, Gaylon, C, 1970-71
 Ball, Coolidge, F, 1972-73-74c
 Ball, John H., F, 1914
 Barkley, Thomas, G, 1924
 Barksdale, Jack, G, 1955
 Barnes, Chuck, G, 1990
 Barnes, Roderick, G, 1985-86-87-88
 Barrett, Chris, G, 1978-79-80-81
 Beddenfield, Marcus, G, 1933
 Below, Lane, G, 2017-18
 Benson, Kim, C, 1978
 Berry, George, 1931
 Berryhill, Herman E., C, 1933-34
 Billips, John, G-F, 1976-77
 Bishop, Smith, F, 1915
 Blackledge, W.T., C, 1947-48
 Blackwell, Ance, G, 1939-40
 Bobe, James, F, 1964-65
 Bogan, Will, G, 2009; 2011
 Bogen, Edward J. (Josh), mgr., 1929
 Bolton, Bill, C, 1961-62-63
 Boone, Anthony, F, 1995-96-97-98
 Boone, Michael, F, 1997-98
 Boucher, Duaine, F, 1970-71-72c
 Boutwell, George, G, 1929-30-31
 Brackeen, Denver, C, 1954-55
 Bradley, Kimble, G, 1938-39
 Branham, Alfred, F, 1917
 Brawner, Jerry, C, 1967-68-69
 Breland, R.Q., F, 1923-24



Point guard Todd Abernethy was a three-time team captain in 2005, 2006 and 2007.

Brent, Charlton, G, 1930
 Bridges, Roy, G, 1917
 Brim, Cedric, G, 1992-93-94-95c
 Brinson, Alonzo, G, 1926-27
 Britt, Alvin, G-F, 1932-33-34
 Britt, Howard, 1936
 Brooks, Rasheed, G, 2016-17
 Brown, Bryan, G, 2003
 Brown, Carter, F, 1957-58
 Brown, Darrian, G, 1999-2000
 Brown, Kiah, G, 2007
 Brown, Ryan, G, 2008-09
 Bruce, Johnny, F, 1945-46
 Brutus, Terry, F, 2013-15
 Bryson, Cecil, G, 1925-26-27
 Buchanan, Oscar, F, 1943
 Buckner, George, F, 1982-83
 Buckner, Reginald, F, 2010-11-12-13
Buffen, KJ, F, 2019
 Burhorn, Chuck, F, 1966-67
 Burke, Webster, G, 1925-26-27
 Burks, Anthony, F/C, 1997
 Burnett, Deandre, G, 2017-18
 Burnett, Loren, G, 1941
 Burnside, Andre, F, 1995
 Busby, Ray, G, 1948-49
 Butler, Robert, G, 1994-95
 Butler, Tom, C-F, 1968-69-70
 Bynum, Jerry, G, 1953-54-55-56

— C —

Cahall, Billy, G, 1911-12
 Caldwell, Danny, G, 1961
 Caldwell, Jeff, mgr., 1991-92
 Cantinoli, Kevin, F, 2009
 Cantrell, Jon, F, 1996-97-98
 Capers, Jamie, mgr., 1995-96-97-98
 Capello, Harry, 1940
 Carlson, Cully, G-F, 1936-37
 Carpenter, Hunter, G, 1996-97-98-99co-c
 Carter, Keith, G, 1996-97-98-99co-c
 Chamblee, Rodney, C, 1967-68-69
 Chandler, Lane T., 1912-14
 Childers, Jimmy, C, 1950-51-52
 Childs, Marlon, F, 1995-96
 Clark, Carlos, G, 1980-81-82-83
 Clay, George, C, 1936-37-38
 Coghlan, Ken, G, 1982-83-84
 Coleby, Dwight, C, 2014-15
 Coleman, Joe, G, 1985-86
 Coleman, Ron, G, 1968-69-70
 Coddington, Jake, F, 2016
 Cook, Marion (Rabbit), G, 1947-48-49-50
 Cox, Demarco, C, 2011-12-13-14
 Cox, Fred, C, 1972-73-74
 Cranston, DeAundre, F, 2009-10
 Crawford, Eddie, F, 1955
 Crawford, Markel, G, 2018
 Curtis, Chester, F, 1933-34-35
 Curtis, Corwin, mgr., 1996-97; 1999
 Curtis, Dwayne, C, 2006co-c, 07-08
 Cutrer, Louis, G, 1925-26

— D —

Darby, Jozon, G, 1996-97-98
 Davidson, Ron, C-F, 1962-63-64
 Davidson, J.W. (Wobble), G, 1940, 42
 Davis, D.C., G, 2018-19
 Davis, Monte, F, 1942
 Davis, Paul, G, 1943
 Davis, Ronnie, G, 1976
 Davis, Stephen, F, 1991
 Davis, Terence, G, 2016-17-18-19
 Dean, David, C, 1993-94
 Dean, Joe, F, 1965
 Dowell, Cecil, G, 1980-81, 83-84
 Downing, Dave, F, 1973

Doyle, L.A., C, 1919
 Doyne, Bam, G, 2004-05-06-07co-c
 Drum, Rob, F, 1981
 Dunn, Eddie, G, 1964-65-66
 Dunn, Geoff, mgr., 1994-95-96
 Dupoy, Jim, F, 1949

— E —

Eddie, Patrick, F, 1990-91
 Eddie, Tommie, F, 2004-05
 Edmonds, El, F-G, 1961-62-63
 Edmonds, Mel, G, 1961-62-63
 Egger, Burnell, C, 1939c
 Emanuel, Elijah, G-F, 1976-77
 Engstrom, John, C, 1999-2000-01
 Enright, Jack, G, 1946
 Escobar, J.T., 2016
 Estes, Ronald, C, 1953
 Evans, Jarrell, F, 1993-94
 Evans, Joseph P., 1918

— F —

Farese, Steve, F, 1969-71
 Farley, Tommy, G, 1961-62
 Farmer, Wm. Ernest, G, 1931
 Farr, Jim, F-C, 1970-71-72
 Favre, Elkin (Spider), F-C, 1938
 Field, Richard J., F, 1916-17
 Finley, Sam, G, 2016
 Fitzgerald, Edmond, G, 1992-93-94
 Fitzpatrick-Dorsey, Donte, G, 2016-17
 Flack, Jackie, F, 1941
 Flanigan, Jason, G, 1998-99-2000-01c
 Flemister, Dondi, G, 1991-92-93
 Fletcher, Bob, C, 1949
 Fletcher, Spence, trn., 1990, 1993-94
 Flowers, Graydon, C, 1921-22-23
 Foose, Sam Jr., F, 1936
 Ford, Gordon, mgr., 1984
 Ford, Joe W., F, 1920-21
 Ford, Wm Gobel, F, 1920-21-22
 Fox, Kendrick, F/G, 2002-03-04-05co-c
 Fuller, Donny, mgr., 1978
 Fulton, Charles W., 1916
 Furmanavicius, Justas, F, 2017-18

— G —

Gaddis, Jack T., G, 1914
 Galey, Charles (Red), G, 1946
 Garner, Carlton, F, 1956-57-58
 Garnes, Ervin, G-F, 1994-96c
 Garret, Troy, G, 1990
 Gaskins, Trevor, G, 2008; 2010-11
 Gibbon, Joe, F, 1954-55-56-57
 Gielo, Tomasz, F, 2016
 Gillom, George, F, 1975-77
 Gladding, Chick, 1940
 Glass, Ed, G, 2004-05
 Glass, Gerald, F, 1989-90c
 Goldman, Orlando Adams, F, 1943
 Goodwin, Arthur, F, 1941
 Goolsby, L.J., G, 1994-95
 Graeber, Charles L., C, 1930-31c
 Graehler, Al, G, 1950-51-52
 Graham, B.L., F, 1936-37-38c
 Graham, Hardy, F, 1962-63
 Graham, Zach, G, 2008-09-10-11
 Grant, Roy G., C, 1915-16-17
 Graves, Jimmie, C, 1957
 Green, James, G, 1980-81-82
 Greenich, Harley, G, 1941
 Griffin, Louis, C-F, 1958-59-60
 Grissom, Mitch, 1936
 Guider, Ben A., F, 1931
 Gunn, Danny, G, 1971-72-73c
 Gunn, John, F, 2000-01; 2003

— H —

Halford, Michael, G, 2010
 Hall, Parker, G, 1938
 Halums, Brian, G, 2019
 Hamilton, Richard, F, 1979
 Hamley, Doug, F, 1943
 Hampton, Trey, F, 2006-07
 Hansbro, Xavier, F, 2006-07
 Haralson, M. Flint, 1913
 Hardin, Wesley, C, 1992
 Hardy, Greg, F, 2007
 Harper, Aaron, F/G, 2001-02-03-04co-c
 Harper, Alfred Y., F, 1921
 Harris, Dustin, mgr., 2002
 Harris, Eugene, F, 1976-77co-c
 Harrison, Jason, G, 1999-2000-01-02
 Harvell, Joe, F, 1990-91-92-93
 Harvey, Randy, 1966
 Hatch, Garnie, G, 1958-59
 Hawthorn, 1931
 Haxton, Richard Kenneth, 1910-11; 1913c
 Hayes, Josh, F/G, 2001
 Haynes, Kirk, G, 1931-32-33c
 Hazel, Homer, F, 1940; 1942
 Hazel, Larry, 1942
 Henderson, Louis, C, 1919-20-21c
 Henderson, Marshall, G, 2013-14
 Henry, Terrance, F, 2009-10-11-12
 Henson, Ed, G, 1942-43c
 Herbert, Addison, mgr., 2018
 Herrington, Bart, G, 1932-33-34
 Herrington, H.L. G, 1922-23
 Hewgley, Joe, 1953
 Hicks, Marcus, F, 1999-2000
 Hilbun, Ben, G, 1915

Hinson, Blake, G/F, 2019

Hoff, Arthur S., F, 1924-25
 Holder, George Ernest, G, 1923-24
 Holladay, Walter, G, 1915-16-17
 Holloway, Murphy, F, 2009-10; 12-13
 Holmes, Jason, G, 2000-01
 Holtz, Shaun, F, 2003
 Hopkins, Oliver Houston, 1931
 Horn, Eric, F, 2018
 Horne, A.G., G, 1945
 Horne, Derek, F, 1983-84-85-86c
 Horner, Ed, mgr., 1943
 Hovious, Brad, G, 1966
 Hovious, Junie, G, 1940-41-42
 Howell Sr., Jamie W., G, 1959-60
 Hudson, Dean, G, 1973-74
 Hudspeth, James W., F, 1930
 Huertas, David, G, 2008-09
 Hume, Leland, 1917
 Huffstater, Charles, F, 1964-65
 Hymon, Marcanvis, F, 2015-16-17-18

— I —

Inman, Wayland, C-F, 1955-56-57
 Ivy, James, F, 1979-80
 Izzard, Billie, G, 1924-25

— J —

Jackson, Henry, G, 1976-77-78-79
 Jackson, John, F, 1995-96c
 Jackson, Lonnie, F, 2004-05
 Jackson, Robert C., G, 1930
 Jarvis, Cob, F-G, 1952-53-54
 Jenkins, Donald, G, 1992
 Jennings, John B. (Red), G, 1946
 Joesaar, Janari, G, 2014
 Johnigan, Fred, G-F, 1994-95c
 Johnson, David, G, 1994-95c
 Johnson, Earl, F, 1923-24; 26
 Johnson, Justin, G, 2002-03-04-05
 Johnson, Robert, C, 1923-24-25-26
 Johnson, Walter, F, 1952
 Johnston, Harry, F, 1963



2001 All-America forward Rahim Lockhart was part of the winningest senior class in school history.

Jones, Aaron, F, 2012-13-14-15
 Jones, Cecil, G, 1969-70-71
 Jones, Greg, F, 1988-89-90-91
 Jones, Quitman, F, 1914-15c
 Jones, Rodney, G, 2007-08
 Jordan, Charlie, F, 1967-68-69
 Jordan, Dan, F, 1958; 1960 mgr.
 Jordan, Terry L., 1970
 Jordan, Tom, G, 1972-73-74
 Jordan, Walsh, G, 1994
 Jumper, Tim, G, 1988-89-90-91c

— K —

Keller, Irving, F, 1938-39-40
 Kelly, Harold, F, 1947-48
 Kessinger, Don, G, 1962-63-64
 Kessinger, Keith, G, 1986-87
 Kinard, Frank M. (Bruiser), G, 1936-37-38
 Kincade, Robert, G, 1936-37-38
 Kincheon, Sylvester, C, 1984
 King, John, 1958-59-60
 Kirklin, Richard, F, 2000-01-02
 Kirkpatrick, Carroll, mgr., 1983
 Kirshenbaum, Sam, mgr., 2018
 Klein, Jeff, C, 1976
 Knox, Ike C., C, 1909
 Korff, Louis, 1951
 Kortz, Otho, 1949
 Kortz, Tommy, 1954-55
 Kreilein, Robert, F, 1963-64-65
 Krell, Doug, F, 1945
 Kyles, Joe, G, 1975-76-77-78

— L —

Laird, Andre, G, 1984-85
 Laird, Dewitt, G, 1928-29c
 Laird, Eric, G, 1982-83-84-85
 Landtrip, D.B., F, 1919c
 Lawrence, Roderick, G, 2015
 Lee, Alonzo, G, 1909-10c, 1911
 Lee, Robert, C, 1927-28c
 Lee, William Curtis, G, 1925
 Leonard, Taylor, 1936
 Lester, Drane, F, 1919-20
 Leyden, Tom, G, 1935; 1937
 Liddell, Samuel H., F, 1909c
 Lindsey, Ken, G, 1952-53
 Lindsey, Wade, G, 1956-57
 List, Henry C. (Hank), 1970

Lockhart, Rahim, F, 1998-99-2000-01c
 Loe, Jonathan, G, 2003
 Long, Harry Metcalfe, F, 1912
 Luhtanen, Juha, G, 1991-92-93
 Lusk, Glenn, G, 1964; 1966

— M —

Mabry, Edward, C, 1929-30c
 Mahoney, Bob, G, 1973-74-75c
 Malcom, Stanley, G, 1979
 Mann, Jack, G, 1947-48-49
 Marshall, Jack, F, 1946-47-48-49-50c
 Martin, Geoffrey, mgr., 2012
 Martin, Jerron, G, 2014
 Martin, W.T., F, 1910-11
 Martindale, Larry, 1966-67-68
 Matthews, John G, 1989-90-91
 May, William R., 1918
 Mayers, Alonzo G., 1917
 McCain, Bob, G, 1943
 McCall, E.F., G, 1913-14-15-16c
 McCarley, Bobby, F, 1961-62
 McCartney, Tom, mgr., 1975
 McClury, Monroe, C, 1910
 McDaniels, B.O., G, 1919-20
 McDonald, Sylvester, F, 1912
 McElroy, Hubert S., 1918
 McMullen, M.C., 1945; 1947-48-49c
 Meibers, Matt, F, 1973-74
 Megginson, Richard, F, 1965
 Mehrtens, Cliff, 1951-52
 Mehrtens, Cliff, G, 1973-74
 Meibers, Matt, 1973-74-75
 Michaels, Keith, F, 1973-74-75
 Midlick, David, G, 1989-90-91
 Millender, David, mgr., 1981-82-83-84
 Miller, Dick, F, 1942
 Miller, Eddie, G, 1967-68
 Miller, James, C, 1955-56-57
 Miller, Norman, F-C, 1978, 80-81
 Miller, Ronnie, F, 1987-88
 Millinghaus, Derrick, G, 2013
 Mitchell, Steve Franks, F, 1910-11
 Mock, Lafayette Engle, G, 1915
 Montgomery, J. (Johnnie), F, 1921-22-23-24
 Montgomery, G, 1932-33-34
 Moody, Stefan, G, 2015-16
 Moore, Bucky, 1930-31
 Moore, H.W., G, 1910-11
 Moore, Jeffrey, trn., 1995-96
 Moore, Marvin, F, 2004-05
 Moran, Jim, C, 1967
 Morgano, Antonio, G, 2018-19
 Morris, L.B., G, 1919-20c
 Morris, Nate, C, 2017
 Morton, Oliver, F, 1997
 Murphy, George James, G, 1946
 Murphy, Sean, C, 1988-89-90-91
 Murray, Harvey, F, 1975-76
 Muse, Bill, G, 1976
 Myers, L.D., 1913

— N —

Naylor, Zach, F, 2019
 Neal, Cullen, G, 2017
 Nelson, Dundreous, G, 2011
 Neumann, Johnny, 1971
 Nevol Jon, mgr., 2012
 Newby, Martavious, G, 2013-14-15-16
 Nolen, Londrick, F, 2005-06co-c
 Norman, Will, G, 2012-13
 Nunnery, Cavadas, G, 2002-03-04-05co-c

— O —

Ogden, James Nicholson, F, 1917
 Ogide, Andy, F, 2007
 Olejniczak, Dominik, C, 2018-19
 Oney, Chris, G, 1997
 Osso, Steve, G, 1976

— P —

- Page, Forrest, G-F, 1943
- Palmer, Johnny, F-C, 1953-54
- Parker, Bill, 1949
- Parks, Quay, G-F, 1966-67
- Parnell, Jermei, F-C, 2005-06-07-08
- Partridge, John, C, 1964-65-66
- Partridge, Michael, F, 1982-83
- Pate, Grant, mgr., 1990
- Pate, Ward, mgr., 1991-92-93
- Patterson, Bob, C, 1977-78
- Patteron, Brandon, G, 2005-06
- Patton, Trey, mgr., 2018
- Paul, Mike, F, 1988-89
- Pearson, Trey, G, 2003
- Peel, Keith, F-C, 1991-92-93-94
- Peeper, Cade, G, 2013-14
- Peeples, Harold, 1939-40-41c
- Perez, Anthony, F, 2013-14-15-16
- Petty, John, mgr., 1939
- Phillips, Ary, G, 1927-28-29
- Phillips, Cary, G, 1927-28-29
- Pierce, Brad, G, 1982-83-84
- Poland, Bill, C, 1965-66-67
- Polynice, Eniel, G, 2007-08; 2010
- Poole, Barney, G, 1943
- Poole, Buster, F, 1935-36-37c
- Poole, Flemin, G, 1943
- Poole, Oliver, C, 1943
- Poole, Phillip, F, 1943
- Poole, Ray, G-C, 1942; 1946-47
- Poole, Will, G, 2008
- Powell, Matthew, mgr., 2018
- Powers, David N., 1909
- Pound, Robert, C, 1911-12-13-14c
- Prater, Charles, G, 1987-88
- Pruitt, Matt, G, 1999
- Puckett, Ernest F, 1909

— Q —

- Quick, Dillard, F-C, 1992-93

— R —

- Rape, Cy Amis, 1922
- Rape, Cyrus, F, 1920-21-22-23
- Rawlings, Buddy, F, 1971
- Ray, Bracken, mgr. 2018
- Reed, Justin, F, 2001-02-03-04co-c
- Reeves, R.B., F, 1948-49-50-51
- Reid, Russell, C-F, 1946-47
- Renfroe, Billy, G, 1951-52
- Renshaw, Paul, G, 1909-10
- Reynolds, Robert, C, 1916-17
- Rhett, M.J., F, 2015
- Rhodes, Chris, F, 2002-03-04-05
- Rhodes, David, G, 1971-72-73
- Rich, Bruce, G, 1970-71
- Richmann, Ivan, C, 1958-59-60c
- Riley, Bernard L., G, 1954-55
- Risley, Jason, mgr., 1992
- Ritchwood, Curtis, F, 1985-86c
- Ritter, Tony, mgr., 1980
- Robbins, Jim, G, 1965
- Robbins, Ken, 1951-52c
- Robertson, G.H., F, 1909
- Robinson, Bobby Wayne, F-G, 1956-57-58
- Robinson, Todd, C, 1985
- Rodgers, Rab, G-F, 1934-35-36
- Rodriguez, Luis, G, 2019**
- Rogers, Johnnie, F, 1997-98
- Rosamond, Darrell, G, 1947-48-49
- Ross, Lock, C-F, 1969-70
- Ross, Ralph, F-G, 1951-52-53
- Royster, Don, F-C, 1984-85
- Russell, Brian, mgr., 1993-94-95-96
- Russell, Earl Watkins, 1921
- Russell, Melanie, tnr., 1998

— S —

- Salmon, Farley, F, 1945-46
- Sanders, Clarence, G, 2006-07
- Sanders, David, G, 2001-02-03
- Saiz, Sebastian, F, 2014-15-16-17
- Scales, Kelvin, F, 1992-93
- Schneller, Bill, F, 1939
- Schrader, Paul, F, 1946
- Schreiter, Spencer, G, 1964
- Schwartz, R., G, 1921-22-23-24
- Scott, Jarvelle, F, 2004
- Scruggs, Art, G, 1920-21-22c, 1923c
- Selby, Robert, F, 1927-28-29
- Sesay, Ansu, F, 1995-96-97-98
- Setser, Fred, G, 1967
- Shepherd, Dave, G, 1974-75
- Shields, Pete, G, 1911-12
- Short, Steadman, F, 2011-12
- Shoup, Lane, C, 1980-81-82
- Shuler, Devontae, G, 2018-19**
- Shutt, R. Spence, 2002
- Silins, Karlis, F, 2017
- Simpson, George, C, 1930-31-32
- Simpson, Harry, C, 1940-41-42
- Sims, J.J., C-F, 1993-94-95
- Sims, Ronnie, C, 1986-87
- Smith, Brian, G, 2005-06-07-08
- Smith, Don, C, 1950-51
- Smith, David (Red), F, 1971-72-73
- Smith, Eric, F, 1986-87
- Smith, Jason, F, 1996-97-98-99co-c
- Smith, Mike, F, 2006
- Smith, Randall, mgr., 2000
- Smith, Terence, 2015
- Smith, W.C., 1922
- Smythe, Frank, F, 1913-14
- Spach, Patrick, G, 2006-07-08-09
- Spencer, Marcus, G, 1992-93
- Stafford, Elvin A. (Pete), 1945
- Stagg, Leonard, F, 1943
- Stanley, Bob, G, 1945
- Stanley, Fred, C, 1965
- Stenftenagel, Eddie, G, 1952-53-54
- Stenftenagel, Jerome (Dimp), F, 1951-52-53c
- Steinhart, Jack, G-F, 1963-64-65
- Stevens, Bruce, F, 2018-19
- Stevens, Dale, F, 1967-68
- Stevens, Joseph, 1935
- Stieg, Roger, C, 1980-81-82-83
- Stokes, Bill, G, 1955-56
- Strange, William (Earnest), F-C, 1930
- Strickland, Steve, F, 1971-72-73
- Stringfellow, Harold, F, 1948
- Stroud, John, F, 1977-78-79-80c
- Summers, Chester L., C, 1919-20
- Summers, Jarvis, G, 2012-13-14-15
- Swan, William Orr, G, 1919
- Swinney, C.P., 1940
- Swor, Zollie, F, 1932-33
- Sylve, Bernard, F, 1989

— T —

- Tate, Hugh, C, 1946
- Taylor, Chris (CT), mgr., 2005
- Taylor, Syniker, G, 2000
- Terrell, Ray, F, 1941
- Terry, Robert Bracey, F, 1926
- Thames, William, 1935
- Thomas, Tim, C, 1979-80-81-82
- Thompson, Allen Cavett, F, 1927
- Thompson, Bob, G, 1925
- Townsend, Marshall, 1916
- Tranbarger, Bruce, F, 1984; 86-87
- Traxler, Ewart John, F, 1926
- Tucker, Innaft N., 1911-12
- Tuminello, Dominic, 1931
- Tuohy, Sean, G, 1979-80-81-82
- Turner, Elston, F, 1978-79-80-81c
- Turner, Greg, F, 1988-89

- Turner, John O., mgr., 1992
- Turner, Ken, F-G, 1967-68-69
- Tynes, Cliff, F, 1931-32c, 1933
- Tyree, Breein, G, 2017-18-19**
- Tyrtyschnik, Ilya, G, 2018

— V —

- Varallo, Angelo, 1943
- Varner, Jim, G, 1976-77

— W —

- Waddell, Ray, G, 2000
- Wade, Emmanuel, G, 2000-01-02-03
- Waggoner, Gene, G, 1972
- Wagster, Larry G, 1959-60-61
- Walker, Seth, mgr., 2002
- Walker, Joe, Sr., G, 1946
- Wall, Ronnie, F, 1966
- Walter, Byron S., C, 1911-12c
- Walton, C., 1911-12
- Ward, Charlie, G-F, 1968-69-70
- Ward, Edgar, F, 1988
- Ward, Jesse, F, 1938
- Warda, Tom, G-F, 1977-78
- Warren, Chris, G, 2008-09-10-11
- Washington, Tommy C, 1959; 1961
- Waters, Jack, F-G, 1959-60-61
- Watkins, Kevin, G, 1992-93
- Watson, 1931
- Watson, Terrence, F, 2008
- Weathers, Bill, F, 1947
- Wells, William G., 1924-25
- White, Bill, F, 1960-61-62
- White, LaDarius, G, 2012-13-14-15
- White, Malcolm, F, 2008-09
- White, Michael, G, 1996-97-98-99co-c
- White, Terrico, G, 2009-10
- Wilcher, Patrick, mgr., 2003-04
- Williams, Bill, G, 1938
- Williams, Bobby, G, 1956-57-58
- Williams, Donald, G, 2011
- Williams, Kenny, F, 2007-08
- Williams, LaTaryl, G, 1999-2000
- Williams, Mickey, G, 1966
- Williams, Nick, G, 2011-12-13
- Williams, Thomas, F, 1934-35
- Williams, Tommy, F, 1968-69
- Wilson, Donald Y., 1915
- Wilson, Marc, C, 1988-90-91
- Wilson, Ron, head mgr., 2001-02
- Wing, Albert, 1914, 1916-17c
- Winter, J. W., F, 1925-26-27
- Wood, Dan, G, 1941
- Woodward, Ray, F, 1943; 1946-47
- Wright, Herb, F, 1975-76
- Wright, John, G, 1946
- Wrobel, Derrick, mgr., 1998

— Y —

- Yawn, Henry, 1918
- Yoder, Gary, G, 1974
- Young, Fred W., 1916
- Young, Marquis, C, 2006

Bold indicates returning players for 2019-20 season

ALL-TIME HEAD COACHES

Coach	Years	Wins	Losses	Pct
E.R. Hubbard (1911)	1	9	3	.750
B.Y. Walton (1912)	1	10	2	.833
C.R. "Dudy" Noble (1919)	1	0	3	.000
R.L. Sullivan (1920-25)	6	66	36	.647
Homer Hazel (1926-30)	5	54	32	.628
Ed Walker (1931-35)	5	36	46	.439
George Bohler (1936-38)	3	53	27	.663
Frank Johnson (1939)	1	10	16	.385
Charles Jaskwhich (1940-42)	3	15	43	.259
Edwin Hale (1943, 45)	2	23	18	.561
Buster Poole (1946)	1	8	11	.421
Jim Whatley (1947-49)	3	26	39	.400
B.L. "Country" Graham (1950-62)	13	144	168	.462

Coach	Years	Wins	Losses	Pct
Eddie Crawford (1963-68)	6	46	97	.322
Cob Jarvis (1969-76)	8	87	117	.426
Bob Weltlich (1977-82)	6	83	88	.485
Lee Hunt (1983-86)	4	50	66	.431
Ed Murphy (1987-92)	6	76	98	.437
Rob Evans (1993-98)	6	86	81	.515
Rod Barnes (1999-2006)	8	141	109	.564
Andy Kennedy (2007-2018)	12	245	156	.611
Tony Madlock (2018)^	1	1	4	.200
Kermit Davis (2019-Present)	1	20	13	.606
*Yrs. with no head coach (1909-1910, 1913-1917)	7	24	42	.364

^Served as interim head coach



E.R. Hubbard
1911



B.Y. Walton
1912



R.L. Sullivan
1920-1925



Homer Hazel
1926-1930



Ed Walker
1931-1935



George Bohler
1936-1938



Frank Johnson
1939



Charles Jaskwhich
1940-1942



Edwin Hale
1943, 1945



Buster Poole
1946



Jim Whatley
1947-1949



B.L. "Country" Graham
1950-1962



Eddie Crawford
1963-1968



Cob Jarvis
1969-1976



Bob Weltlich
1977-1982



Lee Hunt
1983-1986



Ed Murphy
1987-1992



Rob Evans
1993-1998



Rod Barnes
1999-2006



Andy Kennedy
2007-18



Kermit Davis
2019-Present

ALL-TIME ASSISTANT COACHES

Abernethy, Todd	2014-18
Adams, Jimmy	1987-90
Alexander, Denny	1991-93
Anderson, Ronnie	1986
Armstrong, Bill	2012-17
Barnes, Doug	1992
Barnes, Rod	1994-98
Barrett, Chris	1982-83 (GA)
Below, Lane	2019 (GA)
Bolton, Bill	1969, 1975-76
Bowen, Jay	1989 (GA), 2004
Bozeman, Eric	1999-2005
Brent, Wayne	1999-2004
Caldwell, Jeff	1992 (GA)
Case, Win	2019
Chappell, Rand	1986 (GA)
Coleman, James	1976 (GA)
Coleman, Ron	1971 (GA)
Dildy, Tracy	2005-06
Dukes, Marc	1999-2002
Hall, Tim	1987-88 (GA)
Hamilton, Ronnie	2019
Hanks, Mike	1977-81
Harrell, Maurice	1987-90
Henson, Lou Jr.	1990-91 (GA)
Hudson, Wendell	1984-85
Jackson, Henry	1980 (GA)
Jackson, Pete	1978 (VA)
Jarvis, Cob	1967-68
Kyles, Joe	1979 (GA)
Lockhart, Rahim	2018
Madlock, Tony	2014-18
McCammon, Bill	1983-85
Miller, Owen	2007-11
Moeller, Steve	1983-86
O'Dowd, Dan	1994-98
Oran, Eddie	1977-82
Pate, Grant	2003-04, 2006
Peck, Paul	1991-92
Pennell, Russ	1993-98
Pinkins, Al	2012-14
Prince, John	1981-82
Proctor, Joe	1986
Reed, Ron	1980-82
Ritter, John	1977-78
Robbins, Kenny	1969-74
Robinson, Ronnie	1979
Rouco, Sergio	2012-14
Smith, Dave	1974 (JV)
Smithmier, Lawrence	1987-91
Stieg, Roger	1984 (GA)
Sutton, Sean	1993
Trammell, Robert	1976 (GA)
Turner, Ken H.	1971 (GA), 1972-76
Turner, Ken	1983
Ward, Torrey	2007-11
Watkins, Levi	2019
White, Michael	2005-11
Williams, Nick	2018-19 (GA)

GA - Graduate Assistant



Rod Barnes (left) and Cob Jarvis boast the distinction of being promoted from assistant to head coach during their Ole Miss careers. They were both standout players on the court for the Rebels, as well.



Mike Hanks



John Prince



Sean Sutton



Tracy Dildy



Michael White



Wendell Hudson

Former Rebel assistants Mike Hanks, John Prince, Sean Sutton, Tracy Dildy, Michael White and Wendell Hudson all went on to become head coaches at the Division I level. Hanks was the head man at Samford (1981-84) and South Alabama (1984-87), Prince was head coach at Jackson State (1986-89), Sutton roamed the sidelines at Oklahoma State (2006-08), Hudson was head women's coach at Alabama (2008-13), Dildy was the head coach at Chicago State (2010-18), and White is in his fifth season as the head coach Florida after four years at Louisiana Tech.

YEAR-BY-YEAR RECORDS

Season	Record	SEC Record	SEC Finish	Head Coach
1908-09	1-4			
1909-10	0-7			
1910-11	9-3			E.R. Hubbard
1911-12	10-2			B.Y. Walton
1912-13	0-7			
1913-14	8-7			
1914-15	0-3			
1915-16	4-7			
1916-17	11-7			
1917-18	NO GAMES SCHEDULED (World War I)			
1918-19	0-3			C.R. Noble
1919-20	9-4			R.L. Sullivan
1920-21	9-7			R.L. Sullivan
1921-22	7-4			R.L. Sullivan
1922-23	8-7#			R.L. Sullivan
1923-24	16-6#			R.L. Sullivan
1924-25	17-8#			R.L. Sullivan
1925-26	16-2#			Homer Hazel
1926-27	13-5#			Homer Hazel
1927-28	10-9#			Homer Hazel
1928-29	9-9#			Homer Hazel
1929-30	6-7#			Homer Hazel
1930-31	6-9#			Ed Walker
1931-32	9-6#			Ed Walker
1932-33	6-12	5-7	8th	Ed Walker
1933-34	7-9	2-8	11th	Ed Walker
1934-35	8-10	5-7	10th	Ed Walker
1935-36	11-9	7-5	8th	George Bohler
1936-37	20-6	7-3	3rd	George Bohler
1937-38	22-12	11-2	2nd	George Bohler
1938-39	10-16	4-10	12th	Frank Johnson
1939-40	9-10	3-8	11th	Charles Jaskwhich
1940-41	2-18	2-15	12th	Charles Jaskwhich
1941-42	4-15	3-12	12th	Charles Jaskwhich
1942-43	8-10	6-8	8th	Edwin Hale
1943-44	NO GAMES SCHEDULED (World War II)			
1944-45	15-8	3-1	3rd	Edwin Hale
1945-46	8-11	2-8	11th	Buster Poole
1946-47	7-14	2-11	11th	Jim Whatley
1947-48	11-12	5-9	10th	Jim Whatley
1948-49	8-13	4-12	11th	Jim Whatley
1949-50	8-17	4-13	12th	B.L. Graham
1950-51	12-12	5-9	10th	B.L. Graham
1951-52	15-11	8-6	5th	B.L. Graham
1952-53	14-11	5-8	7th	B.L. Graham
1953-54	12-12	7-7	6th	B.L. Graham
1954-55	8-15	5-9	9th	B.L. Graham
1955-56	10-13	4-10	10th	B.L. Graham
1956-57	9-12	4-10	10th	B.L. Graham
1957-58	12-12	6-8	8th	B.L. Graham
1958-59	7-17	1-13	12th	B.L. Graham
1959-60	15-9	8-6	4th	B.L. Graham
1960-61	10-14	5-9	9th	B.L. Graham
1961-62	12-13	5-9	9th	B.L. Graham
1962-63	7-17	4-10	10th	Eddie Crawford
1963-64	10-12	7-7	7th	Eddie Crawford
1964-65	4-21	1-15	11th	Eddie Crawford
1965-66	5-18	2-14	10th	Eddie Crawford
1966-67	13-12	7-11	7th	Eddie Crawford
1967-68	7-17	4-14	9th	Eddie Crawford
1968-69	10-14	7-11	7th	Cob Jarvis
1969-70	10-15	6-12	7th	Cob Jarvis
1970-71	11-15	6-12	8th	Cob Jarvis
1971-72	13-12	8-10	6th	Cob Jarvis
1972-73	14-12	8-10	6th	Cob Jarvis

Season	Record	SEC Record	SEC Finish	Head Coach
1973-74	15-10	9-9	4th	Cob Jarvis
1974-75	8-18	4-14	9th	Cob Jarvis
1975-76	6-21	2-16	10th	Cob Jarvis
1976-77	11-16	5-13	9th	Bob Weltlich
1977-78	10-17	5-13	10th	Bob Weltlich
1978-79	11-16	6-12	8th	Bob Weltlich
1979-80	17-13	9-9	5th	Bob Weltlich
1980-81	16-14	8-10	6th	Bob Weltlich
1981-82	18-12	11-7	4th	Bob Weltlich
1982-83	19-12	10-8	2nd	Lee Hunt
1983-84	8-20	3-15	10th	Lee Hunt
1984-85	11-17	5-13	9th	Lee Hunt
1985-86	12-17	4-14	9th	Lee Hunt
1986-87	15-14	8-10	6th	Ed Murphy
1987-88	13-16	6-12	8th	Ed Murphy
1988-89	15-15	8-10	6th	Ed Murphy
1989-90	13-17	8-10	5th	Ed Murphy
1990-91	9-19	3-15	8th	Ed Murphy
1991-92	11-17	4-12	5th-W	Ed Murphy
1992-93	10-18	4-12	6th-W	Rob Evans
1993-94	14-13	7-9	4th-W	Rob Evans
1994-95	8-19	3-13	6th-W	Rob Evans
1995-96	12-15	6-10	5th-W	Rob Evans
1996-97	20-9	11-5	1st-W	Rob Evans
1997-98	22-7	12-4	1st-W	Rob Evans
1998-99	20-13	8-8	3rd-W	Rod Barnes
1999-2000	19-14	5-11	5th-W	Rod Barnes
2000-01	27-8	11-5	1st-W	Rod Barnes
2001-02	20-11	9-7	3rd-W	Rod Barnes
2002-03	14-15	4-12	T5th-W	Rod Barnes
2003-04	13-15	5-11	T4th-W	Rod Barnes
2004-05	14-17	4-12	5th-W	Rod Barnes
2005-06	14-16	4-12	T5th-W	Rod Barnes
2006-07	21-13	8-8	T1st-W	Andy Kennedy
2007-08	24-11	7-9	3rd-W	Andy Kennedy
2008-09	16-15	7-9	T4th-W	Andy Kennedy
2009-10	24-11	9-7	T1st-W	Andy Kennedy
2010-11	20-14	7-9	T3rd-W	Andy Kennedy
2011-12	20-14	8-8	T6th	Andy Kennedy
2012-13	27-9	12-6	T2nd	Andy Kennedy
2013-14	19-14	9-9	T6th	Andy Kennedy
2014-15	21-13	11-7	T3rd	Andy Kennedy
2015-16	20-12	10-8	T6th	Andy Kennedy
2016-17	22-14	10-8	T5th	Andy Kennedy
2017-18	12-20	5-13	14th	Andy Kennedy
2018-19	20-13	10-8	T6th	Kermit Davis

Totals 1313-1315 522-831 (109 seasons)

— Ole Miss competed in the Southern Conference from 1922-1932

W — Southeastern Conference Western Division from 1992-2011

RECORD BY DECADES

Decade	No. of Years	Record	Pct.
1901-10	2	1-11	.083
1911-20	9	51-43	.543
1921-30	10	111-64	.634
1931-40	10	108-99	.522
1941-50	9	71-118	.376
1951-60	10	114-124	.479
1961-70	10	88-153	.365
1971-80	10	116-150	.436
1981-90	10	140-154	.476
1991-2000	10	145-144	.502
2001-10	10	187-132	.586
2011-present	9	181-123	.595
Totals	109	1313-1315	.499

SINGLE SEASON TEAM RECORDS

MOST GAMES

1.	36	(2016-17)
	36	(2012-13)
3.	35	(2009-10)
	35	(2007-08)
	35	(2000-01)
6.	34	(2014-15)
	34	(2011-12)
	34	(2010-11)
	34	(1937-38)

MOST WINS

1.	27	(2012-13)
	27	(2000-01)
3.	24	(2009-10)
	24	(2007-08)
5.	22	(2016-17)
	22	(1997-98)
	22	(1937-38)
8.	21	(2006-07)
	21	(2014-15)
10.	20	(2018-19)
	20	(2015-16)
	20	(2011-12)
	20	(2010-11)
	20	(2001-02)
	20	(1998-99)

MOST SEC WINS

1.	12	(2012-13)
	12	(1997-98)
3.	11	(2014-15)
	11	(2000-01)
	11	(1996-97)
	11	(1937-38)

MOST LOSSES

1.	21	(1975-76)
	21	(1964-65)
3.	20	(2017-18)
	20	(1983-84)
5.	19	(1994-95)
	19	(1990-91)
	19	(1974-75)

MOST SEC LOSSES

1.	16	(1975-76)
2.	15	(1990-91)
	15	(1983-84)
	15	(1974-75)
5.	14	(1985-86)

MOST POINTS SCORED

1.	2,807	(2016-17)
2.	2,781	(2007-08)
3.	2,779	(2012-13)
4.	2,743	(2009-10)
5.	2,540	(1998-99)

HIGHEST SCORING AVERAGE

1.	90.8	(1970-71)
2.	81.6	(1974-75)
3.	80.5	(1997-98)
4.	80.5	(1991-92)
5.	80.0	(1971-72)

MOST FIELD GOALS MADE

1.	1,034	(2007-08)
2.	986	(2009-10)
3.	977	(2012-13)
4.	929	(2006-07)
5.	914	(2016-17)

MOST FIELD GOALS ATTEMPTED

1.	2,253	(2007-08)
2.	2,230	(2012-13)
3.	2,185	(2009-10)
4.	2,161	(2016-17)
5.	2,134	(1951-52)

BEST FIELD GOAL PERCENTAGE

1.	54.3	(1981-82)
2.	51.5	(1979-80)
3.	49.8	(1980-81)
4.	48.9	(1978-79)
5.	48.5	(1982-83)

MOST 3-POINT FIELD GOALS MADE

1.	286	(2009-10)
2.	283	(2016-17)
3.	273	(2007-08)
4.	272	(2018-19)
5.	260	(2010-11)

MOST 3-POINT FIELD GOALS ATTEMPTED

1.	814	(2016-17)
2.	796	(2009-10)
3.	788	(2017-18)
4.	761	(2013-14)
5.	760	(2018-19)

BEST 3-POINT FIELD GOAL PERCENTAGE

1.	39.7	(1989-90)
2.	38.1	(1995-96)
3.	38.0	(2001-02)
4.	37.8	(1991-92)
5.	37.8	(1986-87)

MOST FREE THROWS MADE

1.	587	(2012-13)
2.	561	(2015-16)
3.	559	(2014-15)
4.	552	(2013-14)
5.	545	(1970-71)

MOST FREE THROWS ATTEMPTED

1.	926	(2016-17)
2.	866	(2012-13)
3.	836	(1998-99)
4.	831	(1997-98)
5.	829	(2000-01)

BEST FREE THROW PERCENTAGE

1.	78.3	(2018-19)
2.	77.3	(2014-15)
3.	75.6	(2010-11)
4.	75.2	(2016-17)
	75.2	(1970-71)

MOST REBOUNDS

1.	1,423	(2016-17)
2.	1,421	(2007-08)
3.	1,400	(2012-13)
4.	1,377	(2009-10)
5.	1,299	(2011-12)

BEST REBOUNDING AVERAGE

1.	50.1	(1956-57)
2.	46.8	(1972-73)
3.	45.8	(1975-76)
4.	45.4	(1973-74)
5.	44.6	(1969-70)

MOST ASSISTS

1.	558	(2007-08)
2.	545	(1998-99)
3.	500	(2000-01)
4.	488	(1991-92)
5.	486	(2009-10)

MOST TURNOVERS

1.	546	(1999-2000)
2.	540	(1976-77)
3.	532	(1993-94)
4.	516	(2016-17)
5.	503	(1992-93)

MOST BLOCKED SHOTS

1.	185	(2012-13)
2.	184	(2009-10)
3.	182	(2013-14)
4.	180	(2010-11)
5.	178	(2011-12)

MOST STEALS

1.	326	(1998-99)
2.	297	(2012-13)
3.	285	(2000-01)
4.	270	(1988-89)
5.	259	(2009-10)

MOST PERSONAL FOULS

1.	719	(2000-01)
2.	703	(2016-17)
	703	(1999-2000)
4.	678	(1998-99)
5.	668	(2014-15)

SINGLE GAME TEAM RECORDS

MOST POINTS SCORED

- 118 vs. Union (12-10-53)
- 117 vs. Arkansas (12-10-73)
- 114 vs. Arkansas A&M (12-4-70)
- 113 vs. Southern Miss, 2OT (12-19-95)
- 113 vs. LSU, OT (3-4-89)
- 113 vs. LSU (1-30-71)
- 113 vs. Baylor (12-29-70)
- 113 vs. Howard (12-1-55)

MOST FIELD GOALS MADE

- 56 vs. Arkansas (12-10-73)
- 48 vs. Vanderbilt (12-22-70)
- 47 vs. Arkansas A&M (12-4-70)
- 46 vs. Florence State (12-15-52)
- 45 vs. LSU (1-30-71)
- 45 vs. NE Louisiana (12-1-70)
- 45 vs. Lipscomb (12-10-55)
- 45 vs. Union (12-10-53)

MOST FIELD GOALS ATTEMPTED

- 117 vs. Georgia (1-7-52)
- 112 vs. Mississippi College (12-3-51)
- 109 vs. Birmingham-Southern (1-5-52)
- 107 vs. Howard (12-1-55)
- 104 vs. LSU (3-8-75)

BEST FIELD GOAL PERCENTAGE

- 76.3 vs. Vanderbilt (1-5-83), 29-38 FG (SEC record for a league game)
- 72.9 vs. Mississippi State (2-16-80), 27-37 FG
- 68.9 vs. Mississippi State (1-23-82), 20-29 FG
- 67.7 vs. Centenary (12-19-2009), 42-62 FG
- 67.4 vs. LSU (2-24-82), 29-42 FG

MOST 3-POINT FIELD GOALS MADE

- 15 at Syracuse (3-18-2017)
- 15 vs. Oregon (12-8-2013)
- 14 vs. Texas A&M-Corpus Christi (12-19-2017)
- 14 at Missouri (2-3-2016)
- 14 vs. Missouri (2-8-2014)
- 14 vs. Arkansas (3-5-2011)
- 14 vs. Jacksonville State (12-29-2009)

MOST 3-POINT FIELD GOALS ATTEMPTED

- 35 vs. Oregon (12-8-2013)
- 35 vs. Mississippi State (1-13-2011)
- 34 vs. Alabama (3-10-2016)
- 34 vs. Troy State (12-18-2000)
- 33 at Auburn (2-13-2019)

BEST 3-POINT FIELD GOAL PERCENTAGE

- 100.0 vs. San Diego State (12-28-86), 4-4 FG
- 83.3 vs. SE Louisiana (12-7-87), 5-6 FG
- 75.0 vs. Mississippi State (2-14-87), 6-8 FG
- 72.7 vs. Tennessee (3-9-90), 8-11
- 70.0 vs. Lamar (12-4-93), 7-10 FG
- 70.0 vs. Georgia (12-22-89), 7-10 FG

MOST FREE THROWS MADE

- 41 vs. Vanderbilt (1-17-55)
- 40 vs. Tulane (2-26-55)
- 40 vs. Georgia Southern (11-16-2015)
- 39 vs. Vanderbilt (2-13-80)
- 39 vs. Eastern Kentucky (12-16-59)

MOST FREE THROWS ATTEMPTED

- 55 vs. Vanderbilt (2-13-80)
- 53 vs. Georgia Southern (11-16-15)
- 52 vs. Arkansas (1-9-99)
- 52 vs. Tulane (2-26-55)
- 51 vs. Southern Miss (12-19-95)
- 51 vs. Eastern Kentucky (12-16-55)

BEST FREE THROW PERCENTAGE

- (10-19 attempts)
- 100.0 vs. Mississippi State (2-28-59), 10-10 FT
 - 94.7 vs. Texas A&M (2-6-19), 18-19 FT
 - 94.4 vs. Mississippi State (2-20-82), 17-18 FT

(20-29 attempts)

- 100.0 vs. South Alabama (11-18-2008), 22-22 FT
- 95.7 vs. Baylor (1-28-2017), 22-23 FT
- 95.7 vs. Murray State (11-17-2010), 22-23 FT

(30+ attempts)

- 89.2 vs. Alabama (2-6-82), 33-37 FT
- 88.6 vs. Georgia (2-16-57), 31-35 FT
- 87.8 vs. Texas (12-5-66), 36-41 FT

MOST REBOUNDS

- 84 vs. Indiana State-Evansville (12-1-75)
- 80 vs. Howard (12-2-57)
- 73 vs. SE Louisiana (12-2-58)
- 71 vs. Arkansas A&M (12-6-67)
- 69 vs. Arkansas A&M (12-4-71)

MOST ASSISTS

- 33 vs. Sam Houston State (12-30-89)
- 32 vs. Centenary (12-19-2009)
- 29 vs. UT-Martin (12-21-2004)
- 29 vs. Prairie View A&M (12-29-98)
- 28 vs. Houston Baptist (2-5-96)
- 28 vs. Lamar (12-4-93)

MOST BLOCKED SHOTS

- 13 vs. Bradley (12-19-2016)
- 13 vs. Loyola-New Orleans (12-1-93)
- 12 vs. Mississippi Valley State (12-10-2011)
- 12 vs. Arkansas (2-5-2011)
- 12 vs. Indiana (11-19-2009)
- 12 vs. Prairie View A&M (12-29-99)

MOST STEALS

- 24 vs. Christian Brothers (11-25-88)
- 22 vs. Prairie View A&M (11-30-91)
- 21 vs. Houston Baptist (2-5-96)
- 20 vs. Lipscomb (11-23-2012)
- 18 vs. Louisiana-Monroe (11-24-2007)
- 18 vs. Louisiana-Monroe (12-18-2004)
- 18 vs. LSU (2-27-99)
- 18 vs. NE Louisiana (12-2-98)
- 18 vs. Georgia (1-22-94)

MOST TURNOVERS

- 39 vs. Missouri-Western (11-29-75)
- 33 vs. Kentucky (1-24-77)
- 32 vs. McNeese State (12-31-94)
- 31 vs. Tennessee Tech (12-3-79)
- 30 vs. Ball State (12-6-97)
- 30 vs. Long Island (12-5-97)
- 30 vs. Arkansas (1-5-94)

MOST PERSONAL FOULS

- 38 vs. Kentucky (3-5-82)
- 35 vs. Kentucky (3-5-99)
- 35 vs. Florida (2-2-91)
- 34 Five Times



B.L. "Country" Graham's 1953-54 squad set a school record with 118 points vs. Union, which still stands as the most points in a game in program history.

100-POINT GAMES

1-2-52	Kentucky	^58-116	L	12-4-70	Arkansas A&M	114-86	W	12-4-78	Bowling Green	100-78	W	11-24-06	Nicholls	100-80	W
1-7-52	Georgia	103-52	W	12-12-70	Auburn	108-96	W	1-11-79	Miss. State (2ot)	92-101	L	11-16-07	Lamar	108-70	W
12-8-52	Arkansas St.	100-80	W	12-15-70	Southern Miss	109-100	W	11-25-88	Christian Brothers	101-60	W	11-27-07	Troy	102-76	W
12-15-52	Florence St.	111-92	W	12-19-70	Marshall	98-118	L	2-1-89	LSU	75-105	L	12-13-08	New Mexico	70-103	L
12-20-52	Arkansas	72-104	L	12-22-70	Vanderbilt	112-130	L	3-4-89	LSU (ot)	%113-112	W	12-19-09	Centenary	108-64	W
12-10-53	Union	*118-82	W	12-29-70	Baylor	&113-132	L	1-24-90	Miss. State (4ot)	102-104	L	12-13-10	Miss. Valley St.	101-69	W
12-1-55	Howard	113-62	W	12-30-70	The Citadel	90-109	L	2-21-90	Georgia	83-107	L	12-30-10	Alcorn State	100-62	W
12-10-55	David Lipscomb	109-78	W	1-2-71	Kentucky	95-103	L	3-3-90	LSU	94-103	L	2-16-12	Vanderbilt	76-102	L
12-14-55	Howard	108-74	W	1-25-71	Florida	86-106	L	1-30-91	Georgia	62-117	L	11-22-13	Miss. Valley St.	111-82	W
1-30-56	Miss. State	79-100	L	1-30-71	LSU	113-90	W	11-30-91	Prairie View	101-50	W	12-8-13	Oregon	105-115	L
2-6-56	LSU	76-100	L	2-1-71	Alabama	91-101	L	12-19-91	Alcorn State	111-67	W	3-5-14	Arkansas	80-110	L
2-18-56	Georgia	105-65	W	2-6-71	Kentucky	86-121	L	1-18-92	Arkansas	93-114	L	12-16-17	Illinois State (ot)	97-101	L
2-22-57	Tulane	74-102	L	12-4-71	Arkansas A&M	107-60	W	2-25-92	LSU	69-100	L	Overall 100-point game record . . . 44-55				
2-16-59	Florida (ot)	97-102	L	12-15-71	Southern Miss	107-92	W	2-29-92	Auburn	84-110	L	Key:				
2-3-62	Tulane	77-107	L	3-4-72	LSU	101-78	W	3-7-92	Arkansas	83-100	L	^ Largest margin of defeat for Ole Miss in a 100-				
2-8-64	Kentucky	59-102	L	12-29-72	Texas A&M	83-100	L	12-3-92	Houston Baptist	103-61	W	point contest; largest margin of defeat in Rebel history				
1-9-65	Alabama	72-107	L	12-10-73	Arkansas	117-66	W	12-21-92	SW Louisiana	87-103	L	was an 84-18 setback to Miss. State in the				
1-23-65	Miss. State	72-101	L	12-28-73	Louisiana Tech.	105-76	W	2-15-95	LSU	102-90	W	1913-14 season				
2-6-65	Kentucky	65-102	L	1-6-75	Auburn	86-104	L	12-19-95	Southern Miss (2ot)	113-107	W	* Most points scored by Ole Miss in a single game				
1-8-66	Tennessee	55-102	L	1-11-75	Tennessee	82-102	L	2-5-96	Houston Baptist	106-63	W	# First game in Tad Smith Coliseum				
1-10-66	Vanderbilt	58-106	L	1-27-75	Miss. State	80-100	L	12-5-97	Long Island	102-99	W	& Most points by an Ole Miss opponent; most points				
2-21-66	Kentucky	#65-108	L	2-17-75	Kentucky	89-108	L	12-17-97	Belmont	100-59	W	combined in a single game in Ole Miss history				
12-2-67	Miss. College	108-87	W	2-22-75	Florida	101-92	W	12-20-97	Prairie View	106-59	W	% Gerald Glass-Chris Jackson duel (Glass 53 points,				
2-26-68	Georgia	77-111	L	1-10-76	LSU	74-100	L	2-5-98	Arkansas	87-100	L	Jackson 55)				
2-8-69	Kentucky	68-104	L	2-21-76	Tennessee	81-105	L	11-28-98	Austin Peay St.	105-62	W	\$ School record for largest margin of victory				
1-31-70	LSU	86-109	L	3-8-76	Auburn	88-103	L	12-7-98	West Alabama	101-68	W					
2-7-70	Kentucky	85-120	L	1-10-77	Alabama	88-101	L	12-29-98	Prairie View	\$111-50	W					
2-28-70	LSU	90-103	L	1-24-77	Kentucky	73-100	L	3-3-2001	Alabama	105-71	W					
12-1-70	NE Louisiana	112-97	W	11-26-77	Notre Dame	62-111	L	11-26-05	Centenary	107-67	W					


LARGEST MARGIN OF VICTORY

	Date	Opponent	OM	Opp.	Margin
1.	12/29/1998	Prairie View A&M	111	50	61
2.	12/7/1950	Southwestern	89	30	59
T3.	1923-24	College Hill	56	2	54
T3.	1/26/1917	Union	70	16	54
5.	2/26/1945	Arkansas State	76	24	52
T6.	11/18/2000	Arkansas-Pine Bluff	98	47	51
T6.	11/30/1991	Prairie View A&M	101	50	51
T6.	12/10/1973	Arkansas	117	66	51
T6.	12/2/1957	Howard	97	46	51
T6.	12/1/1955	Howard	113	62	51
T6.	1/7/1952	Georgia	103	52	51
T6.	2/2/1937	Water Valley	83	32	51
13.	1/5/1952	Birmingham So.	92	42	50
14.	11/16/1998	Belmont	91	42	49
15.	2/12/1914	Meridian YMCA	68	20	48
T16.	11/28/2001	Morris Brown	92	45	47
T16.	12/30/1997	Northwestern State	99	52	47
T16.	12/20/1997	Prarie View A&M	106	59	47
T19.	11/23/2012	Lipscomb	91	45	46
T19.	1/8/1932	Ecru	76	30	46
T19.	2/9/1911	Clark Memorial	53	7	46
T21.	11/24/1997	Ark. Pine Bluff	81	36	45
T21.	12/30/1995	Prairie View A&M	96	51	45
T21.	1/9/1937	Tupelo	64	19	45
T21.	2/16/1920	Millsaps	60	15	45
T25.	12/19/2009	Centenary	108	64	44
T25.	11/23/1998	Alabama A&M	89	45	44
T25.	12/19/1991	Alcorn State	111	67	44

LARGEST MARGIN OF DEFEAT

	Date	Opponent	OM	Opp.	Margin
1.	2/26/1914	Miss. State	18	84	66
2.	1/2/1952	Kentucky	58	116	58
3.	1/30/1991	Georgia	62	117	55
4.	2/16/1949	Kentucky	31	85	54
T5.	11/19/2005	New Mexico	42	95	53
T5.	2/15/1947	Alabama	30	83	53
T5.	2/25/1914	Miss. State	15	68	53
8.	1/25/1913	Union	26	77	51
9.	11/26/1977	Notre Dame	62	111	49
10.	1/10/1966	Vanderbilt	58	106	48
T11.	2/17/1993	Florida	47	94	47
T11.	1/8/1966	Tennessee	55	102	47
T11.	2/3/1951	Kentucky	39	86	47
14.	2/8/1965	Tennessee	50	96	46
15.	2/16/2000	LSU	53	97	44
T16.	1/30/1967	Kentucky	53	96	43
T16.	2/21/1966	Kentucky	65	108	43
T16.	2/8/1964	Kentucky	59	102	43
T19.	1/14/1995	Miss. State	52	94	42
T19.	2/3/1968	Tennessee	46	88	42
T19.	1/27/1968	Tennessee	46	88	42
22.	2/14/1939	LSU	18	59	41
T23.	2/22/2006	Kentucky	40	80	40
T23.	2/15/1950	Kentucky	50	90	40
T23.	2/11/1949	Tulane	34	74	40
T23.	2/4/1915	Millsaps	20	60	40

2,000-POINT CLUB




1. JOHN STROUD		2,328		
YEAR	GAMES	PTS	AVG	
1976-77	26	376	14.5	
1977-78	27	488	18.1	
1978-79	27	709	26.3	
1979-80	30	755	25.2	
TOTALS	110	2328	21.2	

Stroud's 2,328 career points third in SEC history.




2. JOE HARVELL		2,078		
YEAR	GAMES	PTS	AVG	
1989-90	30	395	13.2	
1990-91	28	488	17.4	
1991-92	28	699	25.0	
1992-93	28	496	17.7	
TOTALS	114	2078	18.2	

Harvell's 2,078 career points 18th in SEC history.



3. CHRIS WARREN		2,021		
YEAR	GAMES	PTS	AVG	
2007-08	35	554	15.8	
2008-09	11	216	19.6	
2009-10	35	602	17.2	
2010-11	34	649	19.1	
TOTALS	115	2021	17.6	

1,000-POINT CLUB



4. CARLOS CLARK		1,822		
YEAR	GAMES	PTS	AVG	
1979-80	29	164	5.7	
1980-81	28	392	14.0	
1981-82	30	634	21.1	
1982-83	31	632	20.4	
TOTALS	118	1822	15.4	



8. JARVIS SUMMERS		1,629		
YEAR	GAMES	PTS	AVG	
2011-12	34	354	10.4	
2012-13	34	309	9.1	
2013-14	33	570	17.3	
2014-15	33	396	12.0	
TOTALS	134	1629	12.2	



5. ELSTON TURNER		1,805		
YEAR	GAMES	PTS	AVG	
1977-78	27	269	9.9	
1978-79	27	430	15.9	
1979-80	30	508	16.9	
1980-81	29	598	20.6	
TOTALS	113	1805	15.9	




9. JOE GIBBON		1,601		
YEAR	GAMES	PTS	AVG	
1953-54	20	109	5.5	
1954-55	23	373	16.2	
1955-56	22	488	22.2	
1956-57	21	631	30.1	
TOTALS	86	1601	18.9	



6. JUSTIN REED		1,785		
YEAR	GAMES	PTS	AVG	
2000-01	35	385	11.0	
2001-02	31	453	14.6	
2002-03	28	430	15.4	
2003-04	28	517	18.5	
TOTALS	122	1785	14.6	



10. GERALD GLASS		1,564		
YEAR	GAMES	PTS	AVG	
1988-89	30	841	28.0	
1989-90	30	723	24.1	
TOTALS	60	1564	26.1	



7. KEITH CARTER		1,682		
YEAR	GAMES	PTS	AVG	
1995-96	27	372	13.8	
1996-97	28	340	12.1	
1997-98	29	428	14.8	
1998-99	33	542	16.4	
TOTALS	117	1682	14.3	



11. DON KESSINGER		1,553		
YEAR	GAMES	PTS	AVG	
1961-62	25	536	21.4	
1962-63	23	501	21.8	
1963-64	22	516	23.5	
TOTALS	70	1553	22.2	



12. TERENCE DAVIS		1,512	
YEAR	GAMES	PTS	AVG
2015-16	20	36	1.8
2016-17	36	535	14.9
2017-18	32	440	13.8
2018-19	33	501	15.2
TOTALS	121	1512	12.5



20. STEFAN MOODY		1,294	
YEAR	GAMES	PTS	AVG
2014-15	34	563	16.6
2015-16	31	731	23.6
TOTALS	65	1294	19.9




13. AARON HARPER		1,505	
YEAR	GAMES	PTS	AVG
2000-01	35	321	9.2
2001-02	31	368	11.9
2002-03	29	354	12.2
2003-04	28	462	16.5
TOTALS	123	1505	12.2




21. MARSHALL HENDERSON		1,293	
YEAR	GAMES	PTS	AVG
2012-13	36	722	20.6
2013-14	30	571	19.3
TOTALS	66	1293	19.6



14. MURPHY HOLLOWAY		1,476	
YEAR	GAMES	PTS	AVG
2008-09	31	261	8.4
2009-10	34	345	10.1
2011-12	31	348	11.2
2012-13	36	522	14.5
TOTALS	132	1476	11.2



22. JASON SMITH		1,286	
YEAR	GAMES	PTS	AVG
1995-96	27	248	9.2
1996-97	29	330	11.4
1997-98	29	283	9.8
1998-99	33	425	12.9
TOTALS	118	1286	10.9



15. ANSU SESAY		1,428	
YEAR	GAMES	PTS	AVG
1994-95	27	195	7.2
1995-96	25	264	10.6
1996-97	29	429	14.8
1997-98	29	540	18.6
TOTALS	110	1428	13.0




23. ZACH GRAHAM		1,274	
YEAR	GAMES	PTS	AVG
2007-08	35	206	5.9
2008-09	31	264	8.5
2009-10	35	321	9.2
2010-11	34	483	14.2
TOTALS	135	1274	9.4



16. ERIC LAIRD		1,421	
YEAR	GAMES	PTS	AVG
1981-82	30	239	7.9
1982-83	31	347	11.2
1983-84	28	488	17.3
1984-85	21	347	16.5
TOTALS	110	1421	12.9



24. SEBASTIAN SAIZ		1,273	
YEAR	GAMES	PTS	AVG
2013-14	33	168	5.1
2014-15	34	257	7.6
2015-16	26	305	11.7
2016-17	36	543	15.1
TOTALS	129	1273	9.9



17. JACK WATERS		1,384	
YEAR	GAMES	PTS	AVG
1958-59	24	446	18.6
1959-60	24	469	19.5
1960-61	23	469	20.4
TOTALS	71	1384	19.5



25. B.L. "COUNTRY" GRAHAM		1,259	
YEAR	GAMES	PTS	AVG
1935-36	18	262	14.6
1936-37	26	422	16.2
1937-38	32	575	17.4
TOTALS	76	1259	16.6



18. TIM JUMPER		1,375	
YEAR	GAMES	PTS	AVG
1987-88	29	394	13.6
1988-89	22	277	12.6
1989-90	30	353	11.8
1990-91	28	351	12.5
TOTALS	109	1375	12.6



26. DWAYNE CURTIS		1,232	
YEAR	GAMES	PTS	AVG
2005-06	29	393	13.6
2006-07	26	316	12.2
2007-08	35	523	14.9
TOTALS	90	1232	13.7



19. COB JARVIS		1,313	
YEAR	GAMES	PTS	AVG
1951-52	26	403	15.5
1952-53	24	557	23.2
1953-54	18	353	19.6
TOTALS	68	1313	19.3



27. WALTER ACTWOOD		1,216	
YEAR	GAMES	PTS	AVG
1973-74	25	245	9.8
1974-75	26	360	13.8
1975-76	27	324	12.0
1976-77	25	287	11.5
TOTALS	103	1216	11.8



28. ROD BARNES **1,201**

YEAR	GAMES	PTS	AVG
1984-85	16	17	1.1
1985-86	29	297	10.2
1986-87	29	336	11.6
1987-88	29	551	19.0
TOTALS	103	1201	11.7



35. TERRANCE HENRY **1,095**

YEAR	GAMES	PTS	AVG
2008-09	31	131	4.2
2009-10	33	211	6.4
2010-11	34	329	9.7
2011-12	34	424	12.5
TOTALS	132	1095	8.3




29. BREEN TYREE **1,187**

YEAR	GAMES	PTS	AVG
2016-17	34	249	7.3
2007-18	33	347	10.8
2018-19	33	591	17.9
TOTALS	99	1187	12.0




36. COOLIDGE BALL **1,072**

YEAR	GAMES	PTS	AVG
1971-72	25	421	16.8
1972-73	26	357	13.7
1973-74	25	294	11.8
TOTALS	76	1072	14.1



30. RAHIM LOCKHART **1,160**

YEAR	GAMES	PTS	AVG
1997-98	27	95	3.5
1998-99	28	206	7.4
1999-2000	33	403	12.2
2000-01	35	456	13.0
TOTALS	123	1160	9.4



37. JASON HARRISON **1,066**

YEAR	GAMES	PTS	AVG
1998-99	33	208	6.3
1999-00	33	311	9.4
2000-01	35	247	7.1
2001-02	31	300	9.7
TOTALS	132	1066	8.1



31. KEN TURNER **1,159**

YEAR	GAMES	PTS	AVG
1966-67	25	359	14.5
1967-68	24	332	13.8
1968-69	24	468	19.5
TOTALS	73	1159	15.9




38. RON COLEMAN **1,046**

YEAR	GAMES	PTS	AVG
1967-68	23	244	10.6
1968-69	24	303	12.6
1969-70	24	499	20.8
TOTALS	71	1046	14.7



32. JACK MARSHALL **1,137**

YEAR	GAMES	PTS	AVG
1945-46	17	162	10.6
1946-47	19	133	7.0
1947-48	23	280	12.2
1948-49	21	283	13.5
1949-50	25	279	11.2
TOTALS	105	1137	10.8



39. DENVER BRACKEEN **1,040**

YEAR	GAMES	PTS	AVG
1953-54	20	441	22.1
1954-55	22	599	27.2
TOTALS	42	1040	24.8



33. JOE AYERS **1,130**

YEAR	GAMES	PTS	AVG
1983-84	27	150	5.6
1984-85	27	338	12.5
1985-86	29	244	8.4
1986-87	29	398	13.7
TOTALS	112	1130	10.1



40. TODD ABERNETHY **1,036**

YEAR	GAMES	PTS	AVG
2003-04	28	150	5.4
2004-05	31	256	8.3
2005-06	30	259	8.6
2006-07	33	371	11.2
TOTALS	122	1036	8.5



34. FRED COX **1,105**

YEAR	GAMES	PTS	AVG
1971-72	25	401	16.0
1972-73	26	370	14.2
1973-74	25	334	13.4
TOTALS	76	1105	14.5

INDIVIDUAL RECORDS

* - Denotes SEC Record

POINTS SCORED

CAREER

- 2,328 John Stroud (110 games, 1977-80)
- 2,078 Joe Harvell (114 games, 1990-93)
- 2,021 Chris Warren (115 games, 2008-11)
- 1,822 Carlos Clark (118 games, 1980-83)
- 1,805 Elston Turner (113 games, 1978-81)
- 1,785 Justin Reed (122 games, 2001-04)
- 1,682 Keith Carter (117 games, 1996-99)
- 1,629 Jarvis Summers (134 games, 2012-15)
- 1,601 Joe Gibbon (86 games, 1954-57)
- 1,564 Gerald Glass (60 games, 1989-90)
- 1,553 Don Kessinger (70 games, 1962-64)
- 1,512 Terence Davis (121 games, 2016-19)
- 1,505 Aaron Harper (123 games, 2001-04)
- 1,476 Murphy Holloway (132 games, 2009-13)
- 1,428 Ansu Sesay (110 games, 1995-98)
- 1,421 Eric Laird (110 games, 1982-85)
- 1,384 Jack Waters (71 games, 1959-61)
- 1,375 Tim Jumper (109 games, 1988-91)
- 1,313 Cob Jarvis (68 games, 1952-54)
- 1,294 Stefan Moody (65 games, 2014-16)
- 1,293 Marshall Henderson (66 games, 2013-14)
- 1,286 Jason Smith (118 games, 1996-99)
- 1,274 Zach Graham (135 games, 2008-11)
- 1,273 Sebastian Saiz (129 games, 2014-17)
- 1,259 B.L. Graham (76 games, 1936-38)
- 1,232 Dwayne Curtis (90 games, 2006-08)
- 1,216 Walter Actwood (103 games, 1974-77)
- 1,201 Roderick Barnes (103 games, 1985-88)
- 29.1,187 Breein Tyree (99 games, 2017-Present)**
- 1,160 Rahim Lockhart (123 games, 1998-2001)
- 1,159 Ken Turner (73 games, 1967-69)
- 1,137 Jack Marshall (105 games, 1946-50)
- 1,130 Joe Ayers (112 games, 1984-87)
- 1,105 Fred Cox (76 games, 1972-74)
- 1,095 Terrance Henry (132 games, 2009-12)
- 1,072 Coolidge Ball (76 games, 1972-74)
- 1,066 Jason Harrison (132 games, 1999-2002)
- 1,046 Ron Coleman (71 games, 1968-70)
- 1,040 Denver Brackeen (42 games, 1954-55)
- 1,036 Todd Abernethy (122 games, 2004-07)



Ole Miss' all-time leading scorer John Stroud boasts the third-most points in SEC history.

SEASON

- 923 Johnny Neumann (23 games, 1971)
- 841 Gerald Glass (30 games, 1989)
- 755 John Stroud (30 games, 1980)
- 731 Stefan Moody (31 games, 2016)
- 723 Gerald Glass (30 games, 1990)
- 722 Marshall Henderson (36 games, 2013)
- 709 John Stroud (27 games, 1979)
- 699 Joe Harvell (28 games, 1992)
- 649 Chris Warren (34 games, 2011)
- 634 Carlos Clark (30 games, 1982)

GAME

- 63 Johnny Neumann vs. LSU (1-30-71)
- 60 Johnny Neumann vs. Baylor (12-29-70)
- 57 Johnny Neumann vs. USM (12-15 70)
- 53 Gerald Glass vs. LSU (3-4-89)
- 53 Johnny Neumann vs. Vanderbilt (12-2-70)
- 51 Johnny Neumann vs. Ark. A&M (12-4-70)
- 49 Don Kessinger vs. Tulane (2-2-63)
- 48 Don Kessinger vs. Tennessee (2-12-63)
- 47 Johnny Neumann vs. Kentucky (1-2-71)
- 46 Johnny Neumann vs. Vanderbilt (2-10-71)
- 46 Johnny Neumann vs. Kentucky (2-6-71)
- 46 Joe Gibbon vs. LSU (2-23-57)
- 43 Johnny Neumann vs. Alabama (2-1-71)
- 43 Johnny Neumann vs. Marshall (12-19-70)
- 43 Joe Gibbon vs. Tennessee (2-11-57)
- 43 Stefan Moody vs. Mississippi St. (3-2-16)
- 42 John Stroud vs. Mississippi St. (1-11-79)
- 41 Deandre Burnett vs. Oral Roberts (11-18-2016)
- 41 John Stroud vs. Memphis State (12-26-78)
- 41 Johnny Neumann vs. NE Louisiana (12-1-70)
- 41 Joe Gibbon vs. Georgia (2-16-57)

SCORING AVERAGE

CAREER

- 40.1 Johnny Neumann (23 games, 1971)
- 26.1 Gerald Glass (60 games, 1989-90)
- 24.8 Denver Brackeen (42 games, 1954-55)
- 22.2 Don Kessinger (70 games, 1962-64)
- 21.2 John Stroud (110 games, 1977-80)
- 19.9 Stefan Moody (65 games, 2014-16)
- 19.6 Marshall Henderson (66 games, 2013-214)
- 19.5 Jack Waters (71 games, 1959-61)
- 19.3 Cob Jarvis (68 games, 1952-54)
- 18.9 Joe Gibbon (86 games, 1954-57)

SEASON

- 40.1 Johnny Neumann (23 games, 1971)
- 30.1 Joe Gibbon (21 games, 1957)
- 28.0 Gerald Glass (30 games, 1989)
- 27.2 Denver Brackeen (22 games, 1955)
- 26.3 John Stroud (27 games, 1979)
- 25.2 John Stroud (30 games, 1980)
- 25.0 Joe Harvell (28 games, 1992)
- 24.1 Gerald Glass (30 games, 1990)
- 23.6 Stefan Moody (31 games, 2016)
- 23.5 Don Kessinger (22 games, 1964)



Joe Harvell scored the second-most points in school history and is one of three Rebels to reach 2,000.

FIELD GOALS MADE

CAREER

- 894 John Stroud (110 games, 1977-80)
- 813 Joe Harvell (114 games, 1989-93)
- 754 Elston Turner (113 games, 1978-81)
- 710 Carlos Clark (118 games, 1980-83)
- 679 Justin Reed (122 games, 2001-04)
- 634 Chris Warren (115 games, 2008-11)
- 615 Murphy Holloway (132 games, 2009-13)
- 612 Don Kessinger (70 games, 1962-64)
- 610 Gerald Glass (60 games, 1989-90)
- 596 Joe Gibbon (86 games, 1954-57)

SEASON

- 366 Johnny Neumann (23 games, 1971)
- 326 Gerald Glass (30 games, 1989)
- 284 Gerald Glass (30 games, 1990)
- 277 John Stroud (27 games, 1979)
- 267 Joe Harvell (28 games, 1992)
- 261 John Stroud (30 games, 1980)
- 251 Carlos Clark (30 games, 1982)
- 246 Elston Turner (30 games, 1981)
- 235 Carlos Clark (31 games, 1983)
- 227 Joe Gibbon (21 games, 1957)

GAME

- 26 *Johnny Neumann vs. LSU (1-30-71)
- 24 Johnny Neumann vs. Baylor (12-29-70)
- 23 Johnny Neumann vs. Vanderbilt (12-22-70)

4. 22 Don Kessinger vs. Tulane (2-2-63)
5. 21 Johnny Neumann vs. Ark. A&M (12-4-70)
6. 20 Gerald Glass vs. LSU (3-4-89)
- 20 Johnny Neumann vs. Kentucky (1-2-71)
- 20 Johnny Neumann vs. USM (12-15-70)
9. 19 Johnny Neumann vs. Vanderbilt (2-10-71)
10. 18 Johnny Neumann vs. Kentucky (2-6-71)
- 18 Johnny Neumann vs. NE Louisiana (12-1-70)
- 18 Don Kessinger vs. Tennessee (2-12-63)

FIELD GOALS ATTEMPTED

CAREER

1. 1,708 Joe Harvell (114 games, 1990-93)
2. 1,695 John Stroud (110 games, 1977-80)
3. 1,563 Chris Warren (115 games, 2008-11)
4. 1,495 Elston Turner (113 games, 1978-81)
5. 1,452 Joe Gibbon (86 games, 1954-57)
6. 1,425 Justin Reed (122 games, 2001-04)
7. 1,411 Don Kessinger (70 games, 1962-64)
8. 1,321 Jack Waters (71 games, 1959-61)
9. 1,297 Carlos Clark (118 games, 1980-83)
10. 1,290 Keith Carter (117 games, 1996-99)

SEASON

1. 792 Johnny Neumann (23 games, 1971)
2. 613 Gerald Glass (30 games, 1989)
3. 580 Gerald Glass (30 games, 1990)
4. 549 Marshall Henderson (36 games, 2013)
5. 548 Joe Gibbon (21 games, 1957)
6. 537 Joe Harvell (28 games, 1992)
7. 509 Stefan Moody (31 games, 2016)
8. 496 Don Kessinger (22 games, 1964)
9. 495 Jack Waters (24 games, 1959)
10. 487 Marshall Henderson (22 games, 2014)

GAME

1. 50 Johnny Neumann vs. Kentucky (2-6-71)
2. 49 Johnny Neumann vs. Vanderbilt (12-22-70)
3. 44 Johnny Neumann vs. USM (12-15-70)
4. 43 Johnny Neumann vs. Marshall (12-19-70)
5. 41 Johnny Neumann vs. Kentucky (2-6-71)
6. 40 Johnny Neumann vs. LSU (1-30-71)
- 40 Johnny Neumann vs. Baylor (12-29-70)
- 40 Johnny Neumann vs. Florida (1-25-71)
9. 39 Johnny Neumann vs. Alabama (2-1-71)
10. 36 Gerald Glass vs. LSU (3-4-89)
- 36 Johnny Neumann vs. NE Louisiana (12-1-70)
- 36 Joe Gibbon vs. LSU (2-23-57)

FIELD GOAL PERCENTAGE

CAREER (MINIMUM 600 ATTEMPTS)

1. .584 Dwayne Curtis (506-866, 2006-08)
2. .573 Reginald Buckner (353-616, 2010-13)
3. .561 Rahim Lockhart (474-845, 1998-2001)
4. .560 Roger Stieg (350-624, 1980-83)
5. .554 Marcus Hicks (342-617, 1999-2000)
6. .5474 Carlos Clark (710-1297, 1980-83)
7. .5470 Fred Cox (448-819, 1972-74)
8. .544 Murphy Holloway (615-1130, 2009-13)
9. .527 John Stroud (894-1695, 1977-80)
10. .516 Curtis Ritchwood (314-609, 1985-86)

SEASON (MINIMUM 150 ATTEMPTS)

1. .638 Marcus Hicks (162-254, 1999)
2. .633 Dwayne Curtis (212-335, 2008)



Marshall Henderson set the NCAA record with 394 3-point attempts in 2012-13.

3. .628 Fred Cox (152-242, 1974)
4. .622 Carlos Clark (251-403, 1982)
5. .594 Reginald Buckner (95-160, 2011)
6. .587 Reginald Buckner (125-213, 2013)
7. .581 Rahim Lockhart (165-284, 2000)
8. .578 John Stroud (277-479, 1979)
9. .569 Roger Steig (119-209, 1983)
10. .568 Dwayne Curtis (159-280, 2006)

GAME (MINIMUM 20 ATTEMPTS)

1. .800 John Stroud vs. Alabama, 16-20 (2-24-79)
2. .786 Don Kessinger vs. Tulane, 22-28 (2-2-63)
3. .727 John Stroud vs. Memphis, 16-22 (12-26-78)
4. .714 John Stroud vs. Kentucky, 15-21 (2-5-79)
5. .667 Cob Jarvis vs. Florence St., 16-24 (12-15-52)

GAME (MINIMUM 10 ATTEMPTS)

1. 1.000 Jarrell Evans vs. Abilene Christian, 12-12 (11-29-93)
2. .909 Rahim Lockhart vs. SE La., 10-11 (12-13-2000)
- .909 Carlos Clark vs. UAB, 10-11 (12-6-80)
- .909 Fred Cox vs. Florida, 10-11 (1-21-74)
- .909 Marcanvis Hyman vs. Towson, 10-11 (11-20-15)
6. .900 Marcus Hicks vs. Villanova, 9-10 (3-12-99)
- .900 John Jackson vs. Houston Baptist, 9-10 (2-5-96)
- .900 Joe Kyles vs. Georgia, 9-10 (1-9-77)

3-POINT FIELD GOALS MADE

CAREER

1. 334 Chris Warren (115 games, 2008-11)
2. 278 Aaron Harper (123 games, 2001-04)
3. 267 Marshall Henderson (66 games, 2013-14)
4. 249 Keith Carter (117 games, 1996-99)
5. 214 Joe Harvell (114 games, 1990-93)
6. 181 Stefan Moody (65 games, 2014-16)
7. 176 Terence Davis (121 games (2016-19)
8. 163 Jason Harrison (132 games, 1999-02)
9. 158 Todd Abernethy (122 games, 2004-07)
10. 152 David Huertas (65 games, 2008-09)

SEASON

1. 138 Marshall Henderson (36 games, 2013)
2. 129 Marshall Henderson (30 games, 2014)
3. 111 Chris Warren (35 games, 2010)
4. 103 Stefan Moody (31 games, 2016)
- 103 Chris Warren (35 games, 2008)
6. 96 Clarence Sanders (34 games, 2007)
7. 95 Chris Warren (34 games, 2011)
8. 83 Aaron Harper (31 games, 2002)
9. 79 Joe Harvell (28 games, 1992)
10. 78 Stefan Moody (34 games, 2015)

GAME

1. 10 Marshall Henderson vs. Oregon, 10-23 (12-8-13)
2. 9 Deandre Burnett vs. Oral Roberts (11-18-16)
3. 8 Stefan Moody vs. Alabama 8-17 (3-10-16)
- 8 Stefan Moody vs. Miss. State, 8-12 (2-19-15)
- 8 Marshall Henderson vs. Missouri, 8-15 (2-8-14)
- 8 Marshall Henderson vs. Tennessee, 8-19 (1-29-14)
- 8 Marshall Henderson vs. Auburn, 8-12 (2-23-13)
- 8 Chris Warren vs. So. Carolina, 8-15 (2-22-11)
- 8 Keith Carter vs. Prairie View, 8-10 (12-29-98)
10. 7 Marshall Henderson vs. Miss. State, 7-19 (3-13-14)
- 7 Marshall Henderson vs. W. Kentucky, 7-13 (12-30-13)
- 7 Marshall Henderson vs. Florida, 7-11 (2-2-13)
- 7 Marshall Henderson vs. Indiana St., 7-16 (12-22-12)
- 7 Dundreous Nelson vs. Auburn, 7-12 (3-2-11)



Chris Warren finished his career as the school record holder for 3-pointers in a career, season and game. He ranks fifth in Southeastern Conference history with 334 career triples.

- 7 Zach Graham vs. Auburn, 7-11 (2-16-11)
- 7 Chris Warren vs. Miss. State, 7-14 (1-13-11)
- 7 Terrico White vs. Jacksonville St., 7-10 (12-29-09)
- 7 David Huertas vs. So. Ala., 7-13 (11-18-08)
- 7 David Huertas vs. Georgia, 7-11 (3-13-08)
- 7 Chris Warren vs. Auburn, 7-14 (1-19-08)
- 7 Eniel Polynice vs. So. Ala., 7-11 (11-13-07)
- 7 Trevor Gaskins vs. MVSU, 7-10 (11-10-07)
- 7 Clarence Sanders vs. LSU, 7-13 (2-14-07)
- 7 Clarence Sanders vs. Auburn, 7-11 (2-3-07)

3-POINT FIELD GOALS ATTEMPTED

CAREER

- 1. 900 Chris Warren (115 games, 2008-11)
- 2. 771 Marshall Henderson (66 games, 2013-2014)
- 3. 720 Aaron Harper (123 games, 2001-04)
- 4. 686 Keith Carter (117 games, 1996-99)
- 5. 528 Joe Harvell (114 games, 1990-93)
- 6. 519 Terence Davis (121 games, 2016-19)
- 7. 494 Stefan Moody (65 games, 2015-16)
- 8. 454 Jason Harrison (132 games, 1999-2002)
- 9. 425 David Huertas (65 games, 2008-09)
- 10. 414 Todd Abernethy (122 games, 2004-07)



Four-year letterwinner Jarvis Summer ranks in the top-10 in school history in scoring, assists and free throws made.

SEASON

- 1. 394 Marshall Henderson (36 games, 2013)
- 2. 377 Marshall Henderson (30 games, 2014)
- 3. 279 Chris Warren (34 games, 2011)
- 4. 275 Chris Warren (35 games, 2010)
- 5. 272 Stefan Moody (31 games, 2016)
- 6. 265 Chris Warren (35 games, 2008)
- 7. 262 Clarence Sanders (34 games, 2007)
- 8. 222 Stefan Moody (34 games, 2015)
- 9. 220 Keith Carter (33 games, 1999)
- 10. 217 David Huertas (30 games, 2009)

GAME

- 1. 23 Marshall Henderson vs. Oregon, 10-23 (12-8-13)
- 2. 19 Marshall Henderson vs. Miss. State, 7-19 (3-13-14)
- 19 Marshall Henderson vs. Tennessee, 8-19 (1-29-14)
- 4. 18 Marshall Henderson vs. Miss. St., 3-18 (3-2-13)
- 5. 17 Stefan Moody vs. Alabama, 8-17 (3-10-16)
- 6. 16 Marshall Henderson vs. Georgia, 2-16 (3-14-13)
- 16 Marshall Henderson vs. Texas A&M, 5-16 (3-1-14)
- 16 Marshall Henderson vs. Florida, 5-16 (2-22-14)
- 16 Marshall Henderson vs. Indiana St., 7-16 (12-22-12)
- 16 Clarence Sanders vs. Miss. St., 4-16 (1-10-07)
- 11. 15 Stefan Moody at Texas A&M, 5-15 (2-16-16)
- 15 Stefan Moody vs. Vanderbilt, 3-15 (2-6-16)
- 15 Marshall Henderson vs. Missouri, 8-15 (2-8-14)
- 15 Marshall Henderson vs. LaSalle, 4-15 (3-24-13)
- 15 Marshall Henderson vs. Tennessee, 6-15 (1-24-13)

3-POINT FIELD GOAL PERCENTAGE

CAREER (MINIMUM 90 ATTEMPTS)

- 1. .443 John Matthews, 54-122 (80 games, 1988-91)
- 2. .409 Cullen Neal, 63-154 (36 games, 2016-17)
- 3. .405 Joe Harvell, 214-528 (114 games, 1990-93)
- 4. .397 Rod Barnes, 50-126 (58 games, 1986-88)
- 5. .393 Kendrick Fox, 107-272 (112 games, 2002-05)
- 6. .389 David Sanders, 72-185 (95 games, 2001-03)
- 7. .386 Aaron Harper, 278-720 (123 games, 2001-04)
- 8. .382 Todd Abernethy, 158-414 (122 games, 2004-07)
- 9. .379 Ronnie Miller, 36-95 (58 games, 1986-88)
- 10. .377 Gerald Glass, 87-231 (60 games, 1989-90)

SEASON (MINIMUM 25 ATTEMPTS)

- 1. .600 Keith Kessinger, 15-25 (1987)
- 2. .507 David Sanders, 36-71 (2002)
- 3. .500 Walsh Jordan, 17-34 (1994)
- .500 David Midlick, 15-30 (1989)
- .500 John Matthews, 30-60 (1990)

GAME (MINIMUM 4 ATTEMPTS)

- 1. 1.000 Joe Harvell vs. Tennessee, 5-5 (3-9-90)
- 1.000 Eniel Polynice vs. UNO, 4-4 (11-30-06)
- 1.000 Kendrick Fox vs. Nicholls St., 4-4 (12-13-04)
- 1.000 LaTaryl Williams vs. VCU, 4-4 (12-7-99)
- 1.000 Robert Butler vs. So. Carolina, 4-4 (2-8-95)
- 1.000 Rod Barnes vs. Miss. St., 4-4 (2-14-87)
- 7. .857 Josh Hayes vs. Troy St., 6-7 (12-18-00)
- 8. .833 Deandre Burnett vs. Utah, 5-6 (11-20-18)
- .833 Zach Graham vs. Arkansas, 5-6 (3-5-11)
- .833 Jason Flanigan vs. MBC, 5-6 (12-30-00)

FREE THROWS MADE

CAREER

- 1. 540 John Stroud (110 games, 1977-80)
- 2. 463 Jarvis Summers (134 games, 2012-15)

- 3. 419 Chris Warren (115 games, 2008-11)
- 4. 409 Joe Gibbon (86 games, 1954-57)
- 5. 403 Ken Turner (73 games, 1967-69)
- 6. 401 Carlos Clark (118 games, 1980-83)
- 7. 393 Ansu Sesay (110 games, 1995-98)
- 8. 385 Cob Jarvis (68 games, 1952-54)
- 9. 382 Justin Reed (122 games, 2001-04)
- 10. 361 Stefan Moody (65 games, 2015-16)



In just two seasons as a Rebel, Stefan Moody ranked third in Ole Miss history with a 85.7 free throw percentage, sixth on the career scoring average list at 19.9 ppg and sixth with 181 3-pointers made.

SEASON

- 1. 233 John Stroud (30 games, 1980)
- 2. 212 Stefan Moody (31 games, 2016)
- 3. 193 Denver Brackeen (22 games, 1955)
- 4. 192 Deandre Burnett (33 games, 2017)
- 5. 191 Johnny Neumann (23 games, 1971)
- 6. 177 Joe Gibbon (21 games, 1957)
- 7. 168 Chris Warren (34 games, 2011)
- 8. 166 Marshall Henderson (36 games, 2013)
- 9. 162 Carlos Clark (31 games, 1983)
- 10. 160 Sebastian Saiz (36 games, 2017)

GAME

- 1. 17 Carlos Clark vs. LSU, 17-21 (1-15-83)
- 17 Johnny Neumann vs. USM, 17-18 (12-15-70)
- 17 Joe Gibbon vs. Georgia, 17-18 (2-16-57)
- 17 Wayland Inman vs. EKU, 17-19 (12-16-55)
- 5. 16 Ansu Sesay vs. Auburn, 16-17 (1-31-98)
- 16 Cecil Dowell vs. Tennessee, 16-18 (3-4-81)
- 16 Joe Gibbon vs. LSU, 16-19 (2-23-57)
- 8. 15 Stefan Moody vs. Mississippi St., 15-18 (3-2-16)
- 15 Stefan Moody vs. Georgia, 15-18, (1-9-16)
- 15 Stefan Moody vs. Georgia Southern, 15-17 (11-16-15)
- 15 Cecil Dowell vs. Alabama St., 15-16 (3-17-83)
- 15 Denver Brackeen vs. Florida, 15-15 (2-21-55)

CONSECUTIVE

- 37 David Rhodes (1972)
- 32 Stefan Moody (2015)

FREE THROWS ATTEMPTED

CAREER

- 695 John Stroud (110 games, 1977-80)
- 613 Cob Jarvis (68 games, 1952-54)
- 568 Joe Gibbon (86 games, 1954-57)
- 543 Ansu Sesay (110 games, 1995-98)
- 540 Justin Reed (122 games, 2001-04)
- 521 Ken Turner (73 games, 1967-69)
- 508 Carlos Clark (118 games, 1980-83)
- 487 Chris Warren (115 games, 2008-11)
- 480 Ivan Richmann (67 games, 1958-60)
- 478 Murphy Holloway (132 games, 2009-13)

SEASON

- 292 John Stroud (30 games, 1980)
- 256 Stefan Moody (31 games, 2016)
- 255 Denver Brackeen (22 games, 1955)
- 254 Cob Jarvis (24 games, 1953)
- 250 Johnny Neumann (23 games, 1971)
- 235 Joe Gibbon (21 games, 1957)
- 218 Deandre Burnett (33 games, 2017)
- 216 Ansu Sesay (29 games, 1998)
- 215 Sebastian Saiz (36 games, 2017)
- 215 Ivan Richmann (23 games, 1959)

GAME

- 28 Cob Jarvis vs. Arkansas, 14-28 (1-5-54)
- 25 Ken Turner vs. Vanderbilt, 15-25 (2-12-69)
- 21 Carlos Clark vs. LSU, 17-21 (1-15-83)
- 20 Ansu Sesay vs. Arkansas, 14-20 (2-18-95)
- 19 Justin Reed vs. Alabama, 14-19 (2-28-04)
- 19 Joe Gibbon vs. LSU, 16-19 (2-23-57)
- 18 Stefan Moody vs. Mississippi St, 15-18 (3-2-16)
- 18 Stefan Moody vs. Georgia, 15-18 (1-09-16)
- 18 Cecil Dowell vs. Tennessee, 16-18 (3-4-81)
- 18 Johnny Neumann vs. Baylor, 12-18 (12-29-70)
- 18 Johnny Neumann vs. USM, 17-18 (12-15-70)

FREE THROW PERCENTAGE

CAREER (MINIMUM 200 ATTEMPTS)

- .877 David Rhodes, 179-204 (1971-73)
- .860 Chris Warren, 419-487 (2008-11)
- .857 Stefan Moody, 361-421 (2014-16)
- .857 Marshall Henderson, 264-308 (2013-14)
- .846 Deandre Burnett, 325-384 (2017-18)
- .829 Jack Waters, 300-362 (1959-61)
- .827 Dave Shepherd, 177-214 (1974-75)
- .8204 Don Kessinger, 329-401 (1962-64)
- .8196 Jason Harrison, 359-438 (1999-2002)
- .805 Rod Barnes, 231-287 (1985-88)

SEASON (MINIMUM 90 ATTEMPTS)

- .928 *Chris Warren, 168-181 (2011)
- .903 Stefan Moody, 149-165 (2015)
- .901 David Rhodes, 82-91 (1972)
- .883 Marshall Henderson, 166-188 (2013)
- .881 Deandre Burnett, 192-218 (2017)
- .873 Jack Waters, 103-118 (1960)
- .871 Zach Graham, 108-124 (2011)
- .860 Jason Harrison, 92-107 (2002)
- .849 David Rhodes, 79-93 (1971)

- .844 Don Kessinger, 103-122 (1963)

GAME (MINIMUM 11 ATTEMPTS)

- 1,000 Sebastian Saiz at Mississippi State (2-21-2017)
- 1,000 Marshall Henderson vs. Georgia, 14-14, (2-16-13)
- 1,000 Denver Brackeen vs. Florida, 15-15 (2-21-55)
- 1,000 Chris Warren vs. Texas St., 12-12 (12-22-10)
- 1,000 Don Kessinger vs. Tulane, 12-12 (2-2-63)
- 1,000 Don Kessinger vs. Tennessee, 12-12 (2-12-62)
- 1,000 Jack Waters vs. Miss. St., 12-12 (3-4-61)
- 1,000 Ivan Richmann vs. Tulane, 12-12 (1-30-60)
- 1,000 Jack Waters vs. Alabama, 12-12 (1-2-60)
- 1,000 Denver Brackeen vs. Georgia, 12-12 (12-19-53)
- 1,000 Justin Reed vs. So. Carolina, 11-11 (1-31-04)
- 1,000 Ervin Garnes vs. LSU, 11-11 (3-5-94)



Murphy Holloway broke Walter Actwood's school rebounding mark in 2012-13 and ranks 15th in SEC history with 1,093 career boards.

REBOUNDS

CAREER

- 1,093 Murphy Holloway (132 games, 2009-13)
- 1,008 Sebastian Saiz (129 games, 2014-17)
- 945 Walter Actwood (103 games, 1974-77)
- 880 Reginald Buckner (132 games, 2010-13)
- 828 Elston Turner (113 games, 1978-81)
- 827 Joe Gibbon (86 games, 1954-57)
- 826 John Stroud (110 games, 1977-80)
- 780 Rahim Lockhart (123 games, 1998-2001)
- 774 Dwayne Curtis (90 games, 2006-08)
- 766 Justin Reed (122 games, 2001-04)

SEASON

- 409 Sebastian Saiz (36 games, 2017)
- 350 Murphy Holloway (36 games, 2013)
- 337 Dwayne Curtis (35 games, 2008)
- 306 Denver Brackeen (22 games, 1955)
- 296 Joe Gibbon (21 games, 1957)
- 295 Walter Actwood (26 games, 1975)

- 282 Rahim Lockhart (35 games, 2001)
- 279 Murphy Holloway (31 games, 2012)
- 278 Rahim Lockhart (33 games, 2000)
- 271 Reginald Buckner (36 games, 2013)

GAME

- 25 Ivan Richmann vs. Tulane (2-22-58)
- 24 Joe Gibbon vs. Georgia (2-16-57)
- 23 Sterling Ainsworth vs. Ark. St. (12-5-60)
- 22 Walter Actwood vs. ISU-Evansville (12-1-75)
- 22 Denver Brackeen vs. LSU (2-28-55)
- 22 Denver Brackeen vs. Vanderbilt (11-17-55)
- 21 Jerry Brawner vs. Texas (12-5-66)
- 21 Ivan Richmann vs. Chattanooga (2-9-60)
- 21 James Miller vs. Miss. St. (1-30-56)
- 20 Murphy Holloway vs. Auburn (2-24-10)
- 20 Walter Actwood vs. LSU (3-8-75)
- 20 Jimmie Graves vs. LSU (2-23-57)
- 20 Joe Gibbon vs. Kentucky (2-8-57)

REBOUNDING AVERAGE

CAREER

- 12.1 Denver Brackeen (42 games, 1954-55)
- 9.9 Coolidge Ball (76 games, 1972-74)
- 9.62 Joe Gibbon (86 games, 1954-57)
- 9.59 Fred Cox (76 games, 1972-74)
- 9.4 Ivan Richmann (67 games, 1958-60)
- 9.2 Walter Actwood (103 games, 1974-77)
- 8.9 Jerry Brawner (70 games, 1967-69)
- 8.6 Dwayne Curtis (90 games, 2006-08)
- 8.3 Murphy Holloway (132 games, 2008-13)
- 8.10 Louis Griffin (68 games, 1958-60)



A four-year letterman for the Rebels from Madrid, Spain, Sebastian Saiz became just the seventh player in SEC history with 1,000 points, 1,000 rebounds and 100 blocked shots.

SEASON

- 14.1 Joe Gibbon (21 games, 1957)
- 13.9 Denver Brackeen (22 games, 1955)
- 11.4 Sebastian Saiz (36 games, 2017)
- 11.3 Walter Actwood (26 games, 1975)
- 10.8 Fred Cox (25 games, 1972)
- 10.4 Ivan Richmann (20 games, 1960)

RECORDS

- 7. 10.3 Coolidge Ball (25 games, 1972)
- 8. 10.10 Denver Brackeen (20 games, 1954)
- 9. 10.09 Sterling Ainsworth (23 games, 1961)
- 10. 10.08 Bill Bolton (24 games, 1963)

ASSISTS

CAREER

- 1. 830 *Sean Tuohy (117 games, 1979-82)
- 2. 530 Jarvis Summers (134 games, 2012-15)
- 2. 456 Rod Barnes (103 games, 1985-88)
- 3. 452 Chris Warren (115 games, 2008-11)
- 4. 431 Todd Abernethy (122 games, 2004-07)
- 5. 427 Jason Harrison (132 games, 1999-2002)
- 6. 378 Henry Jackson (105 games, 1976-79)
- 7. 370 Michael White (117 games, 1996-99)
- 9. 362 Bob Mahoney (74 games, 1973-75)
- 10. 319 Eniel Polynice (102 games, 2007-10)

SEASON

- 1. 260 *Sean Tuohy (30 games, 1980)
- 2. 215 Sean Tuohy (30 games, 1982)
- 3. 187 Sean Tuohy (30 games, 1981)
- 4. 182 Todd Abernethy (33 games, 2007)
- 5. 175 Rod Barnes (29 games, 1987)
- 6. 168 Sean Tuohy (27 games, 1979)
- 7. 160 Jarvis, Summers (33 games, 2015)
- 7. 156 Chris Warren (35 games, 2008)
- 8. 153 Rod Barnes (29 games, 1986)
- 9. 147 Bob Mahoney (26 games, 1975)

GAME

- 1. 15 Sean Tuohy vs. Auburn (1-26-80)
- 2. 14 Sean Tuohy vs. Miss. St. (2-16-80)
- 3. 13 Sean Tuohy vs. Virginia Tech (3-15-82)
- 13 Rod Barnes vs. Florida (1-11-86)
- 5. 12 Jarvis Summers vs. Illinois St. (3-14-12)
- 12 Sean Tuohy vs. LSU (2-21-80)
- 12 Sean Tuohy vs. Kentucky (2-29-80)
- 12 Sean Tuohy vs. Auburn (1-13-79)
- 12 Sean Tuohy vs. Dayton (12-20-80)
- 10. 11 Todd Abernethy vs. LSU (2-14-07)
- 11 Edmond Fitzgerald vs. Oral Roberts (2-13-93)
- 11 Rod Barnes vs. Vanderbilt (2-9-87)
- 11 Rod Barnes vs. Miss. College (12-18-86)
- 11 Sean Tuohy vs. Alabama (2-2-80)
- 11 Sean Tuohy vs. Tennessee (1-30-80)
- 11 Sean Tuohy vs. Mercer (11-30-79)
- 11 Sean Tuohy vs. Alabama (2-24-79)
- 11 Bob Mahoney vs. Georgia (2-3-75)
- 11 Bob Mahoney vs. Auburn (1-6-75)

ASSISTS AVERAGE

CAREER

- 1. 7.1 Sean Tuohy (117 games, 1979-82)
- 2. 5.15 Jarvis Summers (134 games, 2012-15)
- 3. 4.9 Bob Mahoney (74 games, 1973-75)
- 4. 4.43 Rod Barnes (103 games, 1985-88)
- 5. 4.36 Dave Shepherd (50 games, 1974-75)
- 6. 3.9 Chris Warren (115 games, 2008-11)
- 7. 3.6 Henry Jackson (105 games, 1976-79)
- 8. 3.53 Todd Abernethy (122 games, 2004-07)
- 9. 3.52 Deandre Burnett (64 games, 2017-18)
- 10. 3.28 Stefan Moody (65 games, 2014-16)

SEASON

- 1. 8.7 Sean Tuohy (30 games, 1980)
- 2. 7.2 Sean Tuohy (30 games, 1982)
- 3. 6.23 Sean Tuohy (30 games, 1981)
- 4. 6.22 Sean Tuohy (27 games, 1979)
- 5. 6.0 Rod Barnes (29 games, 1987)
- 6. 5.7 Bob Mahoney (26 games, 1975)
- 7. 5.5 Todd Abernethy (33 games, 2007)
- 8. 5.3 Rod Barnes (29 games, 1986)
- 9. 4.88 Bob Mahoney (26 games, 1973)
- 10. 4.85 Cedric Brim (27 games, 1995)

BLOCKED SHOTS

CAREER

- 1. 326 Reginald Buckner (132 games, 2010-13)
- 2. 180 Sean Murphy (117 games, 1988-91)
- 3. 139 Aaron Jones (105 games, 2012-15)
- 4. 132 Rahim Lockhart (123 games, 1998-2001)
- 5. 127 Sebastian Saiz (129 games, 2014-17)
- 6. 114 Johnnie Rogers (54 games, 1996-1999)
- 7. 113 Terrance Henry (132 games, 2008-12)
- 8. 108 David Dean (50 games, 1992-94)
- 9. 99 Ansu Sesay (110 games, 1995-98)
- 10. 97 Marcanvis Hymon (106 games (2015-18)

SEASON

- 1. 98 Reginald Buckner (36 games, 2013)
- 2. 95 Reginald Buckner (34 games, 2011)
- 3. 69 Reginald Buckner (32 games, 2012)
- 69 Aaron Jones (33 games, 2014)
- 5. 64 Reginald Buckner (31 games, 2010)
- 6. 56 David Dean (28 games, 1993)
- 7. 52 David Dean (22 games, 1994)
- 8. 49 Rahim Lockhart (35 games, 2001)
- 49 Sean Murphy (28 games, 1991)



Reginald Buckner ranks fifth in SEC history with 326 career blocked shots.

- 10. 48 Johnnie Rogers (29 games, 1998)

GAME

- 1. 8 Reginald Buckner vs. Arkansas (2-5-11)
- 8 Ansu Sesay vs. Miss. St. (2-19-97)
- 3. 7 Reginald Buckner vs. Arkansas (3-5-11)
- 7 Reginald Buckner vs. ETSU (12-18-10)
- 7 David Dean vs. Alabama (2-20-93)
- 7 Sean Murphy vs. Christian Bros. (11-25-88)
- 7. 6 Sebastian Saiz vs. Bradley (12-19-2016)
- 6 Reginald Buckner vs. Fordham (1-4-13)
- 6 Reginald Buckner vs. MVSU (12-10-11)
- 6 Reginald Buckner vs. LSU (1-22-11)
- 6 Terrance Henry vs. UCF (1-5-10)
- 6 Johnnie Rogers vs. La. Tech (11-19-97)
- 6 Johnnie Rogers vs. Davidson (12-2-96)
- 6 David Dean vs. So. Carolina (3-10-94)
- 6 Sean Murphy vs. Florida (2-2-91)

STEALS

CAREER

- 1. 211 Jason Smith (118 games, 1996-99)
- 2. 194 Murphy Holloway (132 games, 2009-13)
- 3. 179 Eric Laird (110 games, 1982-85)
- 4. 172 Jason Harrison (132 games, 1999-2002)
- 5. 159 Gerald Glass (60 games, 1989-90)
- 6. 157 Joe Ayers (112 games, 1984-87)
- 7. 155 Elston Turner (113 games, 1978-81)
- 8. 154 Rod Barnes (103 games, 1985-88)
- 9. 148 Rahim Lockhart (123 games, 1998-2001)
- 10. 140 Terence Davis (121 games, 2016-19)

SEASON

- 1. 89 Gerald Glass (30 games, 1989)
- 2. 73 Jason Smith (33 games, 1999)
- 3. 70 Gerald Glass (30 games, 1990)
- 4. 58 Murphy Holloway (36 games, 2013)
- 58 Rod Barnes (29 games, 1988)
- 6. 57 Stefan Moody (34 games, 2015)
- 7. 56 **Devontae Shuler (33 games, 2019)**
- 8. 55 Rahim Lockhart (33 games, 2000)
- 55 Ervin Barnes (27 games, 1994)
- 55 Eric Laird (28 games, 1984)

GAME

- 1. 8 Gerald Glass vs. Christian Bros. (11-25-88)
- 8 Eric Laird vs. DePaul (3-25-83)
- 3. 7 Terence Davis vs. Texas A&M (2-6-2019)
- 7 Rasheed Brooks vs. LSU (2-14-2017)
- 7 Justin Reed vs. Auburn (2-3-01)
- 7 Jason Smith vs. Florida (1-7-98)
- 7 Coolidge Ball vs. Alabama (2-16-74)
- 7. 6 20 players tied

GAMES PLAYED

CAREER

- 1. 135 Zach Graham (2008-11)
- 2. 134 Jarvis Summers (2012-15)
- 3. 132 Reginald Buckner (2010-13)
- 132 Murphy Holloway (2009-13)
- 132 Terrance Henry (2009-12)
- 132 Jason Harrison (1999-2002)
- 4. 129 Sebastian Saiz (2014-17)
- 5. 128 Emmanuel Wade (2000-03)
- 6. 127 Jason Flanigan (1998-2001)
- 7. 123 Aaron Harper (2001-04)

- 123 Rahim Lockhart (1998-2001)
- 9. 122 Todd Abernethy (2004-07)
- 122 Justin Reed (2001-04)

SEASON

- 36 Terence Davis, Justas Furmanavicius, Marcanvis Hymon, Cullen Neal, Terence Davis (2017); Reginald Buckner, Marshall Henderson, Murphy Holloway, LaDarius White (2013)
- 35 DeAundre Cranston, Trevor Gaskins, Zach Graham, Chris Warren, Terrico White (2010); Dwayne Curtis, Trevor Gaskins, Zach Graham, David Huertas, Chris Warren, Kenny Williams (2008); Jason Flanigan, Aaron Harper, Jason Harrison, Rahim Lockhart, Justin Reed, David Sanders, Emmanuel Wade (2001)
- 34 Breein Tyree (2017); Stefan Moody, LaDarius White, M.J. Rhett, Dwight Coleby, Martavious Newby, Terence Smith (2015), Jarvis Summers, Nick Williams (2013); Terrance Henry, Jarvis Summers, Nick Williams (2012); Zach Graham, Terrance Henry, Dundrecous Nelson, Chris Warren, Nick Williams (2011); Murphy Holloway (2010); Eniel Polynice (2008); Jason Holmes, Richard Kirklin (2001)

WINS

CAREER

- 1. 87 Martavious Newby (2012-16)
- 87 Reginald Buckner (2010-13)
- 87 Jason Flanigan (1998-2001)
- 4. 86 Jason Harrisons (1999-2002)
- 5. 85 Murphy Holloway (2009-13)
- 6. 84 Jarvis Summers (2012-15)

MINUTES PLAYED

CAREER

- 1. 4,109 Elston Turner (113 games, 1978-81)
- 2. 4,039 Sean Tuohy (117 games, 1979-82)
- 3. 4,028 Carlos Clark (118 games, 1980-83)
- 4. 3,955 John Stroud (110 games, 1977-80)
- 5. 3,832 Eric Laird (110 games, 1982-85)
- 6. 3,812 Chris Warren (115 games, 2008-11)
- 7. 3,719 Keith Carter (117 games, 1996-99)
- 8. 3,674 Joe Harvell (114 games, 1990-93)
- 3,674 Murphy Holloway (132 games, 2009-13)
- 10. 3,548 Aaron Harper (123 games, 2001-04)

SEASON

- 1. 1,207 Carlos Clark (31 games, 1983)
- 2. 1,200 Sebastian Saiz (36 games, 2017)
- 3. 1,192 Carlos Clark (30 games, 1982)
- 4. 1,185 Chris Warren (34 games, 2011)
- 5. 1,152 Chris Warren (35 games, 2010)
- 6. 1,134 Marshall Henderson (36 games, 2013)
- 7. 1,133 Eric Laird (31 games, 1983)
- 8. 1,131 Murphy Holloway (36 games, 2013)
- 1,131 Sean Tuohy (30 games, 1982)
- 10. 1,123 Keith Carter (33 games, 1999)
- 1,123 John Stroud (30 games, 1980)

GAME

- 1. 60 Carlos Clark vs. Vanderbilt (2-17-82)
- 2. 59 Sean Tuohy vs. Vanderbilt (2-17-82)
- 3. 58 Gerald Glass vs. Miss. State (1-24-90)
- 4. 54 Roger Stieg vs. Vanderbilt (2-17-82)

- 5. 49 Joe Harvell vs. Miss. State (1-24-90)

DOUBLE-DOUBLES

CAREER

- 1. 45 Joe Gibbon (86 games, 1954-57)
- 2. 39 Murphy Holloway (96 games, 2009-13)
- 3. 37 Coolidge Ball (76 games, 1972-74)
- 4. 34 Dwayne Curtis (90 games, 2006-08)
- 5. 32 Sebastian Saiz (129 games, 2014-17)
- 32 Denver Brackeen (42 games, 1954-55)
- 7. 31 John Stroud (110 games, 1977-80)
- 8. 28 Ivan Richmann (67 games, 1958-60)
- 9. 27 Fred Cox (76 games, 1972-74)
- 10. 22 Rahim Lockhart (123 games, 1998-2001)

SEASON

- 1. 23 Sebastian Saiz (36 games, 2017)
- 2. 20 Denver Brackeen (22 games, 1955)
- 3. 19 Joe Gibbon (21 games, 1957)
- 4. 18 Dwayne Curtis (35 games, 2008)
- 5. 15 Coolidge Ball (25 games, 1972)
- 15 Fred Cox (25 games, 1972)
- 7. 14 Murphy Holloway (36 games, 2013)
- 14 Joe Gibbon (22 games, 1956)
- 9. 13 Rahim Lockhart (33 games, 2000)
- 13 John Stroud (27 games, 1979)
- 13 Walter Actwood (26 games, 1975)
- 13 Sterling Ainsworth (23 games, 1961)

CONSECUTIVE DOUBLE-FIGURE SCORING GAMES

CAREER

- 1. 61 John Stroud (1978-80)
- 2. 59 Gerald Glass (1988-90)
- 3. 53 Ansu Sesay (1997-98)
- 4. 37 Carlos Clark (1982-83)
- 5. 36 Jack Waters (1960-61)
- 6. 35 Denver Brackeen (1954-55)
- 35 Cob Jarvis (1952-54)
- 8. 34 Marshall Henderson (2013-14)
- 9. 33 Joe Harvell (1990-92)
- 33 Don Kessinger (1963-64)
- 33 Stefan Moody (2014-16)

CONSECUTIVE GAMES WITH A 3-POINTER

CAREER

- 1. 66 Marshall Henderson (2013-14)
- 2. 46 Chris Warren (2010-11)
- 3. 41 Aaron Harper (2001-03)

RECORDS BY CLASS

FRESHMAN RECORDS

POINTS SCORED

- 1. 554 Chris Warren (35 games, 2008)
- 2. 425 Terrico White (31 games, 2009)
- 3. 395 Joe Harvell (30 games, 1990)
- 4. 394 Tim Jumper (29 games, 1988)
- 5. 385 Justin Reed (35 games, 2001)

SCORING AVG - 15.8, Chris Warren (35 games, 2008)

3-POINT FGS - 103, Chris Warren (35 games, 2008)

REBOUNDS - 213, Walter Actwood (25 games, 1974)

ASSISTS - 168, Sean Tuohy (27 games, 1979)

BLOCKS - 64, Reginald Buckner (31 games, 2010)

STEALS - 47, Elston Turner (27 games, 1978)

SOPHOMORE RECORDS

POINTS SCORED

- 1. 923 Johnny Neumann (23 games, 1971)
- 2. 536 Don Kessinger (25 games, 1962)
- 3. 535 Terence Davis (36 games, 2017)
- 4. 530 Terrico White (35 games, 2010)
- 5. 488 Joe Harvell (28 games, 1991)
- 488 John Stroud (26 games, 1978)

SCORING AVG - 40.1, Johnny Neumann (23 games, 1971)

3-POINT FGS - 83, Aaron Harper (31 games, 2002)

REBOUNDS - 295, Walter Actwood (26 games, 1975)

ASSISTS - 260, Sean Tuohy (30 games, 1980)

BLOCKS - 95, Reginald Buckner (33 games, 2011)

STEALS - 56, Devontae Shuler (33 games, 2019)

JUNIOR RECORDS

POINTS SCORED

- 1. 841 Gerald Glass (30 games, 1989)
- 2. 722 Marshall Henderson (36 games, 2013)
- 2. 709 John Stroud (27 games, 1979)
- 3. 699 Joe Harvell (28 games, 1992)
- 4. 634 Carlos Clark (30 games, 1982)

SCORING AVG - 28.0, Gerald Glass (30 games, 1989)

3-POINT FGS - 138, Marshall Henderson (36 games, 2013)

REBOUNDS - 279, Murphy Holloway (31 games, 2012)

ASSISTS - 187, Sean Tuohy (30 games, 1981)

BLOCKS - 69, Reginald Buckner (32 games, 2012)

69, Aaron Jones (33 games, 2014)

STEALS - 89, Gerald Glass (30 games, 1989)

SENIOR RECORDS

POINTS SCORED

- 1. 755 John Stroud (30 games, 1979)
- 2. 731 Stefan Moody (31 games, 2016)
- 2. 723 Gerald Glass (30 games, 1990)
- 3. 649 Chris Warren (34 games, 2011)
- 4. 632 Carlos Clark (31 games, 1983)

SCORING AVG - 30.1, Joe Gibbon (21 games, 1957)

3-POINT FGS - 129, Marshall Henderson (30 games, 2014)

REBOUNDS - 409, Sebastian Saiz (36 games, 2017)

ASSISTS - 215, Sean Tuohy (30 games, 1982)

BLOCKS - 98, Reginald Buckner (36 games, 2013)

STEALS - 73, Jason Smith (33 games, 1999)

ANNUAL LEADERS

SCORING

Season	Player	G	Pts	Avg
2018-19	Breelin Tyree	33	591	17.9
2017-18	Terence Davis	32	440	13.8
2016-17	Deandre Burnett	33	543	16.5
	Sebastian Saiz	36	543	15.1
2015-16	Stefan Moody	31	731	23.6
2014-15	Stefan Moody	34	563	16.6
2013-14	Marshall Henderson	30	571	19.0
2012-13	*Marshall Henderson	36	722	20.1
2011-12	Terrance Henry	34	424	12.5
2010-11	Chris Warren	34	649	19.1
2009-10	Chris Warren	35	602	17.2
2008-09	David Huertas	30	542	18.1
2007-08	Chris Warren	35	554	15.8
2006-07	Clarence Sanders	34	548	16.1
2005-06	Dwayne Curtis	29	393	13.6
2004-05	Tommie Eddie	30	340	11.3
2003-04	*Justin Reed	28	517	18.5
2002-03	Justin Reed	28	430	15.4
2001-02	Justin Reed	31	453	14.6
2000-01	Rahim Lockhart	35	456	13.0
1999-2000	Marcus Hicks	33	471	14.3
1998-99	Keith Carter	33	542	16.4
1997-98	Ansu Sesay	29	540	18.6
1996-97	Ansu Sesay	29	429	14.8
1995-96	Keith Carter	27	372	13.8
1994-95	David Johnson	22	297	13.5
1993-94	David Johnson	27	407	15.1
1992-93	Joe Harvell	28	496	17.7
1991-92	*Joe Harvell	28	699	25.0



Justin Reed is one of eight players to lead Ole Miss in scoring in three different seasons. No Rebel has ever led the team in scoring four times.

1990-91	Joe Harvell	28	488	17.4
1989-90	Gerald Glass	30	723	24.1
1988-89	Gerald Glass	30	841	28.0
1987-88	Rod Barnes	29	551	19.0
1986-87	Joe Ayers	29	398	13.7
1985-86	Eric Smith	28	507	17.5
1984-85	Curtis Ritchwood	27	387	14.3
1983-84	Eric Laird	28	488	17.3
1982-83	Carlos Clark	31	632	20.4
1981-82	Carlos Clark	30	634	21.1
1980-81	Elston Turner	29	598	20.6
1979-80	*John Stroud	30	755	25.2
1978-79	*John Stroud	27	709	26.3
1977-78	John Stroud	27	488	18.1
1976-77	John Billips	27	466	17.3
1975-76	Eugene Harris	27	400	14.8
1974-75	Dave Shepherd	26	537	20.7
1973-74	Dave Shepherd	24	344	14.3
1972-73	Fred Cox	26	370	14.2
1971-72	Coolidge Ball	25	421	16.8
1970-71	*%Johnny Neumann	23	923	40.1
1969-70	Ron Coleman	24	499	20.8
1968-69	Ken Turner	24	468	19.5
1967-68	Ken Turner	24	332	13.8
1966-67	Jerry Brawner	25	363	14.5
1965-66	Mickey Williams	23	279	12.1
1964-65	Eddie Dunn	24	262	10.9
1963-64	Donnie Kessinger	22	516	23.5
1962-63	Donnie Kessinger	23	501	21.8
1961-62	Donnie Kessinger	25	536	21.4
1960-61	Jack Waters	23	468	20.3
1959-60	Jack Waters	23	460	20.0
1958-59	Jack Waters	24	446	18.6
1957-58	Carlton Garner	23	414	18.0
1956-57	*Joe Gibbon	21	631	30.0
1955-56	Joe Gibbon	22	488	22.2
1954-55	*Denver Brackeen	22	599	27.2
1953-54	Denver Brackeen	20	441	22.1
1952-53	Cob Jarvis	24	557	23.2
1951-52	Cob Jarvis	26	403	15.5
1950-51	Ken Robbins	24	269	11.2
1949-50	R.B. Reeves	25	388	15.5
1948-49	Jack Marshall	21	283	13.5
1947-48	Jack Marshall	23	280	12.2
1946-47	Harold Kelly	20	187	9.4
1945-46	Jack Marshall	19	177	9.3
1944-45	Maxie McMullen	22	417	19.0
1943-44	NO GAMES SCHEDULED, WW II			
1942-43	Ray Poole	18	222	12.3
1941-42	Harry Simpson	13	120	9.2
1940-41	Burnell Egger	20	221	11.1
1939-40	*Burnell Egger	18	258	14.3
1938-39	Burnell Egger	26	273	10.5
1937-38	*B.L. Graham	27	473	17.5
1936-37	B.L. Graham	18	279	15.5

REBOUNDING

Season	Player	G	Rebounds	Avg
2018-19	Terence Davis	33	191	5.8
2017-18	Terence Davis	32	198	6.2
2016-17	*Sebastian Saiz	36	409	11.4
2015-16	Sebastian Saiz	31	227	8.7
2014-15	Sebastian Saiz	34	186	5.5
2013-14	Aaron Jones	33	217	6.6
2012-13	*Murphy Holloway	36	350	9.7
2011-12	Murphy Holloway	31	279	9.0
2010-11	Reginald Buckner	33	212	6.4

2009-10	Murphy Holloway	34	259	7.6
2008-09	Murphy Holloway	31	205	6.6
2007-08	Dwayne Curtis	35	337	9.6
2006-07	Dwayne Curtis	26	216	8.3
2005-06	Dwayne Curtis	29	221	7.6
2004-05	Londrick Nolen	31	135	4.4
	Tommie Eddie	30	131	4.4
2003-04	Justin Reed	28	209	6.3
2002-03	Justin Reed	28	147	5.3
2001-02	Justin Reed	31	205	6.6
2000-01	Rahim Lockhart	35	282	8.1
1999-2000	Rahim Lockhart	33	278	8.4
1998-99	Jason Smith	33	184	5.6
1997-98	Ansu Sesay	29	221	7.6
1996-97	Ansu Sesay	29	229	7.9
1995-96	Anthony Boone	24	149	6.2
1994-95	John Jackson	27	137	5.1
1993-94	Jarrell Evans	27	177	6.6
1992-93	Jarrell Evans	28	171	6.1
1991-92	Joe Harvell	28	166	5.9
1990-91	Sean Murphy	28	170	6.1
1989-90	Gerald Glass	30	229	7.6
1988-89	Gerald Glass	30	255	8.5
1987-88	Charles Prater	29	201	6.9
1986-87	Eric Smith	29	232	8.0
1985-86	Eric Smith	28	196	6.8
1984-85	Curtis Ritchwood	27	201	7.4
1983-84	Sylvester Kincheon	28	94	3.4
1982-83	Michael Partridge	31	179	5.8
1981-82	Roger Stieg	30	151	5.0
1980-81	Elston Turner	29	236	8.1
1979-80	John Stroud	30	216	7.2
1978-79	John Stroud	27	247	9.2
1977-78	John Stroud	27	230	8.5
1976-77	John Billips	27	265	9.8
1975-76	Eugene Harris	27	265	9.8
1974-75	Walter Actwood	26	295	11.3
1973-74	Coolidge Ball	25	246	9.8
1972-73	Fred Cox	26	254	9.8
1971-72	Fred Cox	25	270	10.8
1970-71	Jim Farr	26	177	6.8
1969-70	Tom Butler	25	225	9.0
1968-69	Jerry Brawner	24	210	8.8
1967-68	Jerry Brawner	21	185	8.8
1966-67	Jerry Brawner	25	230	9.2
1965-66	Mickey Williams	23	208	9.1
1964-65	Jim Robbins	25	122	4.9
1963-64	Ron Davidson	22	192	8.7
1962-63	Bill Bolton	24	242	10.1
1961-62	Bill White	25	222	8.9
1960-61	Sterling Ainsworth	23	232	10.1
1959-60	Ivan Richmann	20	207	10.4
1958-59	Louis Griffin	24	230	9.6
1957-58	Louis Griffin	24	230	9.6
1956-57	Joe Gibbon	21	296	14.1
1955-56	Joe Gibbon	22	220	10.0
1954-55	Denver Brackeen	22	306	13.9
1953-54	Denver Brackeen	20	202	10.1
1952-53	Ralph Ross	25	230	9.2

FIELD GOAL PERCENTAGE

(minimum 150 attempts)

Season	Player	G	FGM-FGA	Pct
2018-19	Bruce Stevens	33	107-212	50.5
2017-18	Bruce Stevens	32	121-235	51.5
2016-17	Terence Davis	36	200-415	48.2
2015-16	Marcanvis Hymon	32	78-149	52.3

2014-15	Sebastian Saiz	34	104-180	57.8
2013-14	Jarvis Summers	33	190-391	48.6
2012-13	*Reginald Buckner	36	125-213	58.7
2011-12	Reginald Buckner	32	85-160	53.1
2010-11	Reginald Buckner	33	95-160	59.4
2009-10	Murphy Holloway	34	150-268	56.0
2008-09	Murphy Holloway	31	108-197	54.8
2007-08	*Dwayne Curtis	35	212-335	63.3
2006-07	Kenny Williams	34	107-195	54.9
2005-06	Dwayne Curtis	29	159-280	56.8
2004-05	Tommie Eddie	30	130-232	56.0
2003-04	Justin Reed	28	193-416	46.6
2002-03	Derrick Allen	29	92-184	50.0
2001-02	David Sanders	31	124-226	54.9
2000-01	Rahim Lockhart	35	184-332	55.4
1999-2000	Rahim Lockhart	33	165-284	58.1
1998-99	Marcus Hicks	33	162-254	63.8
1997-98	Keith Carter	29	144-294	49.0
1996-97	Jason Smith	29	136-251	54.2
1995-96	Jason Smith	27	106-201	52.7
1994-95	J.J. Sims	27	103-194	53.1
1993-94	David Dean	22	86-161	53.4
1992-93	Jarrell Evans	28	81-154	52.6
1991-92	Kelvin Scales	28	111-218	50.9
1990-91	Joe Harvell	28	198-438	45.2
1989-90	Gerald Glass	30	284-580	49.0
1988-89	Gerald Glass	30	326-613	53.2
1987-88	Rod Barnes	29	207-423	48.9
1986-87	Ronnie Sims	29	110-209	52.6
1985-86	Curtis Ritchwood	26	148-265	55.8
1984-85	Curtis Ritchwood	27	166-344	48.3
1983-84	George Buckner	16	74-151	49.0
1982-83	Roger Steig	31	119-209	56.9
1981-82	Carlos Clark	30	251-403	62.2
1980-81	Carlos Clark	28	154-289	53.3
1979-80	John Stroud	30	261-469	55.7
1978-79	John Stroud	27	277-479	57.8
1977-78	John Stroud	27	207-426	48.6
1976-77	John Billips	27	199-391	50.9
1975-76	Eugene Harris	27	181-388	46.6
1974-75	Matt Meibers	26	154-324	47.5
1973-74	Fred Cox	25	152-242	62.8
1972-73	Fred Cox	26	148-296	50.0
1971-72	Fred Cox	25	148-281	52.7
1970-71	Duaine Boucher	24	90-161	55.9
1969-70	Charlie Ward	25	99-215	46.0
1968-69	Jerry Brawner	24	125-232	53.9
1967-68	Dale Stevens	23	74-176	42.0
1966-67	Jerry Brawner	25	134-264	50.7
1965-66	Mickey Williams	23	99-237	41.8
1964-65	Fred Stanley	25	95-229	41.5
1963-64	Ron Davidson	22	125-285	43.9
1962-63	Bill Bolton	24	107-225	47.6
1961-62	Bill White	25	101-194	52.1
1960-61	Jack Waters	23	183-410	44.6
1959-60	Ivan Richmann	19	96-197	48.7
1958-59	Ivan Richmann	24	107-219	48.9
1957-58	Ivan Richmann	24	84-200	42.0
1956-57	Joe Gibbon	21	227-548	41.4
1955-56	Joe Gibbon	22	191-433	44.1
1954-55	Denver Brackeen	22	203-459	44.2
1953-54	Denver Brackeen	20	147-299	49.2
1952-53	Cob Jarvis	24	204-427	47.8
1951-52	Ken Robbins	26	154-387	39.8
1950-51	R.B. Reeves	24	108-273	39.6
1949-50	R.B. Reeves	25	124-342	36.3
1948-49	R.B. Reeves	21	102-249	41.0

3-POINT FIELD GOALS MADE

Season	Player	G	3PM	3PA
2018-19	Breein Tyree	33	69	184
2017-18	Terence Davis	32	59	186
2016-17	Deandre Burnett	33	73	194
2015-16	Stefan Moody	31	103	272
2014-15	Stefan Moody	34	78	222
2013-14	*Marshall Henderson	30	129	377
2012-13	*Marshall Henderson	36	138	394
2011-12	Nick Williams	34	38	118
2010-11	Chris Warren	34	95	279
2009-10	*Chris Warren	35	111	275
2008-09	David Hueratas	30	77	217
2007-08	Chris Warren	35	103	265
2006-07	Clarence Sanders	34	96	262
2005-06	Todd Abernethy	30	49	116
2004-05	Kendrick Fox	31	56	131
2003-04	Aaron Harper	28	67	173
2002-03	Aaron Harper	29	65	160
2001-02	Aaron Harper	31	83	209
2000-01	Aaron Harper	35	63	178
1999-2000	Jason Harrison	33	42	125
1998-99	Keith Carter	33	77	220
1997-98	Joezon Darby	29	60	176
1996-97	Keith Carter	28	51	148
1995-96	Keith Carter	27	63	162
1994-95	Cedric Brim	27	41	122
1993-94	Walsh Jordan	27	17	34
1992-93	Joe Harvell	28	44	124
1991-92	*Joe Harvell	28	79	179
1990-91	Joe Harvell	28	45	121
1989-90	Gerald Glass	30	46	122
1988-89	Joe Harvell	30	46	102
1988-89	Gerald Glass	30	41	109
1987-88	Rod Barnes	29	31	80
1986-87	Rod Barnes	29	19	46

3-POINT FG PERCENTAGE

(minimum 50 attempts)

Season	Player	G	3PM-A	Pct
2018-19	Devontae Shuler	33	51-127	40.2
2017-18	Deandre Burnett	31	55-153	35.9
2016-17	Cullen Neal	36	63-154	40.9
2015-16	Anthony Perez	31	30-76	39.5
2014-15	LaDarius White	34	58-146	39.7
2013-14	Jarvis Summers	33	47-111	42.3
2012-13	LaDarius White	36	27-77	35.1
2011-12	Jarvis Summers	34	34-78	43.6
2010-11	Nick Williams	34	23-58	39.7
2009-10	Chris Warren	35	111-275	40.4
2008-09	Zach Graham	31	26-68	38.2
2007-08	Chris Warren	35	103-265	38.9
2006-07	Todd Abernethy	33	54-142	38.0
2005-06	Todd Abernethy	30	49-116	42.2
2004-05	Kendrick Fox	31	56-131	42.7
2003-04	Aaron Harper	28	67-173	38.7
2002-03	Aaron Harper	29	65-160	40.6
2001-02	David Sanders	31	36-71	50.7
2000-01	Jason Harrison	35	36-95	37.9
1999-2000	Jason Flanigan	31	34-89	38.2
1998-99	Jason Harrison	33	35-90	38.9
1997-98	Michael White	29	28-59	47.5
1996-97	Joezon Darby	26	46-131	35.1
1995-96	Keith Carter	27	63-162	38.9
1994-95	Cedric Brim	27	41-122	33.6
1993-94	Fred Johnigan	27	15-53	28.3
1992-93	Joe Harvell	28	44-124	35.5
1991-92	Joe Harvell	28	79-179	44.1
1990-91	Joe Harvell	28	45-121	37.2
1989-90	Joe Harvell	30	46-102	45.1
1988-89	Gerald Glass	30	41-109	37.6
1987-88	Rod Barnes	29	31-80	38.8
1986-87	Charles Prater	29	17-61	27.9

FREE THROW PERCENTAGE

(minimum 50 attempts)

Season	Player	G	FTM-FTA	Pct
2018-19	Breein Tyree	33	128-154	83.1
2017-18	Deandre Burnett	31	133-166	80.1
2016-17	Deandre Burnett	33	192-218	88.1
2015-16	Stefan Moody	31	212-256	82.8
2014-15	*Stefan Moody	34	149-165	90.3
2013-14	Marshall Henderson	30	98-120	81.7
2012-13	*Marshall Henderson	36	166-188	88.3
2011-12	Nick Williams	34	46-60	76.7
2010-11	*%Chris Warren	34	168-181	92.8
2009-10	Chris Warren	35	107-131	81.7
2008-09	Chris Warren	11	59-69	85.5
2007-08	Chris Warren	35	85-106	80.2
2006-07	Todd Abernethy	33	57-72	79.2
2005-06	Bam Doyne	30	67-91	73.6
2004-05	Londrick Nolen	31	37-56	66.1
2003-04	Justin Reed	28	117-160	73.1
2002-03	David Sanders	29	88-113	77.9
2001-02	*Jason Harrison	31	92-107	86.0
2000-01	Jason Harrison	35	85-102	83.3
1999-2000	Jason Harrison	33	109-137	79.6
1998-99	Jason Harrison	33	73-92	79.3
1997-98	Keith Carter	29	82-107	76.6
1996-97	Joezon Darby	26	43-54	79.6
1995-96	Michael White	27	50-69	72.5
1994-95	Cedric Brim	27	53-72	73.6
1993-94	Ervin Garnes	27	93-121	76.9
1992-93	Joe Harvell	28	64-90	71.1
1991-92	Joe Harvell	28	86-111	77.5
1990-91	Tim Jumper	28	68-87	78.2
1989-90	Gerald Glass	30	109-148	73.6



Chris Warren led the SEC the NCAA in with a 92.8 free throw percentage in 2010-11.

RECORDS

1988-89	David Midlick	24	42-50	84.0
1987-88	Rod Barnes	29	106-126	84.1
1986-87	Rod Barnes	29	49-64	76.6
1985-86	Rod Barnes	29	71-88	80.7
1984-85	Eric Laird	21	69-98	70.4
1983-84	Bruce Tranbarger	25	43-51	84.3
1982-83	Carlos Clark	31	162-205	79.0
1981-82	Sean Tuohy	30	81-97	83.5
1980-81	Carlos Clark	28	84-111	75.7
1979-80	Sean Tuohy	30	86-106	81.1
1978-79	John Stroud	27	155-194	79.9
1977-78	John Stroud	27	74-98	75.5
1976-77	Walter Actwood	25	57-81	70.4
1975-76	Walter Actwood	27	34-57	59.6
1974-75	Dave Shepherd	26	103-125	82.4
1973-74	Dave Shepherd	24	74-89	83.1
1972-73	Dean Hudson	26	36-50	72.0
1971-72	*David Rhodes	24	82-91	90.1
1970-71	David Rhodes	25	79-93	84.9
1969-70	Ron Coleman	24	111-153	72.5
1968-69	Ken Turner	24	158-200	79.0
1967-68	Larry Martindale	24	47-59	79.7
1966-67	Eddie Miller	25	45-56	80.4
1965-66	Larry Martindale	22	80-97	82.5
1964-65	Jim Robbins	25	85-105	81.0
1963-64	Donnie Kessinger	22	118-145	81.4
1962-63	Donnie Kessinger	23	103-122	84.4
1961-62	Sterling Ainsworth	22	81-100	81.0
1960-61	Jack Waters	23	103-130	79.2
1959-60	.*Jack Waters	23	108-118	87.3
1958-59	Jack Waters	24	94-114	82.5
1957-58	Carlton Garner	23	68-89	76.4
1956-57	Joe Gibbon	21	177-235	75.3
1955-56	Wayland Lindsey	24	78-103	75.7
1954-55	Denver Brackeen	22	193-255	75.7
1953-54	Cob Jarvis	18	135-193	69.9
1952-53	Jerome Stenftenagel	26	49-67	73.1
1951-52	Ken Robbins	26	63-84	75.0
1950-51	Ken Robbins	24	62-89	69.7
1949-50	Al Grachler	25	67-94	71.3

1948-49	Maxie McMullen	21	52-71	73.2
1947-48	Maxie McMullen	23	68-84	81.0
1946-47	W.T. Blackledge	21	26-49	53.1

ASSISTS

Season	Player	G	Assists	Avg
2018-19	Terence Davis	33	114	3.5
2017-18	Deandre Burnett	31	121	3.9
2016-17	Deandre Burnett	33	104	3.2
2015-16	Stefan Moody	31	133	4.3
2014-15	Jarvis Summers	33	160	4.9
2013-14	Jarvis Summers	33	126	3.8
2012-13	Jarvis Summers	34	128	3.8
2011-12	Jarvis Summers	34	116	3.4
2010-11	Chris Warren	34	128	3.8
2009-10	Eniel Polynice	33	128	3.9
2008-09	Terrico White	31	72	2.3
2007-08	Chris Warren	35	156	4.5
2006-07	*Todd Abernethy	33	182	5.5
2005-06	Todd Abernethy	30	87	2.9
2004-05	Todd Abernethy	31	82	2.6
2003-04	Aaron Harper	28	91	3.3
2002-03	David Sanders	29	90	3.1
2001-02	Jason Harrison	31	122	3.9
2000-01	Jason Harrison	35	104	3.0
1999-2000	Jason Harrison	33	115	3.5
1998-99	Michael White	32	97	3.0
1997-98	Michael White	29	87	3.0
1996-97	Michael White	29	98	3.4
1995-96	Michael White	27	88	3.3
1994-95	Cedric Brim	27	131	4.9
1993-94	Ervin Garnes	27	57	2.1
1992-93	Kevin Watkins	28	72	2.6
1991-92	Dondi Flemister	28	101	3.6
1990-91	Dondi Flemister	28	78	2.8
1989-90	Gerald Glass	30	121	4.0
1988-89	John Matthews	30	112	3.7
1987-88	Rod Barnes	29	112	3.9
1986-87	Rod Barnes	29	175	6.0
1985-86	Rod Barnes	29	153	5.3
1984-85	Andre Laird	27	89	3.7
1983-84	Cecil Dowell	28	68	2.4
1982-83	Cecil Dowell	31	127	4.1
1981-82	*Sean Tuohy	30	215	7.2
1980-81	*Sean Tuohy	30	187	6.2
1979-80	*Sean Tuohy	30	260	8.7
1978-79	*Sean Tuohy	27	168	6.2
1977-78	Henry Jackson	27	117	4.3
1976-77	Henry Jackson	27	117	4.3
1975-76	Henry Jackson	26	86	3.3
1974-75	Bob Mahoney	26	147	5.7
1973-74	Dave Shepherd	24	101	4.2
1972-73	Bob Mahoney	26	127	4.9
1971-72	Coolidge Ball	25	42	1.7
1970-71	Johnny Neumann	23	74	3.2
1969-70	Charlie Ward	25	51	2.0

BLOCKED SHOTS

Season	Player	G	Blocked	Avg
2018-19	Dominik Olejniczak	33	30	0.9
2017-18	Terence Davis	32	28	0.9
2016-17	Marcanvis Hymon	36	40	1.1
2015-16	Marcanvis Hymon	32	29	0.9
2014-15	Sebastian Saiz	34	33	0.9
2013-14	Aaron Jones	33	69	2.1
2012-13	*Reginald Buckner	36	98	2.7
2011-12	Reginald Buckner	32	69	2.2
2010-11	Reginald Buckner	33	95	2.9
2009-10	Reginald Buckner	31	64	2.1
2008-09	Malcolm White	31	43	1.4

2007-08	Kenny Williams	35	31	0.9
2006-07	Kenny Williams	34	38	1.1
2005-06	Dwayne Curtis	29	18	0.6
2004-05	Londrick Nolen	31	19	0.6
2003-04	Justin Reed	28	23	0.8
2002-03	Justin Reed	27	27	0.9
2001-02	Justin Reed	31	15	0.5
	Derrick Allen	31	15	0.5
2000-01	Rahim Lockhart	35	49	1.4
1999-2000	Rahim Lockhart	33	46	1.4
1998-99	Marcus Hicks	33	46	1.4
1997-98	Johnnie Rogers	28	48	1.7
1996-97	Johnnie Rogers	26	39	1.5
1995-96	Ansu Sesay	25	20	0.8
1994-95	Ansu Sesay	27	17	0.6
1993-94	David Dean	22	52	2.4
1992-93	*David Dean	28	56	2.0
1991-92	Kelvin Scales	28	28	1.0
1990-91	Sean Murphy	28	49	1.8
1989-90	Sean Murphy	30	47	1.6
1988-89	Sean Murphy	30	38	1.3
1987-88	Sean Murphy	29	46	1.6
1986-87	Ronnie Sims	29	39	1.3
1985-86	Ronnie Sims	29	32	1.1
1984-85	Curtis Ritchwood	15	27	0.6
1983-84	Sylvester Kincheon	28	26	0.9

STEALS

Season	Player	G	Steals	Avg
2018-19	Devontae Shuler	33	56	1.7
2017-18	Markel Crawford	32	38	1.2
2016-17	Terence Davis	36	50	1.4
2015-16	Stefan Moody	31	46	1.5
2014-15	Stefan Moody	34	57	1.7
2013-14	Marshall Henderson	30	45	1.5
2012-13	Murphy Holloway	36	58	1.6
2011-12	Murphy Holloway	31	50	1.6
2010-11	Trevor Gaskins	31	27	0.9
2009-10	Murphy Holloway	34	50	1.5
2008-09	Murphy Holloway	31	36	1.2
2007-08	Eniel Polynice	34	54	1.6
2006-07	Clarence Sanders	34	41	1.2
2005-06	Dwayne Curtis	29	46	1.6
2004-05	Cavadas Nunnery	28	43	1.5
2003-04	Aaron Harper	28	38	1.4
2002-03	Justin Reed	28	35	1.3
2001-02	Aaron Harper	31	43	1.4
2000-01	Rahim Lockhart	35	48	1.4
1999-2000	Rahim Lockhart	33	55	1.7
1998-99	Jason Smith	33	73	2.2
1997-98	Jason Smith	29	48	1.7
1996-97	Jason Smith	29	53	1.8
1995-96	Jason Smith	27	37	1.4
1994-95	Cedric Brim	27	32	1.2
1993-94	Ervin Garnes	27	55	2.0
1992-93	Kevin Watkins	28	49	1.8
1991-92	Dondi Flemister	28	38	1.4
1990-91	Dondi Flemister	28	36	1.3
1989-90	*Gerald Glass	30	70	2.3
1988-89	*Gerald Glass	30	89	3.0
1987-88	Rod Barnes	29	58	2.0
1986-87	Joe Ayers	29	46	1.6
1985-86	Eric Smith	28	49	1.8
1984-85	Joe Ayers	27	51	1.9
1983-84	Eric Laird	28	55	2.0
1982-83	Eric Laird	31	53	1.7
1981-82	Carlos Clark	30	50	1.7
1980-81	Elston Turner	29	42	1.4

* Indicates SEC leader
% Indicates NCAA leader



Sean Tuohy led the SEC in assists for four straight years and is the league's all-time assist leader.

MISCELLANEOUS RECORDS

OVERTIME GAMES (SINCE 1929)

2-20-29	Vanderbilt	48-46	W	11-27-95	Davidson	83-84	L
2-28-30	Washington & Lee	29-33	L	12-19-95	Southern Miss (2ot)	113-107	W
2-8-36	Miss. State (2ot)	48-42	W	1-24-98	Miss. State (2ot)	81-77	W
2-23-48	LSU	50-52	L	12-12-98	Memphis	72-78	L
12-28-54	Denver	81-88	L	1-22-00	Auburn	79-77	W
12-6-56	E. Tenn. St.	89-88	W	11-25-00	VCU	88-84	W
12-22-56	Arkansas St.	79-78	W	12-22-00	Southern Cal.	84-83	W
2-11-58	E. Tenn. St. (2ot)	55-53	W	2-28-01	LSU	77-78	L
12-13-58	Arkansas	81-83	L	11-15-01	Bowling Green	78-82	L
1-10-59	Vanderbilt	74-79	L	2-15-03	Miss. State	64-68	L
2-16-59	Florida	97-102	L	3-6-05	South Carolina	70-76	L
12-22-60	Tennessee Tech	37-36	W	12-10-06	UIC	75-87	L
2-15-60	Georgia	65-63	W	3-13-08	Georgia	95-97	L
2-20-61	Florida	77-81	L	3-24-08	Nebraska	85-75	W
12-20-61	Houston (2ot)	62-63	L	3-4-09	Arkansas	98-91	W
1-12-63	Georgia Tech.	71-73	L	12-16-09	UTEP	91-81	W
12-27-63	Centenary	79-82	L	1-16-10	Tennessee	69-71	L
1-6-64	Auburn	59-58	W	3-23-10	Texas Tech (2ot)	90-87	W
2-27-65	Miss. State	77-78	L	11-20-10	Dayton	71-78	L
1-14-67	Vanderbilt	70-78	L	11-25-11	Miami	64-61	W
2-4-67	Tennessee	56-53	W	1-14-12	at Auburn (2ot)	68-69	L
12-7-68	Arkansas	65-61	W	2-4-12	at Alabama (2ot)	67-69	L
2-1-69	LSU	84-81	W	3-9-12	vs. Tennessee	77-72	W
2-3-69	Alabama	53-51	W	3-14-12	Illinois State	93-96	L
2-22-69	Georgia	82-85	L	12-22-12	vs. Indiana State	85-87	L
12-9-69	NE Louisiana	80-85	L	1-15-13	at Vanderbilt	89-79	W
12-29-69	Valparaiso	80-77	W	2-16-13	Georgia	84-74	W
1-5-70	Tennessee (2ot)	59-57	W	12-8-13	Oregon	105-115	L
3-2-74	Miss. State	69-75	L	1-4-14	Dayton	80-83	L
2-10-75	Tennessee	88-81	W	1-15-14	LSU	88-74	W
1-22-77	Vanderbilt	72-77	L	11-14-14	Charleston Southern	65-66	L
1-11-79	Miss. State (2ot)	92-101	L	1-6-15	Kentucky	86-89	L
1-20-79	LSU	69-70	L	12-22-15	Troy	83-80	W
2-10-79	Auburn (2ot)	54-56	L	1-19-16	South Carolina	74-77	L
1-24-81	Miss. State	59-52	W	11-18-16	Oral Roberts	95-88	W
12-29-81	Memphis State	55-61	L	2-21-17	Mississippi State	87-82	W
2-13-82	Florida	58-57	W	11-28-17	South Dakota State	97-99	L
2-17-82	Vanderbilt (4ot)	51-48	W	12-2-17	Virginia Tech	80-83	L
2-19-83	Miss. State	69-67	W	12-16-17	Illinois State	97-101	L
2-6-84	Georgia	56-54	W	2-20-18	at Missouri	90-87	W
12-11-84	Memphis State	52-57	L	1-30-19	at Florida	86-90	L
1-31-87	Tennessee	73-70	W				
2-4-87	LSU	75-82	L				
1-9-88	LSU	61-69	L				
3-10-88	Alabama	64-59	W				
1-11-89	Vanderbilt	65-72	W				
1-21-89	Georgia	74-70	W				
3-4-89	LSU	113-112	W				
1-24-90	Miss. State (4ot)	102-104	L				
1-6-91	Miss. State	80-84	L				
2-2-91	Florida (2ot)	81-91	L				
2-12-92	Florida	84-86	L				
2-20-93	Alabama	83-82	W				
1-19-94	Auburn (2ot)	88-85	W				
2-23-94	Vanderbilt	77-72	W				
1-21-95	LSU	81-87	L				

Overall OT Record	46-51
Single OT Record	38-44
Double OT Record	7-6
Four OT Record	1-1
Most OT Games vs.	
Opponent	No. (Record)
Miss. State	11 (5-6)
LSU	9 (3-6)
Vanderbilt	8 (4-4)
Tennessee	6 (5-1)
Georgia	6 (4-2)
Florida	6 (1-5)

OLE MISS IN THE NATIONAL POLLS

1996-97

Week	AP	CNN/USA Today
Jan. 13	#20	#25

1997-98

Week	AP	ESPN/USA Today
Preseason	#23	—
Nov. 17	#21	—
Nov. 24	#17	#18
Dec. 1	#14	#14
Dec. 8	#21	#19
Dec. 15	#18	#18
Dec. 22	#16	#16
Dec. 29	#16	#17
Jan. 5	#14	#14
Jan. 12	#11	#11
Jan. 19	#13	#14
Jan. 26	#12	#12
Feb. 2	#17	#16
Feb. 9	#18	#16
Feb. 16	#15	#14
Feb. 23	#13	#13
Mar. 2	#10	#10
Mar. 9	#13	#14
Final	—	#20

(AP does not release a poll following the regular season)

2000-01

Week	AP	ESPN/USA Today
Dec. 11	#23	—
Dec. 18	#24	#25
Dec. 25	#24	#24
Jan. 1	#22	#21
Jan. 8	#20	#21
Jan. 15	#21	#22
Jan. 22	#19	#21
Feb. 5	#25	#24
Feb. 12	#16	#19
Feb. 19	#12	#13
Feb. 26	#14	#12
Mar. 5	#14	#11
Mar. 12	#14	#13
Final	—	#9

2007-08

Week	AP	ESPN/USA Today
Dec. 24	#22	#24
Dec. 31	#18	#18
Jan. 7	#16	#15
Jan. 14	#18	#15
Jan. 21	#17	#15
Jan. 28	#24	#22

2009-10

Week	AP	ESPN/USA Today
Dec. 7	#25	—
Dec. 14	#20	#25
Dec. 21	#15	#21
Dec. 28	#16	#21
Jan. 4	#14	#16
Jan. 11	#21	#23
Jan. 18	#22	#24
Jan. 25	#18	#20
Feb. 1	#25	—



The 2001 Rebels advanced to the NCAA Sweet Sixteen and earned the program's highest ever ranking at No. 9.

MISCELLANEOUS RECORDS

2012-13

Week	AP	ESPN/USA Today
Jan. 21	#23	#24
Jan. 28	#16	#16
Feb. 4	—	#23

2018-19

Week	AP	ESPN/USA Today
Jan. 14	#18	#20
Jan. 21	#20	#20

REBEL STREAKS

Overall Win Streak

13	2007-08
12	1925-26
12	1935-36 to 1936-37
11	2000-01, 1937-38

Overall Losing Streak

16	1975-76
13	1940-41
12	1962-63, 1955-56

Home Win Streak

29 – January 11, 1997 (73-69 vs. Kentucky) to January 6, 1999 (78-60 vs. Alabama)

20 – December 3, 2001 (78-43 vs. Louisiana-Monroe) to December 31, 2002 (57-49 vs. Samford)

20 – February 26, 2000 (75-67 vs. Vanderbilt) to November 28, 2001 (92-45 vs. Morris Brown)

18 – January 13, 2006 (74-72 vs. Arkansas) to January 30, 2008 (74-58 vs. Vanderbilt)

15 – January 24, 1996 (82-69 vs. Auburn) to January 5, 1997 (73-66 vs. Georgia)

15 – February 3, 1973 (84-59 vs. LSU) to February 4, 1974 (59-55 vs. Georgia)

Away/Neutral Win Streak

9	1925-26
6	6 times (MR: 2007-08)

Overall SEC Win Streak

9	1937-38
8	1997-98
6	2014-15
6	2012-13
6	2000-01

Non-SEC Homecourt Win Streak

44 1995-96 to 2001-02
(at the time, second longest in the nation)

MILESTONE WINS

No.	Opponent/Date	Score	Note
1	Mississippi College/2-17-1909	28-11	
100	Centenary/1-27-1925	35-17	
200	Memphis Coca-Cola/1-10-1936	41-40	
300	Arkansas State/2-26-1945	76-24	
400	Vanderbilt/1-17-1955	77-63	
434	Tulane/2-22-1958	83-68	Coach Graham's 100th win as head coach; first Ole Miss coach to reach 100 wins
500	Tulane/1-30-1965	62-60	
600	Texas/12-7-1974	82-74	
661	Grambling/3-6-1980	76-74	First postseason tournament victory
677	Georgia/3-7-1981	66-62	First SEC Tournament title
700	Central Arkansas/12-18-1982	67-60	
800	Vanderbilt/3-9-1990	65-62	SEC Tournament
875	Kentucky/1-11-1997	73-69	Win over No. 3 UK propels Rebels to first top-25 ranking at No. 20 (AP)
882	LSU/2-26-1997	74-68	First SEC Western Division title
900	Vanderbilt/2-11-1998	87-76	
905	Auburn/2-28-1998	74-67	Second SEC Western Division title
926	Villanova/3-12-1999	72-70	First NCAA Tournament win
968	Alabama/3-3-2001	105-71	Third SEC Western Division title
972	Notre Dame/3-18-2001	59-56	Win propels Ole Miss to first NCAA Tournament Sweet 16
1000	Arkansas-Pine Bluff/12-28-2002	71-38	
1068	Auburn/3-3-2007	83-79	Fourth SEC Western Division title
1129	Arkansas/3-6-2010	68-66	Fifth SEC Western Division title
1193	Auburn/2-23-2013	88-55	Andy Kennedy becomes school's all-time winningest coach
1198	Florida/3-17-2013	66-63	Second SEC Tournament title
1300	vs. S. Louisiana/12/12/2018	69-47	First game in Jackson since 2008

YEAR-BY-YEAR HOME RECORDS

2018-19	11-5	1999-00	15-3	1980-81	8-4
2017-18	10-8	1998-99	13-3	1979-80	8-4
2016-17	13-6	1997-98	14-0#	1978-79	5-6
2015-16	12-2	1996-97	14-1	1977-78	8-5
2014-15	9-7	1995-96	10-4	1976-77	8-4
2013-14	12-5	1994-95	8-7	1975-76	4-9
2012-13	16-1*	1993-94	10-3	1974-75	6-6
2011-12	12-3	1992-93	7-9	1973-74	10-2
2010-11	13-4	1991-92	8-5	1972-73	10-2
2009-10	15-4	1990-91	6-8	1971-72	7-4
2008-09	12-4	1989-90	8-4	1970-71	7-4
2007-08	16-2*	1988-89	9-3	1969-70	4-7
2006-07	16-1*	1987-88	9-3	1968-69	6-5
2005-06	11-6	1986-87	11-2	1967-68	5-6
2004-05	8-6	1985-86	9-5	1966-67	7-4
2003-04	12-5	1984-85	9-7	1965-66	1-2
2002-03	10-6	1983-84	7-7	OVERALL	524-229
2001-02	13-1	1982-83	12-4	*School-record home wins	
2000-01	15-1	1981-82	12-2	#School-record home win %	

ALL-TIME SERIES RECORDS

Opponent	First Meeting	Last Meeting	OM	Opp
Abilene Christian	1994	1994	1	0
ALABAMA	1921	2019	58	122
Alabama A&M	1999	2008	3	0
UAB	1979	1983	4	1
Alabama State	1983	2010	7	0
Alaska-Fairbanks	2002	2002	1	0
Alcorn State	1986	2011	4	0
Appalachian State	1997	2007	2	0
Arizona	1953	2001	1	1
ARKANSAS	1938	2019	33	48
ARKANSAS STATE!	1926	2011	21	9
Arkansas-Monticello=	1963	1972	10	0
Arkansas-Pine Bluff	1998	2003	4	0
AUBURN	1928	2019	62	75
Austin Peay	1991	2015	4	0
Ball State	1998	1998	0	1
Baptist Christian	1988	1988	1	0
Baylor	1971	2018	1	2
Belhaven	1967	1967	1	0
Belmont	1998	1998	2	0
Bethune-Cookman	1991	1991	1	0
Birmingham-Southern	1950	2000	5	0
Bowling Green	1979	2002	1	2
Bradley	1972	2017	3	3
BUTLER	2018	2018	0	1
BYU	2015	2015	1	0
California	2011	2011	0	1
Campbell	1986	1986	1	0
Carson-Newman	1983	1983	1	0
Centenary	1922	2010	7	6
Central Arkansas	1981	2006	3	0
Charleston	1973	1974	2	0
Charleston Southern	2014	2015	0	1
Charlotte@	1978	2000	2	1
Chattanooga	1947	2018	4	2
Christian Brothers	1986	1989	2	0
Cincinnati	1955	2018	1	2
Citadel	1971	1971	1	0
Clemson	1966	2008	2	3
Coastal Carolina	2013	2015	3	0
Colgate	1996	1996	0	1
Colorado State	2011	2011	0	1
Connecticut	2006	2006	0	1
Creighton	2015	2016	1	1
CSU BAKERSFIELD	NEVER MET			
Davidson	1996	1997	0	2
Dayton	1981	2015	0	6
Delaware State	1995	1995	1	0
Delta State	1937	1942	2	4
Denver	1955	1955	0	1

Opponent	First Meeting	Last Meeting	OM	Opp
DePaul	1983	2012	2	1
Drake	2012	2012	1	0
East Carolina	2003	2004	1	1
East Tennessee State	1953	2013	9	5
Eastern Illinois	1974	1975	1	1
Eastern Kentucky	1956	2017	2	0
Evansville	2004	2004	2	0
Fairfield	2006	2006	1	0
FLORIDA	1941	2019	46	66
Florida A&M	2009	2009	1	0
Florida Atlantic	1995	1995	1	0
Florida Gulf Coast	2018	2018	1	0
Florida International	1997	1997	1	0
Florida State	1951	2005	1	3
Fresno State	1982	1982	0	1
Fordham	1983	2013	2	0
Furman	1954	2000	4	2
George Mason	2002	2015	1	2
Georgetown	1961	1961	1	0
GEORGIA	1928	2019	44	73
Georgia Southern	1984	2015	1	1
Georgia State	2015	2017	2	0
Georgia Tech	1926	2017	9	12
Grambling	1980	2012	2	0
Hardin-Simmons	1968	1968	1	0
Hawai'i	2013	2013	1	0
Hofstra	1991	1991	0	1
Holy Cross	1971	1971	1	0
Houston	1962	1997	2	1
Houston Baptist	1993	1996	2	0
Illinois	1989	1989	0	2
Illinois-Chicago	2005	2006	1	1
Illinois State	1979	2018	1	4
Illinois Wesleyan	1983	1983	1	0
Indiana	2010	2010	1	0
Indiana State	1990	2013	1	1
Indiana State-Evansville	1976	1976	1	0
Iona	1957	2001	1	1
Iowa State	2001	2019	0	2
IUPUI	2002	2002	1	0
Jackson State	1987	1992	3	0
Jacksonville	1978	1985	2	1
Jacksonville St.+	1948	2010	4	0
James Madison	1992	1992	0	1
Kansas	1981	1981	0	1
Kansas State	2001	2015	3	2
KENTUCKY	1925	2019	13	107
Kentucky State	1988	1988	1	0
Kentucky Wesleyan	1970	1970	0	1
La Salle	2008	2013	1	1

Opponent	First Meeting	Last Meeting	OM	Opp
Lamar	1993	2008	2	1
Lipscomb University	1956	2013	5	0
Long Beach State	1973	1983	1	1
Long Island	1998	1998	1	0
Louisiana College	1962	1962	1	0
Louisiana~	1970	2017	4	4
Louisiana-Monroe#	1970	2018	16	4
LSU	1910	2019	87	122
Louisiana Tech	1911	2015	8	5
Louisville	1998	2009	2	1
Loyola-Chicago	1979	1979	1	0
Loyola-Marymount	2013	2013	1	0
Loyola-New Orleans	1924	1994	4	1
MacAlester	1972	1972	1	0
MacMurray	1985	1985	1	0
Marshall	1971	2009	2	1
Marquette	2012	2012	0	1
Maryland	1929	1988	1	1
Massachusetts	2015	2016	2	0
McNeese State	1990	2013	8	1
MEMPHIS%	1910	2016	14	27
Mercer	1980	2013	5	1
Metro State	1990	1990	0	1
Miami, Fla.	1950	2012	1	3
Michigan	1980	1980	1	0
Michigan State	1999	1999	0	1
MIDDLE TENNESSEE	1947	2018	5	6
Millsaps	1912	1946	30	9
Minnesota	1969	1980	0	2
Minnesota-Duluth	1976	1976	1	0
Mississippi College	1909	1987	25	14
MISSISSIPPI STATE	1914	2019	116	144
Mississippi Valley St.	2006	2013	6	0
MISSOURI	2013	2019	12	2
Missouri-Rolla	1985	1985	1	0
Missouri Western	1976	1982	3	0
Missouri-St. Louis	1984	1984	1	0
Monmouth	2017	2017	1	0
Montana	2016	2016	1	0
Morgan State	1995	2009	3	0
Morris Brown	2001	2002	2	0
Murray State	1959	2016	3	3
Nebraska	1978	2008	2	1
New Mexico	1996	2009	1	3
New Orleans	1984	2009	4	1
Nicholls	1989	2018	9	0
NORFOLK STATE	NEVER MET			
North Carolina	1923	1926	1	1
North Carolina A&T	2013	2013	1	0
North Carolina State	1929	2000	1	1

ALL-TIME SERIES RECORDS

Opponent	First Meeting	Last Meeting	OM	Opp
Northern Arizona	2015	2015	1	0
North Texas State	1986	1987	2	0
Northwestern St. (La.)	1989	2015	3	0
Notre Dame	1978	2001	1	1
Oakland	1993	1993	1	0
Ohio State	1999	2008	0	2
Oklahoma	1999	2019	2	2
OKLAHOMA STATE	1948	1948	1	0
Oral Roberts	1992	2016	5	0
Oregon	2013	2015	1	1
Oregon State	2000	2000	1	0
Pacific	1982	1982	1	0
Pan American	1976	1976	1	0
PENN STATE	2011	2013	3	0
Pittsburgh	1992	1992	0	1
Portland State	1997	1997	1	0
Prairie View	1992	2000	6	0
Presbyterian College	2008	2008	1	0
Rice	1984	2017	2	2
Rollins College	1994	1994	1	0
Rutgers	2013	2103	1	0
St. Francis, Pa.	1973	1973	1	0
St. John's	1989	1989	0	1
St. Joseph's	1988	2016	3	0
Saint Louis	1955	2011	2	2
Samford	1978	2003	3	0
Sam Houston State	1989	2017	6	0
San Diego	2018	2018	1	0
San Diego State	1987	1987	1	0
San Francisco	2013	2013	1	0
SEATTLE	NEVER MET			
Seton Hall	2015	2015	0	1
Sewanee	1926	1965	7	3
SMU	1969	2012	2	1
South Alabama	1969	2016	5	1
SOUTH CAROLINA	1961	2019	19	20
South Carolina State	2004	2005	2	0
USC-Spartanburg	1986	1986	1	0
South Dakota State	1977	2017	1	1
South Florida	1983	1983	1	0
Southeast Missouri State	2014	2015	2	0
SOUTHEASTERN LOUISIANA	1957	2018	18	0
Southern	1989	2015	2	0
Southern Cal	2001	2001	1	0
Southern Illinois	1993	2001	1	2
Southern Miss^	1922	2012	18	6
Southern Utah	2005	2005	1	0
Southwestern&	1912	1954	29	3
Spring Hill	1951	1952	2	0
Stetson	1992	1992	2	0
SYRACUSE	2017	2017	1	0

Opponent	First Meeting	Last Meeting	OM	Opp
Tampa	1950	1950	0	1
TCU	1977	2014	3	2
Temple	1988	1999	1	3
TENNESSEE	1924	2019	44	74
Tennessee-Martin	2002	2016	3	0
TENNESSEE TECH	1959	2006	6	1
Tennessee Wesleyan	1985	1985	1	0
Texas	1956	2018	6	9
TEXAS A&M	1973	2019	3	6
Texas A&M-Corpus Christi	2010	2017	2	0
Texas State	2011	2011	1	0
Texas Tech	1955	2010	1	4
Troy<	1958	2015	10	0
Toledo	1977	1977	1	0
Towson	2015	2015	1	0
Tulane	1921	1995	35	55
Tulsa	1954	1990	1	4
UALR	2010	2013	3	0
UC Santa Barbara	2008	2008	1	0
UCF	2008	2010	3	0
UCLA	2002	2002	0	1
Union*	1911	1959	25	7
Utah	2009	2017	0	2
UTEP	2002	2010	2	0
VANDERBILT	1925	2019	46	76
Valparaiso	1970	1998	1	1

Opponent	First Meeting	Last Meeting	OM	Opp
Villanova	1999	2010	1	1
Virginia	1925	1957	1	1
VCU	2000	2005	4	0
VMI	1925	1925	1	0
Virginia Tech	1980	2017	2	3
Washington-St. Louis	1987	1987	1	0
Washington & Lee	1929	1930	1	1
West Alabama	1999	1999	1	0
West Virginia	2009	2010	0	2
Western Carolina	2005	2005	1	0
Western Kentucky	2013	2015	1	1
WESTERN MICHIGAN	2018	2018	1	0
WICHITA STATE	1995	2002	3	2
Winthrop	2008	2008	1	0
Wisconsin	2013	2013	1	0
Wisconsin-Green Bay	1975	1975	1	0
Xavier	2015	2015	0	1

2019-20 OPPONENTS IN BOLD CAPS

! - formerly Arkansas A&M (1925-27)

@ - formerly UNC-Charlotte

- formerly Northeast Louisiana

\$ - formerly Louisiana I.I.

% - formerly Memphis St.

^ - formerly Miss. Normal

~ formerly Southwest Louisiana, Louisiana-Lafayette

& - formerly S.P.U.



Ole Miss and Mississippi State own the SEC's most-played rivalry. Entering this season, the in-state foes have faced off 260 times beginning with their first meeting in 1914.

C.M. "TAD" SMITH COLISEUM RECORDS

"TAD PAD" FAST FACTS

Overall Record in Tad Smith Coliseum: 490-210 (.700 win pct. - 51 seasons)

First Game: Monday, Feb. 21, 1966 vs. Kentucky

First Ole Miss Win: Wednesday, Feb. 23, 1966 vs. Tulane (91-70)

First Basket: Larry Conley, Kentucky (18:50 left in first half)

First Ole Miss Basket: Chuck Burhorn (13:32 left in first half)

Longest Ole Miss Home Winning Streak: 29 games (1996-97 to 1998-99)

Most Home Wins in a Season: 16 (2006-07, 2007-08 and 2012-13)

Longest Game: 4 Overtimes (Feb. 17, 1982 vs. Vanderbilt)

Most Points by Both Teams: 225 (Ole Miss 113, LSU 112 (ot) - Mar. 4, 1989)

Fewest Points by Both Teams: 83 (Ole Miss 50, LSU 33 - Feb. 7, 2001)

INDIVIDUAL (OLE MISS)

Points:	57	Johnny Neumann	vs. Southern Miss	12-15-70
FG att:	50	Johnny Neumann	vs. Kentucky	1-2-71
FG made:	20	Gerald Glass	vs. LSU	3-4-89
	20	Johnny Neumann	vs. Southern Miss	12-15-70
3-pt att:	23	Marshall Henderson	vs. Oregon	12-8-13
3-pt made:	10	Marshall Henderson	vs. Oregon	12-8-13
FT att:	25	Ken Turner	vs. Vanderbilt	2-12-69
FT made:	17	Carlos Clark	vs. LSU	1-15-83
	17	Johnny Neumann	vs. Southern Miss	12-15-70
Rebounds:	22	Walter Actwood	vs. ISU-Evansville	12-1-75
Assists:	15	Sean Tuohy	vs. Auburn	1-26-80
Blocks:	8	Ansu Sesay	vs. Mississippi State	2-19-97
Steals:	7	Jason Smith	vs. Florida	1-7-98
	7	Coolidge Ball	vs. Alabama	2-16-74

TEAM (OPPONENT)

Points:	120	Kentucky	2-2-70
Few points:	30	Mississippi State	1-23-82
FG att:	116	Southern Miss	12-15-70
FG made:	52	Kentucky	2-2-70
FG pct:	75.0	Tennessee (24-32)	1-6-82
3-pt att:	36	Auburn	1-28-10
3-pt made:	17	Illinois State	3-14-12
3-pt pct:	100.0	Tennessee (1-1)	2-2-87
FT att:	45	Florida	2-2-91
FT made:	35	Rice	1-9-93
FT pct:	100.0	Six times	
Rebounds:	70	Kentucky	2-7-70
Assists:	26	Georgia	1-15-11
Blocks:	12	LSU	2-23-91
Steals:	21	Morgan State	12-1-94

INDIVIDUAL (OPPONENT)

Points:	55	Chris Jackson	LSU	3-4-89
FG att:	46	Pete Maravich	LSU	2-28-70
FG made:	23	Dan Issel	Kentucky	2-7-70
3-pt att:	20	Chris Jackson	LSU	3-4-89
3-pt made:	9	Chris Jackson	LSU	3-4-89
FT att:	19	Kenny Higgs	LSU	2-7-76
FT made:	14	Johnathan Loyd	Oregon	12-8-13
	14	Jimmy England	Tennessee	1-4-71
	14	Pete Maravich	LSU	2-24-68
Rebounds:	22	Al Leinhard	Georgia	1-24-70
Assists:	15	Johnathan Loyd	Oregon	12-8-13
Blocks:	9	Tom Jervis	Troy	11-27-07
	9	Mickell Gladness	Alabama A&M	12-22-06
	9	Shaquille O'Neal	LSU	2-20-91
Steals:	6	Shane Larkin	Miami (Fla.)	11-25-11
	6	Trant Simpson	Alabama A&M	12-22-06
	6	Michael Gholar	Mississippi State	1-12-00

TEAM (OLE MISS)

Points:	117	vs. Arkansas	12-10-73
Few points:	42	vs. Mississippi State	2-25-95
FG att:	104	vs. LSU	3-8-75
FG made:	56	vs. Arkansas	12-10-73
FG pct:	69.0	vs. Mississippi State (20-29)	1-23-82
3-pt att:	35	vs. Oregon	12-8-13
	35	vs. Mississippi State	1-13-11
3-pt made:	15	vs. Oregon	12-8-13
3-pt pct:	75.0	vs. Mississippi State (6-8)	2-14-87
FT att:	55	vs. Vanderbilt	2-13-80
FT made:	39	vs. Vanderbilt	2-13-80
FT pct:	100.0	vs. Kentucky (5-5)	3-5-88
	100.0	vs. Mississippi State (3-3)	1-29-03
Rebounds:	84	vs. ISU-Evansville	12-1-75
Assists:	32	vs. Centenary	12-19-09
Blocks:	13	vs. Loyola-New Orleans	12-1-93
Steals:	21	vs. Houston Baptist	2-5-96

TOP 20 TAD PAD CROWDS

1.	9,452 (2/10/07)	Alabama (W, 75-69)
2.	9,360 (1/9/10)	Miss. State (L, 75-80)
3.	9,328 (1/12/08)	LSU (W, 74-71)
4.	9,321 (2/2/81)	Kentucky (L, 62-55)
5.	9,318 (1/19/80)	Miss. State (W, 75-64)
6.	9,311 (3/3/02)	Alabama (W, 84-56)
7.	9,304 (1/16/08)	Florida (W, 89-87)
8.	9,232 (1/29/13)	Kentucky (L, 74-87)
9.	9,224 (1/12/02)	Miss. State (W, 66-59)
10.	9,217 (12/7/01)	Memphis (W, 71-67)
11.	9,210 (1/8/83)	Tennessee (W, 56-55)
12.	9,206 (1/24/13)	Tennessee (W, 62-56)
13.	9,173 (1/12/13)	Missouri (W, 64-49)
14.	9,167 (2/20/08)	Miss. State (W, 74-63)
15.	9,132 (1/28/70)	LSU (L, 103-99)
16.	9,109 (2/2/08)	So. Carolina (L, 80-77)
17.	9,088 (1/29/03)	Miss. State (L, 58-57)
18.	9,082 (2/16/08)	Auburn (L, 90-78)
19.	9,030 (3/7/09)	Miss. State (L, 80-82)
20.	9,010 (1/7/04)	Miss. State (L, 61-54)

THE PAVILION AT OLE MISS RECORDS

PAVILION FAST FACTS

Overall Record in The Pavilion: 41-21 (.661 win pct. - 4 seasons)

First Game: Thursday, Jan. 7, 2016 vs. Alabama

First Ole Miss Win: Thursday, Jan. 7, 2016 vs. Alabama (74-66)

First Basket: Tomasz Gielo, Ole Miss (3FG, 19:11/1H)

First Ole Miss Basket: Tomasz Gielo (3FG, 19:11/1H)

Longest Ole Miss Home Winning Streak: 7 games (2018-19)

Most Home Wins in a Season: 13 (2017)

Longest Game: 1 Overtime 4x (MR: vs. Illinois State - Dec. 16, 2017)

Most Points by Both Teams: 198 (Illinois State 101, Ole Miss 97 - Dec. 16, 2017)

Fewest Points by Both Teams: 115 (Ole Miss 66, Bradley 49 - Dec. 19, 2016)

INDIVIDUAL (OLE MISS)

Points:	43	Stefan Moody vs. Mississippi State (3-3-16)
FG att:	25	Stefan Moody vs. Vanderbilt (2-6-16)
FG made:	13	Terence Davis vs. LSU (2-14-17)
3-pt att:	15	Stefan Moody vs. Vanderbilt (2-6-16)
3-pt made:	6	3x, MR: Terence Davis vs. Bradley (12-22-17)
FT att:	18	2x, MR: Stefan Moody vs. Mississippi St. (3-3-16)
FT made:	15	2x, MR: Stefan Moody vs. Mississippi St. (3-3-16)
Rebounds:	19	Sebastian Saiz vs. UMass (11-14-16)
Assists:	9	2x, MR: Terence Davis vs. San Diego (11-28-18)
Blocks:	6	Sebastian Saiz vs. Bradley (12-19-16)
Steals:	7	2x, MR: Terence Davis vs. Texas A&M (2-6-19)

INDIVIDUAL (OPPONENT)

Points:	34	Malik Monk, No. 8 Kentucky (12-29-16)
FG att:	24	Bryce Brown, No. 10 Auburn (1-9-19)
FG made:	12	Malik Monk, No. 8 Kentucky (12-29-16)
3-pt att:	19	Bryce Brown, No. 10 Auburn (1-9-19)
3-pt made:	7	3x, MR: Bryce Brown, No. 10 Auburn (1-9-19)
FT att:	18	Keith Stone, Florida (1-13-18)
FT made:	13	Keith Stone, Florida (1-13-18)
Rebounds:	13	3x, MR: Jontay Porter, Missouri (2-6-18)
Assists:	11	Isaiah Briscoe, No. 8 Kentucky (12-29-16)
Blocks:	8	Clevon Brown, Vanderbilt (3-3-18)
Steals:	5	J.J. Frazier, Georgia (1-9-16)

TEAM (OLE MISS)

Points:	97	2x, MR: vs. Illinois State (12-16-17)
Few points:	47	vs. Georgia (1-11-17)
FG att:	73	2x, MR: vs. Illinois State (12-16-17)
FG made:	36	vs. South Dakota State (11-28-17)
FG pct:	61.5	vs. Chattanooga (12-16-18)
3-pt att:	33	2x, MR: vs. Montana (11-24-16)
3-pt made:	14	vs. Texas A&M-Corpus Christi (12-19-17)
3-pt pct:	56.3	vs. Chattanooga (12-16-18)
FT att:	46	vs. UMass (11-14-16)
FT made:	33	vs. UMass (11-14-16)
FT pct:	95.7	vs. No. 5 Baylor (1-28-17)
Rebounds:	50	2x, MR: Tennessee (1-17-17)
Assists:	25	2x, MR: ULM (12-1-18)
Blocks:	13	vs. Bradley (12-19-16)
Steals:	15	vs. Western Michigan (11-10-18)

TEAM (OPPONENT)

Points:	101	Illinois State (12-16-17)
Few points:	49	Bradley (12-19-16)
FG att:	74	2x, MR: South Dakota State (11-28-17)
FG made:	38	No. 24 Iowa State (1-26-19)
FG pct:	69.1	No. 24 Iowa State (1-26-19)
3-pt att:	41	South Dakota State (11-28-17)
3-pt made:	18	South Dakota State (11-28-17)
3-pt pct:	56.3	Middle Tennessee (11-30-16)
FT att:	36	UMass (11-14-16)
FT made:	26	Illinois State (12-16-17)
FT pct:	88.0	Georgia (1-11-17)
Rebounds:	49	2x, MR: Illinois State (12-16-17)
Assists:	26	No. 24 Iowa State (1-26-19)
Blocks:	8	2x, MR: Vanderbilt (3-3-18)
Steals:	12	Mississippi State (3-3-16)

TOP 15 PAVILION CROWDS

1.	9,500 (1/7/16)	Alabama (W, 74-66)
	9,500 (2/6/16)	Vanderbilt (W, 85-78)
	9,500 (2/13/16)	Arkansas (W, 76-60)
	9,500 (3/2/16)	Miss. State (W, 86-78)
	9,500 (1/15/19)	LSU (L, 69-83)
	9,500 (1/19/19)	Arkansas (W, 84-67)
	9,500 (2/2/19)	MSU (L, 75-81)
	9,500 (2/27/19)	Tennessee (L, 71-73)
	9,500 (3/5/19)	Kentucky (76-80)
10.	9,487 (1/9/16)	Georgia (W, 72-71)
11.	9,411 (1/28/17)	Baylor (L, 75-78)
12.	9,333 (1/16/16)	Florida (L, 71-80)
13.	9,091 (3/21/17)	Georgia Tech (L, 66-74)
14.	9,086 (12/29/16)	Kentucky (L, 76-99)
15.	8,664 (1/6/18)	Miss. State (W, 64-58)

ALL-TIME SCORES

1908-09
Record: 1-4
 J-28 Memphis Physicians.....H 11-12 L
 F-5 Memphis Physicians.....A 15-26 L
 F-6 Memphis YMCA.....A 11-29 L
 F-16 Miss. College.....A 17-19 L
 F-17 Miss. College.....A 28-11 W

1909-10
Record: 0-7
 J-27 Jonesboro YMCA.....A 3-31 L
 J-28 Memphis YMCA.....A 7-36 L
 J-28 Univ. of Memphis.....A 11-23 L
 F-4 LSU.....A 14-39 L
 F-5 LSU.....A 4-25 L
 F-7 Miss. College.....A 10-16 L
 F-8 Miss. College.....A 15-16 L

E. R. HUBBARD
9-3 (1911)

1910-11
Record: 9-3
Head Coach: E.R. Hubbard
 F-3 Laurel YMCA.....A 27-26 W
 F-4 Laurel YMCA.....A 22-25 L
 F-6 Summerland.....A 20-10 W
 F-7 Summerland.....A 39-15 W
 F-8 Clark Memorial.....A 39-9 W
 F-9 Clark Memorial.....A 53-7 W
 F-10 Louisiana I.I.....A 19-25 L
 F-11 Louisiana I.I.....A 13-15 L
 F-13 Miss. College.....A 29-15 W
 F-14 Miss. College.....A 31-13 W
 F-24 Union.....A 37-25 W
 F-25 Union.....A 37-31 W

B. Y. WALTON
10-2 (1912)

1911-12
Record: 10-2
Head Coach: B.Y. Walton
 J-12 Millsaps.....A 30-0 W
 J-13 Millsaps.....A 39-7 W
 J-14 LSU.....A 15-27 L
 J-15 LSU.....A 11-33 L
 J-19 Miss. College.....A 20-16 W
 J-20 Miss. College.....A 29-25 W
 F-2 Union.....H 45-7 W
 F-3 Union.....H 30-27 W
 F-21 Southwestern PU.....A 43-13 W
 F-22 Southwestern PU.....A 43-16 W
 F-23 Union.....A 57-20 W
 F-24 Union.....A 46-26 W

1912-13
Record: 0-7
 J-17 Memphis YMCA.....A 22-41 L
 J-18 Jonesboro YMCA.....A 10-47 L
 J-20 Tupelo YMCA.....A 15-27 L
 J-21 Tupelo YMCA.....A 21-23 L
 J-23 Jackson YMCA.....A 14-51 L
 J-24 McTeire.....A 10-28 L
 J-25 Union.....A 26-77 L

1913-14
Record: 8-7
 J-17 Millsaps.....H 29-13 W
 J-23 Jonesboro YMCA.....H 28-13 W
 F-2 Union.....A 39-24 W
 F-6 Memphis YMCA.....A 13-32 L
 F-9 Miss. College.....H 23-19 W
 F-10 Millsaps.....A 24-18 W
 F-11 Clark Memorial.....A 36-18 W
 F-12 Meridian YMCA.....A 68-20 W
 F-13 Jones County.....A 32-22 W
 F-14 Jones County.....A 26-13 W
 F-17 Miss. College.....A 19-22 L
 F-25 Miss. State.....A 15-68 L
 F-26 Miss. State.....A 18-84 L
 F-27 Miss. State.....H 10-12 L

F-28 Miss. State.....H 8-20 L
1914-15
Record: 0-3
 F-4 Millsaps.....A 20-60 L
 F-5 Miss. College.....A 17-27 L
 F-6 Miss. College.....A 15-37 L

1915-16
Record: 4-7
 J-14 College Hill.....H 25-19 W
 J-17 Union.....A 43-25 W
 J-18 Jackson YMCA.....A 40-24 W
 J-22 Union.....H 27-24 W
 J-28 Miss. State.....H 9-28 L
 J-29 Miss. State.....H 20-33 L
 F-3 Miss. College.....H 13-15 L
 F-4 Miss. College.....H 13-15 L
 F-10 Millsaps.....H 24-50 L
 F-21 LSU.....H 29-55 L
 F-25 Millsaps.....A 21-48 L

1916-17
Record: 11-7
 D-14 College Hill.....H 31-19 W
 J-8 College Hill.....H 62-40 W
 J-12 Memphis YMCA.....A 5-26 L
 J-20 Jackson YMCA.....A 40-24 W
 J-20 Union.....A 43-25 W
 J-26 Union.....H 70-16 W
 F-1 Millsaps.....H 38-12 W
 F-2 Millsaps.....H 50-16 W
 F-8 Miss. College.....H 27-29 L
 F-9 Miss. College.....H 33-15 W
 F-16 Miss. State.....A 20-35 L
 F-17 Miss. State.....A 24-42 L
 F-19 Miss. College.....A 20-46 L
 F-20 Miss. College.....A 21-27 L
 F-20 Millsaps.....A 36-28 W
 F-21 Millsaps.....A 28-24 W
 F-23 Miss. State.....H 25-42 L
 F-24 Miss. State.....H 29-15 W

1917-18
 NO GAMES SCHEDULED

C. R. "DUDY" NOBLE
0-3 (1919)

Record: 0-3
Head Coach: C.R. Noble
 J-31 Memphis YMCA.....A 13-24 L
 F-7 Miss. State.....H 23-32 L
 F-8 Miss. State.....H 14-52 L

R. L. SULLIVAN
66-36 (1920-25)

1919-20
Record: 9-4
Head Coach: R.L. Sullivan
 J-23 Union.....H 40-10 W
 J-30 Union.....A 38-24 W
 J-31 Jackson YMCA.....A 22-39 L
 F-6 Miss. State.....H 23-10 W
 F-7 Miss. State.....H 15-21 L
 F-13 Howard.....H 30-11 W
 F-16 Millsaps.....H 60-15 W
 F-17 Millsaps.....H 56-21 W
 F-19 Clarksdale YMCA.....A 45-15 W
 F-25 Millsaps.....A 25-21 W
 F-26 Miss. College.....A 27-12 W
 M-5 Miss. State.....A 13-49 L
 M-6 Miss. State.....A 12-30 L

1920-21
Record: 9-7
Head Coach: R.L. Sullivan
 J-14 Millsaps.....H 26-20 W
 J-15 Millsaps.....H 29-4 W

J-19 Alabama.....A 22-18 W
 J-20 Alabama.....A 17-21 L
 J-21 Miss. State.....A 12-33 L
 J-22 Miss. State.....A 20-34 L
 F-2 Miss. State.....H 17-13 W
 F-3 Miss. State.....H 23-13 W
 F-11 Alabama.....H 31-18 W
 F-12 Alabama.....H 28-13 W
 F-14 Millsaps.....A 23-13 W
 F-15 Millsaps.....A 13-33 L
 F-18 LSU (ot).....A 23-22 W
 F-19 LSU.....A 12-46 L
 F-21 Tulane.....A 25-35 L
 F-22 Tulane.....A 22-34 L

1921-22
Record: 7-4
Head Coach: R.L. Sullivan
 J-20 Millsaps.....H 34-12 W
 J-21 Millsaps.....H 24-8 W
 J-27 Miss. Normal.....H 42-16 W
 J-28 Miss. Normal.....H 24-18 W
 F-3 Miss. State.....H 27-30 L
 F-4 Miss. State.....H 12-17 L
 F-6 Tulane.....H 35-27 W
 F-7 Tulane.....A 27-25 W
 F-16 Miss. State.....A 27-25 W
 F-17 Miss. State.....A 17-48 L
 Centenary..... 15-21 L

Ole Miss Joins Southern Conference

1922-23
Record: 8-7
Head Coach: R.L. Sullivan
 J-12 Memphis State.....H 14-16 L
 J-13 Memphis State.....H 25-16 W
 J-19 Union.....H 30-13 W
 J-20 Union.....H 13-15 L
 J-29 Millsaps.....H 31-19 W
 J-30 Millsaps.....H 25-21 W
 F-5 Miss. State.....A 14-29 L
 F-6 Miss. State.....A 18-23 L
 F-7 Alabama.....A 22-33 L
 F-12 Miss. State.....H 26-28 L
 F-13 Miss. State.....H 30-27 W
 F-22 Southwestern PU.....H 31-18 W
 F-23 Alabama.....H 28-17 W
 SOUTHERN CONFERENCE TOURNAMENT
 F-28 North Carolina.....1 34-32 W
 M-1 Miss. State.....1 26-33 L
 Key to Neutral Sites: 1- Atlanta, Ga.

1923-24
Record: 16-6
Head Coach: R.L. Sullivan
 College Hill.....H 40-9 W
 College Hill.....H 56-2 W
 D-20 D'Lo YMCA.....A 15-33 L
 D-21 Hattiesburg YMCA.....A 39-21 W
 D-22 Laurel YMCA.....A 37-27 W
 J-11 Memphis State.....H 43-18 W
 J-12 Memphis State.....H 20-14 W
 J-16 Loyola-N.O.....A 26-15 W
 J-17 Loyola-N.O.....A 15-14 W
 J-18 Tulane.....A 23-28 L
 J-19 Tulane.....A 19-35 L
 J-24 Millsaps.....H 31-16 W
 J-25 Millsaps.....H 25-27 L
 J-28 Tennessee.....H 36-17 W
 J-29 Tennessee.....H 24-13 W
 F-4 Miss. College.....H 32-29 W
 F-5 Miss. College.....H 30-21 W
 F-11 Union.....H 30-25 W
 F-12 Union.....H 33-16 W
 F-21 Miss. State.....H 29-27 W
 F-23 Miss. State.....A 42-47 L
 SOUTHERN CONFERENCE TOURNAMENT
 F-29 Alabama.....1 42-44 L
 Key to Neutral Sites: 1- Atlanta, Ga.

1924-25
Record: 17-8
Head Coach: R.L. Sullivan
 D-15 Wil-Mayfield.....H 56-20 W
 D-17 Bemis YMCA.....H 56-20 W
 D-27 Memphis YMCA.....A 16-34 L
 D-30 Meridian.....A 43-8 W
 D-31 Laurel YMCA.....A 45-33 W
 J-8 Vanderbilt.....A 18-19 L
 J-9 Kentucky.....A 23-26 L
 J-10 Tennessee.....A 13-15 L
 J-16 Tulane.....H 35-31 W
 J-17 Tulane.....H 15-30 L
 J-19 Union.....H 38-19 W
 J-20 Union.....H 28-19 W
 J-27 Centenary.....H 35-17 W
 F-2 Memphis State.....H 52-19 W
 F-3 Memphis State.....H 45-14 W
 F-6 Millsaps.....A 35-28 W
 F-7 Millsaps.....A 28-14 W
 F-9 Miss. State.....A 30-34 L
 F-14 Memphis YMCA.....H 38-27 W
 F-16 Millsaps.....H 31-20 W
 F-17 Millsaps.....H 25-16 W
 F-20 Miss. State.....H 28-38 L

SOUTHERN CONFERENCE TOURNAMENT
 F-27 VMI.....1 27-20 W
 F-28 Virginia.....1 32-24 W
 M-2 Tulane.....1 23-44 L
 Key to Neutral Sites: 1- Atlanta, Ga.

HOMER HAZEL
54-32 (1926-30)

1925-26
Record: 16-2
Head Coach: Homer Hazel
 D-16 Arkansas A&M.....H 44-21 W
 D-17 Arkansas A&M.....H 42-13 W
 J-9 Jackson YMCA.....H 44-18 W
 J-11 Southwestern.....H 55-14 W
 J-15 LSU.....A 24-27 L
 J-16 LSU.....A 43-19 W
 J-18 Tulane.....A 46-35 W
 J-1 Tulane.....A 51-26 W
 J-21 Vanderbilt.....H 32-18 W
 J-23 Miss. State.....H 33-20 W
 F-5 Alabama.....A 32-22 W
 F-6 Alabama.....A 35-25 W
 F-15 Southwestern.....A 32-20 W
 F-16 Bemis YMCA.....A 54-28 W
 F-18 Sewanee.....H 54-28 W

SOUTHERN CONFERENCE TOURNAMENT
 F-26 Sewanee.....1 50-16 W
 F-27 Georgia Tech.....1 36-24 W
 M-1 North Carolina.....1 23-38 L
 Key to Neutral Sites: 1- Atlanta, Ga.

1926-27
Record: 13-5
Head Coach: Homer Hazel
 D-15 Arkansas A&M.....H 53-24 W
 D-16 Arkansas A&M.....H 40-16 W
 J-4 Sewanee.....H 40-13 W
 J-14 LSU.....A 36-16 W
 J-15 LSU.....A 21-22 L
 J-17 Tulane.....A 28-21 W
 J-18 Tulane.....A 26-23 W
 J-19 St. Stanislaus.....A 33-24 W
 J-31 Alabama.....H 29-21 W
 F-1 Alabama.....H 33-32 W
 F-4 Miss. State.....A 22-36 L
 F-5 Miss. State.....H 24-30 L
 F-7 Miss. State.....H 31-28 W
 F-8 Miss. State.....H 26-19 W
 F-10 Vanderbilt.....A 32-33 L
 F-11 Kentucky.....A 37-17 W
 F-12 Tennessee.....A 39-34 W
 SOUTHERN CONFERENCE TOURNAMENT
 F-26 Vanderbilt.....1 20-32 L
 Key to Neutral Sites: 1- Atlanta, Ga.

RECORDS

1927-28 SOUTHERN CONFERENCE TOURNAMENT CHAMPIONS

Record: 10-9
Head Coach: Homer Hazel

J-9	Memphis YMCA.....H	46-21	W
J-13	LSU.....A	17-20	L
J-14	LSU.....A	25-36	L
J-16	Tulane.....A	49-31	W
J-17	Tulane.....A	43-28	W
J-25	LSU.....H	33-23	W
J-26	LSU.....H	33-34	L
F-6	Miss. State.....H	30-38	L
F-7	Miss. State.....H	27-29	L
F-10	Auburn.....A	43-42	W
F-11	Auburn.....A	38-58	L
F-13	Georgia.....A	44-37	W
F-14	Georgia.....A	33-37	L
F-20	Miss. State.....A	34-45	L
F-21	Miss. State.....A	36-40	L

SOUTHERN CONFERENCE TOURNAMENT

F-24	N.C. State.....1	40-35	W
F-25	LSU.....1	55-28	W
F-27	Kentucky.....1	41-28	W
F-28	Auburn.....1	31-30	W

Key to Neutral Sites: 1- Atlanta, Ga.

1928-29

Record: 9-9
Head Coach: Homer Hazel

J-11	LSU.....A	42-21	W
J-12	LSU.....A	34-17	W
J-14	Tulane.....A	30-42	L
J-15	Tulane.....A	33-40	L
J-18	LSU.....H	28-24	W
J-19	LSU.....H	30-25	W
F-4	Alabama.....A	24-39	L
F-5	Alabama.....A	28-41	L
F-8	Miss. State.....A	30-32	L
F-9	Miss. State.....A	26-28	L
F-15	Miss. State.....H	37-21	W
F-16	Miss. State.....H	41-27	W
F-20	Vanderbilt (ot).....A	48-46	W
F-22	Kentucky.....A	30-35	L
F-23	Kentucky.....A	24-32	L

SOUTHERN CONFERENCE TOURNAMENT

M-1	Maryland.....1	37-35	W
M-2	Washington & Lee.....1	50-28	W
M-3	N.C. State.....1	32-34	L

Key to Neutral Sites: 1- Atlanta, Ga.

1929-30

Record: 6-7
Head Coach: Homer Hazel

J-10	LSU.....H	31-27	W
J-11	LSU.....H	21-31	L
J-17	LSU.....A	47-24	W
J-18	LSU.....A	32-29	W
J-27	Alabama.....H	21-31	L
J-28	Alabama.....H	26-30	L
J-31	Tulane.....A	17-27	L
F-1	Tulane.....A	27-33	L
F-7	Miss. State.....N	30-26	W
F-8	Miss. State.....N	23-19	W
F-10	Miss. State.....H	38-31	W
F-11	Miss. State.....H	27-28	L

SOUTHERN CONFERENCE TOURNAMENT

F-28	Washington & Lee (ot).....1	29-33	L
------	-----------------------------	-------	---

Key to Neutral Sites: 1- Atlanta, Ga.

ED WALKER 36-46 (1931-35)

1930-31

Record: 6-9
Head Coach: Ed Walker

J-10	Earle.....H	20-21	L
J-13	Southern Miss.....H	37-12	W
J-16	LSU.....H	24-26	L
J-17	LSU.....H	39-29	W
J-26	Earle.....A	18-34	L
J-27	Memphis YMCA.....A	35-26	W
J-30	Tulane.....H	50-40	W
J-31	Tulane.....H	40-42	L
F-6	Baldwyn.....H	29-23	W
F-11	Ecru.....H	60-27	W
F-13	Brown Paper Mill.....A	35-40	L

F-14	Brown Paper Mill.....A	32-37	L
F-17	Memphis YMCA.....H	25-27	L
F-20	Alabama.....A	25-27	L
F-21	Alabama.....A	21-30	L

1931-32

Record: 9-6
Head Coach: Ed Walker

J-8	Ecru.....H	76-30	W
J-13	Baldwyn.....H	29-38	L
J-15	LSU.....H	34-37	L
J-16	LSU.....H	24-22	W
J-29	LSU.....A	53-55	L
J-30	LSU.....A	35-33	W
F-1	Tulane.....A	52-43	W
F-2	Tulane.....A	29-41	L
F-5	Miss. State.....H	37-19	W
F-6	Miss. State.....H	31-25	W
F-11	Sewanee.....H	31-34	L
F-15	Alabama.....H	21-23	L
F-16	Alabama.....H	33-30	W
F-19	Miss. State.....A	35-25	W
F-20	Miss. State.....A	38-26	W

Ole Miss Joins Southeastern Conference

1932-33

Record: 6-12, 5-7 SEC
Head Coach: Ed Walker

J-6	Tupelo.....H	50-32	W
J-9	Brown Paper Mill.....H	25-38	L
J-10	Brown Paper Mill.....H	26-46	L
J-13	LSU.....H	40-37	W
J-14	LSU.....H	34-32	W
J-18	Alabama.....H	23-35	L
J-19	Alabama.....H	21-57	L
F-2	Baldwyn.....A	30-37	L
F-3	Tupelo.....A	27-40	L
F-6	Tulane.....H	35-27	W
F-7	Tulane.....H	32-37	L
F-10	Miss. State.....A	36-40	L
F-11	Miss. State.....A	25-32	L
F-13	LSU.....A	33-53	L
F-14	LSU.....A	33-50	L
F-17	Miss. State.....H	50-49	W
F-18	Miss. State.....H	41-27	W

SEC TOURNAMENT

F-24	Kentucky.....1	31-49	L
------	----------------	-------	---

Key to Neutral Sites: 1- Atlanta, Ga.

1933-34

Record: 7-9, 2-8 SEC
Head Coach: Ed Walker

J-12	CCC.....H	52-22	W
J-13	Southwestern.....H	45-15	W
J-18	Southwestern.....A	59-27	W
J-19	Howard.....H	47-20	W
J-20	Howard.....H	60-26	W
J-22	Alabama.....H	25-50	L
J-27	Alabama.....H	18-34	L
F-2	Miss. State.....A	35-41	L
F-3	Miss. State.....A	29-22	W
F-7	Millsaps.....A	27-41	L
F-8	Tulane.....A	16-30	L
F-10	Tulane.....A	24-31	L
F-12	LSU.....A	33-52	L
F-13	LSU.....A	39-49	L
F-18	Miss. State.....H	24-29	L
F-19	Miss. State.....H	36-35	W

1934-35

Record: 8-10, 5-7 SEC
Head Coach: Ed Walker

J-9	Taylor.....H	52-32	W
J-10	Memphis Coca-Cola.....H	37-38	L
J-14	Alabama.....A	26-38	L
J-15	Alabama.....A	27-42	L
J-30	Millsaps.....H	32-39	L
J-31	Southern Miss.....A	40-38	W
F-1	Tulane.....A	43-30	W
F-2	Tulane.....A	23-41	L
F-4	LSU.....A	32-47	L
F-5	LSU.....A	33-47	L
F-8	Miss. State.....A	31-61	L
F-9	Miss. State.....A	37-55	L
F-15	Southwestern.....H	43-50	L

F-16	Southwestern.....H	42-13	W
F-22	Sewanee.....H	42-20	W
F-23	Sewanee.....H	42-13	W
F-28	Miss. State.....H	35-33	W
M-1	Miss. State.....H	40-38	W

GEORGE BOHLER 53-27 (1936-38)

1935-36

Record: 11-9, 7-5 SEC
Head Coach: George Bohler

J-10	Memphis Coca-Cola.....H	41-40	W
J-11	Memphis Coca-Cola.....A	43-45	L
J-16	Union.....H	38-43	L
J-17	Union.....H	46-35	W
J-24	Baldwyn.....H	54-43	W
J-25	Baldwyn.....A	36-37	L
J-27	Alabama.....H	42-34	W
J-28	Alabama.....H	32-38	L
J-30	Southern Miss.....A	40-28	W
J-31	LSU.....A	37-54	L
F-1	LSU.....A	51-46	W
F-3	Tulane.....A	41-30	W
F-4	Tulane.....A	41-16	W
F-7	Miss. State.....A	38-39	L
F-8	Miss. State (Zot).....A	48-42	W
F-14	LSU.....H	59-47	W
F-15	LSU.....H	69-51	W
F-18	Memphis YMCA.....A	38-60	L
F-21	Miss. State.....H	43-51	L
F-22	Miss. State.....H	32-41	L

1936-37

Record: 20-6, 7-3 SEC
Head Coach: George Bohler

D-31	Baldwyn.....A	36-25	W
J-1	Tupelo.....A	47-20	W
J-2	Memphis YMCA.....A	59-41	W
J-5	Baldwyn.....H	45-36	W
J-8	Fulton.....H	63-25	W
J-9	Tupelo.....H	64-19	W
J-12	Memphis Coca-Cola.....H	48-43	W
J-13	LSU.....H	50-47	W
J-14	LSU.....H	40-27	W
J-18	Tulane.....H	33-26	W
J-19	Tulane.....H	43-35	W
J-21	Union.....A	23-37	L
J-22	Union.....A	41-43	L
J-30	Water Valley.....H	69-27	W
F-2	Water Valley.....A	83-32	W
F-5	Delta State.....H	67-36	W
F-6	Delta State.....H	46-31	W
F-9	Miss. State.....A	40-36	W
F-10	Miss. State.....A	34-43	L
F-13	Millsaps.....A	57-40	W
F-15	Alabama.....A	34-38	L
F-16	Alabama.....A	31-32	L
F-17	Doug Specials.....A	67-39	W
F-21	Miss. State.....H	36-34	W
F-22	Miss. State.....H	50-42	W

SEC TOURNAMENT

F-26	Alabama.....1	34-35	L
------	---------------	-------	---

Key to Neutral Sites: 1- Knoxville, Tenn.

1937-38

Record: 22-12, 11-2 SEC
Head Coach: George Bohler

D-15	Water Valley.....A	37-38	L
D-16	Tupelo.....A	23-25	L
D-17	Tupelo.....A	34-32	W
D-22	Arkansas.....N	42-47	L
D-23	Arkansas.....A	46-48	L
D-27	Tupelo.....A	30-45	L
D-28	Tupelo.....A	36-38	L
D-31	Vanderbilt.....A	68-30	W
J-1	Memphis Coca-Cola.....A	63-42	W
J-5	Water Valley.....A	57-41	W
J-7	Union.....A	36-40	L
J-8	Union.....A	30-36	L
J-11	Miss. State.....N	49-37	W
J-12	Miss. State.....N	45-58	L
J-14	LSU.....A	59-48	W
J-15	LSU.....A	47-44	W
J-28	Baldwyn.....H	33-44	L
J-29	Southwestern.....A	49-32	W

F-2	Tupelo.....A	37-28	W
F-2	Tupelo.....A	39-36	W
F-3	Baldwyn.....A	50-45	W
F-4	Miss. State.....A	41-43	L
F-5	Miss. State.....A	45-44	W
F-7	Tulane.....A	45-34	W
F-8	Tulane.....A	35-34	W
F-11	Southwestern.....H	43-39	W
F-16	Alabama.....H	43-36	W
F-17	Alabama.....H	50-38	W
F-18	Miss. State.....H	70-38	W
F-19	Miss. State.....H	59-45	W
F-28	Union.....H	50-39	W

SEC TOURNAMENT

M-3	Tennessee.....1	45-40	W
M-4	LSU.....1	68-40	W
M-5	Georgia Tech.....1	47-58	L

Key to Neutral Sites: 1- Baton Rouge, La.

FRANK JOHNSON 10-16 (1939)

1938-39

Record: 10-16, 4-10 SEC
Head Coach: Frank Johnson

D-15	Miss. College.....H	40-43	L
D-17	Memphis Coca-Cola.....A	51-50	W
D-30	Water Valley.....A	31-33	L
J-4	Millsaps.....H	47-37	W
J-6	Miss. State.....N	40-39	W
J-7	Miss. State.....N	33-37	L
J-9	LSU.....H	41-42	L
J-10	LSU.....H	34-42	L
J-13	Millsaps.....A	46-34	W
J-14	Miss. College.....A	42-55	L
J-16	Tulane.....H	33-23	W
J-17	Tulane.....H	35-40	L
J-23	Southwestern.....H	38-35	W
J-24	Southwestern.....H	44-32	W
F-6	Alabama.....A	25-46	L
F-7	Alabama.....A	21-30	L
F-10	Miss. State.....H	44-43	W
F-11	Miss. State.....H	33-30	W
F-13	LSU.....A	48-50	L
F-14	LSU.....A	18-59	L
F-17	Southwestern.....A	33-48	L
F-18	Southwestern.....A	38-49	L
F-23	Miss. State.....A	36-39	L
F-24	Miss. State.....A	27-51	L

SEC TOURNAMENT

M-2	Georgia Tech.....1	42-38	W
M-2	Kentucky.....1	30-49	L

Key to Neutral Sites: 1- Knoxville, Tenn.

CHARLES JASKWHICH 15-43 (1940-42)

1939-40

Record: 9-10, 3-8 SEC
Head Coach: Charles Jaskwhich

D-12	Miss. College.....H	50-26	W
D-13	Millsaps.....H	45-29	W
D-15	Memphis Teachers.....H	40-29	W
J-5	Miss. College.....A	49-43	W
J-6	Millsaps.....H	32-36	L
J-9	Southwestern.....H	56-43	W
J-12	LSU.....H	47-51	L
J-15	Southwestern.....A	49-42	W
J-19	Georgia.....A	41-45	L
J-20	Georgia Tech.....A	39-50	L
J-22	Alabama.....A	40-50	L
F-5	Miss. State.....N	46-50	L
F-6	Miss. State.....A	35-47	L
F-10	LSU.....A	45-33	W
F-12	Tulane.....A	34-36	L
F-13	Tulane.....A	37-30	W
F-17	Miss. State.....H	64-51	W
F-22	Alabama.....H	25-28	L

SEC TOURNAMENT

F-29	Georgia.....1	27-45	L
------	---------------	-------	---

Key to Neutral Sites: 1- Knoxville, Tenn.

1940-41
Record: 2-18, 2-15 SEC
Head Coach: Charles Jaskwich

D-16	Delta State.....A	20-42	L
D-18	Florida.....H	27-35	L
J-7	Miss. State.....H	35-30	W
J-8	Miss. State.....H	23-30	L
J-10	LSU.....H	32-56	L
J-13	Auburn.....H	30-43	L
J-14	Georgia Tech.....A	47-60	L
J-17	Tulane.....H	23-48	L
J-18	Tulane.....H	27-32	L
J-20	Delta State.....H	31-42	L
F-3	LSU.....A	39-67	L
F-7	Vanderbilt.....A	47-80	L
F-8	Tennessee.....A	29-61	L
F-10	Kentucky.....A	41-60	L
F-14	Alabama.....H	40-44	L
F-15	Georgia.....H	46-53	L
F-18	Miss. State.....H	41-40	W
F-19	Miss. State.....A	20-33	L
F-22	Alabama.....A	21-46	L

SEC TOURNAMENT
 F-28 Kentucky.....1 52-62 L
Key to Neutral Sites: 1- Louisville, Ky.

1941-42
Record: 4-15, 3-12 SEC
Head Coach: Charles Jaskwich

D-12	Delta State.....A	29-30	L
D-18	Miss. College.....H	53-40	W
D-19	Auburn.....H	31-34	L
J-9	LSU.....H	35-56	L
J-10	Tennessee.....H	39-42	L
J-14	Alabama.....A	20-49	L
J-17	LSU.....A	51-42	W
J-19	Tulane.....A	21-27	L
J-20	Tulane.....A	30-36	L
F-2	Miss. State.....H	33-31	W
F-4	Miss. State.....H	37-52	L
F-7	Vanderbilt.....H	38-31	W
F-9	Delta State.....H	36-42	L
F-13	Florida.....A	35-46	L
F-16	Georgia.....A	27-36	L
F-18	Alabama.....H	24-44	L
F-22	Miss. State.....A	30-37	L
F-23	Miss. State.....H	34-42	L

SEC TOURNAMENT
 F-27 Kentucky.....1 32-59 L
Key to Neutral Sites: 1- Louisville, Ky.

EDWIN HALE
23-18 (1943, 1945)

1942-43
Record: 8-10, 6-8 SEC
Head Coach: Edwin Hale

D-16	Florida.....H	35-32	W
D-17	Florida.....H	51-44	W
J-8	LSU.....H	34-54	L
J-11	Tulane.....H	38-48	L
J-16	LSU.....A	39-51	L
J-18	Tulane.....A	37-34	W
J-25	Blytheville AAB.....H	66-31	W
J-30	Vanderbilt.....H	49-44	W
F-1	Alabama.....A	40-50	L
F-5	Vanderbilt.....A	30-55	L
F-8	Key Field.....A	65-44	W
F-11	Miss. State.....H	52-51	W
F-12	Miss. State.....H	43-54	L
F-15	Alabama.....H	44-29	W
F-19	Miss. State.....A	39-51	L
F-20	Miss. State.....A	45-46	L
F-22	Millington AAB.....H	45-50	L

SEC TOURNAMENT
 F-26 Georgia.....1 27-36 L
Key to Neutral Sites: 1- Louisville, Ky.

1943-1944
 NO GAMES SCHEDULED

1944-45
Record: 15-8, 3-1 SEC
Head Coach: Edwin Hale

J-6	Southwestern.....H	60-37	W
J-9	Jackson AAB.....H	63-37	W

J-12	Fourth Ferry.....A	24-23	W
J-13	Arkansas State.....A	64-26	W
J-17	Miss. Ord. Plant.....H	27-47	L
J-19	Como POW Camp.....H	58-34	W
J-27	Millsaps.....H	47-46	W
J-30	Como POW Camp.....A	54-38	W
J-31	Fourth Ferry.....A	46-40	W
F-2	Miss. Ord. Plant.....A	42-65	L
F-3	Millsaps.....A	36-39	L
F-8	Columbus AAB.....A	59-55	W
F-9	Miss. State.....A	37-44	L
F-10	Miss. State.....A	61-24	W
F-12	Fourth Ferry.....H	70-48	W
F-15	Miss. State.....H	41-36	W
F-16	Miss. State.....A	43-32	W
F-19	Columbus AAB.....H	51-29	W
F-21	Foster Hospital.....H	33-49	L
F-23	Foster Hospital.....A	47-54	L
F-24	Jackson AAB.....A	38-39	L
F-26	Arkansas State.....H	76-24	W

SEC TOURNAMENT
 M-1 Tennessee.....1 37-59 L
Key to Neutral Sites: 1- Louisville, Ky.

BUSTER POOLE
8-11 (1946)

1945-46
Record: 8-11, 2-8 SEC
Head Coach: Buster Poole

J-7	Southwestern.....H	44-21	W
J-11	Tennessee.....H	42-65	L
J-12	LSU.....H	23-53	L
J-14	Millsaps.....A	58-33	W
J-19	Vanderbilt.....A	31-39	L
J-30	Alabama.....H	34-36	L
F-1	Millsaps.....A	50-42	W
F-2	Miss. College.....A	61-41	W
F-4	LSU.....A	35-60	L
F-7	Miss. College.....H	38-39	L
F-9	Alabama.....A	45-61	L
F-12	Miss. State.....H	58-44	W
F-13	Miss. State.....H	45-40	W
F-16	Southwestern.....A	76-44	W
F-19	Miss. State.....A	43-50	L
F-20	Miss. State.....A	34-54	L
F-22	Memphis Coca-Cola.....A	47-40	W
F-25	Memphis NAS.....H	47-65	L

SEC TOURNAMENT
 M-1 LSU.....1 34-59 L
Key to Neutral Sites: 1- Louisville, Ky.

JIM WHATLEY
26-39 (1947-49)

1946-47
Record: 7-14, 2-11 SEC
Head Coach: Jim Whatley

D-5	Tulane.....H	41-69	L
D-7	Southwestern.....A	74-34	W
D-9	Tupelo Legion.....A	35-40	L
D-13	Auburn.....H	58-38	W
D-17	Southwestern.....H	53-21	W
J-6	Georgia.....H	38-46	L
J-9	Alabama.....1	40-46	L
J-10	LSU.....H	43-54	L
J-13	Arkansas State.....H	29-41	L
J-15	Miss. State.....A	31-53	L
J-20	Chattanooga.....H	64-36	W
J-21	Miss. College.....H	44-22	W
F-1	Tulane.....A	43-50	L
F-3	LSU.....A	43-63	L
F-8	Vanderbilt.....A	41-55	L
F-10	Tennessee.....A	28-61	L
F-11	Chattanooga.....A	56-49	W
F-15	Alabama.....A	30-83	L
F-18	Miss. State.....H	59-49	W
F-21	Alabama.....H	28-33	L

SEC TOURNAMENT
 F-27 LSU.....2 36-61 L
Key to Neutral Sites: 1 - Memphis, Tenn.; 2 - Louisville, Ky.

1947-48
Record: 11-12, 5-9 SEC
Head Coach: Jim Whatley

D-6	Vanderbilt.....H	53-42	W
D-12	Middle Tennessee.....H	65-36	W
D-16	Tupelo Legion.....A	66-56	W
D-19	Vanderbilt.....A	49-71	L
J-6	Southwestern.....H	74-43	W
J-10	Georgia.....A	66-74	L
J-12	Auburn.....A	50-59	L
J-15	Oklahoma A&M.....1	34-52	L
J-23	Tulane.....H	46-52	L
F-2	LSU.....H	49-37	W
F-4	Southwestern.....A	55-49	W
F-6	Miss. State.....A	43-49	L
F-7	Miss. State.....A	42-45	L
F-10	Alabama.....A	36-37	L
F-11	Alabama Teachers.....A	50-48	W
F-14	Arkansas State.....H	67-51	W
F-18	Arkansas State.....A	53-78	L
F-21	Alabama.....H	40-35	W
F-23	LSU (ot).....A	50-52	L
F-24	Tulane.....A	46-73	L
F-27	Miss. State.....H	59-37	W
F-28	Miss. State.....H	63-46	W

SEC TOURNAMENT
 M-5 Tennessee.....2 62-81 L
Key to Neutral Sites: 1- Memphis, Tenn.; 2- Louisville, Ky.

1948-49
Record: 8-13, 4-12 SEC
Head Coach: Jim Whatley

D-11	Miss. College.....A	67-50	W
D-13	Miss. College.....H	81-55	W
D-17	Miss. State.....H	69-61	W
J-4	Southwestern.....H	60-52	W
J-7	Georgia.....H	54-63	L
J-15	Vanderbilt.....H	49-62	L
J-17	Auburn.....H	47-43	W
J-29	Alabama.....H	42-37	W
J-31	LSU.....H	48-58	L
F-3	#1 Kentucky.....1	45-75	L
F-5	Tulane.....H	44-70	L
F-7	Vanderbilt.....A	52-64	L
F-11	#8 Tulane.....A	34-74	L
F-12	LSU.....A	39-49	L
F-16	#1 Kentucky.....A	31-85	L
F-19	Florida.....H	61-63	L
F-23	Southwestern.....A	81-62	W
F-25	Miss. State.....A	52-51	W
F-26	Alabama.....A	57-64	L
F-28	Auburn.....A	61-65	L

SEC TOURNAMENT
 M-4 Tennessee.....2 49-74 L
Key to Neutral Sites: 1 - Memphis, Tenn.; 2 - Louisville, Ky.

B.L. "COUNTRY" GRAHAM
144-168 (1950-62)

1949-50
Record: 8-17, 4-13 SEC
Head Coach: B.L. Graham

D-3	Birmingham So.....H	61-46	W
D-6	Southeastern.....H	85-44	W
D-8	Alabama.....A	38-56	L
D-9	Auburn.....A	60-64	L
D-10	Birmingham So.....A	61-55	W
D-17	Tulane.....A	58-70	L
D-19	LSU.....A	61-74	L
D-21	Miami (Fla.).....A	67-82	L
D-22	Miami (Fla.).....A	43-55	L
D-23	Tampa.....A	77-79	L
J-7	Georgia.....A	52-70	L
J-9	Florida.....A	54-46	W
J-16	Vanderbilt.....H	37-44	L
J-18	Miss. State.....A	60-64	L
J-28	LSU.....H	75-65	W
J-30	Auburn.....H	63-77	L
F-4	#6 Kentucky.....1	55-61	L
F-6	Tulane.....H	66-68	L
F-11	Southwestern.....A	69-53	W
F-15	#5 Kentucky.....A	50-90	L
F-16	#20 Vanderbilt.....A	47-80	L
F-22	Alabama.....H	61-52	W
F-23	Miss. State.....H	62-45	W

F-25	Tennessee.....A	57-79	L
------	-----------------	-------	---

SEC TOURNAMENT
 M-2 Georgia.....2 58-59 L
Key to Neutral Sites: 1- Memphis, Tenn.; 2- Louisville, Ky.

1950-51
Record: 12-12, 5-9 SEC
Head Coach: B.L. Graham

D-4	Miss. College.....H	80-45	W
D-7	Southwestern.....H	89-30	W
D-9	Auburn.....A	65-61	W
D-11	Alabama.....A	67-61	W
D-15	Tulane.....H	62-72	L
D-16	LSU.....H	72-67	W
D-20	Arkansas.....1	35-45	L
D-21	Arkansas.....2	46-41	W
J-6	Georgia.....A	41-59	L
J-10	Florida.....A	58-69	L
J-11	Florida State.....A	58-63	L
J-13	Vanderbilt.....H	63-70	L
J-17	Miss. State.....A	67-71	L
J-27	Georgia Tech.....H	59-73	L
F-3	#1 Kentucky.....A	39-86	L
F-10	Tennessee.....H	65-67	L
F-12	Miss. College.....A	80-50	W
F-14	Florida State.....H	79-75	W
F-17	LSU.....A	69-48	W
F-19	Tulane.....A	50-64	L
F-20	Spring Hill.....3	70-69	W
F-27	Miss. State.....H	95-60	W

SEC TOURNAMENT
 F-28 Alabama.....4 44-42 W
 M-1 LSU.....4 57-62 L
Key to Neutral Sites: 1- Memphis, Tenn.; 2- Little Rock, Ark.; 3- Natchez, Miss.; 4- Louisville, Ky.

1951-52
Record: 15-11, 8-6 SEC
Head Coach: B.L. Graham

D-3	Miss. College.....H	97-59	W
D-7	Arkansas.....1	58-66	L
D-8	Arkansas.....2	66-68	L
D-10	Arkansas State.....H	77-54	W
D-13	Tulane.....H	81-66	W
D-14	LSU.....H	69-81	L
D-17	Alabama.....H	79-80	L
J-1	Arkansas State.....A	64-62	W
J-2	#4 Kentucky.....A	58-116	L
J-5	Birmingham So.....H	92-42	W
J-7	Georgia.....H	103-52	W
J-9	Miss. State.....H	77-62	W
J-12	Tennessee.....A	69-76	L
J-14	Georgia Tech.....A	94-64	W
J-19	Auburn.....H	76-58	W
J-30	LSU.....A	68-65	W
F-2	Florida.....H	56-45	W
F-4	Vanderbilt.....A	51-59	L
F-6	#1 Kentucky.....A	61-81	L
F-9	Miss. College.....A	85-64	W
F-11	Memphis State.....A	42-47	L
F-16	Tulane.....A	74-70	W
F-18	LSU.....A	67-78	L
F-19	Spring Hill.....3	78-64	W
F-26	Miss. State.....A	73-61	W

SEC TOURNAMENT
 M-1 LSU.....4 60-75 L
Key to Neutral Sites: 1- Little Rock, Ark.; 2- Memphis, Tenn.; 3- Natchez, Miss.; 4- Louisville, Ky.

1952-53
Record: 14-11, 5-8 SEC
Head Coach: B.L. Graham

D-1	Miss. College.....H	90-64	W
D-6	East Tenn. State.....H	65-74	L
D-8	Arkansas State.....H	100-80	W
D-13	Union.....H	96-55	W
D-15	Florence State.....A	111-92	W
D-20	Arkansas.....A	72-104	L
D-22	Arkansas State.....A	78-68	W
J-2	Arizona.....N	75-70	W
J-3	Auburn.....N	65-55	W
J-5	Tennessee.....H	71-81	L
J-8	Tulane.....H	77-83	L
J-12	#11 LSU.....H	66-67	L
J-17	Miss. State.....A	60-73	L
J-19	Alabama.....A	54-60	L

RECORDS

J-31	Florence State.....	H	82-48	W
F-2	Georgia.....	A	77-75	W
F-7	Georgia Tech.....	H	78-63	W
F-11	Auburn.....	A	65-72	L
F-12	Birmingham So.....	A	85-71	W
F-16	Vanderbilt.....	H	79-65	W
F-18	Memphis State.....	A	72-62	L
F-21	Tulane.....	A	68-84	L
F-23	#6 LSU.....	A	48-63	L
F-28	Florida.....	A	64-61	W
M-7	Miss. State.....	H	62-46	W

1953-54

Record: 12-12, 7-7 SEC

Head Coach: B.L. Graham

D-3	Southwestern.....	H	92-52	W
D-10	Union.....	A	118-82	W
D-18	Alabama.....	1	68-72	L
D-19	Georgia.....	1	87-73	W
D-28	Oklahoma A&M.....	2	42-59	L
D-30	Furman.....	2	88-78	W
D-31	Tulsa.....	2	60-64	L
J-5	Arkansas.....	3	76-89	L
J-9	Alabama.....	H	62-60	W
J-11	Auburn.....	A	61-66	L
J-16	Georgia Tech.....	A	80-71	W
J-18	Vanderbilt.....	A	78-74	W
J-30	Tulane.....	A	77-84	L
F-1	#14 LSU.....	A	52-53	L
F-6	Miss. State.....	H	63-53	W
F-9	Memphis State.....	A	75-82	L
F-13	#1 Kentucky.....	A	62-88	L
F-15	Tennessee.....	A	92-73	W
F-16	East Tenn. State.....	A	86-69	W
F-20	Georgia.....	H	80-66	W
F-22	Florida.....	H	86-66	W
F-27	Tulane.....	H	57-66	L
M-1	#12 LSU.....	H	53-76	L
M-6	Miss. State.....	A	59-65	L

Key to Neutral Sites: 1- Birmingham, Ala.; 2- Oklahoma City, Okla.; 3- Memphis, Tenn.

1954-55

Record: 8-15, 5-9 SEC

Head Coach: B.L. Graham

D-1	Union.....	H	67-59	W
D-9	East Tenn. State.....	H	62-50	W
D-11	Southwestern.....	1	83-72	W
D-15	St. Louis.....	A	68-82	L
D-17	Arkansas.....	A	64-74	L
D-27	Cincinnati.....	2	70-78	L
D-28	Denver (ot).....	2	81-88	L
D-30	Texas Tech.....	2	60-86	L
J-1	Vanderbilt.....	A	69-94	L
J-8	Alabama.....	A	59-70	L
J-10	Auburn.....	A	81-85	L
J-15	Georgia Tech.....	H	81-66	W
J-17	Vanderbilt.....	H	77-63	W
J-29	Tulane.....	H	82-83	L
J-31	LSU.....	H	89-69	W
F-1	#1 Kentucky.....	A	66-84	L
F-10	Miss. State.....	H	66-58	W
F-14	Tennessee.....	H	78-84	L
F-19	Georgia.....	A	80-86	L
F-21	Florida.....	A	72-78	L
F-26	Tulane.....	A	86-80	W
F-28	LSU.....	A	65-68	L
M-5	Miss. State.....	A	56-60	L

Key to Neutral Sites: 1- Memphis, Tenn.; 2- Owensboro, Ky.

1955-56

Record: 10-13, 4-10 SEC

Head Coach: B.L. Graham

D-1	Howard.....	H	113-62	W
D-10	David Lipscomb.....	H	109-78	W
D-12	Arkansas State.....	H	95-79	W
D-14	Howard.....	A	108-74	W
D-16	Eastern Kentucky.....	1	95-92	W
D-17	Texas.....	1	72-86	L
J-4	Arkansas State.....	A	71-78	L
J-7	#17 Alabama.....	H	65-69	L
J-9	Auburn.....	H	76-69	W
J-14	#4 Vanderbilt.....	A	73-85	L
J-16	Georgia Tech.....	A	58-79	L
J-28	Arkansas.....	2	69-85	L

J-30	Miss. State.....	H	79-100	L
F-4	Tulane.....	A	82-93	L
F-6	LSU.....	A	76-100	L
F-11	#7 Kentucky.....	A	49-88	L
F-13	Tennessee.....	A	63-65	L
F-14	East Tenn. State.....	A	72-69	W
F-18	Georgia.....	H	105-65	W
F-20	Florida.....	H	90-77	W
F-25	Tulane.....	H	81-83	L
F-27	LSU.....	H	81-70	W
M-1	Miss. State.....	A	74-82	L

Key to Neutral Sites: 1- Montgomery, Ala.; 2- Memphis, Tenn.

1956-57

Record: 9-12, 4-10 SEC

Head Coach: B.L. Graham

D-3	SE Louisiana.....	H	75-55	W
D-6	East Tenn. State (ot).....	H	89-88	W
D-8	Vanderbilt.....	A	61-90	L
D-10	Arkansas State.....	H	87-66	W
D-15	Austin Peay.....	H	82-63	W
D-22	Arkansas State (ot).....	A	79-78	W
D-29	Virginia.....	1	81-83	L
J-5	Alabama.....	A	84-93	L
J-7	Auburn.....	A	66-88	L
J-12	#6 Vanderbilt.....	H	68-66	W
J-14	Georgia Tech.....	H	78-82	L
J-19	Miss. State.....	A	72-82	L
F-1	#14 Tulane.....	H	65-66	L
F-2	LSU.....	H	79-73	W
F-8	#3 Kentucky.....	2	69-75	L
F-11	Tennessee.....	H	88-98	L
F-16	Georgia.....	A	99-91	W
F-18	Florida.....	A	81-92	L
F-22	Tulane.....	A	74-102	L
F-23	LSU.....	A	83-76	W
F-28	#20 Miss. State.....	H	73-81	L

Key to Neutral Sites: 1- Owensboro, Ky.; 2- Memphis

1957-58

Record: 12-12, 6-8 SEC

Head Coach: B.L. Graham

D-2	Howard.....	H	97-46	W
D-5	Union.....	H	96-63	W
D-9	Arkansas State.....	H	62-58	W
D-13	Arkansas.....	1	58-61	L
D-16	David Lipscomb.....	H	84-55	W
D-19	Arkansas State.....	A	56-76	L
D-27	#10 Miss. State.....	A	53-66	L
D-28	Alabama.....	2	79-76	W
J-4	Alabama.....	3	44-70	L
J-6	Auburn.....	H	51-71	L
J-11	Vanderbilt.....	A	59-68	L
J-13	Georgia Tech.....	A	67-76	L
J-18	#11 Miss. State.....	H	67-62	W
J-25	Memphis State.....	A	62-85	L
F-1	Tulane.....	A	67-77	L
F-3	LSU.....	A	76-63	W
F-8	#12 Kentucky.....	A	65-96	L
F-10	Tennessee.....	A	63-68	L
F-11	East Tenn. State (2ot).....	A	55-53	W
F-15	Georgia.....	H	81-63	W
F-17	Florida.....	H	67-65	W
F-22	Tulane.....	H	83-68	W
F-24	LSU.....	H	85-75	W
F-27	#16 Miss. State.....	A	60-91	L

Key to Neutral Sites: 1- Little Rock, Ark.; 2- Starkville, Miss.; 3- Memphis, Tenn.

1958-59

Record: 7-17, 1-13 SEC

Head Coach: B.L. Graham

D-1	Troy State.....	H	62-50	W
D-2	SE Louisiana.....	H	87-64	W
D-6	Union.....	A	87-71	W
D-8	Murray State.....	H	67-61	W
D-13	Arkansas (ot).....	1	81-83	L
D-15	SE Missouri State.....	H	81-76	W
D-20	Murray State.....	A	60-80	L
D-29	Florida.....	2	71-47	W
D-30	LSU.....	2	55-69	L
J-3	Alabama.....	A	76-89	L
J-5	#9 Auburn.....	A	47-60	L
J-10	Vanderbilt (ot).....	H	74-79	L
J-12	Georgia Tech.....	H	70-89	L
J-17	#12 Miss. State.....	A	58-87	L

J-24	Memphis State.....	A	63-65	L
F-4	Tulane.....	H	66-78	L
F-2	LSU.....	H	80-69	W
F-7	#1 Kentucky.....	3	72-97	L
F-13	Tennessee.....	H	82-85	L
F-14	Georgia.....	A	69-84	L
F-16	Florida (ot).....	A	97-102	L
F-21	Tulane.....	A	65-81	L
F-23	LSU.....	A	93-99	L
F-28	#5 Miss. State.....	H	16-23	L

Key to Neutral Sites: 1- Memphis, Tenn.; 2- Jacksonville, Fla.; 3- Jackson, Miss.

1959-60

Record: 15-9, 8-6 SEC

Head Coach: B.L. Graham

D-1	Troy State.....	H	79-71	W
D-3	Southwestern.....	H	99-60	W
D-5	Arkansas State.....	A	67-57	W
D-7	Tenn.-Chattanooga.....	H	94-76	W
D-12	Arkansas.....	1	78-63	W
D-14	Arkansas State.....	H	75-58	W
D-21	East Tenn. State.....	A	60-79	L
D-22	Tennessee Tech (ot).....	2	37-36	W
J-2	Alabama.....	H	86-77	W
J-4	Auburn.....	H	64-56	W
J-9	Vanderbilt.....	A	58-66	L
J-11	#6 Georgia Tech.....	A	66-91	L
J-16	Miss. State.....	H	67-60	W
J-23	Memphis State.....	A	57-96	L
J-30	Tulane.....	A	66-64	W
F-1	LSU.....	A	76-61	W
F-6	Kentucky.....	A	43-61	L
F-8	Tennessee.....	A	71-81	L
F-9	Tenn.-Chattanooga.....	A	74-76	L
F-13	Florida.....	H	90-81	W
F-15	Georgia (ot).....	H	65-63	W
F-20	Tulane.....	H	43-59	L
F-22	LSU.....	H	90-70	W
F-27	Miss. State.....	A	54-72	L

Key to Neutral Sites: 1- Little Rock, Ark.; 2- Johnson City, Tenn.

1960-61

Record: 10-14, 5-9 SEC

Head Coach: B.L. Graham

D-1	SE Louisiana.....	H	81-56	W
D-3	Loyola.....	H	79-69	W
D-5	Arkansas State.....	A	53-59	L
D-10	Arkansas.....	A	71-77	L
D-13	Arkansas State.....	H	86-47	W
D-17	Loyola.....	A	60-64	L
D-28	Georgetown.....	1	78-73	W
D-29	Middle Tenn. State.....	1	64-62	W
D-30	South Carolina.....	1	79-85	L
J-7	Alabama.....	A	54-80	L
J-9	#10 Auburn.....	A	40-51	L
J-14	Georgia Tech.....	H	69-67	W
J-16	Vanderbilt.....	H	74-72	W
J-21	Miss. State.....	A	40-63	L
J-28	Memphis State.....	A	61-88	L
F-4	Tulane.....	H	67-90	L
F-6	LSU.....	H	69-75	L
F-11	Kentucky.....	A	60-74	L
F-13	Tennessee.....	H	57-55	W
F-18	Georgia.....	A	69-73	L
F-20	Florida (ot).....	A	77-81	L
F-27	Tulane.....	A	71-87	L
F-29	LSU.....	A	48-46	W
M-4	Miss. State.....	H	74-70	W

Key to Neutral Sites: 1- Shreveport, La.

1961-62

Record: 12-13, 5-9 SEC

Head Coach: B.L. Graham

D-4	SE Louisiana.....	H	83-66	W
D-7	Louisiana Tech.....	H	96-78	W
D-9	Centenary.....	H	87-63	W
D-12	Louisiana College.....	H	92-66	W
D-16	Arkansas.....	1	54-59	L
D-18	Louisiana Tech.....	A	68-64	W
D-20	Houston (2ot).....	A	62-63	L
D-28	Texas.....	2	71-88	L
D-29	Texas Tech.....	A	70-93	L
J-2	Florida State.....	A	68-64	W
J-6	Alabama.....	H	62-68	L
J-8	Auburn.....	H	58-64	L

J-13	Georgia Tech.....	A	60-55	W
J-15	Vanderbilt.....	A	58-80	L
J-20	#10 Miss. State.....	H	57-61	L
J-29	Florence State.....	H	80-70	W
F-3	Tulane.....	A	77-107	L
F-5	LSU.....	A	59-70	L
F-10	#2 Kentucky.....	A	60-83	L
F-12	Tennessee.....	A	98-81	W
F-17	Georgia.....	H	79-75	W
F-19	Florida.....	H	62-63	L
F-24	Tulane.....	H	83-76	W
F-26	LSU.....	H	74-68	W
M-3	#5 Miss. State.....	A	58-63	L

Key to Neutral Sites: 1- Little Rock, Ark.; 2- Lubbock, Texas

EDDIE CRAWFORD 46-97 (1963-68)

1962-63

Record: 7-17, 4-10 SEC

Head Coach: Eddie Crawford

D-3	Arkansas A&M.....	H	74-60	W
D-5	Sewanee.....	H	78-64	W
D-8	Louisiana Tech.....	A	73-81	L
D-10	Centenary.....	A	68-82	L
D-15	Arkansas.....	1	60-90	L
D-17	Louisiana Tech.....	H	64-68	L
D-22	Memphis State.....	A	62-70	L
D-28	Tennessee Tech.....	2	71-81	L
D-29	East Tenn. State.....	2	53-61	L

D-29	ArkansasN	48-82	L
D-30	CentenaryN	65-97	L
J-2	AlabamaH	87-91	L
J-4	AuburnH	53-77	L
J-9	AlabamaA	72-107	L
J-11	AuburnA	52-67	L
J-16	FloridaH	39-60	L
J-23	Miss. StateA	72-101	L
J-25	VanderbiltH	70-84	L
J-30	TulaneH	62-60	W
F-1	LSUH	56-58	L
F-6	KentuckyA	65-102	L
F-8	TennesseeH	50-96	L
F-13	GeorgiaA	68-90	L
F-15	FloridaA	53-85	L
F-20	TulaneA	71-87	L
F-22	LSUA	56-60	L
F-27	Miss. State (ot)H	77-78	L

Key to Neutral Sites: 1- Tupelo, Miss.

1965-66

Record: 5-18, 2-14 SEC

Head Coach: Eddie Crawford

D-2	Arkansas A&MH	72-71	W
D-4	TexasA	71-80	L
D-11	CentenaryH	64-78	L
D-13	Louisiana TechH	84-76	W
D-17	So. MississippiH	94-75	W
D-29	ClemsonH	57-85	L
D-30	FurmanA	64-80	L
J-3	LSUH	81-80	W
J-8	TennesseeA	55-102	L
J-10	#3 VanderbiltA	58-106	L
J-15	FloridaA	49-79	L
J-29	FloridaH	61-96	L
J-31	GeorgiaH	71-91	L
F-5	AuburnH	55-70	L
F-9	AlabamaH	60-79	L
F-12	LSUA	68-90	L
F-14	TulaneA	70-83	L
F-16	Miss. StateA	74-90	L
F-21	#1 KentuckyH	65-108	L
F-23	TulaneH	91-70	W
F-26	AuburnA	74-86	L
F-28	AlabamaA	66-99	L
M-2	Miss. StateH	76-96	L

1966-67

Record: 13-12, 7-11 SEC

Head Coach: Eddie Crawford

D-2	Miss. College1	108-87	W
D-3	Belhaven1	68-60	W
D-5	TexasH	82-80	W
D-7	Arkansas A&MH	96-69	W
D-10	CentenaryA	75-65	W
D-12	Louisiana TechA	84-67	L
D-15	Southern MissA	73-82	L
D-17	AlabamaH	79-58	W
D-19	LSUH	74-67	W
D-31	FloridaA	64-79	L
J-2	GeorgiaA	78-85	L
J-7	AuburnH	56-67	L
J-9	FloridaH	63-78	L
J-14	Vanderbilt (ot)H	70-78	L
J-28	TennesseeA	49-62	L
J-30	KentuckyA	53-96	L
F-1	Miss. StateA	71-70	W
F-4	Tennessee (ot)H	56-53	W
F-6	KentuckyH	70-79	L
F-11	VanderbiltA	67-72	L
F-13	AlabamaA	73-83	L
F-20	AuburnA	67-86	L
F-25	LSUA	89-77	W
F-27	GeorgiaH	75-67	W
M-4	Miss. StateH	58-57	W

Key to Neutral Sites: 1- Jackson, Miss.

1967-68

Record: 7-17, 4-14 SEC

Head Coach: Eddie Crawford

D-1	TexasA	82-95	L
D-6	Arkansas A&MH	99-78	W
D-9	ArkansasA	62-64	L
D-13	FurmanH	68-72	L
D-16	AlabamaA	59-76	L
D-19	LSUA	68-81	L
D-29	Furman1	84-82	W

D-30	Hardin-Simmons1	65-63	W
J-1	GeorgiaH	64-70	L
J-3	FloridaH	68-70	L
J-6	AuburnA	71-90	L
J-8	FloridaA	75-94	L
J-13	#8 VanderbiltA	70-96	L
J-27	#6 TennesseeH	46-88	L
J-29	#9 KentuckyH	76-85	L
J-31	Miss. StateH	63-53	W
F-3	#6 TennesseeA	46-88	L
F-5	#10 KentuckyA	62-78	L
F-10	#9 VanderbiltH	72-90	L
F-12	AlabamaH	77-69	W
F-19	AuburnH	57-56	W
F-24	LSUH	87-85	W
F-26	GeorgiaA	77-111	L
M-2	Miss. StateA	79-88	L

Key to Neutral Sites: 1- Greenville, S.C.

COB JARVIS
87-117 (1969-76)

1968-69

Record: 10-14, 7-11 SEC

Head Coach: Cob Jarvis

D-2	TexasH	63-67	L
D-4	Arkansas A&MA	90-75	W
D-7	Arkansas (ot)H	65-61	W
D-14	AuburnH	64-75	L
D-16	FurmanA	77-72	W
D-27	SMU1	70-94	L
D-28	Minnesota1	58-72	L
J-4	#3 KentuckyH	59-69	L
J-6	TennesseeH	54-59	L
J-10	Miss. StateH	67-60	W
J-13	VanderbiltA	55-62	L
J-25	GeorgiaA	81-84	L
J-27	FloridaA	66-88	L
F-1	LSU (ot)A	84-81	W
F-3	Alabama (ot)H	53-51	W
F-8	#4 KentuckyA	68-104	L
F-10	TennesseeA	45-61	L
F-12	VanderbiltH	75-67	W
F-15	Miss. StateA	60-64	L
F-22	Georgia (ot)H	82-85	L
F-24	FloridaH	79-77	W
M-1	LSUH	78-76	W
M-3	AlabamaA	78-72	W
M-8	AuburnA	70-80	L

Key to Neutral Sites: 1- Dallas, Texas

1969-70

Record: 10-15, 6-12 SEC

Head Coach: Cob Jarvis

D-1	TexasA	84-95	L
D-3	VanderbiltH	75-87	L
D-6	Arkansas A&MH	85-61	W
D-9	NE Louisiana (ot)H	80-85	L
D-13	AuburnA	77-91	L
D-19	SW Louisiana1	89-77	W
D-20	Kentucky Wesleyan1	73-88	L
D-29	Valparaiso (ot)2	80-77	W
D-30	South Alabama2	80-61	W
J-3	#1 KentuckyA	73-95	L
J-5	#6 Tennessee (2ot)A	59-57	W
J-9	Miss. StateA	58-57	W
J-24	GeorgiaH	84-96	L
J-26	FloridaH	79-77	W
J-31	LSUA	86-109	L
F-2	AlabamaA	87-95	L
F-7	#3 KentuckyH	85-120	L
F-9	TennesseeH	60-72	L
F-11	VanderbiltA	83-80	W
F-13	Miss. StateH	57-55	W
F-21	GeorgiaA	79-94	L
F-23	FloridaA	62-63	L
F-28	LSUH	90-103	L
M-2	AlabamaH	93-83	W
M-7	AuburnH	66-67	L

Key to Neutral Sites: 1- Lafayette, La.; 2- Mobile, Ala.

1970-71

Record: 11-15, 6-12 SEC

Head Coach: Cob Jarvis

D-1	NE LouisianaA	112-97	W
D-4	Arkansas A&MA	114-86	W

D-7	TexasH	89-84	W
D-12	AuburnH	108-96	W
D-15	Southern MissH	109-100	W
D-18	Holy Cross1	99-93	W
D-19	Marshall1	98-118	L
D-22	VanderbiltA	112-130	L
D-29	Baylor2	113-132	L
D-30	The Citadel2	90-109	L
J-2	#8 KentuckyH	95-103	L
J-4	#10 TennesseeH	85-98	L
J-8	Miss. StateH	83-74	W
J-23	GeorgiaA	80-88	L
J-25	FloridaA	86-106	L
J-30	LSUA	113-90	W
F-1	AlabamaH	91-101	L
F-6	#8 KentuckyA	86-121	L
F-8	#11 TennesseeA	74-80	L
F-10	VanderbiltH	94-88	W
F-13	Miss. StateA	67-75	L
F-20	GeorgiaH	76-72	W
F-22	FloridaH	68-85	L
F-27	LSUH	62-54	W
M-1	AlabamaA	72-74	L
M-7	AuburnA	85-86	L

Key to Neutral Sites: 1- Huntington, W. Va.; 2- Charleston, S.C.

1971-72

Record: 13-12, 8-10 SEC

Head Coach: Cob Jarvis

D-1	TexasA	79-78	W
D-4	Arkansas A&MA	114-86	W
D-6	NE LouisianaH	84-83	W
D-10	Memphis State1	71-74	L
D-11	Bradley1	71-72	L
D-15	Southern MissA	107-90	W
D-31	MacAlesterH	85-66	W
J-3	AuburnA	69-65	W
J-8	#19 KentuckyA	82-93	L
J-10	TennesseeA	70-73	L
J-15	Miss. StateA	68-66	W
J-26	VanderbiltH	92-65	W
J-29	GeorgiaH	74-80	L
J-31	FloridaH	86-72	W
F-5	LSUA	66-67	L
F-7	AlabamaA	88-93	L
F-12	KentuckyH	82-90	L
F-14	TennesseeH	58-68	L
F-16	VanderbiltA	83-89	L
F-19	Miss. StateH	65-64	W
F-26	GeorgiaA	69-79	L
F-28	FloridaA	87-74	W
M-4	LSUH	101-78	W
M-6	AlabamaH	68-75	L
M-9	AuburnH	89-83	W

Key to Neutral Sites: 1- Nashville, Tenn.

1972-73

Record: 14-12, 8-10 SEC

Head Coach: Cob Jarvis

D-2	TexasH	78-58	W
D-4	Ark.-MonticelloA	92-55	W
D-5	NE LouisianaA	90-78	W
D-11	Southern MissH	88-60	W
D-13	#13 VanderbiltA	57-59	L
D-27	#6 Long Beach State1	68-87	L
D-28	St. Francis1	87-64	W
D-29	Texas A&M1	83-100	L
J-2	AuburnH	58-66	L
J-6	KentuckyH	61-58	W
J-8	TennesseeH	60-52	W
J-13	Miss. StateA	74-61	W
J-17	#18 VanderbiltH	49-59	L
J-27	GeorgiaA	67-71	L
J-29	FloridaA	59-65	L
F-3	LSUH	84-59	W
F-5	#6 AlabamaH	66-62	W
F-10	KentuckyA	70-88	L
F-12	TennesseeA	49-51	L
F-17	Miss. StateH	83-64	W
F-19	CharlestonH	73-47	W
F-24	GeorgiaH	69-62	W
F-26	FloridaH	97-80	W
M-3	LSUA	69-70	L
M-5	AlabamaA	67-92	L
M-8	AuburnA	73-77	L

Key to Neutral Sites: 1- Oklahoma City, Okla.

1973-74

Record: 15-10, 9-9 SEC

Head Coach: Cob Jarvis

D-1	TexasA	75-59	W
D-3	CharlestonH	94-55	W
D-10	ArkansasH	117-66	W
D-12	So. MississippiA	79-75	W
D-22	Eastern IllinoisH	90-77	W
D-28	Louisiana Tech1	105-76	W
D-29	NE Louisiana1	78-86	L
J-5	GeorgiaA	78-70	W
J-7	AuburnH	93-65	W
J-12	TennesseeH	69-57	W
J-14	#12 AlabamaA	71-88	L
J-17	KentuckyA	64-93	L
J-21	FloridaH	83-73	W
J-26	#7 VanderbiltA	56-71	L
J-28	Miss. StateH	72-67	W
F-2	LSUH	77-63	W
F-4	GeorgiaH	59-55	W
F-9	AuburnA	75-85	L
F-11	TennesseeA	57-65	L
F-16	#8 AlabamaH	57-77	L
F-18	KentuckyH	61-60	W
F-23	FloridaA	61-77	L
F-25	#4 VanderbiltH	68-84	L
M-2	Miss.			

RECORDS

F-28	Kentucky.....H	87-94	L
M-1	Vanderbilt.....H	81-72	W
M-6	Florida.....A	94-83	W
M-8	Auburn.....A	88-103	L

Key to Neutral Sites: 1- Jackson, Miss.; 2- Mobile, Ala.

BOB WELTLICH 83-88 (1977-82)

1976-77

Record: 11-16, 5-13 SEC
Head Coach: Bob Weltlich

N-27	TCU.....A	61-70	L
D-1	Missouri Western.....H	84-58	W
D-4	TCU.....H	68-63	W
D-6	South Dakota St.....H	78-70	W
D-8	Tulane.....A	59-64	L
D-17	Marshall.....1	65-63	W
D-18	Toledo.....1	67-64	W
D-21	Memphis State.....A	83-88	L
D-30	Southern Miss.....2	84-75	W
J-3	LSU.....A	68-75	L
J-8	Miss. State.....A	49-85	L
J-10	#4 Alabama.....A	88-101	L
J-15	Georgia.....H	82-62	W
J-17	Tennessee.....H	72-86	L
J-22	Vanderbilt (ot).....A	72-77	L
J-24	#6 Kentucky.....A	73-100	L
J-29	Florida.....H	90-83	W
J-31	Auburn.....H	65-72	L
F-5	Miss. State.....H	82-67	W
F-7	#8 Alabama.....H	68-72	L
F-12	Georgia.....A	76-92	L
F-14	#11 Tennessee.....A	75-87	L
F-19	Vanderbilt.....H	75-66	W
F-21	#2 Kentucky.....H	69-81	L
F-26	Florida.....A	78-84	L
F-28	Auburn.....A	84-97	L
M-5	LSU.....H	90-68	W

Key to Neutral Sites: 1- Toledo, Ohio; 2- Jackson, Miss.

1977-78

Record: 10-17, 5-13 SEC
Head Coach: Bob Weltlich

N-26	#4 Notre Dame.....A	62-111	L
N-30	NC-Charlotte.....H	81-64	W
D-3	Tulane.....H	79-77	W
D-5	Samford.....A	81-68	W
D-10	Jacksonville.....H	90-73	W
D-12	Middle Tenn. State.....H	52-61	L
D-17	Nebraska.....A	70-80	L
D-20	Memphis State.....A	67-70	L
D-27	Southern Miss.....1	64-60	W
J-2	Alabama.....A	62-65	L
J-4	Miss. State.....A	48-73	L
J-7	Tennessee.....H	73-68	W
J-9	Georgia.....H	75-63	W
J-14	Vanderbilt.....A	63-66	L
J-16	#1 Kentucky.....A	56-76	L
J-21	Auburn.....H	84-75	W
J-23	Florida.....H	56-61	L
J-28	LSU.....H	61-74	L
F-4	Tennessee.....A	67-85	L
F-6	Georgia.....A	56-57	L
F-11	Vanderbilt.....H	61-57	W
F-13	#1 Kentucky.....H	52-64	L
F-18	Auburn.....A	67-92	L
F-20	Florida.....A	63-80	L
F-25	LSU.....A	75-94	L
M-4	Alabama.....H	63-66	L
M-6	Miss. State.....H	61-60	W

Key to Neutral Sites: 1- Jackson, Miss.

1978-79

Record: 11-16, 6-12 SEC
Head Coach: Bob Weltlich

N-29	NC-Charlotte.....A	57-68	L
D-4	Bowling Green.....H	100-78	W
D-9	UAB.....H	82-77	W
D-16	Nebraska.....1	70-67	W
D-19	Arkansas.....2	66-67	W
D-22	Loyola-Chicago.....N	83-75	W
D-23	Illinois State.....A	72-76	L
D-26	Memphis State.....3	92-89	W
J-3	Tennessee.....H	67-72	L

J-6	Vanderbilt.....A	70-94	L
J-8	#9 Kentucky.....A	64-90	L
J-11	Miss. State (2ot).....A	92-101	L
J-13	Auburn.....H	77-62	W
J-15	Florida.....H	58-47	W
J-20	#9 LSU (ot).....H	69-70	L
J-24	Georgia.....H	53-59	L
J-27	Tennessee.....A	65-64	W
J-29	Georgia.....A	82-63	W
F-3	#16 Vanderbilt.....H	58-66	L
F-5	Kentucky.....H	82-87	L
F-8	#16 Alabama.....A	73-83	L
F-10	Auburn (2ot).....A	54-56	L
F-12	Florida.....A	67-65	W
F-17	#6 LSU.....A	62-67	L
F-22	Miss. State.....H	64-68	L
F-24	Alabama.....H	89-80	W

SEC TOURNAMENT

F-28	Kentucky.....4	77-82	L
------	----------------	-------	---

Key to Neutral Sites: 1- Biloxi, Miss.; 2- Memphis, Tenn.; 3- Jackson, Miss.; 4- Birmingham, Ala.

1979-80

NATIONAL INVITATION TOURNAMENT

Record: 17-13, 9-9 SEC
Head Coach: Bob Weltlich

N-30	Mercer.....H	63-43	W
D-3	Tennessee Tech.....H	87-67	W
D-5	Auburn.....A	73-76	L
D-8	UAB.....A	67-66	W
D-12	Georgia.....H	62-64	L
D-15	#20 Arkansas.....1	59-67	L
D-19	Southern Miss.....2	68-65	W
D-22	Memphis State.....A	75-80	L
D-28	Michigan.....3	71-66	W
D-29	Virginia Tech.....3	70-66	W
J-2	Tennessee.....H	65-66	L
J-5	Alabama.....A	56-78	L
J-9	#4 Kentucky.....H	73-79	L
J-12	Florida.....H	85-65	W
J-16	Vanderbilt.....A	67-66	W
J-19	Miss. State.....H	75-64	W
J-23	#11 LSU.....A	66-72	L
J-26	Auburn.....H	71-54	W
J-30	Tennessee.....A	66-61	W
F-2	Alabama.....H	71-65	W
F-6	#6 Kentucky.....A	72-86	L
F-9	Florida.....A	57-54	W
F-13	Vanderbilt.....H	89-78	W
F-16	Miss. State.....A	73-66	W
F-21	#5 LSU.....H	74-77	L
F-23	Georgia.....A	65-77	L

SEC TOURNAMENT

F-27	Tennessee.....4	76-74	W
F-29	#2 Kentucky.....4	67-70	L

NATIONAL INVITATION TOURNAMENT

Record: 16-14, 8-10 SEC
Head Coach: Bob Weltlich

N-29	Central Arkansas.....H	82-50	W
D-3	Tennessee Tech.....A	59-56	W
D-6	UAB.....H	83-72	W
D-10	Mercer.....A	70-58	W
D-17	Bowling Green.....A	76-79	L
D-19	Jacksonville.....1	59-50	W
D-20	Dayton.....1	70-72	L
D-23	Georgia.....A	62-70	L
D-30	Memphis State.....H	64-69	L
J-3	Auburn.....H	46-45	W
J-7	#13 Tennessee.....A	68-73	L
J-10	Alabama.....H	48-74	L
J-14	#3 Kentucky.....A	55-64	L
J-17	Florida.....A	71-74	L
J-21	Vanderbilt.....H	46-44	W
J-24	Miss. State (ot).....A	59-52	W
J-28	#4 LSU.....H	59-63	L
J-31	Auburn.....A	61-58	W
F-4	#10 Tennessee.....H	71-52	W
F-7	Alabama.....A	49-51	L

F-11	#11 Kentucky.....H	55-62	L
F-14	Florida.....H	66-52	W
F-18	Vanderbilt.....A	50-52	L
F-21	Miss. State.....H	72-61	W
F-25	#2 LSU.....A	67-74	L
F-28	Georgia.....H	64-62	W

SEC TOURNAMENT

M-4	#10 Tennessee.....2	81-71	W
M-6	Vanderbilt.....2	71-51	W
M-7	Georgia.....2	66-62	W

NCAA TOURNAMENT

M-13	Kansas.....3	66-69	L
------	--------------	-------	---

Key to Neutral Sites: 1- Dayton, Ohio; 2- Birmingham, Ala.; 3- Wichita, Kan.

1981-82

NATIONAL INVITATION TOURNAMENT

Record: 18-12, 11-7 SEC
Head Coach: Bob Weltlich

N-28	Troy State.....H	76-56	W
D-2	Tennessee Tech.....H	58-34	W
D-5	#11 UAB.....A	58-72	L
D-8	Mercer.....H	50-38	W
D-11	Fresno State.....1	44-46	L
D-12	Pacific.....1	72-61	W
D-16	Georgia.....H	56-54	W
D-19	Missouri Western.....H	71-56	W
D-29	Memphis State (ot).....A	55-61	L
J-2	Auburn.....A	71-75	L
J-6	Tennessee.....H	55-62	L
J-9	#16 Alabama.....A	71-75	L
J-13	#6 Kentucky.....H	67-65	W
J-16	Florida.....H	69-67	W
J-20	Vanderbilt.....A	55-65	L
J-23	Miss. State.....H	54-30	W
J-27	LSU.....A	46-53	L
J-30	Auburn.....H	64-57	W
F-3	#16 Tennessee.....A	55-53	W
F-6	#8 Alabama.....H	79-69	W
F-10	#12 Kentucky.....A	49-57	L
F-13	Florida (ot).....A	58-57	W
F-17	Vanderbilt (4ot).....H	51-48	W
F-20	Miss. State.....A	47-33	W
F-24	LSU.....H	74-61	W
F-27	Georgia.....A	58-64	L

SEC TOURNAMENT

M-4	LSU.....2	59-52	W
M-5	#15 Kentucky.....2	58-62	L

NATIONAL INVITATION TOURNAMENT

M-12	Clemson.....A	53-49	W
M-15	Virginia Tech.....H	59-61	L

Key to Neutral Sites: 1- Lafayette, La.; 2- Lexington, Ky.

LEE HUNT

50-66 (1983-86)

1982-83

NATIONAL INVITATION TOURNAMENT

Record: 19-12, 10-8 SEC
Head Coach: Lee Hunt

D-1	Carson-Newman.....H	91-70	W
D-4	East Tenn. State.....A	63-69	L
D-7	UAB.....H	66-54	W
D-10	Fordham.....1	57-47	W
D-11	Long Beach State.....1	54-53	W
D-15	Mercer.....A	48-40	W
D-18	Central Arkansas.....H	67-60	W
D-21	Illinois Wesleyan.....H	77-65	W
D-30	#2 Memphis State.....H	58-63	L
J-3	#3 Kentucky.....A	60-72	L
J-5	Vanderbilt.....A	77-62	W
J-8	#12 Tennessee.....H	56-55	W
J-10	Georgia.....H	53-68	L
J-15	LSU.....H	68-71	L
J-22	Miss. State.....A	67-61	W
J-24	Alabama.....A	64-63	W
J-29	Florida.....H	67-61	W
J-31	Auburn.....H	61-48	W
F-5	Tennessee.....A	53-65	L
F-7	#19 Georgia.....A	76-59	W
F-12	LSU.....A	63-72	L
F-19	Miss. State (ot).....H	69-67	W
F-21	Alabama.....H	56-52	W
F-26	Florida.....A	64-75	L

M-1	Auburn.....A	59-82	L
M-3	#7 Kentucky.....H	58-61	L
M-5	Vanderbilt.....H	62-51	W

SEC TOURNAMENT

M-11	Georgia.....2	55-69	L
------	---------------	-------	---

NATIONAL INVITATION TOURNAMENT

M-17	Alabama State.....H	87-75	W
M-21	South Florida.....H	65-57	W
M-25	DePaul.....A	67-75	L

Key to Neutral Sites: 1- Provo, Utah; 2- Birmingham, Ala.

1983-84

Record: 8-20, 3-15 SEC
Head Coach: Lee Hunt

N-26	David Lipscomb.....H	58-56	W
N-30	East Tenn. St.....H	46-44	W
D-3	SW Louisiana.....H	62-80	L
D-7	New Orleans.....A	73-87	L
D-13	#6 Memphis State.....A	55-73	L
D-19	Mercer.....H	82-64	W
D-21	Missouri-St. Louis.....H	73-56	W
D-30	Georgia Southern.....1	58-60	L
D-31	Rice.....1	70-60	W
J-2	#2 Kentucky.....H	55-68	L
J-4	Vanderbilt.....H	55-76	L
J-8	Tennessee.....A	59-83	L
J-10	#15 Georgia.....A	51-70	L
J-14	#11 LSU.....A	70-93	L
J-21	Miss. State.....H	56-64	L
J-23	Alabama.....H	56-69	L
J-29	Florida.....A	48-78	L
J-31	#19 Auburn.....A	50-60	L
F-4	Tennessee.....H	57-56	W
F-6	Georgia (ot).....H	56-54	W
F-12	#20 LSU.....H	61-65	L
F-18	Miss. State.....A	51-70	L
F-20	Alabama.....A	65-74	L
F-24	Florida.....H	53-59	L
F-27	#19 Auburn.....H	72-71	W
M-1	#3 Kentucky.....A	57-76	L
M-3	Vanderbilt.....A	60-70	L

SEC TOURNAMENT

M-7	Vanderbilt.....2	57-77	L
-----	------------------	-------	---

Key to Neutral Sites: 1- Chattanooga, Tenn.; 2- Nashville, Tenn.

1984-85

Record: 11-17, 5-13 SEC
Head Coach: Lee Hunt

N-27	Tennessee Wesleyan.....H	77-59	W
D-1	MacMurray.....H	88-57	W
D-5	#13 LSU.....A	64-89	L
D-8	Samford.....H	80-66	W
D-11	#5 Memphis State (ot).....H	52-57	L
D-15	New Orleans.....H	55-51	W
D-21	TCU.....1	66-64	W
D-22	Jacksonville.....1	47-71	L
D-29	Missouri-Rolla.....H	86-62	W
J-2	Vanderbilt.....A	61-63	L
J-5	Tennessee.....H	63-70	L
J-9	Kentucky.....H	45-57	L
J-12	Florida.....A	64-82	L
J-17	LSU.....H	68-65	W
J-19	Miss. State.....A	44-61	L
J-24	Auburn.....A	73-93	L
J-26	Georgia.....H	51-81	L
J-30	Alabama.....A	47-54	L
F-4	Vanderbilt.....H	60-55	W
F-6	Tennessee.....A	58-57	W
F-9	Kentucky.....A	52-67	L
F-13	Florida.....H	56-54	W
F-20	Miss. State.....H	53-50	W
F-23	Auburn.....H	57-69	L
F-25	East Tenn. St.....H	64-70	L
F-27	#14 Georgia.....A	66-94	L
M-2	Alabama.....H	49-61	L

D-3	Miss College	H	78-53	W
D-7	Alcorn State	H	76-70	W
D-14	SE Louisiana	H	64-59	W
D-17	#10 Memphis State	A	56-73	L
D-20	Tenn.-Chattanooga	A	78-89	L
D-20	Campbell	A	61-44	W
D-28	North Texas State	H	89-75	W
J-2	Vanderbilt	H	70-81	L
J-4	Tennessee	A	66-74	L
J-8	#11 Kentucky	A	58-75	L
J-11	Florida	H	79-67	W
J-13	#8 LSU	A	68-86	L
J-18	Miss. State	H	57-56	W
J-27	Auburn	H	61-73	L
J-25	Georgia	A	75-91	L
J-29	Alabama	H	62-69	L
F-1	Vanderbilt	A	63-66	L
F-5	Tennessee	H	59-55	W
F-8	#12 Kentucky	H	58-62	L
F-12	Florida	A	57-66	L
F-15	LSU	H	58-57	W
F-19	Miss. State	A	43-48	L
F-22	Auburn	A	73-75	L
F-26	Georgia	H	61-62	L
M-2	Alabama	A	59-74	L

SEC TOURNAMENT

M-5	Tennessee	A	73-56	W
M-6	#3 Kentucky	A	69-95	L

Key to Neutral Sites: 1- Jackson, Miss.; 2- Birmingham, Ala.; 3- Lexington, Ky

ED MURPHY
76-98 (1987-92)

1986-87

NATIONAL INVITATION TOURNAMENT

Record: 15-14, 8-10 SEC
Head Coach: Ed Murphy

N-29	Washington-St. Louis	H	78-55	W
D-3	Arkansas	A	56-70	L
D-6	North Texas State	A	72-69	W
D-9	Jackson State	H	58-36	W
D-13	SE Louisiana	H	88-59	W
D-18	Miss. College	H	63-48	W
D-20	Tulsa	A	68-69	L
D-27	Arizona State	A	76-63	W
D-28	San Diego State	A	88-77	W
J-5	LSU	H	73-63	W
J-7	Vanderbilt	A	59-66	L
J-10	Florida	H	72-80	L
J-14	Miss. State	A	62-63	L
J-17	#15 Alabama	H	62-71	L
J-21	Georgia	H	80-68	W
J-24	#17 Auburn	A	61-85	L
J-28	Kentucky	H	76-65	W
J-31	Tennessee (ot)	A	73-70	W
F-2	Tennessee	H	71-70	W
F-4	LSU (ot)	A	75-82	L
F-9	Vanderbilt	H	77-54	W
F-11	#19 Florida	A	62-85	L
F-14	Miss. State	H	79-65	W
F-18	#12 Alabama	A	69-90	L
F-21	Georgia	A	65-69	L
F-25	Auburn	H	73-67	W
F-28	Kentucky	A	63-64	L

SEC TOURNAMENT

M-6	Georgia	A	63-65	L
-----	---------	---	-------	---

NATIONAL INVITATION TOURNAMENT

M-13	Southern Miss.	A	75-93	L
------	----------------	---	-------	---

Key to Neutral Sites: 1- Memphis, Tenn.; 2- San Diego, Calif.; 3- Atlanta, Ga.

1987-88

Record: 13-16, 6-12 SEC
Head Coach: Ed Murphy

N-27	St. Joseph's	A	59-51	W
N-28	Maryland	H	69-77	L
D-1	Kentucky State	H	81-60	W
D-7	SE Louisiana	A	80-43	W
D-9	Arkansas	A	40-79	L
D-12	Tulsa	H	69-56	W
D-19	Baptist Christian	H	84-55	W
D-28	#6 Temple	A	61-70	L
D-29	New Orleans	A	83-74	W
J-6	Tennessee	A	68-77	L
J-9	LSU (ot)	H	61-69	L

J-13	Vanderbilt	H	57-60	L
J-16	Florida	A	72-77	L
J-20	Miss. State	H	61-52	W
J-23	Alabama	A	66-73	L
J-27	Georgia	A	70-86	L
J-30	Auburn	H	69-66	W
F-3	#10 Kentucky	A	65-94	L
F-6	Tennessee	H	81-73	W
F-10	LSU	A	57-78	L
F-13	#17 Vanderbilt	A	68-93	L
F-17	Florida	A	82-75	W
F-20	Miss. State	A	57-67	L
F-24	Alabama	H	64-47	W
F-27	Georgia	H	75-72	W
M-2	Auburn	A	76-92	L
M-5	#8 Kentucky	H	71-78	L

SEC TOURNAMENT

M-10	Alabama (ot)	A	64-59	W
M-11	#6 Kentucky	A	64-82	L

Key to Neutral Sites: 1- Baltimore, Md.; 2- New Orleans, La.; 3- Baton Rouge, La.

1988-89

NATIONAL INVITATION TOURNAMENT

Record: 15-15, 8-10 SEC
Head Coach: Ed Murphy

N-25	Christian Brothers	A	101-60	W
N-28	Tennessee	H	76-84	L
N-30	Northwestern St.	H	97-81	W
D-3	#7 Illinois	A	79-91	L
D-13	Arkansas	A	68-74	L
D-16	Southern University	A	90-88	W
D-17	Nicholls State	A	74-53	W
D-22	Tulsa	A	68-87	L
D-27	Sam Houston State	H	83-73	W
D-30	SE Louisiana	H	84-54	W
J-5	Florida	H	80-71	W
J-7	Alabama	A	67-79	L
J-11	Vanderbilt (ot)	H	65-72	L
J-18	Auburn	A	65-64	W
J-21	Georgia (ot)	A	74-70	W
J-25	Miss. State	H	75-65	W
J-28	Kentucky	H	70-65	W
F-1	#19 LSU	A	75-105	L
F-5	Florida	A	67-78	L
F-8	Alabama	H	54-55	L
F-11	Vanderbilt	A	69-71	L
F-15	Tennessee	A	71-83	L
F-18	Auburn	H	80-77	W
F-22	Georgia	H	88-79	W
F-25	Miss. State	A	69-74	L
M-1	Kentucky	A	69-70	L
M-4	LSU (ot)	H	113-112	W

SEC TOURNAMENT

M-10	Auburn	A	80-68	W
M-15	#20 Alabama	A	56-64	L

NATIONAL INVITATION TOURNAMENT

M-15	St. John's	A	67-70	L
------	------------	---	-------	---

Key to Neutral Sites: 1- Jackson, Miss.; 2- Memphis, Tenn.; 3- Lafayette, La.; 4- Knoxville, Tenn.

1989-90

Record: 13-17, 8-10 SEC
Head Coach: Ed Murphy

N-24	SW Louisiana	A	83-94	L
N-28	#8 Illinois	H	72-83	L
D-2	NE Louisiana	A	69-79	L
D-5	#10 Arkansas	A	76-90	L
D-8	Metro State	A	81-86	L
D-9	Indiana State	A	70-64	W
D-16	Tennessee	A	67-71	L
D-19	McNeese State	H	75-71	W
D-30	Sam Houston St.	A	96-70	W
J-2	Florida	H	75-60	W
J-6	#22 Alabama	H	48-66	L
J-10	Vanderbilt	A	79-86	L
J-13	Tulsa	H	47-63	L
J-17	Auburn	H	80-72	W
J-20	Georgia	H	84-74	W
J-24	Miss. State (4ot)	A	102-104	L
J-27	Kentucky	A	79-98	L
J-31	#14 LSU	H	77-79	L
F-3	Florida	A	83-63	W
F-7	Alabama	A	64-74	L
F-10	Vanderbilt	H	68-67	W
F-14	Tennessee	H	81-80	W
F-17	Auburn	A	84-95	L

F-21	Georgia	A	83-107	L
F-24	Miss. State	H	75-67	W
F-28	Kentucky	H	88-74	W
M-3	#15 LSU	A	94-103	L

SEC TOURNAMENT

M-8	Tennessee	A	87-86	W
M-9	Vanderbilt	A	65-62	W
M-10	Alabama	A	51-70	L

Key to Neutral Sites: 1- Jackson, Miss.; 2- Pine Bluff, Ark.; 3- Champaign, Ill.; 4- Orlando Fla.

1990-91

Record: 9-19, 3-15 SEC
Head Coach: Ed Murphy

N-28	SE Louisiana	H	74-52	W
N-30	Bethune-Cookman	A	80-56	W
D-1	Hofstra	A	73-78	L
D-3	NE Louisiana	H	67-68	L
D-8	Jackson State	H	99-80	W
D-16	Arkansas State	A	61-73	L
D-18	Austin Peay State	H	83-80	W
D-20	Sam Houston State	H	73-71	W
D-29	McNeese State	A	79-58	W
J-2	Florida	A	49-65	L
J-6	Miss. State (ot)	A	80-84	L
J-9	Auburn	H	60-62	L
J-12	Alabama	H	73-76	L
J-16	#9 Kentucky	H	85-95	L
J-19	#20 LSU	A	71-87	L
J-23	Vanderbilt	A	52-89	L
J-26	Tennessee	H	75-72	W
J-30	Georgia	A	62-117	L
F-2	Florida (2ot)	A	81-91	L
F-6	Alabama	A	74-79	L
F-9	Auburn	A	69-72	L
F-13	#23 Miss. State	H	77-84	L
F-16	#16 Kentucky	A	77-89	L
F-20	#19 LSU	H	78-89	L
F-23	Vanderbilt	H	74-58	W
F-27	Tennessee	A	93-88	W
M-2	Georgia	A	62-72	L

SEC TOURNAMENT

M-7	Tennessee	A	85-94	L
-----	-----------	---	-------	---

Key to Neutral Sites: 1- Deland, Fla.; 2- Memphis, Tenn.; 3- Nashville, Tenn.

1991-92

Record: 11-17, 4-12 SEC
Head Coach: Ed Murphy

N-25	Jackson State	H	69-55	W
N-29	SW Louisiana	A	87-96	L
N-30	Prarie View A&M	A	101-50	W
D-5	McNeese State	H	92-70	W
D-17	Arkansas State	A	62-64	L
D-19	Alcorn State	H	111-67	W
D-27	Pittsburgh	A	65-67	L
D-28	James Madison	A	67-75	L
J-4	Stetson	H	84-64	W
J-6	Oral Roberts	H	86-73	W
J-8	SE Louisiana	A	86-82	W
J-11	Miss. State	A	72-84	L
J-13	Auburn	H	83-96	L
J-18	#12 Arkansas	H	93-114	L
J-22	#15 Alabama	H	78-77	W
J-25	LSU	H	73-83	L
J-29	#14 Kentucky	A	78-96	L
F-1	Vanderbilt	H	84-72	W
F-5	South Carolina	A	76-61	W
F-9	Georgia	A	66-86	L
F-12	Florida (ot)	H	84-86	L
F-19	Tennessee	A	86-98	L
F-22	Miss. State	H	86-78	W
F-25	LSU	A	69-100	L
F-29	Auburn	A	84-110	L
M-4	#20 Alabama	H	83-84	L
M-7	#7 Arkansas	A	83-100	L

SEC TOURNAMENT

M-12	Georgia	A	66-85	L
------	---------	---	-------	---

Key to Neutral Sites: 1- Lafayette, La.; 2- Memphis, Tenn.; 3- New Orleans, La.; 4- Birmingham, Ala.

ROB EVANS
86-81 (1993-98)

Record: 10-18, 4-12 SEC
Head Coach: Rob Evans

D-3	Houston Baptist	H	103-61	W
D-5	Oakland University	H	71-46	W
D-9	McNeese State	A	80-76	W
D-21	SW Louisiana	H	87-103	L
D-28	Southern Illinois	H	78-85	L
J-2	Georgia	H	61-75	L
J-4	Mary State	H	65-75	L
J-6	#13 Arkansas	A	78-90	L
J-9	Rice	H	79-89	L
J-13	South Carolina	A	73-88	L
J-16	Alabama	A	67-80	L
J-20	Miss. State	H	69-53	W
J-23	LSU	H	71-62	W
J-27	Rice	A	67-72	L
J-30	Tennessee	H	62-75	L
F-3	Auburn	H	74-85	L
F-6	Miss. State	A	56-53	W
F-8	SE Louisiana	H	71-61	W
F-10	#11 Vanderbilt	A	59-89	L
F-13	Oral Roberts	H	95-79	W
F-17	Florida	A	47-94	L
F-20	Alabama (ot)	H	83-82	W
F-24	Auburn	A	73-83	L
F-27	#15 Arkansas	H	63-85	L
M-3	#5 Kentucky	H	66-98	L
M-6	LSU	A	56-71	L

SEC TOURNAMENT

M-11	Florida	A	67-62	W
M-12	LSU	A	70-89	L

Key to Neutral Sites: 1- Lexington, Ky

1993-94

Record: 14-13, 7-9 SEC
Head Coach: Rob Evans

N-29	Abilene Christian	H	90-83	W
D-1	Loyola-New Orleans	H	81-49	W
D-4	Lamar	H	98-70	W
D-8	Southern Illinois	A	60-81	L
D-11	McNeese State	H	75-55	W
D-18	Southern Miss.	H	78-74	W
D-22	Murray State	A	68-87	L
D-29	Bradley	A	58-70	L
J-5	#1 Arkansas	A	61-87	L
J-9	Miss. State	H	69-81	L
J-12	#8 Kentucky	A	64-98	L
J-15	Alabama	H	70-54	W
J-17	Oral Roberts	A	88-68	W
J-19	Auburn (2ot)	H	86-85	W
J-22	Georgia	A	85-69	W
J-24	Rollins College	H	67-46	W
J-29	LSU	A	66-90	L
F-5	South Carolina	H	68-62	W
F-9	#20 Florida	A	55-74	L
F-12	Miss. State	A	52-72	L
F-16	Tennessee	A	69-72	L
F-19	#1 Arkansas	A	73-90	L
F-23	Vanderbilt (ot)	H	77-72	W
F-26	Alabama	A	62-83	L

RECORDS

F-11	Oral Roberts.....	H	89-53	W
F-15	LSU.....	H	102-90	W
F-18	#10 Arkansas.....	A	70-85	L
F-22	Tennessee.....	H	61-75	L
F-25	#16 Miss. State.....	H	42-46	L
M-1	#21 Alabama.....	A	50-69	L
M-4	Georgia.....	H	51-79	L

SEC TOURNAMENT

M-9	Florida.....	2	59-63	L
Key to Neutral Sites: 1- Biloxi, Miss.; 2- Atlanta, Ga.				

1995-96

Record: 12-15, 6-10 SEC
Head Coach: Rob Evans

N-27	Davidson (ot).....	H	83-84	L
D-1	Colgate.....	1	51-53	L
D-2	East Tenn. St.....	1	65-50	W
D-9	Lamar.....	A	81-86	L
D-16	Wichita State.....	A	59-72	L
D-19	Southern Miss (2ot).....	H	113-107	W
D-21	Houston.....	A	76-67	W
D-28	Nicholls State.....	H	66-54	W
D-30	Prairie View A&M.....	H	96-51	W
J-3	#14 Georgia.....	A	38-74	L
J-6	#2 Kentucky.....	A	60-90	L
J-10	Arkansas.....	H	62-63	L
J-17	#21 Miss. State.....	A	47-53	L
J-20	Florida.....	H	55-59	L
J-24	#21 Auburn.....	H	82-69	W
J-27	Alabama.....	H	70-63	W
J-31	Tennessee.....	A	52-67	L
F-3	LSU.....	A	66-71	L
F-5	Houston Baptist.....	H	106-63	W
F-10	Vanderbilt.....	H	78-55	W
F-14	Arkansas.....	A	73-79	L
F-17	#25 Miss. State.....	H	71-64	W
F-21	Auburn.....	A	62-69	L
F-24	South Carolina.....	H	75-65	W
F-28	LSU.....	H	75-48	W
M-2	Alabama.....	A	63-67	L

SEC TOURNAMENT

M-7	Florida.....	2	62-75	L
Key to Neutral Sites: 1- Iowa City, Iowa; 2- New Orleans, La.				

1996-97

SEC WESTERN DIVISION CHAMPIONS
NCAA TOURNAMENT
Record: 20-9, 11-5 SEC
Head Coach: Rob Evans

N-23	Portland State.....	H	56-54	W
N-26	Prairie View A&M.....	H	71-43	W
D-2	Davidson.....	A	56-59	L
D-7	Houston.....	H	93-71	W
D-14	Wichita State.....	H	68-65	W
D-17	Stetson.....	H	78-50	W
D-20	Fla. International.....	H	74-64	W
D-27	Appalachian State.....	1	75-63	W
D-28	#14 New Mexico.....	A	64-75	L
D-31	Morgan State.....	H	91-57	W
J-2	#22 Arkansas.....	A	91-74	W
J-5	Georgia.....	H	73-66	W
J-8	Alabama.....	H	46-59	L
J-11	#3 Kentucky.....	H	73-69	W
J-15	Miss. State.....	A	64-75	L
J-18	Vanderbilt.....	A	64-67	L
J-22	Tennessee.....	H	70-48	W
J-25	South Carolina.....	A	63-86	L
J-29	Arkansas.....	H	71-52	W
F-1	Auburn.....	H	57-46	W
F-5	LSU.....	A	79-73	W
F-12	Alabama.....	A	54-57	L
F-19	Miss. State.....	H	84-61	W
F-23	Florida.....	A	67-65	W
F-26	LSU.....	H	74-68	W
M-1	Auburn.....	A	71-63	W

SEC TOURNAMENT

M-7	Vanderbilt.....	2	64-62	W
M-8	#6 Kentucky.....	2	70-88	L

NCAA TOURNAMENT

M-14	Temple.....	3	40-62	L
------	-------------	---	-------	---

Key to Neutral Sites: 1- Albuquerque, N.M.; 2- Memphis, Tenn.; 3- Kansas City, Mo.

1997-98

SEC WESTERN DIVISION CHAMPIONS
NCAA TOURNAMENT
Record: 22-7, 12-4 SEC
Head Coach: Rob Evans

N-19	La. Tech.....	H	88-56	W
N-22	#18 Temple.....	H	87-74	W
N-24	Ark.-Pine Bluff.....	H	81-36	W
D-5	Long Island.....	1	102-99	W
D-6	Ball State.....	1	66-70	L
D-13	Wichita State.....	A	71-48	W
D-17	Belmont.....	H	100-59	W
D-20	Prairie View A&M.....	H	106-59	W
D-22	Louisville.....	A	74-70	W
D-30	Northwestern St.....	H	99-52	W
J-3	#11 South Carolina.....	H	73-54	W
J-7	Florida.....	H	90-79	W
J-10	Alabama.....	A	74-63	W
J-17	Tennessee.....	A	67-77	L
J-21	LSU.....	H	80-58	W
J-24	Miss. State (2ot).....	H	81-77	W
J-28	Georgia.....	A	68-70	L
J-31	Auburn.....	A	67-68	L
F-5	#14 Arkansas.....	A	87-100	L
F-7	Alabama.....	H	75-74	W
F-11	Vanderbilt.....	H	87-76	W
F-14	#7 Kentucky.....	A	73-64	W
F-18	LSU.....	A	83-57	W
F-21	Miss. State.....	A	82-78	W
F-25	#12 Arkansas.....	H	81-65	W
F-28	Auburn.....	H	74-67	W

SEC TOURNAMENT

M-6	Georgia.....	2	72-67	W
M-7	#15 South Carolina.....	2	77-87	L

NCAA TOURNAMENT

M-13	Valparaiso.....	3	69-70	L
------	-----------------	---	-------	---

Key to Neutral Sites: 1- Muncie, Ind.; 2- Atlanta, Ga.; 3- Oklahoma City, Okla.

ROD BARNES

141-109 (1999-2006)

1998-99

NCAA TOURNAMENT
Record: 20-13, 8-8 SEC
Head Coach: Rod Barnes

N-13	Alabama State.....	H	87-45	W
N-16	Belmont.....	H	91-42	W
N-18	#7 Temple.....	A	52-68	L
N-23	Alabama A&M.....	H	89-45	W
N-28	Austin Peay State.....	H	105-62	W
D-2	Northeast Louisiana.....	H	95-62	W
D-5	Louisville.....	H	88-69	W
D-7	West Alabama.....	H	101-68	W
D-12	Memphis (ot).....	1	72-78	L
D-21	St. Joseph's.....	1	66-61	W
D-22	#23 Oklahoma.....	1	75-72	W
D-23	Ohio State.....	1	62-67	L
D-29	Prairie View A&M.....	H	111-50	W
J-2	Vanderbilt.....	A	64-79	L
J-6	Alabama.....	H	78-60	W
J-9	#18 Arkansas.....	A	76-65	W
J-13	#8 Auburn.....	H	59-74	L
J-16	#6 Kentucky.....	H	57-63	L
J-20	Miss. State.....	H	81-68	W
J-23	Georgia.....	H	85-76	W
J-27	South Carolina.....	A	66-67	L
J-30	#21 Arkansas.....	H	89-81	W
F-3	LSU.....	A	82-66	W
F-6	Florida.....	A	79-68	W
F-9	#3 Auburn.....	A	66-95	L
F-17	Tennessee.....	H	67-69	L
F-20	Miss. State.....	A	69-72	L
F-24	Alabama.....	A	74-78	L
F-27	LSU.....	H	79-57	W

SEC TOURNAMENT

M-4	South Carolina.....	2	64-60	W
M-5	#14 Kentucky.....	2	73-83	L

NCAA TOURNAMENT

M-12	Villanova.....	3	72-70	W
M-14	#2 Michigan State.....	3	66-74	L

Key to Neutral Sites: 1- San Juan, Puerto Rico; 2- Atlanta, Ga.; 3- Milwaukee, Wis.

1999-2000

NATIONAL INVITATION TOURNAMENT
Record: 19-14, 5-11 SEC
Head Coach: Rod Barnes

N-19	Jacksonville State.....	H	74-59	W
N-23	McNeese State.....	H	86-59	W
N-26	Furman.....	1	75-61	W
N-27	Oregon State.....	1	77-58	W
N-28	Wisconsin-Green Bay.....	1	57-53	W
D-1	Alabama State.....	A	77-65	W
D-4	Oklahoma.....	A	73-81	L
D-7	Va. Commonwealth.....	H	75-62	W
D-11	Memphis.....	H	74-64	W
D-15	Southeastern La.....	H	77-46	W
D-19	Louisiana-Monroe.....	H	76-60	W
D-29	Prairie View A&M.....	H	98-74	W
J-2	Birmingham-So.....	H	89-48	W
J-5	Arkansas.....	A	64-71	L
J-8	#6 Florida.....	H	71-75	L
J-12	Miss. State.....	H	59-61	L
J-15	#12 Tennessee.....	A	60-98	L
J-19	#18 Kentucky.....	A	69-74	L
J-22	#4 Auburn (ot).....	H	79-77	W
J-29	Alabama.....	A	67-96	L
F-2	Arkansas.....	H	87-82	W
F-9	South Carolina.....	H	83-75	W
F-12	Georgia.....	A	65-71	L
F-16	#16 LSU.....	H	53-97	L
F-19	#12 Auburn.....	H	72-75	L
F-23	Miss. State.....	A	67-80	L
F-26	#24 Vanderbilt.....	H	75-67	W
M-1	Alabama.....	H	63-59	W
M-4	#12 LSU.....	A	60-64	L

SEC TOURNAMENT

M-9	#11 Florida.....	2	67-89	L
-----	------------------	---	-------	---

NATIONAL INVITATION TOURNAMENT

M-15	UNC Charlotte.....	H	62-45	W
M-21	Southwest Mo. St.....	H	70-48	W
M-23	N.C. State.....	A	54-77	L

Key to Neutral Sites: 1- Greenville, S.C.; 2- Atlanta, Ga.

2000-01

SEC WESTERN DIVISION CHAMPIONS
NCAA TOURNAMENT SWEET SIXTEEN
Record: 27-8, 11-5 SEC
Head Coach: Rod Barnes

N-18	Arkansas-Pine Bluff.....	H	98-47	W
N-22	Sam Houston State.....	H	71-65	W
N-25	Va. Commonwealth (ot).....	A	88-84	W
N-28	Louisiana-Monroe.....	H	76-62	W
D-2	#14 Oklahoma.....	H	60-55	W
D-5	Kansas State.....	H	60-46	W
D-9	Memphis.....	A	64-56	W
D-13	SE Louisiana.....	H	58-46	W
D-18	Troy State.....	H	92-65	W
D-21	Southern Illinois.....	1	70-66	W
D-22	#13 Southern Cal (ot).....	1	84-83	W
D-23	Iowa State.....	1	68-73	L
D-30	Morris Brown.....	H	94-59	W
J-6	Vanderbilt.....	A	81-68	W
J-10	Arkansas.....	A	53-48	W
J-13	Georgia.....	H	66-70	L
J-17	#15 Alabama.....	A	63-82	L
J-20	Kentucky.....	H	65-55	W
J-27	Miss. State.....	A	69-79	L
J-31	Arkansas.....	H	84-73	W
F-3	Auburn.....	A	74-70	W
F-7	LSU.....	H	50-33	W
F-10	#10 Tennessee.....	H	87-71	W
F-14	Miss. State.....	H	51-48	W
F-17	South Carolina.....	A	67-61	W
F-21	Florida.....	A	55-75	L
F-24	Auburn.....	H	64-62	W
F-28	LSU (ot).....	A	77-78	L
M-3	#20 Alabama.....	H	105-71	W

SEC TOURNAMENT

M-9	Tennessee.....	2	86-73	W
M-10	#5 Florida.....	2	74-69	W
M-11	#15 Kentucky.....	2	55-77	L

NCAA TOURNAMENT

M-16	Iona.....	3	72-70	W
M-18	#19 Notre Dame.....	3	59-56	W
M-23	#5 Arizona.....	4	56-66	L

Key to Neutral Sites: 1- Laie, Hawaii; 2- Nashville, Tenn.; 3- Kansas City, Mo.; 4- San Antonio, Texas

2001-02

NCAA TOURNAMENT
Record: 20-11, 9-7 SEC
Head Coach: Rod Barnes

N-15	Bowling Green (ot).....	1	78-82	L
N-17	Alaska Fairbanks.....	1	75-58	W
N-18	Wichita State.....	1	80-68	W
N-24	Kansas State.....	A	67-65	W
N-28	Morris Brown.....	H	92-45	W
D-1	George Mason.....	H	70-71	L
D-3	Louisiana-Monroe.....	H	78-43	W
D-7	#22 Memphis.....	H	71-67	W
D-16	Tennessee-Martin.....	2	83-72	W
D-21	IUPUI.....	3	77-70	W
D-22	UTEP.....	3	68-58	W
D-29	Arkansas-Pine Bluff.....	H	95-53	W
J-2	Lipscomb.....	H	75-49	W
J-6	Tennessee.....	A	76-82	L
J-9	Auburn.....	H	69-65	W
J-12	#22 Mississippi State.....	H	66-59	W
J-15	#12 Kentucky.....	A	64-87	L
J-19	Arkansas.....	A	70-64	W
J-23	Louisiana State.....	H	70-55	W
J-26	South Carolina.....	H	71-53	W
J-30	Vanderbilt.....	H	73-61	W
F-2	#16 Georgia.....	A	72-79	L
F-6	#5 Alabama.....	A	59-79	L
F-9	Arkansas.....	H	79-67	W
F-13	Auburn.....	A	62-65	L
F-16	#6 Florida.....	H	68-51	W
F-23	Miss. State.....	A	59-61	L
F-27	Louisiana State.....	A	56-59	L
M-3	#6 Alabama.....	H	84-56	W

SEC TOURNAMENT

M-7	South Carolina.....	4	67-69	L
-----	---------------------	---	-------	---

NCAA TOURNAMENT

M-15	UCLA.....	5	58-80	L
------	-----------	---	-------	---

Key to Neutral Sites: 1- Fairbanks, Alaska; 2- Southaven, Miss.; 3- El Paso, Texas; 4- Atlanta, Ga.; 5- Pittsburgh, Pa.

2002-03

SEC WESTERN DIVISION CHAMPIONS
NCAA TOURNAMENT SWEET SIXTEEN
Record: 14-15, 4-12 SEC
Head Coach: Rod Barnes

N-24	East Carolina.....	A	58-65	L
N-27	Alabama State.....	H	74-58	W
N-30	George Mason.....	A	56-49	W
D-4	Austin Peay.....	H	74-46	W
D-14	VCU.....	H	82-68	W
D-17	Louisiana-Monroe.....	H	80-57	W
D-19	Memphis.....	A	51-58	L
D-21	Nicholls State.....	H	63-52	W
D-23	Evansville.....	H	87-69	W
D-28	Arkansas-Pine Bluff.....	H	71-38	W
D-31	Samford.....	H	57-49	W
J-8	South Carolina.....	A	49-55	L
J-11	Tennessee.....	H	64-66	L
J-18	#23 LSU.....	A	67-57	W
J-21	#15 Alabama.....	H	76-57	W
J-25	Arkansas.....	H	73-54	W
J-29	#21 Miss. State.....	H	57-58	L
F-1	Vanderbilt.....	A	68-76	L
F-5	Auburn.....	A	71-77	L

D-28	Nicholls State.....H	79-46	W
D-30	Alabama State.....H	68-44	W
J-3	East Carolina.....H	65-49	W
J-7	#22 Miss. State.....H	54-61	L
J-10	Auburn.....A	53-80	L
J-17	Arkansas.....A	78-86	L
J-21	LSU.....H	53-49	W
J-24	Alabama.....H	71-60	W
J-28	#5 Kentucky.....A	61-71	L
J-31	#24 South Carolina.....H	79-68	W
F-4	Georgia.....A	51-64	L
F-7	#7 Miss. State.....A	56-80	L
F-14	Auburn.....H	72-68	W
F-18	Tennessee.....A	66-83	L
F-21	Florida.....H	66-81	L
F-25	Vanderbilt.....H	65-77	L
F-28	Alabama.....A	69-84	L
M-3	LSU.....A	45-58	L
M-6	Arkansas.....H	55-45	W
SEC TOURNAMENT			
M-11	Vanderbilt.....1	50-70	L

Key to Neutral Sites: 1- Atlanta, Ga.

2004-05

Record: 14-17, 4-12 SEC
Head Coach: Rod Barnes

N-14	South Carolina State.....1	64-52	W
N-15	Air Force.....1	36-60	L
N-16	Illinois State.....1	52-70	L
N-19	Tennessee Tech.....H	91-68	W
D-1	Arkansas State.....A	68-70	L
D-4	Florida State.....H	64-69	L
D-11	Memphis.....A	65-53	W
D-13	Nicholls State.....H	87-55	W
D-15	Troy.....H	81-49	W
D-18	Louisiana-Monroe.....H	84-58	W
D-21	Tennessee-Martin.....2/H	92-64	W
D-29	VCU.....A	63-62	W
D-31	SE Louisiana.....H	64-48	W
J-5	Arkansas.....A	46-69	L
J-8	#18 Miss. State.....H	76-87	L
J-12	Georgia.....H	59-54	W
J-15	Auburn.....A	79-72	W
J-19	#8 Kentucky.....H	50-53	L
J-22	#22 Alabama.....H	58-66	L
J-26	LSU.....A	60-70	L
J-29	Vanderbilt.....A	51-73	L
F-2	Auburn.....H	70-55	W
F-5	Arkansas.....H	65-66	L
F-12	#17 Alabama.....A	45-71	L
F-16	Florida.....A	53-90	L
F-19	Tennessee.....H	60-58	W
F-26	Miss. State.....A	68-71	L
M-2	LSU.....H	53-58	L
M-6	South Carolina (ot).....A	70-76	L
SEC TOURNAMENT			
M-10	South Carolina.....3	53-52	W
M-11	#20 Alabama.....3	52-69	L

Key to Neutral Sites: 1- Milwaukee, Wisc.; 2- Tupelo, Miss.; 3- Atlanta, Ga.

2005-06

Record: 14-16, 4-12 SEC
Head Coach: Rod Barnes

N-18	Southern Utah.....1	69-62	W
N-19	New Mexico.....A	42-95	L
N-20	South Carolina State.....1	71-47	W
N-26	Centenary.....H	107-67	W
N-29	Louisiana-Monroe.....H	59-43	W
D-10	UIC (ot).....A	75-87	L
D-13	Saint Louis.....H	77-64	W
D-15	Nicholls State.....H	69-43	W
D-17	#5 Memphis.....H	49-72	L
D-19	Arkansas State.....H	85-78	W
D-21	SE Louisiana.....H	68-62	W
D-30	Alcorn State.....A	82-69	W
J-3	Western Carolina.....H	65-59	W
J-7	Alabama.....A	71-61	W
J-11	South Carolina.....H	68-63	W
J-14	Miss. State.....H	75-65	W
J-21	Georgia.....A	65-72	L
J-25	Arkansas.....A	58-71	L
J-28	LSU.....H	73-79	L
J-31	#8 Florida.....H	58-69	L
F-4	#13 Tennessee.....A	72-86	L
F-8	Auburn.....A	50-58	L
F-11	Alabama.....H	50-64	L

F-15	Arkansas.....H	73-70	W
F-18	Miss. State.....A	55-84	L
F-22	Kentucky.....A	40-80	L
F-25	Auburn.....H	54-58	L
M-1	Vanderbilt.....H	62-77	L
M-4	#21 LSU.....A	52-55	L
SEC TOURNAMENT			
M-9	Kentucky.....2	57-71	L

Key to Neutral Sites: 1- Albuquerque, N.M.; 2- Nashville, Tenn.

ANDY KENNEDY
245-156 (2007-18)

2006-07
SEC WESTERN DIVISION CHAMPIONS
NATIONAL INVITATION TOURNAMENT

Record: 21-13, 8-8 SEC
Head Coach: Andy Kennedy

N-10	Miss. Valley State.....H	72-49	W
N-14	Louisiana-Lafayette.....H	69-54	W
N-17	Fairfield.....1	70-67	W
N-18	Central Arkansas.....1	75-61	W
N-19	#21 Connecticut.....A	59-77	L
N-22	Tennessee Tech.....H	86-77	W
N-24	Nicholls.....H	100-80	W
N-30	New Orleans.....H	85-77	W
D-9	#16 Memphis.....A	70-82	L
D-12	Louisiana-Monroe.....H	87-53	W
D-16	South Alabama.....A	82-72	W
D-19	UIC.....H	77-64	W
D-22	Alabama A&M.....H	81-57	W
D-30	Saint Louis.....A	56-59	L
J-6	Kentucky.....H	58-68	L
J-10	Mississippi State.....A	67-77	L
J-13	Arkansas.....H	74-72	W
J-17	#16 LSU.....A	55-62	L
J-20	#1 Florida.....A	70-79	L
J-24	Tennessee.....H	83-69	W
J-27	Vanderbilt.....A	80-85	L
J-30	Mississippi State.....H	85-73	W
F-3	Auburn.....A	82-59	W
F-10	#18 Alabama.....H	75-69	W
F-14	LSU.....H	71-70	W
F-17	Arkansas.....A	66-83	L
F-21	Georgia.....H	67-49	W
F-24	South Carolina.....A	63-76	L
F-28	Alabama.....A	58-69	L
M-3	Auburn.....H	83-79	W
SEC TOURNAMENT			
M-9	LSU.....2	80-60	W
M-10	#6 Florida.....2	59-80	L
NATIONAL INVITATION TOURNAMENT			
M-14	Appalachian State.....H	73-59	W
M-19	Clemson.....A	68-89	L

Key to Neutral Sites: 1- Hartford, Ct.; 2- Atlanta

2007-08

Record: 24-11, 7-9 SEC
Head Coach: Andy Kennedy

N-10	Miss. Valley State.....H	97-63	W
N-13	South Alabama.....H	81-78	W
N-16	Lamar.....H	108-70	W
N-24	Louisiana-Monroe.....H	94-70	W
N-27	Troy.....H	102-76	W
D-1	New Mexico.....H	85-77	W
D-8	UCF.....A	76-67	W
D-13	Winthrop.....1	76-71	W
D-20	DePaul.....2	69-63	W
D-21	La Salle.....2	84-77	W
D-22	#15 Clemson.....2	85-82	W
D-28	Southern Miss.....3	78-58	W
J-2	Alabama A&M.....H	86-50	W
J-9	#8 Tennessee.....A	83-85	L
J-12	LSU.....H	74-71	W
J-16	Florida.....H	89-87	W
J-19	Auburn.....A	77-80	L
J-26	Mississippi State.....A	68-88	L
J-30	#19 Vanderbilt.....H	74-58	W
F-2	South Carolina.....H	77-80	L
F-9	Arkansas.....A	69-75	W
F-11	Presbyterian.....H	66-55	W
F-13	Alabama.....A	67-76	L

F-16	Auburn.....H	78-90	L
F-20	Mississippi State.....H	74-63	W
F-23	LSU.....H	49-69	L
F-27	Kentucky.....A	54-58	L
M-1	Alabama.....H	91-88	W
M-4	Arkansas.....H	81-72	W
M-8	Georgia.....A	76-62	W
SEC TOURNAMENT			
M-13	Georgia (ot).....4	95-97	L
NATIONAL INVITATION TOURNAMENT			
M-19	UC Santa Barbara.....H	83-68	W
M-24	Nebraska (ot).....H	85-75	W
M-26	Virginia Tech.....A	81-72	W
4-1	Ohio State.....5	69-81	L

Key to Neutral Sites: 1- Jackson, Miss.; 2- San Juan, Puerto Rico; 3- Southaven, Miss.; 4- Atlanta, Ga.; 5- New York, N.Y.

2008-09

Record: 16-15, 7-9 SEC
Head Coach: Andy Kennedy

N-14	Arkansas State.....H	65-52	W
N-18	South Alabama.....H	89-71	W
N-21	Utah.....1	72-83	L
N-23	Marshall.....1	82-78	W
N-26	UCF.....H	78-46	W
N-29	Morgan State.....H	78-70	W
D-3	West Virginia.....H	78-80	L
D-6	New Orleans.....A	78-65	W
D-13	New Mexico.....A	70-103	L
D-15	Alabama State.....H	85-81	W
D-18	#9 Louisville.....2	68-77	L
D-22	Florida A&M.....H	86-63	W
D-30	Southern Miss.....3	59-78	L
J-3	Nicholls.....H	53-41	W
J-10	Florida.....A	68-78	L
J-14	Arkansas.....H	74-65	W
J-17	LSU.....H	51-83	L
J-21	Alabama.....A	73-76	L
J-24	South Carolina.....A	71-82	L
J-27	#24 Kentucky.....H	85-80	W
J-31	Mississippi State.....A	67-63	W
F-4	Auburn.....H	78-59	W
F-7	Vanderbilt.....A	61-71	L
F-14	LSU.....A	66-73	L
F-18	Tennessee.....H	81-65	W
F-21	Georgia.....H	69-47	W
F-25	Auburn.....A	64-77	L
F-28	Alabama.....H	69-90	L
M-4	Arkansas (ot).....A	98-91	W
M-7	Mississippi State.....H	80-82	L
SEC TOURNAMENT			
M-12	Kentucky.....4	58-71	L

Key to Neutral Sites: 1- Daytona Beach, Fla.; 2- Cincinnati, Ohio; 3- Biloxi, Miss.; 4- Tampa, Fla.

2009-10

Record: 24-11, 9-7 SEC
Head Coach: Andy Kennedy

N-13	UALR.....H	92-64	W
N-16	Alabama State.....H	90-53	W
N-19	Indiana.....1	89-71	W
N-20	Kansas State.....1	86-74	W
N-22	#5 Villanova.....1	67-79	L
N-29	Tex. A&M-Corpus Christi.....H	73-58	W
D-5	Arkansas State.....A	79-57	W
D-5	Southern Miss.....H	81-79	W
D-12	McNeese State.....H	83-67	W
D-16	UTEP (ot).....2	91-81	W
D-19	Centenary.....H	108-64	W
D-23	#6 West Virginia.....A	66-76	L
D-29	Jacksonville State.....H	90-75	W
J-5	UCF.....H	84-56	W
J-9	Mississippi State.....H	75-80	L
J-13	Georgia.....A	80-76	W
J-16	#9 Tennessee (ot).....A	69-71	L
J-20	South Carolina.....H	66-57	W
J-23	LSU.....A	73-63	W
J-28	Auburn.....A	84-74	W
J-31	Arkansas.....H	73-80	L
F-2	#3 Kentucky.....A	75-85	L
F-6	Alabama.....H	74-67	W
F-11	Mississippi State.....A	63-71	L
F-18	#17 Vanderbilt.....H	78-82	L

F-20	Florida.....H	61-64	L
F-24	Auburn.....H	85-75	W
F-27	Alabama.....A	76-73	W
M-4	LSU.....H	72-59	W
M-6	Arkansas.....A	68-66	W

SEC TOURNAMENT

M-12	#13 Tennessee.....3	65-76	L
------	---------------------	-------	---

NATIONAL INVITATION TOURNAMENT

M-17	Troy.....H	84-65	W
M-19	Memphis.....H	90-81	W
M-23	Texas Tech (2ot).....H	90-87	W
M-30	Dayton.....4	63-68	L

Key to Neutral Sites: 1- San Juan, Puerto Rico; 2- Southaven, Miss.; 3- Nashville, Tenn.; 4- New York, N.Y.

2010-11

Record: 20-14, 7-9 SEC
Head Coach: Andy Kennedy

N-12	Arkansas State.....H	68-60	W
N-17	Murray State.....H	77-61	W
N-20	Dayton (ot).....H	71-78	L
N-26	Penn State.....H	84-71	W
N-30	Miami (Fla.).....A	73-86	L
D-4	Southern Miss.....H	86-81	W
D-11	UALR.....A	84-70	W
D-13	Mississippi Valley St.....H	101-69	W
D-18	ETSU.....H	71-50	W
D-22	Texas State.....1	83-72	W
D-23	Colorado State.....1	61-68	L
D-24	Saint Louis.....1	69-61	W
D-30	Alcorn State.....H	100-62	W
J-2	Southeastern La.....H	68-59	W
J-5	SMU.....A	75-57	W
J-8	Florida.....A	71-77	L
J-13	Mississippi State.....H	64-69	L
J-15	#24 Georgia.....H	76-98	L
J-19	Vanderbilt.....A	74-84	L
J-22	LSU.....A	78-51	W
J-29	Tennessee.....H	57-74	L
F-1	#10 Kentucky.....H	71-69	W
F-5	Arkansas.....A	69-60	W
F-9	LSU.....H	66-60	W
F-12	Alabama.....A	64-74	L
F-16	Auburn.....H	90-59	W
F-19	Mississippi State.....A	58-71	L
F-22	South Carolina.....A	73-79	L
F-26	Alabama.....H	68-63	W
M-2	Auburn.....A	73-76	L
M-5	Arkansas.....H	84-74	W

Key to Neutral Sites: 1- Daytona Beach, Fla.; 2- Cincinnati, Ohio; 3- Biloxi, Miss.; 4- Tampa, Fla.

2011-12

Record: 20-14, 8-8 SEC
Head Coach: Andy Kennedy

N-11	Louisiana-Monroe.....H	60-38	W
N-14	Grambling.....H	69-39	W
N-18	Drake.....1	63-59	W
N-20	#19 Marquette.....1	66-96	L
N-21	TCU.....1	80-69	W
N-25	Miami (Fla.) (ot).....H	64-61	W
D-1	DePaul.....A	70-68	W
D-4	Penn State.....A	72-70	W
D-10	Mississippi Valley State.....H	80-56	W
D-14	Louisiana-Lafayette.....H	66-54	W
D-17	Southern Miss.....A	82-86	L
D-21	Middle Tennessee.....2	56-68	L
D-30	Dayton.....A	50-62	L
J-3	SMU.....H	50-48	W
J-7	LSU.....A	55-81	L
J-11	Arkansas.....H	71-63	W
J-14	Auburn (2ot).....A	68-69	L
J-18	#15 Mississippi State.....H	75-68	W
J-21	Georgia.....A	66-63	W
J-26	#13 Florida.....H	60-64	L
J-28	South Carolina.....H	66-62	W
F-4	Alabama (2ot).....A	67-69	L

RECORDS

F-9	#18 Mississippi State	A	60-70	L
F-11	Auburn	H	61-54	W
F-16	Vanderbilt	H	76-102	L
F-18	#1 Kentucky	A	62-77	L
F-22	Tennessee	A	60-73	L
F-25	LSU	H	72-48	W
F-28	Arkansas	A	77-75	W
M-3	Alabama	H	60-51	W

SEC TOURNAMENT

M-8	Auburn	H	68-54	W
M-9	Tennessee (ot)	H	77-72	W
M-10	Vanderbilt	H	53-65	L

NATIONAL INVITATION TOURNAMENT

M-14	Illinois State (ot)	H	93-96	L
------	---------------------	---	-------	---

Key to Neutral Sites: 1- St. Thomas, U.S. Virgin Islands; 2- Southaven, Miss.; 3- New Orleans, La.

J-22	Vanderbilt	A	63-52	W
J-25	Mississippi State	H	82-63	W
J-29	Tennessee	A	70-86	L
F-1	South Carolina	H	75-71	W
F-4	Kentucky	A	64-80	L
F-8	Missouri	H	91-88	W
F-11	Alabama	A	64-67	L
F-15	Georgia	A	60-61	L
F-18	Kentucky	H	70-84	L
F-22	Florida	H	71-75	L
F-26	Alabama	H	79-67	W
M-1	Texas A&M	A	60-71	L
M-5	Arkansas	A	80-110	L
M-8	Vanderbilt	H	65-62	W

SEC TOURNAMENT

M-13	Mississippi State	H	78-66	L
M-14	Georgia	H	73-75	L

Key to Neutral Sites: 1- Brooklyn, N.Y.; 2- Atlanta, Ga.

%=SEC/Big 12 Challenge

J-19	South Carolina (ot)	H	74-77	L
J-23	Mississippi State	A	77-83	L
J-27	Auburn	H	80-63	W
J-30	%Kansas State	H	64-69	L
F-3	Missouri	A	76-73	W
F-6	Vanderbilt	H	85-78	W
F-9	Florida	A	72-77	L
F-13	Arkansas	H	76-60	W
F-16	Texas A&M	A	56-71	L
F-20	Auburn	H	69-59	W
F-23	Missouri	H	85-76	W
F-27	Georgia	A	66-80	L
M-2	Mississippi State	H	86-78	W
M-5	Tennessee	A	83-60	W

SEC TOURNAMENT

M-10	Alabama	H	73-81	L
------	---------	---	-------	---

Key to Neutral Sites: 1- Charleston, S.C.; 2- Atlanta, Ga.

%=SEC/Big 12 Challenge

J-20	Arkansas	A	93-97	L
J-23	Alabama	H	78-66	W
J-27	%Texas	A	72-85	L
J-30	#11 Auburn	H	70-79	L
F-3	#18 Tennessee	A	61-94	L
F-6	Missouri	H	69-75	L
F-10	LSU	A	66-82	L
F-13	Arkansas	H	64-75	L
F-17	Mississippi State	A	62-79	L
F-20	Missouri (ot)	A	90-87	W*
F-24	#19 Tennessee	H	65-73	L*
F-28	#23 Kentucky	A	78-96	L*
M-3	Vanderbilt	H	69-82	L*

SEC TOURNAMENT

M-7	South Carolina	H	84-85	L*
-----	----------------	---	-------	----

Key to Neutral Sites: 1- Las Vegas; 2- St. Louis, Mo.

%=SEC/Big 12 Challenge

*Tony Madlock served as interim head coach

2012-13

SEC TOURNAMENT CHAMPIONS NCAA TOURNAMENT THIRD ROUND

Record: 27-9, 12-6 SEC

Head Coach: Andy Kennedy

N-9	Mississippi Valley State	H	93-57	W
N-13	Coastal Carolina	H	90-72	W
N-16	UALR	H	92-52	W
N-20	McNeese State	H	76-50	W
N-23	Lipscomb	H	91-45	W
D-1	%Rutgers	H	80-67	W
D-8	Middle Tennessee	A	62-65	L
D-14	ETSU	H	77-55	W
D-19	Loyola Marymount	A	73-70	W
D-22	Indiana State (ot)	H	85-87	L
D-23	San Francisco	H	85-78	W
D-25	Hawaii	H	81-66	W
J-4	Fordham	H	95-68	W
J-9	Tennessee	A	92-74	W
J-12	#10 Missouri	H	64-49	W
J-15	Vanderbilt (ot)	A	89-79	W
J-19	Arkansas	A	76-64	W
J-24	Tennessee	H	62-56	W
J-26	Auburn	A	63-61	W
J-29	Kentucky	H	74-87	L
F-2	#4 Florida	A	64-78	L
F-6	Mississippi State	H	93-75	W
F-9	#21 Missouri	A	79-98	L
F-13	Texas A&M	A	67-69	L
F-16	Georgia (ot)	H	84-74	W
F-20	South Carolina	A	62-63	L
F-23	Auburn	H	88-55	W
F-27	Texas A&M	H	82-73	W
M-2	Mississippi State	A	67-73	L
M-5	Alabama	H	87-83	W
M-9	LSU	A	81-67	W

SEC TOURNAMENT

M-15	Missouri	H	64-62	W
M-16	Vanderbilt	H	64-52	W
M-17	#13 Florida	H	66-63	W

NCAA TOURNAMENT

M-22	#18 Wisconsin	H	57-46	W
M-24	LaSalle	H	74-76	L

Key to Neutral Sites: 1- Honolulu, Hawaii; 2- Nashville, Tenn.; 3- Kansas City, Mo.

%=SEC/Big East Challenge

2014-15

NCAA TOURNAMENT SECOND ROUND

Record: 21-13, 11-7 SEC

Head Coach: Andy Kennedy

N-14	Charleston Southern	H	66-65	L
N-17	Troy	A	74-64	W
N-20	Southern	H	69-38	W
N-23	Northern Arizona	H	80-74	W
N-28	#23 Creighton	H	75-68	W
N-29	Cincinnati	H	66-54	W
D-4	%TCU	H	54-66	L
D-7	Oregon (ot)	A	79-73	W
D-13	Western Kentucky	H	74-81	L
D-18	Coastal Carolina	H	71-68	W
D-22	Southeast Missouri	H	82-51	W
D-30	Dayton	A	74-78	L
J-3	Austin Peay	H	92-63	W
J-6	#1 Kentucky (ot)	A	86-89	L
J-10	South Carolina	H	65-49	W
J-14	LSU	H	71-75	L
J-17	#19 Arkansas	A	82-96	L
J-20	Georgia	A	64-69	L
J-24	Florida	H	72-71	W
J-28	Mississippi State	H	79-73	W
J-31	Missouri	A	67-47	W
F-4	Texas A&M	H	69-59	W
F-7	Auburn	A	86-79	W
F-12	Florida	A	62-61	L
F-14	Arkansas	H	70-71	L
F-19	Mississippi State	A	71-65	W
F-21	Tennessee	H	59-57	W
F-25	Georgia	H	72-76	L
F-28	LSU	A	63-73	L
M-3	Alabama	A	82-74	W
M-7	Vanderbilt	H	77-86	L

SEC TOURNAMENT

M-12	South Carolina	H	60-58	L
------	----------------	---	-------	---

NCAA TOURNAMENT

M-17	BYU	H	94-90	W
M-19	Xavier	H	76-57	L

Key to Neutral Sites: 1- Destin, Fla.; 2- Southaven, Miss.; 3- Nashville, Tenn.; 4- Dayton, Ohio; 5- Jacksonville, Fla.

%=SEC/Big 12 Challenge

2016-17

NATIONAL INVITATION TOURNAMENT

Record: 22-14, 10-8 SEC

Head Coach: Andy Kennedy

N-11	UT Martin	H	86-83	W
N-14	UMass	H	90-88	W
N-18	Oral Roberts (ot)	H	95-88	W
N-20	Saint Joseph's	H	81-68	W
N-21	#12 Creighton	H	77-86	L
N-24	Montana	H	86-81	W
N-30	Middle Tennessee	H	62-77	L
D-3	Memphis	H	85-77	W
D-11	Virginia Tech	A	75-80	L
D-15	Murray State	H	78-73	W
D-19	Bradley	H	66-49	W
D-22	South Alabama	H	92-58	W
D-29	#8 Kentucky	H	76-99	L
J-3	#24 Florida	A	63-70	L
J-7	Auburn	H	88-85	W
J-11	Georgia	H	47-69	L
J-14	South Carolina	A	56-67	L
J-17	Tennessee	H	80-69	W
J-21	Missouri	A	75-71	W
J-25	Texas A&M	H	76-80	L
J-28	% #5 Baylor	H	75-78	L
J-31	Mississippi State	H	88-61	W
F-4	Vanderbilt	A	81-74	W
F-8	Tennessee	A	66-75	L
F-11	Auburn	H	90-84	W
F-14	LSU	H	96-76	W
F-18	Arkansas	A	80-98	L
F-21	Mississippi State (ot)	A	87-82	W
F-25	Missouri	H	80-77	W
M-1	Alabama	A	55-70	L
M-4	South Carolina	H	75-70	W

SEC TOURNAMENT

M-9	Missouri	H	86-74	W
M-10	Arkansas	H	72-73	L

NIT Tournament

M-14	Monmouth	A	91-83	W
M-18	Syracuse	A	85-80	W
M-21	Georgia Tech	H	66-74	L

Key to Neutral Sites: 1- U.S. Virgin Islands; 2- Nashville, Tenn.

%=SEC/Big 12 Challenge

2017-18

Record: 12-20, 5-13 SEC

Head Coach: Andy Kennedy

N-10	Louisiana	H	94-76	W
N-13	Eastern Kentucky	H	85-75	W
N-17	Georgia State	H	77-72	W
N-20	Utah	H	74-83	L
N-22	Rice	H	79-62	W
N-28	South Dakota State (ot)	H	97-99	L
D-2	Virginia Tech (ot)	H	80-83	L
D-9	Middle Tennessee	A	58-77	L
D-13	Sam Houston State	H	82-69	W
D-16	Illinois State (ot)	H	97-101	L
D-19	Texas A&M-Corpus Christi	H	85-63	W
D-22	Bradley	H	82-59	W
D-31	South Carolina	H	74-69	W
J-3	Georgia	A	60-71	L
J-6	Mississippi State	H	64-58	W
J-9	#22 Auburn	A	70-85	L
J-13	Florida	H	78-72	W
J-16	Texas A&M	A	69-71	L

2013-14

Record: 19-14, 9-9 SEC

Head Coach: Andy Kennedy

N-8	Troy	H	69-54	W
N-16	Coastal Carolina	A	72-70	W
N-22	Mississippi Valley State	H	111-82	W
N-26	North Carolina A&T	H	84-50	W
N-29	Georgia Tech	H	77-67	W
N-30	Penn State	H	79-76	W
D-5	%Kansas State	A	58-61	L
D-8	Oregon (ot)	H	105-115	L
D-14	Middle Tennessee	H	72-63	W
D-18	Louisiana-Monroe	H	75-62	W
D-22	Mercer	H	76-79	L
D-30	Western Kentucky	A	79-74	W
J-4	Dayton (ot)	H	80-83	L
J-9	Auburn	H	65-62	W
J-11	Mississippi State	A	72-76	L
J-15	LSU (ot)	H	88-74	W
J-18	South Carolina	A	75-74	W


2015-16

Record: 20-12, 10-8 SEC

Head Coach: Andy Kennedy

N-13	Northwestern State	H	90-76	W
N-16	Georgia Southern	H	82-72	W
N-19	George Mason	H	62-68	L
N-20	Towson	H	76-60	W
N-22	Seton Hall	H	63-75	L
N-25	Georgia State	H	68-59	W
N-28	Bradley	A	67-54	W
D-5	Massachusetts	A	74-64	W
D-12	Southeastern Missouri	H	75-64	W
D-15	Louisiana Tech	H	99-80	W
D-18	Memphis	A	85-79	W
D-22	Troy (ot)	H	83-80	W
J-2	Kentucky	A	61-83	L
J-7	Alabama	H	74-66	W
J-9	Georgia	H	72-71	W
J-13	LSU	A	81-90	L
J-16	Florida	H	71-80	L

ONE OF ONE



GIANNIS ANTETOKOUNMPO
nike.com/basketball



The centerpiece of the Forward Together campaign is the state-of-the-art \$96.5-million Pavilion at Ole Miss. On July 31, 2014, ground was broken on the 225,000-square foot arena that officially opened its doors on January 7, 2016 with the Rebel men's basketball team's victory over Alabama.

Designed by AECOM and built by BL Harbert, The Pavilion boasts a capacity of 9,500 fans and includes a number of first-class amenities, including courtside and baseline seating for students, three premium club areas for fans and more than 1,700 premium seats all within an intimate seating bowl. The men's and women's locker rooms measure almost 1,500 square feet, while the facility also houses two visiting team locker rooms, officials' locker rooms, a volleyball locker room and green room space.

Ole Miss worked with Daktronics to design, manufacture and install what was the largest center-hung video display board in college sports at the time with nearly 2,400 square feet of LED. The center-hung configuration consists of 13 video displays for a total of more than 3.6 million LEDs. It includes four main video displays, two undermount video displays, four corner displays and three 360-degree rings.

THE PAVILION AT OLE MISS

CAPACITY: 9,500

OPENED: JANUARY 7, 2016

COURT: CRADDOCK COURT

OLE MISS' OVERALL RECORD IN FACILITY: 41-21 (.661 WIN PCT. - 4 SEASONS)

(SEE PAGES 132 FOR PAVILION RECORDS)

On January 28, 2017, the hardwood that the Rebels play on was officially named Craddock Court. Due to the generosity of Ben and David Craddock, the floor was named in honor of the entire Craddock family.

The main entrance and north lobby of The Pavilion features the C Spire Speedzone, an interactive lounge through partnership with C Spire that also includes Steak 'n Shake, Raising Cane's, Rebel Shop by Fanatics and a ticket office. The C Spire Speedzone offers a lightning fast, 1 gigabit-per-second, fiber optic-enabled Wi-Fi network as well as social media digital displays, power port enabled charging stations and a kiosk to purchase mobile devices and accessories.

The Pavilion also includes a five-story parking garage with 800 spaces that services the entire campus community.

The placement of The Pavilion allows Ole Miss to further enhance its athletics complex - better connecting athletics to the heart of the best campus in higher education. This centralized location creates an impressive "front door" for Rebel Athletics and a destination point not only on a gameday but every day of the week.

The Pavilion at Ole Miss is the crown jewel of the Forward Together Campaign, which surpassed its original goal of \$150 million in just more than four years. Other components of the campaign included the north end zone expansion and suite renovations at Vaught-Hemingway Stadium, renovation of the Gillom Center, FedEx Academic Support Center and Starnes Athletic Training Center, as well as other future projects.

Ole Miss Basketball's chances of becoming a prominent program in the national hoops landscape took a big jump when Ole Miss announced plans in January 2008 to raise funds for the construction of a multi-million dollar practice facility for use by the men's and women's teams.

After two years, the sparkling new \$13 million, 51,000-square-foot facility opened in January 2010.

In November 2014, the facility was named the Tuohy Basketball Center in honor of former Rebel hoops great Sean Tuohy and his family for their contributions to Ole Miss.

"Thanks so much to Sean and Leigh Anne Tuohy for their great gift to create one of the best practice facilities in all of college basketball," said head coach Kermit Davis, who was amazed at the first class facility when he arrived as the Rebels' new head coach on March 15, 2018.

The facility includes four distinct spaces - public, staff (coaches), team and individual practice courts for both men's and women's teams.

Spaces for the public include an attractive main rotunda/lobby to receive visitors and a multimedia/entertainment meeting room that can be used for press conferences as well as for video presentations and team functions.

The staff/coaches spaces are adjacent to the rotunda/lobby, where receptionists direct visitors to their destinations. A separate entrance for coaches is provided. Coaches' offices, a conference room, a copy center, and staff locker and dressing facilities complete the suites. The head coaches' offices provide direct access to and view of their respective practice courts.

The team spaces are specialized with shared weight



TUOHY BASKETBALL CENTER FILE

OPENED: JANUARY 2010

TOTAL COST: AROUND \$13 MILLION

SQUARE FOOTAGE: 51,000

LOCATION: CORNER OF CHUCKY MULLINS DRIVE AND HILL DRIVE

and training rooms, and separate men's and women's film rooms, including computer terminals and video access. Separate team lounges also include computer access, game area and a kitchenette. Finally, there are spacious locker and dressing facilities, with a central

laundry, video editing rooms, small guest viewing space of the courts, storage and equipment storage.

Individual practice courts for the men's and women's teams eliminate the scheduling conflicts that occur regularly when both teams are sharing one court for all practices and games. Practice courts for each team allow both the men and women to maximize their practice time and achieve their full potential as players. Additional space was included to provide for individual practice of three-point shooting without interrupting others practicing.

Yates Construction was awarded the contract to build the Tuohy Basketball Center on the Ole Miss campus.

"We really appreciate the commitment that Bill Yates and his company have made to Ole Miss Athletics," said former Ole Miss Athletics Director Pete Boone.

The design team included Mills & Mills Architects, PC (Architect), CGM Group (Mechanical), The Power Source (Electrical), Williams Engineering (Site) and Springer Engineering (Structural).

The facility is located on the corner of Chucky Mullins Drive and Hill Drive, across from the Gillom Sports Center, and within sight of The Pavilion at Ole Miss. With its red brick and white columns matching the campus architecture, the structure is a cornerstone in the impressive complex of athletics facilities on the southwest corner of campus.



Entry Way



Practice Court



Team Meeting Room



Weight Room

FEDEX STUDENT-ATHLETE SUCCESS CENTER

Since May 2007, Ole Miss student-athletes have benefitted tremendously from their first-class on-campus learning environment - the FedEx Student-Athlete Success Center.

FedEx Corporation announced on April 14, 2005, a \$2.5 million gift over five years to the University of Mississippi to create such an elite academic support center for student-athletes.

The center provides state-of-the-art computer facilities and space for study halls and tutoring for men and women student-athletes, as well as additional classrooms for all students.

"FedEx has always been a strong supporter of educational initiatives at all levels," said Mike Glenn, executive vice president of marketing development and corporate communications. "This contribution to the University of Mississippi is an extension of our commitment to helping improve the academic resources available to students, and student-athletes in particular."

Glenn said FedEx and Ole Miss are committed to providing a strong academic foundation to enable stu-

dents to reach their full potential.

The money was used to renovate a portion of the Starnes Athletic Center—which formerly housed football locker rooms, a weight room and training facilities—next to Vaught-Hemingway Stadium on All-American Drive. The 22,500-square-foot building now houses the Office of Student-Athlete Academic Support, including offices, conference rooms, 20 large and small group tutoring rooms, a large study area, a multi-media classroom, computer lab and 150-seat high-tech auditorium. The project was completed in May 2007 with an approximate cost of \$5 million.

In accepting the FedEx gift, university officials said the new center provides an important link in the university's goal to compete at the highest level in every aspect of its intercollegiate programs.

"American public universities are the best in the world largely because of the generosity of American corporations," said then-UM Chancellor Robert Khayat. "FedEx sets the standard for philanthropy by which others are measured. In this case, Ole Miss student-athletes

are the primary beneficiaries, but all our students will benefit and, as a result, our entire state benefits."

In addition to this gift to the University, FedEx supports several endowed scholarship programs, the Whitten Chair in Law, the Lott Leadership Institute, the William Winter Institute for Racial Reconciliation and William Faulkner's historic home, Rowan Oak.

Every aspect of Ole Miss athletics is geared toward the success of its student-athletes. The Michael S. Starnes Athletic Training Center provides a valuable role in the development and display of that success.



MANNING CENTER

Among the finest facilities in all of college athletics, the Olivia and Archie Manning Athletics Performance Center at Ole Miss is the crown jewel in the growing athletics compound surrounding Vaught-Hemingway Stadium.

Ole Miss named the facility in honor of the Mannings in 2013, recognizing their extraordinary contributions to the University of Mississippi.

The renovation and expansion of the Manning Center was made possible by gifts to the Forward Together Campaign. In partnership with Ole Miss Athletics, the Manning family and the family of Billy Van Devender made significant contributions to the campaign in order to honor Olivia and Archie in this special way.

Located beside the South End Zone of Vaught-Hemingway Stadium, the Rebels moved into the spectacular \$18 million multi-purpose structure in fall 2004.

As part of the Forward Together campaign, a \$12.5 million renovation and expansion commenced in early 2013. The project was built in phases and completed in early 2014.

Among the upgrades was the construction of a full

kitchen and dining hall that is part of the Ole Miss dining program and open to every student, faculty and staff member. The "Grill at 1810" provides a nutrition center for all Ole Miss student-athletes. The Roland and Sheryl Burns Team Meeting Room was constructed on the north end of the facility lawn between the building and the south end zone of Vaught-Hemingway Stadium. It seats approximately 200, doubling the capacity of the previous team room, and the meeting area was outfitted with state-of-the-art audio/video equipment and coaching software. Adjacent to the team room is a new head coach's office, putting all of the staff on the same level in the renovated coaching suite.

In addition to the team room, a new front door and recruiting room was added on the site of the old team room and pays tribute to the contributions of Ben Williams and James Reed, Ole Miss' first two African-American football student-athletes. The Williams-Reed Football Foyer celebrates the rich tradition of Rebel football with recruits, alumni and fans with interactive exhibits and memorable images from the program's history.

The existing weight room was expanded on the east side of the Manning Center, widening the area by 2,000 square feet. On the west side, the locker room was overhauled and enhanced to include new player lounges and renamed the Van Devender Family Foundation Locker Room. Also, the Mattingly Family Equipment Room has been renamed to honor the memory of the late Thomas J. Mattingly and his family. AECOM, CDFL and Tipton & Associates were the architects of the renovations and expansions to the Manning Center.



OLE MISS ATHLETICS FACILITIES

VAUGHT-HEMINGWAY STADIUM



A renovated Vaught-Hemingway Stadium opened in 2016 with a new capacity of 64,038. It features a bowl in north end zone, 30 new luxury suites and 770 club level seats in the south end zone and refurbished west suites.

OXFORD-UNIVERSITY STADIUM/SWAYZE FIELD



Ole Miss boasts one of the nation's premier college baseball venues. Mike Bianco's Rebels have annually ranked among the top five in college baseball attendance, while hosting nine NCAA Regionals and three Super Regionals.

OLE MISS TRACK & FIELD COMPLEX



Sparkling \$7.2 million renovation with top-of-the-line Beynon Sports Surface completed in September 2016.

OLE MISS SOFTBALL COMPLEX



Ole Miss' impressive softball field and hitting facility played host to NCAA Regionals in 2017 and 2019.

TUOHY CENTER



Opened in 2010, this \$13 million, 51,000-sq.-ft. facility includes team rooms, offices and two practice courts.

GILLOM CENTER



A massive 2017 renovation makes this women's sports complex, including new volleyball court, an elite training facility.

OLE MISS SOCCER STADIUM



Known for its immaculately kept pitch, Ole Miss soccer boasts a beautiful facility adjacent to the Gillom Center.

PALMER-SALLOUM TENNIS CENTER



Dramatic enhancements were made in 2012 to what was already one of the nation's top tennis facilities.

OLE MISS GOLF COURSE



The Rebel golf teams enjoy a recently renovated short-game facility adjacent to the Whitten Golf Center.

OLE MISS RIFLE RANGE



The Patricia C. Lamar National Guard Readiness Center is easily one of the top college rifle facilities in the nation.

WILLIAM F. GALTNEY INDOOR TENNIS CENTER



The new Indoor Tennis Center pairs with the Palmer-Salloum Center to give Ole Miss some of the best facilities in college tennis.

HEALTH AND SPORTS PERFORMANCE

Ole Miss launched the unique and comprehensive Health and Sports Performance program in July 2012, which takes a holistic approach to providing optimal health care for the demands of elite student-athletes. Through a complete collaboration between all services provided in the Health and Sports Performance model, Ole Miss is ensured not only healthy student-athletes, but ones that can achieve peak performance. These services include strength and conditioning, athletic training, team physicians, physical therapy, massage therapy, sports psychologist and sports nutrition.

“Our team of Health and Sports Performance professionals strive to provide quality health and sports performance services based on the latest in health and strength training research,” said Shannon Singletary, Senior Associate A.D. for Health and Sports Performance. “By doing this we hope to not only provide our student-athletes with a better chance of winning on the field but also give them an opportunity to lead a healthy lifestyle.”

Ole Miss Health and Sports Performance has strong working relationships with student health services, local physicians and Baptist Memorial Hospital-North Mississippi, which is located just miles from the Oxford campus. The department also taps into its own University of Mississippi Medical Center in Jackson for world-class treatment from multiple specialties including orthopedics, neurology and cardiology.

The Rebels enjoy a partnership with a team of orthopedic surgeons that includes: Daniel Boyd, M.D.; Kure Luber, M.D. and Cooper Terry, M.D., from Oxford Orthopedic and Sports Medicine, as well as William Geissler, M.D. and Bob McGuire, M.D., from the University of Mississippi Medical Center.

Jeff Dennis, M.D., also provides primary care services as a part of the Internal Medicine Associates of Oxford.

Ole Miss’ athletic trainers begin treatment and rehabilitation as early as 6 a.m. and are available until the last student-athlete is finished with practice or competition. There are currently six athletic training facilities on campus with the two main athletic training rooms

located in the Starnes Athletic Training Center and the Manning Center. In addition, there are four satellite athletic training rooms located in The Pavilion at Ole Miss, Tuohy Basketball Center, Gillom Sports Center and Oxford-University Stadium/Swayze Field.



Andrew Beyke
Asst. Athletic Trainer

The main athletic training rooms are stocked with equipment such as digital x-ray systems, stationary bikes, laser therapy equipment, therapeutic modalities, underwater treadmills and Biodex testing equipment. Each component is strategically designed to not only give the student-athletes the best care but also aid in returning them to competition as quickly and safely as possible.



REBEL STRENGTH AND CONDITIONING

MISSION:

The mission of the Ole Miss strength and conditioning program is to develop the specific physical and mental abilities as well as the lifestyle habits of our student athletes that will allow them to achieve the highest attainable levels of success.

We will demand discipline, relentlessness and intelligent effort while we work toward improving each athlete’s skill level. We will cultivate a high-energy, up-tempo environment where enthusiasm and competition will flourish. We will attack this mission with a scientifically supported, comprehensive approach and specific considerations of the metabolic demands and injury risks of our sport. Training must prepare the athlete for the specific competitive stress load of their sport.

Top priority is to develop improved coordination during the execution of speed, power and strength movements. We will seek to develop each athlete’s individual ideal movement patterns, while maximally developing their strength, power, speed and agility. Everything we do in training is done to help the athletes more efficiently execute the movement requirements of their sport.

The environment in the weight room must be one of high effort, intensity and excitement. An attitude will be established through training that will carry over onto the playing field. Discipline, hard work and vigor will become permanent traits of the athletes.

There are no greater facilities at which to train athletes than at Ole Miss. With the opening of the basketball practice facility in January 2010, the Rebels’ hoops teams now have first-class weight training facilities all to their own, with equipment tailored specifically to meet the needs of elite college basketball athletes - free weights, strength and cardiovascular

machines and a fully-stocked nutrition counter. Additionally, the teams still have access to the 10,000-square-foot weight room at the majestic Manning Center.

With the Tuohy Basketball Center’s oversized practice court and the Manning Center’s full-sized indoor practice field, the Rebels’ extensive workouts touch on every area of fitness and conditioning and prepare their bodies fully for intense SEC battles.

Strength coach Riley Allen is in his second year at Ole Miss after serving as the assistant director of athletics for sports performance at Saint Louis since September 2016, working specifically with the men’s and women’s basketball programs. Allen is a graduate of the University of Mississippi, earning a bachelor’s degree in 2011 as well as a master’s degree in 2013. He graduated from nearby Lafayette High School in 2008.



Riley Allen
Asst. Strength & Conditioning Coach



OLE MISS ATHLETICS

VISION

The Department of Intercollegiate Athletics at The University of Mississippi will strive to be the number one academic and athletics program through the strong emphasis of core values and the opportunity to experience athletic pursuits at the highest level.

PURPOSE

The ultimate purpose of the Ole Miss Department of Intercollegiate Athletics is to develop students to their fullest potential through athletics.

CORE VALUES

- Academic Excellence
- Integrity
- Social Responsibility
- Student-Athlete Welfare
- University Integration
- Community Engagement
- Competitive Excellence

STUDENT-ATHLETE DEVELOPMENT - ACADEMICS

Ole Miss student-athletes not only have the opportunity to play in one of the best conferences in the nation, they also attend a university that is world-renowned for its academics.

The Office of Student-Athlete Development is committed to helping all Ole Miss student-athletes achieve academic success. Among the staff are two associate directors, three assistant directors, five full-time academic counselors, four learning specialists, two academic interns, a graduate assistant and numerous tutors and academic mentors.

The mission of the FedEx Student-Athlete Success Center is to promote academic excellence and provide quality developmental and need-based programs to help student-athletes become independent and self-reliant learners. In an environment that promotes student development, the staff provides programming and support for all student-athletes from the time they arrive on campus through graduation and beyond. The staff provides resources, experience and knowledge empowering each student-athlete to reach his/her academic, career and personal potential. The FedEx staff pursues this mission by promoting academic success with integrity, strict adherence to university, SEC and NCAA rules, and a dedication to excellence.

Ole Miss has a long history of academic success among its basketball players, which includes three Academic All-Americans and 86 selections to the Southeastern Conference Academic Honor Roll. Last year, two Rebels (D.C. Davis and Dominik Olejniczak) were named to the SEC Academic Honor Roll.

Among all sports, Ole Miss had 228 student-athletes named to the SEC Academic Honor Rolls in 2018-19 and posted the highest cumulative semester GPA in recorded history with a 3.05. With Ole Miss athletics taking its place among the best in the nation, the FedEx Student-Athlete Success Center staff hopes that the Rebel graduates of today have a great impact in the future of tomorrow.



Drew Clinton
Assistant AD for
Academic Support
(Men's Hoops)



STUDENT-ATHLETE DEVELOPMENT - ENHANCEMENT

Student-Athlete Development - Enhancement is a well-rounded program to challenge our student-athletes to be lifelong learners while pursuing continuous improvement academically, relationally, socially, personally, and professionally during and beyond their careers as student-athletes.

The program consists of these five vital components:

- **The Commitment to Academic Excellence** is promoted through a full range of services that include orientation, advising, tutoring, academic skills training and the recognition of academic excellence.
- **The Commitment to Athletic Excellence** is developed by the department's 10 women's and eight men's intercollegiate sports teams. The sponsorship is based on equity and compliance to all University, NCAA and Southeastern Conference rules and regulations.
- **The Commitment to Career Development** is a joint effort of the



Jennifer Saxon
Associate AD/Student-
Athlete Enhancement

Ole Miss Athletics Department and Career Center. The goal is to prepare student-athletes for their transition out of sports and into the career development process. Career development components of the program include special workshops and programs for student-athletes and a senior resume brochure.

- **The Commitment to Academic Excellence** is promoted through life skills and personal development seminars and sponsorship of the Student-Athlete Advisory Committee.
- **The Commitment to Service** is promoted - in conjunction with the University Counseling Center - through many community service projects throughout the year. Ole Miss student-athletes are very involved in the community as the community service program continues to grow.

NCAA COMPLIANCE

BOOSTER

A representative of the institution's athletics interests (booster) is an individual, independent agency, corporate entity or other organization who is known to have been involved in promoting the institution's athletics programs, made financial contributions to the athletics department or booster organizations or provided benefits to enrolled student-athletes and/or their families. For example, you are a booster if you have donated to the Courtside Club, purchased season tickets or employed a student-athlete.

EXTRA BENEFIT?

An extra benefit is any special arrangement by an institutional employee or a booster to provide a student-athlete (or their family) a benefit that is not generally available to other University students or is not expressly authorized by the NCAA. Examples of extra benefits include tickets to sporting events/concerts, reduced cost housing, meals, discounts on services, use of a car, etc. Extra benefits will jeopardize a student-athlete's eligibility.

WHO IS A PROSPECT?

A prospect is a student who has started classes for the ninth grade or above (seventh grade for men's basketball), is attending prep school or junior college or who has withdrawn from a four-year college and plans to transfer. A prospect remains a prospect until they enroll and attend classes for a regular term (i.e. not summer) at the University. This means a prospect remains a prospect even after verbally committing or signing a National Letter of Intent.

WHAT IS INSTITUTIONAL CONTROL?

Institutional control of athletics is a fundamental requirement of NCAA legislation. A University is required to educate boosters on NCAA rules and regulations and monitor the athletics program for adherence to those rules. The University is responsible for the actions of its alumni, boosters and fans. If you have any questions or concerns please contact our office at 662-915-1594.

For current NCAA news and rules follow us on Twitter @RebelCompliance or visit the Compliance web page at www.olemisssports.com.

DR. GLENN BOYCE | CHANCELLOR



Dr. Glenn Boyce became the 18th Chancellor of the University of Mississippi on October 14, 2019, following his appointment by the Board of Trustees of the Mississippi Institutions of Higher Learning (IHL).

A first-generation college graduate, Boyce earned his bachelor's degree in education and a doctorate in education leadership from the University of Mississippi. His career spans more than 37 years across secondary and post-secondary education. Most recently, Boyce served as Commissioner of Higher Education for the State of Mississippi for three years before retiring in June 2018. In that position, Boyce led the state's university system, which includes four research and four regional universities, one academic health science center and the executive office.

As commissioner, Boyce oversaw a university system serving more than 95,000 students, nearly 28,000 faculty and staff, 1,666 buildings with 36.7

million square feet, and a \$4.5 billion operating budget. During his tenure, the university system set record enrollments, awarded record numbers of degrees, launched the statewide "Complete 2 Compete" program to increase the number of degree holders in Mississippi, prioritized the needs of business and industry and streamlined operations to increase efficiencies.

Previously, Boyce served as the IHL's associate commissioner for academic and student affairs. He joined IHL after serving as president of Holmes Community College for more than nine years.

The breadth of Boyce's education experience includes service on numerous state and regional education boards. He was a trustee for the Southern Association of Colleges and Schools Commission on Colleges, the regional body for the accreditation of degree-granting higher education institutions in the Southern states. He served on the board of directors of the Mississippi Commission on College Accreditation, the board responsible for ensuring that all academic degree-granting institutions statewide, including both public and private sectors, are held to a

shared standard of accountability.

Additionally, Boyce served for years as co-chair of the Education Achievement Council, established by state law to ensure all levels of education, state leaders and the business community work collaboratively to increase educational attainment in the state.

Boyce and his wife, Emily, met while Ole Miss undergraduates and attended an Ole Miss basketball game on their first date. The Boyces are also Ole Miss parents as all three of their daughters — Brittany, Danielle and Madeline — hold a degree from the university. Brittany is a certified public accountant in Nashville, Danielle is sales director for a tech startup in San Francisco and Madeline is a physician assistant in Jackson. Boyce enjoys golf, tennis, pickleball, snow skiing and family vacations in the mountains.

ATHLETICS COMMITTEE



Dr. Ron Rychlak
Chairman



Michael Barnett
Faculty Senate
Representative



Dr. David Case
Committee
Secretary



Andrew Kilpatrick
Alumni
Representative



Mike Glenn
At-Large Member



Dr. Laurel Lambert
University
Faculty



John Darnell
M-Club Immediate
Past President



Matthew Lusco
Alumni Association
President



Lampkin Butts
Alumni Association
President-Elect



Dr. Brice Noonan
Faculty Senate
Representative



Candie Simmons
Alumni
Representative



Barron Mayfield
Associated Student
Body President



Dr. Jason Ritchie
University
Faculty



Jason Shirkey
University
Staff



Erica McKinley
General
Council



LouAnn Woodward, M.D.
Medical Center
Faculty



Dr. Ethel Scurlock
University
Faculty

PAST ATHLETICS COMMITTEE CHAIRMEN



Judge William Hemingway
1920s-37



Dr. T.A. Bickerstaff
1937-72



Dr. Richard Keye
1972-77



Dr. Parham Williams
1978-83



Dr. Max Williams
1983-97



Dr. Robert Weems
1997-2007

KEITH CARTER | INTERIM ATHLETICS DIRECTOR



Ole Miss Deputy Athletics Director and former basketball All-American Keith Carter was named Interim A.D. on May 27, 2019 by Interim Chancellor Larry Sparks.

Carter has served as Ole Miss Deputy A.D. for Development and Resource Acquisition since February 2018. He is the Chief Revenue Officer for the athletics department while overseeing the Foundation and serving as the sport administrator for baseball and men's basketball.

Carter joined the athletics department in September 2009 and has served as Executive Director for the Ole Miss Athletics Foundation since June 2012. He received the 2016 Fundraiser of the Year Award from the National Association of Athletic Development Directors (NAADD).

Under Carter's guidance, the Foundation has experienced its four highest years for donations, including a record \$45.6 million in cash contributions in 2015-16. During his tenure, commitments to the Forward Together capital campaign have increased from \$62 to \$182 million in cash and pledges toward its goal of \$200 million.

Among the major gifts is a \$25 million gift from Jerry "Doc" Hollingsworth, which included \$10 million in cash, the largest gift in the history of the Ole Miss athletics department by a single individual or organization. Carter is also responsible for several other seven-figure gifts including a \$3.7 million anonymous gift, and a \$2 million gift to the re-name the basketball practice facility to the Tuohy Basketball Center. He has worked with executive level staff to build the vision for facility growth through the Forward Together campaign, which included plans for the \$96.5 million Pavilion at Ole Miss.

Carter joined the Ole Miss Athletics Foundation after spending the previous year with the UM Foundation, where he worked in donor relations and meeting the financial needs of the School of Business.

A four-year starter at Ole Miss, Carter helped the Rebels to a pair of Southeastern Conference Western Division titles in 1997 and 1998 and earned All-America honors after his senior season in 1999. The four-year starter received All-SEC first and second team honors in 1998 and 1999. He also won a gold medal as a member of the U.S. national team at the 1998 Goodwill Games. Carter played professional basketball in Italy from 2001 until 2008.

A native of Perryville, Arkansas, Carter lives in Oxford with his wife, Jill, and three children – Drew, Callie and Hayes.

ATHLETICS LEADERSHIP



Lynnette Johnson
Deputy AD for Sports and Administration / SWA



Paul McCarthy
Athletics Compliance Officer/Senior Associate General Counsel



Bob Baker
Senior Associate AD for Student-Athlete Development



Julie Owen
Senior Associate AD for Compliance



Angela Robinson
Senior Associate AD for Finance



Shannon Singletary
Senior Associate AD for Health and Sports Performance



Joe Swingle
Senior Associate AD for Facilities and Event Management



Kyle Campbell
Associate AD for Communications



Micah Ginn
Associate AD for Sports Productions and Creative Services



Jason List
Associate AD for Marketing and Fan Experience



Matt Mossberg
Associate AD for Development/Major Gifts



Wesley Owen
Associate AD for Resource Development



Jennifer Saxon
Associate AD for Student-Athlete Enhancement



Will Kava
Assistant AD for Compliance



Neal Mead
Assistant AD for Event Management



Andy Williams
Assistant AD for Finance

QUICK FACTS

GENERAL INFORMATION

School..... University of Mississippi (Ole Miss)
 City/Zip..... Oxford, Miss./38655
 Founded..... November 6, 1848
 Enrollment..... 23,090
 Nickname..... Rebels
 Colors..... Cardinal Red and Navy Blue
 Home Court (Opened)..... The Pavilion at Ole Miss (2016)
 Capacity..... 9,500
 Affiliation..... NCAA Division I
 Conference..... Southeastern (SEC)
 Chancellor..... Dr. Glenn Boyce
 Interim Athletic Director..... Keith Carter
 Faculty Representative..... Ron Rychlak
 University Website..... www.OleMiss.edu
 MBB Office Phone..... (662) 915-7534

TEAM INFORMATION

2018-19 Overall Record..... 20-13
 SEC Record..... 10-8
 Regular-Season Finish..... 6th
 SEC Tournament Finish..... Second Round
 Postseason..... NCAA Tournament (First Round)
 Home Record..... 11-5
 Away Record..... 6-5
 Neutral Record..... 3-3
 Letterwinners Returning/Lost..... 5/7
 Starters Returning/Lost..... 3/2
 Newcomers..... 7

COMMUNICATIONS

Associate Director..... Adam Kuffner (Men's Basketball Contact)
 Email..... kuffner@olemiss.edu
 Office..... (662) 915-7031
 Cell..... (662) 816-0497
 Twitter..... @ARebelKuffner
 Graduate Assistant..... Will Redmond
 Photographer..... Josh McCoy
 Address..... 908 All-American Drive
 University, MS 38677
 Athletics Website..... www.OleMissSports.com
 Gameday Website..... www.OleMissGameday.com

COACHING STAFF

Head Coach..... Kermit Davis (Second Season)
 Alma Mater..... Mississippi State, 1982
 Career Record..... 489-276 (24 Seasons)
 Record at Ole Miss..... 20-13 (1 Season)
 Assistant Coach..... Win Case (Second Season)
 Alma Mater..... University of Science and Arts of Oklahoma, 1986
 Assistant Coach..... Ronnie Hamilton (Second Season)
 Alma Mater..... Duke, 2002
 Assistant Coach..... Levi Watkins (Second Season)
 Alma Mater..... NC State, 2005
 Coordinator of Operations..... Thomas Gray
 Coordinator of Video Services..... Nathan Dye
 Coordinator of Player Engagement..... Vic Meena
 Assistant Director of On-Campus Recruiting..... Connor Walsh
 Athletic Trainer..... Andrew Beyke
 Strength and Conditioning Coach..... Riley Allen
 Senior Staff Assistant..... Kara Hobson

PROGRAM HISTORY

Seasons..... 109
 All-Time Overall Record..... 1313-1315
 NCAA Tournament Appearances..... 9
 Last..... 2018-19 (First Round)
 Best..... 2000-01 (Sweet 16)
 NCAA Tournament Record..... 5-9 (.357)
 NIT Appearances..... 12
 Last..... 2016-17 (Quarterfinals)
 Best..... 2007-08, 2009-10 (Final Four)
 NIT Record..... 15-12 (.556)
 SEC Championships (Regular Season/Tournament/Division)..... 0/2/5
 Last..... 2012-13 (Tournament)
 All-Americans..... 14

FOLLOW THE REBELS

Facebook..... Facebook.com/OleMissMBB
 Twitter..... @OleMissMBB
 Coach Davis..... @RebelCoachDavis
 Coach Case..... @CoachWinCase
 Coach Hamilton..... @CoachRHamilton
 Coach Watkins..... @Levi_Watkins21
 Instagram..... OleMissMBB

ATHLETICS COMMUNICATIONS STAFF



Kyle Campbell
Associate AD/
Communications



Adam Kuffner
Associate Director



Brad Sheffield
Associate Director



Mitch Praxl
Assistant Director



Alex Sims
Assistant Director



Caitie Smith
Assistant Director



Tyler Wooten
Assistant Director



Ashley Mangrum
Senior
Staff Assistant

OLE MISS STYLE GUIDE

NAME

Ole Miss (preferred)
 University of Mississippi
 Mississippi

NICKNAME

Rebels

LOGO




COLORS

Cardinal Red (PMS 186)
 Navy Blue (PMS 2767)

MASCOT



TONY



The University of Mississippi appreciates your interest in the Ole Miss basketball program. The Athletics Communications Office wants to serve the media members in the best way possible, and hopes the following guidelines are helpful to the media covering the Rebels during the 2019-20 season. The Athletics Communications staff looks forward to working with the media during the season. Please call the office if there are any questions or needs.

CREDENTIALS

Please contact the Communications Office for game credentials. Requests for credentials should be emailed to kuffner@olemiss.edu and will be limited to working members of the media. Credentials will be held at the will-call table located at the media entrance on the southwest corner of The Pavilion at Ole Miss.

Priority will be given to media representatives that cover Ole Miss Basketball on a regular basis. Credentials are non-transferable. Unauthorized use is strictly prohibited.

INTERVIEW POLICY

All interview requests — coaches and players — **MUST** be coordinated through the Communications Office. During the week, head coach Kermit Davis and players will generally be available for interviews before practice on Mondays, unless arranged otherwise. Please email or text your player requests to Adam Kuffner by 1 p.m. of the day prior to interviews. There will be no gameday player interviews until after the game.

All interview sessions (non-gameday) will take place in the media room of the Tuohy Basketball Center or The Pavilion media room, depending on the location of practice.

PRACTICE POLICY

Some Ole Miss basketball practices may be opened to the media. If you would like to attend, contact Adam Kuffner for availability and more information.

WEEKLY TELECONFERENCE

The Southeastern Conference conducts teleconferences 2-3 times per month with all 14 men's basketball head coaches beginning in January and running through the end of the season. Contact the SEC Media Relations office or the Ole Miss Athletics Communications office for dates and times.

ATHLETICS COMMUNICATIONS

Basketball Contact Adam Kuffner
 Phone 662.915.7031
 Email kuffner@olemiss.edu
 Fax 662.915.7006
 Cell 662.816.0497
 Address 908 All-American Drive
 University, MS 38677

POSTGAME INTERVIEWS

Both team locker rooms are **CLOSED** to the media following the game, by facility policy. Visiting coach and player interviews will address the media in the media workroom following a cooling off period approximately 10 minutes after the game. Ole Miss head coach Kermit Davis and selected Ole Miss players will address the media following the visiting team.

WORKING PRESS AREAS

The media workroom offers media a place to gather materials provided by the Athletics Communications staff, write and submit stories, transmit photographs and participate in post-game press conferences. The workroom is located in the southwest corner of the floor level through the visiting team tunnel.

PARKING

Media parking is located in the garage or at the Ole Miss Track Complex (see map next page). Media members should request parking in advance. Media members that attend practices, press conferences and other on-campus events during the week should make arrangements with campus parking by visiting olemiss.edu/parking/media.html.

PHOTOGRAPHERS

Photographers will be given floor passes and are expected to honor all sideline and baseline access areas. The respective bench areas, behind the bench areas and courtside in front of the scorer's table, are **OFF LIMITS** to all photographers. Strobe or flash photography is permitted only with permission from the Ole Miss Athletics Communications Office. Strobes must be mounted away from the court area.

REBEL ROAD HEADQUARTERS

- Trip #1 Memphis, TN | Nov. 22-23**
The Westin Memphis Beale Street
Phone: 901.334.5900
- Trip #2 Brooklyn, NY | Nov. 26-29**
New York Marriott at Brooklyn Bridge
Phone: 718.246.7000
- Trip #3 Jackson, MS | Dec. 20-21**
The Westin Jackson
Phone: 601.968.8200
- Trip #4 Wichita, KS | Jan. 3-4**
Ambassador Hotel Wichita
Phone: 316.239.7100
- Trip #5 College Station, TX | Jan. 6-7**
Hilton College Station
Phone: 979.693.7500
- Trip #6 Gainesville, FL | Jan. 13-14**
Hilton University of Florida Gainesville
Phone: 352.371.3600
- Trip #7 Knoxville, TN | Jan. 20-21**
The Tennessean Hotel
Phone: 865.232.1800
- Trip #8 Athens, GA | Jan. 24-25**
Hotel Indigo Athens Downtown
Phone: 706.546.0430
- Trip #9 Baton Rouge, LA | Jan. 31-Feb. 1**
Renaissance Baton Rouge
Phone: 225.215.7000
- Trip #10 Lexington, KY | Feb. 14-15**
Hilton Lexington Downtown
Phone: 859.231.9000
- Trip #11 Columbia, MO | Feb. 17-18**
The Broadway DoubleTree
Phone: 573.875.7000
- Trip #12 Auburn, AL | Feb. 24-25**
Auburn Marriott Opelika Grand National
Phone: 334.741.9292
- Trip #13 Starkville, MS | Mar. 6-7**
Courtyard Marriott Starkville
Phone: 662.338.3116
- Trip #14 SEC Tournament | Mar. 10-15**
JW Marriott Nashville
Phone: 615.291.8600

TYPICAL CONFERENCE GAME WEEK MEDIA SCHEDULE

SUNDAY	MONDAY	TUESDAY	WEDNESDAY	THURSDAY	FRIDAY	SATURDAY
<ul style="list-style-type: none"> • Player interview requests for Monday due by 1 p.m. 	<ul style="list-style-type: none"> • Coach Davis and selected players available before practice typically 2-2:30 p.m. CT 	<ul style="list-style-type: none"> • Possible Gameday • Coach Davis and selected players available after game 	<ul style="list-style-type: none"> • Possible Gameday • Coach Davis and selected players available after game 	<ul style="list-style-type: none"> • No Interviews 	<ul style="list-style-type: none"> • Coach Davis and selected players available before practice typically 2-2:30 p.m. CT (Subject to change for Saturday road games) 	<ul style="list-style-type: none"> • Gameday • Coach Davis and selected players available after game

RADIO

Please contact the Athletics Communications Office for credentials and seating assignments. The visiting radio location is behind the scorer's table near the visitor's bench. Space for a crew of four is allowed for each broadcasting medium. As required by the SEC, Ole Miss provides two phone lines for visiting radio.

INTERNET ACCESS

The press area is equipped with secured wireless internet access for use by the media for sending stories and photographs. A limited number of ethernet lines are available in the media workroom.

MEDIA SERVICES

Complete pregame notes with team and individual statistics are available in the media workroom. During and after the game, Communications personnel will provide halftime box scores, final box scores and complete final statistics. Pregame food service will typically be available approximately 90 minutes prior to tipoff.

AUDIO/VIDEO

Ole Miss offers free FTP downloads of game highlights and interviews with coaches and players for television stations to use during regularly scheduled news/sportscasts. To access the Ole Miss FTP site, please contact Seth Austin at 662-915-2954 or saustin@ole-miss.edu.

Press conferences, media opportunities, practices and any form of competition may not be broadcast live without prior consent of the athletics department. Content attained via FTP should be credited to Ole Miss Sports Productions.

PRIMARY MEDIA OUTLETS

OXFORD

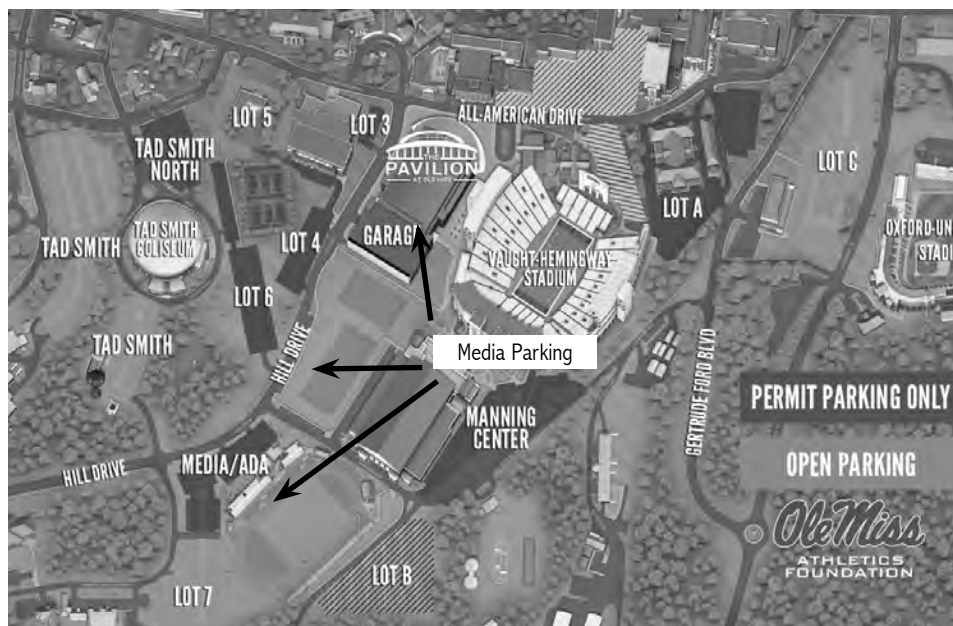
Oxford Eagle	662-234-4331
Daily Mississippian (campus)	662-915-5503
Ole Miss Spirit/247Sports	662-236-2667
RebelGrove.com/Rivals.com	662-238-7762
HottyToddy.com	662-816-8594
NewsWatch (campus)	662-915-5508
WQLJ-FM 93.7	662-236-0093
WUMS-FM 92.1 (campus)	662-915-5395

ADDITIONAL REGIONAL MEDIA

Associated Press	601-948-5897
Biloxi Sun Herald	228-896-2100
Bolivar Commercial	662-843-4241
Clarion-Ledger	601-961-7294
Clarksdale Press Register	662-627-2201
Commercial Appeal	901-529-2360
Commercial Dispatch	662-328-2471
Daily Corinthian	662-287-6111
Daily Leader	601-833-6961
Daily Sentinel-Star	662-226-4322
Delta Democrat Times	662-335-1155
Enterprise-Journal	601-684-2421
Greenwood Commonwealth	662-453-2908
Hattiesburg American	601-582-4341
Meridian Star	601-485-1203
Mississippi Network	601-957-1700
Mississippi Press/Press-Register	800-655-6597
Natchez Democrat	601-442-9101
Northeast Mississippi Daily Journal	662-842-2611
Vicksburg Post	601-636-4545
West Point Times Leader	662-494-1422
Panolian	662-563-4591
WCBI-TV (CBS)	662-245-0133
WTVA-TV (NBC)	662-842-7620
WREG-TV (CBS)	901-543-2117
WMC-TV (NBC)	901-726-0416
WATN-TV (ABC)	901-321-7617
WHBQ-TV (Fox)	901-320-1345
WJTV-TV (CBS)	601-944-4920
WLBT-TV (NBC)	601-960-4428
WAPT-TV (ABC)	601-922-1652
WABG-TV (ABC)	662-332-0949
WXVT-TV (CBS)	662-334-1500
WTOK-TV (ABC)	601-693-6397
WLOX-TV (ABC)	228-896-1313
WDAM-TV (NBC)	800-844-0730



BASKETBALL PARKING MAP





OLE MISS BASKETBALL RADIO NETWORK

The excitement of Ole Miss Basketball can be heard on approximately 25 radio stations this season by tuning in to the Ole Miss Sports Network from Learfield IMG College.

The Ole Miss Sports Network from Learfield IMG College will bring Rebel basketball broadcasts into homes in Mississippi as well as in the nearby states of Alabama, Arkansas, Louisiana and Tennessee. On some of the more powerful AM stations, the broadcasts carry into Florida, Georgia, Kentucky, Missouri and Texas. In addition, every game can be heard worldwide over the internet at www.OleMissSports.com, while select games will be available on Sirius and XM Satellite Radio. Fans can also listen on their mobile devices via the TuneIn app or TuneIn.com.

"The Voice of the Rebels," David Kellum, returns for his 30th season handling the Ole Miss radio play-by-play call. The veteran broadcaster also serves as the play-by-play announcer for both Ole Miss football and baseball. In 1998, 2000, 2002, 2004, 2011, 2012, 2016 and 2017 Kellum was honored as the Mississippi Sportscaster of the Year, as voted on by the National Sportscasters and Sportswriters Association members in the state. In August of 2006, he received the "Lindsey Nelson Outstanding Sportscaster" award from the All-American Football Foundation.

Kellum's first link with Ole Miss Athletics was in 1978. As a 19-year old freshman, he began broadcasting Rebel baseball, and has handled the baseball play-by-play for the past 39 seasons.



He has also been the play-by-play announcer for Ole Miss women's basketball contests and a public address announcer at football and basketball games.

Kellum also hosts Reb Talk, Ole Miss' weekly coaches radio call-in show for men's basketball and football. Reb Talk with head coach Kermit Davis will be broadcast live from Boure on the Oxford Square (Mondays, 7 p.m. beginning in January).

Joining Kellum on the radio broadcast is Marc Dukes. An Ole Miss assistant coach from 1999-2002 under Rod Barnes, Dukes helped lead the Rebels to three NCAA Tournament appearances which includes the 2000-01 squad's run to the Sweet 16. He enters his second full season in the analyst chair alongside Kellum.

REBELS ON TELEVISION

Nearly every Ole Miss basketball game will be televised or streamed this season. The Southeastern Conference and ESPN signed a 20-year agreement through 2034 to create and operate a multiplatform network which launched August 14, 2014. The new network and its accompanying digital platform carry SEC content 24/7 and featured more than 1,000 live events in its first year

The network televises more than 45 SEC football games, more than 100 men's basketball games, 60 women's basketball games, 75 baseball games, and events from across the SEC's 21 sports annually. Programming includes in-depth commentary and analysis in studio shows, daily news and information, original content such as SEC Storied, spring football games, and more.



This year, the Rebels will play at least 24 games on national television as well as seven contests digitally on SEC Network+.



Kevin Harlan and Bill Raftery of CBS Sports

2019-20 AFFILIATES

Amory	WAMY-AM (1580)
Batesville/Senatobia	WTNN-FM (93.7)
Brookhaven	WBKN-FM (92.1)
Columbus	WNMQ-FM (103.1)
Corinth	WXRZ-FM (94.3)
Greenwood	WYMX-FM (99.1)
Hattiesburg	WFMM-FM (97.3)
Hazlehurst	WDXO-FM (92.9)
Jackson	WFMN-FM (97.3)
Laurel	WLAU-FM (99.3)
Lexington, TN	WZLT-FM (99.3)
Louisville	WLSM-FM (107.1)
McComb	WMPK-FM (93.5)
Memphis	WHBQ-AM (560)
Meridian	WZKR-FM (103.3)
Natchez	WKSO-FM (97.3)
Ocean Springs	WOSM-FM (103.1)
Oxford	WOXF-FM (105.1)
Philadelphia	WHOC-AM (1490)
Prentiss	WIDR-FM (98.3)
Tupelo	WWMP-FM (102.9)
Vicksburg	WVBG-AM (1490)
Water Valley	WQLJ-FM (105.5)
Waynesboro	WABO-AM (990)
Yazoo City	WBYP-FM (107.1)
Nationwide	Satellite Radio (SiriusXM)
Online	OleMissSports.com (CBS Interactive)
Mobile	Ole Miss Sports Gameday app

NOTE: Ole Miss Radio Network affiliate list is subject to change ... All games can be heard on OleMissSports.com or via the TuneIn app ... Select games will be available on Sirius XM Satellite Radio.

Join head coach Kermit Davis for Reb Talk live from Boure in Oxford Mondays at 7 p.m. beginning in January.

OLE MISS BASKETBALL CAMPS

Summer 2020 dates to be announced. For more information, visit the "Camps and Clinics" link at OleMissSports.com or contact Thomas Gray at 662-915-5477 or tjgray@olemiss.edu.





Chris Helsel
General Manager



Gary Saunders
Associate General Manager



Brandon Hudspeth
Senior Account Executive



Dylan Tolley
Account Executive



Brynna Waters
Premium Services Coordinator

Ole Miss Sports Properties is the local Learfield IMG College team dedicated to the Rebels. Learfield IMG College, a new company formed following the merger of Learfield and IMG College on Dec. 31, 2018, is the athletics multimedia rightsholder for the University of Mississippi. Headquartered in Plano, Texas, the company has offices across the country, and on campuses nationwide, which allow for extended resources, innovations and national brand opportunities back to its local team dedicated to Ole Miss. Learfield IMG College, with its deep roots in college sports representing institutions

nationwide, has long had the privilege of being an advocate for intercollegiate athletics and the student-athlete experience. Since 2008, it has served as title sponsor for the acclaimed Learfield IMG College Directors' Cup, supporting athletic departments across all divisions.

The Learfield IMG College suite of services includes licensing and multimedia sponsorship management; publishing, broadcasting, digital and social media; ticket sales and professional concessions expertise; branding; campus-wide business and sponsorship development; and venue technology

systems. The company places tremendous emphasis on its people, providing utmost service to its collegiate partners, and cultivating a company which also gives back to the communities in which it serves. The company's people-first mentality and core values of "Build the Team, Grow the Company, Have Fun, and Love and Serve Others" are accentuated through a culture driven to exceed goals, serve its clients enthusiastically, work as a team, celebrate successes, and do what is right and honest in every endeavor.





RIVALRY

- Ole Miss has won nine of the past 12 matchups versus rival Mississippi State, including a thrilling 81-77 road victory over the No. 14 Bulldogs (Jan. 12, 2019). Behind a career-high 26 points from freshman Blake Hinson, the Rebels defeated their rivals to jump into the top 25 of both national rankings.

2019-20 SCHEDULE

 MS College ¹ Nov. 4	 Arkansas State Nov. 8	 Norfolk State Nov. 12	 Western Michigan Nov. 15	 Seattle Nov. 19	 at Memphis Nov. 23
 NIT Tip-Off ² Nov. 27	 NIT Tip-Off ² Nov. 29	 Butler Dec. 3	 CSU Bakersfield Dec. 7	 Middle Tennessee Dec. 14	 SLU ³ Dec. 21
 Tennessee Tech Dec. 29	 at Wichita State Jan. 4	 at Texas A&M* Jan. 7	 Arkansas* Jan. 11	 at Florida* Jan. 14	 LSU* Jan. 18
 at Tennessee* Jan. 21	 at Georgia* Jan. 25	 Auburn* Jan. 28	 at LSU* Feb. 1	 South Carolina* Feb. 5	 Florida* Feb. 8
 MSU* Feb. 11	 at Kentucky* Feb. 15	 at Missouri* Feb. 18	 Alabama* Feb. 22	 at Auburn* Feb. 25	 Vanderbilt* Feb. 29
		 Missouri* Mar. 4	 at MSU* Mar. 7		

1 - Exhibition 2- Brooklyn, NY
3- Jackson, MS

