


OleMiss

OLE MISS MEN'S BASKETBALL FACT BOOK

21-22




# 2021-22 RADIO/TV ROSTER



**0**

**ERIC VAN DER HEIJDEN**  
6-8 • 205 • F • Fr.  
Raleigh, N.C.




**1**

**AUSTIN CROWLEY**  
6-5 • 195 • G • Jr.  
West Point, Miss.



**2**

**DAESHUN RUFFIN**  
5-9 • 160 • G • Fr.  
Jackson, Miss.




**3**

**NYSIER BROOKS**  
7-0 • 245 • F • Gr.  
Philadelphia, Pa.




**4**

**JAEMYN BRAKEFIELD**  
6-8 • 220 • F • So.  
Jackson, Miss.



**5**

**JAMES WHITE**  
6-5 • 190 • G • Fr.  
Conyers, Ga.



**10**

**GRANT SLATTEN**  
6-5 • 195 • G • Fr.  
Sparta, Tenn.



**11**

**MATTHEW MURRELL**  
6-4 • 200 • G • So.  
Memphis, Tenn.




**14**

**TYE FAGAN**  
6-3 • 198 • G • Sr.  
Logtown, Ga.




**15**

**LUIS RODRIGUEZ**  
6-6 • 210 • G/F • Jr.  
Los Angeles, Calif.




**21**

**ROBERT ALLEN**  
6-8 • 230 • F • Sr.\*  
Orlando, Fla.



**23**

**SAMMY HUNTER**  
6-9 • 225 • F • Jr.  
Nassau, Bahamas



**24**

**JARKEL JOINER**  
6-1 • 180 • G • Sr.\*  
Oxford, Miss.



**33**

**JOHN MCBRIDE**  
6-7 • 214 • G • Jr.  
Memphis, Tenn.



**KERMIT DAVIS**  
Head Coach  
Fourth year at Ole Miss



**WIN CASE**  
Assistant Coach  
Fourth year at Ole Miss



**RONNIE HAMILTON**  
Assistant Coach  
Fourth year at Ole Miss



**LEVI WATKINS**  
Assistant Coach  
Fourth year at Ole Miss

## 2021-22 REBEL BREAKDOWN

## RETURNEES (7)

## Starters (2)

No.	Name	Pos.	Ht.	Wt.	Yr.	Exp.	Ppg	Rpg	Apg	Spg	Bpg	G/GS
24	Jarkel Joiner	G	6-1	180	Sr.	1L	12.0	2.6	1.7	1.1	0.1	28/24
15	Luis Rodriguez	G/F	6-6	210	Jr.	3L	7.6	6.3	2.0	1.6	0.6	28/28

## Other Letterwinners (5)

No.	Name	Pos.	Ht.	Wt.	Yr.	Exp.	Ppg	Rpg	Apg	Spg	Bpg	G/GS
11	Matthew Murrell	G	6-4	200	So.	1L	4.2	2.0	0.8	0.5	0.3	28/3
21	Robert Allen	F	6-8	225	Sr.	1L	3.6	3.2	0.8	0.6	0.4	28/8
1	Austin Crowley	G	6-5	195	Jr.	2L	2.4	1.5	0.7	0.4	0.1	27/2
23	Sammy Hunter	F	6-9	225	Jr.	2L	2.2	1.4	0.4	0.1	0.2	25/0
33	John McBride	G	6-7	220	Jr.	2L	0.3	0.5	0.0	0.0	0.0	4/0



Senior guard Jarkel Joiner

• **Jarkel Joiner**, the hometown Rebel, returns for his senior campaign after averaging 12.0 ppg as a junior. The Oxford native made an impact in his first season, ranking second on the team in scoring with the help of five 20-point games. Joiner was a team-best 84.5 percent from the free throw line, which ranked third in the SEC.

• **Luis Rodriguez**, the team's leader in rebounds and steals a season ago, is back as well. After breaking his foot five games into the 2019-20 season, the Ole Miss wing bounced back with a strong season. His 45 steals ranked fifth in the SEC, while his 176 rebounds were ninth in the conference.

• Ole Miss also returns four Rebels who found themselves in the rotation off the bench a season ago. **Robert Allen** and **Matthew Murrell** played in all 28 games during their first season in Oxford, while also making a total of 11 starts between the pair. **Austin Crowley** and **Sammy Hunter** also came off the bench as sophomores, playing in 27 and 25 games, respectively.

## LOST (7)

## Starters (3)

No.	Name	Pos.	Ht.	Wt.	20-21 Yr.	Exp.	Ppg	Rpg	Apg	Spg	Bpg	G/GS
2	Devontae Shuler*	G	6-2	190	Sr.	4L	15.3	3.0	3.3	1.6	0.1	27/27
0	Romello White	F	6-8	235	Gr.	1L	11.4	6.0	1.0	0.5	1.3	28/25
5	KJ Buffen	F	6-7	230	Jr.	3L	8.4	4.5	1.5	0.9	0.6	26/21

\* First Team All-SEC

## Other Letterwinners (4)

3	Khadim Sy	F	6-10	238	Sr.	2L	3.1	1.9	0.3	0.4	0.3	14/2
14	Dimencio Vaughn	G/F	6-5	215	Gr.	1L	1.7	1.5	0.3	0.4	0.2	16/0
12	Shon Robinson	F	6-11	220	R-Fr.	1L	1.3	0.8	0.0	0.0	0.2	6/0
4	Antavion Collum	F	6-7	230	So.	2L	1.1	1.0	0.5	0.4	0.0	8/0

• The Rebels must replace First Team All-SEC guard **Devontae Shuler**, who also won the Howell Trophy as the best college basketball player in the state of Mississippi. Shuler finished his career ranked 20th on the program's all-time scoring list with 1,319 points. He also ended his career third in steals (185), eighth in three-pointers made (178) and 10th in assists (329).

• Ole Miss also lost **Romello White**, a graduate transfer who left his mark in his lone season as a Rebel. White (11.4 ppg, 6.0 rpg) shot 64.9 percent from the field throughout the season, setting a new school record.

# 2021-22 REBEL BREAKDOWN

### NEWCOMERS (7)

No.	Name	Pos.	Ht.	Wt.	Yr.	Exp.	Ppg	Rpg	Apg	Spg	Bpg	G/GS
14	Tye Fagan	G	6-3	198	Sr.	TR	9.2	4.3	1.1	0.5	0.3	26/25
3	Nysier Brooks	C	7-0	245	Gr.	TR	7.4	5.8	0.8	0.6	1.0	27/25
4	Jaemyn Brakefield	F	6-8	220	So.	TR	3.5	2.5	0.5	0.4	0.4	22/2
2	Daeshun Ruffin	G	5-9	160	Fr.	HS	--	--	--	--	--	--
10	Grant Slatten	G	6-5	195	Fr.	HS	--	--	--	--	--	--
0	Eric Van Der Heijden	F	6-8	205	Fr.	HS	--	--	--	--	--	--
5	James White	G	6-5	190	Fr.	HS	--	--	--	--	--	--

- The newcomers feature three transfers with a plethora of college basketball experience. **Jaemyn Brakefield** (Duke) **Nysier Brooks** (Miami, FL) and **Tye Fagan** (Georgia) have played a combined 241 games at the Division I level.
- The quartet of freshman are led by Jackson, Mississippi, native **Daeshun Ruffin**. The guard decided to remain in the Magnolia State to continue his career, becoming the first McDonald's All-American to sign with Ole Miss out of high school. **Grant Slatten** (Tennessee), **Eric Van Der Heijden** (North Carolina) and **James White** (Georgia) come from out of state following success throughout high school.

## 2021-22 REBELS



Front Row (L-R): Grant Slatten, Sammy Hunter, Jaemyn Brakefield, John McBride, Luis Rodriguez, Austin Crowley, Jarkel Joiner, Daeshun Ruffin, Matthew Murrell, Eric Van Der Heijden, Tye Fagan, Robert Allen, Nysier Brooks, James White. Back Row: Athletic Trainer Andrew Beyke, Graduate Manager Michael Van Hooser, Strength & Conditioning Coach Riley Allen, Director of Video & Analytics Connor Walsh, Director of Operations Nathan Dye, Assistant Coach Ronnie Hamilton, Head Coach Kermit Davis, Assistant Coach Win Case, Assistant Coach Levi Watkins, Associate AD Bobby Lutz, Graduate Manager JD Gledhill, Director of Operations Vic Meena, Graduate Manager Gray Spencer.

## 2021-22 REBEL ROSTER

## NUMERICAL

#	NAME	POS.	HT.	WT.	YR.-EXP.	HOMETOWN (LAST SCHOOL)
0	Eric Van Der Heijden	F	6-8	205	FR.-HS	Raleigh, N.C. (Millbrook)
1	Austin Crowley	G	6-5	195	JR.-2L	West Point, Miss. (Sunrise Christian Academy (Kan.))
2	Daeshun Ruffin	G	5-9	160	FR.-HS	Jackson, Miss. (Callaway)
3	Nysier Brooks	C	7-0	245	GR.-TR	Philadelphia, Pa. (Miami (FL))
4	Jaemyn Brakefield	F	6-8	220	SO.-TR	Jackson, Miss. (Duke)
5	James White	G	6-5	190	FR.-HS	Conyers, Ga. (Heritage)
10	Grant Slatten	G	6-5	195	FR.-HS	Sparta, Tenn. (White County)
11	Matthew Murrell	G	6-4	200	SO.-1L	Memphis, Tenn. (IMG Academy)
14	Tye Fagan	G	6-3	198	SR.-TR	Logtown, Ga. (Georgia)
15	Luis Rodriguez	G/F	6-6	210	JR.-3L	Los Angeles, Calif. (Woodstock Academy (Conn.))
21	Robert Allen	F	6-8	225	SR.-1L	Orlando, Fla. (Samford)
23	Sammy Hunter	F	6-9	225	JR.-2L	Nassau, Bahamas (B.C. Christian Academy (Canada))
24	Jarkel Joiner	G	6-1	180	SR.-1L	Oxford, Miss. (CSU Bakersfield)
33	John McBride	G	6-7	220	JR.-2L	Memphis, Tenn. (Memphis University School)

## ROSTER BREAKDOWN

## BY CLASS

Seniors (4): Robert Allen, Nysier Brooks, Tye Fagan, Jarkel Joiner

Juniors (4): Austin Crowley, Sammy Hunter, John McBride, Luis Rodriguez

Sophomores (2): Jaemyn Brakefield, Matthew Murrell

Freshmen (4): Daeshun Ruffin, Grant Slatten, Eric Van Der Heijden, James White

## BY STATE/COUNTRY

Mississippi (4): Jaemyn Brakefield, Austin Crowley, Jarkel Joiner, Daeshun Ruffin

California (1): Luis Rodriguez

Florida (1): Robert Allen

Georgia (2): Tye Fagan, James White

North Carolina (1): Eric Van Der Heijden

Pennsylvania (1): Nysier Brooks

Tennessee (3): Grant Slatten, John McBride, Matthew Murrell

The Bahamas (1): Sammy Hunter

## COACHING STAFF

## Head Coach:

Kermit Davis (Mississippi State, 1982), Fourth Season

## Assistant Coaches:

Win Case (University of Science and Arts of Oklahoma, 1986),  
Fourth Season

Ronnie Hamilton (Duke, 2002), Fourth Season

Levi Watkins (NC State, 2005), Fourth Season

**Director of Operations - Internal Affairs:** Nathan Dye

**Director of Operations - External Affairs:** Vic Meena

**Director of Video & Analytics:** Connor Walsh

**Athletic Trainer:** Andrew Beyke

**Strength & Conditioning Coach:** Riley Allen

**Senior Staff Assistant:** Kara Hobson

## PRONUNCIATION GUIDE

• **JAEMYN** Brakefield

• **NYSIER** Brooks

• Austin **CROWLEY**

• Eric Van Der **HEIJDEN**

• **DAESHUN** Ruffin

• Grant **SLATTEN**

• Tye **FAGAN**

**JAY-min**

**NIGH-seer**

**CROW-lee**

**HIGH-den**

**DAY-shawn**

**SLAT-ten**

**FAY-gan**

# 2021-22 SCHEDULE

DAY	DATE	OPPONENT	SITE	TIME	TV
Fri.	Nov. 5	Trevecca (Ex.)	SJB Pavilion	6 p.m.	None
Tues.	Nov. 9	New Orleans	SJB Pavilion	6:30 p.m.	SECN+
Fri.	Nov. 12	Charleston Southern	SJB Pavilion	6 p.m.	SECN+
Thurs.	Nov. 18	vs. Marquette <sup>^</sup>	Charleston, S.C.	6 p.m.	ESPN2/ESPNU
Fri.	Nov. 19	vs. West Virginia/Elon <sup>^</sup>	Charleston, S.C.	6/8 p.m.	TBA
Sun.	Nov. 21	TBA <sup>^</sup>	Charleston, S.C.	TBA	TBA
Fri.	Nov. 26	Mississippi Valley State	SJB Pavilion	3 p.m.	SECN+
Tues.	Nov. 30	Rider	SJB Pavilion	6:30 p.m.	SECN+
Sat.	Dec. 4	Memphis	SJB Pavilion	11 a.m.	ESPN2
Sat.	Dec. 11	vs. Western Kentucky	Atlanta, Ga.	7:30 p.m.	SEC Network
Wed.	Dec. 15	Middle Tennessee	SJB Pavilion	6:30 p.m.	SECN+
Sat.	Dec. 18	Dayton	SJB Pavilion	5:30 p.m.	SEC Network
Tues.	Dec. 21	Samford	SJB Pavilion	3 p.m.	SECN+
Wed.	Dec. 29	Florida*	SJB Pavilion	4 p.m.	SEC Network
Wed.	Jan. 5	at Tennessee*	Knoxville, Tenn.	6 p.m.	SEC Network
Sat.	Jan. 8	Mississippi State*	SJB Pavilion	7:30 p.m.	SEC Network
Tues.	Jan. 11	at Texas A&M*	College Station, Texas	7:30 p.m.	SEC Network
Sat.	Jan. 15	Auburn*	SJB Pavilion	7:30 p.m.	SEC Network
Tues.	Jan. 18	Missouri*	SJB Pavilion	6 p.m.	ESPNU
Sat.	Jan. 22	at Mississippi State*	Starkville, Miss.	3 p.m.	ESPN/ESPN2/ESPNU
Wed.	Jan. 26	Arkansas*	SJB Pavilion	6 p.m.	SEC Network
Sat.	Jan. 29	Kansas State%	SJB Pavilion	3 p.m.	ESPNU
Tues.	Feb. 1	at LSU*	Baton Rouge, La.	8 p.m.	SEC Network
Sat.	Feb. 5	at Florida*	Gainesville, Fla.	2:30 p.m.	SEC Network
Wed.	Feb. 9	Alabama*	SJB Pavilion	7:30 p.m.	SEC Network
Sat.	Feb. 12	at Missouri*	Columbia, Mo.	7:30 p.m.	SEC Network
Tues.	Feb. 15	South Carolina*	SJB Pavilion	6 p.m.	ESPNU
Sat.	Feb. 19	at Georgia*	Athens, Ga.	12 p.m.	SEC Network
Wed.	Feb. 23	at Auburn*	Auburn, Ala.	7:30 p.m.	SEC Network
Sat.	Feb. 26	Texas A&M*	SJB Pavilion	2:30 p.m.	SEC Network
Tues.	March 1	at Kentucky*	Lexington, Ky.	6 p.m.	ESPN/ESPN2
Sat.	March 5	Vanderbilt*	SJB Pavilion	5 p.m.	SEC Network

SEC Tournament: March 9-13, Tampa, Fla.

NCAA Tournament: March 15 - April 4

## SCHEDULE NOTES:

All times CENTRAL

<sup>^</sup> - Shriners Children's Charleston Classic

& - Holiday Hoopsgiving

% - SEC/Big 12 Challenge

\*SEC Contest



# HEAD COACH KERMIT DAVIS

Kermit Davis is in his fourth season at the helm of Ole Miss Basketball. A nine-time conference coach of the year, Davis is 38th among active Division I head coaches with 454 career wins over 23 seasons, including stints at MT, Idaho and Texas A&M. In 26 seasons as a college basketball head coach, he has amassed 520 wins.

Davis has coached four all-conference players during his three seasons in Oxford, including a trio of First Team All-SEC guards. Devontae Shuler was the latest Rebel to finish his collegiate career with First Team All-SEC honors along with winning the C Spire Howell Trophy as the best men's basketball player in the state of Mississippi. Prior to Shuler, Breein Tyree earned first team accolades in back-to-back seasons (2018-19, 2019-20). Tyree's game blossomed in Davis' system, ranking in the conference's top three in scoring as a junior (third-17.9 ppg) and as a senior (second-19.7 ppg). Current Sacramento King Terence Davis also found success under his new head coach as a senior (2018-19) before becoming the first Rebel in more than a decade to play in the NBA.

Davis has taken Ole Miss to new heights in recruiting, signing the two highest ranked recruits in program history. Matthew Murrell broke the record first as part of the 2020 class before 2021 Mississippi Gatorade Player of the Year Daeshun Ruffin became Ole Miss' top rated recruit. Ruffin also became the first McDonald's All-American to sign with the Rebels out of high school. Both cracked the top 40 nationally when they signed to continue their careers at Ole Miss.

After being the last team from a Power 5 conference to start the 2020-21 season due to a COVID-19 outbreak within the program, Davis' Rebels made a late season run that nearly resulted in an NCAA Tournament berth. Boasting the SEC's best scoring defense, allowing only 65.4 ppg, the Rebels won 10 of their final 13 games. Two of those victories were over top-10 teams. Ole Miss finished the season 3-0 against top-25 opponents, one of only four teams to go undefeated versus ranked teams during the 2020-21 campaign. Just missing out on March Madness, the Rebels received a No. 1 seed in the NIT to make their second postseason. While Shuler led the way as a First Team All-SEC guard, graduate transfer Romello White made an impact in his only season by setting the school record for field goal percentage in a single season (64.9 percent).

During his second season, Davis earned his 500th career win as a head coach. With defense a common emphasis to his teams, Ole Miss finished the 2020 season ranked 15th nationally in three-point field goal percentage defense (29.2). The 2019-20 campaign was highlighted by a comeback victory over Penn State in the NIT Tip-Off, in which the Rebels trailed by as many as 21 points in the second half, and a 25-point victory over rival Mississippi State. The win over the Bulldogs was Ole Miss' fifth-largest margin of victory in the SEC's most-played rivalry.

After leading Middle Tennessee to conference championships and NCAA Tournament runs, the Leakesville, Mississippi, native returned to his home state as the 22nd permanent head coach of the Ole Miss basketball program, as announced on March 15, 2018.

Davis wasted no time making an impact in Oxford. With the Rebels coming off a last-place finish in 2017-18, the media picked Ole Miss to land at the bottom of the

SEC standings again in 2018-19. However, Davis led one of the biggest turnaround seasons in the nation. Behind the play of All-SEC guards Tyree (first team) and Terence Davis (second team), the Rebels posted a 20-13 record to earn a spot in the NCAA Tournament for the first time in four years. With a return to March Madness for the sixth time in his career, Davis joined a list of 63 coaches in college basketball history to take three different schools to the NCAA Tournament.

Ole Miss won 13 of its first 15 games to begin the Davis era, which included victories against top-15 teams Auburn and Mississippi State to vault the Rebels into the national rankings for the first time in six years. Davis became the first Ole Miss head coach to win his first three SEC games. The Rebels ended the conference slate with a 10-8 mark, good enough for a tie for sixth in the standings. Davis was named SEC Coach of the Year by his peers and the Associated Press, earning conference coach of the year accolades for the ninth time in his career. He became the sixth Ole Miss coach to earn SEC Coach of the Year honors, while joining Andy Kennedy as the only Rebel coaches to collect the award in their first year in Oxford.

Davis brought an excited brand of basketball to The Pavilion, as Ole Miss led the SEC in increased attendance for conference games (23.75 percent). The Rebels sold out five home games in his first year, exceeding the four sellouts combined over the first two and a half seasons in The Pavilion.

Prior to returning to his home state, Davis guided Middle Tennessee to league titles in six of his last nine years in Murfreesboro, between Conference USA and the Sun Belt. Middle Tennessee was one of five programs he led to conference championships.

Under Davis' watch, Middle Tennessee made the 2013, 2016 and 2017 NCAA tournaments and defeated No. 2 seed Michigan State and No. 5 seed Minnesota in back-to-back seasons.

With a 25-8 record in 2018, Middle Tennessee reached the 24-win mark for the sixth time in seven seasons, which in turn led to six postseason appearances during that period. The Blue Raiders won consecutive Conference USA regular season titles in Davis' final two years, posting a 33-3 mark in C-USA play.

Davis' Blue Raiders posted a 31-5 record in 2017, including a 17-1 mark in Conference USA play, setting a school record for overall victories and a C-USA record for league wins. Middle Tennessee swept the conference regular season and tourney titles on its way to a second consecutive NCAA Tournament berth that saw them topple No. 5 seed Minnesota, 81-72, in Milwaukee.

The Blue Raiders finished the 2016 season with a 25-10 mark and won their first Conference USA Tournament title just three years into their tenure. In the Big Dance, Davis led the Raiders to St. Louis as a No. 15 seed against Tom Izzo's No. 2 seed and second-ranked Michigan State Spartans, directing one of the biggest upsets in NCAA Tournament history as the Blue Raiders captured a 90-81 win to move into the second round.

Middle Tennessee was a giant killer under Davis, posting a 12-11 record against seven different Power 5 teams from 2012 through 2018. Over the final three seasons, the Blue Raiders boasted a 7-1 record against the SEC and Big Ten, including

the two NCAA Tournament wins.

Defense has long been a staple for Davis' squads, as the Blue Raiders ranked top two in C-USA in scoring defense in each of his final four seasons. That style of play correlated to tremendous success on the road, including a 23-3 record away from home over his last two campaigns.

With Davis' emphasis on academics, Middle Tennessee was one of only six teams in 2017 and one of only seven in 2016 with a 100 percent graduation rate and also win an NCAA Tournament game that season – joining Kansas, Villanova, Duke, Notre Dame and Butler in both seasons as well as Iowa in 2016. Davis graduated 52 consecutive MT student-athletes that exhausted their eligibility.

Davis excelled in ramping up fan support during his tenure as well, frequently surpassing season attendance marks while averaging a home crowd of nearly 7,000 in his final season. A Murphy Center attendance record of 11,807 was set for Western Kentucky in 2004, while 11,802 fans were on hand for the Tennessee game in 2009.

Davis coached 25 all-conference players and five players of the year at Middle Tennessee and signed five top-25 recruiting classes, including the No. 11 class in 2004. He left Murfreesboro as the all-time winningest coach for both the school and the Sun Belt Conference.

Before arriving at Middle Tennessee in 2002, Davis spent five seasons as the associate head coach at LSU under John Brady. With Davis assembling multiple top-five recruiting classes, the Tigers captured the SEC title in 2000 and reached the Sweet 16 for the first time in 13 years.

In two tours of duty as Idaho head coach in 1997 and from 1989-90, Davis compiled a 63-29 record, the best three-year total in the program's history, and earned NCAA Tournament berths in 1989 and 1990.

Davis took the helm at Idaho before the 1989 season after two years as an assistant coach under Tim Floyd, and at the time, was the youngest Division I head coach in the nation at age 28. It was not the first time Davis had been the country's youngest head coach. When he was hired as the head coach at Southwest Mississippi Community College in 1984, he became the youngest junior college coach in the nation at age 24. His youth served him well at Southwest Mississippi, as he put together a 39-20 record in two seasons. His 1986 squad won 22 games, posting the school's first 20-win season in 17 years.

After spending two seasons as the head coach at Idaho, Davis went on to become the head coach at Texas A&M for the 1991 campaign. From Texas A&M, Davis moved on to serve as associate head coach at Chipola Junior College for two seasons before ascending to the top spot for the 1994 campaign. During his season as the team's head coach, Chipola finished the season ranked No. 4 in the national polls and posted a 27-5 record, giving the team the second-most wins in school history.

From Chipola, Davis moved on to serve as associate head coach at Utah State from 1995-96. With the Aggies, Davis coached under Larry Eustachy, and the pair combined to win the Big West championship in 1995.

The son of former Mississippi State head coach Kermit Davis Sr., the younger Davis played for the Bulldogs and graduated from MSU in 1982, before beginning his coaching career at his alma mater as a graduate assistant.

He and his wife, Betty, have two daughters, Ally and Claire.



A nine-time conference coach of the year, Kermit Davis is the reigning SEC Coach of the Year after his first season at Ole Miss.



The Davis family (from L-to-R): Betty, Kermit, Ally, Claire.



**CAREER RECORD AS A HEAD COACH (ALL DIVISIONS):**

520-305 (.630 pct. / 25 seasons)

**CAREER RECORD AS A HEAD COACH (DIVISION I):**

454-280 (.619 pct. / 22 seasons)

**COACHING HONORS**

- 1989 Big Sky Coach of the Year (league)
- 1990 Big Sky Coach of the Year (league)
- 2003 Sun Belt Coach of the Year (league)
- 2008 Sun Belt Coach of the Year (Colleg Insider.com)
- 2010 Sun Belt Coach of the Year (Colleg Insider.com)
- 2012 Sun Belt Coach of the Year (league, Colleg Insider.com)
- 2012 NABC District 24 Coach of the Year
- 2013 Sun Belt Coach of the Year (league, Colleg Insider.com)
- 2016 Daily News Journal Sportsperson of the Year
- 2017 Conference USA Coach of the Year (league)
- 2017 NABC District 11 Coach of the Year
- 2017 TSWA Coach of the Year
- 2019 Jim Phelan Award Finalist (Colleg Insider.com)
- 2019 SEC Coach of the Year (league, AP)



**FASTBREAK FACTS ON KERMIT DAVIS**

- Ranks 132nd all-time in career wins and 38th among active head coaches
- One of three active coaches to be named coach of the year in four different conferences
- One of 63 coaches in college basketball history to take three different schools to the NCAA Tournament
- Has guided teams to 15 postseason appearances as a head coach
- One of eight active head coaches to be the son of a former Division I head coach
- Nine seasons of 24 or more wins as a head coach
- Nine-time conference coach of the year
- Sixth Ole Miss coach to earn SEC Coach of the Year honors, only the second to do so in his first year
- First coach in Ole Miss history to win his first three SEC games
- Third coach in Ole Miss history to win 20 games in his first season as head coach
- Winningest head coach in Middle Tennessee history
- Winningest head coach in Sun Belt Conference history
- Coached Middle Tennessee to 179 wins in his last seven seasons, in Murfreesboro, the most by any school in the state of Tennessee during that span
- Won eight conference championships (six regular season, two conference tournaments) at Middle Tennessee over his final nine seasons
- Coached one of the biggest upsets in NCAA Tournament history, leading No. 15 seed Middle Tennessee to a win over No. 2 seed Michigan State in the 2016 NCAA Tournament
- One year later, led Middle Tennessee back to the NCAA Tournament as a No. 12 seed, where they beat No. 5 seed Minnesota
- As a head coach, has led his teams to 14 conference championships (10 regular season, four conference tournaments)
- Serving as associate head coach, helped Utah State and LSU earn conference titles; took LSU to the Sweet 16 to conclude a 28-6 campaign
- Inducted into the Southwest Mississippi College Hall of Fame in October 2018
- Youngest Division I head coach in the nation at Idaho at age 28
- Youngest junior college coach in the nation at Southwest Mississippi at age 24
- He and his wife Betty have two daughters, Ally and Claire

\*Coach Davis' full bio can be found on [OleMissSports.com](http://OleMissSports.com)

**COACHING CAREER**

Season	School	Position	Record/Postseason
1984-85	Southwest Mississippi CC	Head Coach	17-9
1985-86	Southwest Mississippi CC	Head Coach	22-11
1986-87	Idaho	Assistant Coach	16-14
1987-88	Idaho	Assistant Coach	19-11
1988-89	Idaho	Head Coach	25-6/NCAA First Round
1989-90	Idaho	Head Coach	25-6/NCAA First Round
1990-91	Texas A&M	Head Coach	8-21
1991-92	Chipola	Associate Head Coach	
1992-93	Chipola	Associate Head Coach	
1993-94	Chipola	Head Coach	27-5/State Semifinals
1994-95	Utah State	Associate Head Coach	21-8/NIT
1995-96	Utah State	Associate Head Coach	18-15
1996-97	Idaho	Head Coach	13-17
1997-98	LSU	Associate Head Coach	9-18
1998-99	LSU	Associate Head Coach	12-15
1999-2000	LSU	Associate Head Coach	28-6/NCAA Sweet Sixteen
2000-01	LSU	Associate Head Coach	13-16
2001-02	LSU	Associate Head Coach	19-15/NIT Second Round
2002-03	Middle Tennessee	Head Coach	16-14
2003-04	Middle Tennessee	Head Coach	17-12
2004-05	Middle Tennessee	Head Coach	19-12
2005-06	Middle Tennessee	Head Coach	16-12
2006-07	Middle Tennessee	Head Coach	15-17
2007-08	Middle Tennessee	Head Coach	17-15
2008-09	Middle Tennessee	Head Coach	18-14
2009-10	Middle Tennessee	Head Coach	19-14/CIT First Round
2010-11	Middle Tennessee	Head Coach	16-16
2011-12	Middle Tennessee	Head Coach	27-7/NIT Quarterfinals
2012-13	Middle Tennessee	Head Coach	28-6/NCAA First Four
2013-14	Middle Tennessee	Head Coach	24-9
2014-15	Middle Tennessee	Head Coach	19-17/CIT First Round
2015-16	Middle Tennessee	Head Coach	25-10/NCAA Second Round
2016-17	Middle Tennessee	Head Coach	31-5/NCAA Second Round
2017-18	Middle Tennessee	Head Coach	25-8/NIT Second Round
2018-19	Ole Miss	Head Coach	20-13/NCAA First Round
2019-20	Ole Miss	Head Coach	15-17
2020-21	Ole Miss	Head Coach	16-12/NIT First Round

**EDUCATION:** Bachelor's (1982); Master's (1984) - Mississippi State



# win CASE

Assistant Coach

Fourth Season

University of Science and Arts of Oklahoma ('86)



Win Case is in his fourth season as Ole Miss assistant coach after head coach Kermit Davis named him to the staff in March 2018.

Alongside Davis for the past 13 seasons, Case helped turn Middle Tennessee into a mid-major powerhouse before following the head coach to Oxford.

In three seasons at Ole Miss, Case has been instrumental in the Rebels' recruiting success. Case served as the primary recruiter of Matthew Murrell and Daeshun Ruffin, the top two highest ranked recruits in program history. As part of the 2021 class, Ruffin became the first McDonald's All-American to sign with the Rebels out of high school. During the staff's first full recruiting cycle (2019), Case helped assemble a top-20 class, one of the best in Ole Miss history.

Case helped create a different culture of Ole Miss Basketball immediately. That shift proved successful as the Rebels earned a trip to the NCAA Tournament in Case's first season in Oxford. Ole Miss posted a 20-13 overall record to go along with a 10-8 mark to place sixth in the SEC, well ahead of the media's last-place prediction. Case guided All-SEC guards Breein Tyree (first team) and Terence Davis (second team), the highest scoring duo in conference games at 19.1 ppg and 15.5 ppg, respectively. Throughout the season, Ole Miss knocked down free throws at a 78.3 percent clip to rank fourth in the nation and set a school record.

Prior to his arrival in Oxford, Case spent 10 seasons on Davis' staff at Middle Tennessee, helping the Blue Raiders capture seven conference titles and make three NCAA Tournament appearances. Middle Tennessee won 232 games during Case's decade in Murfreesboro, including six seasons with at least 24 victories.

Case was highly successful at each of his previous collegiate stops with a proven track record as both an assistant and head coach, having been part of national championship teams in each capacity. His career win-loss record as a head coach is an astounding 392-169. In 2012, Case was one of 15 coaches named to the NAIA 75th Anniversary Team, joining the likes of John Wooden and other legendary coaches.

The highly successful coach was the head men's basketball coach at Redlands College for one season, following a two-year stint at Eastern Oklahoma State College, where he served as head men's basketball coach and athletics director. Case was head coach at Oklahoma City University for 13 years, posting a 343-127 record and winning the NAIA National Championship in 1994 and again in 1996. Before being head coach at Oklahoma City, Case served as an assistant there for two years and was part of two NAIA national championships (1991, 1992). The 1992 squad was 38-0.

Case played two seasons at Seminole Junior College and led the team to a runner-up finish in the NJCAA national championship game. Following two years of junior college, Case played two years at Oklahoma State, where he averaged 10.7 points as a senior. Case and current Kansas head coach Bill Self were teammates at Oklahoma State, and his son, Jeremy, was a member of Kansas' national championship team in 2008 and is currently the video coordinator for the Jayhawks.

Case began his coaching career as an assistant at Oklahoma Baptist in 1987. He spent two seasons as an assistant at Eastern Oklahoma before joining the staff at Oklahoma City University. He earned his bachelor's degree from the University of Science and Arts of Oklahoma in 1986.

Case has four children – Jeremy, Tiffany, Pierce and Julian. He is married to the former Ronda Crowe.

## THE CASE FILE

### COACHING CAREER

Season	School	Position
2019-Pres.	Ole Miss	Assistant Coach
2009-18	Middle Tennessee	Assistant Coach
2008	Redlands College	Head Coach/Athletic Director
2006-07	Eastern Oklahoma St.	Head Coach/Athletic Director
1994-2005	Oklahoma City University	Head Coach
1992-93	Oklahoma City University	Assistant Coach
1989-90	Eastern Oklahoma St.	Assistant Coach
1988	Oklahoma Baptist	Assistant Coach

### EDUCATION

1986 B.A. in Education  
University of Science and Arts of Oklahoma



Coach Case on the sidelines at the SJB Pavilion.

# ronnie HAMILTON

Assistant Coach

Fourth Season

Duke (2002)



Ronnie Hamilton is in his fourth year as assistant coach for the Rebels, having been hired by head coach Kermit Davis in March 2018. Hamilton has been alongside Davis for the past seven seasons, three at Ole Miss and four at Middle Tennessee.

Working with the guards, Hamilton's guidance has led to the growth of several Rebels. In his three seasons in Oxford, a Rebel has been named All-SEC four times. Devontae Shuler was the latest First Team All-SEC guard, leading the Rebels in scoring as a senior and earning the 2021 Howell Trophy as the best men's college basketball player in the state of Mississippi. Breein Tyree earned first team all-conference honors in back-to-back seasons (2018-19, 2019-20), while Terence Davis (Sacramento Kings) collected All-SEC accolades during his senior campaign (2018-19).

A top recruiter, Hamilton made an immediate impact as Ole Miss' 2019 class ranked top-20 nationwide, one of the highest-ranked recruiting classes in school history. The 2020 class and the 2021 class featured the top two rated recruits Ole Miss has ever signed.

In each of the past two offseasons, Hamilton was selected to participate in the prestigious TopConnect Basketball Symposium. The annual event identifies the top assistant basketball coaches in the country and connects them with mid-major athletic directors, providing tremendous networking and leadership development opportunities.

Hamilton helped the Rebels return to the NCAA Tournament for the first time in four seasons. Ole Miss exceeded expectations after being picked to finish last in the SEC, posting a 20-13 (10-8 SEC) record to place sixth in the conference standings and earn a berth to March Madness.

In his first season at Ole Miss, Hamilton helped mentor the highest scoring duo in the SEC in all-conference guards Tyree (first team) and Terence Davis (second team). Focusing on defense, Devontae Shuler (56) and Terence Davis (54) became the first pair of Rebels to tally at least 54 steals in the same season. The Rebels also shot 78.3 percent from the free throw line, a school record that ranked fourth in the country.

Before coming to Ole Miss, Hamilton was at Middle Tennessee for four seasons, assisting the program in one of the best runs in school history. With Davis and fellow Rebel assistant Win Case, he helped produce a stretch in which the Blue Raiders earned three straight Conference USA championships, recorded two NCAA Tournament upsets over No. 2 seed Michigan State (2016) and No. 5 seed Minnesota (2017) and won a school-record 31 games (2016).

Before arriving at Middle Tennessee, Hamilton was familiar with Conference USA due

to stints at Houston and Tulane. The Oxford, North Carolina, native joined the Blue Raider coaching staff after a two-year stop at Houston.

During the 2012-13 season, Hamilton helped the Cougars post a 20-13 record and a 7-9 mark in C-USA play before they made the move to the American Athletic Conference.

In his first season with Houston, Hamilton worked closely with guard Joseph Young, who was named to the All-Conference USA Third Team and was selected to the USBWA All-District VII squad. During the 2012-13 campaign, Hamilton also worked closely with Danuel House, who went on to garner C-USA Freshman of Year honors, marking a program first for Houston in C-USA.

Prior to his two years at Houston, Hamilton spent a pair of years on the Tulane coaching staff. With the Green Wave, he played a large role in recruiting 2012 All-Conference USA First Team honoree and C-USA Freshman of the Year Ricky Tarrant. Hamilton was also heavily involved in recruiting Josh Davis, who was a First Team All-C-USA player during the 2012-13 season.

Hamilton served two years as an assistant at The Citadel, where he was instrumental in the development and recruitment of All-Southern Conference selection and mid-major All-Americans Demetrius Nelson, John Brown, Michael Groselle and Cameron Wells. While on the Bulldog coaching staff, Hamilton helped lead The Citadel to 36 wins, including a school-record tying 20 wins during the 2008-09 campaign.

Hamilton made his way to Charleston, South Carolina after a three-year stint at Division II member Tarleton State from 2005-08. The Texans posted a 70-23 record, picking up wins against Baylor and TCU during his tenure in Stephenville, Texas. In 2005-06, Tarleton State made the program's second-straight Elite Eight appearance and posted a 27-7 overall record.

In 2005, Hamilton graduated with his master's in physical education with a concentration in sports administration from UNC Pembroke, where he served as a graduate assistant coach for the Braves from 2003-05. As a GA at Pembroke, he was responsible for planning practices, leading on-floor coaching, heading up the strength and conditioning program and handling film exchange, while also serving as the recruiting coordinator.

He received his bachelor's degree in political science and history from Duke in 2002. Hamilton was a four-year letterman for the Blue Devil football team as a defensive back.

Hamilton has four children – Jalyn, Ryan, Annalisa and Bryson. He is married to the former Christabell Mariner.

## THE HAMILTON FILE

### COACHING CAREER

Season	School	Position
2019-Pres.	Ole Miss	Assistant Coach
2015-18	Middle Tennessee	Assistant Coach
2013-14	Houston	Assistant Coach
2011-12	Tulane	Assistant Coach
2009-10	Citadel	Assistant Coach
2006-08	Tarleton State	Assistant Coach
2004-05	UNC Pembroke	Graduate Assistant

### EDUCATION

2002 B.A. in Political Science and History  
Duke



Ronnie Hamilton on the bench during a Rebel home game.

# Levi WATKINS

Assistant Coach

Fourth Season

NC State (2005)



Levi Watkins is in his fourth year as assistant coach for the Rebels, having been hired by head coach Kermit Davis in April 2018.

Primarily coaching the post players, Watkins has been instrumental in the growth and production by the Ole Miss frontcourt.

After recruiting graduate transfer Romello White to Oxford, Watkins mentored the new Rebel as he embarked on a record-breaking 2020-21 season. White made an impact in his graduate season, breaking the school record for field goal percentage in a single season (64.9 percent). He also led the team in blocks (1.3 per game), which ranked ninth in the conference. Monitoring the pain and protecting the rim, Watkins' big men helped Ole Miss lead the SEC in scoring defense.

In his second season, KJ Buffen blossomed into a starting role to average 10.1 ppg and a team-high 6.1 rpg (17th in SEC). Watkins guided Khadim Sy in the transfer's first season in Oxford, as the forward immediately contributed 9.0 ppg and 5.5 rpg.

In his first season with Davis, Watkins helped bring Ole Miss to the NCAA Tournament as part of one of the nation's biggest turnaround seasons. Predicted to finish last in the SEC by the media, the Rebels tied for sixth with a 10-8 conference mark to go along with an overall record of 20-13. Ole Miss tallied a 78.3 free throw percentage, ranking fourth in the nation and setting a school record. The frontcourt of Bruce Stevens (86.7 percent) and Dominik Olejniczak (76.3 percent), coached by Watkins, played a big part in the team's free throw shooting.

In the recruiting landscape, Watkins was pivotal in assembling one of the best classes in Ole Miss history. The 2019 class, the first full cycle for the new coaching staff, ranked top-20 nationally.

Before coming to Ole Miss, Watkins was an assistant coach at Arizona State for three seasons where he played a major role in all aspects of the program, including recruiting, player development, scouting and game preparation, academics and community relations. In Watkins' final season at Arizona State, the Sun Devils were ranked as high as No. 3 in the AP poll (highest in school history) and was the last undefeated team in Division I men's basketball. Arizona State went 12-0 in non-conference play and defeated two eventual 2018 NCAA Tournament No. 1 seeds (Kansas, Xavier). Arizona State was the only major conference team to lead their conference in scoring and turnover margin. Also in Watkins' final season at Arizona State, the Sun Devils broke their home basketball attendance record and participated in the 2018 NCAA Tournament.

Prior to Arizona State, Watkins spent two seasons as an assistant coach at the University at Buffalo, where the Bulls went 42-20 and advanced to the NCAA Tournament for the first time in school history.

In Watkins' final season at Buffalo he helped guide the University at Buffalo to its first MAC Championship and NCAA Tournament berth in addition to winning the MAC regular season title. Buffalo also tied the program's highest win total (23) and finished with a program-best RPI of 29. The Bulls won 10 road games in 2014-15, the most in school history. Buffalo closed the season as the conference leader in scoring, scoring margin and assists.

In his first year with Buffalo, Watkins helped lead the Bulls to their first outright MAC East title, leading the conference in both scoring margin and assists and ranking second in scoring. Watkins worked primarily with the post players and in both seasons a post player won MAC Player of the Year honors. Forward Justin Moss, the 2015 MAC Player of the Year, led the conference in scoring and rebounding, while forward Javon McCrea became Buffalo's all-time leading scorer and led the MAC in both scoring and rebounding during the 2013-14 season while under Watkins' direction.

Prior to Buffalo, Watkins spent eight years as both the director of basketball operations and video coordinator at North Carolina State University (NC State). Watkins touched all facets of the program, including all day-to-day operations, recruiting, player academics, daily scheduling, and managing the program's video operations, including scouting, film edits, and exchanges. He also mentored student-athletes for academic, professional, and personal development.

In addition to serving in those capacities, Watkins served as the executive camp director, academic liaison, and administrative coordinator, as well as the liaison between men's basketball and various other athletic departments and campus units. During Watkins' tenure, the Wolfpack signed five top 15 nationally-ranked recruiting classes and a total of seven McDonald's All-Americans. He also had the opportunity to work with and/or for 12 Division I head coaches.

As a player, Watkins was part of the No. 1 high school recruiting class in 2001. Julius Hodge, the 2004 ACC Player of the Year and 2005 NBA 1st round pick, along with NBA veteran Josh Powell were in the same recruiting class as Watkins. Watkins played at NC State from 2002-05.

He helped lead the Wolfpack to four consecutive NCAA Tournaments, making NC State one of 21 teams in the country to do so at the time. NC State progressed to at least the second round in three of his four years, including the Sweet Sixteen during his senior season. He has been to a combined 10 NCAA Tournaments over the course of his playing and coaching careers.

While playing at the prestigious Montrose Christian High School in Rockville, Maryland, Watkins was a 2001 Parade All-American and led his team to a final top 25 national ranking. As a senior, Watkins was named the Gatorade and USA Today Maryland State Player of the Year.

Watkins graduated from North Carolina State University with a bachelor's degree in business management. He and his wife, Monica, have two children: Levi (III) and Leah.

## THE WATKINS FILE

### COACHING CAREER

Season	School	Position
2019-Pres.	Ole Miss	Assistant Coach
2016-18	Arizona State	Assistant Coach
2014-15	Buffalo	Assistant Coach
2010-13	NC State	Director of Operations
2007-09	NC State	Video Coordinator
2006	NC State	Administrative Coordinator

### EDUCATION

2005 B.A. in Business Management  
NC State



Levi Watkins gives instruction prior to a game in the SJB Pavilion.

**bobby  
LUTZ**

Associate AD - Director of Strategic Planning & Analytics • 1st Season  
Charlotte (1980)



Bobby Lutz is in his first season as associate athletic director for men's basketball after being hired by head coach Kermit Davis in August 2021. Bringing 21 years of head coaching experience that resulted in nearly 400 wins, Lutz joins the Rebels as a special assistant to Davis, directing strategic planning and analytics.

Lutz (pronounced LOOTS) comes to Oxford after spending the past two seasons as special assistant to head coach Fred Hoiberg at Nebraska. While he also spent time in the professional ranks as an assistant in the NBA G League, Lutz is known for his career in college basketball. In 21 seasons as a head coach, he made 14 postseason appearances. Twelve of those seasons were at his alma mater, Charlotte, where he became the winningest coach in school history.

Before joining with him at Nebraska, Lutz worked with Hoiberg in the Chicago Bulls organization. He served as an assistant with the Windy City Bulls of the NBA G League during the team's inaugural season. The duo also coached Iowa State during the 2010-11 season, Hoiberg as head coach and Lutz as an assistant, helping the Cyclones record their highest win total in five years.

Lutz reunites with Ole Miss assistant coach Levi Watkins as the two worked together at NC State. In five seasons with the Wolfpack (2012-16), including four as associate head coach, Lutz helped guide the team to four consecutive NCAA Tournament berths which included two appearances in the Sweet 16. NC State won 108 games during his time in Raleigh, and in 2015, CoachStat.com tabbed him as the best X's and O's assistant coach in the nation. In his career as an assistant coach, spanning 11 seasons, Lutz's teams made eight postseason appearances (six NCAA Tournaments, two NITs).

Spending 12 seasons as the head coach of Charlotte (1999-2010), his alma mater, Lutz became the winningest coach in school history with a 218-158 record. During his tenure, he led the 49ers to eight postseason appearances (five NCAA Tournaments, three NITs). Lutz also guided Charlotte to three Conference USA titles (1999, 2001, 2004), while coaching 10 first team all-conference players. He is the only coach in program history to make consecutive NCAA Tournaments twice over his career, building four top-20 recruiting classes to get the

team to the big dance. Five of the program's eight wins over top-10 opponents occurred with Lutz at the helm, including a memorable win over No. 3 Cincinnati in 1999.

The Denver, North Carolina, native was named Conference USA Coach of the Year by ESPN.com and Collegelinsider.com in 2005, the same year he became a finalist for the Jim Phelan National Coach of the Year Award. In his first season in Charlotte, the Birmingham News tabbed Lutz as the 1999 C-USA Coach of the Year.

Before getting promoted to head coach, Lutz was an assistant coach at Charlotte for three seasons (1996-98) assisting Jeff Mullins for one year and working for Mullins' successor, Melvin Watkins, for two years. The 49ers went 56-35 and made back-to-back NCAA Tournaments when Lutz was an assistant for Watkins.

Prior to returning to his alma mater, Lutz turned NIAA school Pfeiffer (Misenheimer, N.C.) into a national powerhouse as head coach from 1986 to 1995. He tallied a 181-91 record and led the program to six straight NIAA Tournament berths, including a trio of Final Four appearances. Two of the Final Four losses came at the hands of Oklahoma City, a program coached by Ole Miss assistant coach Win Case. Lutz's squad defeated Case and Oklahoma City in 1995 to prevent back-to-back national championship teams for the assistant coach. Lutz had a .785 winning percentage (153-42) from 1990-95, and he developed 10 NIAA All-Americans during his time on the sidelines.

Lutz began his coaching career in 1984 as an assistant coach for Cliff Ellis at Clemson. He spent two seasons with the Tigers.

Lutz graduated from UNC Charlotte in 1980 with a degree in economics and psychology, using a 3.82 GPA to receive with High Honors. He earned three other degrees: Lenoir-Rhyne, 1981 (A.B. Secondary Education); Winthrop, 1985 (M.A.T. Secondary Social Studies); Clemson, 1986 (M.A. Education - Administration & Supervision). He is a member of Pfeiffer's Athletics Hall of Fame and the UNC Charlotte Alumni Hall of Fame.

Lutz and his wife, Janet, have two adult daughters, Natalie and Christine. The couple also has one grandson, Wesley.

**nathan  
DYE**

Director of Operations - Internal Affairs • 6th Season  
Ole Miss (2012)



Nathan Dye is in his first year as the men's basketball director of operations (internal affairs) after spending five seasons as the team's coordinator of video services. In his new position, Dye coordinates the team's schedule and monitors the budget. He also serves as the team liaison in a variety of aspects.

While serving as the coordinator of video services for five years, Dye was responsible for the program's video operations that primarily focused on team and opponent scouting, motivational and highlight videos, and the collection and organization of the team's video and data files.

Dye served as a graduate manager for Ole Miss and Andy Kennedy from 2012-14. He helped the Rebels to 46 wins over two years, including the SEC Tournament Championship in 2013, and a win over Wisconsin in the NCAA Tournament that season.

A native of Jackson, Mississippi, Dye graduated from Jackson Academy and earned his B.A. in Public Policy Leadership from Ole Miss in 2012 and his M.B.A. in 2014. He is the son of Hamp and Shannon Dye and has one brother, David. He married the former Hannah Korte, of Metropolis, Illinois. Hannah and Nathan are parents to Ann Hampton, Elle, and Bailey Bradford. The family has one dog, Nash.

**vic  
MEENA**

Director of Operations - External Affairs • 8th Season  
Ole Miss (2013)



Vic Meena is in his first season as director of operations (external affairs) for the men's basketball program after spending three years as the team's coordinator of player engagement.

The Ole Miss graduate is set to organize the Rebels' travel in his new position, while coordinating specific events such as a former players weekend and the annual tipoff celebration. Meena also heads efforts for the 6th Man Club as well as student and community outreach, which includes an event that benefits the

American Cancer Society's Coaches vs. Cancer initiative.

Meena has been with the program for the past seven seasons, beginning as a graduate manager during the 2014-15 season. He was elevated to assistant director of operations and served in that role for three years. Meena transitioned to coordinator of player engagement under Davis, gaining valuable operations experience that included assisting in team travel.

## connor WALSH

Director of Video & Analytics • 4th Season  
Troy (2016)



Connor Walsh is entering his first year as the director of video & analytics for the men's basketball program after serving as the team's assistant director of on-campus recruiting for three seasons.

Walsh is responsible for the program's video operations, recruiting design projects, practice and game analytics, and summer basketball camp operations.

Before coming to Ole Miss, Walsh was a graduate assistant at Virginia Commonwealth University from 2016-18. During his time in Richmond, Walsh assisted in player development, opponent scouting, recruiting design, and helped organize summer basketball

camp. The Rams won 44 games in those two seasons, reaching the NCAA Tournament in 2017. Walsh graduated from VCU in 2018, earning a master's degree in sport leadership.

Prior to VCU, Walsh served as the head student manager at Troy from 2012-16. There, he oversaw the team's equipment, produced print and digital recruiting graphics, created pre-game intro videos and helped run the team's social media pages. Walsh graduated from Troy in 2016, earning his bachelor's degree in hospitality, sport, and tourism management.

## riley ALLEN

Assistant Coordinator of Strength & Conditioning • 4th Season  
Ole Miss (2011)



A strength and conditioning coach who earned a pair of degrees from Ole Miss, Riley Allen returned to Oxford to join the men's basketball staff prior to the 2018-19 campaign after two seasons at Saint Louis University.

"I truly believe Riley Allen is one of the elite young strength and conditioning coaches in college basketball," said head men's basketball coach Kermit Davis. "Raised in Mississippi, Riley obviously has a deep affection for Ole Miss Athletics, and we look forward to fantastic progress this summer with our players."

Primarily working with the men's basketball program, Allen serves as the strength and conditioning coach for one of the Ole Miss golf teams as well.

Allen joined the Saint Louis University staff as the assistant director of athletics for sports performance in September 2016. He served as the department lead in the

sports performance area, working specifically with the men's and women's basketball programs.

Prior to his time at SLU, Allen was an assistant strength and conditioning coach for football at Mississippi State. Other previous stops include Middle Tennessee, Memphis, New Mexico State and Eastern Illinois.

Allen is a graduate of the University of Mississippi, earning a bachelor's degree in 2011 as well as a master's degree in 2013. He graduated from nearby Lafayette High School in 2008.

## andrew BEYKE

Assistant Athletic Trainer • 7th Season  
Murray State (2009)



Andrew Beyke, MA, ATC, currently serves as the athletic trainer for the men's basketball team. Beyke also serves as the supervisor for the graduate assistant athletic trainer for men's golf.

Beyke arrived in Oxford after spending two seasons at Lamar University in Beaumont, Texas. While with the Cardinals his primary responsibility was caring for the men's basketball team.

Beyke graduated from Murray State (Ky) University in 2009 with a Bachelor of Science in Exercise Science with an Emphasis in Athletic Training. During his time at MSU, he worked with the Racers' football, baseball, soccer, men's basketball, and women's basketball teams.

Beyke served as a graduate assistant at Southeastern Louisiana University where he worked with the Lady Lion volleyball team, as well as with the SLU football team. Beyke received his master's degree in May 2011.

Beyke got his professional career started serving one season as an assistant at Kentucky Wesleyan College. He served as the primary contact for several sports, including baseball, men's and women's soccer and women's basketball. He also served as the secondary contact for football, volleyball and cross-country.

Following his time at KWC Beyke provided coverage for all sports at Oldham County (Ky.) High School. While at OCHS Beyke had the opportunity to cover several community events including the UCI World Cyclocross Championships.

Beyke is a board certified athletic trainer by the National Athletic Trainers' Association and has certifications in CPR/AED. He currently resides in Oxford with his wife, Kayla.

# 2021-22 OLE MISS REBELS



1 austin  
**CROWLEY**

JR.  
G

West Point, Miss. • Sunrise Christian Academy (Kan.)

6-5 • 195 • 2L

Multi-Disciplinary Studies



**2020-21 (SOPHOMORE):** Played 27 games, primarily off the bench, but made a pair of starts and averaged 11.5 minutes per game ... Recorded 2.4 ppg and 1.5 rpg ... Shot 36.6 percent (26 of 71) from the field, 23.3 percent (7 of 30) from beyond the arc and 75.0 percent (6 of 8) from the free throw line ... Matched his career high with 11 points off the bench in the win over UT Martin (Dec. 22) ... Went 4 of 6 from the floor for eight points to go along with career highs in rebounds (10) and steals (4), helping push the Rebels past Auburn (Jan. 6) ... Scored 10 points against LSU (Jan. 9), including a perfect 2 for 2 from long distance ... Named to the SEC Winter Academic Honor Roll.

**2019-20 (FRESHMAN):** One of three Rebels to play in all 32 games, coming off the bench in 31 of them ... His lone start came at Florida (1/14) ... Led the bench in playing time, averaging 16.6 minutes per game ... Tallied 2.8 ppg, 1.7 apg and 1.6 rpg ... Ranked third on the team in assists (53) ... Shot 36.9 percent (31 of 84) from the field, 28.2 percent (11 of 39) from beyond the arc and 75.0 percent (18 of 24) from the free throw line ... Scored a career-high 11 points versus Middle Tennessee (12/14) ... Dished out a career-high eight assists, the second-most by a Rebel during the season, with only one turnover in the win over Vanderbilt (2/29) ... Scored six points in three of the first four games of his career ... Played at least 22 minutes in each of the last five games of the season ... Named to the First-Year SEC Academic Honor Roll.

**HIGH SCHOOL:** Rated as a four-star recruit by 247Sports, ESPN and Rivals ... Listed as the No. 70 player in the country and 20th-best guard nationwide according to 247Sports ... Rivals tabbed him as the 27th-best guard nationwide, while ESPN has him listed as the third-best player in the state ... Spent his final two years of high school at Sunrise Christian Academy in Kansas ... Averaged 15.2 ppg and was a McDonald's All-American nominee as a senior ... Helped Sunrise Christian post a 22-6 record and play in the GEICO High Schools Nationals, featuring the top nationally-ranked high school teams in the country ... Teammates with fellow Rebel Blake

Hinson as a junior, while averaging 10.0 ppg for the No. 2 high school team in the nation ... Prior to making the move to Kansas, played two years of high school basketball in his hometown of West Point, Mississippi ... Exploded for 24.2 ppg during his sophomore campaign after averaging 15.0 ppg as a freshman ... Earned all-state accolades as a sophomore, while collecting all-district honors in both of his seasons for the Green Wave.

**PERSONAL:** Son of James and Amy Crowley ... Has one brother, Ryan, and one sister, Erika ... Full name is Matthew Austin Crowley ... Born: Sept. 7, 2000 ... Sport and Recreation Administration major.





2020-2021 GAME BY GAME STATISTICS

Date	Opponent	Min	FG	3-pt	FT	Pts	Rebs	A	TO	B	S
<b>12/10</b>	<b>Jackson State</b>	16	2-3	0-1	0-0	4	1	1	1	0	1
<b>12/12</b>	<b>UNCW</b>	15	2-7	0-3	2-2	6	0	0	2	0	0
<b>12/14</b>	<b>Central Arkansas</b>	12	1-4	0-2	0-0	2	3	1	1	2	1
12/16	at Middle Tennessee	15	2-5	0-1	0-0	4	2	1	3	0	0
12/19	at Dayton	9	0-1	0-1	0-0	0	0	2	1	0	0
<b>12/22</b>	<b>UT Martin</b>	25	4-7	3-5	0-0	11	2	3	4	1	1
12/29	* at Alabama	10	0-2	0-0	0-2	0	2	0	0	0	0
<b>1/2</b>	<b>Wichita State</b>	12	0-2	0-2	0-0	0	2	3	1	0	0
<b>1/6</b>	<b>Auburn</b>	28	4-6	0-1	0-0	8	10	1	1	0	4
<b>1/9</b>	<b>LSU</b>	17	3-4	2-2	2-2	10	3	0	3	0	1
1/12	* at Florida	26	1-5	0-2	0-0	2	4	0	0	0	0
<b>1/16</b>	<b>Georgia</b>	8	0-3	0-2	0-0	0	0	2	0	0	0
1/19	at Mississippi										
<b>1/23</b>	<b>Texas A&amp;M</b>	6	0-0	0-0	0-0	0	0	1	0	0	0
1/27	at Arkansas	10	0-3	0-1	0-0	0	2	1	0	0	0
1/30	at Georgia	1	0-0	0-0	0-0	0	0	0	0	0	0
<b>2/2</b>	<b>Tennessee</b>	3	0-0	0-0	0-0	0	0	0	0	0	0
2/6	at Auburn	4	0-0	0-0	0-0	0	0	0	1	0	0
<b>2/10</b>	<b>Missouri</b>	2	0-0	0-0	0-0	0	0	0	0	0	1
2/13	at South Carolina	17	0-1	0-1	2-2	2	2	0	0	0	0
<b>2/20</b>	<b>Mississippi State</b>	16	3-6	1-3	0-0	7	0	0	0	0	0
2/23	at Missouri	5	0-2	0-1	0-0	0	0	0	0	0	0
2/27	at Vanderbilt	10	1-1	0-0	0-0	2	2	0	0	0	1
<b>3/2</b>	<b>Kentucky</b>	5	0-0	0-0	0-0	0	2	1	1	0	0
<b>3/6</b>	<b>Vanderbilt</b>	16	1-5	1-2	0-0	3	2	0	0	0	0
3/11	vs. South Carolina	1	0-0	0-0	0-0	0	0	0	0	0	0
3/12	vs. LSU	4	1-2	0-0	0-0	2	1	0	0	0	0
3/19	vs Louisiana Tech	19	1-2	0-0	0-0	2	3	1	2	0	1

\* Indicates start

Home games in bold

CAREER HIGHS

POINTS

11 vs. UT Martin (12/22/20)

REBOUNDS

10 vs. Auburn (1/6/21)

FIELD GOALS

4, 2x, MR: vs. Auburn (1/6/21)

FREE THROWS

2, 3x, MR: at South Carolina (2/13/21)

THREE-POINTERS

3, 2x, MR: vs. Wichita State (1/2/21)

ASSISTS

3, 2x, MR: vs. Wichita State (1/2/21)

STEALS

4 vs. Auburn (1/6/21)

BLOCKS

2 vs. Central Arkansas (12/14/20)

CAREER STATISTICS

YEAR	G-GS	MIN/AVG	FG-FGA	PCT	3P-3PA	PCT	FT-FTA	PCT	REB-AVG	A	TO	B	S	PTS/AVG
<b>2019-20</b>	32-1	531/16.6	31-84	.369	11-39	.282	18-24	.750	50/1.6	53	26	2	12	91/2.8
<b>2020-21</b>	27-2	312/11.6	26-71	.366	7-30	.233	6-8	.750	41/1.5	18	21	3	11	65/2.4
<b>TOTAL</b>	<b>59-3</b>	<b>843/14.3</b>	<b>57-155</b>	<b>.368</b>	<b>18-69</b>	<b>.261</b>	<b>24-32</b>	<b>.750</b>	<b>91/1.5</b>	<b>71</b>	<b>47</b>	<b>5</b>	<b>23</b>	<b>56/2.6</b>

# 11 matthew MURRELL

SO.  
G

Memphis, Tenn. • IMG Academy

6-4 • 200 • HS

Exercise Science



**2020-21 (FRESHMAN):** One of four Rebels to play in all 28 games, primarily coming off the bench and averaging a bench-best 17.2 minutes per game ... Also made three starts ... Averaged 4.2 ppg and 2.0 rpg ... Shot 32.3 percent (42 of 130) from the field, 31.1 percent (19 of 61) from beyond the arc and 55.6 percent (15 of 27) from the free throw line ... Scored a career-high 13 points in the win over UT Martin (Dec. 22) ... In the opening round of the NIT versus Louisiana Tech (March 19), tallied nine points to go along with career bests in rebounds (7), assists (3) and blocks (2) ... Recorded seven points and five rebounds against eventual conference champion Alabama (Dec. 29), his SEC debut ... Scored eight points in the home finale victory over Vanderbilt (March 6) before matching that output in the SEC Tournament victory over South Carolina (March 11) ... Named to the SEC First-Year Academic Honor Roll.

**HIGH SCHOOL:** Rated as a four-star guard by 247Sports, ESPN and Rivals ... Ranked as the No. 39 player in the country by ESPN and 247Sports' composite rankings ... No. 2 prospect out of Tennessee ... Highest ranked recruit under Kermit Davis ... Spent his final season at IMG Academy in Bradenton, Florida ... Played his first three high school seasons at Whitehaven High School in Memphis ... As a junior, averaged 20.1 ppg, 4.0 rpg and 3.2 apg ... First-team all-metro selection ... Led Whitehaven to the Region-16 AAA title and an appearance in the Class AAA semifinals in 2019 ... As a soph-

omore, averaged 15.4 ppg to guide Whitehaven to the Class AAA Championship game and earned all-region honors ... Averaged 15.2 ppg, 2.0 rpg and 1.2 apg as a member of Team Thad at the AAU level, leading the team to the 2019 Under Armour Association national championship ... Tabbed the 2019 UAA Defensive Player of the Year.

**PERSONAL:** Son of Carl Murrell and Gladys Robinson ... Has three brothers, Carl Jr., Cameron and Joshua ... His older brother Carl attended Ole Miss ... Full name is Matthew Everett Murrell ... Born: Dec. 19, 2001 ... Exercise Science major.



2020-2021 GAME BY GAME STATISTICS

Date	Opponent	Min	FG	3-pt	FT	Pts	Rebs	A	TO	B	S
<b>12/10</b>	<b>Jackson State</b>	18	0-7	0-2	4-4	4	0	1	1	0	0
<b>12/12</b>	<b>UNCW</b>	13	1-2	0-1	0-0	2	1	0	0	0	0
<b>12/14</b>	<b>Central Arkansas</b>	15	1-6	1-4	0-0	3	1	2	0	0	0
12/16	at Middle Tennessee	15	2-4	0-2	1-2	5	5	0	1	0	0
12/19	at Dayton	10	0-1	0-0	0-0	0	0	0	1	0	0
<b>12/22</b>	<b>UT Martin</b>	24	5-7	3-5	0-0	13	1	0	3	0	0
12/29	at Alabama	28	2-8	1-4	2-3	7	5	0	2	0	0
<b>1/2</b>	<b>Wichita State</b>	14	3-5	1-2	0-0	7	0	0	2	0	0
<b>1/6</b>	<b>* Auburn</b>	21	0-6	0-4	0-0	0	4	2	0	0	1
<b>1/9</b>	<b>* LSU</b>	25	2-7	2-6	2-2	8	2	2	3	1	3
1/12	at Florida	2	0-1	0-0	0-0	0	1	0	0	0	0
<b>1/16</b>	<b>Georgia</b>	15	3-4	1-2	0-2	7	3	1	2	0	0
1/19	at Mississippi State	11	1-2	0-1	0-0	2	0	0	0	0	0
<b>1/23</b>	<b>Texas A&amp;M</b>	21	2-5	1-3	1-4	6	0	1	1	0	2
1/27	at Arkansas	18	1-4	1-2	0-0	3	1	2	2	1	0
1/30	at Georgia	17	1-5	1-2	2-4	5	3	0	1	1	1
<b>2/2</b>	<b>Tennessee</b>	26	1-7	1-4	0-0	3	2	1	5	0	0
2/6	at Auburn	13	0-1	0-0	0-0	0	2	0	1	0	0
<b>2/10</b>	<b>Missouri</b>	16	2-5	1-2	0-0	5	3	3	1	0	0
2/13	at South Carolina	10	0-1	0-0	0-0	0	1	1	2	0	2
<b>2/20</b>	<b>Mississippi State</b>	12	2-3	1-1	0-1	5	3	0	1	0	1
2/23	at Missouri	16	1-6	0-1	1-2	3	4	1	0	0	0
2/27	at Vanderbilt	15	1-3	0-1	0-0	2	1	0	1	0	0
<b>3/2</b>	<b>Kentucky</b>	22	1-5	1-2	0-0	3	2	1	1	1	0
<b>3/6</b>	<b>Vanderbilt</b>	23	3-6	2-3	0-0	8	4	1	2	0	2
3/11	vs. South Carolina	19	3-5	1-2	1-2	8	0	0	1	2	0
3/12	vs. LSU	8	0-3	0-1	0-0	0	0	0	3	0	0
3/19	* vs Louisiana Tech	37	4-11	0-4	1-1	9	7	3	2	2	1

\* Indicates start  
Home games in bold

CAREER HIGHS

POINTS

13 vs. UT Martin (12/22/20)

REBOUNDS

7 vs Louisiana Tech (3/19/21)

FIELD GOALS

5 vs. UT Martin (12/22/20)

FREE THROWS

4 vs. Jackson State (12/10/20)

THREE-POINTERS

3 vs. UT Martin (12/22/20)

ASSISTS

3, 2x, MR: vs. Louisiana Tech (3/19/21)

STEALS

3 vs. LSU (1/9/21)

BLOCKS

2, 2x, MR: vs. Louisiana Tech (3/19/21)

CAREER STATISTICS

YEAR	G-GS	MIN/AVG	FG-FGA	PCT	3P-3PA	PCT	FT-FTA	PCT	REB-AVG	A	TO	B	S	PTS/AVG
<b>2020-21</b>	28/3	481/17.2	42/130	.323	19/61	.311	15/27	.556	56/2.0	22	56	8	13	118/4.2
<b>TOTAL</b>	<b>28/3</b>	<b>481/17.2</b>	<b>42/130</b>	<b>.323</b>	<b>19/61</b>	<b>.311</b>	<b>15/27</b>	<b>.556</b>	<b>56/2.0</b>	<b>22</b>	<b>56</b>	<b>8</b>	<b>13</b>	<b>118/4.2</b>

# 15 Luis RODRIGUEZ

JR.  
G/F

Los Angeles, Calif. • Woodstock Academy (Conn.)

6-6 • 210 • 2L

Sport and Recreation Administration



**2020-21 (REDSHIRT-SOPHOMORE):** The only Rebel to start all 28 games, averaging 26.5 minutes per game ... Led the team in steals (45), ranking sixth in the SEC with 1.6 spg ... Recorded 7.6 ppg to go along with a team-high 6.3 rpg (14th in SEC) ... Shot 45.4 percent (79 of 174) from the field, 33.3 percent (21 of 63) from beyond the arc and 63.0 percent (34 of 54) from the free throw line ... Produced 10 double-figure scoring games ... Had two double-doubles ... Scored a career-high 15 points, going 6 of 7 from the floor, to help Ole Miss upset No. 10 Missouri (Feb. 10) ... His career-high 14 rebounds at Dayton (Dec. 19) were the most by a Rebel throughout the season ... Tallied 13 points and career-high four steals against Wichita State (Jan. 2) ... Produced his first career double-double (14 points, 12 rebounds) in a victory over UNCW (Dec. 12) ... Recorded another double-double in the opening round of the NIT with 10 points and 10 boards (March 19).

**2019-20 (SOPHOMORE):** Started the first five games before suffering a broken foot to end his season ... Averaged 5.8 ppg, 5.2 rpg and 2.6 apg ... Ranked second on the team in rebounds and assists prior to his injury ... Shot 37.5 percent (9 of 24) from the field and 68.8 percent (11 of 16) from the free throw line ... Scored a career-high 10 points and pulled down six rebounds in a victory over Western Michigan (11/15) ... Recorded nine points against Seattle (11/19) ... Registered a career-high three steals in the season-opening win over Arkansas State (11/8) ... Named to the SEC Winter Academic Honor Roll.

**2018-19 (FRESHMAN):** Appeared in 25 games off the bench, playing 6.1 minutes per contest ... Averaged x1.1 ppg, 1.1 rpg and 0.6 apg ... Shot 45.5 percent (10 of 22) from the field and 87.5 percent (7 of 8) from the free throw line ... Scored a season-high seven points in a career-high 18 minutes at Alabama (1/22) ... Made a bucket, pulled down a season-high four rebounds and added a pair of steals in the win over ULM (12/1) ... Dished out a season-high three assists against Chattanooga (12/16) ... Drained his only attempt from the floor in the Rebels' NCAA Tournament game versus Oklahoma (3/22).

**HIGH SCHOOL:** Rated a four-star small forward and the No. 1 player out of the state of Connecticut (No. 143 nationally) by 247Sports ... Listed at No. 189 in 247Sports Composite rankings and a three-star guard by Rivals.com ... Spent his senior season playing at Woodstock Academy, a prep school in Connecticut ... Averaged 14 points per game, seven rebounds per game and three assists per game ... Earned first team all-conference honors, while leading the team to a 35-5 record, Power 5 Conference title and the No. 3 national ranking ... Earned four letters at Westchester High School under coach Ed Azzam ... Averaged a double-double in his final season at Westchester (19.0 ppg, 10.0 rpg) ... Named first team CIF Los Angeles City Section All-City as a senior ... Helped lead the Comets to a CIF LA City Section Championship during the 2015-16 campaign, averaging 14.0 ppg and 8.0 rpg ... Recorded 12.0 ppg and 7.0 rpg as a sophomore, while scoring 8.0 ppg and hauling in 5.0 rpg as a freshman ... Made the school's honor roll.

**PERSONAL:** Son of Luis Rodriguez Sr. and Kakisa Henderson ... Full name is Luis Rodriguez ... Has two brothers, Johnny Allen and Trent Easter ... Has three sisters, Ariana and Deja Rodriguez, and Trinity Easter ... Born: March 15, 1999 ... Sport and Recreation Administration major.



2020-2021 GAME BY GAME STATISTICS

Date	Opponent	Min	FG	3-pt	FT	Pts	Rebs	A	TO	B	S
<b>12/10</b>	<b>* Jackson State</b>	22	2-7	0-2	0-0	4	3	4	0	0	2
<b>12/12</b>	<b>* UNCW</b>	30	6-10	2-3	0-4	14	12	4	1	2	1
<b>12/14</b>	<b>* Central Arkansas</b>	28	2-11	1-6	7-8	12	8	4	1	0	2
12/16	* at Middle Tennessee	23	5-7	0-0	0-0	10	5	1	2	1	3
12/19	* at Dayton	37	3-7	2-4	1-2	9	14	1	2	2	2
<b>12/22</b>	<b>* UT Martin</b>	13	2-3	1-1	0-0	5	9	4	1	0	1
12/29	* at Alabama	32	1-7	0-3	0-2	2	8	3	1	1	2
<b>1/2</b>	<b>* Wichita State</b>	26	4-8	1-3	4-7	13	3	4	0	0	4
<b>1/6</b>	<b>* Auburn</b>	19	5-8	2-4	0-0	12	7	1	2	0	2
<b>1/9</b>	<b>* LSU</b>	21	3-5	1-3	2-4	9	5	1	4	1	1
1/12	* at Florida	21	2-8	2-2	0-0	6	4	1	0	1	2
<b>1/16</b>	<b>* Georgia</b>	21	1-4	0-2	0-0	2	5	0	1	1	0
1/19	* at Mississippi State	26	3-6	0-2	0-0	6	8	1	0	1	2
<b>1/23</b>	<b>* Texas A&amp;M</b>	19	0-1	0-1	0-0	0	4	1	2	1	0
1/27	* at Arkansas	24	4-6	0-1	2-2	10	3	2	2	0	2
1/30	* at Georgia	29	3-9	1-4	2-2	9	5	0	1	1	2
<b>2/2</b>	<b>* Tennessee</b>	30	3-7	1-2	0-0	7	6	4	2	0	2
2/6	* at Auburn	34	1-4	1-2	2-2	5	9	3	3	0	1
<b>2/10</b>	<b>* Missouri</b>	30	6-7	1-2	2-2	15	6	1	0	0	1
2/13	* at South Carolina	21	2-5	0-2	2-2	6	3	1	2	1	3
<b>2/20</b>	<b>* Mississippi State</b>	18	2-4	1-3	2-2	7	1	2	2	0	1
2/23	* at Missouri	28	3-5	1-1	3-4	10	3	3	0	0	3
2/27	* at Vanderbilt	25	1-3	1-2	1-2	4	6	1	2	0	0
<b>3/2</b>	<b>* Kentucky</b>	30	2-6	0-1	1-2	5	8	1	1	1	1
<b>3/6</b>	<b>* Vanderbilt</b>	35	3-5	0-0	1-3	7	8	1	1	0	3
3/11	* vs. South Carolina	30	1-5	1-3	1-2	4	7	3	1	1	2
3/12	* vs. LSU	32	5-10	0-2	0-0	10	6	2	2	1	0
3/19	* vs Louisiana Tech	36	4-6	1-2	1-2	10	10	1	7	0	0

\* Indicates start  
Home games in bold

CAREER HIGHS

POINTS

14 vs. UNCW (12/12/20)

REBOUNDS

14 at Dayton (12/19/20)

FIELD GOALS

6, 2x, MR: vs. Missouri (2/10/21)

FREE THROWS

7 vs. Central Arkansas (12/14/20)

THREE-POINTERS

2, 4x, MR: at Florida (1/12/21)

ASSISTS

4, 6x, MR: vs. Tennessee (2/2/21)

STEALS

4 vs. Wichita State (1/2/21)

BLOCKS

2, 3x, MR: at Dayton (12/19/20)

CAREER STATISTICS

YEAR	G-GS	MIN/AVG	FG-FGA	PCT	3P-3PA	PCT	FT-FTA	PCT	REB-AVG	A	TO	B	S	PTS/AVG
<b>2018-19</b>	25-0	152/6.1	10-22	.455	0-2	.000	7-8	.875	27/1.1	15	7	7	5	27/1.1
<b>2019-20</b>	5-5	115/23.0	9-24	.375	0-7	.000	11-16	.688	26/5.2	13	3	2	5	29/5.8
<b>2020-21</b>	28-28	743/26.5	79-174	.454	21-63	.333	34-54	.630	176/6.3	55	43	16	45	213/7.6
<b>TOTAL</b>	<b>58-33</b>	<b>1010/17.4</b>	<b>98-220</b>	<b>.445</b>	<b>21-72</b>	<b>.292</b>	<b>52-78</b>	<b>.667</b>	<b>229/3.9</b>	<b>83</b>	<b>53</b>	<b>25</b>	<b>55</b>	<b>269/4.6</b>

21 robert ALLEN

Orlando, Fla. • Orlando, Fla.

6-8 • 230 • 1L

Multi-Disciplinary Studies

SR.  
F



**2020-21 (JUNIOR):** One of four Rebels to play in all 28 games ... Primarily came off the bench, but made eight starts and averaged 16.1 minutes per game ... Averaged 3.6 ppg and 3.2 rpg ... Shot 46.4 percent (32 of 69) from the field, 16.7 percent (2 of 12) from beyond the arc and 68.6 percent (35 of 51) from the free throw line ... Scored 12 points off the bench in a win over Central Arkansas (Dec. 14) ... In a start at Auburn (Feb. 6), recorded 12 points and five rebounds in a season-high 37 minutes to help the Rebels beat the Tigers in overtime ... Pulled down a season-high eight rebounds in the SEC Tournament win over South Carolina (March 11) ... Registered a team-high three blocks against rival Mississippi State (Feb. 20) ... Named to the SEC First-Year Academic Honor Roll.

**SAMFORD:** Played in 65 games, averaging 12.0 ppg and 7.7 rebounds per game to go along with 11 double-doubles.

**2019-20 (SOPHOMORE):** Finished with a team-high 43 blocks through 32 games ... Scored 14.1 ppg and pulled down 7.0 rpg, ranking second on the team in both categories ... His 1.3 blocks per game was third in the Southern Conference, while his rebounding average ranked fifth ... Recorded four 20-point games throughout the season ... Shot 43.0 percent from the floor, knocking down 32 three-pointers as well ... Posted a double-double with a career-high 28 points and 11 rebounds against UNC Greensboro (2/9) ... Put together 17 points and 10 rebounds against SEC foe Alabama (12/18).

**2018-19 (FRESHMAN):** Played in all 33 games and started 31 of them ... Averaged 9.9 ppg by shooting 47.5 percent from the field ... Ranked second on the team and fifth in the SoCon with 8.3 rpg ... Scored in double figures 18 times, including a season-high 19 points in a 107-106 overtime loss at Wofford (1/24) ... Produced five double-doubles in his debut campaign ... Tallied 13 points and a career-high 18 rebounds at The Citadel (2/23).

**HIGH SCHOOL:** Averaged 11.2 ppg, 9.3 apg and 4.3 apg as a senior at Edgewater High School ... Led his team to a pair of state runner-up finishes, two regional championships and three district titles ... Earned MVP honors at the Winter Park Classic two years in a row ... Also played volleyball and was a member of the swim team.

**PERSONAL:** Son of Robert and Deborah Allen ... Has one sister, Jessica ... Full name is Robert Michael Allen ... Born: Feb. 24, 2000 ... Multi-disciplinary studies major.



2020-2021 GAME BY GAME STATISTICS

Date	Opponent	Min	FG	3-pt	FT	Pts	Rebs	A	TO	B	S
<b>12/10</b>	<b>Jackson State</b>	14	2-4	1-1	0-0	5	0	3	0	2	0
<b>12/12</b>	<b>UNCW</b>	21	1-2	0-0	0-0	2	4	1	1	0	1
<b>12/14</b>	<b>Central Arkansas</b>	20	5-8	0-1	2-2	12	6	1	1	0	0
12/16	at Middle Tennessee	9	0-0	0-0	2-4	2	1	0	2	0	1
12/19	at Dayton	15	3-6	0-1	0-0	6	4	1	2	1	0
<b>12/22</b>	<b>* UT Martin</b>	13	0-0	0-0	0-0	0	3	0	1	0	1
12/29	at Alabama	11	0-1	0-0	0-2	0	4	0	2	0	1
<b>1/2</b>	<b>Wichita State</b>	10	0-2	0-1	2-2	2	1	2	0	0	0
<b>1/6</b>	<b>Auburn</b>	13	1-2	0-1	2-2	4	1	0	0	1	0
<b>1/9</b>	<b>LSU</b>	15	1-2	0-0	0-0	2	3	0	0	0	0
1/12	at Florida	12	1-2	0-0	2-2	4	3	1	0	1	0
<b>1/16</b>	<b>Georgia</b>	12	1-2	0-0	1-5	3	3	0	1	0	0
1/19	at Mississippi State	8	1-2	0-0	0-0	2	1	0	0	0	0
<b>1/23</b>	<b>Texas A&amp;M</b>	8	0-1	0-0	2-2	2	1	2	0	0	3
1/27	at Arkansas	7	0-1	0-1	2-2	2	2	1	0	0	2
1/30	* at Georgia	32	5-7	0-1	0-1	10	6	1	2	1	2
<b>2/2</b>	<b>* Tennessee</b>	25	1-2	0-0	2-4	4	4	1	5	0	2
2/6	* at Auburn	37	3-6	1-3	5-6	12	5	1	0	1	0
<b>2/10</b>	<b>* Missouri</b>	27	0-1	0-1	5-6	5	6	4	1	0	1
2/13	* at South Carolina	15	2-3	0-0	3-3	7	3	0	0	0	0
<b>2/20</b>	<b>* Mississippi State</b>	16	1-2	0-0	1-2	3	3	0	1	3	0
2/23	at Missouri	10	2-2	0-0	0-0	4	6	0	2	0	0
2/27	at Vanderbilt	11	0-2	0-0	0-0	0	0	1	0	0	1
<b>3/2</b>	<b>Kentucky</b>	5	0-0	0-0	0-0	0	0	0	2	0	0
<b>3/6</b>	<b>Vanderbilt</b>	21	1-3	0-0	1-2	3	5	2	2	1	0
3/11	vs. South Carolina	24	1-1	0-0	2-2	4	8	1	0	0	0
3/12	vs. LSU	19	0-2	0-0	1-2	1	6	0	1	1	1
3/19	* vs Louisiana Tech	20	0-3	0-1	0-0	0	1	0	2	0	0

\* Indicates start  
Home games in bold

CAREER HIGHS

POINTS

12, 2x, MR: at Auburn (2/6/21)

REBOUNDS

8 vs. South Carolina (3/11/21)

FIELD GOALS

5, 2x, MR: at Georgia (1/30/21)

FREE THROWS

5, 2x, MR: vs. Missouri (2/10/21)

THREE-POINTERS

1, 2x, MR: at Auburn (2/6/21)

ASSISTS

4 vs. Missouri (2/10/21)

STEALS

3 vs. Texas A&M (1/23/21)

BLOCKS

3 vs. Mississippi State (2/20/21)

CAREER STATISTICS

YEAR	G-GS	MIN/AVG	FG-FGA	PCT	3P-3PA	PCT	FT-FTA	PCT	REB-AVG	A	TO	B	S	PTS/AVG
<b>2018-19</b>	33/32	1058/32.1	124/261	.475	23/83	.277	57/87	.655	273/8.3	49	64	30	28	328/9.9
<b>2019-20</b>	32/31	1059/33.1	171/398	.430	32/111	.288	78/120	.650	224/7.0	44	82	43	34	452/14.1
<b>2020-21</b>	28/8	452/16.1	32/69	.464	2/12	.167	35/51	.686	90/3.2	23	28	12	16	101/3.6
<b>TOTAL</b>	<b>93/71</b>	<b>2569/27.6</b>	<b>327/728</b>	<b>.449</b>	<b>57/206</b>	<b>.277</b>	<b>170/258</b>	<b>.659</b>	<b>587/6.3</b>	<b>116</b>	<b>174</b>	<b>85</b>	<b>78</b>	<b>881/9.5</b>

## 23 sammy HUNTER

Nassau Bahamas • B.C. Christian Academy (Canada)

6-9 • 225 • 2L

Sport and Recreation Administration

JR.  
F



**2020-21 (SOPHOMORE):** Appeared in 25 contests off the bench, averaging 7.9 minutes per game ... Averaged 2.2 ppg and 1.4 rpg ... Shot 47.6 percent (20 of 42) from the field, 33.3 percent (6 of 18) from beyond the arc and 62.5 percent (10 of 16) from the free throw line ... Scored a career-high 11 points, which included a personal-best trio of three-pointers, to help the Rebels beat Kentucky for the first time in 10 years (March 2) ... Tallied seven points and a career-high seven rebounds versus Louisiana Tech in the opening round of the NIT (March 19) ... Scored five points in wins over UT Martin (Dec. 22) and Auburn (Feb. 6) ... Named to the SEC Winter Academic Honor Roll.

**2019-20 (FRESHMAN):** Played in 27 games, primarily off the bench, averaging 12.1 minutes per game ... Made his lone start versus Butler, logging a career-high 31 minutes (12/3) ... Tallied 2.9 ppg and 1.4 rpg ... Shot 40.8 percent (29 of 71) from the field, 12.5 percent (1 of 8) from beyond the arc and 70.4 percent (19 of 27) from the free throw line ... Scored a career-high eight points in the win over Western Michigan (11/15) ... Helped Ole Miss earn a victory over Vanderbilt (2/29) with seven points and a career-high three blocks, tying for the most blocks by a Rebel in a game throughout the season ... Recorded a career-high three steals in a win over Missouri (3/4).

**HIGH SCHOOL:** Ranked as the No. 184 prospect according to 247Sports ... Averaged 27.0 ppg, 8.0 rpg and 3.0 apg as a senior at British Columbia Christian Prep ... Named MVP of the Signature All-Canadian Showcase, competing among the top seniors in Canada, by scoring 18 points to go along with five rebounds and two blocks ... Recorded 13 points, four rebounds and two steals in the BioSteel All-Canadian Game, featuring the top 24 male Canadian high school basketball players who are either Canadian-born or enrolled in a Canadian institution ... Averaged 18.5 ppg and 6.5 rpg for The Bahamas in a pair of exhibitions against ACC teams, including an 18-point output versus North Carolina ... Earned a spot on the Caribbean Tip-Off Classic All-Tournament Team by averaging 33 ppg throughout the tournament that included a 40-point outburst ...

Competed in the 2018 Central American and Caribbean Games for The Bahamas senior national team ... Averaged 14.6 ppg and 6.8 rpg for The Bahamas junior national team at the 2017 Centrobasket U17 Championship ... Member of The Bahamas 2016 CBC U16 Championship team.

**PERSONAL:** Son of Andrew and Sophia Hunter ... Full name is Sammy Andrew Hunter ... Born: Nov. 28, 2000 ... Sport and Recreation Administration major.





2020-2021 GAME BY GAME STATISTICS

Date	Opponent	Min	FG	3-pt	FT	Pts	Rebs	A	TO	B	S
<b>12/10</b>	<b>Jackson State</b>	9	1-3	0-2	1-4	3	2	0	1	1	0
<b>12/12</b>	<b>UNCW</b>	4	0-0	0-0	0-0	0	1	0	1	0	0
<b>12/14</b>	<b>Central Arkansas</b>	4	0-0	0-0	0-0	0	0	0	1	0	0
12/16	at Middle Tennessee	10	0-2	0-2	0-0	0	1	0	0	0	0
12/19	at Dayton	10	1-3	1-1	0-0	3	1	0	0	0	0
<b>12/22</b>	<b>UT Martin</b>	11	1-1	0-0	3-4	5	1	0	0	0	5
12/29	at Alabama	1	0-0	0-0	0-0	0	0	0	0	0	0
<b>1/2</b>	<b>Wichita State</b>										
<b>1/6</b>	<b>Auburn</b>	2	0-0	0-0	0-0	0	0	0	0	0	0
<b>1/9</b>	<b>LSU</b>	10	1-1	1-1	0-0	3	2	1	0	0	0
1/12	at Florida										
<b>1/16</b>	<b>Georgia</b>										
1/19	at Mississippi State	5	0-1	0-1	0-0	0	1	0	0	0	0
<b>1/23</b>	<b>Texas A&amp;M</b>	1	0-1	0-1	0-0	0	1	0	0	1	0
1/27	at Arkansas	9	1-2	0-1	0-0	2	1	0	0	1	0
1/30	at Georgia	5	1-1	0-0	0-0	2	2	0	1	0	0
<b>2/2</b>	<b>Tennessee</b>	5	0-0	0-0	0-0	0	1	0	0	0	0
2/6	at Auburn	10	1-2	0-1	3-4	5	0	2	0	0	1
<b>2/10</b>	<b>Missouri</b>	16	2-4	0-2	0-0	4	3	1	0	1	1
2/13	at South Carolina	9	1-1	0-0	1-1	3	1	1	1	0	0
<b>2/20</b>	<b>Mississippi State</b>	4	0-0	0-0	0-0	0	1	0	0	0	0
2/23	at Missouri	6	1-3	0-0	0-0	2	0	0	0	0	0
2/27	at Vanderbilt	3	0-1	0-0	0-0	0	0	0	0	0	0
<b>3/2</b>	<b>Kentucky</b>	20	3-5	3-5	2-2	11	2	0	2	2	0
<b>3/6</b>	<b>Vanderbilt</b>	17	1-3	0-0	0-0	2	2	2	1	0	1
3/11	vs. South Carolina	5	1-1	0-0	0-0	2	2	1	1	0	0
3/12	vs. LSU	9	1-2	0-0	0-0	2	3	0	0	0	0
3/19	vs Louisiana Tech	14	3-5	1-1	0-1	7	7	0	3	0	0

\* Indicates start  
Home games in bold

CAREER HIGHS

POINTS

11 vs. Kentucky (3/2/21)

REBOUNDS

7 vs. Louisiana Tech (3/19/21)

FIELD GOALS

4 vs. Western Michigan (11/15/19)

FREE THROWS

4 vs. Seattle (11/19/19)

THREE-POINTERS

3 vs. Kentucky (3/2/21)

ASSISTS

2, 6x, MR: vs. Vanderbilt (3/6/21)

STEALS

5 vs. UT Martin (12/22/20)

BLOCKS

3 vs. Vanderbilt (2/29/20)

CAREER STATISTICS

YEAR	G-GS	MIN/AVG	FG-FGA	PCT	3P-3PA	PCT	FT-FTA	PCT	REB-AVG	A	TO	B	S	PTS/AVG
<b>2019-20</b>	27/1	328/12.1	29/71	.408	1/8	.125	19/27	.704	37/1.4	11	15	4	6	78/2.9
<b>2020-21</b>	25/0	197/7.9	20/42	.476	6/18	.333	10/16	.625	35/1.4	9	12	5	3	56/2.2
<b>TOTAL</b>	<b>52/1</b>	<b>503/9.7</b>	<b>49/113</b>	<b>.483</b>	<b>7/26</b>	<b>.269</b>	<b>29/43</b>	<b>.674</b>	<b>72/1.4</b>	<b>20</b>	<b>27</b>	<b>9</b>	<b>9</b>	<b>134/2.6</b>

24 Jarkel JOINER

SR. / G

Oxford, Miss. • CSU Bakersfield

6-1 • 177 • 1L

Multi-Disciplinary Studies



**2020-21 (JUNIOR):** One of four Rebels to play in all 28 games, making 24 starts and averaging 30.7 minutes per game ... Ranked second on the team in scoring (12.0 ppg) to go along with 2.6 rpg, 1.7 apg and 1.1 spg ... Shot 39.0 percent (115 of 295) from the field, 26.1 percent (23 of 88) from beyond the arc and 84.5 percent (82 of 97) from the free throw line ... His free throw percentage ranked third in the SEC ... Scored double figures in 16 games, including five 20-point games ... Tallied a season-high 26 points, with the help of a career-high five three-pointers, in the SEC Tournament quarterfinals versus LSU (March 12) ... Recorded a career-high six steals at Georgia (Jan. 30), the most by an SEC player in any game throughout the season ... Led the Rebels to an upset victory over No. 10 Missouri with a team-high 21 points (Feb. 10) ... Scored a team-high 22 points in the opening round of the NIT (March 19) ... Earned a spot on SEC Community Service Team ... Named to the SEC Winter Academic Honor Roll.

**2019-20:** Sat out the season due to NCAA transfer rules.

**CSU BAKERSFIELD**

**2018-19 (SOPHOMORE):** Only Roadrunner to start all 34 games ... Became the first Roadrunner to lead the Western Athletic Conference in scoring during league play (18.6 ppg) ... Named First Team All-District 6 by the NABC and earned First Team All-WAC honors ... Reset CSUB's Division I single-season records for points (532), scoring average (15.6), field goals made (208), and field goals attempted (461), the latter of which was also an all-time record ... Scored 10+ points in 24 of 34 games and 20+ points 11 times ... Averaged 45.1 percent from the field, 37.0 percent from three-point range, and 71.0 percent from the free throw line ... Named WAC Player of the Week for Jan. 21-27 after record-setting performance versus California Baptist ... Reset CSUB's Division I single-game records for points (34) and field goals made (14) versus California Baptist (1/24) ... Tallied 24 points at No. 7 Gonzaga (12/31) ... Posted 25 points and seven rebounds in 42 minutes

versus New Mexico State (2/7) ... Recorded 27 points on 11 of 22 shooting from the field versus Grand Canyon (2/2) ... Hit three-straight free throws with 0.2 seconds remaining to seal a 74-73 win over UMKC (1/17) ... Tallied 18 points at No. 20 TCU (11/7) ... Had 16 points, four rebounds, and four assists versus Seattle (1/3) ... Posted nine points and career-high 11 rebounds vs. Cal Poly (12/18).

**2017-18 (FRESHMAN):** Played in all 30 games, starting 27 times ... Led `Runners in scoring nine times and finished third on team with 10.4 ppg ... Fourth in rebounding with 3.4 per game and second in minutes played per game at 28.0 ... Reset CSUB's all-time single-season record for free throw percentage (69 of 77, .896) while leading the WAC ... Scored a season-high 23 points twice (versus Whittier and at Delaware) ... Recorded first double-double (19 points, 10 rebounds) at UMKC (1/18) ... Posted 20+ points in five games, including 20 at No. 25 UCLA (11/29) ... Tied the CSUB Division I record for single-game free throw percentage, going a perfect 12 for 12 from the line at Lamar (11/19) ... Paced the `Runners with 14 points (5-10 FG) and five rebounds at No. 3 Arizona (11/16).

**HIGH SCHOOL:** Played at Oxford HS in Oxford, Miss. where he was fourth in the nation his senior season averaging 36.5 points per game for the Chargers who advanced to the semifinals of the state playoffs ... Was named 2017 Mississippi Boys Basketball Player of the Year by The Daily Journal ... Added two assists and six rebounds per game.

**PERSONAL:** Son of Stacy and Donna Joiner and Charletha Pearson ... Has one sibling, Jordan ... Born May 20, 1999 ... Multi-Disciplinary Studies major.



## 2020-2021 GAME BY GAME STATISTICS

Date	Opponent	Min	FG	3-pt	FT	Pts	Rebs	A	TO	B	S
<b>12/10</b>	* <b>Jackson State</b>	23	2-5	0-2	2-2	6	1	2	0	0	1
<b>12/12</b>	* <b>UNCW</b>	27	2-5	0-1	2-2	2	4	2	2	0	0
<b>12/14</b>	* <b>Central Arkansas</b>	24	1-9	0-4	0-1	2	0	1	1	0	1
12/16	* at Middle Tennessee	30	4-8	1-2	1-1	10	1	1	0	0	1
12/19	* at Dayton	27	3-9	2-4	2-2	10	2	0	2	0	0
<b>12/22</b>	* <b>UT Martin</b>	22	7-10	1-3	1-2	16	3	2	1	0	1
12/29	at Alabama	26	5-11	0-1	2-2	12	3	0	2	0	0
<b>1/2</b>	* <b>Wichita State</b>	26	3-11	0-4	2-2	8	2	0	2	0	0
<b>1/6</b>	<b>Auburn</b>	18	1-6	1-3	6-6	9	0	3	1	0	1
<b>1/9</b>	<b>LSU</b>	24	2-8	2-5	3-4	9	1	1	1	0	1
1/12	at Florida	26	4-9	1-3	0-0	9	3	2	0	0	0
<b>1/16</b>	* <b>Georgia</b>	35	9-17	2-6	2-3	22	2	2	1	0	2
1/19	* at Mississippi State	36	4-12	0-3	4-4	12	5	2	0	2	2
<b>1/23</b>	* <b>Texas A&amp;M</b>	34	7-11	1-3	6-7	21	7	0	2	0	1
1/27	* at Arkansas	34	5-12	0-4	1-2	11	1	1	1	0	1
1/30	* at Georgia	37	4-14	0-1	6-7	14	5	1	3	0	6
<b>2/2</b>	* <b>Tennessee</b>	26	2-7	0-0	3-4	7	1	0	1	1	0
2/6	* at Auburn	39	4-10	0-2	0-0	8	0	1	4	0	4
<b>2/10</b>	* <b>Missouri</b>	37	8-14	1-4	4-4	21	3	3	2	0	0
2/13	* at South Carolina	36	1-8	0-1	4-6	6	4	1	4	0	3
<b>2/20</b>	* <b>Mississippi State</b>	34	4-11	0-2	0-0	8	4	2	2	0	0
2/23	* at Missouri	34	1-7	0-2	8-8	10	4	3	3	0	0
2/27	* at Vanderbilt	34	3-9	0-1	4-6	10	4	2	1	0	1
<b>3/2</b>	* <b>Kentucky</b>	28	2-10	1-2	2-2	7	3	3	0	0	1
<b>3/6</b>	* <b>Vanderbilt</b>	30	6-13	1-3	2-3	15	4	3	2	0	1
3/11	* vs. South Carolina	34	5-12	2-6	6-6	18	3	2	3	0	0
3/12	* vs. LSU	40	9-20	5-11	3-4	26	2	2	1	1	0
3/19	* vs Louisiana Tech	40	7-17	2-5	6-7	22	1	5	2	0	2

\* Indicates start

Home games in bold

### CAREER HIGHS

#### POINTS

26 vs. LSU (3/12/21)

#### REBOUNDS

7 vs. Texas A&M (1/23/21)

#### FIELD GOALS

9, 2x, MR: vs. LSU (3/12/21)

#### FREE THROWS

8 at Missouri (2/23/21)

#### THREE-POINTERS

5 vs. LSU (3/12/21)

#### ASSISTS

5 vs. Louisiana Tech (3/19/21)

#### STEALS

6 at Georgia (1/30/21)

#### BLOCKS

2 at Mississippi State (1/19/21)

## CAREER STATISTICS

YEAR	G-GS	MIN/AVG	FG-FGA	PCT	3P-3PA	PCT	FT-FTA	PCT	REB-AVG	A	TO	B	S	PTS/AVG
<b>2017-18</b>	30/27	840/28.0	106/280	.379	32/112	.286	69-76	.908	103/3.4	22	28	1	15	313/10.4
<b>2018-19</b>	34/34	1096/32.2	208/461	.451	50/135	.370	66-93	.710	121/3.6	49	43	3	37	532/15.6
<b>2020-21</b>	28/24	858/30.6	115/295	.390	23/88	.261	82/97	.845	73/2.6	47	44	4	30	335/12.0
<b>TOTAL</b>	<b>92/85</b>	<b>2794/30.44</b>	<b>29/1036</b>	<b>.414</b>	<b>105/335</b>	<b>.313</b>	<b>217/266</b>	<b>.816</b>	<b>297/3.2</b>	<b>118</b>	<b>115</b>	<b>8</b>	<b>82</b>	<b>1180/12.8</b>

# 33 john MCBRIDE

JR.  
G

Memphis, Tenn. • Memphis University School

6-7 • 214 • 2L

Accountancy



**2020-21 (SOPHOMORE):** Appeared in four games off the bench ... Made a free throw in the win over Jackson State (Dec. 10) ... Made his postseason debut, pulling down a rebound in the opening round of the NIT (March 19) ... Named to the SEC Winter Academic Honor Roll.

**2019-20 (REDSHIRT-FRESHMAN):** Appeared in nine games off the bench, playing a total of 15 minutes ... Went 1 of 7 from the floor, including 1 of 4 from beyond the arc ... Recorded three points, three rebounds and one block throughout the season ... Scored the first points of his career, knocking down a three-pointer in the win over Tennessee Tech (12/29) ... Brought down two rebounds over the final two minutes versus Western Michigan (11/15) ... Registered his first career block at Tennessee (1/21), his SEC debut ... Named to the SEC Winter Academic Honor Roll.

**HIGH SCHOOL:** Earned four letters at Memphis University School under head coach Matt Bakke ... Tabbed first team all-state (Division II-AA) by the Tennessee Sports Writers Association after averaging 18.6 points per game, 7.9 rebounds per game and 3.0 assists per game as a senior ... Named Division II-AA Co-MVP ... Collected all-tournament team honors at the 2017 and 2018 Carbondale Holiday Tournament ... Named Memphis University School MVP ... Averaged 12.6 ppg and 7.1 rpg as a junior ... After averaging 1.6 ppg and 0.2 rpg as a freshman, saw his production and playing time increase during his sophomore year (8.2 ppg, 2.0 rpg) ... Involved in many extracurricular activities, including National Honor Society, Sociedad Honoraria Hispanica, Societas Caritatis (Society of Charity) ... Served as the vice-president of the Civic Service Organization ... Earned the Rhodes College Book Award.

**PERSONAL:** Son of Steve and Jeni McBride ... Full name is John Patrick McBride ... Has two brothers, Ben and Will, and one sister, Katie ... Born: July 28, 1999 ... Chose Ole Miss because of its academic reputation, primarily with the accounting school ... Accountancy major.



## 2020-2021 GAME BY GAME STATISTICS

Date	Opponent	Min	FG	3-pt	FT	Pts	Rebs	A	TO	B	S
<b>12/10</b>	<b>Jackson State</b>	2	0-1	0-0	1-2	1	0	0	0	0	0
<b>12/12</b>	<b>UNCW</b>										
<b>12/14</b>	<b>Central Arkansas</b>										
12/16	at Middle Tennessee										
12/19	at Dayton										
<b>12/22</b>	<b>UT Martin</b>	2	0-1	0-0	0-0	0	0	0	0	0	0
12/29	at Alabama										
<b>1/2</b>	<b>Wichita State</b>										
<b>1/6</b>	<b>Auburn</b>										
<b>1/9</b>	<b>LSU</b>										
1/12	at Florida										
<b>1/16</b>	<b>Georgia</b>										
1/19	at Mississippi State										
<b>1/23</b>	<b>Texas A&amp;M</b>	1	0-0	0-0	0-0	0	0	0	0	0	0
1/27	at Arkansas										
1/30	at Georgia										
<b>2/2</b>	<b>Tennessee</b>										
2/6	at Auburn										
<b>2/10</b>	<b>Missouri</b>										
2/13	at South Carolina										
<b>2/20</b>	<b>Mississippi State</b>										
2/23	at Missouri										
2/27	at Vanderbilt										
<b>3/2</b>	<b>Kentucky</b>										
<b>3/6</b>	<b>Vanderbilt</b>										
3/11	vs. South Carolina										
3/12	vs. LSU										
3/19	vs Louisiana Tech	2	0-0	0-0	0-0	0	0	0	0	0	0

\* Indicates start

Home games in bold

## CAREER HIGHS

## POINTS

3, vs. Tennessee Tech (12/29/19)

## REBOUNDS

2, vs. Western Michigan (11/15/19)

## FIELD GOALS

1, vs. Tennessee Tech (12/29/19)

## FREE THROWS

1, vs. Jackson State (12/10/20)

## THREE-POINTERS

1, vs. Tennessee Tech (12/29/19)

## ASSISTS

---

## STEALS

---

## BLOCKS

1, at Tennessee Tech (12/29/19)

## CAREER STATISTICS

YEAR	G-GS	MIN/AVG	FG-FGA	PCT	3P-3PA	PCT	FT-FTA	PCT	REB-AVG	A	TO	B	S	PTS/AVG
<b>2019-20</b>	9/0	15/1.7	1/7	.143	1/4	.250	0/0	.000	3/0.3	0	1	1	0	3/0.3
<b>2020-21</b>	4/0	7/1.8	0/2	.000	0/0	.000	1/2	.500	2/0.5	0	0	0	0	1/0.3
<b>TOTAL</b>	<b>13/0</b>	<b>22/1.7</b>	<b>1/9</b>	<b>.111</b>	<b>1/4</b>	<b>.250</b>	<b>1/2</b>	<b>.500</b>	<b>5/0.4</b>	<b>0</b>	<b>1</b>	<b>1</b>	<b>0</b>	<b>4/0.3</b>

O eric  
VAN DER HEIJDEN

FR.  
F

Raleigh, N.C. • Millbrook

6-8 • 205 • HS

Multi-Disciplinary Studies



**HIGH SCHOOL:** A top-200 prospect nationally and ranked No. 9 in the state of North Carolina ... Named to the 2021 Carolinas Classic, the annual all-star game that pits the best high school players from North Carolina against the top high school players from South Carolina ... Averaged a double-double (18.2 ppg, 11.2 rpg) as a senior to go along with 4.1 apg, guiding his team to an undefeated season ... Earned all-state and first team all-district honors from the North Carolina Basketball Coaches Association ... Tabbed the Cap 7 Conference Player of the Year ... Led Millbrook to the North Carolina Class 4A State Championship, the first state title in school history, with 21 points in the championship game ... Took home the Charlie Adams Most Valuable Player Award (state championship MVP) ... Led his team to a 42-4 over his final two seasons, making 96 three-pointers during the stretch and shooting 43 percent from long distance.

**PERSONAL:** Son of Kim and Allard Van Der Heijden ... Has one sibling, Jake ... Born August 8, 2002 ... Multi-disciplinary studies major.

2 daeshun  
**RUFFIN**

FR.  
G

Jackson, Miss. • Callaway

5-9 • 160 • HS

General Business



**HIGH SCHOOL:** First McDonald's All-American signee in school history ... Consensus 4-star prospect, ranked No. 40 in the country and No. 1 in the state of Mississippi ... Tabbed 2021 Mississippi Gatorade Player of the Year and 2021 MaxPreps Mississippi High School Basketball Player of the Year ... Earned a spot in the prestigious Allen Iverson Roundball Classic ... Scored 2,337 points throughout his high school career, averaging 25.4 ppg under the guidance of Ole Miss alum David Sanders ... Earned all-state accolades all four years of high school ... Averaged 33.1 ppg, 3.3 rpg, 2.0 apg and 2.8 spg as a senior ... A first team all-state honoree as a junior, led Callaway to a state title by scoring 33 in the championship game at The Pavilion ... Averaged 26.9 ppg and 4.9 rpg throughout his junior season, scoring at least 30 points in 11 games and was named Mississippi Gatorade Player of the Year ... Selected as the Hardwood Hero Player of the Year ... Led Callaway to three district titles and a trio of state appearances ... Averaged 25.0 ppg, 4.6 rpg, 4.2 apg and 2.1 spg as a sophomore ... Made an immediate impact his freshman year, scoring 19.8 ppg to go along with 4.0 apg and 3.7 rpg.

**PERSONAL:** Son of Twyla Ruffin-McDonald ... Has five siblings ... Born March 19, 2002 ... General business major.

# 3 nysier BROOKS

GR. / C



Philadelphia, Pa. • Miami (FL)

7-0 • 245 • TR

Hospitality Management

**MIAMI:** Spent two seasons at Miami, sitting out one due to NCAA rules before appearing in all 27 games a season ago ... Earned his bachelor degree as criminology major with a minor in sociology.

**2020-21 (SENIOR):** One of two Hurricanes to play in all 27 games, ranking second on the team with 25 starts ... Averaged 7.4 ppg, 5.8 rpg and 1.0 bpg ... Paced the team in rebounding, blocks and field goal percentage (51.7) ... Placed ninth in the ACC in offensive rebounding (2.4 per game) and ranked 13th in blocks (0.96 per game) ... Produced four double-digit rebound games ... Tallied double-digit points nine times, with 15-plus twice, both in the final four games ... Grabbed at least five rebounds in 16 contests, including at least eight six times ... Blocked multiple shots in six different games ... Posted a pair of double-doubles ... Recorded a career-high 21 points, including 16 in the first half, against Boston College (March 5) in the regular season finale, finishing 8-of-11 from the floor to set a career high in makes ... Recorded eight points and eight rebounds against Stetson (Dec. 4) ... Logged 13 points and a career-best 15 rebounds, the most by a Hurricane throughout the season, versus FGCU (Dec. 12) ... Recorded 10 points on 5 of 5 shooting, adding six boards, at No. 24 Virginia Tech (Dec. 29) ... Registered 10 points, six rebounds, two blocks and two steals against North Carolina (Jan. 5) ... Tallied 14 points, including 6 of 6 at the line, with seven rebounds at Boston College (Jan. 12) ... Notched eight points and 11 rebounds in the win over No. 16 Louisville (Jan. 16) ... Produced a double-double (10 points, 12 rebounds) against No. 16 Virginia Tech (Feb. 6) ... Recorded 12 points and a career-best four assists versus Georgia Tech (Feb. 20), setting career highs in free throws made (eight) and attempted (10) ... Tallied 12 points, six boards with a career-high three steals in the ACC Tournament first round win over Pittsburgh (March 9) ... Scored 19 points with six rebounds versus Georgia Tech (March 11) in the ACC Tournament quarterfinals.

**2019-20:** Sat out due to NCAA transfer rules.

**CINCINNATI:** Played in 103 games, helping lead Cincinnati to three NCAA Tournament appearances ... Shot 52.4 percent (165 of 315) over his career as a Bearcat ... Made the Dean's List in two of his three years at Cincinnati.

**2018-19 (JUNIOR):** Started all 35 games, averaging 8.1 ppg, 6.3 rpg and 1.5 bpg in 22.9 mpg ... Ranked among the AAC leaders in blocks (third at 1.5 per

game), offensive rebounds (fourth at 2.7 per game) and rebounds (No. 11 at 6.3 per game) ... Posted three double-doubles ... Led the Bearcats in rebounds in 15 games ... Recorded at least two blocks in 17 games ... Scored 17 points on 5 of 8 shooting from the field and 7 of 8 from the free throw line with eight rebounds against South Carolina State (Dec. 22) ... Scored 17 points on 6 of 8 shooting against UConn (Jan. 12) ... Matched a career high with five blocks against Wichita State (Feb. 17) ... Grabbed a season-high 12 rebounds against SMU (Feb. 27) and Memphis (March 2) ... Tallied 16 points with six rebounds and two blocks against Houston (March 10) ... Scored a team-high 13 points to go with a game-high nine rebounds against Wichita State (March 16) in the semifinals of the AAC Tournament.

**2017-18 (SOPHOMORE):** Started two of 35 games played, averaging 2.6 ppg, 2.3 rpg and 0.6 bpg in 9.7 mpg ... Recorded at least one block in 10 conference games ... Scored a season-high nine points with a perfect 3 of 3 from the field in 13 minutes against Alabama State (Nov. 27) ... Netted eight points on 4 of 5 shooting with two rebounds, a block and a steal in 12 minutes against Cleveland State (Dec. 21) ... Tallied eight points with five rebounds in 11 minutes against ECU (Jan. 20) ... Made his first collegiate start, pulling down a season-best eight rebounds with four points and two assists in 12 minutes against Western Carolina (Nov. 13) ... Grabbed a team-high seven rebounds at Temple (Jan. 4).

**2016-17 (FRESHMAN):** Played in 33 games as a reserve, averaging 2.4 ppg, 1.6 rpg and 0.7 bpg over 8.5 mpg ... Scored 10 points on 4 of 5 shooting with four rebounds and three blocks against Samford (Nov. 23) ... Had eight points with three rebounds against Fairleigh Dickinson (Dec. 17) ... Recorded a season-best five blocks with four rebounds at East Carolina (Jan. 15) ... Tallied eight points in a season-high 16 minutes against USF (Jan. 29) ... Grabbed a season-high five rebounds at UConn (March 5) ... Earned the Legion of Excellence Award for the highest GPA (3.5) on the men's basketball team.

**PERSONAL:** Son of John Walter Mitchell and Monique Brooks ... Has 10 siblings (two older sisters, three younger sisters and five younger brothers) ... Born December 5, 1996 ... Enjoys cooking in his free time and has an Instagram account dedicated to his craft (@7ftchef) ... Earned his bachelor degree at Miami by majoring in criminology with a minor in sociology ... Working towards his master's degree hospitality management.

## CAREER STATISTICS

YEAR	G-GS	MIN/AVG	FG-FGA	PCT	3P-3PA	PCT	FT-FTA	PCT	REB-AVG	A	TO	B	S	PTS/AVG
2016-17	33-0	279/8.5	28/53	.528	0/0	.000	23/40	.575	53/1.6	2	19	22	4	79/2.4
2017-18	35/2	340/9.7	38/77	.494	0/0	.000	16/29	.552	81/2.3	8	22	20	12	92/2.6
2018-19	35/35	803/22.9	99/185	.535	0/0	.000	84/133	.632	221/6.3	14	31	51	13	282/8.1
2020-21	27/25	739/27.4	75/145	.517	0/5	.000	50/78	.641	156/5.8	21	37	26	17	200/7.4
<b>TOTAL</b>	<b>130/622</b>	<b>161/16.6</b>	<b>240/460</b>	<b>.522</b>	<b>0/5</b>	<b>.000</b>	<b>173/280</b>	<b>.618</b>	<b>511/3.9</b>	<b>45</b>	<b>109</b>	<b>119</b>	<b>46</b>	<b>653/5.0</b>



# 4 jaemyn BRAKEFIELD

Jackson, Miss. • Duke

6-8 • 220 • TR

General Business

SO.  
F



**DUKE:** Spent one season at Duke, playing in 22 games, before returning to his home state.

**2020-21 (FRESHMAN):** Played in 22 of Duke's 24 games, averaging 3.5 ppg and 2.5 rpg ... Shot 40.8 percent (31 of 76) from the floor, 31.4 percent (11 of 35) from beyond the arc and 41.7 percent (5 of 12) from the free throw line ... Tallied 11 points and four rebounds off the bench against No. 8 Michigan State in the Champions Classic (Dec. 2) ... Versus Bellarmine (Dec. 4), became the first freshman in Cameron Indoor Stadium history to go a perfect 4 for 4 from beyond the arc and only the third Duke freshman to do it in any game throughout program history ... Recorded 11 points, five rebounds and four blocks, while his and-1 bucket with two minutes left gave Duke the lead for good to help the Blue Devils knock off No. 7 Virginia (Feb. 22) ... Scored 10 points with five boards at Notre Dame (Dec. 16), going 4 of 8 from the floor and a perfect 2 for 2 from long distance ... Named to the All-ACC Academic Team.

**HIGH SCHOOL:** A five-star power forward, rated as the No. 29 overall in ESPN 100's rankings ... Ranked as the No. 4 power forward in the nation and the No. 1 player from the state of Mississippi in the ESPN 100 ... Named the West Virginia Gatorade Player of the Year as a sophomore, junior and senior, becoming the first player to win the honor three times in the award's history ... Averaged 19.2 points, 8.3 rebounds and 3.0 assists per game as a senior at Huntington Prep ... Earned MVP honors at the ARS/Rescue Rooter National Hoopfest in Tampa in January 2020 ... Was selected to participate in the 2020 Jordan Brand Classic prior to the event's cancellation.

**PERSONAL:** Son of Pamela Root and James Brakefield ... Has six siblings — Jake, Andrew, Jamal, Daimen, Kristen and Jennifer ... Born December 19, 2000 ... General business major.

## CAREER STATISTICS

YEAR	G-GS	MIN/AVG	FG-FGA	PCT	3P-3PA	PCT	FT-FTA	PCT	REB-AVG	A	TO	B	S	PTS/AVG
<b>2020-21</b>	22/2	275/12.5	31/76	.408	11/35	.314	5/12	.417	56/2.5	10	10	9	8	78/3.5
<b>TOTAL</b>	<b>22/2</b>	<b>275/12.5</b>	<b>31/76</b>	<b>.408</b>	<b>11/35</b>	<b>.314</b>	<b>5/12</b>	<b>.417</b>	<b>56/2.5</b>	<b>10</b>	<b>10</b>	<b>9</b>	<b>8</b>	<b>78/3.5</b>

# 5 james WHITE

FR.  
G

Conyers, Ga. • Heritage

6-5 • 190 • HS

Freshman Studies



**HIGH SCHOOL:** Ranked No. 135 in the national rankings as well as the No. 9 player in the state of Georgia ... Earned first team all-state accolades and was tabbed the 2021 Region 3 6A Player of the Year ... Scored 1,412 points in two years at the varsity level, collecting all-state honors both seasons ... Averaged 27.5 ppg, 8.2 rpg, 3.0 apg as a senior ... Ranked among the state's top five scorers as a junior, scoring 724 points (24.1 ppg) ... Recorded 24.1 ppg, 5.2 rpg, 1.8 apg during the 2019-20 season ... Had at least 20 points in 24 of 30 games, including six 30-point games ... Scored a season-high 41 against Acovy.

**PERSONAL:** Son of James and Nicole White ... Has two siblings, Jared and Jada ... Born July 12, 2003 ... Freshman studies major.

# 10 grant SLATTEN

Sparta, Tenn. • White County

6-5 • 195 • HS

Biological Science

FR.  
G

Ole  
Miss



**HIGH SCHOOL:** Ranked as the No. 6 prospect from the state of Tennessee ... Named the runner-up for 2021 Mr. Basketball in Tennessee (Class 3A) ... Earned 2021 6AAA Player of the Year accolades ... Became the all-time leading scorer in White County history with 2,765 points ... Produced five 40-point games and 30 30-point games throughout his high school career ... Scored a school record 59 points in a game as a senior ... Earned all-state accolades three times ... Collected 3AAA All-Region and 6AAA All-District honors all four years of high school.

**PERSONAL:** Son of Bruce and Beth Slatten ... Has one sibling, Will ... Born May 27, 2002 ... Biological science major.


# 14<sup>tye</sup> FAGAN

SR.  
G

Logtown, Ga. • Georgia

6-3 • 198 • TR

Multi-Disciplinary Studies



**GEORGIA:** Spent three years at Georgia, appearing in 89 games and scoring 450 points while shooting 56.4 percent (193 of 342) from the floor.

**2020-21: (JUNIOR):** Started 25 of 26 games and averaged 9.2 ppg and 4.3 rpg in 22.2 mpg ... Made 105 of 179 (58.7 percent) shot attempts to lead the Bulldogs in field goal percentage ... Ranked second on the team in blocks (8) ... Began the season with career highs in points (21) and rebounds (10), his first career double-double, against Florida A&M (Nov. 29) to become the first SEC Player of the Week for the 2020-21 season ... Reached double figures in 11 games, including a team-high 19 points (9 of 9 FG) in The Pavilion against the Rebels (Jan. 16) ... Recorded 18 points and seven rebounds to help the Bulldogs upset LSU (Feb. 23) ... Scored 16 points to help Georgia knock off Auburn (Feb. 2).

**2019-20 (SOPHOMORE):** One of five Bulldogs to play in all 32 games ... Averaged 4.1 ppg and 1.7 rpg, while shooting a team-best 56.0 percent (56 of 100) from the floor ... Posted a trio of double-figure scoring games ... Scored a team-high 15 points at Arizona State (Dec. 14) ... Recorded 15 points in just 15 minutes, making all six of his shots, at No. 14 Kentucky (Jan. 21) ... Tallied a team-high 11 points against Dayton in the opening round of the Maui Invitational (Nov. 25), going a perfect 5 for 5 (1 of 1 3FG) from the field ... Recorded two of Georgia's three perfect shooting performances from the floor with five-or-more made shots (6 of 6 at Kentucky, 5 of 5 versus Dayton) ... Grabbed a season-best six rebounds to go along with eight points over a season-high 21 minutes in the regular season finale at LSU (March 7).

**2018-19 (FRESHMAN):** Played in 31 of 32 games with a trio of

starts at the Cayman Islands Classic ... Shot 50.8 percent (32 of 63) from the field and was a perfect 10 of 10 from the free throw line ... Led the Bulldogs in assists in two games, in steals twice and in blocks once ... Logged double-digit minutes in eight of 19 outings against SEC competition, including a high of 16 versus Missouri in the SEC Tournament (March 13) ... Made his first collegiate start against Illinois State (Nov. 19) and played 36 minutes against the Redbirds ... Recorded three points, three boards, four assists, a block and a steal in the season opener against Savannah State, his collegiate debut (Nov. 9).

**HIGH SCHOOL:** Ranked as the No. 10 overall prospect in Georgia, the nation's No. 18 combo guard and the No. 205 overall prospect nationally by 247Sports.com ... Named the Class 4A State Player of the Year as both a junior and a senior after leading the Knights to back-to-back state titles and undefeated seasons ... Tabbed Second Team All-Georgia in 2018 by USA Today ... Scored a school record 2,038 points for Upson-Lee ... Helped Upson-Lee go a combined 63-0 during his junior and senior campaigns, the third-longest winning streak in boys' basketball history for Georgia high schools ... Averaged 25.0 ppg, 7.3 rpg, 4.6 apg and 2.4 spg as a senior ... Scored in double figures in every contest with 25 20-point games, six 30-point performances to go along with nine double-doubles ... Named MVP of the 2017 Lake City Classic after averaging 26.5 ppg, 6.5 rpg, 2.8 apg and 2.2 bpg in the event ... As a junior, averaged 21.1 ppg, 7.4 rpg, 3.5 apg and 2.6 spg while leading the Knights to a 32-0 finish and the first state championship in school history ... Posted double-digit scoring outputs in 28 of 29 games played, including 17 20-point and three 30-point games.

**PERSONAL:** Son of Kendra Fagan ... Born September 12, 1999 ... Multi-disciplinary studies major.

## CAREER STATISTICS

YEAR	G-GS	MIN/AVG	FG-FGA	PCT	3P-3PA	PCT	FT-FTA	PCT	REB-AVG	A	TO	B	S	PTS/AVG
2018-19	31/3	355/11.5	32/63	.508	4/12	.333	10/10	1.000	47/1.5	22	29	6	6	78/2.5
2019-20	32/0	372/11.6	56/100	.560	5/19	.263	15/24	.625	55/1.7	17	15	9	14	132/4.1
2020-21	26/25	576/22.2	105/179	.587	10/37	.270	20/36	.556	113/4.3	29	40	8	14	240/9.2
<b>TOTAL</b>	<b>89/28</b>	<b>1303/14.6</b>	<b>193/342</b>	<b>.564</b>	<b>19/68</b>	<b>.279</b>	<b>45/70</b>	<b>.643</b>	<b>215/2.4</b>	<b>68</b>	<b>84</b>	<b>23</b>	<b>34</b>	<b>450/5.1</b>

## OPPONENTS

### NEW ORLEANS

NOV. 9 | THE PAVILION |

LOCATION: New Orleans, Louisiana  
NICKNAME: Privateers  
CONFERENCE: Southland  
ARENA: Lakefront Arena (10,000)  
HEAD COACH: Mark Slessinger  
ALMA MATER: Aurora University '96  
RECORD AT NO: 131-165 (10 seasons)  
CAREER RECORD: 156-188 (12 seasons)  
2020-21 RECORD: 10-15 (8-7)  
STARTERS RETURNING/LOST: 3/2  
LETTERMEN RETURNING/LOST: 6/10  
MBB CONTACT: Matthew Schaefer  
EMAIL: mgschaefer@uno.edu  
PHONE (C): 504-280-6284  
WEBSITE: www.UNOPrivateers.com  
SERIES RECORD: Ole Miss leads 4-1

### CHARLESTON SOUTHERN

NOV. 12 | THE PAVILION |

LOCATION: Charleston, South Carolina  
NICKNAME: Buccaneers  
CONFERENCE: Big South  
ARENA: Buccaneer Fieldhouse (881)  
HEAD COACH: Barclay Radebaugh  
ALMA MATER: East Tennessee State  
RECORD AT CSU: 210-274 (16 seasons)  
CAREER RECORD: 231-282 (17 seasons)  
2020-21 RECORD: 3-18 (2-15)  
STARTERS RETURNING/LOST: 3/2  
LETTERMEN RETURNING/LOST: 7/6  
MBB CONTACT: Derrick Bennington  
EMAIL: dbennington@csuniv.edu  
PHONE (C): 843-863-7433  
WEBSITE: www.CSUSports.com  
SERIES RECORD: Charleston Southern leads 1-0

### MARQUETTE

NOV. 18 | CHARLESTON |

LOCATION: Milwaukee, Wisconsin  
NICKNAME: Golden Eagles  
CONFERENCE: Big East  
ARENA: Fiserv Forum (17,341)  
HEAD COACH: Shaka Smart  
ALMA MATER: Kenyon College '99  
RECORD AT MU: 0-0 (1st season)  
CAREER RECORD: 272-142 (12 seasons)  
2020-21 RECORD: 13-14 (8-11)  
STARTERS RETURNING/LOST: 0/5  
LETTERMEN RETURNING/LOST: 5/9  
MBB CONTACT: Scott Kuykendall  
EMAIL: scott.kuykendall@mu.edu  
PHONE (O): 414-288-4794  
WEBSITE: www.Marquette.com  
SERIES RECORD: Marquette leads 1-0

### MISSISSIPPI VALLEY STATE

NOV. 26 | THE PAVILION |

LOCATION: Itta Bena, Mississippi  
NICKNAME: Delta Devils  
CONFERENCE: Southwestern Athletic  
ARENA: R.W. Harrison HPER Complex (5,000)  
HEAD COACH: Lindsey Hunter  
ALMA MATER: Jackson State '93  
RECORD AT MVSU: 5-48 (2 seasons)  
CAREER RECORD: Same  
2020-21 RECORD: 2-21 (2-13)  
STARTERS RETURNING/LOST: 3/2  
LETTERMEN RETURNING/LOST: 6/6  
MBB CONTACT: Brian Baublitz  
EMAIL: sportsinfo@mvsu.edu  
PHONE (C): 443-889-0295  
WEBSITE: www.MVSUSports.com  
SERIES RECORD: Ole Miss leads 6-0

### RIDER

NOV. 30 | THE PAVILION |

LOCATION: Lawrenceville, New Jersey  
NICKNAME: Broncs  
CONFERENCE: Metro Atlantic Athletic  
ARENA: Alumni Gymnasium (1,650)  
HEAD COACH: Kevin Baggett  
ALMA MATER: Saint Joseph's '89  
RECORD AT RU: 147-134 (9 seasons)  
CAREER RECORD: 147-134 (9 seasons)  
2020-21 RECORD: 6-17 (5-13)  
STARTERS RETURNING/LOST: 3/3  
LETTERMEN RETURNING/LOST: 9/5  
MBB CONTACT: Greg Ott  
EMAIL: grott@rider.edu  
PHONE: 609-896-5138  
WEBSITE: www.GoBroncs.com  
SERIES RECORD: First Meeting

### MEMPHIS

DEC. 4 | THE PAVILION |

LOCATION: Memphis, Tennessee  
NICKNAME: Tigers  
CONFERENCE: American Athletic  
ARENA: FedEx Forum (18,400)  
HEAD COACH: Penny Hardaway  
ALMA MATER: Memphis '93  
RECORD AT MEM: 63-32 (3 seasons)  
CAREER RECORD: 63-32 (3 seasons)  
2020-21 RECORD: 20-8 (11-4)  
STARTERS RETURNING/LOST: 3/2  
LETTERMEN RETURNING/LOST: 7/7  
MBB CONTACT: Michael Schroeder  
EMAIL: michael.schroeder@memphis.edu  
PHONE (C): 901-678-2335  
WEBSITE: www.GoTigersGo.com  
SERIES RECORD: Memphis leads 23-8

### WESTERN KENTUCKY

DEC. 11 | ATLANTA |

LOCATION: Bowling Green, Kentucky  
NICKNAME: Hilltoppers  
CONFERENCE: Conference USA  
ARENA: E.A. Diddle Arena (7,523)  
HEAD COACH: Rick Stansbury  
ALMA MATER: Campbellsville '81  
RECORD AT WKU: 103-60 (5 seasons)  
CAREER RECORD: 396-225 (19 seasons)  
2020-21 RECORD: 21-8 (11-3)  
STARTERS RETURNING/LOST: 2/3  
LETTERMEN RETURNING/LOST: 5/9  
MBB CONTACT: Zach Greenwell  
EMAIL: zach.greenwell@wku.edu  
PHONE (C): 270-745-5045  
WEBSITE: www.WKUSports.com  
SERIES RECORD: Series tied 1-1

### MIDDLE TENNESSEE

DEC. 15 | THE PAVILION |

LOCATION: Murfreesboro, Tennessee  
NICKNAME: Blue Raiders  
CONFERENCE: Conference USA  
ARENA: Murphy Center (11,520)  
HEAD COACH: Nick McDewitt  
ALMA MATER: UNC Asheville '01  
RECORD AT MTSU: 24-60 (3 seasons)  
CAREER RECORD: 122-126 (8 seasons)  
2020-21 RECORD: 5-16 (3-12)  
STARTERS RETURNING/LOST: 2/3  
LETTERMEN RETURNING/LOST: 8/6  
MBB CONTACT: Eric Beovich  
EMAIL: beovich@goblueraiders.com  
PHONE (C): 850-723-8134  
WEBSITE: www.GoBlueRaiders.com  
SERIES RECORD: Series tied 6-6

### DAYTON

DEC. 18 | THE PAVILION |

LOCATION: Dayton, Ohio  
NICKNAME: Flyers  
CONFERENCE: Atlantic 10  
ARENA: UD Arena (13,425)  
HEAD COACH: Anthony Grant  
ALMA MATER: Dayton '87  
RECORD AT DAYTON: 78-41 (4 seasons)  
CAREER RECORD: 271-151 (12 seasons)  
2020-21 RECORD: 14-10 (9-7)  
STARTERS RETURNING/LOST: 1/4  
LETTERMEN RETURNING/LOST: 7/7  
MBB CONTACT: Doug Hauschild  
EMAIL: dhauschild1@udayton.edu  
PHONE: 937-229-4390  
WEBSITE: www.DaytonFlyers.com  
SERIES RECORD: Dayton leads 7-0

## SAMFORD

DEC. 21 | THE PAVILION |

LOCATION: Birmingham, Alabama  
 NICKNAME: Bulldogs  
 CONFERENCE: Southern Conference  
 ARENA: Pete Hanna Center (5,000)  
 HEAD COACH: Bucky McMillan  
 ALMA MATER: Birmingham-Southern '07  
 RECORD AT SAM: 6-13 (1 season)  
 CAREER RECORD: 6-13 (1 season)  
 2020-21 RECORD: 6-13 (2-9)  
 STARTERS RETURNING/LOST: 4/1  
 LETTERMEN RETURNING/LOST: 10/8  
 MBB CONTACT: Zac Schrieber  
 EMAIL: zdschrie@samford.edu  
 PHONE (C): 205-726-2802  
 WEBSITE: www.SamfordSports.com  
 SERIES RECORD: Ole Miss leads 3-0

## MISSISSIPPI STATE

JAN. 8 | THE PAVILION |  
 JAN. 22 | STARKVILLE |

LOCATION: Starkville, Mississippi  
 NICKNAME: Bulldogs  
 CONFERENCE: Southeastern  
 ARENA: Humphrey Coliseum (10,575)  
 HEAD COACH: Ben Howland  
 ALMA MATER: Weber College '79  
 RECORD AT MSU: 116-82 (6 seasons)  
 CAREER RECORD: 515-290 (25 seasons)  
 2020-21 RECORD: 18-15 (8-10)  
 STARTERS RETURNING/LOST: 2/3  
 LETTERMEN RETURNING/LOST: 8/8  
 MBB CONTACT: Matt Dunaway  
 EMAIL: mdunaway@athletics.msstate.edu  
 PHONE (C): 727-215-3857  
 WEBSITE: www.HailState.com  
 SERIES RECORD: MSU leads 148-122

## MISSOURI

JAN. 18 | THE PAVILION |  
 FEB. 12 | COLUMBIA |

LOCATION: Columbia, Missouri  
 NICKNAME: Tigers  
 CONFERENCE: Southeastern  
 ARENA: Mizzou Arena (15,061)  
 HEAD COACH: Cuonzo Martin  
 ALMA MATER: Purdue '00  
 RECORD AT MIZ: 66-56 (4 seasons)  
 CAREER RECORD: 252-177 (13 seasons)  
 2020-21 RECORD: 16-10 (8-8)  
 STARTERS RETURNING/LOST: 1/4  
 LETTERMEN RETURNING/LOST: 3/8  
 MBB CONTACT: Courtney Day  
 EMAIL: cmday@missouri.edu  
 PHONE (O): 573-882-7826  
 WEBSITE: www.MUTigers.com  
 SERIES RECORD: Ole Miss leads 15-3

## FLORIDA

DEC. 29 | THE PAVILION |  
 FEB. 5 | GAINESVILLE |

LOCATION: Gainesville, Florida  
 NICKNAME: Gators  
 CONFERENCE: Southeastern  
 ARENA: Exactech Arena (10,151)  
 HEAD COACH: Mike White  
 ALMA MATER: Ole Miss '99  
 RECORD AT FLA: 123-75 (6 seasons)  
 CAREER RECORD: 224-115 (10 seasons)  
 2020-21 RECORD: 15-10 (9-7)  
 STARTERS RETURNING/LOST: 3/2  
 LETTERMEN RETURNING/LOST: 8/7  
 MBB CONTACT: Denver Parler  
 EMAIL: denverp@gators.ufl.edu  
 PHONE: 352-375-4683 ext. 6135  
 WEBSITE: www.FloridaGators.com  
 SERIES RECORD: Florida leads 68-47

## TEXAS A&M

JAN. 11 | BRYAN-COLLEGE STATION |  
 FEB. 26 | THE PAVILION |

LOCATION: Bryan-College Station, Texas  
 NICKNAME: Aggies  
 CONFERENCE: Southeastern  
 ARENA: Reed Arena (12,989)  
 HEAD COACH: Buzz Williams  
 ALMA MATER: Oklahoma City '94  
 RECORD AT TAMU: 24-24 (2 seasons)  
 CAREER RECORD: 277-179 (14 seasons)  
 2020-21 RECORD: 8-10 (2-8)  
 STARTERS RETURNING/LOST: 2/4  
 LETTERMEN RETURNING/LOST: 5/8  
 MBB CONTACT: Evan Roberts  
 EMAIL: eroberts@athletics.tamu.edu  
 PHONE (C): 260-615-8662  
 WEBSITE: www.12thMan.com  
 SERIES RECORD: Texas A&M leads 7-4

## ARKANSAS

JAN. 26 | THE PAVILION |

LOCATION: Fayetteville, Arkansas  
 NICKNAME: Razorbacks  
 CONFERENCE: Southeastern  
 ARENA: Bud Walton Arena (19,200)  
 HEAD COACH: Eric Musselman  
 ALMA MATER: San Diego '87  
 RECORD AT ARK: 45-19 (2 seasons)  
 CAREER RECORD: 155-53 (6 seasons)  
 2020-21 RECORD: 25-7 (13-4)  
 STARTERS RETURNING/LOST: 2/3  
 LETTERMEN RETURNING/LOST: 5/10  
 MBB CONTACT: Mike Cawood  
 EMAIL: tmcaewood@arkansas.edu  
 PHONE (C): 479-236-2090  
 WEBSITE: www.ArkansasRazorbacks.com  
 SERIES RECORD: Arkansas leads 50-33

## TENNESSEE

JAN. 5 | KNOXVILLE |

LOCATION: Knoxville, Tennessee  
 NICKNAME: Volunteers  
 CONFERENCE: Southeastern  
 ARENA: Thompson-Boling Arena (21,678)  
 HEAD COACH: Rick Barnes  
 ALMA MATER: Lenoir-Rhyne '77  
 RECORD AT UT: 123-73 (6 seasons)  
 CAREER RECORD: 727-386 (34 seasons)  
 2020-21 RECORD: 18-9 (10-7)  
 STARTERS RETURNING/LOST: 3/2  
 LETTERMEN RETURNING/LOST: 8/6  
 MBB CONTACT: Tom Satkowiak  
 EMAIL: tomsid@tennessee.edu  
 PHONE (C): 865-696-2897  
 WEBSITE: www.UTSports.com  
 SERIES RECORD: Tennessee leads 75-45

## AUBURN

JAN. 15 | THE PAVILION |  
 FEB. 23 | AUBURN |

LOCATION: Auburn, Alabama  
 NICKNAME: Tigers  
 CONFERENCE: Southeastern  
 ARENA: Auburn Arena (9,121)  
 HEAD COACH: Bruce Pearl  
 ALMA MATER: Boston College '82  
 RECORD AT AUB: 138-92 (7 seasons)  
 CAREER RECORD: 600-237 (26 seasons)  
 2020-21 RECORD: 13-14 (7-11)  
 STARTERS RETURNING/LOST: 3/2  
 LETTERMEN RETURNING/LOST: 10/6  
 MBB CONTACT:  
 EMAIL:  
 PHONE:  
 WEBSITE: www.AuburnTigers.com  
 SERIES RECORD: Auburn leads 79-62

## KANSAS STATE

JAN. 29 | THE PAVILION |

LOCATION: Manhattan, Kansas  
 NICKNAME: Wildcats  
 CONFERENCE: Big 12  
 ARENA: Bramlage Coliseum (12,528)  
 HEAD COACH: Bruce Weber  
 ALMA MATER: UW-Milwaukee '78  
 RECORD AT KSU: 170-130 (9 seasons)  
 CAREER RECORD: 483-285 (23 seasons)  
 2020-21 RECORD: 9-20 (4-14)  
 STARTERS RETURNING/LOST: 4/1  
 LETTERMEN RETURNING/LOST: 9/5  
 MBB CONTACT: Tom Gilbert  
 EMAIL: tgilbert@kstatesports.com  
 PHONE: 785-532-7979  
 WEBSITE: www.KStateSports.com  
 SERIES RECORD: Ole Miss leads 3-2

# OPPONENTS

## LSU

FEB. 1 | BATON ROUGE |

LOCATION: Baton Rouge, Louisiana  
NICKNAME: Tigers  
CONFERENCE: Southeastern  
ARENA: Pete Maravich Assembly Center (13,215)  
HEAD COACH: Will Wade  
ALMA MATER: Clemson '05  
RECORD AT LSU: 82-39 (4 seasons)  
CAREER RECORD: 173-84 (8 seasons)  
2020-21 RECORD: 18-9 (11-6)  
STARTERS RETURNING/LOST: 1/4  
LETTERMEN RETURNING/LOST: 6/9  
MBB CONTACT: Kent Lowe  
EMAIL: clowe@lsu.edu  
PHONE (O): 225-578-1864  
WEBSITE: www.LSUSports.net  
SERIES RECORD: LSU leads 126-88

## ALABAMA

FEB. 9 | THE PAVILION |

LOCATION: Tuscaloosa, Alabama  
NICKNAME: Crimson Tide  
CONFERENCE: Southeastern  
ARENA: Coleman Coliseum (14,474)  
HEAD COACH: Nate Oats  
ALMA MATER: Maranatha Baptist '97  
RECORD AT ALA: 42-22 (2 seasons)  
CAREER RECORD: 138-65 (6 seasons)  
2020-21 RECORD: 26-7 (16-2)  
STARTERS RETURNING/LOST: 1/4  
LETTERMEN RETURNING/LOST: 12/6  
MBB CONTACT: Aaron Jordan  
EMAIL: ajordan@ja.ua.edu  
PHONE (O): 205-348-6084  
WEBSITE: www.RollTide.com  
SERIES RECORD: Alabama leads 124-58

## SOUTH CAROLINA

FEB. 15 | THE PAVILION |

LOCATION: Columbia, South Carolina  
NICKNAME: Gamecocks  
CONFERENCE: Southeastern  
ARENA: Colonial Life Arena (18,000)  
HEAD COACH: Frank Martin  
ALMA MATER: Florida International '93  
RECORD AT SC: 153-133 (9 seasons)  
CAREER RECORD: 270-187 (14 seasons)  
2020-21 RECORD: 6-14 (4-11)  
STARTERS RETURNING/LOST: 2/3  
LETTERMEN RETURNING/LOST: 7/9  
MBB CONTACT: Emily Miles  
EMAIL: efeeney@mailbox.sc.edu  
PHONE (C): 803-727-3284  
WEBSITE: www.GamecocksOnline.com  
SERIES RECORD: Ole Miss leads 23-20

## GEORGIA

FEB. 19 | ATHENS |

LOCATION: Athens, Georgia  
NICKNAME: Bulldogs  
CONFERENCE: Southeastern  
ARENA: Stegeman Coliseum (10,523)  
HEAD COACH: Tom Crean  
ALMA MATER: Central Michigan '89  
RECORD AT UGA: 41-49 (3 seasons)  
CAREER RECORD: 397-280 (21 seasons)  
2020-21 RECORD: 14-12 (7-11)  
STARTERS RETURNING/LOST: 1/4  
LETTERMEN RETURNING/LOST: 5/9  
MBB CONTACT: Mike Mobley  
EMAIL: mmobley@sports.uga.edu  
PHONE (O): 706-540-7486  
WEBSITE: www.GeorgiaDogs.com  
SERIES RECORD: Georgia leads 77-44

## KENTUCKY

MAR. 1 | LEXINGTON |

LOCATION: Lexington, Kentucky  
NICKNAME: Wildcats  
CONFERENCE: Southeastern  
ARENA: Rupp Arena (20,500)  
HEAD COACH: John Calipari  
ALMA MATER: Clarion '82  
RECORD AT UK: 339-93 (12 seasons)  
CAREER RECORD: 742-231 (29 seasons)  
2020-21 RECORD: 9-16 (8-9)  
STARTERS RETURNING/LOST: 1/4  
LETTERMEN RETURNING/LOST: 8/7  
MBB CONTACT: Eric Lindsey  
EMAIL: eric.lindsey@uky.edu  
PHONE (O): 859-619-0944  
WEBSITE: www.UKAthletics.com  
SERIES RECORD: Kentucky leads 108-14

## VANDERBILT

MAR. 5 | THE PAVILION |

LOCATION: Nashville, Tennessee  
NICKNAME: Commodores  
CONFERENCE: Southeastern  
ARENA: Memorial Gymnasium (14,316)  
HEAD COACH: Jerry Stackhouse  
ALMA MATER: North Carolina '99  
RECORD AT VU: 20-37 (2 seasons)  
CAREER RECORD: 20-37 (2 seasons)  
2020-21 RECORD: 9-16 (3-13)  
STARTERS RETURNING/LOST: 2/3  
LETTERMEN RETURNING/LOST: 8/9  
MBB CONTACT: Eric Dolan  
EMAIL: eric.j.dolan@vanderbilt.edu  
PHONE: 585-260-8322  
WEBSITE: www.VUCommodores.com  
SERIES RECORD: Vanderbilt leads 77-48

NOTE: Ole Miss wins listed in bold



### OLE MISS LEADS 4-1

In Oxford: Ole Miss leads 2-0  
In New Orleans: Ole Miss leads 2-1

	OM	NO		
12/7/83	New Orleans	73	87	A L
12/15/84	New Orleans	55	51	H W
12/29/87	New Orleans	83	74	A W
11/30/06	New Orleans	78	65	H W
12/6/08	New Orleans	85	77	A W



### CHARLESTON SOUTHERN LEADS 1-0

In Oxford: Charleston Southern leads 1-0

	OM	CSU		
11/14/14	Charleston S.	65	66	H L



### MARQUETTE LEADS 1-0

Neutral: Marquette leads 1-0

	OM	MU		
11/20/11	Marquette	66	96	N L



### OLE MISS LEADS 6-0

In Oxford: Ole Miss leads 6-0

	OM	MVSU		
11/10/06	Miss Vall St	72	49	H W
11/10/07	Miss Vall St	97	63	H W
12/13/10	Miss Vall St	101	69	H W
12/10/11	Miss Vall St	80	56	H W
11/9/12	Miss Vall St	93	57	H W
11/22/13	Miss Vall St	111	82	H W



### MEMPHIS LEADS 23-8

In Oxford: Memphis leads 6-4  
In Memphis: Memphis leads 16-3  
Neutral: Series tied 1-1  
Overtime: Memphis leads 1-0

	OM	MEM		
1/25/58	Memphis	62	85	A L
1/24/59	Memphis	63	65	A L
1/23/60	Memphis	57	96	A L
1/28/61	Memphis	61	88	A L
12/22/62	Memphis	62	70	A L
12/7/63	Memphis	57	79	H L
12/21/63	Memphis	78	98	A L
12/10/71	Memphis	71	74	N L
12/21/76	Memphis	83	88	A L
12/20/77	Memphis	67	70	A L
12/26/78	Memphis	92	89	N W
12/22/79	Memphis	75	80	A L
12/30/80	Memphis	64	69	H L
12/29/81	Memphis	55	61	A L
12/29/82	Memphis	58	63	H L
12/13/83	Memphis	55	73	A L
12/11/84	Memphis	52	57	H L
12/17/85	Memphis	56	73	A L
12/12/98	Memphis (OT)	72	78	A L
12/11/99	Memphis	74	64	H W
12/9/00	Memphis	64	56	A W
12/7/01	Memphis	71	67	H W
12/19/02	Memphis	51	58	A L
12/6/03	Memphis	62	73	H L
12/11/04	Memphis	65	53	A W
12/17/05	Memphis	49	72	H L
12/9/06	Memphis	70	82	A L
3/19/10	Memphis	90	81	H W
12/18/15	Memphis	85	79	A W
12/3/16	Memphis	85	77	H W
11/23/19	Memphis	86	87	A L



### SERIES TIED 1-1

In Oxford: Western Kentucky leads 1-0  
In Bowling Green: Ole Miss leads 1-0

	OM	WKU		
12/30/13	Western Kentucky	79	74	A W
12/13/14	Western Kentucky	74	81	H L



### SERIES TIED 6-6

In Oxford: Ole Miss leads 3-2  
In Murfreesboro: Middle Tennessee leads 2-1  
Neutral: Tied 2-2

	OM	MT		
12/29/60	MTSU	64	62	N W
1/26/63	MTSU	77	68	H W
11/30/63	MTSU	68	79	N L
12/12/77	MTSU	68	79	H L
12/21/11	MTSU	58	68	N L
12/08/12	MTSU	62	65	A L
12/14/13	MTSU	72	63	H W
11/30/16	MTSU	62	77	H L
12/9/17	MTSU	58	77	A L
12/21/18	MTSU	74	56	N W
12/14/19	MTSU	83	67	H W
12/16/20	MTSU	70	51	A W



### DAYTON LEADS 7-0

In Oxford: Dayton leads 2-0  
In Dayton: Dayton leads 3-0  
Neutral: Dayton leads 2-0

	OM	UD		
12/20/80	Dayton	70	72	N L
3/30/10	Dayton (NIT)	63	68	N L
11/20/10	Dayton (OT)	71	78	H L
12/30/11	Dayton	50	62	A L
1/4/14	Dayton	80	83	H L
12/30/14	Dayton	74	78	A L
12/19/20	Dayton	62	65	A L



### OLE MISS LEADS 3-0

In Oxford: Ole Miss leads 2-0  
In Birmingham: Ole Miss leads 1-0

	OM	SAM		
12/5/77	Samford	81	68	A W
12/8/84	Samford	80	66	H W
12/31/02	Samford	57	49	H W



### FLORIDA LEADS 68-47

In Oxford: Ole Miss leads 30-23  
In Gainesville: Florida leads 41-12  
Neutral: Tied 4-4  
Postseason: Florida leads 4-3  
In OT: Florida leads 5-1

	OM	UF		
12/18/40	Florida	27	35	H L
2/13/42	Florida	35	46	A L
12/16/42	Florida	35	32	H W
12/17/42	Florida	51	44	H W
2/19/49	Florida	61	63	H L
1/9/50	Florida	54	46	A W
1/10/51	Florida	56	69	A L
2/2/52	Florida	58	45	H W
2/28/53	Florida	64	61	A W
2/22/54	Florida	86	66	H W
2/21/55	Florida	72	78	A L
2/20/56	Florida	90	77	H W
2/18/57	Florida	81	92	A L
2/17/58	Florida	67	65	H W
12/29/58	Florida	71	47	N W
2/16/59	Florida (OT)	97	102	A L
2/13/60	Florida	90	81	H W
2/20/61	Florida (OT)	77	81	A L
2/19/62	Florida	62	63	H L
2/18/63	Florida	72	63	A W
2/17/64	Florida	97	91	H W
1/16/65	Florida	39	60	H L
2/15/65	Florida	53	85	A L
1/15/66	Florida	49	79	A L
1/29/66	Florida	61	96	H L
12/31/66	Florida	64	79	A L
1/9/67	Florida	63	78	H L
1/3/68	Florida	68	70	H L
1/8/68	Florida	75	94	A L
1/27/69	Florida	66	88	A L
2/24/69	Florida	79	77	H W
1/12/70	Florida	79	77	H W
2/23/70	Florida	62	63	A L
1/25/71	Florida	86	106	A L
2/22/71	Florida	68	85	H L
1/31/71	Florida	86	72	H W
2/28/72	Florida	87	74	A W
1/29/73	Florida	59	65	A L
2/26/73	Florida	97	80	H W
1/21/74	Florida	83	73	H W
2/23/74	Florida	61	77	A L
1/20/75	Florida	80	85	A L
2/22/75	Florida	101	92	H W
1/3/76	Florida	58	70	H L
3/6/76	Florida	94	83	A W
1/29/77	Florida	90	83	H W
2/26/77	Florida	78	84	A L
1/23/78	Florida	56	61	H L
2/20/78	Florida	63	80	A L
1/15/79	Florida	58	47	H W
2/12/79	Florida	67	65	A W
1/12/80	Florida	85	65	H W
2/9/80	Florida	57	54	A W
1/17/81	Florida	71	74	A L
2/14/81	Florida	66	52	H W
1/16/82	Florida	69	67	H W









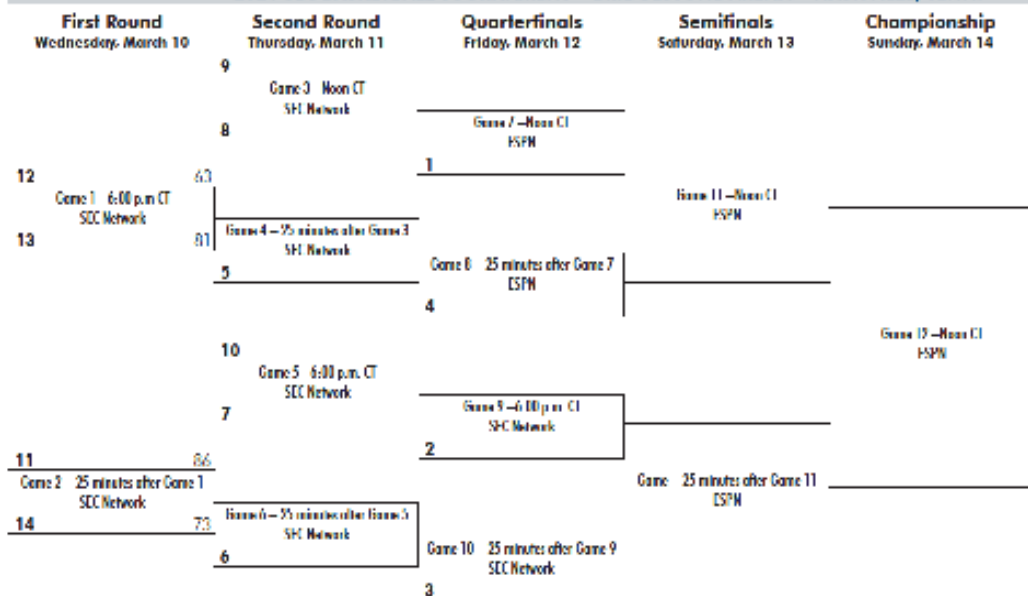






# SEC TOURNAMENT

### 2021 SEC BASKETBALL TOURNAMENT • BRIDGESTONE ARENA • NASHVILLE, TENN.



## OLE MISS ALL-TIME SEC TOURNAMENT RESULTS

1933	Atlanta, Ga.
First Round	Kentucky 49-Ole Miss 31
1937	Knoxville, Tenn.
First Round	Alabama 35-Ole Miss 34
1938	Baton Rouge, La.
Second Round	Ole Miss 45-Tennessee 40
Semifinals	Ole Miss 68-LSU 40
Finals	Georgia Tech 58-Ole Miss 47
1939	Knoxville, Tenn.
First Round	Ole Miss 42-Georgia Tech 38
Second Round	Kentucky 49-Ole Miss 30
1940	Knoxville, Tenn.
Second Round	Georgia 45-Ole Miss 28
1941	Louisville, Ky.
First Round	Kentucky 62-Ole Miss 52
1942	Louisville, Ky.
Second Round	Kentucky 59-Ole Miss 32
1943	Louisville, Ky.
First Round	Georgia 36-Ole Miss 27
1945	Louisville, Ky.
First Round	Tennessee 59-Ole Miss 37
1946	Louisville, Ky.
Second Round	LSU 69-Ole Miss 34
1947	Louisville, Ky.
First Round	LSU 61-Ole Miss 36
1948	Louisville, Ky.
Second Round	Tennessee 81-Ole Miss 62
1949	Louisville, Ky.
Second Round	Tennessee 74-Ole Miss 49
1950	Louisville, Ky.
First Round	Georgia 59-Ole Miss 58
1951	Louisville, Ky.
First Round	Ole Miss 44-Alabama 42
Second Round	LSU 62-Ole Miss 57
1952	Louisville, Ky.
Second Round	LSU 75-Ole Miss 60
1979	Birmingham, Ala.
First Round	Kentucky 82-Ole Miss 77
1980	Birmingham, Ala.
Second Round	Ole Miss 76-Tennessee 74
Semifinals	Kentucky 70-Ole Miss 67
1981	Birmingham, Ala.
Second Round	Ole Miss 81-Tennessee 72
Semifinals	Ole Miss 71-Vanderbilt 51
Finals	Ole Miss 66, Georgia 62 (SEC Tournament Champion)
1982	Lexington, Ky.
Second Round	Ole Miss 59-LSU 52
Semifinals	Kentucky 62-Ole Miss 58

1983	Birmingham, Ala.
Second Round	Georgia 69-Ole Miss 55
1984	Nashville, Tenn.
First Round	Vanderbilt 77-Ole Miss 57
1985	Birmingham, Ala.
First Round	Auburn 68-Ole Miss 60
1986	Lexington, Ky.
First Round	Ole Miss 73-Tennessee 56
Second Round	Kentucky 95-Ole Miss 69
1987	Atlanta, Ga.
Second Round	Georgia 65-Ole Miss 63
1988	Baton Rouge, La.
First Round	Ole Miss 64-Alabama 59 ot
Second Round	Kentucky 82-Ole Miss 64
1989	Knoxville, Tenn.
First Round	Ole Miss 80-Auburn 68
Second Round	Alabama 64-Ole Miss 56
1990	Orlando, Fla.
Second Round	Ole Miss 87-Tennessee 86
Semifinals	Ole Miss 65-Vanderbilt 62
Finals	Alabama 70-Ole Miss 51
1991	Nashville, Tenn.
First Round	Tennessee 94-Ole Miss 85
1992	Birmingham, Ala.
First Round	Georgia 85-Ole Miss 66
1993	Lexington, Ky.
First Round	Ole Miss 67-Florida 62
Second Round	LSU 89-Ole Miss 70
1994	Memphis, Tenn.
First Round	South Carolina 80-Ole Miss 57
1995	Atlanta, Ga.
First Round	Florida 63-Ole Miss 59
1996	New Orleans, La.
First Round	Florida 75-Ole Miss 62
1997	Memphis, Tenn.
Second Round	Ole Miss 64-Vanderbilt 62
Semifinals	Kentucky 88-Ole Miss 70
1998	Atlanta, Ga.
Second Round	Ole Miss 72-Georgia 67
Semifinals	South Carolina 87-Ole Miss 77
2000	Atlanta, Ga.
First Round	Florida 89-Ole Miss 67
2001	Nashville, Tenn.
Second Round	Ole Miss 86-Tennessee 73
Semifinals	Ole Miss 74-Florida 69
Finals	Kentucky 77-Ole Miss 55
2002	Atlanta, Ga.
First Round	South Carolina 69-Ole Miss 67

2003	New Orleans, La.
First Round	Ole Miss 62-South Carolina 56
Second Round	Mississippi State 73-Ole Miss 64
2004	Atlanta, Ga.
First Round	Vanderbilt 70-Ole Miss 50
2005	Atlanta, Ga.
First Round	Ole Miss 53-South Carolina 52
Second Round	Alabama 69-Ole Miss 52
2006	Nashville, Tenn.
First Round	Kentucky 71-Ole Miss 57
2007	Atlanta, Ga.
Second Round	Ole Miss 80-LSU 60
Semifinals	Florida 80-Ole Miss 59
2008	Atlanta, Ga.
First Round	Georgia 97-Ole Miss 95 ot
2009	Tampa, Fla.
First Round	Kentucky 71-Ole Miss 58
2010	Nashville, Tenn.
Second Round	Tennessee 76-Ole Miss 65
2011	Atlanta, Ga.
First Round	Ole Miss 66-South Carolina 55
Second Round	Kentucky 75-Ole Miss 66
2012	New Orleans, La.
First Round	Ole Miss 68-Auburn 54
Second Round	Ole Miss 78-Tennessee 72 (ot)
Semifinals	Vanderbilt 65-Ole Miss 53
2013	Nashville, Tenn.
Second Round	Ole Miss 64-Missouri 62
Semifinals	Ole Miss 64-Vanderbilt 52
Finals	Ole Miss 66-Florida 63
2014	Atlanta, Ga.
First Round	Ole Miss 78-Mississippi State 66
Second Round	Georgia 75-Ole Miss 73
2015	Nashville, Tenn.
First Round	South Carolina 60-Ole Miss 58
2016	Nashville, Tenn.
First Round	Alabama 81-Ole Miss 73
2017	Nashville, Tenn.
First Round	Ole Miss 86-Missouri 74
Second Round	Arkansas 73-Ole Miss 72
2018	Saint Louis, Mo.
First Round	South Carolina 85-Ole Miss 84
2019	Nashville, Tenn.
Second Round	Alabama 62-Ole Miss 57
2020	Nashville, Tenn.
First Round	Georgia 81-Ole Miss 633
2021	Nashville, Tenn.
First Round	Ole Miss 76-South Carolina 59
Second Round	LSU 76--Ole Miss 73

Overall Record: 32-55 (58 Tournaments)

# NCAA TOURNAMENT



## OLE MISS ALL-TIME POSTSEASON RESULTS

### NCAA Tournament (5-9 Record / 9 Appearances)

1981	Kansas (Midwest Region, Wichita, Kan.)	66-69, L
1997	Temple (Midwest Region, Kansas City, Mo.)	40-62, L
1998	Valparaiso (Midwest Region, Oklahoma City, Okla.)	69-70, L
1999	Villanova (Midwest Region, Milwaukee, Wis.)	72-70, W
	Michigan State (Midwest Region, Milwaukee, Wis.)	66-74, L
2001	Iona (Midwest Region, Kansas City, Mo.)	72-70, W
	Notre Dame (Midwest Region, Kansas City, Mo.)	59-56, W
	Arizona (Midwest Region, San Antonio, Texas)	56-66, L
2002	UCLA (West Region, Pittsburgh, Pa.)	58-80, L
2013	Wisconsin (West Region, Kansas City, Mo.)	57-46, W
	La Salle (West Region, Kansas City, Mo.)	74-76, L
2015	BYU (West Region, Dayton, Ohio)	94-90, W
	Xavier (West Region, Jacksonville, Fla.)	57-76, L
2019	Oklahoma (Columbia, S.C.)	72-95, L

### National Invitation Tournament (15-13 Record / 13 Appearances)

1980	Grambling (Oxford, Miss.)	76-74, W
	Minnesota (Minneapolis, Minn.)	56-58, L
1982	Clemson (Clemson, S.C.)	53-49, W
	Virginia Tech (Oxford, Miss.)	59-61, L
1983	Alabama State (Oxford, Miss.)	87-75, W
	South Florida (Oxford, Miss.)	65-57, W
	DePaul (Chicago, Ill.)	67-75, L
1987	Southern Mississippi (Hattiesburg, Miss.)	75-93, L
1989	St. John's (Jamaica, N.Y.)	67-70, L
2000	UNC Charlotte (Oxford, Miss.)	62-45, W
	Southwest Missouri State (Oxford, Miss.)	70-48, W
	N.C. State (Raleigh, N.C.)	54-77, L
2007	Appalachian State (Oxford, Miss.)	73-59, W
	Clemson (Clemson, S.C.)	68-89, L
2008	UC Santa Barbara (Oxford, Miss.)	83-68, W
	Nebraska (Oxford, Miss.)	85-75, W (OT)
	Virginia Tech (Blacksburg, Va.)	81-72, W
	Ohio State (New York, N.Y.)	69-81, L
2010	Troy (Oxford, Miss.)	84-65, W
	Memphis (Oxford, Miss.)	90-81, W
	Texas Tech (Oxford, Miss.)	90-87, W (2OT)
	Dayton (New York, N.Y.)	63-68, L
2011	California (Berkeley, Calif.)	74-77, L
2012	Illinois State (Oxford, Miss.)	93-96, L (OT)
2017	Monmouth (West Long Branch, N.J.)	91-83, W
	Syracuse (Syracuse, N.Y.)	85-80, W
	Georgia Tech (Oxford, Miss.)	66-74, L
2021	Louisiana Tech (Frisco, Texas)	61-70, L



## 2020-21 RESULTS

## Game Records

Record	Overall	Home	Away	Neutral
ALL GAMES	16-12	10-4	5-6	1-2
CONFERENCE	10-8	6-3	4-5	0-0
NON-CONFERENCE	6-4	4-1	1-1	1-2

## Team Results

Date	Opponent		Score	Att.	High Points	High Rebounds
12/10/2020	Jackson St.	W	80-45	1804	(23) SHULER, Devontae	(6) WHITE, Romello
12/12/2020	UNCW	W	78-58	895	(20) WHITE, Romello	(12) RODRIGUEZ, Luis
12/14/2020	Central Ark.	W	68-54	895	(20) SHULER, Devontae	(9) WHITE, Romello
12/16/2020	at Middle Tenn.	W	70-51	100	(16) WHITE, Romello	(7) BUFFEN, KJ
12/19/2020	at Dayton	L	62-65	0	(12) SHULER, Devontae	(14) RODRIGUEZ, Luis
					(12) BUFFEN, KJ	
12/22/2020	UT Martin	W	90-43	875	(16) JOINER, Jarkel	(9) RODRIGUEZ, Luis
					(16) BUFFEN, KJ	
12/29/2020	at Alabama	L	64-82	2055	(20) WHITE, Romello	(11) WHITE, Romello
01/02/2021	Wichita St.	L	79-83	860	(20) SHULER, Devontae	(7) WHITE, Romello
01/06/2021	Auburn	W	72-61	853	(13) SY, Khadim	(10) CROWLEY, Austin
01/09/2021	LSU	L	61-75	895	(10) CROWLEY, Austin	(5) RODRIGUEZ, Luis
01/12/2021	at Florida	L	63-72	2254	(19) SHULER, Devontae	(5) BUFFEN, KJ
01/16/2021	Georgia	L	74-78	870	(24) SHULER, Devontae	(6) BUFFEN, KJ
01/19/2021	at Mississippi St.	W	64-46	1000	(22) SHULER, Devontae	(8) RODRIGUEZ, Luis
01/23/2021	Texas A&M	W	61-50	895	(21) JOINER, Jarkel	(7) JOINER, Jarkel
01/27/2021	at Arkansas	L	59-74	4400	(19) SHULER, Devontae	(8) WHITE, Romello
01/30/2021	at Georgia	L	61-71	1638	(14) JOINER, Jarkel	(6) ALLEN, Robert
02/02/2021	Tennessee	W	52-50	895	(15) SHULER, Devontae	(7) SHULER, Devontae
02/06/2021	at Auburn	Wot	86-84	1824	(30) WHITE, Romello	(10) WHITE, Romello
02/10/2021	Missouri	W	80-59	895	(21) JOINER, Jarkel	(6) BUFFEN, KJ
						(6) RODRIGUEZ, Luis
						(6) ALLEN, Robert
02/13/2021	at South Carolina	W	81-74	3250	(31) SHULER, Devontae	(7) SHULER, Devontae
02/20/2021	Mississippi St.	L	56-66	895	(13) BUFFEN, KJ	(6) BUFFEN, KJ
02/23/2021	at Missouri	W	60-53	2995	(14) SHULER, Devontae	(9) WHITE, Romello
02/27/2021	at Vanderbilt	L	70-75	253	(25) SHULER, Devontae	(8) WHITE, Romello
03/02/2021	Kentucky	W	70-62	895	(17) SHULER, Devontae	(10) WHITE, Romello
						(10) BUFFEN, KJ
03/06/2021	Vanderbilt	W	56-46	2017	(15) JOINER, Jarkel	(8) RODRIGUEZ, Luis
03/11/2021	vs South Carolina	W	76-59	1809	(18) JOINER, Jarkel	(9) BUFFEN, KJ
03/12/2021	vs LSU	L	73-76	2155	(26) JOINER, Jarkel	(13) WHITE, Romello
03/19/2021	vs Louisiana Tech	L	61-70	543	(22) JOINER, Jarkel	(10) RODRIGUEZ, Luis

## Attendance Summary

	Games	Attend	Avg/Game
Home	14	14439	1031
Away	11	19769	1797
Neutral	3	4507	1502



## GAME-BY-GAME TEAM STATISTICS

OPPONENT	1H-2H-F	FG-FGA	PCT	3P-3PA	PCT	FT-FTA	PCT	OF-DF-TotRb	A	TO	BLK	STL
Jackson State	12-33-45	15-50	30.0	2-10	20.0	13-18	72.2	16-25-41	4	26	3	8
OLE MISS	41-39-80	29-61	47.5	8-21	38.1	14-19	73.7	11-24-35	21	12	5	9
UNCW	18-40-58	21-51	41.2	9-21	42.9	7-13	53.8	8-18-26	13	19	1	8
OLE MISS	38-40-78	30-58	51.7	4-15	26.7	14-21	66.7	15-25-40	17	15	5	8
Central Arkansas	23-31-54	17-48	35.4	4-16	25.0	16-21	76.2	7-32-39	11	22	0	3
OLE MISS	35-33-68	22-65	33.8	4-25	16.0	20-26	76.9	16-27-43	14	10	6	8
OLE MISS	32-38-70	28-51	54.9	2-14	14.3	12-19	63.2	4-31-35	7	17	2	11
Middle Tennessee	22-29-51	17-57	29.8	5-22	22.7	12-15	80.0	11-25-46	4	19	2	5
OLE MISS	31-31-62	24-59	40.7	7-21	33.3	7-12	58.3	15-26-41	9	17	4	4
Dayton	24-41-65	23-45	51.1	8-15	53.3	11-18	61.1	2-22-24	11	17	2	8
UT Martin	19-24-43	17-56	30.4	6-20	30.0	3-6	50.0	7-14-21	10	20	3	7
OLE MISS	47-43-90	35-59	59.3	9-22	40.9	11-16	68.8	12-33-45	25	16	5	7
OLE MISS	34-30-64	22-65	33.8	1-13	7.7	19-35	54.3	19-28-47	3	17	3	7
Alabama	43-39-82	28-65	43.1	12-37	32.4	14-24	58.3	14-32-46	15	15	5	6
Wichita State	39-44-83	26-50	52.0	9-20	45.0	22-26	84.6	9-27-36	14	16	1	2
OLE MISS	41-38-79	28-66	42.4	9-26	34.6	14-20	70.0	15-18-33	17	9	1	9
Auburn	29-32-61	22-61	36.1	10-33	33.3	7-9	77.9	13-24-37	13	16	2	7
OLE MISS	43-29-72	27-59	45.8	7-23	30.4	11-13	84.6	8-27-35	17	11	5	11
LSU	39-36-75	27-56	48.2	8-21	38.1	13-16	81.3	10-25-35	15	16	3	11
OLE MISS	21-40-61	17-48	35.4	8-26	30.8	19-28	67.9	11-21-32	11	20	4	11
OLE MISS	31-32-63	23-60	38.3	6-14	42.9	11-15	73.3	10-21-31	8	8	3	4
Florida	33-39-72	22-51	43.1	6-14	42.9	22-26	84.6	10-29-39	9	10	10	6
Georgia	29-49-78	27-46	58.7	9-15	60.0	15-17	88.2	3-21-24	18	16	1	7
OLE MISS	28-46-74	31-61	50.8	7-22	31.8	5-15	33.3	16-17-33	19	15	1	6
OLE MISS	29-35-64	26-57	45.6	5-18	27.8	7-8	87.5	9-28-37	10	10	5	10
Mississippi St.	21-25-46	18-52	34.6	4-14	28.6	6-10	60.0	8-23-31	12	12	5	6
Texas A&M	28-22-50	20-51	39.2	5-21	23.8	5-8	62.5	8-23-31	14	18	3	5
OLE MISS	31-30-61	19-43	44.2	5-17	29.4	18-29	62.1	8-24-32	12	15	5	10
OLE MISS	25-34-59	25-57	43.9	1-16	6.3	8-12	66.7	8-21-29	9	9	6	8
Arkansas	37-37-74	26-54	48.1	7-17	41.2	15-21	71.4	11-26-37	12	12	6	6
OLE MISS	34-27-61	23-64	35.9	2-13	15.4	13-19	68.4	23-17-40	6	16	4	12
Georgia	37-34-71	26-47	55.3	9-18	50.0	10-20	50.0	10-20-30	16	19	3	6
#10 Tennessee	28-22-50	16-45	35.6	8-19	42.1	10-16	62.5	5-25-30	14	16	4	6
OLE MISS	23-29-52	20-51	39.2	3-12	25.0	9-14	64.3	10-27-37	7	17	2	8
OLE MISS	34-38-14-86	33-66	50.0	6-19	31.6	14-17	82.4	12-23-35	13	14	5	9

## GAME-BY-GAME TEAM STATISTICS

OPPONENT	1H-2H-F	FG-FGA	PCT	3P-3PA	PCT	FT-FTA	PCT	OF-DF-TotRb	A	TO	BLK	STL
#10 Missouri	37-22-59	23-47	48.9	8-19	42.1	5-15	33.3	5-14-19	15	12	2	6
OLE MISS	42-38-80	29-51	56.9	8-20	40.0	14-17	82.4	9-25-34	21	12	3	9
OLE MISS	36-45-81	22-44	50.0	3-10	30.0	34-44	77.3	7-23-30	11	20	3	11
South Carolina	28-46-74	23-57	40.4	6-18	33.3	22-29	75.9	11-20-31	12	19	3	14
Mississippi State	31-35-66	25-49	51.0	2-9	22.2	14-18	77.8	9-23-32	15	14	2	8
OLE MISS	25-31-56	21-55	38.2	5-19	26.3	9-11	81.8	12-18-30	10	14	5	4
OLE MISS	33-27-60	21-55	38.2	3-11	27.3	15-19	78.9	15-26-41	8	13	1	5
#24 Missouri	24-29-53	20-57	35.1	7-23	30.4	6-11	54.5	13-19-32	14	13	6	7
OLE MISS	32-38-70	25-57	43.9	4-13	30.8	16-26	61.5	13-20-33	8	9	4	5
Vanderbilt	34-41-75	26-49	53.1	11-23	47.8	12-18	66.7	6-24-30	16	12	4	5
Kentucky	29-33-62	21-56	37.5	5-20	25.0	15-25	60.0	10-18-28	16	7	4	5
OLE MISS	32-38-70	23-50	46.0	8-13	61.5	16-19	84.2	11-31-42	15	17	4	4
Vanderbilt	22-24-46	15-41	36.6	6-22	27.3	10-15	66.7	4-20-24	11	16	1	8
OLE MISS	34-22-56	21-49	42.9	5-14	35.7	9-14	64.3	10-24-34	11	16	3	8
South Carolina	26-33-59	21-59	35.6	2-11	18.2	15-22	68.2	12-20-31	10	9	3	4
OLE MISS	41-35-76	28-58	48.3	5-15	33.3	15-19	78.9	11-30-41	14	11	7	5
OLE MISS	27-46-73	26-64	40.6	6-19	31.6	15-20	75.0	18-24-42	8	11	6	4
LSU	29-47-76	29-65	44.6	7-20	35.0	11-16	68.8	13-24-37	14	6	2	8
Louisiana Tech	27-43-70	22-54	40.7	4-17	23.5	22-29	75.9	9-23-32	13	10	4	15
OLE MISS	37-24-61	22-54	40.7	5-15	33.3	12-16	75.0	11-26-37	11	21	2	4

GAME 1: OLE MISS 80, JACKSON STATE 45



Official Basketball Box Score - Final
Jackson St. at Ole Miss
12/10/20 The Pavilion at Ole Miss, Oxford
2020-21 Men's Basketball

Game Time: 7:00 PM
Game Duration: 1:48
Attendance: 1,804

Record: 0-2

Box score table for Game 1, Jackson St. vs Ole Miss. Columns include NO. Name, Min, FG, 3P, FT, Rebounds, Fouls, TP, AS, TO, ST, Blocks, +/-, Shooting By Period (1st FG%, 3PT%, FT%, 2nd FG%, 3PT%, FT%, GM FG%, FT%), and Team.

Record: 1-0

Box score table for Game 1, Ole Miss vs Jackson St. Columns include NO. Name, Min, FG, 3P, FT, Rebounds, Fouls, TP, AS, TO, ST, Blocks, +/-, Shooting By Period (1st FG%, 3PT%, FT%, 2nd FG%, 3PT%, FT%, GM FG%, FT%), and Team.

Summary statistics for Game 1, including Biggest lead, Best Scoring Run, Lead Changes, Times Tied, Time with Lead, Points from Turnovers, Paint, Second Chance, Fast Breaks, Bench, and Period by Period Scoring.

GAME 2: OLE MISS 78, UNCW 58



Official Basketball Box Score - Final
UNCW at Ole Miss
12/11/20 The Pavilion at Ole Miss, Oxford, Miss.
2020-21 Ole Miss Men's Basketball

Game Time: 4:00 PM
Game Duration: 1:56
Attendance: 895

Record: 3-3

Box score table for Game 2, UNCW vs Ole Miss. Columns include NO. Name, Min, FG, 3P, FT, Rebounds, Fouls, TP, AS, TO, ST, Blocks, +/-, Shooting By Period (1st FG%, 3PT%, FT%, 2nd FG%, 3PT%, FT%, GM FG%, FT%), and Team.

Record: 2-0

Box score table for Game 2, Ole Miss vs UNCW. Columns include NO. Name, Min, FG, 3P, FT, Rebounds, Fouls, TP, AS, TO, ST, Blocks, +/-, Shooting By Period (1st FG%, 3PT%, FT%, 2nd FG%, 3PT%, FT%, GM FG%, FT%), and Team.

Summary statistics for Game 2, including Biggest lead, Best Scoring Run, Lead Changes, Times Tied, Time with Lead, Points from Turnovers, Paint, Second Chance, Fast Breaks, Bench, and Period by Period Scoring.

GAME 3: OLE MISS 68, CENTRAL ARKANSAS 54



Official Basketball Box Score - Final
Central Ark. at Ole Miss
12/14/20 The Pavilion at Ole Miss, Oxford
2020-21 Men's Basketball

Game Time: 7:00 PM
Game Duration: 1:59
Attendance: 866

Record: 0-5

Box score table for Game 3, Central Ark. vs Ole Miss. Columns include NO. Name, Min, FG, 3P, FT, Rebounds, Fouls, TP, AS, TO, ST, Blocks, +/-, Shooting By Period (1st FG%, 3PT%, FT%, 2nd FG%, 3PT%, FT%, GM FG%, FT%), and Team.

Record: 3-0

Box score table for Game 3, Ole Miss vs Central Ark. Columns include NO. Name, Min, FG, 3P, FT, Rebounds, Fouls, TP, AS, TO, ST, Blocks, +/-, Shooting By Period (1st FG%, 3PT%, FT%, 2nd FG%, 3PT%, FT%, GM FG%, FT%), and Team.

Summary statistics for Game 3, including Biggest lead, Best Scoring Run, Lead Changes, Times Tied, Time with Lead, Points from Turnovers, Paint, Second Chance, Fast Breaks, Bench, and Period by Period Scoring.

GAME 4: OLE MISS 70, MIDDLE TENNESSEE 51



Official Basketball Box Score - Final
Ole Miss at Middle Tenn.
12/16/20 Murphy Center, Murfreesboro
2020-21 Men's Basketball

Game Time: 7:00 PM
Game Duration: 1:54
Attendance: 100

Record: 4-0

Box score table for Game 4, Ole Miss vs Middle Tenn. Columns include NO. Name, Min, FG, 3P, FT, Rebounds, Fouls, TP, AS, TO, ST, Blocks, +/-, Shooting By Period (1st FG%, 3PT%, FT%, 2nd FG%, 3PT%, FT%, GM FG%, FT%), and Team.

Record: 2-4

Box score table for Game 4, Middle Tenn. vs Ole Miss. Columns include NO. Name, Min, FG, 3P, FT, Rebounds, Fouls, TP, AS, TO, ST, Blocks, +/-, Shooting By Period (1st FG%, 3PT%, FT%, 2nd FG%, 3PT%, FT%, GM FG%, FT%), and Team.

Summary statistics for Game 4, including Biggest lead, Best Scoring Run, Lead Changes, Times Tied, Time with Lead, Points from Turnovers, Paint, Second Chance, Fast Breaks, Bench, and Period by Period Scoring.















### SOUTHEASTERN CONFERENCE REVIEW

#### 2020-21 SEC FINAL STANDINGS

	SEC	Pct.	Home	Away	All	Pct.	Home	Away	Neutral	Postseason
Alabama <sup>^</sup> %	16-2	.889	9-0	7-2	26-7	.788	12-1	7-3	7-3	NCAA
Arkansas	13-4	.765	8-1	5-3	25-7	.781	16-1	5-4	4-2	NCAA
LSU	11-6	.647	7-1	4-5	19-10	.655	11-2	4-6	4-2	NCAA
Tennessee	10-7	.588	6-3	4-4	18-9	.667	13-3	4-4	1-2	NCAA
Florida	9-7	.563	5-3	4-4	15-10	.600	6-3	5-5	4-2	NCAA
Ole Miss	10-8	.556	6-3	4-5	16-12	.571	10-4	5-6	1-2	NIT
Missouri	8-8	.500	3-4	5-4	16-10	.615	8-4	6-4	2-2	NCAA
Kentucky	8-9	.471	4-4	4-5	9-16	.360	5-6	4-6	0-4	
Mississippi State	8-10	.444	3-6	5-4	18-15	.546	9-6	5-4	4-5	NIT
Georgia	7-11	.389	5-5	2-6	14-12	.539	12-5	2-6	0-1	
Auburn*	7-11	.389	4-5	3-6	13-14	.482	8-5	3-8	2-1	
South Carolina	4-12	.250	2-6	2-6	6-15	.286	3-6	2-7	1-2	
Texas A&M	2-8	.200	1-4	1-4	8-10	.444	6-4	2-4	0-2	
Vanderbilt	3-13	.188	2-6	1-7	9-16	.360	6-7	2-8	1-1	

<sup>^</sup> - SEC Champion; % - SEC Tournament Champion

\* - Could not compete in SEC Tournament

### SEC TOURNAMENT

#### Bridgestone Arena Nashville, Tenn.

First Round • March 10

(12) Vanderbilt 79, (13) Texas A&M 68

Second Round • March 11

(9) Mississippi State 74, (8) Kentucky 73

(5) Florida 69, (12) Vanderbilt 63

(7) Missouri 73, (10) Georgia 70

(6) Ole Miss 76, (11) South Carolina 59

Quarterfinals • March 11

(1) Alabama 85, (9) Mississippi State 48

(4) Tennessee 78, (5) Florida 66

(2) Arkansas 70, (7) Missouri 64

(3) LSU 76, (6) Ole Miss 73

Semifinals • March 12

(1) Alabama 73, (4) Tennessee 68

(3) LSU 78, (2) Arkansas 71

Finals • March 13

(1) Alabama 80, (3) LSU 79

### COACHES

#### FIRST TEAM ALL-SEC

Herbert Jones, Alabama

John Petty Jr., Alabama

Moses Moody, Arkansas

Tre Mann, Florida

Cameron Thomas, LSU

#### Devontae Shuler, Ole Miss

Dru Smith, Missouri

Scotty Pippen Jr., Vanderbilt

#### SECOND TEAM ALL-SEC

Jaden Shackelford, Alabama

Colin Castleton, Florida

Sahvir Wheeler, Georgia

Javonte Smart, LSU

Trendon Watford, LSU

D.J. Stewart Jr., Mississippi State

Jeremiah Tilmon, Missouri

AJ Lawson, South Carolina

#### ALL-FRESHMAN TEAM

Joshua Primo, Alabama

Moses Moody, Arkansas

Sharife Cooper, Auburn

KD Johnson, Georgia

Isaiah Jackson, Kentucky

Cameron Thomas, LSU

Keon Johnson, Tennessee

Jaden Springer, Tennessee

#### ALL-DEFENSIVE TEAM

Herbert Jones, Alabama

Isaiah Jackson, Kentucky

Abdul Ado, Mississippi State

Dru Smith, Missouri

Yves Pons, Tennessee

### ALL-SEC

#### COACH OF THE YEAR:

Nate Oats, Alabama

#### PLAYER OF THE YEAR:

Herbert Jones, Alabama

#### SCHOLAR-ATHLETE OF THE YEAR:

Dylan Disu, Vanderbilt

#### FRESHMAN OF THE YEAR:

Moses Moody, Arkansas

#### SIXTH-MAN OF THE YEAR:

JD Notae, Arkansas

#### DEFENSIVE PLAYER OF THE YEAR:

Herbert Jones, Alabama

#### ASSOCIATED PRESS

##### First Team

Herbert Jones, Alabama

Moses Moody, Arkansas

Scotty Pippen Jr., Vanderbilt

Cameron Thomas, LSU

Trendon Watford, LSU

##### Second Team

Tre Mann, Florida

Sahvir Wheeler, Georgia

John Petty, Alabama

Jeremiah Tilmon, Missouri

Dru Smith, Missouri

Player of the Year: Herbert Jones, Alabama

Coach of the Year: Nate Oats, Alabama

Newcomer of the Year: Moses Moody, Arkansas

## YEAR-BY-YEAR RECORDS

Season	Record	SEC Record	SEC Finish	Head Coach
1908-09	1-4			
1909-10	0-7			
1910-11	9-3			E.R. Hubbard
1911-12	10-2			B.Y. Walton
1912-13	0-7			
1913-14	8-7			
1914-15	0-3			
1915-16	4-7			
1916-17	11-7			
1917-18	NO GAMES SCHEDULED (World War I)			
1918-19	0-3			C.R. Noble
1919-20	9-4			R.L. Sullivan
1920-21	9-7			R.L. Sullivan
1921-22	7-4			R.L. Sullivan
1922-23	8-7#			R.L. Sullivan
1923-24	16-6#			R.L. Sullivan
1924-25	17-8#			R.L. Sullivan
1925-26	16-2#			Homer Hazel
1926-27	13-5#			Homer Hazel
1927-28	10-9#			Homer Hazel
1928-29	9-9#			Homer Hazel
1929-30	6-7#			Homer Hazel
1930-31	6-9#			Ed Walker
1931-32	9-6#			Ed Walker
1932-33	6-12	5-7	8th	Ed Walker
1933-34	7-9	2-8	11th	Ed Walker
1934-35	8-10	5-7	10th	Ed Walker
1935-36	11-9	7-5	8th	George Bohler
1936-37	20-6	7-3	3rd	George Bohler
1937-38	22-12	11-2	2nd	George Bohler
1938-39	10-16	4-10	12th	Frank Johnson
1939-40	9-10	3-8	11th	Charles Jaskwich
1940-41	2-18	2-15	12th	Charles Jaskwich
1941-42	4-15	3-12	12th	Charles Jaskwich
1942-43	8-10	6-8	8th	Edwin Hale
1943-44	NO GAMES SCHEDULED (World War II)			
1944-45	15-8	3-1	3rd	Edwin Hale
1945-46	8-11	2-8	11th	Buster Poole
1946-47	7-14	2-11	11th	Jim Whatley
1947-48	11-12	5-9	10th	Jim Whatley
1948-49	8-13	4-12	11th	Jim Whatley
1949-50	8-17	4-13	12th	B.L. Graham
1950-51	12-12	5-9	10th	B.L. Graham
1951-52	15-11	8-6	5th	B.L. Graham
1952-53	14-11	5-8	7th	B.L. Graham
1953-54	12-12	7-7	6th	B.L. Graham
1954-55	8-15	5-9	9th	B.L. Graham
1955-56	10-13	4-10	10th	B.L. Graham
1956-57	9-12	4-10	10th	B.L. Graham
1957-58	12-12	6-8	8th	B.L. Graham
1958-59	7-17	1-13	12th	B.L. Graham
1959-60	15-9	8-6	4th	B.L. Graham
1960-61	10-14	5-9	9th	B.L. Graham
1961-62	12-13	5-9	9th	B.L. Graham
1962-63	7-17	4-10	10th	Eddie Crawford
1963-64	10-12	7-7	7th	Eddie Crawford
1964-65	4-21	1-15	11th	Eddie Crawford
1965-66	5-18	2-14	10th	Eddie Crawford
1966-67	13-12	7-11	7th	Eddie Crawford
1967-68	7-17	4-14	9th	Eddie Crawford
1968-69	10-14	7-11	7th	Cob Jarvis
1969-70	10-15	6-12	7th	Cob Jarvis
1970-71	11-15	6-12	8th	Cob Jarvis
1971-72	13-12	8-10	6th	Cob Jarvis
1972-73	14-12	8-10	6th	Cob Jarvis
1973-74	15-10	9-9	4th	Cob Jarvis
1974-75	8-18	4-14	9th	Cob Jarvis

Season	Record	SEC Record	SEC Finish	Head Coach
1975-76	6-21	2-16	10th	Cob Jarvis
1976-77	11-16	5-13	9th	Bob Weltlich
1977-78	10-17	5-13	10th	Bob Weltlich
1978-79	11-16	6-12	8th	Bob Weltlich
1979-80	17-13	9-9	5th	Bob Weltlich
1980-81	16-14	8-10	6th	Bob Weltlich
1981-82	18-12	11-7	4th	Bob Weltlich
1982-83	19-12	10-8	2nd	Lee Hunt
1983-84	8-20	3-15	10th	Lee Hunt
1984-85	11-17	5-13	9th	Lee Hunt
1985-86	12-17	4-14	9th	Lee Hunt
1986-87	15-14	8-10	6th	Ed Murphy
1987-88	13-16	6-12	8th	Ed Murphy
1988-89	15-15	8-10	6th	Ed Murphy
1989-90	13-17	8-10	5th	Ed Murphy
1990-91	9-19	3-15	8th	Ed Murphy
1991-92	11-17	4-12	5th-W	Ed Murphy
1992-93	10-18	4-12	6th-W	Rob Evans
1993-94	14-13	7-9	4th-W	Rob Evans
1994-95	8-19	3-13	6th-W	Rob Evans
1995-96	12-15	6-10	5th-W	Rob Evans
1996-97	20-9	11-5	1st-W	Rob Evans
1997-98	22-7	12-4	1st-W	Rob Evans
1998-99	20-13	8-8	3rd-W	Rod Barnes
1999-2000	19-14	5-11	5th-W	Rod Barnes
2000-01	27-8	11-5	1st-W	Rod Barnes
2001-02	20-11	9-7	3rd-W	Rod Barnes
2002-03	14-15	4-12	T5th-W	Rod Barnes
2003-04	13-15	5-11	T4th-W	Rod Barnes
2004-05	14-17	4-12	5th-W	Rod Barnes
2005-06	14-16	4-12	T5th-W	Rod Barnes
2006-07	21-13	8-8	T1st-W	Andy Kennedy
2007-08	24-11	7-9	3rd-W	Andy Kennedy
2008-09	16-15	7-9	T4th-W	Andy Kennedy
2009-10	24-11	9-7	T1st-W	Andy Kennedy
2010-11	20-14	7-9	T3rd-W	Andy Kennedy
2011-12	20-14	8-8	T6th	Andy Kennedy
2012-13	27-9	12-6	T2nd	Andy Kennedy
2013-14	19-14	9-9	T6th	Andy Kennedy
2014-15	21-13	11-7	T3rd	Andy Kennedy
2015-16	20-12	10-8	T6th	Andy Kennedy
2016-17	22-14	10-8	T5th	Andy Kennedy
2017-18	12-20	5-13	14th	Andy Kennedy
2018-19	20-13	10-8	T6th	Kermit Davis
2019-20	15-17	6-12	12th	Kermit Davis
2020-21	16-12	10-8	6th	Kermit Davis

**Totals 1344-1344 538-851 (111 seasons)**

# — Ole Miss competed in the Southern Conference from 1922-1932

W — Southeastern Conference Western Division from 1992-2011

### RECORD BY DECADES

Decade	No. of Years	Record	Pct.
1901-10	2	1-11	.083
1911-20	9	51-43	.543
1921-30	10	111-64	.634
1931-40	10	108-99	.522
1941-50	9	71-118	.376
1951-60	10	114-124	.479
1961-70	10	88-153	.365
1971-80	10	116-150	.436
1981-90	10	140-154	.476
1991-2000	10	145-144	.502
2001-10	10	187-132	.586
2011-20	10	181-123	.595
2021-Present	1	16-12	.571
<b>Totals</b>	<b>111</b>	<b>1344-1344</b>	<b>.500</b>

### SINGLE SEASON TEAM RECORDS

#### MOST GAMES

1.	36	(2016-17)
	36	(2012-13)
3.	35	(2009-10)
	35	(2007-08)
	35	(2000-01)
6.	34	(2014-15)
	34	(2011-12)
	34	(2010-11)
	34	(1937-38)

#### MOST WINS

1.	27	(2012-13)
	27	(2000-01)
3.	24	(2009-10)
	24	(2007-08)
5.	22	(2016-17)
	22	(1997-98)
	22	(1937-38)
8.	21	(2006-07)
	21	(2014-15)
10.	20	(2018-19)
	20	(2015-16)
	20	(2011-12)
	20	(2010-11)
	20	(2001-02)
	20	(1998-99)

#### MOST SEC WINS

1.	12	(2012-13)
	12	(1997-98)
3.	11	(2014-15)
	11	(2000-01)
	11	(1996-97)
	11	(1937-38)

#### MOST LOSSES

1.	21	(1975-76)
	21	(1964-65)
3.	20	(2017-18)
	20	(1983-84)
5.	19	(1994-95)
	19	(1990-91)
	19	(1974-75)

#### MOST SEC LOSSES

1.	16	(1975-76)
2.	15	(1990-91)
	15	(1983-84)
	15	(1974-75)
5.	14	(1985-86)

#### MOST POINTS SCORED

1.	2,807	(2016-17)
2.	2,781	(2007-08)
3.	2,779	(2012-13)
4.	2,743	(2009-10)
5.	2,540	(1998-99)

#### HIGHEST SCORING AVERAGE

1.	90.8	(1970-71)
2.	81.6	(1974-75)
3.	80.5	(1997-98)
4.	80.5	(1991-92)
5.	80.0	(1971-72)

#### MOST FIELD GOALS MADE

1.	1,034	(2007-08)
2.	986	(2009-10)
3.	977	(2012-13)
4.	929	(2006-07)
5.	914	(2016-17)

#### MOST FIELD GOALS ATTEMPTED

1.	2,253	(2007-08)
2.	2,230	(2012-13)
3.	2,185	(2009-10)
4.	2,161	(2016-17)
5.	2,134	(1951-52)

#### BEST FIELD GOAL PERCENTAGE

1.	54.3	(1981-82)
2.	51.5	(1979-80)
3.	49.8	(1980-81)
4.	48.9	(1978-79)
5.	48.5	(1982-83)

#### MOST 3-POINT FIELD GOALS MADE

1.	286	(2009-10)
2.	283	(2016-17)
3.	273	(2007-08)
4.	272	(2018-19)
5.	260	(2010-11)

#### MOST 3-POINT FIELD GOALS ATTEMPTED

1.	814	(2016-17)
2.	796	(2009-10)
3.	788	(2017-18)
4.	761	(2013-14)
5.	760	(2018-19)

#### BEST 3-POINT FIELD GOAL PERCENTAGE

1.	39.7	(1989-90)
2.	38.1	(1995-96)
3.	38.0	(2001-02)
4.	37.8	(1991-92)
5.	37.8	(1986-87)

#### MOST FREE THROWS MADE

1.	587	(2012-13)
2.	561	(2015-16)
3.	559	(2014-15)
4.	552	(2013-14)
5.	545	(1970-71)

#### MOST FREE THROWS ATTEMPTED

1.	926	(2016-17)
2.	866	(2012-13)
3.	836	(1998-99)
4.	831	(1997-98)
5.	829	(2000-01)

#### BEST FREE THROW PERCENTAGE

1.	78.3	(2018-19)
2.	77.3	(2014-15)
3.	75.6	(2010-11)
4.	75.2	(2016-17)
	75.2	(1970-71)

#### MOST REBOUNDS

1.	1,423	(2016-17)
2.	1,421	(2007-08)
3.	1,400	(2012-13)
4.	1,377	(2009-10)
5.	1,299	(2011-12)

#### BEST REBOUNDING AVERAGE

1.	50.1	(1956-57)
2.	46.8	(1972-73)
3.	45.8	(1975-76)
4.	45.4	(1973-74)
5.	44.6	(1969-70)

#### MOST ASSISTS

1.	558	(2007-08)
2.	545	(1998-99)
3.	500	(2000-01)
4.	488	(1991-92)
5.	486	(2009-10)

#### MOST TURNOVERS

1.	546	(1999-2000)
2.	540	(1976-77)
3.	532	(1993-94)
4.	516	(2016-17)
5.	503	(1992-93)

#### MOST BLOCKED SHOTS

1.	185	(2012-13)
2.	184	(2009-10)
3.	182	(2013-14)
4.	180	(2010-11)
5.	178	(2011-12)

#### MOST STEALS

1.	326	(1998-99)
2.	297	(2012-13)
3.	285	(2000-01)
4.	270	(1988-89)
5.	259	(2009-10)

#### MOST PERSONAL FOULS

1.	719	(2000-01)
2.	703	(2016-17)
	703	(1999-2000)
4.	678	(1998-99)
5.	668	(2014-15)

## SINGLE GAME TEAM RECORDS

### MOST POINTS SCORED

- 118 vs. Union (12-10-53)
- 117 vs. Arkansas (12-10-73)
- 114 vs. Arkansas A&M (12-4-70)
- 113 vs. Southern Miss, 2OT (12-19-95)
- 113 vs. LSU, OT (3-4-89)
- 113 vs. LSU (1-30-71)
- 113 vs. Baylor (12-29-70)
- 113 vs. Howard (12-1-55)

### MOST FIELD GOALS MADE

- 56 vs. Arkansas (12-10-73)
- 48 vs. Vanderbilt (12-22-70)
- 47 vs. Arkansas A&M (12-4-70)
- 46 vs. Florence State (12-15-52)
- 45 vs. LSU (1-30-71)
- 45 vs. NE Louisiana (12-1-70)
- 45 vs. Lipscomb (12-10-55)
- 45 vs. Union (12-10-53)

### MOST FIELD GOALS ATTEMPTED

- 117 vs. Georgia (1-7-52)
- 112 vs. Mississippi College (12-3-51)
- 109 vs. Birmingham-Southern (1-5-52)
- 107 vs. Howard (12-1-55)
- 104 vs. LSU (3-8-75)

### BEST FIELD GOAL PERCENTAGE

- 76.3 vs. Vanderbilt (1-5-83), 29-38 FG (SEC record for a league game)
- 72.9 vs. Mississippi State (2-16-80), 27-37 FG
- 68.9 vs. Mississippi State (1-23-82), 20-29 FG
- 67.7 vs. Centenary (12-19-2009), 42-62 FG
- 67.4 vs. LSU (2-24-82), 29-42 FG

### MOST 3-POINT FIELD GOALS MADE

- 15 at Syracuse (3-18-2017)
- 15 vs. Oregon (12-8-2013)
- 14 vs. Middle Tennessee (12-14-2019)
- 14 vs. Texas A&M-Corpus Christi (12-19-2017)
- 14 at Missouri (2-3-2016)
- 14 vs. Missouri (2-8-2014)
- 14 vs. Arkansas (3-5-2011)
- 14 vs. Jacksonville State (12-29-2009)

### MOST 3-POINT FIELD GOALS ATTEMPTED

- 35 vs. Oregon (12-8-2013)
- 35 vs. Mississippi State (1-13-2011)
- 34 vs. Alabama (3-10-2016)
- 34 vs. Troy State (12-18-2000)
- 33 at Auburn (2-13-2019)

### BEST 3-POINT FIELD GOAL PERCENTAGE

- 100.0 vs. San Diego State (12-28-86), 4-4 FG
- 83.3 vs. SE Louisiana (12-7-87), 5-6 FG
- 75.0 vs. Mississippi State (2-14-87), 6-8 FG
- 72.7 vs. Tennessee (3-9-90), 8-11
- 70.0 vs. Lamar (12-4-93), 7-10 FG
- 70.0 vs. Georgia (12-22-89), 7-10 FG

### MOST FREE THROWS MADE

- 41 vs. Vanderbilt (1-17-55)
- 40 vs. Tulane (2-26-55)
- 40 vs. Georgia Southern (11-16-2015)
- 39 vs. Vanderbilt (2-13-80)
- 39 vs. Eastern Kentucky (12-16-59)

### MOST FREE THROWS ATTEMPTED

- 55 vs. Vanderbilt (2-13-80)
- 53 vs. Georgia Southern (11-16-15)
- 52 vs. Arkansas (1-9-99)
- 52 vs. Tulane (2-26-55)
- 51 vs. Southern Miss (12-19-95)
- 51 vs. Eastern Kentucky (12-16-55)

### BEST FREE THROW PERCENTAGE

- (10-19 attempts)
- 100.0 vs. Mississippi State (2-28-59), 10-10 FT
  - 94.7 vs. Texas A&M (2-6-19), 18-19 FT
  - 94.4 vs. Mississippi State (2-20-82), 17-18 FT

### (20-29 attempts)

- 100.0 vs. South Alabama (11-18-2008), 22-22 FT
- 96.2 vs. Arkansas (1-11-2020), 25-26 FT
- 95.7 vs. Baylor (1-28-2017), 22-23 FT
- 95.7 vs. Murray State (11-17-2010), 22-23 FT

### (30+ attempts)

- 89.2 vs. Alabama (2-6-82), 33-37 FT
- 88.6 vs. Georgia (2-16-57), 31-35 FT
- 87.8 vs. Texas (12-5-66), 36-41 FT

### MOST REBOUNDS

- 84 vs. Indiana State-Evansville (12-1-75)
- 80 vs. Howard (12-2-57)
- 73 vs. SE Louisiana (12-2-58)
- 71 vs. Arkansas A&M (12-6-67)
- 69 vs. Arkansas A&M (12-4-71)

### MOST ASSISTS

- 33 vs. Sam Houston State (12-30-89)
- 32 vs. Centenary (12-19-2009)
- 29 vs. UT-Martin (12-21-2004)
- 29 vs. Prairie View A&M (12-29-98)
- 28 vs. Houston Baptist (2-5-96)
- 28 vs. Lamar (12-4-93)

### MOST BLOCKED SHOTS

- 13 vs. Bradley (12-19-2016)
- 13 vs. Loyola-New Orleans (12-1-93)
- 12 vs. Mississippi Valley State (12-10-2011)
- 12 vs. Arkansas (2-5-2011)
- 12 vs. Indiana (11-19-2009)
- 12 vs. Prairie View A&M (12-29-99)

### MOST STEALS

- 24 vs. Christian Brothers (11-25-88)
- 22 vs. Prairie View A&M (11-30-91)
- 21 vs. Houston Baptist (2-5-96)
- 20 vs. Lipscomb (11-23-2012)
- 18 vs. Louisiana-Monroe (11-24-2007)
- 18 vs. Louisiana-Monroe (12-18-2004)
- 18 vs. LSU (2-27-99)
- 18 vs. NE Louisiana (12-2-98)
- 18 vs. Georgia (1-22-94)

### MOST TURNOVERS

- 39 vs. Missouri-Western (11-29-75)
- 33 vs. Kentucky (1-24-77)
- 32 vs. McNeese State (12-31-94)
- 31 vs. Tennessee Tech (12-3-79)
- 30 vs. Ball State (12-6-97)
- 30 vs. Long Island (12-5-97)
- 30 vs. Arkansas (1-5-94)

### MOST PERSONAL FOULS

- 38 vs. Kentucky (3-5-82)
- 35 vs. Kentucky (3-5-99)
- 35 vs. Florida (2-2-91)
- 34 Five Times



**B.L. "Country" Graham's 1953-54 squad set a school record with 118 points vs. Union, which still stands as the most points in a game in program history.**

### 100-POINT GAMES

1-2-52 Kentucky ..... ^58-116 L	12-4-70 Arkansas A&M ..... 114-86 W	12-4-78 Bowling Green ..... 100-78 W	11-24-06 Nicholls ..... 100-80 W
1-7-52 Georgia ..... 103-52 W	12-12-70 Auburn ..... 108-96 W	1-11-79 Miss. State (2ot) ..... 92-101 L	11-16-07 Lamar ..... 108-70 W
12-8-52 Arkansas St. .... 100-80 W	12-15-70 Southern Miss ..... 109-100 W	11-25-88 Christian Brothers .... 101-60 W	11-27-07 Troy ..... 102-76 W
12-15-52 Florence St. .... 111-92 W	12-19-70 Marshall ..... 98-118 L	2-1-89 LSU ..... 75-105 L	12-13-08 New Mexico ..... 70-103 L
12-20-52 Arkansas ..... 72-104 L	12-22-70 Vanderbilt ..... 112-130 L	3-4-89 LSU (ot) ..... %113-112 W	12-19-09 Centenary ..... 108-64 W
12-10-53 Union ..... *118-82 W	12-29-70 Baylor ..... &113-132 L	1-24-90 Miss. State (4ot) .... 102-104 L	12-13-10 Miss. Valley St. .... 101-69 W
12-1-55 Howard ..... 113-62 W	12-30-70 The Citadel ..... 90-109 L	2-21-90 Georgia ..... 83-107 L	12-30-10 Alcorn State ..... 100-62 W
12-10-55 David Lipscomb ..... 109-78 W	1-2-71 Kentucky ..... 95-103 L	3-3-90 LSU ..... 94-103 L	2-16-12 Vanderbilt ..... 76-102 L
12-14-55 Howard ..... 108-74 W	1-25-71 Florida ..... 86-106 L	1-30-91 Georgia ..... 62-117 L	11-22-13 Miss. Valley St. .... 111-82 W
1-30-56 Miss. State ..... 79-100 L	1-30-71 LSU ..... 113-90 W	11-30-91 Prairie View ..... 101-50 W	12-8-13 Oregon ..... 105-115 L
2-6-56 LSU ..... 76-100 L	2-1-71 Alabama ..... 91-101 L	12-19-91 Alcorn State ..... 111-67 W	3-5-14 Arkansas ..... 80-110 L
2-18-56 Georgia ..... 105-65 W	2-6-71 Kentucky ..... 86-121 L	1-18-92 Arkansas ..... 93-114 L	12-16-17 Illinois State (ot) .... 97-101 L
2-22-57 Tulane ..... 74-102 L	12-4-71 Arkansas A&M ..... 107-60 W	2-25-92 LSU ..... 69-100 L	<b>Overall 100-point game record . . . 44-55</b>
2-16-59 Florida (ot) ..... 97-102 L	12-15-71 Southern Miss ..... 107-92 W	2-29-92 Auburn ..... 84-110 L	<b>Key:</b>
2-3-62 Tulane ..... 77-107 L	3-4-72 LSU ..... 101-78 W	3-7-92 Arkansas ..... 83-100 L	^ Largest margin of defeat for Ole Miss in a 100-
2-8-64 Kentucky ..... 59-102 L	12-29-72 Texas A&M ..... 83-100 L	12-3-92 Houston Baptist ..... 103-61 W	point contest; largest margin of defeat in Rebel history
1-9-65 Alabama ..... 72-107 L	12-10-73 Arkansas ..... 117-66 W	12-21-92 SW Louisiana ..... 87-103 L	was an 84-18 setback to Miss. State in the
1-23-65 Miss. State ..... 72-101 L	12-28-73 Louisiana Tech ..... 105-76 W	2-15-95 LSU ..... 102-90 W	1913-14 season
2-6-65 Kentucky ..... 65-102 L	1-6-75 Auburn ..... 86-104 L	12-19-95 Southern Miss (2ot) . 113-107 W	* Most points scored by Ole Miss in a single game
1-8-66 Tennessee ..... 55-102 L	1-11-75 Tennessee ..... 82-102 L	2-5-96 Houston Baptist ..... 106-63 W	# First game in Tad Smith Coliseum
1-10-66 Vanderbilt ..... 58-106 L	1-27-75 Miss. State ..... 80-100 L	12-5-97 Long Island ..... 102-99 W	& Most points by an Ole Miss opponent; most points
2-21-66 Kentucky ..... #65-108 L	2-17-75 Kentucky ..... 89-108 L	12-17-97 Belmont ..... 100-59 W	combined in a single game in Ole Miss history
12-2-67 Miss. College ..... 108-87 W	2-22-75 Florida ..... 101-92 W	12-20-97 Prairie View ..... 106-59 W	% Gerald Glass-Chris Jackson duel (Glass 53 points,
2-26-68 Georgia ..... 77-111 L	1-10-76 LSU ..... 74-100 L	2-5-98 Arkansas ..... 87-100 L	Jackson 55)
2-8-69 Kentucky ..... 68-104 L	2-21-76 Tennessee ..... 81-105 L	11-28-98 Austin Peay St. .... 105-62 W	\$ School record for largest margin of victory
1-31-70 LSU ..... 86-109 L	3-8-76 Auburn ..... 88-103 L	12-7-98 West Alabama ..... 101-68 W	
2-7-70 Kentucky ..... 85-120 L	1-10-77 Alabama ..... 88-101 L	12-29-98 Prairie View ..... \$111-50 W	
2-28-70 LSU ..... 90-103 L	1-24-77 Kentucky ..... 73-100 L	3-3-2001 Alabama ..... 105-71 W	
12-1-70 NE Louisiana ..... 112-97 W	11-26-77 Notre Dame ..... 62-111 L	11-26-05 Centenary ..... 107-67 W	

#### LARGEST MARGIN OF VICTORY


	Date	Opponent	OM	Opp.	Margin
1.	12/29/1998	Prairie View A&M	111	50	61
2.	12/7/1950	Southwestern	89	30	59
T3.	1923-24	College Hill	56	2	54
T3.	1/26/1917	Union	70	16	54
5.	2/26/1945	Arkansas State	76	24	52
T6.	11/18/2000	Arkansas-Pine Bluff	98	47	51
T6.	11/30/1991	Prairie View A&M	101	50	51
T6.	12/10/1973	Arkansas	117	66	51
T6.	12/2/1957	Howard	97	46	51
T6.	12/1/1955	Howard	113	62	51
T6.	1/7/1952	Georgia	103	52	51
T6.	2/2/1937	Water Valley	83	32	51
13.	1/5/1952	Birmingham So.	92	42	50
14.	11/16/1998	Belmont	91	42	49
15.	2/12/1914	Meridian YMCA	68	20	48
T16.	12/22/2020	UT Martin	90	43	47
T16.	11/28/2001	Morris Brown	92	45	47
T16.	12/30/1997	Northwestern State	99	52	47
T16.	12/20/1997	Prarie View A&M	106	59	47
T20.	11/23/2012	Lipscomb	91	45	46
T20.	1/8/1932	Ecru	76	30	46
T20.	2/9/1911	Clark Memorial	53	7	46
T23.	11/24/1997	Ark. Pine Bluff	81	36	45
T23.	12/30/1995	Prairie View A&M	96	51	45
T23.	1/9/1937	Tupelo	64	19	45
T23.	2/16/1920	Millsaps	60	15	45

#### LARGEST MARGIN OF DEFEAT

	Date	Opponent	OM	Opp.	Margin
1.	2/26/1914	Miss. State	18	84	66
2.	1/2/1952	Kentucky	58	116	58
3.	1/30/1991	Georgia	62	117	55
4.	2/16/1949	Kentucky	31	85	54
T5.	11/19/2005	New Mexico	42	95	53
T5.	2/15/1947	Alabama	30	83	53
T5.	2/25/1914	Miss. State	15	68	53
8.	1/25/1913	Union	26	77	51
9.	11/26/1977	Notre Dame	62	111	49
10.	1/10/1966	Vanderbilt	58	106	48
T11.	2/17/1993	Florida	47	94	47
T11.	1/8/1966	Tennessee	55	102	47
T11.	2/3/1951	Kentucky	39	86	47
14.	2/8/1965	Tennessee	50	96	46
15.	2/16/2000	LSU	53	97	44
T16.	1/30/1967	Kentucky	53	96	43
T16.	2/21/1966	Kentucky	65	108	43
T16.	2/8/1964	Kentucky	59	102	43
T19.	1/14/1995	Miss. State	52	94	42
T19.	2/3/1968	Tennessee	46	88	42
T19.	1/27/1968	Tennessee	46	88	42
T22.	11/29/2019	Oklahoma State	37	78	41
T22.	2/14/1939	LSU	18	59	41
T24.	2/22/2006	Kentucky	40	80	40
T24.	2/15/1950	Kentucky	50	90	40
T24.	2/11/1949	Tulane	34	74	40
T24.	2/4/1915	Millsaps	20	60	40



## 2,000-POINT CLUB



<b>1. JOHN STROUD</b>		<b>2,328</b>		
YEAR	GAMES	PTS	AVG	
1976-77	26	376	14.5	
1977-78	27	488	18.1	
1978-79	27	709	26.3	
1979-80	30	755	25.2	
<b>TOTALS</b>	<b>110</b>	<b>2328</b>	<b>21.2</b>	

*Stroud's 2,328 career points third in SEC history.*




<b>2. JOE HARVELL</b>		<b>2,078</b>		
YEAR	GAMES	PTS	AVG	
1989-90	30	395	13.2	
1990-91	28	488	17.4	
1991-92	28	699	25.0	
1992-93	28	496	17.7	
<b>TOTALS</b>	<b>114</b>	<b>2078</b>	<b>18.2</b>	

*Harvell's 2,078 career points 18th in SEC history.*




<b>3. CHRIS WARREN</b>		<b>2,021</b>		
YEAR	GAMES	PTS	AVG	
2007-08	35	554	15.8	
2008-09	11	216	19.6	
2009-10	35	602	17.2	
2010-11	34	649	19.1	
<b>TOTALS</b>	<b>115</b>	<b>2021</b>	<b>17.6</b>	


## 1,000-POINT CLUB




<b>4. CARLOS CLARK</b>		<b>1,822</b>		
YEAR	GAMES	PTS	AVG	
1979-80	29	164	5.7	
1980-81	28	392	14.0	
1981-82	30	634	21.1	
1982-83	31	632	20.4	
<b>TOTALS</b>	<b>118</b>	<b>1822</b>	<b>15.4</b>	



<b>8. KEITH CARTER</b>		<b>1,682</b>		
YEAR	GAMES	PTS	AVG	
1995-96	27	372	13.8	
1996-97	28	340	12.1	
1997-98	29	428	14.8	
1998-99	33	542	16.4	
<b>TOTALS</b>	<b>117</b>	<b>1682</b>	<b>14.3</b>	



<b>5. ELSTON TURNER</b>		<b>1,805</b>		
YEAR	GAMES	PTS	AVG	
1977-78	27	269	9.9	
1978-79	27	430	15.9	
1979-80	30	508	16.9	
1980-81	29	598	20.6	
<b>TOTALS</b>	<b>113</b>	<b>1805</b>	<b>15.9</b>	



<b>9. JARVIS SUMMERS</b>		<b>1,629</b>		
YEAR	GAMES	PTS	AVG	
2011-12	34	354	10.4	
2012-13	34	309	9.1	
2013-14	33	570	17.3	
2014-15	33	396	12.0	
<b>TOTALS</b>	<b>134</b>	<b>1629</b>	<b>12.2</b>	



<b>6. BREEIN TYREE</b>		<b>1,797</b>		
YEAR	GAMES	PTS	AVG	
2016-17	34	249	7.3	
2007-18	33	347	10.8	
2018-19	33	591	17.9	
2019-20	31	610	19.7	
<b>TOTALS</b>	<b>130</b>	<b>1797</b>	<b>13.8</b>	




<b>10. JOE GIBBON</b>		<b>1,601</b>		
YEAR	GAMES	PTS	AVG	
1953-54	20	109	5.5	
1954-55	23	373	16.2	
1955-56	22	488	22.2	
1956-57	21	631	30.1	
<b>TOTALS</b>	<b>86</b>	<b>1601</b>	<b>18.9</b>	



<b>7. JUSTIN REED</b>		<b>1,785</b>		
YEAR	GAMES	PTS	AVG	
2000-01	35	385	11.0	
2001-02	31	453	14.6	
2002-03	28	430	15.4	
2003-04	28	517	18.5	
<b>TOTALS</b>	<b>122</b>	<b>1785</b>	<b>14.6</b>	



<b>11. GERALD GLASS</b>		<b>1,564</b>		
YEAR	GAMES	PTS	AVG	
1988-89	30	841	28.0	
1989-90	30	723	24.1	
<b>TOTALS</b>	<b>60</b>	<b>1564</b>	<b>26.1</b>	




12. DON KESSINGER		1,553	
YEAR	GAMES	PTS	AVG
1961-62	25	536	21.4
1962-63	23	501	21.8
1963-64	22	516	23.5
<b>TOTALS</b>		<b>70</b>	
1553		22.2	




20. DEVONTAE SHULER		1,319	
YEAR	GAMES	PTS	AVG
2017-18	32	193	6.0
2018-19	33	340	10.3
2019-20	32	374	11.7
2020-21	27	412	15.3
<b>TOTALS</b>	<b>124</b>	<b>1319</b>	<b>10.6</b>



13. TERENCE DAVIS		1,512	
YEAR	GAMES	PTS	AVG
2015-16	20	36	1.8
2016-17	36	535	14.9
2017-18	32	440	13.8
2018-19	33	501	15.2
<b>TOTALS</b>	<b>121</b>	<b>1512</b>	<b>12.5</b>



21. COB JARVIS		1,313	
YEAR	GAMES	PTS	AVG
1951-52	26	403	15.5
1952-53	24	557	23.2
1953-54	18	353	19.6
<b>TOTALS</b>	<b>68</b>	<b>1313</b>	<b>19.3</b>



14. AARON HARPER		1,505	
YEAR	GAMES	PTS	AVG
2000-01	35	321	9.2
2001-02	31	368	11.9
2002-03	29	354	12.2
2003-04	28	462	16.5
<b>TOTALS</b>	<b>123</b>	<b>1505</b>	<b>12.2</b>




22. STEFAN MOODY		1,294	
YEAR	GAMES	PTS	AVG
2014-15	34	563	16.6
2015-16	31	731	23.6
<b>TOTALS</b>	<b>65</b>	<b>1294</b>	<b>19.9</b>




15. MURPHY HOLLOWAY		1,476	
YEAR	GAMES	PTS	AVG
2008-09	31	261	8.4
2009-10	34	345	10.1
2011-12	31	348	11.2
2012-13	36	522	14.5
<b>TOTALS</b>	<b>132</b>	<b>1476</b>	<b>11.2</b>




23. MARSHALL HENDERSON		1,293	
YEAR	GAMES	PTS	AVG
2012-13	36	722	20.6
2013-14	30	571	19.3
<b>TOTALS</b>	<b>66</b>	<b>1293</b>	<b>19.6</b>



16. ANSU SESAY		1,428	
YEAR	GAMES	PTS	AVG
1994-95	27	195	7.2
1995-96	25	264	10.6
1996-97	29	429	14.8
1997-98	29	540	18.6
<b>TOTALS</b>	<b>110</b>	<b>1428</b>	<b>13.0</b>




24. JASON SMITH		1,286	
YEAR	GAMES	PTS	AVG
1995-96	27	248	9.2
1996-97	29	330	11.4
1997-98	29	283	9.8
1998-99	33	425	12.9
<b>TOTALS</b>	<b>118</b>	<b>1286</b>	<b>10.9</b>



17. ERIC LAIRD		1,421	
YEAR	GAMES	PTS	AVG
1981-82	30	239	7.9
1982-83	31	347	11.2
1983-84	28	488	17.3
1984-85	21	347	16.5
<b>TOTALS</b>	<b>110</b>	<b>1421</b>	<b>12.9</b>




25. ZACH GRAHAM		1,274	
YEAR	GAMES	PTS	AVG
2007-08	35	206	5.9
2008-09	31	264	8.5
2009-10	35	321	9.2
2010-11	34	483	14.2
<b>TOTALS</b>	<b>135</b>	<b>1274</b>	<b>9.4</b>




18. JACK WATERS		1,384	
YEAR	GAMES	PTS	AVG
1958-59	24	446	18.6
1959-60	24	469	19.5
1960-61	23	469	20.4
<b>TOTALS</b>	<b>71</b>	<b>1384</b>	<b>19.5</b>



26. SEBASTIAN SAIZ		1,273	
YEAR	GAMES	PTS	AVG
2013-14	33	168	5.1
2014-15	34	257	7.6
2015-16	26	305	11.7
2016-17	36	543	15.1
<b>TOTALS</b>	<b>129</b>	<b>1273</b>	<b>9.9</b>




19. TIM JUMPER		1,375	
YEAR	GAMES	PTS	AVG
1987-88	29	394	13.6
1988-89	22	277	12.6
1989-90	30	353	11.8
1990-91	28	351	12.5
<b>TOTALS</b>	<b>109</b>	<b>1375</b>	<b>12.6</b>



27. B.L. "COUNTRY" GRAHAM		1,259	
YEAR	GAMES	PTS	AVG
1935-36	18	262	14.6
1936-37	26	422	16.2
1937-38	32	575	17.4
<b>TOTALS</b>	<b>76</b>	<b>1259</b>	<b>16.6</b>



28. DWAYNE CURTIS				1,232
YEAR	GAMES	PTS	AVG	
2005-06	29	393	13.6	
2006-07	26	316	12.2	
2007-08	35	523	14.9	
<b>TOTALS</b>	<b>90</b>	<b>1232</b>	<b>13.7</b>	




35. FRED COX				1,105
YEAR	GAMES	PTS	AVG	
1971-72	25	401	16.0	
1972-73	26	370	14.2	
1973-74	25	334	13.4	
<b>TOTALS</b>	<b>76</b>	<b>1105</b>	<b>14.5</b>	




29. WALTER ACTWOOD				1,216
YEAR	GAMES	PTS	AVG	
1973-74	25	245	9.8	
1974-75	26	360	13.8	
1975-76	27	324	12.0	
1976-77	25	287	11.5	
<b>TOTALS</b>	<b>103</b>	<b>1216</b>	<b>11.8</b>	




36. TERRANCE HENRY				1,095
YEAR	GAMES	PTS	AVG	
2008-09	31	131	4.2	
2009-10	33	211	6.4	
2010-11	34	329	9.7	
2011-12	34	424	12.5	
<b>TOTALS</b>	<b>132</b>	<b>1095</b>	<b>8.3</b>	




30. ROD BARNES				1,201
YEAR	GAMES	PTS	AVG	
1984-85	16	17	1.1	
1985-86	29	297	10.2	
1986-87	29	336	11.6	
1987-88	29	551	19.0	
<b>TOTALS</b>	<b>103</b>	<b>1201</b>	<b>11.7</b>	



37. COOLIDGE BALL				1,072
YEAR	GAMES	PTS	AVG	
1971-72	25	421	16.8	
1972-73	26	357	13.7	
1973-74	25	294	11.8	
<b>TOTALS</b>	<b>76</b>	<b>1072</b>	<b>14.1</b>	



31. RAHIM LOCKHART				1,160
YEAR	GAMES	PTS	AVG	
1997-98	27	95	3.5	
1998-99	28	206	7.4	
1999-2000	33	403	12.2	
2000-01	35	456	13.0	
<b>TOTALS</b>	<b>123</b>	<b>1160</b>	<b>9.4</b>	



38. JASON HARRISON				1,066
YEAR	GAMES	PTS	AVG	
1998-99	33	208	6.3	
1999-00	33	311	9.4	
2000-01	35	247	7.1	
2001-02	31	300	9.7	
<b>TOTALS</b>	<b>132</b>	<b>1066</b>	<b>8.1</b>	



32. KEN TURNER				1,159
YEAR	GAMES	PTS	AVG	
1966-67	25	359	14.5	
1967-68	24	332	13.8	
1968-69	24	468	19.5	
<b>TOTALS</b>	<b>73</b>	<b>1159</b>	<b>15.9</b>	




39. RON COLEMAN				1,046
YEAR	GAMES	PTS	AVG	
1967-68	23	244	10.6	
1968-69	24	303	12.6	
1969-70	24	499	20.8	
<b>TOTALS</b>	<b>71</b>	<b>1046</b>	<b>14.7</b>	



33. JACK MARSHALL				1,137
YEAR	GAMES	PTS	AVG	
1945-46	17	162	10.6	
1946-47	19	133	7.0	
1947-48	23	280	12.2	
1948-49	21	283	13.5	
1949-50	25	279	11.2	
<b>TOTALS</b>	<b>105</b>	<b>1137</b>	<b>10.8</b>	



40. DENVER BRACKEEN				1,040
YEAR	GAMES	PTS	AVG	
1953-54	20	441	22.1	
1954-55	22	599	27.2	
<b>TOTALS</b>	<b>42</b>	<b>1040</b>	<b>24.8</b>	



34. JOE AYERS				1,130
YEAR	GAMES	PTS	AVG	
1983-84	27	150	5.6	
1984-85	27	338	12.5	
1985-86	29	244	8.4	
1986-87	29	398	13.7	
<b>TOTALS</b>	<b>112</b>	<b>1130</b>	<b>10.1</b>	



41. TODD ABERNETHY				1,036
YEAR	GAMES	PTS	AVG	
2003-04	28	150	5.4	
2004-05	31	256	8.3	
2005-06	30	259	8.6	
2006-07	33	371	11.2	
<b>TOTALS</b>	<b>122</b>	<b>1036</b>	<b>8.5</b>	

## INDIVIDUAL RECORDS

\* - Denotes SEC Record

### POINTS SCORED

#### CAREER

- 2,328 John Stroud (110 games, 1977-80)
- 2,078 Joe Harvell (114 games, 1990-93)
- 2,021 Chris Warren (115 games, 2008-11)
- 1,822 Carlos Clark (118 games, 1980-83)
- 1,805 Elston Turner (113 games, 1978-81)
- 1,797 Breein Tyree (130 games, 2017-20)
- 1,785 Justin Reed (122 games, 2001-04)
- 1,682 Keith Carter (117 games, 1996-99)
- 1,629 Jarvis Summers (134 games, 2012-15)
- 1,601 Joe Gibbon (86 games, 1954-57)
- 1,564 Gerald Glass (60 games, 1989-90)
- 1,553 Don Kessinger (70 games, 1962-64)
- 1,512 Terence Davis (121 games, 2016-19)
- 1,505 Aaron Harper (123 games, 2001-04)
- 1,476 Murphy Holloway (132 games, 2009-13)
- 1,428 Ansu Sesay (110 games, 1995-98)
- 1,421 Eric Laird (110 games, 1982-85)
- 1,384 Jack Waters (71 games, 1959-61)
- 1,375 Tim Jumper (109 games, 1988-91)
- 1,319 Devontae Shuler (124 games, 2018-21)
- 1,313 Cob Jarvis (68 games, 1952-54)
- 1,294 Stefan Moody (65 games, 2014-16)
- 1,293 Marshall Henderson (66 games, 2013-14)
- 1,286 Jason Smith (118 games, 1996-99)
- 1,274 Zach Graham (135 games, 2008-11)
- 1,273 Sebastian Saiz (129 games, 2014-17)
- 1,259 B.L. Graham (76 games, 1936-38)
- 1,232 Dwayne Curtis (90 games, 2006-08)
- 1,216 Walter Actwood (103 games, 1974-77)
- 1,201 Roderick Barnes (103 games, 1985-88)
- 1,160 Rahim Lockhart (123 games, 1998-2001)
- 1,159 Ken Turner (73 games, 1967-69)
- 1,137 Jack Marshall (105 games, 1946-50)
- 1,130 Joe Ayers (112 games, 1984-87)
- 1,105 Fred Cox (76 games, 1972-74)
- 1,095 Terrance Henry (132 games, 2009-12)
- 1,072 Coolidge Ball (76 games, 1972-74)
- 1,066 Jason Harrison (132 games, 1999-2002)
- 1,046 Ron Coleman (71 games, 1968-70)
- 1,040 Denver Brackeen (42 games, 1954-55)
- 1,036 Todd Abernethy (122 games, 2004-07)



Ole Miss' all-time leading scorer John Stroud boasts the third-most points in SEC history.

#### SEASON

- 923 Johnny Neumann (23 games, 1971)
- 841 Gerald Glass (30 games, 1989)
- 755 John Stroud (30 games, 1980)
- 731 Stefan Moody (31 games, 2016)
- 723 Gerald Glass (30 games, 1990)
- 722 Marshall Henderson (36 games, 2013)
- 709 John Stroud (27 games, 1979)
- 699 Joe Harvell (28 games, 1992)
- 649 Chris Warren (34 games, 2011)
- 634 Carlos Clark (30 games, 1982)

#### GAME

- 63 Johnny Neumann vs. LSU (1-30-71)
- 60 Johnny Neumann vs. Baylor (12-29-70)
- 57 Johnny Neumann vs. USM (12-15 70)
- 53 Gerald Glass vs. LSU (3-4-89)
- 53 Johnny Neumann vs. Vanderbilt (12-2-70)
- 51 Johnny Neumann vs. Ark. A&M (12-4-70)
- 49 Don Kessinger vs. Tulane (2-2-63)
- 48 Don Kessinger vs. Tennessee (2-12-63)
- 47 Johnny Neumann vs. Kentucky (1-2-71)
- 46 Johnny Neumann vs. Vanderbilt (2-10-71)
- 46 Johnny Neumann vs. Kentucky (2-6-71)
- 46 Joe Gibbon vs. LSU (2-23-57)
- 43 Johnny Neumann vs. Alabama (2-1-71)
- 43 Johnny Neumann vs. Marshall (12-19-70)
- 43 Joe Gibbon vs. Tennessee (2-11-57)
- 43 Stefan Moody vs. Mississippi St. (3-2-16)
- 42 John Stroud vs. Mississippi St. (1-11-79)
- 41 Deandre Burnett vs. Oral Roberts (11-18-2016)
- 41 John Stroud vs. Memphis State (12-26-78)
- 41 Johnny Neumann vs. NE Louisiana (12-1-70)
- 41 Joe Gibbon vs. Georgia (2-16-57)

### SCORING AVERAGE

#### CAREER

- 40.1 Johnny Neumann (23 games, 1971)
- 26.1 Gerald Glass (60 games, 1989-90)
- 24.8 Denver Brackeen (42 games, 1954-55)
- 22.2 Don Kessinger (70 games, 1962-64)
- 21.2 John Stroud (110 games, 1977-80)
- 19.9 Stefan Moody (65 games, 2014-16)
- 19.6 Marshall Henderson (66 games, 2013-214)
- 19.5 Jack Waters (71 games, 1959-61)
- 19.3 Cob Jarvis (68 games, 1952-54)
- 18.9 Joe Gibbon (86 games, 1954-57)

#### SEASON

- 40.1 Johnny Neumann (23 games, 1971)
- 30.1 Joe Gibbon (21 games, 1957)
- 28.0 Gerald Glass (30 games, 1989)
- 27.2 Denver Brackeen (22 games, 1955)
- 26.3 John Stroud (27 games, 1979)
- 25.2 John Stroud (30 games, 1980)
- 25.0 Joe Harvell (28 games, 1992)
- 24.1 Gerald Glass (30 games, 1990)
- 23.6 Stefan Moody (31 games, 2016)
- 23.5 Don Kessinger (22 games, 1964)



Joe Harvell scored the second-most points in school history and is one of three Rebels to reach 2,000.

### FIELD GOALS MADE

#### CAREER

- 894 John Stroud (110 games, 1977-80)
- 813 Joe Harvell (114 games, 1989-93)
- 754 Elston Turner (113 games, 1978-81)
- 710 Carlos Clark (118 games, 1980-83)
- 679 Justin Reed (122 games, 2001-04)
- 634 Chris Warren (115 games, 2008-11)
- 615 Murphy Holloway (132 games, 2009-13)
- 612 Don Kessinger (70 games, 1962-64)
- 610 Gerald Glass (60 games, 1989-90)
- 603 Breein Tyree (130 games, 2017-20)

#### SEASON

- 366 Johnny Neumann (23 games, 1971)
- 326 Gerald Glass (30 games, 1989)
- 284 Gerald Glass (30 games, 1990)
- 277 John Stroud (27 games, 1979)
- 267 Joe Harvell (28 games, 1992)
- 261 John Stroud (30 games, 1980)
- 251 Carlos Clark (30 games, 1982)
- 246 Elston Turner (30 games, 1981)
- 235 Carlos Clark (31 games, 1983)
- 227 Joe Gibbon (21 games, 1957)

#### GAME

- 26 \*Johnny Neumann vs. LSU (1-30-71)
- 24 Johnny Neumann vs. Baylor (12-29-70)
- 23 Johnny Neumann vs. Vanderbilt (12-22-70)

4. 22 Don Kessinger vs. Tulane (2-2-63)
5. 21 Johnny Neumann vs. Ark. A&M (12-4-70)
6. 20 Gerald Glass vs. LSU (3-4-89)
- 20 Johnny Neumann vs. Kentucky (1-2-71)
- 20 Johnny Neumann vs. USM (12-15-70)
9. 19 Johnny Neumann vs. Vanderbilt (2-10-71)
10. 18 Johnny Neumann vs. Kentucky (2-6-71)
- 18 Johnny Neumann vs. NE Louisiana (12-1-70)
- 18 Don Kessinger vs. Tennessee (2-12-63)

## FIELD GOALS ATTEMPTED

### CAREER

1. 1,708 Joe Harvell (114 games, 1990-93)
2. 1,695 John Stroud (110 games, 1977-80)
3. 1,563 Chris Warren (115 games, 2008-11)
4. 1,495 Elston Turner (113 games, 1978-81)
5. 1,452 Joe Gibbon (86 games, 1954-57)
6. 1,434 Breein Tyree (130 games, 2017-20)
7. 1,425 Justin Reed (122 games, 2001-04)
8. 1,411 Don Kessinger (70 games, 1962-64)
9. 1,321 Jack Waters (71 games, 1959-61)
10. 1,297 Carlos Clark (118 games, 1980-83)

### SEASON

1. 792 Johnny Neumann (23 games, 1971)
2. 613 Gerald Glass (30 games, 1989)
3. 580 Gerald Glass (30 games, 1990)
4. 549 Marshall Henderson (36 games, 2013)
5. 548 Joe Gibbon (21 games, 1957)
6. 537 Joe Harvell (28 games, 1992)
7. 509 Stefan Moody (31 games, 2016)
8. 496 Don Kessinger (22 games, 1964)
9. 495 Jack Waters (24 games, 1959)
10. 487 Marshall Henderson (22 games, 2014)

### GAME

1. 50 Johnny Neumann vs. Kentucky (2-6-71)
2. 49 Johnny Neumann vs. Vanderbilt (12-22-70)
3. 44 Johnny Neumann vs. USM (12-15-70)
4. 43 Johnny Neumann vs. Marshall (12-19-70)
5. 41 Johnny Neumann vs. Kentucky (2-6-71)
6. 40 Johnny Neumann vs. LSU (1-30-71)
- 40 Johnny Neumann vs. Baylor (12-29-70)
- 40 Johnny Neumann vs. Florida (1-25-71)
9. 39 Johnny Neumann vs. Alabama (2-1-71)
10. 36 Gerald Glass vs. LSU (3-4-89)
- 36 Johnny Neumann vs. NE Louisiana (12-1-70)
- 36 Joe Gibbon vs. LSU (2-23-57)

## FIELD GOAL PERCENTAGE

### CAREER (MINIMUM 600 ATTEMPTS)

1. .584 Dwayne Curtis (506-866, 2006-08)
2. .573 Reginald Buckner (353-616, 2010-13)
3. .561 Rahim Lockhart (474-845, 1998-2001)
4. .560 Roger Stieg (350-624, 1980-83)
5. .554 Marcus Hicks (342-617, 1999-2000)
6. .5474 Carlos Clark (710-1297, 1980-83)
7. .5470 Fred Cox (448-819, 1972-74)
8. .544 Murphy Holloway (615-1130, 2009-13)
9. .527 John Stroud (894-1695, 1977-80)
10. .516 Curtis Ritchwood (314-609, 1985-86)

### SEASON (MINIMUM 150 ATTEMPTS)

1. .638 Marcus Hicks (162-254, 1999)
2. .633 Dwayne Curtis (212-335, 2008)



**Marshall Henderson set the NCAA record with 394 3-point attempts in 2012-13.**

3. .628 Fred Cox (152-242, 1974)
4. .622 Carlos Clark (251-403, 1982)
5. .594 Reginald Buckner (95-160, 2011)
6. .587 Reginald Buckner (125-213, 2013)
7. .581 Rahim Lockhart (165-284, 2000)
8. .578 John Stroud (277-479, 1979)
9. .569 Roger Steig (119-209, 1983)
10. .568 Dwayne Curtis (159-280, 2006)

### GAME (MINIMUM 20 ATTEMPTS)

1. .800 John Stroud vs. Alabama, 16-20 (2-24-79)
2. .786 Don Kessinger vs. Tulane, 22-28 (2-2-63)
3. .727 John Stroud vs. Memphis, 16-22 (12-26-78)
4. .714 John Stroud vs. Kentucky, 15-21 (2-5-79)
5. .667 Cob Jarvis vs. Florence St., 16-24 (12-15-52)

### GAME (MINIMUM 10 ATTEMPTS)

1. 1.000 Jarrell Evans vs. Abilene Christian, 12-12 (11-29-93)
2. .909 Rahim Lockhart vs. SE La., 10-11 (12-13-2000)
- .909 Carlos Clark vs. UAB, 10-11 (12-6-80)
- .909 Fred Cox vs. Florida, 10-11 (1-21-74)
- .909 Marcanvis Hymon vs. Towson, 10-11 (11-20-15)
6. .900 Devontae Shuler vs. Jackson St., 9-10 (12/10/2020)
- .900 Marcus Hicks vs. Villanova, 9-10 (3-12-99)
- .900 John Jackson vs. Houston Baptist, 9-10 (2-5-96)
- .900 Joe Kyles vs. Georgia, 9-10 (1-9-77)

## 3-POINT FIELD GOALS MADE

### CAREER

1. 334 Chris Warren (115 games, 2008-11)
2. 278 Aaron Harper (123 games, 2001-04)
3. 267 Marshall Henderson (66 games, 2013-14)
4. 249 Keith Carter (117 games, 1996-99)
5. 214 Joe Harvell (114 games, 1990-93)
6. 207 Breein Tyree (130 games, 2017-20)
7. 181 Stefan Moody (65 games, 2014-16)
8. 178 Devontae Shuler (124 games, 2018-21)
9. 176 Terence Davis (121 games (2016-19)

10. 163 Jason Harrison (132 games, 1999-02)

### SEASON

1. 138 Marshall Henderson (36 games, 2013)
2. 129 Marshall Henderson (30 games, 2014)
3. 111 Chris Warren (35 games, 2010)
4. 103 Stefan Moody (31 games, 2016)
- 103 Chris Warren (35 games, 2008)
6. 96 Clarence Sanders (34 games, 2007)
7. 95 Chris Warren (34 games, 2011)
8. 83 Aaron Harper (31 games, 2002)
9. 79 Joe Harvell (28 games, 1992)
10. 78 Stefan Moody (34 games, 2015)

### GAME

1. 10 Marshall Henderson vs. Oregon, 10-23 (12-8-13)
2. 9 Deandre Burnett vs. Oral Roberts (11-18-16)
3. 8 Breein Tyree vs. Middle Tennessee (12-14-19)
- 8 Stefan Moody vs. Alabama 8-17 (3-10-16)
- 8 Stefan Moody vs. Miss. State, 8-12 (2-19-15)
- 8 Marshall Henderson vs. Missouri, 8-15 (2-8-14)
- 8 Marshall Henderson vs. Tennessee, 8-19 (1-29-14)
- 8 Marshall Henderson vs. Auburn, 8-12 (2-23-13)
- 8 Chris Warren vs. So. Carolina, 8-15 (2-22-11)
- 8 Keith Carter vs. Prairie View, 8-10 (12-29-98)



**Chris Warren finished his career as the school record holder for 3-pointers in a career, season and game. He ranks fifth in Southeastern Conference history with 334 career triples.**

## 3-POINT FIELD GOALS ATTEMPTED

### CAREER

- 900 Chris Warren (115 games, 2008-11)
- 771 Marshall Henderson (66 games, 2013-2014)
- 720 Aaron Harper (123 games, 2001-04)
- 686 Keith Carter (117 games, 1996-99)
- 581 Breein Tyree (130 games, 2017-20)
- 528 Joe Harvell (114 games, 1990-93)
- 523 Devontae Shuler (124 games, 2018-21)
- 519 Terence Davis (121 games, 2016-19)
- 494 Stefan Moody (65 games, 2015-16)
- 454 Jason Harrison (132 games, 1999-2002)

### SEASON

- 394 Marshall Henderson (36 games, 2013)
- 377 Marshall Henderson (30 games, 2014)
- 279 Chris Warren (34 games, 2011)
- 275 Chris Warren (35 games, 2010)
- 272 Stefan Moody (31 games, 2016)
- 265 Chris Warren (35 games, 2008)
- 262 Clarence Sanders (34 games, 2007)
- 222 Stefan Moody (34 games, 2015)
- 220 Keith Carter (33 games, 1999)
- 217 David Huertas (30 games, 2009)



Four-year letterwinner Jarvis Summers ranks in the top-10 in school history in scoring, assists and free throws made.

### GAME

- 23 Marshall Henderson vs. Oregon, 10-23 (12-8-13)
- 19 Marshall Henderson vs. Miss. State, 7-19 (3-13-14)
- 19 Marshall Henderson vs. Tennessee, 8-19 (1-29-14)
- 18 Marshall Henderson vs. Miss. St., 3-18 (3-2-13)
- 17 Stefan Moody vs. Alabama, 8-17 (3-10-16)
- 16 Marshall Henderson vs. Georgia, 2-16 (3-14-13)
- 16 Marshall Henderson vs. Texas A&M, 5-16 (3-1-14)
- 16 Marshall Henderson vs. Florida, 5-16 (2-22-14)
- 16 Marshall Henderson vs. Indiana St., 7-16 (12-22-12)
- 16 Clarence Sanders vs. Miss. St., 4-16 (1-10-07)
- 15 Stefan Moody at Texas A&M, 5-15 (2-16-16)
- 15 Stefan Moody vs. Vanderbilt, 3-15 (2-6-16)
- 15 Marshall Henderson vs. Missouri, 8-15 (2-8-14)
- 15 Marshall Henderson vs. LaSalle, 4-15 (3-24-13)
- 15 Marshall Henderson vs. Tennessee, 6-15 (1-24-13)

## 3-POINT FIELD GOAL PERCENTAGE

### CAREER (MINIMUM 90 ATTEMPTS)

- .443 John Matthews, 54-122 (80 games, 1988-91)
- .409 Cullen Neal, 63-154 (36 games, 2016-17)
- .405 Joe Harvell, 214-528 (114 games, 1990-93)
- .397 Rod Barnes, 50-126 (58 games, 1986-88)
- .393 Kendrick Fox, 107-272 (112 games, 2002-05)
- .389 David Sanders, 72-185 (95 games, 2001-03)
- .386 Aaron Harper, 278-720 (123 games, 2001-04)
- .382 Todd Abernethy, 158-414 (122 games, 2004-07)
- .379 Ronnie Miller, 36-95 (58 games, 1986-88)
- .377 Gerald Glass, 87-231 (60 games, 1989-90)

### SEASON (MINIMUM 25 ATTEMPTS)

- .600 Keith Kessinger, 15-25 (1987)
- .507 David Sanders, 36-71 (2002)
- .500 Walsh Jordan, 17-34 (1994)
- .500 David Midlick, 15-30 (1989)
- .500 John Matthews, 30-60 (1990)

### GAME (MINIMUM 4 ATTEMPTS)

- 1.000 Devontae Shuler vs. Jackson St., 5-5 (12-10-2020)
- 1.000 Joe Harvell vs. Tennessee, 5-5 (3-9-90)
- 1.000 Eniel Polynice vs. UNO, 4-4 (11-30-06)
- 1.000 Kendrick Fox vs. Nicholls St., 4-4 (12-13-04)
- 1.000 LaTaryl Williams vs. VCU, 4-4 (12-7-99)
- 1.000 Robert Butler vs. So. Carolina, 4-4 (2-8-95)
- 1.000 Rod Barnes vs. Miss. St., 4-4 (2-14-87)
- .857 Josh Hayes vs. Troy St., 6-7 (12-18-00)
- .833 Deandre Burnett vs. Utah, 5-6 (11-20-18)
- .833 Zach Graham vs. Arkansas, 5-6 (3-5-11)
- .833 Jason Flanigan vs. MBC, 5-6 (12-30-00)

## FREE THROWS MADE

### CAREER

- 540 John Stroud (110 games, 1977-80)
- 463 Jarvis Summers (134 games, 2012-15)
- 419 Chris Warren (115 games, 2008-11)
- 409 Joe Gibbon (86 games, 1954-57)
- 403 Ken Turner (73 games, 1967-69)
- 401 Carlos Clark (118 games, 1980-83)
- 393 Ansu Sesay (110 games, 1995-98)
- 385 Cob Jarvis (68 games, 1952-54)
- 384 Breein Tyree (130 games, 2017-20)
- 382 Justin Reed (122 games, 2001-04)

### SEASON

- 233 John Stroud (30 games, 1980)
- 212 Stefan Moody (31 games, 2016)
- 193 Denver Brackeen (22 games, 1955)
- 192 Deandre Burnett (33 games, 2017)
- 191 Johnny Neumann (23 games, 1971)
- 177 Joe Gibbon (21 games, 1957)
- 168 Chris Warren (34 games, 2011)
- 166 Marshall Henderson (36 games, 2013)
- 162 Carlos Clark (31 games, 1983)
- 160 Sebastian Saiz (36 games, 2017)



In just two seasons as a Rebel, Stefan Moody ranked third in Ole Miss history with a 85.7 free throw percentage, sixth on the career scoring average list at 19.9 ppg and sixth with 181 3-pointers made.

### GAME

- 17 Carlos Clark vs. LSU, 17-21 (1-15-83)
- 17 Johnny Neumann vs. USM, 17-18 (12-15-70)
- 17 Joe Gibbon vs. Georgia, 17-18 (2-16-57)
- 17 Wayland Inman vs. EKV, 17-19 (12-16-55)
- 16 Ansu Sesay vs. Auburn, 16-17 (1-31-98)
- 16 Cecil Dowell vs. Tennessee, 16-18 (3-4-81)
- 16 Joe Gibbon vs. LSU, 16-19 (2-23-57)
- 15 Stefan Moody vs. Mississippi St., 15-18 (3-2-16)
- 15 Stefan Moody vs. Georgia, 15-18, (1-9-16)
- 15 Stefan Moody vs. Georgia Southern, 15-17 (11-16-15)
- 15 Cecil Dowell vs. Alabama St., 15-16 (3-17-83)
- 15 Denver Brackeen vs. Florida, 15-15 (2-21-55)

### CONSECUTIVE

- 37 David Rhodes (1972)
- 32 Stefan Moody (2015)

## FREE THROWS ATTEMPTED

### CAREER

- 695 John Stroud (110 games, 1977-80)
- 613 Cob Jarvis (68 games, 1952-54)
- 568 Joe Gibbon (86 games, 1954-57)

4. 543 Ansu Sesay (110 games, 1995-98)
5. 540 Justin Reed (122 games, 2001-04)
6. 521 Ken Turner (73 games, 1967-69)
7. 508 Carlos Clark (118 games, 1980-83)
8. 488 Breein Tyree (130 games, 2017-20)
9. 487 Chris Warren (115 games, 2008-11)
10. 480 Ivan Richmann (67 games, 1958-60)

## SEASON

1. 292 John Stroud (30 games, 1980)
2. 256 Stefan Moody (31 games, 2016)
3. 255 Denver Brackeen (22 games, 1955)
4. 254 Cob Jarvis (24 games, 1953)
5. 250 Johnny Neumann (23 games, 1971)
6. 235 Joe Gibbon (21 games, 1957)
7. 218 Deandre Burnett (33 games, 2017)
8. 216 Ansu Sesay (29 games, 1998)
9. 215 Sebastian Saiz (36 games, 2017)
- 215 Ivan Richmann (23 games, 1959)

## GAME

1. 28 Cob Jarvis vs. Arkansas, 14-28 (1-5-54)
2. 25 Ken Turner vs. Vanderbilt, 15-25 (2-12-69)
3. 21 Carlos Clark vs. LSU, 17-21 (1-15-83)
4. 20 Ansu Sesay vs. Arkansas, 14-20 (2-18-95)
5. 19 Justin Reed vs. Alabama, 14-19 (2-28-04)
- 19 Joe Gibbon vs. LSU, 16-19 (2-23-57)
7. 18 Devontae Shuler vs. Auburn (1-28-20)
- 18 Stefan Moody vs. Mississippi St., 15-18 (3-2-16)
- 18 Stefan Moody vs. Georgia, 15-18 (1-09-16)
- 18 Cecil Dowell vs. Tennessee, 16-18 (3-4-81)
- 18 Johnny Neumann vs. Baylor, 12-18 (12-29-70)
- 18 Johnny Neumann vs. USM, 17-18 (12-15-70)

## FREE THROW PERCENTAGE

### CAREER (MINIMUM 200 ATTEMPTS)

1. .877 David Rhodes, 179-204 (1971-73)
2. .860 Chris Warren, 419-487 (2008-11)
3. .857 Stefan Moody, 361-421 (2014-16)
- .857 Marshall Henderson, 264-308 (2013-14)
5. .846 Deandre Burnett, 325-384 (2017-18)
6. .829 Jack Waters, 300-362 (1959-61)
7. .827 Dave Shepherd, 177-214 (1974-75)
8. .8204 Don Kessinger, 329-401 (1962-64)
9. .8196 Jason Harrison, 359-438 (1999-2002)
10. .805 Rod Barnes, 231-287 (1985-88)

### SEASON (MINIMUM 90 ATTEMPTS)

1. .928 \*Chris Warren, 168-181 (2011)
2. .903 Stefan Moody, 149-165 (2015)
3. .901 David Rhodes, 82-91 (1972)
4. .883 Marshall Henderson, 166-188 (2013)
5. .881 Deandre Burnett, 192-218 (2017)
6. .873 Jack Waters, 103-118 (1960)
7. .871 Zach Graham, 108-124 (2011)
8. .860 Jason Harrison, 92-107 (2002)
9. .849 David Rhodes, 79-93 (1971)
10. .844 Don Kessinger, 103-122 (1963)

### GAME (MINIMUM 11 ATTEMPTS)

1. 1.000 Denver Brackeen vs. Florida, 15-15 (2-21-55)
- 1.000 Marshall Henderson vs. Georgia, 14-14, (2-16-13)
- 1.000 Breein Tyree vs. Alabama, 12-12, (2-22-20)
- 1.000 Chris Warren vs. Texas St., 12-12 (12-22-10)
- 1.000 Don Kessinger vs. Tulane, 12-12 (2-2-63)
- 1.000 Don Kessinger vs. Tennessee, 12-12 (2-12-62)

- 1.000 Jack Waters vs. Miss. St., 12-12 (3-4-61)
- 1.000 Ivan Richmann vs. Tulane, 12-12 (1-30-60)
- 1.000 Jack Waters vs. Alabama, 12-12 (1-2-60)
- 1.000 Denver Brackeen vs. Georgia, 12-12 (12-19-53)
- 1.000 Sebastian Saiz at Mississippi St., 11-11 (2-21-17)
- 1.000 Justin Reed vs. So. Carolina, 11-11 (1-31-04)
- 1.000 Ervin Garnes vs. LSU, 11-11 (3-5-94)

## REBOUNDS

### CAREER

1. 1,093 Murphy Holloway (132 games, 2009-13)
2. 1,008 Sebastian Saiz (129 games, 2014-17)
3. 945 Walter Actwood (103 games, 1974-77)
4. 880 Reginald Buckner (132 games, 2010-13)
5. 828 Elston Turner (113 games, 1978-81)
6. 827 Joe Gibbon (86 games, 1954-57)
7. 826 John Stroud (110 games, 1977-80)
8. 780 Rahim Lockhart (123 games, 1998-2001)
9. 774 Dwayne Curtis (90 games, 2006-08)
10. 766 Justin Reed (122 games, 2001-04)



**Murphy Holloway broke Walter Actwood's school rebounding mark in 2012-13 and ranks 15th in SEC history with 1,093 career boards.**

### SEASON

1. 409 Sebastian Saiz (36 games, 2017)
2. 350 Murphy Holloway (36 games, 2013)
3. 337 Dwayne Curtis (35 games, 2008)
4. 306 Denver Brackeen (22 games, 1955)
5. 296 Joe Gibbon (21 games, 1957)
6. 295 Walter Actwood (26 games, 1975)
7. 282 Rahim Lockhart (35 games, 2001)
8. 279 Murphy Holloway (31 games, 2012)
9. 278 Rahim Lockhart (33 games, 2000)
10. 271 Reginald Buckner (36 games, 2013)

### GAME

1. 25 Ivan Richmann vs. Tulane (2-22-58)
2. 24 Joe Gibbon vs. Georgia (2-16-57)
3. 23 Sterling Ainsworth vs. Ark. St. (12-5-60)

4. 22 Walter Actwood vs. ISU-Evansville (12-1-75)
- 22 Denver Brackeen vs. LSU (2-28-55)
- 22 Denver Brackeen vs. Vanderbilt (1-17-55)
7. 21 Jerry Brawner vs. Texas (12-5-66)
- 21 Ivan Richmann vs. Chattanooga (2-9-60)
- 21 James Miller vs. Miss. St. (1-30-56)
10. 20 Murphy Holloway vs. Auburn (2-24-10)
- 20 Walter Actwood vs. LSU (3-8-75)
- 20 Jimmie Graves vs. LSU (2-23-57)
- 20 Joe Gibbon vs. Kentucky (2-8-57)

## REBOUNDING AVERAGE

### CAREER

1. 12.1 Denver Brackeen (42 games, 1954-55)
2. 9.9 Coolidge Ball (76 games, 1972-74)
3. 9.62 Joe Gibbon (86 games, 1954-57)
4. 9.59 Fred Cox (76 games, 1972-74)
5. 9.4 Ivan Richmann (67 games, 1958-60)
6. 9.2 Walter Actwood (103 games, 1974-77)
7. 8.9 Jerry Brawner (70 games, 1967-69)
8. 8.6 Dwayne Curtis (90 games, 2006-08)
9. 8.3 Murphy Holloway (132 games, 2008-13)
10. 8.10 Louis Griffin (68 games, 1958-60)

### SEASON

1. 14.1 Joe Gibbon (21 games, 1957)
2. 13.9 Denver Brackeen (22 games, 1955)
3. 11.4 Sebastian Saiz (36 games, 2017)
4. 11.3 Walter Actwood (26 games, 1975)
5. 10.8 Fred Cox (25 games, 1972)
6. 10.4 Ivan Richmann (20 games, 1960)
7. 10.3 Coolidge Ball (25 games, 1972)
8. 10.10 Denver Brackeen (20 games, 1954)
9. 10.09 Sterling Ainsworth (23 games, 1961)
10. 10.08 Bill Bolton (24 games, 1963)



**A four-year letterman for the Rebels from Madrid, Spain, Sebastian Saiz became just the seventh player in SEC history with 1,000 points, 1,000 rebounds and 100 blocked shots.**

## ASSISTS

### CAREER

- 830 \*Sean Tuohy (117 games, 1979-82)
- 530 Jarvis Summers (134 games, 2012-15)
- 456 Rod Barnes (103 games, 1985-88)
- 452 Chris Warren (115 games, 2008-11)
- 431 Todd Abernethy (122 games, 2004-07)
- 427 Jason Harrison (132 games, 1999-2002)
- 378 Henry Jackson (105 games, 1976-79)
- 370 Michael White (117 games, 1996-99)
- 362 Bob Mahoney (74 games, 1973-75)
- 329 Devontae Shuler (124 games, 2018-21)

## SEASON

- 260 \*Sean Tuohy (30 games, 1980)
- 215 Sean Tuohy (30 games, 1982)
- 187 Sean Tuohy (30 games, 1981)
- 182 Todd Abernethy (33 games, 2007)
- 175 Rod Barnes (29 games, 1987)
- 168 Sean Tuohy (27 games, 1979)
- 160 Jarvis Summers (33 games, 2015)
- 156 Chris Warren (35 games, 2008)
- 153 Rod Barnes (29 games, 1986)
- 147 Bob Mahoney (26 games, 1975)

## GAME

- 15 Sean Tuohy vs. Auburn (1-26-80)
- 14 Sean Tuohy vs. Miss. St. (2-16-80)
- 13 Sean Tuohy vs. Virginia Tech (3-15-82)
- 13 Rod Barnes vs. Florida (1-11-86)
- 12 Jarvis Summers vs. Illinois St. (3-14-12)
- 12 Sean Tuohy vs. LSU (2-21-80)
- 12 Sean Tuohy vs. Kentucky (2-29-80)
- 12 Sean Tuohy vs. Auburn (1-13-79)
- 12 Sean Tuohy vs. Dayton (12-20-80)
- 11 Todd Abernethy vs. LSU (2-14-07)
- 11 Edmond Fitzgerald vs. Oral Roberts (2-13-93)
- 11 Rod Barnes vs. Vanderbilt (2-9-87)
- 11 Rod Barnes vs. Miss. College (12-18-86)
- 11 Sean Tuohy vs. Alabama (2-2-80)
- 11 Sean Tuohy vs. Tennessee (1-30-80)
- 11 Sean Tuohy vs. Mercer (11-30-79)
- 11 Sean Tuohy vs. Alabama (2-24-79)
- 11 Bob Mahoney vs. Georgia (2-3-75)
- 11 Bob Mahoney vs. Auburn (1-6-75)

## ASSISTS AVERAGE

### CAREER

- 7.1 Sean Tuohy (117 games, 1979-82)
- 5.15 Jarvis Summers (134 games, 2012-15)
- 4.9 Bob Mahoney (74 games, 1973-75)
- 4.43 Rod Barnes (103 games, 1985-88)
- 4.36 Dave Shepherd (50 games, 1974-75)
- 3.9 Chris Warren (115 games, 2008-11)
- 3.6 Henry Jackson (105 games, 1976-79)
- 3.53 Todd Abernethy (122 games, 2004-07)
- 3.52 Deandre Burnett (64 games, 2017-18)
- 3.28 Stefan Moody (65 games, 2014-16)

### SEASON

- 8.7 Sean Tuohy (30 games, 1980)
- 7.2 Sean Tuohy (30 games, 1982)
- 6.23 Sean Tuohy (30 games, 1981)
- 6.22 Sean Tuohy (27 games, 1979)
- 6.0 Rod Barnes (29 games, 1987)
- 5.7 Bob Mahoney (26 games, 1975)
- 5.5 Todd Abernethy (33 games, 2007)
- 5.3 Rod Barnes (29 games, 1986)

- 4.88 Bob Mahoney (26 games, 1973)
- 4.85 Cedric Brim (27 games, 1995)

## BLOCKED SHOTS

### CAREER

- 326 Reginald Buckner (132 games, 2010-13)
- 180 Sean Murphy (117 games, 1988-91)
- 139 Aaron Jones (105 games, 2012-15)
- 132 Rahim Lockhart (123 games, 1998-2001)
- 127 Sebastian Saiz (129 games, 2014-17)
- 114 Johnnie Rogers (54 games, 1996-1999)
- 113 Terrance Henry (132 games, 2008-12)
- 108 David Dean (50 games, 1992-94)
- 99 Ansu Sesay (110 games, 1995-98)
- 97 Marcanvis Hymon (106 games (2015-18))

### SEASON

- 98 Reginald Buckner (36 games, 2013)
- 95 Reginald Buckner (34 games, 2011)
- 69 Reginald Buckner (32 games, 2012)
- 69 Aaron Jones (33 games, 2014)
- 64 Reginald Buckner (31 games, 2010)
- 56 David Dean (28 games, 1993)
- 52 David Dean (22 games, 1994)
- 49 Rahim Lockhart (35 games, 2001)
- 49 Sean Murphy (28 games, 1991)
- 48 Johnnie Rogers (29 games, 1998)

### GAME

- 8 Reginald Buckner vs. Arkansas (2-5-11)
- 8 Ansu Sesay vs. Miss. St. (2-19-97)
- 7 Reginald Buckner vs. Arkansas (3-5-11)
- 7 Reginald Buckner vs. ETSU (12-18-10)
- 7 David Dean vs. Alabama (2-20-93)



Reginald Buckner ranks fifth in SEC history with 326 career blocked shots.

- 7 Sean Murphy vs. Christian Bros. (11-25-88)
- 6 Sebastian Saiz vs. Bradley (12-19-2016)
- 6 Reginald Buckner vs. Fordham (1-4-13)
- 6 Reginald Buckner vs. MVSU (12-10-11)
- 6 Reginald Buckner vs. LSU (1-22-11)
- 6 Terrance Henry vs. UCF (1-5-10)
- 6 Johnnie Rogers vs. La. Tech (11-19-97)
- 6 Johnnie Rogers vs. Davidson (12-2-96)
- 6 David Dean vs. So. Carolina (3-10-94)
- 6 Sean Murphy vs. Florida (2-2-91)

## STEALS

### CAREER

- 211 Jason Smith (118 games, 1996-99)
- 194 Murphy Holloway (132 games, 2009-13)
- 185 Devontae Shuler (124 games, 2018-21)
- 179 Eric Laird (110 games, 1982-85)
- 172 Jason Harrison (132 games, 1999-2002)
- 159 Gerald Glass (60 games, 1989-90)
- 157 Joe Ayers (112 games, 1984-87)
- 155 Elston Turner (113 games, 1978-81)
- 154 Rod Barnes (103 games, 1985-88)
- 148 Rahim Lockhart (123 games, 1998-2001)

### SEASON

- 89 Gerald Glass (30 games, 1989)
- 73 Jason Smith (33 games, 1999)
- 70 Gerald Glass (30 games, 1990)
- 58 Murphy Holloway (36 games, 2013)
- 58 Rod Barnes (29 games, 1988)
- 57 Stefan Moody (34 games, 2015)
- 56 Devontae Shuler (33 games, 2019)
- 55 Rahim Lockhart (33 games, 2000)
- 55 Ervin Garnes (27 games, 1994)
- 55 Eric Laird (28 games, 1984)

### GAME

- 8 Gerald Glass vs. Christian Bros. (11-25-88)
- 8 Eric Laird vs. DePaul (3-25-83)
- 7 Terence Davis vs. Texas A&M (2-6-2019)
- 7 Rasheed Brooks vs. LSU (2-14-2017)
- 7 Justin Reed vs. Auburn (2-3-01)
- 7 Jason Smith vs. Florida (1-7-98)
- 7 Coolidge Ball vs. Alabama (2-16-74)
- 6 21 players tied

## GAMES PLAYED

### CAREER

- 135 Zach Graham (2008-11)
- 134 Jarvis Summers (2012-15)
- 132 Reginald Buckner (2010-13)
- 132 Murphy Holloway (2009-13)
- 132 Terrance Henry (2009-12)
- 132 Jason Harrison (1999-2002)
- 130 Breein Tyree (2017-20)
- 129 Sebastian Saiz (2014-17)
- 128 Emmanuel Wade (2000-03)
- 127 Jason Flanigan (1998-2001)

### SEASON

- 36 Terence Davis, Justas Furmanavicius, Marcanvis Hymon, Cullen Neal, Terence Davis (2017);



- Reginald Buckner, Marshall Henderson, Murphy Holloway, LaDarius White (2013)
- 35 DeAundre Cranston, Trevor Gaskins, Zach Graham, Chris Warren, Terrico White (2010); Dwayne Curtis, Trevor Gaskins, Zach Graham, David Huertas, Chris Warren, Kenny Williams (2008); Jason Flanigan, Aaron Harper, Jason Harrison, Rahim Lockhart, Justin Reed, David Sanders, Emmanuel Wade (2001)
- 34 Breein Tyree (2017); Stefan Moody, LaDarius White, M.J. Rhett, Dwight Coleby, Martavious Newby, Terence Smith (2015), Jarvis Summers, Nick Williams (2013); Terrance Henry, Jarvis Summers, Nick Williams (2012); Zach Graham, Terrance Henry, Dundrecous Nelson, Chris Warren, Nick Williams (2011); Murphy Holloway (2010); Eniel Polynice (2008); Jason Holmes, Richard Kirklin (2001)

## WINS

### CAREER

- 1. 87 Martavious Newby (2012-16)
- 87 Reginald Buckner (2010-13)
- 87 Jason Flanigan (1998-2001)
- 4. 86 Jason Harrisons (1999-2002)
- 5. 85 Murphy Holloway (2009-13)
- 6. 84 Jarvis Summers (2012-15)

## MINUTES PLAYED

### CAREER

- 1. 4,109 Elston Turner (113 games, 1978-81)
- 2. 4,039 Sean Tuohy (117 games, 1979-82)
- 3. 4,028 Carlos Clark (118 games, 1980-83)
- 4. 3,955 John Stroud (110 games, 1977-80)
- 5. 3,832 Eric Laird (110 games, 1982-85)
- 6. 3,812 Chris Warren (115 games, 2008-11)
- 7. 3,719 Keith Carter (117 games, 1996-99)
- 8. 3,674 Joe Harvell (114 games, 1990-93)
- 3,674 Murphy Holloway (132 games, 2009-13)
- 10. 3,634 Breein Tyree (130 games, 2017-20)

### SEASON

- 1. 1,207 Carlos Clark (31 games, 1983)
- 2. 1,200 Sebastian Saiz (36 games, 2017)
- 3. 1,192 Carlos Clark (30 games, 1982)
- 4. 1,185 Chris Warren (34 games, 2011)
- 5. 1,152 Chris Warren (35 games, 2010)
- 6. 1,134 Marshall Henderson (36 games, 2013)
- 7. 1,133 Eric Laird (31 games, 1983)
- 8. 1,131 Murphy Holloway (36 games, 2013)
- 1,131 Sean Tuohy (30 games, 1982)
- 10. 1,123 Keith Carter (33 games, 1999)
- 1,123 John Stroud (30 games, 1980)

### GAME

- 1. 60 Carlos Clark vs. Vanderbilt (2-17-82)
- 2. 59 Sean Tuohy vs. Vanderbilt (2-17-82)
- 3. 58 Gerald Glass vs. Miss. State (1-24-90)
- 4. 54 Roger Stieg vs. Vanderbilt (2-17-82)
- 5. 49 Blake Hinson vs. Auburn (1-28-20)
- 49 Joe Harvell vs. Miss. State (1-24-90)

## DOUBLE-DOUBLES

### CAREER

- 1. 45 Joe Gibbon (86 games, 1954-57)
- 2. 39 Murphy Holloway (96 games, 2009-13)
- 3. 37 Coolidge Ball (76 games, 1972-74)
- 4. 34 Dwayne Curtis (90 games, 2006-08)
- 5. 32 Sebastian Saiz (129 games, 2014-17)
- 32 Denver Brackeen (42 games, 1954-55)
- 7. 31 John Stroud (110 games, 1977-80)
- 8. 28 Ivan Richmann (67 games, 1958-60)
- 9. 27 Fred Cox (76 games, 1972-74)
- 10. 22 Rahim Lockhart (123 games, 1998-2001)

### SEASON

- 1. 23 Sebastian Saiz (36 games, 2017)
- 2. 20 Denver Brackeen (22 games, 1955)
- 3. 19 Joe Gibbon (21 games, 1957)
- 4. 18 Dwayne Curtis (35 games, 2008)
- 5. 15 Coolidge Ball (25 games, 1972)
- 15 Fred Cox (25 games, 1972)
- 7. 14 Murphy Holloway (36 games, 2013)
- 14 Joe Gibbon (22 games, 1956)
- 9. 13 Rahim Lockhart (33 games, 2000)
- 13 John Stroud (27 games, 1979)
- 13 Walter Actwood (26 games, 1975)
- 13 Sterling Ainsworth (23 games, 1961)

## CONSECUTIVE DOUBLE-FIGURE SCORING GAMES

### CAREER

- 1. 61 John Stroud (1978-80)
- 2. 59 Gerald Glass (1988-90)
- 3. 53 Ansu Sesay (1997-98)
- 4. 37 Carlos Clark (1982-83)
- 5. 36 Jack Waters (1960-61)
- 6. 35 Denver Brackeen (1954-55)
- 35 Cob Jarvis (1952-54)
- 8. 34 Marshall Henderson (2013-14)
- 9. 33 Joe Harvell (1990-92)
- 33 Don Kessinger (1963-64)
- 33 Stefan Moody (2014-16)

## CONSECUTIVE GAMES WITH A 3-POINTER

### CAREER

- 1. 66 Marshall Henderson (2013-14)
- 2. 46 Chris Warren (2010-11)
- 3. 41 Aaron Harper (2001-03)

## RECORDS BY CLASS

### FRESHMAN RECORDS

#### POINTS SCORED

- 1. 554 Chris Warren (35 games, 2008)
- 2. 425 Terrico White (31 games, 2009)
- 3. 395 Joe Harvell (30 games, 1990)
- 4. 394 Tim Jumper (29 games, 1988)
- 5. 385 Justin Reed (35 games, 2001)

**SCORING AVG** - 15.8, Chris Warren (35 games, 2008)

**3-POINT FGS** - 103, Chris Warren (35 games, 2008)

**REBOUNDS** - 213, Walter Actwood (25 games, 1974)

**ASSISTS** - 168, Sean Tuohy (27 games, 1979)

**BLOCKS** - 64, Reginald Buckner (31 games, 2010)

**STEALS** - 47, Elston Turner (27 games, 1978)

### SOPHOMORE RECORDS

#### POINTS SCORED

- 1. 923 Johnny Neumann (23 games, 1971)
- 2. 536 Don Kessinger (25 games, 1962)
- 3. 535 Terence Davis (36 games, 2017)
- 4. 530 Terrico White (35 games, 2010)
- 5. 488 Joe Harvell (28 games, 1991)
- 488 John Stroud (26 games, 1978)

**SCORING AVG** - 40.1, Johnny Neumann (23 games, 1971)

**3-POINT FGS** - 83, Aaron Harper (31 games, 2002)

**REBOUNDS** - 295, Walter Actwood (26 games, 1975)

**ASSISTS** - 260, Sean Tuohy (30 games, 1980)

**BLOCKS** - 95, Reginald Buckner (33 games, 2011)

**STEALS** - 56, Devontae Shuler (33 games, 2019)

### JUNIOR RECORDS

#### POINTS SCORED

- 1. 841 Gerald Glass (30 games, 1989)
- 2. 722 Marshall Henderson (36 games, 2013)
- 3. 709 John Stroud (27 games, 1979)
- 4. 699 Joe Harvell (28 games, 1992)
- 5. 634 Carlos Clark (30 games, 1982)

**SCORING AVG** - 28.0, Gerald Glass (30 games, 1989)

**3-POINT FGS** - 138, Marshall Henderson (36 games, 2013)

**REBOUNDS** - 279, Murphy Holloway (31 games, 2012)

**ASSISTS** - 187, Sean Tuohy (30 games, 1981)

**BLOCKS** - 69, Reginald Buckner (32 games, 2012)

69, Aaron Jones (33 games, 2014)

**STEALS** - 89, Gerald Glass (30 games, 1989)

### SENIOR RECORDS

#### POINTS SCORED

- 1. 755 John Stroud (30 games, 1979)
- 2. 731 Stefan Moody (31 games, 2016)
- 3. 723 Gerald Glass (30 games, 1990)
- 4. 649 Chris Warren (34 games, 2011)
- 5. 632 Carlos Clark (31 games, 1983)

**SCORING AVG** - 30.1, Joe Gibbon (21 games, 1957)

**3-POINT FGS** - 129, Marshall Henderson (30 games, 2014)

**REBOUNDS** - 409, Sebastian Saiz (36 games, 2017)

**ASSISTS** - 215, Sean Tuohy (30 games, 1982)

**BLOCKS** - 98, Reginald Buckner (36 games, 2013)

**STEALS** - 73, Jason Smith (33 games, 1999)

## ANNUAL LEADERS

### SCORING

Season	Player	G	Pts	Avg
2020-21	Devontae Shuler	27	412	15.3
2019-20	Breelin Tyree	31	610	19.7
2018-19	Breelin Tyree	33	591	17.9
2017-18	Terence Davis	32	440	13.8
2016-17	Deandre Burnett	33	543	16.5
	Sebastian Saiz	36	543	15.1
2015-16	Stefan Moody	31	731	23.6
2014-15	Stefan Moody	34	563	16.6
2013-14	Marshall Henderson	30	571	19.0
2012-13	*Marshall Henderson	36	722	20.1
2011-12	Terrance Henry	34	424	12.5
2010-11	Chris Warren	34	649	19.1
2009-10	Chris Warren	35	602	17.2
2008-09	David Huertas	30	542	18.1
2007-08	Chris Warren	35	554	15.8
2006-07	Clarence Sanders	34	548	16.1
2005-06	Dwayne Curtis	29	393	13.6
2004-05	Tommie Eddie	30	340	11.3
2003-04	*Justin Reed	28	517	18.5
2002-03	Justin Reed	28	430	15.4
2001-02	Justin Reed	31	453	14.6
2000-01	Rahim Lockhart	35	456	13.0
1999-2000	Marcus Hicks	33	471	14.3
1998-99	Keith Carter	33	542	16.4
1997-98	Ansu Sesay	29	540	18.6
1996-97	Ansu Sesay	29	429	14.8
1995-96	Keith Carter	27	372	13.8
1994-95	David Johnson	22	297	13.5
1993-94	David Johnson	27	407	15.1

1992-93	Joe Harvell	28	496	17.7
1991-92	*Joe Harvell	28	699	25.0
1990-91	Joe Harvell	28	488	17.4
1989-90	Gerald Glass	30	723	24.1
1988-89	Gerald Glass	30	841	28.0
1987-88	Rod Barnes	29	551	19.0
1986-87	Joe Ayers	29	398	13.7
1985-86	Eric Smith	28	507	17.5
1984-85	Curtis Ritchwood	27	387	14.3
1983-84	Eric Laird	28	488	17.3
1982-83	Carlos Clark	31	632	20.4
1981-82	Carlos Clark	30	634	21.1
1980-81	Elston Turner	29	598	20.6
1979-80	*John Stroud	30	755	25.2
1978-79	*John Stroud	27	709	26.3
1977-78	John Stroud	27	488	18.1
1976-77	John Billips	27	466	17.3
1975-76	Eugene Harris	27	400	14.8
1974-75	Dave Shepherd	26	537	20.7
1973-74	Dave Shepherd	24	344	14.3
1972-73	Fred Cox	26	370	14.2
1971-72	Coolidge Ball	25	421	16.8
1970-71	*%Johnny Neumann	23	923	40.1
1969-70	Ron Coleman	24	499	20.8
1968-69	Ken Turner	24	468	19.5
1967-68	Ken Turner	24	332	13.8
1966-67	Jerry Brawner	25	363	14.5
1965-66	Mickey Williams	23	279	12.1
1964-65	Eddie Dunn	24	262	10.9
1963-64	Donnie Kessinger	22	516	23.5
1962-63	Donnie Kessinger	23	501	21.8
1961-62	Donnie Kessinger	25	536	21.4
1960-61	Jack Waters	23	468	20.3
1959-60	Jack Waters	23	460	20.0
1958-59	Jack Waters	24	446	18.6
1957-58	Carlton Garner	23	414	18.0
1956-57	*Joe Gibbon	21	631	30.0
1955-56	Joe Gibbon	22	488	22.2
1954-55	*Denver Brackeen	22	599	27.2
1953-54	Denver Brackeen	20	441	22.1
1952-53	Cob Jarvis	24	557	23.2
1951-52	Cob Jarvis	26	403	15.5
1950-51	Ken Robbins	24	269	11.2
1949-50	R.B. Reeves	25	388	15.5
1948-49	Jack Marshall	21	283	13.5
1947-48	Jack Marshall	23	280	12.2
1946-47	Harold Kelly	20	187	9.4
1945-46	Jack Marshall	19	177	9.3
1944-45	Maxie McMullen	22	417	19.0
1943-44	NO GAMES SCHEDULED, WW II			
1942-43	Ray Poole	18	222	12.3
1941-42	Harry Simpson	13	120	9.2
1940-41	Burnell Egger	20	221	11.1
1939-40	*Burnell Egger	18	258	14.3
1938-39	Burnell Egger	26	273	10.5
1937-38	*B.L. Graham	27	473	17.5
1936-37	B.L. Graham	18	279	15.5

2012-13	*Murphy Holloway	36	350	9.7
2011-12	Murphy Holloway	31	279	9.0
2010-11	Reginald Buckner	33	212	6.4
2009-10	Murphy Holloway	34	259	7.6
2008-09	Murphy Holloway	31	205	6.6
2007-08	Dwayne Curtis	35	337	9.6
2006-07	Dwayne Curtis	26	216	8.3
2005-06	Dwayne Curtis	29	221	7.6
2004-05	Londrick Nolen	31	135	4.4
	Tommie Eddie	30	131	4.4
2003-04	Justin Reed	28	209	6.3
2002-03	Justin Reed	28	147	5.3
2001-02	Justin Reed	31	205	6.6
2000-01	Rahim Lockhart	35	282	8.1
1999-2000	Rahim Lockhart	33	278	8.4
1998-99	Jason Smith	33	184	5.6
1997-98	Ansu Sesay	29	221	7.6
1996-97	Ansu Sesay	29	229	7.9
1995-96	Anthony Boone	24	149	6.2
1994-95	John Jackson	27	137	5.1
1993-94	Jarrell Evans	27	177	6.6
1992-93	Jarrell Evans	28	171	6.1
1991-92	Joe Harvell	28	166	5.9
1990-91	Sean Murphy	28	170	6.1
1989-90	Gerald Glass	30	229	7.6
1988-89	Gerald Glass	30	255	8.5
1987-88	Charles Prater	29	201	6.9
1986-87	Eric Smith	29	232	8.0
1985-86	Eric Smith	28	196	6.8
1984-85	Curtis Ritchwood	27	201	7.4
1983-84	Sylvester Kincheon	28	94	3.4
1982-83	Michael Partridge	31	179	5.8
1981-82	Roger Stieg	30	151	5.0
1980-81	Elston Turner	29	236	8.1
1979-80	John Stroud	30	216	7.2
1978-79	John Stroud	27	247	9.2
1977-78	John Stroud	27	230	8.5
1976-77	John Billips	27	265	9.8
1975-76	Eugene Harris	27	265	9.8
1974-75	Walter Actwood	26	295	11.3
1973-74	Coolidge Ball	25	246	9.8
1972-73	Fred Cox	26	254	9.8
1971-72	Fred Cox	25	270	10.8
1970-71	Jim Farr	26	177	6.8
1969-70	Tom Butler	25	225	9.0
1968-69	Jerry Brawner	24	210	8.8
1967-68	Jerry Brawner	21	185	8.8
1966-67	Jerry Brawner	25	230	9.2
1965-66	Mickey Williams	23	208	9.1
1964-65	Jim Robbins	25	122	4.9
1963-64	Ron Davidson	22	192	8.7
1962-63	Bill Bolton	24	242	10.1
1961-62	Bill White	25	222	8.9
1960-61	Sterling Ainsworth	23	232	10.1
1959-60	Ivan Richmann	20	207	10.4
1958-59	Louis Griffin	24	230	9.6
1957-58	Louis Griffin	24	230	9.6
1956-57	Joe Gibbon	21	296	14.1
1955-56	Joe Gibbon	22	220	10.0
1954-55	Denver Brackeen	22	306	13.9
1953-54	Denver Brackeen	20	202	10.1
1952-53	Ralph Ross	25	230	9.2

### REBOUNDING

Season	Player	G	Rebounds	Avg
2020-21	Luis Rodriguez	28	176	6.3
2019-20	KJ Buffen	32	196	6.1
2018-19	Terence Davis	33	191	5.8
2017-18	Terence Davis	32	198	6.2
2016-17	*Sebastian Saiz	36	409	11.4
2015-16	Sebastian Saiz	31	227	8.7
2014-15	Sebastian Saiz	34	186	5.5
2013-14	Aaron Jones	33	217	6.6

### FIELD GOAL PERCENTAGE

(minimum 150 attempts)

Season	Player	G	FGM-FGA	Pct
2020-21	Romello White	28	122-188	64.9
2019-20	Khadim Sy	31	106-202	52.5



Justin Reed is one of eight players to lead Ole Miss in scoring in three different seasons. No Rebel has ever led the team in scoring four times.

2018-19	Bruce Stevens	33	107-212	50.5
2017-18	Bruce Stevens	32	121-235	51.5
2016-17	Terence Davis	36	200-415	48.2
2015-16	Marcanvis Hymon	32	78-149	52.3
2014-15	Sebastian Saiz	34	104-180	57.8
2013-14	Jarvis Summers	33	190-391	48.6
2012-13	*Reginald Buckner	36	125-213	58.7
2011-12	Reginald Buckner	32	85-160	53.1
2010-11	Reginald Buckner	33	95-160	59.4
2009-10	Murphy Holloway	34	150-268	56.0
2008-09	Murphy Holloway	31	108-197	54.8
2007-08	*Dwayne Curtis	35	212-335	63.3
2006-07	Kenny Williams	34	107-195	54.9
2005-06	Dwayne Curtis	29	159-280	56.8
2004-05	Tommie Eddie	30	130-232	56.0
2003-04	Justin Reed	28	193-416	46.6
2002-03	Derrick Allen	29	92-184	50.0
2001-02	David Saunders	31	124-226	54.9
2000-01	Rahim Lockhart	35	184-332	55.4
1999-2000	Rahim Lockhart	33	165-284	58.1
1998-99	Marcus Hicks	33	162-254	63.8
1997-98	Keith Carter	29	144-294	49.0
1996-97	Jason Smith	29	136-251	54.2
1995-96	Jason Smith	27	106-201	52.7
1994-95	J.J. Sims	27	103-194	53.1
1993-94	David Dean	22	86-161	53.4
1992-93	Jarrell Evans	28	81-154	52.6
1991-92	Kelvin Scales	28	111-218	50.9
1990-91	Joe Harvell	28	198-438	45.2
1989-90	Gerald Glass	30	284-580	49.0
1988-89	Gerald Glass	30	326-613	53.2
1987-88	Rod Barnes	29	207-423	48.9
1986-87	Ronnie Sims	29	110-209	52.6
1985-86	Curtis Ritchwood	26	148-265	55.8
1984-85	Curtis Ritchwood	27	166-344	48.3
1983-84	George Buckner	16	74-151	49.0
1982-83	Roger Steig	31	119-209	56.9
1981-82	Carlos Clark	30	251-403	62.2
1980-81	Carlos Clark	28	154-289	53.3
1979-80	John Stroud	30	261-469	55.7
1978-79	John Stroud	27	277-479	57.8
1977-78	John Stroud	27	207-426	48.6
1976-77	John Billips	27	199-391	50.9
1975-76	Eugene Harris	27	181-388	46.6
1974-75	Matt Meibers	26	154-324	47.5
1973-74	Fred Cox	25	152-242	62.8
1972-73	Fred Cox	26	148-296	50.0
1971-72	Fred Cox	25	148-281	52.7
1970-71	Duaine Boucher	24	90-161	55.9
1969-70	Charlie Ward	25	99-215	46.0
1968-69	Jerry Brawner	24	125-232	53.9
1967-68	Dale Stevens	23	74-176	42.0
1966-67	Jerry Brawner	25	134-264	50.7
1965-66	Mickey Williams	23	99-237	41.8
1964-65	Fred Stanley	25	95-229	41.5
1963-64	Ron Davidson	22	125-285	43.9
1962-63	Bill Bolton	24	107-225	47.6
1961-62	Bill White	25	101-194	52.1
1960-61	Jack Waters	23	183-410	44.6
1959-60	Ivan Richmann	19	96-197	48.7
1958-59	Ivan Richmann	24	107-219	48.9
1957-58	Ivan Richmann	24	84-200	42.0
1956-57	Joe Gibbon	21	227-548	41.4
1955-56	Joe Gibbon	22	191-433	44.1
1954-55	Denver Brackeen	22	203-459	44.2
1953-54	Denver Brackeen	20	147-299	49.2
1952-53	Cob Jarvis	24	204-427	47.8
1951-52	Ken Robbins	26	154-387	39.8
1950-51	R.B. Reeves	24	108-273	39.6
1949-50	R.B. Reeves	25	124-342	36.3
1948-49	R.B. Reeves	21	102-249	41.0

## 3-POINT FIELD GOALS MADE

Season	Player	G	3PM	3PA
2020-21	Devontae Shuler	27	53	156
2019-20	Breein Tyree	31	64	178
2018-19	Breein Tyree	33	69	184
2017-18	Terence Davis	32	59	186
2016-17	Deandre Burnett	33	73	194
2015-16	Stefan Moody	31	103	272
2014-15	Stefan Moody	34	78	222
2013-14	*Marshall Henderson	30	129	377
2012-13	*Marshall Henderson	36	138	394
2011-12	Nick Williams	34	38	118
2010-11	Chris Warren	34	95	279
2009-10	*Chris Warren	35	111	275
2008-09	David Huertas	30	77	217
2007-08	Chris Warren	35	103	265
2006-07	Clarence Sanders	34	96	262
2005-06	Todd Abernethy	30	49	116
2004-05	Kendrick Fox	31	56	131
2003-04	Aaron Harper	28	67	173
2002-03	Aaron Harper	29	65	160
2001-02	Aaron Harper	31	83	209
2000-01	Aaron Harper	35	63	178
1999-2000	Jason Harrison	33	42	125
1998-99	Keith Carter	33	77	220
1997-98	Joezon Darby	29	60	176
1996-97	Keith Carter	28	51	148
1995-96	Keith Carter	27	63	162
1994-95	Cedric Brim	27	41	122
1993-94	Walsh Jordan	27	17	34
1992-93	Joe Harvell	28	44	124
1991-92	*Joe Harvell	28	79	179
1990-91	Joe Harvell	28	45	121
1989-90	Gerald Glass	30	46	122
1988-89	Joe Harvell	30	46	102
1988-89	Gerald Glass	30	41	109
1987-88	Rod Barnes	29	31	80
1986-87	Rod Barnes	29	19	46

## 3-POINT FG PERCENTAGE

*(minimum 50 attempts)*

Season	Player	G	3PM-A	Pct
2020-21	Devontae Shuler	27	53-156	34.0
2019-20	Breein Tyree	31	64-178	36.0
2018-19	Devontae Shuler	33	51-127	40.2
2017-18	Deandre Burnett	31	55-153	35.9
2016-17	Cullen Neal	36	63-154	40.9
2015-16	Anthony Perez	31	30-76	39.5
2014-15	LaDarius White	34	58-146	39.7
2013-14	Jarvis Summers	33	47-111	42.3
2012-13	LaDarius White	36	27-77	35.1
2011-12	Jarvis Summers	34	34-78	43.6
2010-11	Nick Williams	34	23-58	39.7
2009-10	Chris Warren	35	111-275	40.4
2008-09	Zach Graham	31	26-68	38.2
2007-08	Chris Warren	35	103-265	38.9
2006-07	Todd Abernethy	33	54-142	38.0
2005-06	Todd Abernethy	30	49-116	42.2
2004-05	Kendrick Fox	31	56-131	42.7
2003-04	Aaron Harper	28	67-173	38.7
2002-03	Aaron Harper	29	65-160	40.6
2001-02	David Sanders	31	36-71	50.7
2000-01	Jason Harrison	35	36-95	37.9
1999-2000	Jason Flanigan	31	34-89	38.2
1998-99	Jason Harrison	33	35-90	38.9
1997-98	Michael White	29	28-59	47.5
1996-97	Joezon Darby	26	46-131	35.1
1995-96	Keith Carter	27	63-162	38.9
1994-95	Cedric Brim	27	41-122	33.6
1993-94	Fred Johnigan	27	15-53	28.3
1992-93	Joe Harvell	28	44-124	35.5
1991-92	Joe Harvell	28	79-179	44.1
1990-91	Joe Harvell	28	45-121	37.2
1989-90	Joe Harvell	30	46-102	45.1
1988-89	Gerald Glass	30	41-109	37.6
1987-88	Rod Barnes	29	31-80	38.8
1986-87	Charles Prater	29	17-61	27.9

## FREE THROW PERCENTAGE

*(minimum 50 attempts)*

Season	Player	G	FTM-FTA	Pct
2020-21	Jarkel Joiner	28	82-97	84.5
2019-20	Breein Tyree	31	148-180	82.2
2018-19	Breein Tyree	33	128-154	83.1
2017-18	Deandre Burnett	31	133-166	80.1
2016-17	Deandre Burnett	33	192-218	88.1
2015-16	Stefan Moody	31	212-256	82.8
2014-15	*Stefan Moody	34	149-165	90.3
2013-14	Marshall Henderson	30	98-120	81.7
2012-13	*Marshall Henderson	36	166-188	88.3
2011-12	Nick Williams	34	46-60	76.7
2010-11	*%Chris Warren	34	168-181	92.8
2009-10	Chris Warren	35	107-131	81.7
2008-09	Chris Warren	11	59-69	85.5
2007-08	Chris Warren	35	85-106	80.2
2006-07	Todd Abernethy	33	57-72	79.2
2005-06	Bam Doyne	30	67-91	73.6
2004-05	Londrick Nolen	31	37-56	66.1
2003-04	Justin Reed	28	117-160	73.1
2002-03	David Sanders	29	88-113	77.9
2001-02	*Jason Harrison	31	92-107	86.0
2000-01	Jason Harrison	35	85-102	83.3
1999-2000	Jason Harrison	33	109-137	79.6
1998-99	Jason Harrison	33	73-92	79.3
1997-98	Keith Carter	29	82-107	76.6
1996-97	Joezon Darby	26	43-54	79.6
1995-96	Michael White	27	50-69	72.5
1994-95	Cedric Brim	27	53-72	73.6
1993-94	Ervin Garnes	27	93-121	76.9
1992-93	Joe Harvell	28	64-90	71.1



Chris Warren led the SEC the NCAA in with a 92.8 free throw percentage in 2010-11.

1991-92	Joe Harvell	28	86-111	77.5
1990-91	Tim Jumper	28	68-87	78.2
1989-90	Gerald Glass	30	109-148	73.6
1988-89	David Midlick	24	42-50	84.0
1987-88	Rod Barnes	29	106-126	84.1
1986-87	Rod Barnes	29	49-64	76.6
1985-86	Rod Barnes	29	71-88	80.7
1984-85	Eric Laird	21	69-98	70.4
1983-84	Bruce Tranbarger	25	43-51	84.3
1982-83	Carlos Clark	31	162-205	79.0
1981-82	Sean Tuohy	30	81-97	83.5
1980-81	Carlos Clark	28	84-111	75.7
1979-80	Sean Tuohy	30	86-106	81.1
1978-79	John Stroud	27	155-194	79.9
1977-78	John Stroud	27	74-98	75.5
1976-77	Walter Actwood	25	57-81	70.4
1975-76	Walter Actwood	27	34-57	59.6
1974-75	Dave Shepherd	26	103-125	82.4
1973-74	Dave Shepherd	24	74-89	83.1
1972-73	Dean Hudson	26	36-50	72.0
1971-72	*David Rhodes	24	82-91	90.1
1970-71	David Rhodes	25	79-93	84.9
1969-70	Ron Coleman	24	111-153	72.5
1968-69	Ken Turner	24	158-200	79.0
1967-68	Larry Martindale	24	47-59	79.7
1966-67	Eddie Miller	25	45-56	80.4
1965-66	Larry Martindale	22	80-97	82.5
1964-65	Jim Robbins	25	85-105	81.0
1963-64	Donnie Kessinger	22	118-145	81.4
1962-63	Donnie Kessinger	23	103-122	84.4
1961-62	Sterling Ainsworth	22	81-100	81.0
1960-61	Jack Waters	23	103-130	79.2
1959-60	*%Jack Waters	23	108-118	87.3
1958-59	Jack Waters	24	94-114	82.5
1957-58	Carlton Garner	23	68-89	76.4
1956-57	Joe Gibbon	21	177-235	75.3
1955-56	Wayland Lindsey	24	78-103	75.7
1954-55	Denver Brackeen	22	193-255	75.7
1953-54	Cob Jarvis	18	135-193	69.9
1952-53	Jerome Stenftenagel	26	49-67	73.1



Sean Tuohy led the SEC in assists for four straight years and is the league's all-time assist leader.

1951-52	Ken Robbins	26	63-84	75.0
1950-51	Ken Robbins	24	62-89	69.7
1949-50	Al Grachler	25	67-94	71.3
1948-49	Maxie McMullen	21	52-71	73.2
1947-48	Maxie McMullen	23	68-84	81.0
1946-47	W.T. Blackledge	21	26-49	53.1

### ASSISTS

Season	Player	G	Assists	Avg
2020-21	Devontae Shuler	27	90	3.3
2019-20	Devontae Shuler	32	105	3.3
2018-19	Terence Davis	33	114	3.5
2017-18	Deandre Burnett	31	121	3.9
2016-17	Deandre Burnett	33	104	3.2
2015-16	Stefan Moody	31	133	4.3
2014-15	Jarvis Summers	33	160	4.9
2013-14	Jarvis Summers	33	126	3.8
2012-13	Jarvis Summers	34	128	3.8
2011-12	Jarvis Summers	34	116	3.4
2010-11	Chris Warren	34	128	3.8
2009-10	Eniel Polynice	33	128	3.9
2008-09	Terrico White	31	72	2.3
2007-08	Chris Warren	35	156	4.5
2006-07	*Todd Abernethy	33	182	5.5
2005-06	Todd Abernethy	30	87	2.9
2004-05	Todd Abernethy	31	82	2.6
2003-04	Aaron Harper	28	91	3.3
2002-03	David Sanders	29	90	3.1
2001-02	Jason Harrison	31	122	3.9
2000-01	Jason Harrison	35	104	3.0
1999-2000	Jason Harrison	33	115	3.5
1998-99	Michael White	32	97	3.0
1997-98	Michael White	29	87	3.0
1996-97	Michael White	29	98	3.4
1995-96	Michael White	27	88	3.3
1994-95	Cedric Brim	27	131	4.9
1993-94	Ervin Garnes	27	57	2.1
1992-93	Kevin Watkins	28	72	2.6
1991-92	Dondi Flemister	28	101	3.6
1990-91	Dondi Flemister	28	78	2.8
1989-90	Gerald Glass	30	121	4.0
1988-89	John Matthews	30	112	3.7
1987-88	Rod Barnes	29	112	3.9
1986-87	Rod Barnes	29	175	6.0
1985-86	Rod Barnes	29	153	5.3
1984-85	Andre Laird	27	89	3.7
1983-84	Cecil Dowell	28	68	2.4
1982-83	Cecil Dowell	31	127	4.1
1981-82	*Sean Tuohy	30	215	7.2
1980-81	*Sean Tuohy	30	187	6.2
1979-80	*Sean Tuohy	30	260	8.7
1978-79	*Sean Tuohy	27	168	6.2
1977-78	Henry Jackson	27	117	4.3
1976-77	Henry Jackson	27	117	4.3
1975-76	Henry Jackson	26	86	3.3
1974-75	Bob Mahoney	26	147	5.7
1973-74	Dave Shepherd	24	101	4.2
1972-73	Bob Mahoney	26	127	4.9
1971-72	Coolidge Ball	25	42	1.7
1970-71	Johnny Neumann	23	74	3.2
1969-70	Charlie Ward	25	51	2.0

### BLOCKED SHOTS

Season	Player	G	Blocks	Avg
2020-21	Romello White	28	36	1.3
2019-20	KJ Buffen	32	28	0.9
2018-19	Dominik Olejniczak	33	30	0.9
2017-18	Terence Davis	32	28	0.9
2016-17	Marcanvis Hymon	36	40	1.1
2015-16	Marcanvis Hymon	32	29	0.9
2014-15	Sebastian Saiz	34	33	0.9

2013-14	Aaron Jones	33	69	2.1
2012-13	*Reginald Buckner	36	98	2.7
2011-12	Reginald Buckner	32	69	2.2
2010-11	Reginald Buckner	33	95	2.9
2009-10	Reginald Buckner	31	64	2.1
2008-09	Malcolm White	31	43	1.4
2007-08	Kenny Williams	35	31	0.9
2006-07	Kenny Williams	34	38	1.1
2005-06	Dwayne Curtis	29	18	0.6
2004-05	Londrick Nolen	31	19	0.6
2003-04	Justin Reed	28	23	0.8
2002-03	Justin Reed	27	27	0.9
2001-02	Justin Reed	31	15	0.5
	Derrick Allen	31	15	0.5
2000-01	Rahim Lockhart	35	49	1.4
1999-2000	Rahim Lockhart	33	46	1.4
1998-99	Marcus Hicks	33	46	1.4
1997-98	Johnnie Rogers	28	48	1.7
1996-97	Johnnie Rogers	26	39	1.5
1995-96	Ansu Sesay	25	20	0.8
1994-95	Ansu Sesay	27	17	0.6
1993-94	David Dean	22	52	2.4
1992-93	*David Dean	28	56	2.0
1991-92	Kelvin Scales	28	28	1.0
1990-91	Sean Murphy	28	49	1.8
1989-90	Sean Murphy	30	47	1.6
1988-89	Sean Murphy	30	38	1.3
1987-88	Sean Murphy	29	46	1.6
1986-87	Ronnie Sims	29	39	1.3
1985-86	Ronnie Sims	29	32	1.1
1984-85	Curtis Ritchwood	15	27	0.6
1983-84	Sylvester Kincheon	28	26	0.9

### STEALS

Season	Player	G	Steals	Avg
2020-21	Luis Rodriguez	28	45	1.6
2019-20	Devontae Shuler	32	54	1.7
2018-19	Devontae Shuler	33	56	1.7
2017-18	Markel Crawford	32	38	1.2
2016-17	Terence Davis	36	50	1.4
2015-16	Stefan Moody	31	46	1.5
2014-15	Stefan Moody	34	57	1.7
2013-14	Marshall Henderson	30	45	1.5
2012-13	Murphy Holloway	36	58	1.6
2011-12	Murphy Holloway	31	50	1.6
2010-11	Trevor Gaskins	31	27	0.9
2009-10	Murphy Holloway	34	50	1.5
2008-09	Murphy Holloway	31	36	1.2
2007-08	Eniel Polynice	34	54	1.6
2006-07	Clarence Sanders	34	41	1.2
2005-06	Dwayne Curtis	29	46	1.6
2004-05	Cavadas Nunnery	28	43	1.5
2003-04	Aaron Harper	28	38	1.4
2002-03	Justin Reed	28	35	1.3
2001-02	Aaron Harper	31	43	1.4
2000-01	Rahim Lockhart	35	48	1.4
1999-2000	Rahim Lockhart	33	55	1.7
1998-99	Jason Smith	33	73	2.2
1997-98	Jason Smith	29	48	1.7
1996-97	Jason Smith	29	53	1.8
1995-96	Jason Smith	27	37	1.4
1994-95	Cedric Brim	27	32	1.2
1993-94	Ervin Garnes	27	55	2.0
1992-93	Kevin Watkins	28	49	1.8
1991-92	Dondi Flemister	28	38	1.4
1990-91	Dondi Flemister	28	36	1.3
1989-90	*Gerald Glass	30	70	2.3
1988-89	*Gerald Glass	30	89	3.0
1987-88	Rod Barnes	29	58	2.0
1986-87	Joe Ayers	29	46	1.6
1985-86	Eric Smith	28	49	1.8

MISCELLANEOUS RECORDS

OVERTIME GAMES (SINCE 1929)

2-20-29	Vanderbilt	48-46	W	12-19-95	Southern Miss (2ot)	113-107	W
2-28-30	Washington & Lee	29-33	L	1-24-98	Miss. State (2ot)	81-77	W
2-8-36	Miss. State (2ot)	48-42	W	12-12-98	Memphis	72-78	L
2-23-48	LSU	50-52	L	1-22-00	Auburn	79-77	W
12-28-54	Denver	81-88	L	11-25-00	VCU	88-84	W
12-6-56	E. Tenn. St.	89-88	W	12-22-00	Southern Cal	84-83	W
12-22-56	Arkansas St.	79-78	W	2-28-01	LSU	77-78	L
2-11-58	E. Tenn. St. (2ot)	55-53	W	11-15-01	Bowling Green	78-82	L
12-13-58	Arkansas	81-83	L	2-15-03	Miss. State	64-68	L
1-10-59	Vanderbilt	74-79	L	3-6-05	South Carolina	70-76	L
2-16-59	Florida	97-102	L	12-10-06	UIC	75-87	L
12-22-60	Tennessee Tech	37-36	W	3-13-08	Georgia	95-97	L
2-15-60	Georgia	65-63	W	3-24-08	Nebraska	85-75	W
2-20-61	Florida	77-81	L	3-4-09	Arkansas	98-91	W
12-20-61	Houston (2ot)	62-63	L	12-16-09	UTEP	91-81	W
1-12-63	Georgia Tech	71-73	L	1-16-10	Tennessee	69-71	L
12-27-63	Centenary	79-82	L	3-23-10	Texas Tech (2ot)	90-87	W
1-6-64	Auburn	59-58	W	11-20-10	Dayton	71-78	L
2-27-65	Miss. State	77-78	L	11-25-11	Miami	64-61	W
1-14-67	Vanderbilt	70-78	L	1-14-12	at Auburn (2ot)	68-69	L
2-4-67	Tennessee	56-53	W	2-4-12	at Alabama (2ot)	67-69	L
12-7-68	Arkansas	65-61	W	3-9-12	vs. Tennessee	77-72	W
2-1-69	LSU	84-81	W	3-14-12	Illinois State	93-96	L
2-3-69	Alabama	53-51	W	12-22-12	vs. Indiana State	85-87	L
2-22-69	Georgia	82-85	L	1-15-13	at Vanderbilt	89-79	W
12-9-69	NE Louisiana	80-85	L	2-16-13	Georgia	84-74	W
12-29-69	Valparaiso	80-77	W	12-8-13	Oregon	105-115	L
1-5-70	Tennessee (2ot)	59-57	W	1-4-14	Dayton	80-83	L
3-2-74	Miss. State	69-75	L	1-15-14	LSU	88-74	W
2-10-75	Tennessee	88-81	W	11-14-14	Charleston Southern	65-66	L
1-22-77	Vanderbilt	72-77	L	1-6-15	Kentucky	86-89	L
1-11-79	Miss. State (2ot)	92-101	L	12-22-15	Troy	83-80	W
1-20-79	LSU	69-70	L	1-19-16	South Carolina	74-77	L
2-10-79	Auburn (2ot)	54-56	L	11-18-16	Oral Roberts	95-88	W
1-24-81	Miss. State	59-52	W	2-21-17	Mississippi State	87-82	W
12-29-81	Memphis State	55-61	L	11-28-17	South Dakota State	97-99	L
2-13-82	Florida	58-57	W	12-2-17	Virginia Tech	80-83	L
2-17-82	Vanderbilt (4ot)	51-48	W	12-16-17	Illinois State	97-101	L
2-19-83	Miss. State	69-67	W	2-20-18	at Missouri	90-87	W
2-6-84	Georgia	56-54	W	1-30-19	at Florida	86-90	L
12-11-84	Memphis State	52-57	L	1-28-20	Auburn (2ot)	82-83	L
1-31-87	Tennessee	73-70	W	2-6-21	at Auburn	86-84	W
2-4-87	LSU	75-82	L				
1-9-88	LSU	61-69	L				
3-10-88	Alabama	64-59	W				
1-11-89	Vanderbilt	65-72	W				
1-21-89	Georgia	74-70	W				
3-4-89	LSU	113-112	W				
1-24-90	Miss. State (4ot)	102-104	L				
1-6-91	Miss. State	80-84	L				
2-2-91	Florida (2ot)	81-91	L				
2-12-92	Florida	84-86	L				
2-20-93	Alabama	83-82	W				
1-19-94	Auburn (2ot)	88-85	W				
2-23-94	Vanderbilt	77-72	W				
1-21-95	LSU	81-87	L				
11-27-95	Davidson	83-84	L				
					<b>Overall OT Record</b>	<b>47-52</b>	
					Single OT Record	39-44	
					Double OT Record	7-7	
					Four OT Record	1-1	
					<b>Most OT Games vs.</b>		
					<b>Opponent</b>	<b>No. (Record)</b>	
					Miss. State	11 (5-6)	
					LSU	9 (3-6)	
					Vanderbilt	8 (4-4)	
					Auburn	7 (4-3)	
					Tennessee	6 (5-1)	
					Georgia	6 (4-2)	
					Florida	6 (1-5)	

OLE MISS IN THE NATIONAL POLLS

1996-97

Week	AP	CNN/USA Today
Jan. 13	#20	#25

1997-98

Week	AP	ESPN/USA Today
Preseason	#23	—
Nov. 17	#21	—
Nov. 24	#17	#18
Dec. 1	#14	#14
Dec. 8	#21	#19
Dec. 15	#18	#18
Dec. 22	#16	#16
Dec. 29	#16	#17
Jan. 5	#14	#14
Jan. 12	#11	#11
Jan. 19	#13	#14
Jan. 26	#12	#12
Feb. 2	#17	#16
Feb. 9	#18	#16
Feb. 16	#15	#14
Feb. 23	#13	#13
Mar. 2	#10	#10
Mar. 9	#13	#14
Final	—	#20

(AP does not release a poll following the regular season)

2000-01

Week	AP	ESPN/USA Today
Dec. 11	#23	—
Dec. 18	#24	#25
Dec. 25	#24	#24
Jan. 1	#22	#21
Jan. 8	#20	#21
Jan. 15	#21	#22
Jan. 22	#19	#21
Jan. 29	#25	#24
Feb. 5	#25	#24
Feb. 12	#16	#19
Feb. 19	#12	#13
Feb. 26	#14	#12
Mar. 5	#14	#11
Mar. 12	#14	#13
Final	—	#9

2007-08

Week	AP	ESPN/USA Today
Dec. 24	#22	#24
Dec. 31	#18	#18
Jan. 7	#16	#15
Jan. 14	#18	#15
Jan. 21	#17	#15
Jan. 28	#24	#22

2009-10

Week	AP	ESPN/USA Today
Dec. 7	#25	—
Dec. 14	#20	#25
Dec. 21	#15	#21
Dec. 28	#16	#21
Jan. 4	#14	#16
Jan. 11	#21	#23
Jan. 18	#22	#24
Jan. 25	#18	#20
Feb. 1	#25	—



The 2001 Rebels advanced to the NCAA Sweet Sixteen and earned the program's highest ever ranking at No. 9.

### MISCELLANEOUS RECORDS

#### 2012-13

Week	AP	ESPN/USA Today
Jan. 21	#23	#24
Jan. 28	#16	#16
Feb. 4	—	#23

#### 2018-19

Week	AP	ESPN/USA Today
Jan. 14	#18	#20
Jan. 21	#20	#20

### REBEL STREAKS

#### Overall Win Streak

13	2007-08
12	1925-26
12	1935-36 to 1936-37
11	2000-01, 1937-38

#### Overall Losing Streak

16	1975-76
13	1940-41
12	1962-63, 1955-56

#### Home Win Streak

29 – January 11, 1997 (73-69 vs. Kentucky) to January 6, 1999 (78-60 vs. Alabama)

20 – December 3, 2001 (78-43 vs. Louisiana-Monroe) to December 31, 2002 (57-49 vs. Samford)

20 – February 26, 2000 (75-67 vs. Vanderbilt) to November 28, 2001 (92-45 vs. Morris Brown)

18 – January 13, 2006 (74-72 vs. Arkansas) to January 30, 2008 (74-58 vs. Vanderbilt)

15 – January 24, 1996 (82-69 vs. Auburn) to January 5, 1997 (73-66 vs. Georgia)

15 – February 3, 1973 (84-59 vs. LSU) to February 4, 1974 (59-55 vs. Georgia)

#### Away/Neutral Win Streak

9	1925-26
6	6 times (MR: 2007-08)

#### Overall SEC Win Streak

9	1937-38
8	1997-98
6	2014-15
6	2012-13
6	2000-01

#### Non-SEC Homecourt Win Streak

44 ..... 1995-96 to 2001-02  
(at the time, second longest in the nation)

### MILESTONE WINS

No.	Opponent/Date	Score	Note
1	Mississippi College/2-17-1909	28-11	
100	Centenary/1-27-1925	35-17	
200	Memphis Coca-Cola/1-10-1936	41-40	
300	Arkansas State/2-26-1945	76-24	
400	Vanderbilt/1-17-1955	77-63	
434	Tulane/2-22-1958	83-68	Coach Graham's 100th win as head coach; first Ole Miss coach to reach 100 wins
500	Tulane/1-30-1965	62-60	
600	Texas/12-7-1974	82-74	
661	Grambling/3-6-1980	76-74	First postseason tournament victory
677	Georgia/3-7-1981	66-62	First SEC Tournament title
700	Central Arkansas/12-18-1982	67-60	
800	Vanderbilt/3-9-1990	65-62	SEC Tournament
875	Kentucky/1-11-1997	73-69	Win over No. 3 UK propels Rebels to first top-25 ranking at No. 20 (AP)
882	LSU/2-26-1997	74-68	First SEC Western Division title
900	Vanderbilt/2-11-1998	87-76	
905	Auburn/2-28-1998	74-67	Second SEC Western Division title
926	Villanova/3-12-1999	72-70	First NCAA Tournament win
968	Alabama/3-3-2001	105-71	Third SEC Western Division title
972	Notre Dame/3-18-2001	59-56	Win propels Ole Miss to first NCAA Tournament Sweet 16
1000	Arkansas-Pine Bluff/12-28-2002	71-38	
1068	Auburn/3-3-2007	83-79	Fourth SEC Western Division title
1129	Arkansas/3-6-2010	68-66	Fifth SEC Western Division title
1193	Auburn/2-23-2013	88-55	Andy Kennedy becomes school's all-time winningest coach
1198	Florida/3-17-2013	66-63	Second SEC Tournament title
1300	vs. S. Louisiana/12/12/2018	69-47	First game in Jackson since 2008

### YEAR-BY-YEAR HOME RECORDS

2020-21	10-4	2000-01	15-1	1980-81	8-4
2019-20	12-5	1999-00	15-3	1979-80	8-4
2018-19	11-5	1998-99	13-3	1978-79	5-6
2017-18	10-8	1997-98	14-0#	1977-78	8-5
2016-17	13-6	1996-97	14-1	1976-77	8-4
2015-16	12-2	1995-96	10-4	1975-76	4-9
2014-15	9-7	1994-95	8-7	1974-75	6-6
2013-14	12-5	1993-94	10-3	1973-74	10-2
2012-13	16-1*	1992-93	7-9	1972-73	10-2
2011-12	12-3	1991-92	8-5	1971-72	7-4
2010-11	13-4	1990-91	6-8	1970-71	7-4
2009-10	15-4	1989-90	8-4	1969-70	4-7
2008-09	12-4	1988-89	9-3	1968-69	6-5
2007-08	16-2*	1987-88	9-3	1967-68	5-6
2006-07	16-1*	1986-87	11-2	1966-67	7-4
2005-06	11-6	1985-86	9-5	1965-66	1-2
2004-05	8-6	1984-85	9-7	<b>OVERALL</b>	<b>546-238</b>
2003-04	12-5	1983-84	7-7	*School-record home wins	
2002-03	10-6	1982-83	12-4	#School-record home win %	
2001-02	13-1	1981-82	12-2		

## ALL-TIME SERIES RECORDS

Opponent	First Meeting	Last Meeting	OM	Opp
Abilene Christian	1994	1994	1	0
<b>ALABAMA</b>	<b>1921</b>	<b>2021</b>	<b>58</b>	<b>124</b>
Alabama A&M	1999	2008	3	0
UAB	1979	1983	4	1
Alabama State	1983	2010	7	0
Alaska-Fairbanks	2002	2002	1	0
Alcorn State	1986	2011	4	0
Appalachian State	1997	2007	2	0
Arizona	1953	2001	1	1
<b>ARKANSAS</b>	<b>1938</b>	<b>2021</b>	<b>33</b>	<b>50</b>
Arkansas State	1926	2019	22	9
Arkansas-Monticello	1963	1972	10	0
Arkansas-Pine Bluff	1998	2003	4	0
<b>AUBURN</b>	<b>1928</b>	<b>2021</b>	<b>64</b>	<b>77</b>
Austin Peay	1991	2015	4	0
Ball State	1998	1998	0	1
Baptist Christian	1988	1988	1	0
Baylor	1971	2018	1	2
Belhaven	1967	1967	1	0
Belmont	1998	1998	2	0
Bethune-Cookman	1991	1991	1	0
Birmingham-Southern	1950	2000	5	0
Bowling Green	1979	2002	1	2
Bradley	1972	2017	3	3
Butler	2018	2019	0	2
BYU	2015	2015	1	0
California	2011	2011	0	1
Campbell	1986	1986	1	0
Carson-Newman	1983	1983	1	0
Centenary	1922	2010	7	6
Central Arkansas	1981	2021	4	0
Charleston	1973	1974	2	0
<b>CHARLESTON SOUTHERN</b>	<b>2014</b>	<b>2015</b>	<b>0</b>	<b>1</b>
Charlotte@	1978	2000	2	1
Chattanooga	1947	2018	4	2
Christian Brothers	1986	1989	2	0
Cincinnati	1955	2018	1	2
Citadel	1971	1971	1	0
Clemson	1966	2008	2	3
Coastal Carolina	2013	2015	3	0
Colgate	1996	1996	0	1
Colorado State	2011	2011	0	1
Connecticut	2006	2006	0	1
Creighton	2015	2016	1	1
CSU Bakersfield	2019	2019	1	0
Davidson	1996	1997	0	2
<b>DAYTON</b>	<b>1981</b>	<b>2021</b>	<b>0</b>	<b>7</b>
Delaware State	1995	1995	1	0
Delta State	1937	1942	2	4
Denver	1955	1955	0	1

Opponent	First Meeting	Last Meeting	OM	Opp
DePaul	1983	2012	2	1
Drake	2012	2012	1	0
East Carolina	2003	2004	1	1
East Tennessee State	1953	2013	9	5
Eastern Illinois	1974	1975	1	1
Eastern Kentucky	1956	2017	2	0
Evansville	2004	2004	2	0
Fairfield	2006	2006	1	0
<b>FLORIDA</b>	<b>1941</b>	<b>2021</b>	<b>47</b>	<b>68</b>
Florida A&M	2009	2009	1	0
Florida Atlantic	1995	1995	1	0
Florida Gulf Coast	2018	2018	1	0
Florida International	1997	1997	1	0
Florida State	1951	2005	1	3
Fresno State	1982	1982	0	1
Fordham	1983	2013	2	0
Furman	1954	2000	4	2
George Mason	2002	2015	1	2
Georgetown	1961	1961	1	0
<b>GEORGIA</b>	<b>1928</b>	<b>2021</b>	<b>45</b>	<b>76</b>
Georgia Southern	1984	2015	1	1
Georgia State	2015	2017	2	0
Georgia Tech	1926	2017	9	12
Grambling	1980	2012	2	0
Hardin-Simmons	1968	1968	1	0
Hawai'i	2013	2013	1	0
Hofstra	1991	1991	0	1
Holy Cross	1971	1971	1	0
Houston	1962	1997	2	1
Houston Baptist	1993	1996	2	0
Illinois	1989	1989	0	2
Illinois-Chicago	2005	2006	1	1
Illinois State	1979	2018	1	4
Illinois Wesleyan	1983	1983	1	0
Indiana	2010	2010	1	0
Indiana State	1990	2013	1	1
Indiana State-Evansville	1976	1976	1	0
Iona	1957	2001	1	1
Iowa State	2001	2019	0	2
IUPUI	2002	2002	1	0
Jackson State	1987	2021	4	0
Jacksonville	1978	1985	2	1
Jacksonville St.+	1948	2010	4	0
James Madison	1992	1992	0	1
Kansas	1981	1981	0	1
<b>KANSAS STATE</b>	<b>2001</b>	<b>2015</b>	<b>3</b>	<b>2</b>
<b>KENTUCKY</b>	<b>1925</b>	<b>2021</b>	<b>14</b>	<b>108</b>
Kentucky State	1988	1988	1	0
Kentucky Wesleyan	1970	1970	0	1
La Salle	2008	2013	1	1

Opponent	First Meeting	Last Meeting	OM	Opp
Lamar	1993	2008	2	1
Lipscomb University	1956	2013	5	0
Long Beach State	1973	1983	1	1
Long Island	1998	1998	1	0
Louisiana College	1962	1962	1	0
Louisiana~	1970	2017	4	4
Louisiana-Monroe#	1970	2018	16	4
LSU	1910	2021	87	126
Louisiana Tech	1911	2015	8	5
Louisville	1998	2009	2	1
Loyola-Chicago	1979	1979	1	0
Loyola-Marymount	2013	2013	1	0
Loyola-New Orleans	1924	1994	4	1
MacAlester	1972	1972	1	0
MacMurray	1985	1985	1	0
Marshall	1971	2009	2	1
<b>MARQUETTE</b>	<b>2012</b>	<b>2012</b>	<b>0</b>	<b>1</b>
Maryland	1929	1988	1	1
Massachusetts	2015	2016	2	0
McNeese State	1990	2013	8	1
<b>MEMPHIS%</b>	<b>1910</b>	<b>2019</b>	<b>14</b>	<b>28</b>
Mercer	1980	2013	5	1
Metro State	1990	1990	0	1
Miami, Fla.	1950	2012	1	3
Michigan	1980	1980	1	0
Michigan State	1999	1999	0	1
<b>MIDDLE TENNESSEE</b>	<b>1947</b>	<b>2021</b>	<b>7</b>	<b>6</b>
Millsaps	1912	1946	30	9
Minnesota	1969	1980	0	2
Minnesota-Duluth	1976	1976	1	0
Mississippi College	1909	1987	25	14
<b>MISSISSIPPI STATE</b>	<b>1914</b>	<b>2021</b>	<b>118</b>	<b>146</b>
<b>MISSISSIPPI VALLEY ST.</b>	<b>2006</b>	<b>2013</b>	<b>6</b>	<b>0</b>
<b>MISSOURI</b>	<b>2013</b>	<b>2021</b>	<b>15</b>	<b>3</b>
Missouri-Rolla	1985	1985	1	0
Missouri Western	1976	1982	3	0
Missouri-St. Louis	1984	1984	1	0
Monmouth	2017	2017	1	0
Montana	2016	2016	1	0
Morgan State	1995	2009	3	0
Morris Brown	2001	2002	2	0
Murray State	1959	2016	3	3
Nebraska	1978	2008	2	1
New Mexico	1996	2009	1	3
<b>NEW ORLEANS</b>	<b>1984</b>	<b>2009</b>	<b>4</b>	<b>1</b>
Nicholls	1989	2018	9	0
Norfolk State	2019	2019	1	0
North Carolina	1923	1926	1	1
North Carolina A&T	2013	2013	1	0
North Carolina State	1929	2000	1	1

## ALL-TIME SERIES RECORDS

Opponent	First Meeting	Last Meeting	OM	Opp
Northern Arizona	2015	2015	1	0
North Texas State	1986	1987	2	0
Northwestern St. (La.)	1989	2015	3	0
Notre Dame	1978	2001	1	1
Oakland	1993	1993	1	0
Ohio State	1999	2008	0	2
Oklahoma	1999	2019	2	2
Oklahoma State	1948	2019	0	3
Oral Roberts	1992	2016	5	0
Oregon	2013	2015	1	1
Oregon State	2000	2000	1	0
Pacific	1982	1982	1	0
Pan American	1976	1976	1	0
Penn State	2011	2019	4	0
Pittsburgh	1992	1992	0	1
Portland State	1997	1997	1	0
Prairie View	1992	2000	6	0
Presbyterian College	2008	2008	1	0
Rice	1984	2017	2	2
<b>RIDER</b>	<b>NEVER MET</b>			
Rollins College	1994	1994	1	0
Rutgers	2013	2013	1	0
St. Francis, Pa.	1973	1973	1	0
St. John's	1989	1989	0	1
St. Joseph's	1988	2016	3	0
Saint Louis	1955	2011	2	2
<b>SAMFORD</b>	<b>1978</b>	<b>2003</b>	<b>3</b>	<b>0</b>
Sam Houston State	1989	2017	6	0
San Diego	2018	2018	1	0
San Diego State	1987	1987	1	0
San Francisco	2013	2013	1	0
Seattle	2019	2019	1	0
Seton Hall	2015	2015	0	1
Sewanee	1926	1965	7	3
SMU	1969	2012	2	1
South Alabama	1969	2016	5	1
<b>SOUTH CAROLINA</b>	<b>1961</b>	<b>2021</b>	<b>22</b>	<b>20</b>
South Carolina State	2004	2005	2	0
USC-Spartanburg	1986	1986	1	0
South Dakota State	1977	2017	1	1
South Florida	1983	1983	1	0
Southeast Missouri State	2014	2015	2	0
Southeastern Louisiana	1957	2019	19	0
Southern	1989	2015	2	0
Southern Cal	2001	2001	1	0
Southern Illinois	1993	2001	1	2
Southern Miss ^	1922	2012	18	6
Southern Utah	2005	2005	1	0
Southwestern&	1912	1954	29	3
Spring Hill	1951	1952	2	0
Stetson	1992	1992	2	0

Opponent	First Meeting	Last Meeting	OM	Opp
Syracuse	2017	2017	1	0
Tampa	1950	1950	0	1
TCU	1977	2014	3	2
Temple	1988	1999	1	3
<b>TENNESSEE</b>	<b>1924</b>	<b>2021</b>	<b>45</b>	<b>75</b>
Tennessee Tech	1959	2019	7	1
Tennessee Wesleyan	1985	1985	1	0
Texas	1956	2018	6	9
<b>TEXAS A&amp;M</b>	<b>1973</b>	<b>2021</b>	<b>4</b>	<b>7</b>
Texas A&M-Corpus Christi	2010	2017	2	0
Texas State	2011	2011	1	0
Texas Tech	1955	2010	1	4
Troy<	1958	2015	10	0
Toledo	1977	1977	1	0
Towson	2015	2015	1	0
Tulane	1921	1995	35	55
Tulsa	1954	1990	1	4
UALR	2010	2013	3	0
UC Santa Barbara	2008	2008	1	0
UCF	2008	2010	3	0
UCLA	2002	2002	0	1
<b>UNCW</b>	<b>2021</b>	<b>2021</b>	<b>1</b>	<b>0</b>
Union*	1911	1959	25	7
<b>UT MARTIN (</b>	<b>2002</b>	<b>2021</b>	<b>4</b>	<b>0</b>
Utah	2009	2017	0	2
UTEP	2002	2010	2	0
<b>VANDERBILT</b>	<b>1925</b>	<b>2021</b>	<b>48</b>	<b>77</b>
Valparaiso	1970	1998	1	1

Opponent	First Meeting	Last Meeting	OM	Opp
Villanova	1999	2010	1	1
Virginia	1925	1957	1	1
VCU	2000	2005	4	0
VMI	1925	1925	1	0
Virginia Tech	1980	2017	2	3
Washington-St. Louis	1987	1987	1	0
Washington & Lee	1929	1930	1	1
West Alabama	1999	1999	1	0
West Virginia	2009	2010	0	2
Western Carolina	2005	2005	1	0
<b>WESTERN KENTUCKY</b>	<b>2013</b>	<b>2015</b>	<b>1</b>	<b>1</b>
Western Michigan	2018	2019	2	0
<b>WICHITA STATE</b>	<b>1995</b>	<b>2021</b>	<b>3</b>	<b>4</b>
Winthrop	2008	2008	1	0
Wisconsin	2013	2013	1	0
Wisconsin-Green Bay	1975	1975	1	0
Xavier	2015	2015	0	1

### 2021-22 OPPONENTS IN BOLD CAPS

! - formerly Arkansas A&M (1925-27)

@ - formerly UNC-Charlotte

# - formerly Northeast Louisiana

\$ - formerly Louisiana I.I.

% - formerly Memphis St.

^ - formerly Miss. Normal

~ - formerly Southwest Louisiana, Louisiana-Lafayette

& - formerly S.P.U.

\* - formerly SWBU

( - formerly Tennessee-Martin



Ole Miss and Mississippi State own the SEC's most-played rivalry. Entering this season, the in-state foes have faced off 262 times beginning with their first meeting in 1914.



### C.M. "TAD" SMITH COLISEUM RECORDS

#### "TAD PAD" FAST FACTS

<p><b>Overall Record in Tad Smith Coliseum:</b> 490-210 (.700 win pct. - 51 seasons)</p> <p><b>First Game:</b> Monday, Feb. 21, 1966 vs. Kentucky</p> <p><b>First Ole Miss Win:</b> Wednesday, Feb. 23, 1966 vs. Tulane (91-70)</p> <p><b>First Basket:</b> Larry Conley, Kentucky (18:50 left in first half)</p> <p><b>First Ole Miss Basket:</b> Chuck Burhorn (13:32 left in first half)</p>	<p><b>Longest Ole Miss Home Winning Streak:</b> 29 games (1996-97 to 1998-99)</p> <p><b>Most Home Wins in a Season:</b> 16 (2006-07, 2007-08 and 2012-13)</p> <p><b>Longest Game:</b> 4 Overtimes (Feb. 17, 1982 vs. Vanderbilt)</p> <p><b>Most Points by Both Teams:</b> 225 (Ole Miss 113, LSU 112 (ot) - Mar. 4, 1989)</p> <p><b>Fewest Points by Both Teams:</b> 83 (Ole Miss 50, LSU 33 - Feb. 7, 2001)</p>
---	--

#### INDIVIDUAL (OLE MISS)

Points:	57	Johnny Neumann	vs. Southern Miss	12-15-70
FG att:	50	Johnny Neumann	vs. Kentucky	1-2-71
FG made:	20	Gerald Glass	vs. LSU	3-4-89
	20	Johnny Neumann	vs. Southern Miss	12-15-70
3-pt att:	23	Marshall Henderson	vs. Oregon	12-8-13
3-pt made:	10	Marshall Henderson	vs. Oregon	12-8-13
FT att:	25	Ken Turner	vs. Vanderbilt	2-12-69
FT made:	17	Carlos Clark	vs. LSU	1-15-83
	17	Johnny Neumann	vs. Southern Miss	12-15-70
Rebounds:	22	Walter Actwood	vs. ISU-Evansville	12-1-75
Assists:	15	Sean Tuohy	vs. Auburn	1-26-80
Blocks:	8	Ansu Sesay	vs. Mississippi State	2-19-97
Steals:	7	Jason Smith	vs. Florida	1-7-98
	7	Coolidge Ball	vs. Alabama	2-16-74

#### TEAM (OPPONENT)

Points:	120	Kentucky	2-2-70
Few points:	30	Mississippi State	1-23-82
FG att:	116	Southern Miss	12-15-70
FG made:	52	Kentucky	2-2-70
FG pct:	75.0	Tennessee (24-32)	1-6-82
3-pt att:	36	Auburn	1-28-10
3-pt made:	17	Illinois State	3-14-12
3-pt pct:	100.0	Tennessee (1-1)	2-2-87
FT att:	45	Florida	2-2-91
FT made:	35	Rice	1-9-93
FT pct:	100.0	Six times	
Rebounds:	70	Kentucky	2-7-70
Assists:	26	Georgia	1-15-11
Blocks:	12	LSU	2-23-91
Steals:	21	Morgan State	12-1-94

#### INDIVIDUAL (OPPONENT)

Points:	55	Chris Jackson	LSU	3-4-89
FG att:	46	Pete Maravich	LSU	2-28-70
FG made:	23	Dan Issel	Kentucky	2-7-70
3-pt att:	20	Chris Jackson	LSU	3-4-89
3-pt made:	9	Chris Jackson	LSU	3-4-89
FT att:	19	Kenny Higgs	LSU	2-7-76
FT made:	14	Johnathan Loyd	Oregon	12-8-13
	14	Jimmy England	Tennessee	1-4-71
	14	Pete Maravich	LSU	2-24-68
Rebounds:	22	Al Leinhard	Georgia	1-24-70
Assists:	15	Johnathan Loyd	Oregon	12-8-13
Blocks:	9	Tom Jervis	Troy	11-27-07
	9	Mickell Gladness	Alabama A&M	12-22-06
	9	Shaquille O'Neal	LSU	2-20-91
Steals:	6	Shane Larkin	Miami (Fla.)	11-25-11
	6	Trant Simpson	Alabama A&M	12-22-06
	6	Michael Gholar	Mississippi State	1-12-00

#### TEAM (OLE MISS)

Points:	117	vs. Arkansas	12-10-73
Few points:	42	vs. Mississippi State	2-25-95
FG att:	104	vs. LSU	3-8-75
FG made:	56	vs. Arkansas	12-10-73
FG pct:	69.0	vs. Mississippi State (20-29)	1-23-82
3-pt att:	35	vs. Oregon	12-8-13
	35	vs. Mississippi State	1-13-11
3-pt made:	15	vs. Oregon	12-8-13
3-pt pct:	75.0	vs. Mississippi State (6-8)	2-14-87
FT att:	55	vs. Vanderbilt	2-13-80
FT made:	39	vs. Vanderbilt	2-13-80
FT pct:	100.0	vs. Kentucky (5-5)	3-5-88
	100.0	vs. Mississippi State (3-3)	1-29-03
Rebounds:	84	vs. ISU-Evansville	12-1-75
Assists:	32	vs. Centenary	12-19-09
Blocks:	13	vs. Loyola-New Orleans	12-1-93
Steals:	21	vs. Houston Baptist	2-5-96

#### TOP 20 TAD PAD CROWDS

1.	9,452 (2/10/07)	Alabama (W, 75-69)
2.	9,360 (1/9/10)	Miss. State (L, 75-80)
3.	9,328 (1/12/08)	LSU (W, 74-71)
4.	9,321 (2/2/81)	Kentucky (L, 62-55)
5.	9,318 (1/19/80)	Miss. State (W, 75-64)
6.	9,311 (3/3/02)	Alabama (W, 84-56)
7.	9,304 (1/16/08)	Florida (W, 89-87)
8.	9,232 (1/29/13)	Kentucky (L, 74-87)
9.	9,224 (1/12/02)	Miss. State (W, 66-59)
10.	9,217 (12/7/01)	Memphis (W, 71-67)
11.	9,210 (1/8/83)	Tennessee (W, 56-55)
12.	9,206 (1/24/13)	Tennessee (W, 62-56)
13.	9,173 (1/12/13)	Missouri (W, 64-49)
14.	9,167 (2/20/08)	Miss. State (W, 74-63)
15.	9,132 (1/28/70)	LSU (L, 103-99)
16.	9,109 (2/2/08)	So. Carolina (L, 80-77)
17.	9,088 (1/29/03)	Miss. State (L, 58-57)
18.	9,082 (2/16/08)	Auburn (L, 90-78)
19.	9,030 (3/7/09)	Miss. State (L, 80-82)
20.	9,010 (1/7/04)	Miss. State (L, 61-54)

### THE PAVILION AT OLE MISS RECORDS

#### PAVILION FAST FACTS

**Overall Record in The Pavilion:** 43-26 (.671 win pct. - 5 seasons)

**First Game:** Thursday, Jan. 7, 2016 vs. Alabama

**First Ole Miss Win:** Thursday, Jan. 7, 2016 vs. Alabama (74-66)

**First Basket:** Tomasz Gielo, Ole Miss (3FG, 19:11/1H)

**First Ole Miss Basket:** Tomasz Gielo (3FG, 19:11/1H)

**Longest Ole Miss Home Winning Streak:** 7 games (2018-19)

**Most Home Wins in a Season:** 13 (2017)

**Longest Game:** 1 Overtime 4x (MR: vs. Illinois State - Dec. 16, 2017)

**Most Points by Both Teams:** 198 (Illinois State 101, Ole Miss 97 - Dec. 16, 2017)

**Fewest Points by Both Teams:** 115 (Ole Miss 66, Bradley 49 - Dec. 19, 2016)

#### INDIVIDUAL (OLE MISS)

Points:	43	Stefan Moody vs. Mississippi St. (3-3-16)
FG att:	25	Stefan Moody vs. Vanderbilt (2-6-16)
FG made:	13	2x, MR: Breein Tyree vs. Mississippi St. (2-11-20)
3-pt att:	15	Stefan Moody vs. Vanderbilt (2-6-16)
3-pt made:	8	Breein Tyree vs. Middle Tennessee (12-14-19)
FT att:	18	3x, MR: Devontae Shuler vs. No. 16 Auburn (1-28-20)
FT made:	15	2x, MR: Stefan Moody vs. Mississippi St. (3-3-16)
Rebounds:	19	Sebastian Saiz vs. UMass (11-14-16)
Assists:	10	Devontae Shuler vs. Auburn (1-6-21)
Blocks:	6	Sebastian Saiz vs. Bradley (12-19-16)
Steals:	7	2x, MR: Terence Davis vs. Texas A&M (2-6-19)

#### INDIVIDUAL (OPPONENT)

Points:	34	2x, MR: Isaiah Joe, Arkansas (1-11-20)
FG att:	24	Bryce Brown, No. 10 Auburn (1-9-19)
FG made:	12	Malik Monk, No. 8 Kentucky (12-29-16)
3-pt att:	19	Bryce Brown, No. 10 Auburn (1-9-19)
3-pt made:	7	4x, MR: Isaiah Joe, Arkansas (1-11-20)
FT att:	18	Keith Stone, Florida (1-13-18)
FT made:	13	Keith Stone, Florida (1-13-18)
Rebounds:	13	3x, MR: Jontay Porter, Missouri (2-6-18)
Assists:	11	Isaiah Briscoe, No. 8 Kentucky (12-29-16)
Blocks:	8	Clevon Brown, Vanderbilt (3-3-18)
Steals:	5	J.J. Frazier, Georgia (1-9-16)

#### TEAM (OLE MISS)

Points:	97	2x, MR: vs. Illinois State (12-16-17)
Few points:	47	vs. Georgia (1-11-17)
FG att:	73	2x, MR: vs. Illinois State (12-16-17)
FG made:	36	vs. South Dakota State (11-28-17)
FG pct:	61.5	vs. Chattanooga (12-16-18)
3-pt att:	33	2x, MR: vs. Montana (11-24-16)
3-pt made:	14	2x, MR: vs. Middle Tennessee (12-14-19)
3-pt pct:	63.6	14-22 vs. Middle Tennessee (12-14-19)
FT att:	46	vs. UMass (11-14-16)
FT made:	33	vs. UMass (11-14-16)
FT pct:	96.2	25-26 vs. Arkansas (1-11-20)
Rebounds:	50	2x, MR: Tennessee (1-17-17)
Assists:	26	vs. Vanderbilt (2-29-20)
Blocks:	13	vs. Bradley (12-19-16)
Steals:	15	vs. Western Michigan (11-10-18)

#### TEAM (OPPONENT)

Points:	103	Alabama (2-22-20)
Few points:	43	2x, MR: UT Martin (12-22-20)
FG att:	74	2x, MR: South Dakota State (11-28-17)
FG made:	38	No. 24 Iowa State (1-26-19)
FG pct:	69.1	No. 24 Iowa State (1-26-19)
3-pt att:	41	South Dakota State (11-28-17)
3-pt made:	18	South Dakota State (11-28-17)
3-pt pct:	60.0	Georgia (1-16-21)
FT att:	36	2x, MR: No. 16 Auburn (1-28-20)
FT made:	26	2x, MR: No. 16 Auburn (1-28-20)
FT pct:	90.9	10-11, Florida (2-8-20)
Rebounds:	49	2x, MR: Illinois State (12-16-17)
Assists:	26	No. 24 Iowa State (1-26-19)
Blocks:	8	2x, MR: Vanderbilt (3-3-18)
Steals:	12	Mississippi State (3-3-16)

#### TOP 15 PAVILION CROWDS

1.	9,500 (1/7/16)	Alabama (W, 74-66)
	9,500 (2/6/16)	Vanderbilt (W, 85-78)
	9,500 (2/13/16)	Arkansas (W, 76-60)
	9,500 (3/2/16)	Miss. State (W, 86-78)
	9,500 (1/15/19)	LSU (L, 69-83)
	9,500 (1/19/19)	Arkansas (W, 84-67)
	9,500 (2/2/19)	MSU (L, 75-81)
	9,500 (2/27/19)	Tennessee (L, 71-73)
	9,500 (3/5/19)	Kentucky (76-80)
10.	9,487 (1/9/16)	Georgia (W, 72-71)
11.	9,411 (1/28/17)	Baylor (L, 75-78)
12.	9,333 (1/16/16)	Florida (L, 71-80)
13.	9,091 (3/21/17)	Georgia Tech (L, 66-74)
14.	9,086 (12/29/16)	Kentucky (L, 76-99)
15.	8,664 (1/6/18)	Miss. State (W, 64-58)

# ALL-TIME SCORES

**1908-09**  
**Record:** 1-4  
 J-28 Memphis Physicians.....H 11-12 L  
 F-5 Memphis Physicians.....A 15-26 L  
 F-6 Memphis YMCA.....A 11-29 L  
 F-16 Miss. College.....A 17-19 L  
 F-17 Miss. College.....A 28-11 W

**1909-10**  
**Record:** 0-7  
 J-27 Jonesboro YMCA.....A 3-31 L  
 J-28 Memphis YMCA.....A 7-36 L  
 J-28 Univ. of Memphis.....A 11-23 L  
 F-4 LSU.....A 14-39 L  
 F-5 LSU.....A 4-25 L  
 F-7 Miss. College.....A 10-16 L  
 F-8 Miss. College.....A 15-16 L

**E. R. HUBBARD**  
**9-3 (1911)**

**1910-11**  
**Record:** 9-3  
**Head Coach:** E.R. Hubbard  
 F-3 Laurel YMCA.....A 27-26 W  
 F-4 Laurel YMCA.....A 22-25 L  
 F-6 Summerland.....A 20-10 W  
 F-7 Summerland.....A 39-15 W  
 F-8 Clark Memorial.....A 39-9 W  
 F-9 Clark Memorial.....A 53-7 W  
 F-10 Louisiana I.I.....A 19-25 L  
 F-11 Louisiana I.I.....A 13-15 L  
 F-13 Miss. College.....A 29-15 W  
 F-14 Miss. College.....A 31-13 W  
 F-24 Union.....A 37-25 W  
 F-25 Union.....A 37-31 W

**B. Y. WALTON**  
**10-2 (1912)**

**1911-12**  
**Record:** 10-2  
**Head Coach:** B.Y. Walton  
 J-12 Millsaps.....A 30-0 W  
 J-13 Millsaps.....A 39-7 W  
 J-14 LSU.....A 15-27 L  
 J-15 LSU.....A 11-33 L  
 J-19 Miss. College.....A 20-16 W  
 J-20 Miss. College.....A 29-25 W  
 F-2 Union.....H 45-7 W  
 F-3 Union.....H 30-27 W  
 F-21 Southwestern PU.....A 43-13 W  
 F-22 Southwestern PU.....A 43-16 W  
 F-23 Union.....A 57-20 W  
 F-24 Union.....A 46-26 W

**1912-13**  
**Record:** 0-7  
 J-17 Memphis YMCA.....A 22-41 L  
 J-18 Jonesboro YMCA.....A 10-47 L  
 J-20 Tupelo YMCA.....A 15-27 L  
 J-21 Tupelo YMCA.....A 21-23 L  
 J-23 Jackson YMCA.....A 14-51 L  
 J-24 McTeire.....A 10-28 L  
 J-25 Union.....A 26-77 L

**1913-14**  
**Record:** 8-7  
 J-17 Millsaps.....H 29-13 W  
 J-23 Jonesboro YMCA.....H 28-13 W  
 F-2 Union.....A 39-24 W  
 F-6 Memphis YMCA.....A 13-32 L  
 F-9 Miss. College.....H 23-19 W  
 F-10 Millsaps.....A 24-18 W  
 F-11 Clark Memorial.....A 36-18 W  
 F-12 Meridian YMCA.....A 68-20 W  
 F-13 Jones County.....A 32-22 W  
 F-14 Jones County.....A 26-13 W  
 F-17 Miss. College.....A 19-22 L  
 F-25 Miss. State.....A 15-68 L  
 F-26 Miss. State.....A 18-84 L  
 F-27 Miss. State.....H 10-12 L

F-28 Miss. State.....H 8-20 L  
**1914-15**  
**Record:** 0-3  
 F-4 Millsaps.....A 20-60 L  
 F-5 Miss. College.....A 17-27 L  
 F-6 Miss. College.....A 15-37 L

**1915-16**  
**Record:** 4-7  
 J-14 College Hill.....H 25-19 W  
 J-17 Union.....A 43-25 W  
 J-18 Jackson YMCA.....A 40-24 W  
 J-22 Union.....H 27-24 W  
 J-28 Miss. State.....H 9-28 L  
 J-29 Miss. State.....H 20-33 L  
 F-3 Miss. College.....H 13-15 L  
 F-4 Miss. College.....H 13-15 L  
 F-10 Millsaps.....H 24-50 L  
 F-21 LSU.....H 29-55 L  
 F-25 Millsaps.....A 21-48 L

**1916-17**  
**Record:** 11-7  
 D-14 College Hill.....H 31-19 W  
 J-8 College Hill.....H 62-40 W  
 J-12 Memphis YMCA.....A 5-26 L  
 J-20 Jackson YMCA.....A 40-24 W  
 J-20 Union.....A 43-25 W  
 J-26 Union.....H 70-16 W  
 F-1 Millsaps.....H 38-12 W  
 F-2 Millsaps.....H 50-16 W  
 F-8 Miss. College.....H 27-29 L  
 F-9 Miss. College.....H 33-15 W  
 F-16 Miss. State.....A 20-35 L  
 F-17 Miss. State.....A 24-42 L  
 F-19 Miss. College.....A 20-46 L  
 F-20 Miss. College.....A 21-27 L  
 F-20 Millsaps.....A 36-28 W  
 F-21 Millsaps.....A 28-24 W  
 F-23 Miss. State.....H 25-42 L  
 F-24 Miss. State.....H 29-15 W

**1917-18**  
 NO GAMES SCHEDULED  
**1918-19**  
**C. R. "DUDY" NOBLE**  
**0-3 (1919)**

**Record:** 0-3  
**Head Coach:** C.R. Noble  
 J-31 Memphis YMCA.....A 13-24 L  
 F-7 Miss. State.....H 23-32 L  
 F-8 Miss. State.....H 14-52 L

**R. L. SULLIVAN**  
**66-36 (1920-25)**

**1919-20**  
**Record:** 9-4  
**Head Coach:** R.L. Sullivan  
 J-23 Union.....H 40-10 W  
 J-30 Union.....A 38-24 W  
 J-31 Jackson YMCA.....A 22-39 L  
 F-6 Miss. State.....H 23-10 W  
 F-7 Miss. State.....H 15-21 L  
 F-13 Howard.....H 30-11 W  
 F-16 Millsaps.....H 60-15 W  
 F-17 Millsaps.....H 56-21 W  
 F-19 Clarksdale YMCA.....A 45-15 W  
 F-25 Millsaps.....A 25-21 W  
 F-26 Miss. College.....A 27-12 W  
 M-5 Miss. State.....A 13-49 L  
 M-6 Miss. State.....A 12-30 L

**1920-21**  
**Record:** 9-7  
**Head Coach:** R.L. Sullivan  
 J-14 Millsaps.....H 26-20 W  
 J-15 Millsaps.....H 29-4 W

J-19 Alabama.....A 22-18 W  
 J-20 Alabama.....A 17-21 L  
 J-21 Miss. State.....A 12-33 L  
 J-22 Miss. State.....A 20-34 L  
 F-2 Miss. State.....H 17-13 W  
 F-3 Miss. State.....H 23-13 W  
 F-11 Alabama.....H 31-18 W  
 F-12 Alabama.....H 28-13 W  
 F-14 Millsaps.....A 23-13 W  
 F-15 Millsaps.....A 13-33 L  
 F-18 LSU (ot).....A 23-22 W  
 F-19 LSU.....A 12-46 L  
 F-21 Tulane.....A 25-35 L  
 F-22 Tulane.....A 22-34 L

**1921-22**  
**Record:** 7-4  
**Head Coach:** R.L. Sullivan  
 J-20 Millsaps.....H 34-12 W  
 J-21 Millsaps.....H 24-8 W  
 J-27 Miss. Normal.....H 42-16 W  
 J-28 Miss. Normal.....H 24-18 W  
 F-3 Miss. State.....H 27-30 L  
 F-4 Miss. State.....H 12-17 L  
 F-6 Tulane.....H 35-27 W  
 F-7 Tulane.....A 27-25 W  
 F-16 Miss. State.....A 27-25 W  
 F-17 Miss. State.....A 17-48 L  
 Centenary..... 15-21 L

**Ole Miss Joins**  
**Southern Conference**

**1922-23**  
**Record:** 8-7  
**Head Coach:** R.L. Sullivan  
 J-12 Memphis State.....H 14-16 L  
 J-13 Memphis State.....H 25-16 W  
 J-19 Union.....H 30-13 W  
 J-20 Union.....H 13-15 L  
 J-29 Millsaps.....H 31-19 W  
 J-30 Millsaps.....H 25-21 W  
 F-5 Miss. State.....A 14-29 L  
 F-6 Miss. State.....A 18-23 L  
 F-7 Alabama.....A 22-33 L  
 F-12 Miss. State.....H 26-28 L  
 F-13 Miss. State.....H 30-27 W  
 F-22 Southwestern PU.....H 31-18 W  
 F-23 Alabama.....H 28-17 W

SOUTHERN CONFERENCE TOURNAMENT  
 F-28 North Carolina..... 1 34-32 W  
 M-1 Miss. State..... 1 26-33 L

Key to Neutral Sites: 1- Atlanta, Ga.

**1923-24**  
**Record:** 16-6  
**Head Coach:** R.L. Sullivan  
 College Hill.....H 40-9 W  
 College Hill.....H 56-2 W  
 D-20 D'Lo YMCA.....A 15-33 L  
 D-21 Hattiesburg YMCA.....A 39-21 W  
 D-22 Laurel YMCA.....A 37-27 W  
 J-11 Memphis State.....H 43-18 W  
 J-12 Memphis State.....H 20-14 W  
 J-16 Loyola-N.O.....A 26-15 W  
 J-17 Loyola-N.O.....A 15-14 W  
 J-18 Tulane.....A 23-28 L  
 J-19 Tulane.....A 19-35 L  
 J-24 Millsaps.....H 31-16 W  
 J-25 Millsaps.....H 25-27 L  
 J-28 Tennessee.....H 36-17 W  
 J-29 Tennessee.....H 24-13 W  
 F-4 Miss. College.....H 32-29 W  
 F-5 Miss. College.....H 30-21 W  
 F-11 Union.....H 30-25 W  
 F-12 Union.....H 33-16 W  
 F-21 Miss. State.....H 29-27 W  
 F-23 Miss. State.....A 42-47 L

SOUTHERN CONFERENCE TOURNAMENT  
 F-29 Alabama..... 1 42-44 L

Key to Neutral Sites: 1- Atlanta, Ga.

**1924-25**  
**Record:** 17-8  
**Head Coach:** R.L. Sullivan  
 D-15 Wil-Mayfield.....H 56-20 W  
 D-17 Bemis YMCA.....H 56-20 W  
 D-27 Memphis YMCA.....A 16-34 L  
 D-30 Meridian.....A 43-8 W  
 D-31 Laurel YMCA.....A 45-33 W  
 J-8 Vanderbilt.....A 18-19 L  
 J-9 Kentucky.....A 23-26 L  
 J-10 Tennessee.....A 13-15 L  
 J-16 Tulane.....H 35-31 W  
 J-17 Tulane.....H 15-30 L  
 J-19 Union.....H 38-19 W  
 J-20 Union.....H 28-19 W  
 J-27 Centenary.....H 35-17 W  
 F-2 Memphis State.....H 52-19 W  
 F-3 Memphis State.....H 45-14 W  
 F-6 Millsaps.....A 35-28 W  
 F-7 Millsaps.....A 28-14 W  
 F-9 Miss. State.....A 30-34 L  
 F-14 Memphis YMCA.....H 38-27 W  
 F-16 Millsaps.....H 31-20 W  
 F-17 Millsaps.....H 25-16 W  
 F-20 Miss. State.....H 28-38 L

SOUTHERN CONFERENCE TOURNAMENT  
 F-27 VMI..... 1 27-20 W  
 F-28 Virginia..... 1 32-24 W  
 M-2 Tulane..... 1 23-44 L

Key to Neutral Sites: 1- Atlanta, Ga.

**HOMER HAZEL**  
**54-32 (1926-30)**

**1925-26**  
**Record:** 16-2  
**Head Coach:** Homer Hazel  
 D-16 Arkansas A&M.....H 44-21 W  
 D-17 Arkansas A&M.....H 42-13 W  
 J-9 Jackson YMCA.....H 44-18 W  
 J-11 Southwestern.....H 55-14 W  
 J-15 LSU.....A 24-27 L  
 J-16 LSU.....A 43-19 W  
 J-18 Tulane.....A 46-35 W  
 J-1 Tulane.....A 51-26 W  
 J-21 Vanderbilt.....H 32-18 W  
 J-23 Miss. State.....H 33-20 W  
 F-5 Alabama.....A 32-22 W  
 F-6 Alabama.....A 35-25 W  
 F-15 Southwestern.....A 32-20 W  
 F-16 Bemis YMCA.....A 54-28 W  
 F-18 Sewanee.....H 54-28 W

SOUTHERN CONFERENCE TOURNAMENT  
 F-26 Sewanee..... 1 50-16 W  
 F-27 Georgia Tech..... 1 36-24 W  
 M-1 North Carolina..... 1 23-38 L

Key to Neutral Sites: 1- Atlanta, Ga.

**1926-27**  
**Record:** 13-5  
**Head Coach:** Homer Hazel  
 D-15 Arkansas A&M.....H 53-24 W  
 D-16 Arkansas A&M.....H 40-16 W  
 J-4 Sewanee.....H 40-13 W  
 J-14 LSU.....A 36-16 W  
 J-15 LSU.....A 21-22 L  
 J-17 Tulane.....A 28-21 W  
 J-18 Tulane.....A 26-23 W  
 J-19 St. Stanislaus.....A 33-24 W  
 J-31 Alabama.....H 29-21 W  
 F-1 Alabama.....H 33-32 W  
 F-4 Miss. State.....A 22-36 L  
 F-5 Miss. State.....H 24-30 L  
 F-7 Miss. State.....H 31-28 W  
 F-8 Miss. State.....H 26-19 W  
 F-10 Vanderbilt.....A 32-33 L  
 F-11 Kentucky.....A 37-17 W  
 F-12 Tennessee.....A 39-34 W

SOUTHERN CONFERENCE TOURNAMENT  
 F-26 Vanderbilt..... 1 20-32 L

Key to Neutral Sites: 1- Atlanta, Ga.

# Ole Miss RECORDS

## 1927-28 SOUTHERN CONFERENCE TOURNAMENT CHAMPIONS

**Record:** 10-9  
**Head Coach:** Homer Hazel

J-9	Memphis YMCA.....H	46-21	W
J-13	LSU.....A	17-20	L
J-14	LSU.....A	25-36	L
J-16	Tulane.....A	49-31	W
J-17	Tulane.....A	43-28	W
J-25	LSU.....H	33-23	W
J-26	LSU.....H	33-34	L
F-6	Miss. State.....H	30-38	L
F-7	Miss. State.....H	27-29	L
F-10	Auburn.....A	43-42	L
F-11	Auburn.....A	38-58	W
F-13	Georgia.....A	44-37	W
F-14	Georgia.....A	33-37	L
F-20	Miss. State.....A	34-45	L
F-21	Miss. State.....A	36-40	L
<b>SOUTHERN CONFERENCE TOURNAMENT</b>			
F-24	N.C. State.....1	40-35	W
F-25	LSU.....1	55-28	W
F-27	Kentucky.....1	41-28	W
F-28	Auburn.....1	31-30	W

**Key to Neutral Sites:** 1- Atlanta, Ga.

## 1928-29

**Record:** 9-9  
**Head Coach:** Homer Hazel

J-11	LSU.....A	42-21	W
J-12	LSU.....A	34-17	W
J-14	Tulane.....A	30-42	L
J-15	Tulane.....A	33-40	L
J-18	LSU.....H	28-24	W
J-19	LSU.....H	30-25	W
F-4	Alabama.....A	24-39	L
F-5	Alabama.....A	28-41	L
F-8	Miss. State.....A	30-32	L
F-9	Miss. State.....A	26-28	L
F-15	Miss. State.....H	37-21	W
F-16	Miss. State.....H	41-27	W
F-20	Vanderbilt (ot).....A	48-46	W
F-22	Kentucky.....A	30-35	L
F-23	Kentucky.....A	24-32	L
<b>SOUTHERN CONFERENCE TOURNAMENT</b>			
M-1	Maryland.....1	37-35	W
M-2	Washington & Lee.....1	50-28	W
M-3	N.C. State.....1	32-34	L

**Key to Neutral Sites:** 1- Atlanta, Ga.

## 1929-30

**Record:** 6-7  
**Head Coach:** Homer Hazel

J-10	LSU.....H	31-27	W
J-11	LSU.....H	21-31	L
J-17	LSU.....A	47-24	W
J-18	LSU.....A	32-29	W
J-27	Alabama.....H	21-31	L
J-28	Alabama.....H	26-30	L
J-31	Tulane.....A	17-27	L
F-1	Tulane.....A	27-33	L
F-7	Miss. State.....N	30-26	W
F-8	Miss. State.....N	23-19	W
F-10	Miss. State.....H	38-31	W
F-11	Miss. State.....H	27-28	L
<b>SOUTHERN CONFERENCE TOURNAMENT</b>			
F-28	Washington & Lee (ot).....1	29-33	L

**Key to Neutral Sites:** 1- Atlanta, Ga.

## ED WALKER 36-46 (1931-35)

**Record:** 6-9  
**Head Coach:** Ed Walker

J-10	Earle.....H	20-21	L
J-13	Southern Miss.....H	37-12	W
J-16	LSU.....H	24-26	L
J-17	LSU.....H	39-29	W
J-26	Earle.....A	18-34	L
J-27	Memphis YMCA.....A	35-26	W
J-30	Tulane.....H	50-40	W
J-31	Tulane.....H	40-42	L
F-6	Baldwyn.....H	29-23	W
F-11	Ecru.....H	60-27	W
F-13	Brown Paper Mill.....A	35-40	L

F-14	Brown Paper Mill.....A	32-37	L
F-17	Memphis YMCA.....H	25-27	L
F-20	Alabama.....A	25-27	L
F-21	Alabama.....A	21-30	L

## 1931-32

**Record:** 9-6  
**Head Coach:** Ed Walker

J-8	Ecru.....H	76-30	W
J-13	Baldwyn.....H	29-38	L
J-15	LSU.....H	34-37	L
J-16	LSU.....H	24-22	W
J-29	LSU.....A	53-55	L
J-30	LSU.....A	35-33	W
F-1	Tulane.....A	52-43	W
F-2	Tulane.....A	29-41	L
F-5	Miss. State.....H	37-19	W
F-6	Miss. State.....H	31-25	W
F-11	Sewanee.....H	31-34	L
F-15	Alabama.....H	21-23	L
F-16	Alabama.....H	33-30	W
F-19	Miss. State.....A	35-25	W
F-20	Miss. State.....A	38-26	W

## Ole Miss Joins Southeastern Conference

## 1932-33

**Record:** 6-12, 5-7 SEC  
**Head Coach:** Ed Walker

J-6	Tupelo.....H	50-32	W
J-9	Brown Paper Mill.....H	25-38	L
J-10	Brown Paper Mill.....H	26-46	L
J-13	LSU.....H	40-37	W
J-14	LSU.....H	34-32	W
J-18	Alabama.....H	23-35	L
J-19	Alabama.....H	21-57	L
F-2	Baldwyn.....A	30-37	L
F-3	Tupelo.....A	27-40	L
F-6	Tulane.....H	35-27	W
F-7	Tulane.....H	32-37	L
F-10	Miss. State.....A	36-40	L
F-11	Miss. State.....A	25-32	L
F-13	LSU.....A	33-53	L
F-14	LSU.....A	33-50	L
F-17	Miss. State.....H	50-49	W
F-18	Miss. State.....H	41-27	W

**SEC TOURNAMENT**

F-24	Kentucky.....1	31-49	L
------	----------------	-------	---

**Key to Neutral Sites:** 1- Atlanta, Ga.

## 1933-34

**Record:** 7-9, 2-8 SEC  
**Head Coach:** Ed Walker

J-12	CCC.....H	52-22	W
J-13	Southwestern.....H	45-15	W
J-18	Southwestern.....A	59-27	W
J-19	Howard.....H	47-20	W
J-20	Howard.....H	60-26	W
J-22	Alabama.....H	25-50	L
J-27	Alabama.....H	18-34	L
F-2	Miss. State.....A	35-41	L
F-3	Miss. State.....A	29-22	W
F-7	Millsaps.....A	27-41	L
F-8	Tulane.....A	16-30	L
F-10	Tulane.....A	24-31	L
F-12	LSU.....A	33-52	L
F-13	LSU.....A	39-49	L
F-18	Miss. State.....H	24-29	L
F-19	Miss. State.....H	36-35	W

## 1934-35

**Record:** 8-10, 5-7 SEC  
**Head Coach:** Ed Walker

J-9	Taylor.....H	52-32	W
J-10	Memphis Coca-Cola.....H	37-38	L
J-14	Alabama.....A	26-38	L
J-15	Alabama.....A	27-42	L
J-30	Millsaps.....H	32-39	L
J-31	Southern Miss.....A	40-38	W
F-1	Tulane.....A	43-30	W
F-2	Tulane.....A	23-41	L
F-4	LSU.....A	32-47	L
F-5	LSU.....A	33-47	L
F-8	Miss. State.....A	31-61	L
F-9	Miss. State.....A	37-55	L
F-15	Southwestern.....H	43-50	L

F-16	Southwestern.....H	42-13	W
F-22	Sewanee.....H	42-20	W
F-23	Sewanee.....H	42-13	W
F-28	Miss. State.....H	35-33	W
M-1	Miss. State.....H	40-38	W

## GEORGE BOHLER 53-27 (1936-38)

## 1935-36

**Record:** 11-9, 7-5 SEC  
**Head Coach:** George Bohler

J-10	Memphis Coca-Cola.....H	41-40	W
J-11	Memphis Coca-Cola.....A	43-45	L
J-16	Union.....H	38-43	L
J-17	Union.....H	46-35	W
J-24	Baldwyn.....H	54-43	W
J-25	Baldwyn.....A	36-37	L
J-27	Alabama.....H	42-34	W
J-28	Alabama.....H	32-38	L
J-30	Southern Miss.....A	40-28	W
J-31	LSU.....A	37-54	L
F-1	LSU.....A	51-46	W
F-3	Tulane.....A	41-30	W
F-4	Tulane.....A	41-16	W
F-7	Miss. State.....A	38-39	L
F-8	Miss. State (Zot).....A	48-42	W
F-14	LSU.....H	59-47	W
F-15	LSU.....H	69-51	W
F-18	Memphis YMCA.....A	38-60	L
F-21	Miss. State.....H	43-51	L
F-22	Miss. State.....H	32-41	L

## 1936-37

**Record:** 20-6, 7-3 SEC  
**Head Coach:** George Bohler

D-31	Baldwyn.....A	36-25	W
J-1	Tupelo.....A	47-20	W
J-2	Memphis YMCA.....A	59-41	W
J-5	Baldwyn.....H	45-36	W
J-8	Fulton.....H	63-25	W
J-9	Tupelo.....H	64-19	W
J-12	Memphis Coca-Cola.....H	48-43	W
J-13	LSU.....H	50-47	W
J-14	LSU.....H	40-27	W
J-18	Tulane.....H	33-26	W
J-19	Tulane.....H	43-35	W
J-21	Union.....A	23-37	L
J-22	Union.....A	41-43	L
J-30	Water Valley.....H	69-27	W
F-2	Water Valley.....A	83-32	W
F-5	Delta State.....H	67-36	W
F-6	Delta State.....H	46-31	W
F-9	Miss. State.....A	40-36	W
F-10	Miss. State.....A	34-43	L
F-13	Millsaps.....A	57-40	W
F-15	Alabama.....A	34-38	L
F-16	Alabama.....A	31-32	L
F-17	Doug Specials.....A	67-39	W
F-21	Miss. State.....H	36-34	W
F-22	Miss. State.....H	50-42	W

**SEC TOURNAMENT**

F-26	Alabama.....1	34-35	L
------	---------------	-------	---

**Key to Neutral Sites:** 1- Knoxville, Tenn.

## 1937-38

**Record:** 22-12, 11-2 SEC  
**Head Coach:** George Bohler

D-15	Water Valley.....A	37-38	L
D-16	Tupelo.....A	23-25	L
D-17	Tupelo.....A	34-32	W
D-22	Arkansas.....N	42-47	L
D-23	Arkansas.....A	46-48	L
D-27	Tupelo.....A	30-45	L
D-28	Tupelo.....A	36-38	L
D-31	Vanderbilt.....A	68-30	W
J-1	Memphis Coca-Cola.....A	63-42	W
J-5	Water Valley.....A	57-41	W
J-7	Union.....A	36-40	L
J-8	Union.....A	30-36	L
J-11	Miss. State.....N	49-37	W
J-12	Miss. State.....N	45-58	L
J-14	LSU.....A	59-48	W
J-15	LSU.....A	47-44	W
J-28	Baldwyn.....H	33-44	L
J-29	Southwestern.....A	49-32	W

F-2	Tupelo.....A	37-28	W
F-2	Tupelo.....A	39-36	W
F-3	Baldwyn.....A	50-45	W
F-4	Miss. State.....A	41-43	L
F-5	Miss. State.....A	45-44	W
F-7	Tulane.....A	45-34	W
F-8	Tulane.....A	35-34	W
F-11	Southwestern.....H	43-39	W
F-16	Alabama.....H	43-36	W
F-17	Alabama.....H	50-38	W
F-18	Miss. State.....H	70-38	W
F-19	Miss. State.....H	59-45	W
F-28	Union.....H	50-39	W

## SEC TOURNAMENT

M-3	Tennessee.....1	45-40	W
M-4	LSU.....1	68-40	W
M-5	Georgia Tech.....1	47-58	L

**Key to Neutral Sites:** 1- Baton Rouge, La.

## FRANK JOHNSON 10-16 (1939)

## 1938-39

**Record:** 10-16, 4-10 SEC  
**Head Coach:** Frank Johnson

D-15	Miss. College.....H	40-43	L
D-17	Memphis Coca-Cola.....A	51-50	W
D-30	Water Valley.....A	31-33	L
J-4	Millsaps.....H	47-37	W
J-6	Miss. State.....N	40-39	W
J-7	Miss. State.....N	33-37	L
J-9	LSU.....H	41-42	L
J-10	LSU.....H	34-42	L
J-13	Millsaps.....A	46-34	W
J-14	Miss. College.....A	42-55	L
J-16	Tulane.....H	33-23	W
J-17	Tulane.....H	35-40	L
J-23	Southwestern.....H	38-35	W
J-24	Southwestern.....H	44-32	W
F-6	Alabama.....A	25-46	L
F-7	Alabama.....A	21-30	L
F-10	Miss. State.....H	44-43	W
F-11	Miss. State.....H	33-30	W
F-13	LSU.....A	48-50	L
F-14	LSU.....A	18-59	L
F-17	Southwestern.....A	33-48	L
F-18	Southwestern.....A	38-49	L
F-23	Miss. State.....A	36-39	L
F-24	Miss. State.....A	27-51	L

**SEC TOURNAMENT**

M-2	Georgia Tech.....1	42-38	W
M-2	Kentucky.....1	30-49	L

**Key to Neutral Sites:** 1- Knoxville, Tenn.

## CHARLES JASKWHICH 15-43 (1940-42)

## 1939-40

**Record:** 9-10, 3-8 SEC  
**Head Coach:** Charles Jaskwhich

D-12	Miss. College.....H	50-26	W
D-13	Millsaps.....H	45-29	W
D-15	Memphis Teachers.....H	40-29	W
J-5	Miss. College.....A	49-43	W
J-6	Millsaps.....H	32-36	L
J-9	Southwestern.....H	56-43	W
J-12	LSU.....H	47-51	L
J-15	Southwestern.....A	49-42	W
J-19	Georgia.....A	41-45	L
J-20	Georgia Tech.....A	39-50	L
J-22	Alabama.....A	40-50	L
J-5	Miss. State.....N	46-50	L
F-6	Miss. State.....A	35-47	L
F-10	LSU.....A	45-33	W
F-12	Tulane.....A	34-36	L
F-13	Tulane.....A	37-30	W
F-17	Miss. State.....H	64-51	W
F-22	Alabama.....H	25-28	L

**SEC TOURNAMENT**

F-29	Georgia.....1	27-45	L
------	---------------	-------	---

**Key to Neutral Sites:** 1- Knoxville, Tenn.

**1940-41**

**Record:** 2-18, 2-15 SEC  
**Head Coach:** Charles Jaskwhich

D-16	Delta State.....A	20-42	L
D-18	Florida.....H	27-35	L
J-7	Miss. State.....H	35-30	W
J-8	Miss. State.....H	23-30	L
J-10	LSU.....H	32-56	L
J-13	Auburn.....A	30-43	L
J-14	Georgia Tech.....A	47-60	L
J-17	Tulane.....H	23-48	L
J-18	Tulane.....H	27-32	L
J-20	Delta State.....H	31-42	L
F-3	LSU.....A	39-67	L
F-7	Vanderbilt.....A	47-80	L
F-8	Tennessee.....A	29-61	L
F-10	Kentucky.....A	41-60	L
F-14	Alabama.....H	40-44	L
F-15	Georgia.....H	46-53	L
F-18	Miss. State.....H	41-40	W
F-19	Miss. State.....A	20-33	L
F-22	Alabama.....A	21-46	L
SEC TOURNAMENT			
F-28	Kentucky.....1	52-62	L

**Key to Neutral Sites:** 1- Louisville, Ky.

**1941-42**

**Record:** 4-15, 3-12 SEC  
**Head Coach:** Charles Jaskwhich

D-12	Delta State.....A	29-30	L
D-18	Miss. College.....H	53-40	W
D-19	Auburn.....H	31-34	L
J-9	LSU.....H	35-56	L
J-10	Tennessee.....H	39-42	L
J-14	Alabama.....A	20-49	L
J-17	LSU.....A	51-42	W
J-19	Tulane.....A	21-27	L
J-20	Tulane.....A	30-36	L
F-2	Miss. State.....H	33-31	W
F-4	Miss. State.....H	37-52	L
F-7	Vanderbilt.....H	38-31	W
F-9	Delta State.....H	36-42	L
F-13	Florida.....A	35-46	L
F-16	Georgia.....A	27-36	L
F-18	Alabama.....H	24-44	L
F-22	Miss. State.....A	30-37	L
F-23	Miss. State.....H	34-42	L
SEC TOURNAMENT			
F-27	Kentucky.....1	32-59	L

**Key to Neutral Sites:** 1- Louisville, Ky.

**EDWIN HALE**

**23-18 (1943, 1945)**

**1942-43**

**Record:** 8-10, 6-8 SEC  
**Head Coach:** Edwin Hale

D-16	Florida.....H	35-32	W
D-17	Florida.....H	51-44	W
J-8	LSU.....H	34-54	L
J-11	Tulane.....H	38-48	L
J-16	LSU.....A	39-51	L
J-18	Tulane.....A	37-34	W
J-25	Blytheville AAB.....H	66-31	W
J-30	Vanderbilt.....H	49-44	W
F-1	Alabama.....A	40-50	L
F-5	Vanderbilt.....A	30-55	L
F-8	Key Field.....A	65-44	W
F-11	Miss. State.....H	52-51	W
F-12	Miss. State.....H	43-54	L
F-15	Alabama.....H	44-29	W
F-19	Miss. State.....A	39-51	L
F-20	Miss. State.....A	45-46	L
F-22	Millington AAB.....H	45-50	L
SEC TOURNAMENT			
F-26	Georgia.....1	27-36	L

**Key to Neutral Sites:** 1- Louisville, Ky.

**1943-1944**

NO GAMES SCHEDULED

**1944-45**

**Record:** 15-8, 3-1 SEC  
**Head Coach:** Edwin Hale

J-6	Southwestern.....H	60-37	W
J-9	Jackson AAB.....H	63-37	W

J-12	Fourth Ferry.....A	24-23	W
J-13	Arkansas State.....A	64-26	W
J-17	Miss. Ord. Plant.....H	27-47	L
J-19	Como POW Camp.....H	58-34	W
J-27	Millsaps.....H	47-46	W
J-30	Como POW Camp.....A	54-38	W
J-31	Fourth Ferry.....A	46-40	W
F-2	Miss. Ord. Plant.....A	42-65	L
F-3	Millsaps.....A	64-39	L
F-8	Columbus AAB.....A	59-55	W
F-9	Miss. State.....A	37-44	L
F-10	Miss. State.....A	61-24	W
F-12	Fourth Ferry.....H	70-48	W
F-15	Miss. State.....H	41-36	W
F-16	Miss. State.....H	43-32	W
F-19	Columbus AAB.....H	51-29	W
F-21	Foster Hospital.....H	33-49	L
F-23	Foster Hospital.....A	47-54	L
F-24	Jackson AAB.....A	38-39	L
F-26	Arkansas State.....H	76-24	W
SEC TOURNAMENT			
M-1	Tennessee.....1	37-59	L

**Key to Neutral Sites:** 1- Louisville, Ky.

**BUSTER POOLE**  
**8-11 (1946)**

**1945-46**

**Record:** 8-11, 2-8 SEC  
**Head Coach:** Buster Poole

J-7	Southwestern.....H	44-21	W
J-11	Tennessee.....H	42-65	L
J-12	LSU.....H	23-53	L
J-14	Millsaps.....A	58-33	W
J-19	Vanderbilt.....A	31-39	L
J-30	Alabama.....H	34-36	L
F-1	Millsaps.....A	50-42	W
F-2	Miss. College.....A	61-41	W
F-4	LSU.....A	35-60	L
F-7	Miss. College.....H	38-39	L
F-9	Alabama.....A	45-61	L
F-12	Miss. State.....H	58-44	W
F-13	Miss. State.....H	45-40	W
F-16	Southwestern.....A	76-44	W
F-19	Miss. State.....A	43-50	L
F-20	Miss. State.....A	34-54	L
F-22	Memphis Coca-Cola.....A	47-40	W
F-25	Memphis NAS.....H	47-65	L
SEC TOURNAMENT			
M-1	LSU.....1	34-59	L

**Key to Neutral Sites:** 1- Louisville, Ky.

**JIM WHATLEY**  
**26-39 (1947-49)**

**1946-47**

**Record:** 7-14, 2-11 SEC  
**Head Coach:** Jim Whatley

D-5	Tulane.....H	41-69	L
D-7	Southwestern.....A	74-34	W
D-9	Tupelo Legion.....A	35-40	L
D-13	Auburn.....H	58-38	W
D-17	Southwestern.....H	53-21	W
J-6	Georgia.....H	38-46	L
J-9	Alabama.....1	40-46	L
J-10	LSU.....H	43-54	L
J-13	Arkansas State.....H	29-41	L
J-15	Miss. State.....A	31-53	L
J-20	Chattanooga.....H	64-36	W
J-21	Miss. College.....H	44-22	W
F-1	Tulane.....A	43-50	L
F-3	LSU.....A	43-63	L
F-8	Vanderbilt.....A	41-55	L
F-10	Tennessee.....A	28-61	L
F-11	Chattanooga.....A	56-49	W
F-15	Alabama.....A	30-83	L
F-18	Miss. State.....H	59-49	W
F-21	Alabama.....H	28-33	L
SEC TOURNAMENT			
F-27	LSU.....2	36-61	L

**Key to Neutral Sites:** 1 - Memphis, Tenn.; 2 - Louisville, Ky.

**1947-48**

**Record:** 11-12, 5-9 SEC  
**Head Coach:** Jim Whatley

D-6	Vanderbilt.....H	53-42	W
D-12	Middle Tennessee.....H	65-36	W
D-16	Tupelo Legion.....A	66-56	W
D-19	Vanderbilt.....A	49-71	L
J-6	Southwestern.....H	74-43	W
J-10	Georgia.....A	66-74	L
J-12	Auburn.....A	50-59	L
J-15	Oklahoma A&M.....1	34-52	L
J-23	Tulane.....H	46-52	L
F-2	LSU.....H	49-37	W
F-4	Southwestern.....A	55-49	W
F-6	Miss. State.....A	43-49	L
F-7	Miss. State.....A	42-45	L
F-10	Alabama.....A	36-37	L
F-11	Alabama Teachers.....A	50-48	W
F-14	Arkansas State.....H	67-51	W
F-18	Arkansas State.....A	53-78	L
F-21	Alabama.....H	40-35	W
F-23	LSU (ot).....A	50-52	L
F-24	Tulane.....A	46-73	L
F-27	Miss. State.....H	59-37	W
F-28	Miss. State.....H	63-46	W
SEC TOURNAMENT			
M-5	Tennessee.....2	62-81	L

**Key to Neutral Sites:** 1- Memphis, Tenn.; 2- Louisville, Ky.

**1948-49**

**Record:** 8-13, 4-12 SEC  
**Head Coach:** Jim Whatley

D-11	Miss. College.....A	67-50	W
D-13	Miss. College.....H	81-55	W
D-17	Miss. State.....H	69-61	W
J-4	Southwestern.....H	60-52	W
J-7	Georgia.....H	54-63	L
J-15	Vanderbilt.....H	49-62	L
J-17	Auburn.....H	47-43	W
J-29	Alabama.....H	42-37	W
J-31	LSU.....H	48-58	L
F-3	#1 Kentucky.....1	45-75	L
F-5	Tulane.....H	44-70	L
F-7	Vanderbilt.....A	52-64	L
F-11	#8 Tulane.....A	34-74	L
F-12	LSU.....A	39-49	L
F-16	#1 Kentucky.....A	31-85	L
F-19	Florida.....H	61-63	L
F-23	Southwestern.....A	81-62	W
F-25	Miss. State.....A	52-51	W
F-26	Alabama.....A	57-64	L
F-28	Auburn.....A	61-65	L
SEC TOURNAMENT			
M-4	Tennessee.....2	49-74	L

**Key to Neutral Sites:** 1 - Memphis, Tenn.; 2 - Louisville, Ky.

**B.L. "COUNTRY" GRAHAM**  
**144-168 (1950-62)**

**1949-50**

**Record:** 8-17, 4-13 SEC  
**Head Coach:** B.L. Graham

D-3	Birmingham So.....H	61-46	W
D-6	Southeastern.....H	85-44	W
D-8	Alabama.....A	38-56	L
D-9	Auburn.....A	60-64	L
D-10	Birmingham So.....A	61-55	W
D-17	Tulane.....A	58-70	L
D-19	LSU.....A	61-74	L
D-21	Miami (Fla.).....A	67-82	L
D-22	Miami (Fla.).....A	43-55	L
D-23	Tampa.....A	77-79	L
J-7	Georgia.....A	52-70	L
J-9	Florida.....A	54-46	W
J-16	Vanderbilt.....H	37-44	L
J-18	Miss. State.....A	60-64	L
J-28	LSU.....H	75-65	W
J-30	Auburn.....H	63-77	L
F-4	#6 Kentucky.....1	55-61	L
F-6	Tulane.....H	66-68	L
F-11	Southwestern.....A	69-53	W
F-15	#5 Kentucky.....A	50-90	L
F-16	#20 Vanderbilt.....A	47-80	L
F-22	Alabama.....H	61-52	W
F-23	Miss. State.....H	62-45	W

F-25	Tennessee.....A	57-79	L
SEC TOURNAMENT			
M-2	Georgia.....2	58-59	L

**Key to Neutral Sites:** 1- Memphis, Tenn.; 2- Louisville, Ky.

**1950-51**

**Record:** 12-12, 5-9 SEC  
**Head Coach:** B.L. Graham

D-4	Miss. College.....H	80-45	W
D-7	Southwestern.....H	89-30	W
D-9	Auburn.....H	65-61	W
D-11	Alabama.....A	67-61	W
D-15	Tulane.....H	62-72	L
D-16	LSU.....H	72-67	W
D-20	Arkansas.....1	35-45	L
D-21	Arkansas.....2	46-41	W
J-6	Georgia.....A	41-59	L
J-10	Florida.....A	58-69	L
J-11	Florida State.....A	58-63	L
J-13	Vanderbilt.....H	63-70	L
J-17	Miss. State.....A	67-71	L
J-27	Georgia Tech.....H	59-73	L
F-3	#1 Kentucky.....A	39-86	L
F-10	Tennessee.....H	65-67	L
F-12	Miss. College.....A	80-50	W
F-14	Florida State.....H	79-75	W
F-17	LSU.....A	69-48	W
F-19	Tulane.....A	50-64	L
F-20	Spring Hill.....3	70-69	W
F-27	Miss. State.....H	95-60	W
SEC TOURNAMENT			
F-28	Alabama.....4	44-42	W
M-1	LSU.....4	57-62	L

**Key to Neutral Sites:** 1- Memphis, Tenn.; 2- Little Rock, Ark.; 3- Natchez, Miss.; 4- Louisville, Ky.

**1951-52**

**Record:** 15-11, 8-6 SEC  
**Head Coach:** B.L. Graham

D-3	Miss. College.....H	97-59	W
D-7	Arkansas.....1	58-66	L
D-8	Arkansas.....2	66-68	L
D-10	Arkansas State.....H	77-54	W
D-13	Tulane.....H	81-66	W
D-14	LSU.....H	69-81	L
D-17	Alabama.....H	79-80	L
J-1	Arkansas State.....A	64-62	W
J-2	#4 Kentucky.....A	58-116	L
J-5	Birmingham So.....H	92-42	W
J-7	Georgia.....H	103-52	W
J-9	Miss. State.....H	77-62	W
J-12	Tennessee.....A	69-76	L
J-14	Georgia Tech.....A	94-64	W
J-19	Auburn.....H	76-58	W
J-30	LSU.....A	68-65	W
F-2	Florida.....H	56-45	W
F-4	Vanderbilt.....A	51-59	L
F-6	#1 Kentucky.....A	61-81	L
F-9	Miss. College.....A	85-64	W
F-11	Memphis State.....A	42-47	L
F-16	Tulane.....A	74-70	W
F-18	LSU.....A	67-78	L
F-19	Spring Hill.....3	78-64	W
F-26	Miss. State.....A	73-61	W
SEC TOURNAMENT			
M-1	LSU.....4	60-75	L

**Key to Neutral Sites:** 1- Little Rock, Ark.; 2- Memphis, Tenn.; 3- Natchez, Miss.; 4- Louisville, Ky.

**1952-53**

**Record:** 14-11, 5-8 SEC  
**Head Coach:** B.L. Graham

D-1	Miss. College.....H	90-64	W
D-6	East Tenn. State.....H	65-74	L
D-8	Arkansas State.....H	100-80	W
D-13	Union.....H	96-55	W
D-15	Florence State.....A	111-92	W
D-20	Arkansas.....A	72-104	L
D-22	Arkansas State.....A	78-68	W
J-2	Arizona.....N	75-70	W
J-3	Auburn.....N	65-55	W
J-5	Tennessee.....H	71-81	L
J-8	Tulane.....H	77-83	L
J-12	#11 LSU.....H	66-67	L
J-17	Miss. State.....A	60-73	L
J-19	Alabama.....A	54-60	L

J-31	Florence State.....	H	82-48	W
F-2	Georgia.....	A	77-75	W
F-7	Georgia Tech.....	H	78-63	W
F-11	Auburn.....	A	65-72	L
F-12	Birmingham So.....	A	85-71	W
F-16	Vanderbilt.....	H	79-65	W
F-18	Memphis State.....	A	72-65	L
F-21	Tulane.....	A	68-84	L
F-23	#6 LSU.....	A	48-63	L
F-28	Florida.....	A	64-61	W
M-7	Miss. State.....	H	62-46	W

**1953-54**

**Record:** 12-12, 7-7 SEC  
**Head Coach:** B.L. Graham

D-3	Southwestern.....	H	92-52	W
D-10	Union.....	A	118-82	W
D-18	Alabama.....	1	68-72	L
D-19	Georgia.....	1	87-73	W
D-28	Oklahoma A&M.....	2	42-59	L
D-30	Furman.....	2	88-78	W
D-31	Tulsa.....	2	60-64	L
J-5	Arkansas.....	3	76-89	L
J-9	Alabama.....	H	62-60	W
J-11	Auburn.....	A	61-66	L
J-16	Georgia Tech.....	A	80-71	W
J-18	Vanderbilt.....	A	78-74	W
J-30	Tulane.....	A	77-84	L
F-1	#14 LSU.....	A	52-53	L
F-6	Miss. State.....	H	63-53	W
F-9	Memphis State.....	A	75-82	L
F-13	#1 Kentucky.....	A	62-88	L
F-15	Tennessee.....	A	92-73	W
F-16	East Tenn. State.....	A	86-69	W
F-20	Georgia.....	H	80-66	W
F-22	Florida.....	H	86-66	W
F-27	Tulane.....	H	57-66	L
M-1	#12 LSU.....	H	53-76	L
M-6	Miss. State.....	A	59-65	L

**Key to Neutral Sites:** 1- Birmingham, Ala.; 2- Oklahoma City, Okla.; 3- Memphis, Tenn.

**1954-55**

**Record:** 8-15, 5-9 SEC  
**Head Coach:** B.L. Graham

D-1	Union.....	H	67-59	W
D-9	East Tenn. State.....	H	62-50	W
D-11	Southwestern.....	1	83-72	W
D-15	St. Louis.....	A	68-82	L
D-17	Arkansas.....	A	64-74	L
D-27	Cincinnati.....	2	70-78	L
D-28	Denver (ot).....	2	81-88	L
D-30	Texas Tech.....	2	60-86	L
J-1	Vanderbilt.....	A	69-94	L
J-8	Alabama.....	A	59-70	L
J-10	Auburn.....	A	81-85	L
J-15	Georgia Tech.....	H	81-66	W
J-17	Vanderbilt.....	H	77-63	W
J-29	Tulane.....	H	82-83	L
J-31	LSU.....	H	89-69	W
F-5	#1 Kentucky.....	A	66-84	L
F-10	Miss. State.....	H	66-58	W
F-14	Tennessee.....	H	78-84	L
F-19	Georgia.....	A	80-86	L
F-21	Florida.....	A	72-78	L
F-26	Tulane.....	A	86-80	W
F-28	LSU.....	A	65-68	L
M-5	Miss. State.....	A	56-60	L

**Key to Neutral Sites:** 1- Memphis, Tenn.; 2- Owensboro, Ky.

**1955-56**

**Record:** 10-13, 4-10 SEC  
**Head Coach:** B.L. Graham

D-1	Howard.....	H	113-62	W
D-10	David Lipscomb.....	H	109-78	W
D-12	Arkansas State.....	H	95-79	W
D-14	Howard.....	A	108-74	W
D-16	Eastern Kentucky.....	1	95-92	W
D-17	Texas.....	1	72-86	L
J-4	Arkansas State.....	A	71-78	L
J-7	#17 Alabama.....	H	65-69	L
J-9	Auburn.....	H	76-69	W
J-14	#4 Vanderbilt.....	A	73-85	L
J-16	Georgia Tech.....	A	58-79	L
J-28	Arkansas.....	2	69-85	L

J-30	Miss. State.....	H	79-100	L
F-4	Tulane.....	A	82-93	L
F-6	LSU.....	A	76-100	L
F-11	#7 Kentucky.....	A	49-88	L
F-13	Tennessee.....	A	63-65	L
F-14	East Tenn. State.....	A	72-69	W
F-18	Georgia.....	H	105-65	W
F-20	Florida.....	H	90-77	W
F-25	Tulane.....	H	81-83	L
F-27	LSU.....	H	81-70	W
M-1	Miss. State.....	A	74-82	L

**Key to Neutral Sites:** 1- Montgomery, Ala.; 2- Memphis, Tenn.

**1956-57**

**Record:** 9-12, 4-10 SEC  
**Head Coach:** B.L. Graham

D-3	SE Louisiana.....	H	75-55	W
D-6	East Tenn. State (ot).....	H	89-88	W
D-8	Vanderbilt.....	A	61-90	L
D-10	Arkansas State.....	H	87-66	W
D-15	Austin Peay.....	H	82-63	W
D-22	Arkansas State (ot).....	A	79-78	W
D-29	Virginia.....	1	81-83	L
J-5	Alabama.....	A	84-93	L
J-7	Auburn.....	A	66-88	L
J-12	#6 Vanderbilt.....	H	68-66	W
J-14	Georgia Tech.....	H	78-82	L
J-19	Miss. State.....	A	72-82	L
F-1	#14 Tulane.....	H	65-66	L
F-2	LSU.....	H	79-73	W
F-8	#3 Kentucky.....	2	69-75	L
F-11	Tennessee.....	H	88-98	L
F-16	Georgia.....	A	99-91	W
F-18	Florida.....	A	81-92	L
F-22	Tulane.....	A	74-102	L
F-23	LSU.....	A	83-76	W
F-28	#20 Miss. State.....	H	73-81	L

**Key to Neutral Sites:** 1- Owensboro, Ky.; 2- Memphis

**1957-58**

**Record:** 12-12, 6-8 SEC  
**Head Coach:** B.L. Graham

D-2	Howard.....	H	97-46	W
D-5	Union.....	H	96-63	W
D-9	Arkansas State.....	H	62-58	W
D-13	Arkansas.....	1	58-61	L
D-16	David Lipscomb.....	H	84-55	W
D-19	Arkansas State.....	A	56-76	L
D-27	#10 Miss. State.....	A	53-66	L
D-28	Alabama.....	2	79-76	W
J-4	Alabama.....	3	44-70	L
J-6	Auburn.....	H	51-71	L
J-11	Vanderbilt.....	A	59-68	L
J-13	Georgia Tech.....	A	67-76	L
J-18	#11 Miss. State.....	H	67-62	W
J-25	Memphis State.....	A	62-85	L
F-1	Tulane.....	A	67-77	L
F-3	LSU.....	A	76-63	W
F-8	#12 Kentucky.....	A	65-96	L
F-10	Tennessee.....	A	63-68	L
F-11	East Tenn. State (2ot).....	A	55-53	W
F-15	Georgia.....	H	81-63	W
F-17	Florida.....	H	67-65	W
F-22	Tulane.....	H	83-68	W
F-24	LSU.....	H	85-75	W
F-27	#16 Miss. State.....	A	60-91	L

**Key to Neutral Sites:** 1- Little Rock, Ark.; 2- Starkville, Miss.; 3- Memphis, Tenn.

**1958-59**

**Record:** 7-17, 1-13 SEC  
**Head Coach:** B.L. Graham

D-1	Troy State.....	H	62-50	W
D-2	SE Louisiana.....	H	87-64	W
D-6	Union.....	A	87-71	W
D-8	Murray State.....	H	67-61	W
D-13	Arkansas (ot).....	1	81-83	L
D-15	SE Missouri State.....	H	81-76	W
D-20	Murray State.....	A	60-80	L
D-29	Florida.....	2	71-47	W
D-30	LSU.....	2	55-69	L
J-3	Alabama.....	A	76-89	L
J-5	#9 Auburn.....	A	47-60	L
J-10	Vanderbilt (ot).....	H	74-79	L
J-12	Georgia Tech.....	H	70-89	L
J-17	#12 Miss. State.....	A	58-87	L

J-24	Memphis State.....	A	63-65	L
J-31	Tulane.....	H	66-78	L
F-2	LSU.....	H	80-69	W
F-7	#1 Kentucky.....	3	72-97	L
F-9	Tennessee.....	H	82-85	L
F-14	Georgia.....	A	69-84	L
F-16	Florida (ot).....	A	97-102	L
F-21	Tulane.....	A	65-81	L
F-23	LSU.....	A	93-99	L
F-28	#5 Miss. State.....	H	16-23	L

**Key to Neutral Sites:** 1- Memphis, Tenn.; 2- Jacksonville, Fla.; 3- Jackson, Miss.

**1959-60**

**Record:** 15-9, 8-6 SEC  
**Head Coach:** B.L. Graham

D-1	Troy State.....	H	79-71	W
D-3	Southwestern.....	H	99-60	W
D-5	Arkansas State.....	A	67-57	W
D-7	Tenn.-Chattanooga.....	H	94-76	W
D-12	Arkansas.....	1	78-63	W
D-14	Arkansas State.....	H	75-58	W
D-21	East Tenn. State.....	A	60-79	L
D-22	Tennessee Tech (ot).....	2	37-36	W
J-2	Alabama.....	H	86-77	W
J-4	Auburn.....	H	64-56	W
J-9	Vanderbilt.....	A	58-66	L
J-11	#6 Georgia Tech.....	A	66-91	L
J-16	Miss. State.....	H	67-60	W
J-23	Memphis State.....	A	57-96	L
J-30	Tulane.....	A	66-64	W
F-1	LSU.....	A	76-61	W
F-6	Kentucky.....	A	43-61	L
F-8	Tennessee.....	A	71-81	L
F-9	Tenn.-Chattanooga.....	A	74-76	L
F-13	Florida.....	H	90-81	W
F-15	Georgia (ot).....	H	65-63	W
F-20	Tulane.....	H	43-59	L
F-22	LSU.....	H	90-70	W
F-27	Miss. State.....	A	54-72	L

**Key to Neutral Sites:** 1- Little Rock, Ark.; 2- Johnson City, Tenn.

**1960-61**

**Record:** 10-14, 5-9 SEC  
**Head Coach:** B.L. Graham

D-1	SE Louisiana.....	H	81-56	W
D-3	Loyola.....	H	79-69	W
D-5	Arkansas State.....	A	53-59	L
D-10	Arkansas.....	A	71-77	L
D-13	Arkansas State.....	H	86-47	W
D-17	Loyola.....	A	60-64	L
D-28	Georgetown.....	1	78-73	W
D-29	Middle Tenn. State.....	1	64-62	W
D-30	South Carolina.....	1	79-85	L
J-7	Alabama.....	A	54-80	L
J-9	#10 Auburn.....	A	40-51	L
J-14	Georgia Tech.....	H	69-67	W
J-16	Vanderbilt.....	H	74-72	W
J-21	Miss. State.....	A	40-63	L
J-28	Memphis State.....	A	61-88	L
F-4	Tulane.....	H	67-90	L
F-6	LSU.....	H	69-75	L
F-11	Kentucky.....	A	60-74	L
F-13	Tennessee.....	H	57-55	W
F-18	Georgia.....	A	69-73	L
F-20	Florida (ot).....	A	77-81	L
F-25	Tulane.....	A	71-87	L
F-27	LSU.....	A	48-46	W
M-4	Miss. State.....	H	74-70	W

**Key to Neutral Sites:** 1- Shreveport, La.

**1961-62**

**Record:** 12-13, 5-9 SEC  
**Head Coach:** B.L. Graham

D-4	SE Louisiana.....	H	83-66	W
D-7	Louisiana Tech.....	H	96-78	W
D-9	Centenary.....	H	87-63	W
D-12	Louisiana College.....	H	92-66	W
D-16	Arkansas.....	1	54-59	L
D-18	Louisiana Tech.....	A	68-64	W
D-20	Houston (2ot).....	A	62-63	L
D-28	Texas.....	2	71-88	L
D-29	Texas Tech.....	A	70-93	L
J-2	Florence State.....	A	68-64	W
J-6	Alabama.....	H	62-68	L
J-8	Auburn.....	H	58-64	L

J-13	Georgia Tech.....	A	60-55	W
J-15	Vanderbilt.....	A	58-80	L
J-20	#10 Miss. State.....	H	57-61	L
J-29	Florence State.....	H	80-70	W
F-3	Tulane.....	A	77-107	L
F-5	LSU.....	A	59-70	L
F-10	#2 Kentucky.....	A	60-83	L
F-12	Tennessee.....	A	98-81	W
F-17	Georgia.....	H	79-75	W
F-19	Florida.....	H	62-63	L
F-24	Tulane.....	H	83-76	W
F-26	LSU.....	H	74-68	W
M-3	#5 Miss. State.....	A	58-63	L

**Key to Neutral Sites:** 1- Little Rock, Ark.; 2- Lubbock, Texas

**EDDIE CRAWFORD**  
**46-97 (1963-68)**

**1962-63**

**Record:** 7-17, 4-10 SEC  
**Head Coach:** Eddie Crawford

D-3	Arkansas A&M.....	H	74-60	W
D-5	Sewanee.....	H	78-64	W
D-8	Louisiana Tech.....	A	73-81	L
D-10	Centenary.....	A	68-82	L
D-15	Arkansas.....	1	60-90	L
D-17	Louisiana Tech.....	H	64-68	L
D-22	Memphis State.....	A	62-70	L
D-28	Tennessee Tech.....	2	71-81	L
D-29	East Tenn. State.....	2	53-61	L
J-5	Alabama.....	A	74-80	L
J-7	#10 Auburn.....	A	44-79	L
J-12	#7 Georgia Tech (ot).....	H	71-73	L
J-14	Vanderbilt.....	H	72-79	L
J-19	#9 Miss. State.....	A	64-78	L
J-26	Middle Tenn. State.....	H	77-68	W
F-2	Tulane.....	H	92-84	W
F-4	LSU.....	H	60-48	W
F-9	Kentucky.....	N	69-75	L
F-11	Tennessee.....	H	85-78	W
F-16	Georgia.....	A	63-76	L
F-18	Florida.....	A	72-63	W
F-23	Tulane.....	A	93-95	L
F-25	LSU.....	A	61-80	L
M-2	#7 Miss. State.....	H	72-75	L

**Key to Neutral Sites:** 1- Blytheville, Ark.; 2- Johnson City, Tenn.

**1963-64**

**Record:** 10-12, 7-7 SEC  
**Head Coach:** Eddie Crawford

D-2	Arkansas A&M.....	H	93-62	W
D-7	Memphis State.....	1	57-79	L
D-9	Centenary.....	H	78-97	

D-29	Arkansas	.....N	48-82	L
D-30	Centenary	.....N	65-97	L
J-2	Alabama	.....H	87-91	L
J-4	Auburn	.....H	53-77	L
J-9	Alabama	.....A	72-107	L
J-11	Auburn	.....A	52-67	L
J-16	Florida	.....H	39-60	L
J-23	Miss. State	.....A	72-101	L
J-25	Vanderbilt	.....H	70-84	L
J-30	Tulane	.....H	62-60	W
F-1	LSU	.....H	56-58	L
F-6	Kentucky	.....A	65-102	L
F-8	Tennessee	.....H	50-96	L
F-13	Georgia	.....A	68-90	L
F-15	Florida	.....A	53-85	L
F-20	Tulane	.....A	71-87	L
F-22	LSU	.....A	56-60	L
F-27	Miss. State (ot)	.....H	77-78	L

**Key to Neutral Sites:** 1- Tupelo, Miss.

**1965-66**

**Record:** 5-18, 2-14 SEC

**Head Coach:** Eddie Crawford

D-2	Arkansas A&M	.....H	72-71	W
D-4	Texas	.....A	71-80	L
D-11	Centenary	.....H	64-78	L
D-13	Louisiana Tech	.....H	84-76	W
D-17	So. Mississippi	.....H	94-75	W
D-29	Clemson	.....H	57-85	L
D-30	Furman	.....A	64-80	L
J-3	LSU	.....H	81-80	W
J-8	Tennessee	.....A	55-102	L
J-10	#3 Vanderbilt	.....A	58-106	L
J-15	Florida	.....A	49-79	L
J-29	Florida	.....H	61-96	L
J-31	Georgia	.....H	71-91	L
F-5	Auburn	.....H	55-70	L
F-9	Alabama	.....H	60-79	L
F-12	LSU	.....A	68-90	L
F-14	Tulane	.....A	70-83	L
F-16	Miss. State	.....A	74-90	L
F-21	#1 Kentucky	.....H	65-108	L
F-23	Tulane	.....H	91-70	W
F-26	Auburn	.....A	74-86	L
F-28	Alabama	.....A	66-99	L
M-2	Miss. State	.....H	76-96	L

**1966-67**

**Record:** 13-12, 7-11 SEC

**Head Coach:** Eddie Crawford

D-2	Miss. College	.....1	108-87	W
D-3	Belhaven	.....1	68-60	W
D-5	Texas	.....H	82-80	W
D-7	Arkansas A&M	.....H	96-69	W
D-10	Centenary	.....A	75-65	W
D-12	Louisiana Tech	.....A	84-67	W
D-15	Southern Miss	.....A	73-82	L
D-17	Alabama	.....H	79-58	W
D-19	LSU	.....H	74-67	W
D-31	Florida	.....A	64-79	L
J-2	Georgia	.....A	78-85	L
J-7	Auburn	.....H	56-67	L
J-9	Florida	.....H	63-78	L
J-14	Vanderbilt (ot)	.....H	70-78	L
J-28	Tennessee	.....A	49-62	L
J-30	Kentucky	.....A	53-96	L
F-1	Miss. State	.....A	71-70	W
F-4	Tennessee (ot)	.....H	56-53	W
F-6	Kentucky	.....H	70-79	L
F-11	Vanderbilt	.....A	67-72	L
F-13	Alabama	.....A	73-83	L
F-20	Auburn	.....A	67-86	L
F-25	LSU	.....A	89-77	W
F-27	Georgia	.....H	75-67	W
M-4	Miss. State	.....H	58-57	W

**Key to Neutral Sites:** 1- Jackson, Miss.

**1967-68**

**Record:** 7-17, 4-14 SEC

**Head Coach:** Eddie Crawford

D-1	Texas	.....A	82-95	L
D-6	Arkansas A&M	.....H	99-78	W
D-9	Arkansas	.....A	62-64	L
D-13	Furman	.....H	68-72	L
D-16	Alabama	.....A	59-76	L
D-19	LSU	.....A	68-81	L
D-29	Furman	.....1	84-82	W

D-30	Hardin-Simmons	.....1	65-63	W
J-1	Georgia	.....H	64-70	L
J-3	Florida	.....H	68-70	L
J-6	Auburn	.....A	71-90	L
J-8	Florida	.....A	75-94	L
J-13	#8 Vanderbilt	.....A	70-96	L
J-27	#6 Tennessee	.....H	46-88	L
J-29	#9 Kentucky	.....H	76-85	L
J-31	Miss. State	.....H	63-53	W
F-3	#6 Tennessee	.....A	46-88	L
F-5	#10 Kentucky	.....A	62-78	L
F-10	#9 Vanderbilt	.....H	72-90	L
F-12	Alabama	.....H	77-69	W
F-19	Auburn	.....H	57-56	W
F-24	LSU	.....H	87-85	W
F-26	Georgia	.....A	77-111	L
M-2	Miss. State	.....A	79-88	L

**Key to Neutral Sites:** 1- Greenville, S.C.

**COB JARVIS  
87-117 (1969-76)**

**1968-69**

**Record:** 10-14, 7-11 SEC

**Head Coach:** Cob Jarvis

D-2	Texas	.....H	63-67	L
D-4	Arkansas A&M	.....A	90-75	W
D-7	Arkansas (ot)	.....H	65-61	W
D-14	Auburn	.....H	64-75	L
D-16	Furman	.....A	77-72	W
D-27	SMU	.....1	70-94	L
D-28	Minnesota	.....1	58-72	L
J-4	#3 Kentucky	.....H	59-69	L
J-6	Tennessee	.....H	54-59	L
J-10	Miss. State	.....H	67-60	W
J-13	Vanderbilt	.....A	55-62	L
J-25	Georgia	.....A	81-84	L
J-27	Florida	.....A	66-88	L
F-1	LSU (ot)	.....A	84-81	W
F-3	Alabama (ot)	.....H	53-51	W
F-8	#4 Kentucky	.....A	68-104	L
F-10	Tennessee	.....A	45-61	L
F-12	Vanderbilt	.....H	75-67	W
F-15	Miss. State	.....A	60-64	L
F-22	Georgia (ot)	.....H	82-85	L
F-24	Florida	.....H	79-77	W
M-1	LSU	.....H	78-76	W
M-3	Alabama	.....A	78-72	W
M-8	Auburn	.....A	70-80	L

**Key to Neutral Sites:** 1- Dallas, Texas

**1969-70**

**Record:** 10-15, 6-12 SEC

**Head Coach:** Cob Jarvis

D-1	Texas	.....A	84-95	L
D-3	Vanderbilt	.....H	75-87	L
D-6	Arkansas A&M	.....H	85-61	W
D-9	NE Louisiana (ot)	.....H	80-85	L
D-13	Auburn	.....A	77-91	L
D-19	SW Louisiana	.....1	89-77	W
D-20	Kentucky Wesleyan	.....1	73-88	L
D-29	Valparaiso (ot)	.....2	80-77	W
D-30	South Alabama	.....2	80-61	W
J-3	#1 Kentucky	.....A	73-95	L
J-5	#6 Tennessee (2ot)	.....A	59-57	W
J-9	Miss. State	.....A	58-57	W
J-24	Georgia	.....H	84-96	L
J-26	Florida	.....H	79-77	W
J-31	LSU	.....A	86-109	L
F-2	Alabama	.....A	87-95	L
F-7	#3 Kentucky	.....H	85-120	L
F-9	Tennessee	.....H	60-72	L
F-11	Vanderbilt	.....A	83-80	W
F-13	Miss. State	.....H	57-55	W
F-21	Georgia	.....A	79-94	L
F-23	Florida	.....A	62-63	L
F-28	LSU	.....H	90-103	L
M-2	Alabama	.....H	93-83	W
M-7	Auburn	.....H	66-67	L

**Key to Neutral Sites:** 1- Lafayette, La.; 2- Mobile, Ala.

**1970-71**

**Record:** 11-15, 6-12 SEC

**Head Coach:** Cob Jarvis

D-1	NE Louisiana	.....A	112-97	W
D-4	Arkansas A&M	.....A	114-86	W

D-7	Texas	.....H	89-84	W
D-12	Auburn	.....H	108-96	W
D-15	Southern Miss	.....H	109-100	W
D-18	Holy Cross	.....1	99-93	W
D-19	Marshall	.....1	98-118	L
D-22	Vanderbilt	.....A	112-130	L
D-29	Baylor	.....2	113-132	L
D-30	The Citadel	.....2	90-109	L
J-2	#8 Kentucky	.....H	95-103	L
J-4	#10 Tennessee	.....H	85-98	L
J-8	Miss. State	.....H	83-74	W
J-23	Georgia	.....A	80-88	L
J-25	Florida	.....A	86-106	L
J-30	LSU	.....A	113-90	W
F-1	Alabama	.....H	91-101	L
F-6	#8 Kentucky	.....A	86-121	L
F-8	#11 Tennessee	.....A	74-80	L
F-10	Vanderbilt	.....H	94-88	W
F-13	Miss. State	.....A	67-75	L
F-20	Georgia	.....H	76-72	W
F-22	Florida	.....H	68-85	L
F-27	LSU	.....H	62-54	W
M-1	Alabama	.....A	72-74	L
M-7	Auburn	.....A	85-86	L

**Key to Neutral Sites:** 1- Huntington, W. Va.; 2- Charleston, S.C.

**1971-72**

**Record:** 13-12, 8-10 SEC

**Head Coach:** Cob Jarvis

D-1	Texas	.....A	79-78	W
D-4	Arkansas A&M	.....A	114-86	W
D-6	NE Louisiana	.....H	84-83	W
D-10	Memphis State	.....1	71-74	L
D-11	Bradley	.....1	71-72	L
D-15	Southern Miss	.....A	107-90	W
D-31	MacAlester	.....H	85-66	W
J-3	Auburn	.....A	69-65	W
J-8	#19 Kentucky	.....A	82-93	L
J-10	Tennessee	.....A	70-73	L
J-15	Miss. State	.....A	68-66	W
J-26	Vanderbilt	.....H	92-65	W
J-29	Georgia	.....H	74-80	L
J-31	Florida	.....H	86-72	W
F-5	LSU	.....H	66-67	L
F-7	Alabama	.....A	88-93	L
F-12	Kentucky	.....H	82-90	L
F-14	Tennessee	.....H	58-68	L
F-16	Vanderbilt	.....A	83-89	L
F-19	Miss. State	.....H	65-64	W
F-26	Georgia	.....A	69-79	L
F-28	Florida	.....A	87-74	W
M-4	LSU	.....H	101-78	W
M-6	Alabama	.....H	68-75	L
M-9	Auburn	.....H	89-83	W

**Key to Neutral Sites:** 1- Nashville, Tenn.

**1972-73**

**Record:** 14-12, 8-10 SEC

**Head Coach:** Cob Jarvis

D-2	Texas	.....H	78-58	W
D-4	Ark.-Monticello	.....A	92-55	W
D-5	NE Louisiana	.....A	90-78	W
D-11	Southern Miss	.....H	88-60	W
D-13	#13 Vanderbilt	.....A	57-59	L
D-27	#6 Long Beach State	.....1	68-87	L
D-28	St. Francis	.....1	87-64	W
D-29	Texas A&M	.....1	83-100	L
J-2	Auburn	.....H	58-66	L
J-6	Kentucky	.....H	61-58	W
J-8	Tennessee	.....H	60-52	W
J-13	Miss. State	.....A	74-61	W
J-17	#18 Vanderbilt	.....H	49-59	L
J-27	Georgia	.....A	67-71	L
J-29	Florida	.....A	59-65	L
F-3	LSU	.....H	84-59	W
F-5	#6 Alabama	.....H	66-62	W
F-10	Kentucky	.....A	70-88	L
F-12	Tennessee	.....A	49-51	L
F-17	Miss. State	.....H	83-64	W
F-19	Charleston	.....H	73-47	W
F-24	Georgia	.....H	69-62	W
F-26	Florida	.....H	97-80	W
M-3	LSU	.....A	69-70	L
M-5	Alabama	.....A	67-92	L
M-8	Auburn	.....A	73-77	L

**Key to Neutral Sites:** 1- Oklahoma City, Okla.

**1973-74**

**Record:** 15-10, 9-9 SEC

**Head Coach:** Cob Jarvis

D-1	Texas	.....A	75-59	W
D-3	Charleston	.....H	94-55	W
D-10	Arkansas	.....H	117-66	W
D-12	So. Mississippi	.....A	79-75	W
D-22	Eastern Illinois	.....H	90-77	W
D-28	Louisiana Tech	.....1	105-76	W
D-29	NE Louisiana	.....1	78-86	L
J-5	Georgia	.....A	78-70	W
J-7	Auburn	.....H	93-65	W
J-12	Tennessee	.....H	69-57	W
J-14	#12 Alabama	.....A	71-88	L
J-17	Kentucky	.....A	64-93	L
J-21	Florida	.....H	83-73	W
J-26	#7 Vanderbilt	.....A	56-71	L
J-28	Miss. State	.....H	72-67	W
F-2	LSU	.....H	77-63	W
F-4	Georgia	.....H	59-55	W
F-9	Auburn	.....A	75-85	L
F-11	Tennessee	.....A	57-65	L
F-16	#8 Alabama	.....H	57-77	L
F-18	Kentucky	.....H	61-60	W</

F-28 Kentucky .....H 87-94 L  
M-1 Vanderbilt.....H 81-72 W  
M-6 Florida.....A 94-83 W  
M-8 Auburn.....A 88-103 L

**Key to Neutral Sites:** 1- Jackson, Miss.; 2- Mobile, Ala.

## BOB WELTLICH 83-88 (1977-82)

**1976-77**  
Record: 11-16, 5-13 SEC  
Head Coach: Bob Weltlich

N-27	TCU.....A	61-70	L
D-1	Missouri Western.....H	84-58	W
D-4	TCU.....H	68-63	W
D-6	South Dakota St.....H	78-70	W
D-8	Tulane.....A	59-64	L
D-17	Marshall.....1	65-63	W
D-18	Toledo.....1	67-64	W
D-21	Memphis State.....A	83-88	L
D-30	Southern Miss.....2	84-75	W
J-3	LSU.....A	68-75	L
J-8	Miss. State.....A	49-85	L
J-10	#4 Alabama.....A	88-101	L
J-15	Georgia.....H	82-62	W
J-17	Tennessee.....H	72-86	L
J-22	Vanderbilt (ot).....A	72-77	L
J-24	#6 Kentucky.....A	73-100	L
J-29	Florida.....H	90-83	W
J-31	Auburn.....H	65-72	L
F-5	Miss. State.....H	82-67	W
F-7	#8 Alabama.....H	68-72	L
F-12	Georgia.....A	76-92	L
F-14	#11 Tennessee.....A	75-87	L
F-19	Vanderbilt.....H	75-66	W
F-21	#2 Kentucky.....H	69-81	L
F-26	Florida.....A	78-84	L
F-28	Auburn.....A	84-97	L
M-5	LSU.....H	90-68	W

**Key to Neutral Sites:** 1- Toledo, Ohio; 2- Jackson, Miss.

**1977-78**  
Record: 10-17, 5-13 SEC  
Head Coach: Bob Weltlich

N-26	#4 Notre Dame.....A	62-111	L
N-30	NC-Charlotte.....H	81-64	W
D-3	Tulane.....H	79-77	W
D-5	Samford.....A	81-68	W
D-10	Jacksonville.....H	90-73	W
D-12	Middle Tenn. State.....H	52-61	L
D-17	Nebraska.....A	70-80	L
D-20	Memphis State.....A	67-70	L
D-27	Southern Miss.....1	64-60	W
J-2	Alabama.....A	62-65	L
J-4	Miss. State.....A	48-73	L
J-7	Tennessee.....H	73-68	W
J-9	Georgia.....H	75-63	W
J-14	Vanderbilt.....A	63-66	L
J-16	#1 Kentucky.....A	56-76	L
J-21	Auburn.....H	84-75	W
J-23	Florida.....H	56-61	L
J-28	LSU.....H	61-74	L
F-4	Tennessee.....A	67-85	L
F-6	Georgia.....A	56-57	L
F-11	Vanderbilt.....H	61-57	W
F-13	#1 Kentucky.....H	52-64	L
F-18	Auburn.....A	67-92	L
F-20	Florida.....A	63-80	L
F-25	LSU.....A	75-94	L
M-4	Alabama.....H	63-66	L
M-6	Miss. State.....H	61-60	W

**Key to Neutral Sites:** 1- Jackson, Miss.

**1978-79**  
Record: 11-16, 6-12 SEC  
Head Coach: Bob Weltlich

N-29	NC-Charlotte.....A	57-68	L
D-4	Bowling Green.....H	100-78	W
D-9	UAB.....H	82-77	W
D-16	Nebraska.....1	70-67	W
D-19	Arkansas.....2	66-67	W
D-22	Loyola-Chicago.....N	83-75	W
D-23	Illinois State.....A	72-76	L
D-26	Memphis State.....3	92-89	W
J-3	Tennessee.....H	67-72	L

J-6	Vanderbilt.....A	70-94	L
J-8	#9 Kentucky.....A	64-90	L
J-11	Miss. State (Zot).....A	92-101	L
J-13	Auburn.....H	77-62	W
J-15	Florida.....H	58-47	W
J-20	#9 LSU (ot).....H	69-70	L
J-24	Georgia.....H	53-59	L
J-27	Tennessee.....A	65-64	W
J-29	Georgia.....A	82-63	W
F-3	#16 Vanderbilt.....H	58-66	L
F-5	Kentucky.....H	82-87	L
F-8	#16 Alabama.....A	73-83	L
F-10	Auburn (Zot).....A	54-56	L
F-12	Florida.....A	67-65	W
F-17	#6 LSU.....A	62-67	L
F-22	Miss. State.....H	64-68	L
F-24	Alabama.....H	89-80	W

### SEC TOURNAMENT

F-28 Kentucky.....4 77-82 L  
**Key to Neutral Sites:** 1- Biloxi, Miss.; 2- Memphis, Tenn.; 3- Jackson, Miss.; 4- Birmingham, Ala.

### 1979-80 NATIONAL INVITATION TOURNAMENT

Record: 17-13, 9-9 SEC  
Head Coach: Bob Weltlich

N-30	Mercer.....H	63-43	W
D-3	Tennessee Tech.....H	87-67	W
D-5	Auburn.....A	73-76	L
D-8	UAB.....A	67-66	W
D-12	Georgia.....H	62-64	L
D-15	#20 Arkansas.....1	59-67	L
D-19	Southern Miss.....2	68-65	W
D-22	Memphis State.....A	75-80	L
D-28	Michigan.....3	71-66	W
D-29	Virginia Tech.....3	70-66	W
J-2	Tennessee.....H	65-66	L
J-5	Alabama.....A	56-78	L
J-9	#4 Kentucky.....H	73-79	L
J-12	Florida.....H	85-65	W
J-16	Vanderbilt.....A	67-66	W
J-19	Miss. State.....H	75-64	W
J-23	#11 LSU.....A	66-72	L
J-26	Auburn.....H	71-54	W
J-30	Tennessee.....A	66-61	W
F-2	Alabama.....H	71-65	L
F-6	#6 Kentucky.....A	72-86	L
F-9	Florida.....A	57-54	W
F-13	Vanderbilt.....H	89-78	W
F-16	Miss. State.....A	73-66	W
F-21	#5 LSU.....H	74-77	L
F-23	Georgia.....A	65-77	L

### SEC TOURNAMENT

F-27 Tennessee.....4 76-74 W  
F-29 #2 Kentucky.....4 67-70 L

### NATIONAL INVITATION TOURNAMENT

M-6 Grambling.....H 76-74 W  
M-10 Minnesota.....A 56-58 L

**Key to Neutral Sites:** 1- Little Rock, Ark.; 2- Jackson, Miss.; 3- New Orleans, La.; 4- Birmingham, Ala.

### 1980-81 SEC TOURNAMENT CHAMPIONS NCAA TOURNAMENT

Record: 16-14, 8-10 SEC  
Head Coach: Bob Weltlich

N-29	Central Arkansas.....H	82-50	W
D-3	Tennessee Tech.....A	59-56	W
D-6	UAB.....H	83-72	W
D-10	Mercer.....A	70-58	W
D-17	Bowling Green.....A	76-79	L
D-19	Jacksonville.....1	59-50	W
D-20	Dayton.....1	70-72	L
D-23	Georgia.....A	62-70	L
D-30	Memphis State.....H	64-69	L
J-3	Auburn.....H	46-45	W
J-7	#13 Tennessee.....A	68-73	L
J-10	Alabama.....H	48-74	L
J-14	#3 Kentucky.....A	55-64	L
J-17	Florida.....A	71-74	L
J-21	Vanderbilt.....H	46-44	W
J-24	Miss. State (ot).....A	59-52	L
J-28	#4 LSU.....H	59-63	L
J-31	Auburn.....A	61-58	W
F-4	#10 Tennessee.....H	71-52	W
F-7	Alabama.....A	49-51	L

F-11	#11 Kentucky.....H	55-62	L
F-14	Florida.....H	66-52	W
F-18	Vanderbilt.....A	50-52	L
F-21	Miss. State.....H	72-61	W
F-25	#2 LSU.....A	67-74	L
F-28	Georgia.....H	64-62	W

### SEC TOURNAMENT

M-4 #10 Tennessee.....2 81-71 W  
M-6 Vanderbilt.....2 71-51 W  
M-7 Georgia.....2 66-62 W

### NCAA TOURNAMENT

M-13 Kansas.....3 66-69 L  
**Key to Neutral Sites:** 1- Dayton, Ohio; 2- Birmingham, Ala.; 3- Wichita, Kan.

### 1981-82 NATIONAL INVITATION TOURNAMENT

Record: 18-12, 11-7 SEC  
Head Coach: Bob Weltlich

N-28	Troy State.....H	76-56	W
D-2	Tennessee Tech.....H	58-34	W
D-5	#11 UAB.....A	58-72	L
D-8	Mercer.....H	50-38	W
D-11	Fresno State.....1	44-46	L
D-12	Pacific.....1	72-61	W
D-16	Georgia.....H	56-54	W
D-19	Missouri Western.....H	71-56	W
D-29	Memphis State (ot).....A	55-61	L
J-2	Auburn.....A	71-75	L
J-6	Tennessee.....H	55-62	L
J-9	#16 Alabama.....A	71-75	L
J-13	#6 Kentucky.....H	67-65	W
J-16	Florida.....H	69-67	W
J-20	Vanderbilt.....A	55-65	L
J-23	Miss. State.....H	54-30	W
J-27	LSU.....A	46-53	L
J-30	Auburn.....H	64-57	W
F-3	#16 Tennessee.....A	55-53	W
F-6	#8 Alabama.....H	79-69	W
F-10	#12 Kentucky.....A	49-57	L
F-13	Florida (ot).....A	58-57	W
F-17	Vanderbilt (4ot).....H	51-48	W
F-20	Miss. State.....A	47-33	W
F-24	LSU.....H	74-61	W
F-27	Georgia.....A	58-64	L

### SEC TOURNAMENT

M-4 LSU.....2 59-52 W  
M-5 #15 Kentucky.....2 58-62 L

### NATIONAL INVITATION TOURNAMENT

M-12 Clemson.....A 53-49 W  
M-15 Virginia Tech.....H 59-61 L

**Key to Neutral Sites:** 1- Lafayette, La.; 2- Lexington, Ky.

## LEE HUNT 50-66 (1983-86)

### 1982-83 NATIONAL INVITATION TOURNAMENT

Record: 19-12, 10-8 SEC  
Head Coach: Lee Hunt

D-1	Carson-Newman.....H	91-70	W
D-4	East Tenn. State.....A	63-69	L
D-7	UAB.....H	66-54	W
D-10	Fordham.....1	57-47	W
D-11	Long Beach State.....1	54-53	W
D-15	Mercer.....A	48-40	W
D-18	Central Arkansas.....H	67-60	W
D-21	Illinois Wesleyan.....H	77-65	W
D-30	#2 Memphis State.....H	58-63	L
J-3	#3 Kentucky.....A	60-72	L
J-5	Vanderbilt.....A	77-62	W
J-8	#12 Tennessee.....H	56-55	W
J-10	Georgia.....H	53-68	L
J-15	LSU.....H	68-71	L
J-22	Miss. State.....A	67-61	W
J-24	Alabama.....A	64-63	W
J-29	Florida.....H	67-61	W
J-31	Auburn.....H	61-48	W
F-5	Tennessee.....A	53-65	L
F-7	#19 Georgia.....A	76-59	W
F-12	LSU.....A	63-72	L
F-19	Miss. State (ot).....H	69-67	W
F-21	Alabama.....H	56-52	W
F-26	Florida.....A	64-75	L

M-1 Auburn.....A 59-82 L  
M-3 #7 Kentucky.....H 58-61 L  
M-5 Vanderbilt.....H 62-51 W

### SEC TOURNAMENT

M-11 Georgia.....2 55-69 L  
**NATIONAL INVITATION TOURNAMENT**

M-17 Alabama State.....H 87-75 W  
M-21 South Florida.....H 65-57 W  
M-25 DePaul.....A 67-75 L

**Key to Neutral Sites:** 1- Provo, Utah; 2- Birmingham, Ala.

### 1983-84 NATIONAL INVITATION TOURNAMENT

Record: 8-20, 3-15 SEC  
Head Coach: Lee Hunt

N-26	David Lipscomb.....H	58-56	W
N-30	East Tenn. St.....H	46-44	W
D-3	SW Louisiana.....H	62-80	L
D-7	New Orleans.....A	73-87	L
D-13	#6 Memphis State.....A	55-73	L
D-19	Mercer.....H	82-64	W
D-21	Missouri-St. Louis.....H	73-56	W
D-30	Georgia Southern.....1	58-60	L
D-31	Rice.....1	70-60	W
J-2	#2 Kentucky.....H	55-68	L
J-4	Vanderbilt.....H	55-76	L
J-8	Tennessee.....A	59-83	L
J-10	#15 Georgia.....A	51-70	L
J-14	#11 LSU.....A	70-93	L
J-21	Miss. State.....H	56-64	L
J-23	Alabama.....H	56-69	L
J-29	Florida.....A	48-78	L
J-31	#19 Auburn.....A	50-60	L
F-4	Tennessee.....H	57-56	W
F-6	Georgia (ot).....H	56-54	W
F-12	#20 LSU.....H	61-65	L
F-18	Miss. State.....A	51-70	L
F-20	Alabama.....A	65-74	L
F-24	Florida.....H	53-59	L
F-27	#19 Auburn.....H	72-71	W
M-1	#3 Kentucky.....A	57-76	L
M-3	Vanderbilt.....A	60-70	L

### SEC TOURNAMENT

M-7 Vanderbilt.....2 57-77 L  
**Key to Neutral Sites:** 1- Chattanooga, Tenn.; 2- Nashville, Tenn.

### 1984-85 NATIONAL INVITATION TOURNAMENT

Record: 11-17, 5-13 SEC  
Head Coach: Lee Hunt

N-27	Tennessee Wesleyan.....H	77-59	W
D-1	MacMurray.....H	88-57	W
D-5	#13 LSU.....A	64-89	L
D-8	Samford.....H	80-66	W
D-11	#5 Memphis State (ot).....H	52-57	L
D-15	New Orleans.....H	55-51	W
D-21	TCU.....1	66-64	W
D-22	Jacksonville.....1	47-71	L
D-29	Missouri-Rolla.....H	86-62	W
J-2	Vanderbilt.....A	61-63	L
J-5	Tennessee.....H	63-70	L
J-9	Kentucky.....H	45-57	L
J-12	Florida.....A	64-82	L
J-17	LSU.....H	68-65	W
J-19	Miss. State.....A	44-61	L
J-24	Auburn.....A	73-93	L
J-26	Georgia.....H	51-81	L
J-30	Alabama.....A	47-54	L
F-4	Vanderbilt.....H	60-55	W
F-6	Tennessee.....A	58-57	W
F-9	Kentucky.....A	52-67	L
F-13	Florida.....H	56-54	W
F-20	Miss. State.....H	53-50	W
F-23	Auburn.....H	57-69	L
F-25	East Tenn. St.....H	64-70	L
F-27	#14 Georgia.....A	66-94	L
M-2	Alabama.....H	49-61	L

### SEC TOURNAMENT

M-6 Auburn.....2 60-68 L  
**Key to Neutral Sites:** 1- Jacksonville, Fla.; 2- Birmingham, Ala.

### 1985-86 NATIONAL INVITATION TOURNAMENT

Record: 12-17, 4-14 SEC  
Head Coach: Lee Hunt

N-26 Christian Brothers.....H 80-67 W  
N-30 S.C.-Spartanburg.....H 85-74 W



D-3	Miss College.....H	78-53	W
D-7	Alcorn State.....1	76-70	W
D-14	SE Louisiana.....H	64-59	W
D-17	#10 Memphis State.....A	56-73	L
D-20	Tenn.-Chattanooga.....2	78-89	L
D-20	Campbell.....2	61-44	W
D-28	North Texas State.....H	89-75	W
J-2	Vanderbilt.....H	70-81	L
J-4	Tennessee.....A	66-74	L
J-8	#11 Kentucky.....A	58-75	L
J-11	Florida.....H	79-67	W
J-13	#8 LSU.....A	68-86	L
J-18	Miss. State.....H	57-56	W
J-27	Auburn.....H	61-73	L
J-25	Georgia.....A	75-91	L
J-29	Alabama.....H	62-69	L
F-1	Vanderbilt.....A	63-66	L
F-5	Tennessee.....H	59-55	W
F-8	#12 Kentucky.....H	58-62	L
F-12	Florida.....A	57-66	L
F-15	LSU.....H	56-57	W
F-19	Miss. State.....A	43-48	L
F-22	Auburn.....A	73-75	L
F-26	Georgia.....H	61-62	L
M-2	Alabama.....A	59-74	L

SEC TOURNAMENT

M-5	Tennessee.....3	73-56	W
M-6	#3 Kentucky.....3	69-95	L

Key to Neutral Sites: 1- Jackson, Miss.; 2- Birmingham, Ala.; 3- Lexington, Ky

**ED MURPHY**  
**76-98 (1987-92)**

**1986-87**  
**NATIONAL INVITATION TOURNAMENT**  
**Record:** 15-14, 8-10 SEC  
**Head Coach:** Ed Murphy

N-29	Washington-St. Louis.....H	78-55	W
D-3	Arkansas.....1	56-70	L
D-6	North Texas State.....A	72-69	W
D-9	Jackson State.....H	58-36	W
D-13	SE Louisiana.....H	88-59	W
D-18	Miss. College.....H	63-48	W
D-20	Tulsa.....A	68-69	L
D-27	Arizona State.....2	76-63	W
D-28	San Diego State.....2	88-77	W
J-5	LSU.....H	73-63	W
J-7	Vanderbilt.....A	59-66	L
J-10	Florida.....H	72-80	L
J-14	Miss. State.....A	62-63	L
J-17	#15 Alabama.....H	62-71	L
J-21	Georgia.....H	80-68	W
J-24	#17 Auburn.....A	61-85	L
J-28	Kentucky.....H	76-65	W
J-31	Tennessee (ot).....A	73-70	W
F-2	Tennessee.....H	71-70	W
F-4	LSU (ot).....A	75-82	L
F-9	Vanderbilt.....H	77-54	W
F-11	#19 Florida.....A	62-85	L
F-14	Miss. State.....H	79-65	W
F-18	#12 Alabama.....A	69-90	L
F-21	Georgia.....A	65-69	L
F-25	Auburn.....H	73-67	W
F-28	Kentucky.....A	63-64	L

SEC TOURNAMENT

M-6	Georgia.....3	63-65	L
-----	---------------	-------	---

NATIONAL INVITATION TOURNAMENT

M-13	Southern Miss.....A	75-93	L
------	---------------------	-------	---

Key to Neutral Sites: 1- Memphis, Tenn.; 2- San Diego, Calif.; 3- Atlanta, Ga.

**1987-88**  
**Record:** 13-16, 6-12 SEC  
**Head Coach:** Ed Murphy

N-27	St. Joseph's.....1	59-51	W
N-28	Maryland.....1	69-77	L
D-1	Kentucky State.....H	81-60	W
D-7	SE Louisiana.....A	80-43	W
D-9	Arkansas.....A	40-79	L
D-12	Tulsa.....H	69-56	W
D-19	Baptist Christian.....H	84-55	W
D-28	#6 Temple.....2	61-70	L
D-29	New Orleans.....2	83-74	W
J-6	Tennessee.....A	68-77	L
J-9	LSU (ot).....H	61-69	L

J-13	Vanderbilt.....H	57-60	L
J-16	Florida.....A	72-77	L
J-20	Miss. State.....H	61-52	W
J-23	Alabama.....A	66-73	L
J-27	Georgia.....A	70-86	L
J-30	Auburn.....H	69-66	W
F-3	#10 Kentucky.....A	65-94	L
F-6	Tennessee.....H	81-73	W
F-10	LSU.....A	57-78	L
F-13	#17 Vanderbilt.....A	68-93	L
F-17	Florida.....H	82-75	W
F-20	Miss. State.....A	57-67	L
F-24	Alabama.....H	64-47	W
F-27	Georgia.....H	75-72	W
M-2	Auburn.....A	76-92	L
M-5	#8 Kentucky.....H	71-78	L

SEC TOURNAMENT

M-10	Alabama (ot).....3	64-59	W
M-11	#6 Kentucky.....3	64-82	L

Key to Neutral Sites: 1- Baltimore, Md.; 2- New Orleans, La.; 3- Baton Rouge, La.

**1988-89**  
**NATIONAL INVITATION TOURNAMENT**  
**Record:** 15-15, 8-10 SEC  
**Head Coach:** Ed Murphy

N-25	Christian Brothers.....1	101-60	W
N-28	Tennessee.....H	76-84	L
N-30	Northwestern St.....H	97-81	W
D-3	#7 Illinois.....A	79-91	L
D-13	Arkansas.....2	68-74	L
D-16	Southern University.....3	90-88	W
D-17	Nicholls State.....3	74-53	W
D-22	Tulsa.....A	68-87	L
D-27	Sam Houston State.....H	83-73	W
D-30	SE Louisiana.....H	84-54	W
J-5	Florida.....H	80-71	W
J-7	Alabama.....A	65-79	L
J-11	Vanderbilt (ot).....H	67-72	L
J-18	Auburn.....A	65-64	W
J-21	Georgia (ot).....A	74-70	W
J-25	Miss. State.....H	75-65	W
J-28	Kentucky.....H	70-65	W
F-1	#19 LSU.....A	75-105	L
F-5	Florida.....A	67-78	L
F-8	Alabama.....H	54-55	L
F-11	Vanderbilt.....A	69-71	L
F-15	Tennessee.....A	71-83	L
F-18	Auburn.....H	80-77	W
F-22	Georgia.....H	88-79	W
F-25	Miss. State.....A	69-74	L
M-1	Kentucky.....A	69-70	L
M-4	LSU (ot).....H	113-112	W

SEC TOURNAMENT

M-10	Auburn.....4	80-68	W
M-15	#20 Alabama.....4	56-64	L

NATIONAL INVITATION TOURNAMENT

M-15	St. John's.....A	67-70	L
------	------------------	-------	---

Key to Neutral Sites: 1- Jackson, Miss.; 2- Memphis, Tenn.; 3- Lafayette, La.; 4- Knoxville, Tenn.

**1989-90**  
**Record:** 13-17, 8-10 SEC  
**Head Coach:** Ed Murphy

N-24	SW Louisiana.....1	83-94	L
N-28	#8 Illinois.....H	72-83	L
D-2	NE Louisiana.....A	69-79	L
D-5	#10 Arkansas.....2	76-90	L
D-8	Metro State.....3	81-86	L
D-9	Indiana State.....3	70-64	W
D-16	Tennessee.....A	67-71	L
D-19	McNeese State.....H	75-71	W
D-30	Sam Houston St.....A	96-70	W
J-2	Florida.....H	75-60	W
J-6	#22 Alabama.....H	48-66	L
J-10	Vanderbilt.....A	79-86	L
J-13	Tulsa.....H	47-63	L
J-17	Auburn.....H	80-72	W
J-20	Georgia.....H	84-74	W
J-24	Miss. State (4ot).....A	102-104	L
J-27	Kentucky.....A	79-98	L
J-31	#14 LSU.....H	77-79	L
F-3	Florida.....A	83-63	W
F-7	Alabama.....A	64-74	L
F-10	Vanderbilt.....H	68-67	W
F-14	Tennessee.....H	81-80	W
F-17	Auburn.....A	84-95	L

F-21	Georgia.....A	83-107	L
F-24	Miss. State.....H	75-67	W
F-28	Kentucky.....H	88-74	W
M-3	#15 LSU.....A	94-103	L

SEC TOURNAMENT

M-8	Tennessee.....4	87-86	W
M-9	Vanderbilt.....4	65-62	W
M-10	Alabama.....4	51-70	L

Key to Neutral Sites: 1- Jackson, Miss.; 2- Pine Bluff, Ark.; 3- Champaign, Ill.; 4- Orlando Fla.

**1990-91**  
**Record:** 9-19, 3-15 SEC  
**Head Coach:** Ed Murphy

N-28	SE Louisiana.....H	74-52	W
N-30	Bethune-Cookman.....1	80-56	W
D-1	Hofstra.....1	73-78	L
D-3	NE Louisiana.....H	67-68	L
D-8	Jackson State.....H	99-80	W
D-16	Arkansas State.....2	61-73	L
D-18	Austin Peay State.....H	83-80	W
D-20	Sam Houston State.....H	73-71	W
D-29	McNeese State.....A	79-58	W
J-2	Florida.....A	49-65	L
J-6	Miss. State (ot).....A	80-84	L
J-9	Auburn.....H	60-62	L
J-12	Alabama.....H	73-76	L
J-16	#9 Kentucky.....H	85-95	L
J-19	#20 LSU.....A	71-87	L
J-23	Vanderbilt.....A	52-89	L
J-26	Tennessee.....H	75-72	W
J-30	Georgia.....A	62-117	L
F-2	Florida (2ot).....A	81-91	L
F-6	Alabama.....A	74-79	L
F-9	Auburn.....A	69-72	L
F-13	#23 Miss. State.....H	77-84	L
F-16	#16 Kentucky.....A	77-89	L
F-20	#19 LSU.....H	78-89	L
F-23	Vanderbilt.....H	74-58	W
F-27	Tennessee.....A	93-88	W
M-2	Georgia.....A	62-72	L

SEC TOURNAMENT

M-7	Tennessee.....3	85-94	L
-----	-----------------	-------	---

Key to Neutral Sites: 1- Deland, Fla.; 2- Memphis, Tenn.; 3- Nashville, Tenn.

**1991-92**  
**Record:** 11-17, 4-12 SEC  
**Head Coach:** Ed Murphy

N-25	Jackson State.....H	69-55	W
N-29	SW Louisiana.....L	87-96	L
N-30	Prarie View A&M.....1	101-50	W
D-5	McNeese State.....H	92-70	W
D-17	Arkansas State.....2	62-64	L
D-19	Alcorn State.....H	111-67	W
D-27	Pittsburgh.....3	65-67	L
D-28	James Madison.....3	67-75	L
J-4	Stetson.....H	84-64	W
J-6	Oral Roberts.....H	86-73	W
J-8	SE Louisiana.....A	86-82	W
J-11	Miss. State.....A	72-84	L
J-13	Auburn.....H	83-96	L
J-18	#12 Arkansas.....H	93-114	L
J-22	#15 Alabama.....H	78-77	W
J-25	LSU.....H	73-83	L
J-29	#14 Kentucky.....A	78-96	L
F-1	Vanderbilt.....H	84-72	W
F-5	South Carolina.....H	76-61	W
F-9	Georgia.....A	66-86	L
F-12	Florida (ot).....H	84-86	L
F-19	Tennessee.....A	86-98	L
F-22	Miss. State.....H	86-78	W
F-25	LSU.....A	69-100	L
F-29	Auburn.....A	84-110	L
M-4	#20 Alabama.....H	83-84	L
M-7	#7 Arkansas.....A	83-100	L

SEC TOURNAMENT

M-12	Georgia.....4	66-85	L
------	---------------	-------	---

Key to Neutral Sites: 1- Lafayette, La.; 2- Memphis, Tenn.; 3- New Orleans, La.; 4- Birmingham, Ala.

**ROB EVANS**  
**86-81 (1993-98)**

**1992-93**  
**Record:** 10-18, 4-12 SEC  
**Head Coach:** Rob Evans

D-3	Houston Baptist.....H	103-61	W
D-5	Oakland University.....H	71-46	W
D-9	McNeese State.....A	80-76	W
D-21	SW Louisiana.....H	87-103	L
D-28	Southern Illinois.....H	78-85	L
J-2	Georgia.....H	61-75	L
J-4	Mary State.....H	65-75	L
J-6	#13 Arkansas.....A	78-90	L
J-9	Rice.....H	79-89	L
J-13	South Carolina.....A	73-88	L
J-16	Alabama.....A	67-80	L
J-20	Miss. State.....H	69-53	W
J-23	LSU.....H	71-62	W
J-27	Rice.....A	67-72	L
J-30	Tennessee.....H	62-75	L
F-3	Auburn.....H	74-85	L
F-6	Miss. State.....A	56-53	W
F-8	SE Louisiana.....H	71-61	W
F-10	#11 Vanderbilt.....A	59-89	L
F-13	Oral Roberts.....H	95-79	W
F-17	Florida.....A	47-94	L
F-20	Alabama (ot).....H	83-82	W
F-24	Auburn.....A	73-83	L
F-27	#15 Arkansas.....H	63-85	L
M-3	#5 Kentucky.....H	66-98	L
M-6	LSU.....A	56-71	L

SEC TOURNAMENT

M-11	Florida.....1	67-62	W
M-12	LSU.....1	70-89	L

Key to Neutral Sites: 1- Lexington, Ky.

**1993-94**  
**Record:** 14-13, 7-9 SEC  
**Head Coach:** Rob Evans

N-29	Abilene Christian.....H	90-83	W
D-1	Loyola-New Orleans.....H	81-49	W
D-4	Lamar.....H	98-70	W
D-8	Southern Illinois.....H	60-81	L
D-11	McNeese State.....H	75-55	W
D-18	Southern Miss.....1	78-74	W
D-22	Murray State.....A	68-87	L
D-29	Bradley.....A	58-70	L
J-5	#1 Arkansas.....A	61-87	L
J-9	Miss. State.....H	69-81	L
J-12	#8 Kentucky.....2	64-98	L
J-15	Alabama.....H	70-54	W
J-17	Oral Roberts.....A	88-68	W
J-19	Auburn (2ot).....H	86-85	W
J-22	Georgia.....A	85-69	W
J-24	Rollins College.....H	67-46	W
J-29	LSU.....A	66-90	L
F-5	South Carolina.....H	68-62	W
F-9	#20 Florida.....H	55-74	L
F-12	Miss. State.....A	52-72	L
F-16	Tennessee.....A	69-72	L
F-19	#1 Arkansas.....3	73-90	L
F-23	Vanderbilt (ot).....H	77-72	W
F-26	Alabama.....A	62-83	L
M-2	Auburn.....A	68-62	W
M-5	LSU.....H	93-78	W

SEC TOURNAMENT

M-10	South Carolina.....3	57-80	L
------	----------------------	-------	---

Key to Neutral Sites: 1- Biloxi, Miss.; 2- Louisville, Ky.; 3- Memphis, Tenn.

**1994-95**  
**Record:** 8-19, 3-13 SEC  
**Head Coach:** Rob Evans

D-1	Morgan State.....H	90-68	W
D-3	Sam Houston State.....H	91-75	W
D-10	Wichita State.....H	70-71	L
D-17	Tulane.....1	62-71	L
D-20	Delaware State.....H	75-61	W
D-22	Southern Miss.....A	69-76	L
D-28	Bradley.....H	61-63	L
D-31	McNeese State.....A	70-76	L
J-4	#3 Arkansas.....H	76-71	W
J-8	Auburn.....A	74-88	L
J-11	Alabama.....H	60-74	L
J-14	Miss. State.....A	52-94	L
J-16	Florida Atlantic.....H	77-49	W
J-18	#5 Kentucky.....H	65-82	L
J-21	LSU (ot).....A	81-87	L
J-25	Vanderbilt.....A	75-82	L
J-28	#23 Florida.....A	57-72	L
F-4	Auburn.....H	77-75	W
F-8	South Carolina.....A	72-77	L



F-11	Oral Roberts	H	89-53	W
F-15	LSU	H	102-90	W
F-18	#10 Arkansas	A	70-85	L
F-22	Tennessee	H	61-75	L
F-25	#16 Miss. State	H	42-46	L
M-1	#21 Alabama	A	50-69	L
M-4	Georgia	H	51-79	L

**SEC TOURNAMENT**

M-9	Florida	H	2	59-63	L
Key to Neutral Sites: 1- Biloxi, Miss.; 2- Atlanta, Ga.					

**1995-96**

**Record:** 12-15, 6-10 SEC  
**Head Coach:** Rob Evans

N-27	Davidson (ot)	H	83-84	L
D-1	Colgate	1	51-53	L
D-2	East Tenn. St.	1	65-50	W
D-9	Lamar	A	81-86	L
D-16	Wichita State	A	59-72	L
D-19	Southern Miss (2ot)	H	113-107	W
D-21	Houston	A	76-67	L
D-28	Nicholls State	H	66-54	W
D-30	Prairie View A&M	H	96-51	W
J-3	#14 Georgia	A	38-74	L
J-6	#2 Kentucky	A	60-90	L
J-10	Arkansas	H	62-63	L
J-17	#21 Miss. State	A	47-53	L
J-20	Florida	H	55-59	L
J-24	#21 Auburn	H	82-69	W
J-27	Alabama	H	70-63	W
J-31	Tennessee	A	52-67	L
F-3	LSU	A	66-71	L
F-5	Houston Baptist	H	106-63	W
F-10	Vanderbilt	H	78-55	W
F-14	Arkansas	A	73-79	L
F-17	#25 Miss. State	H	71-64	W
F-21	Auburn	A	62-69	L
F-24	South Carolina	H	75-65	W
F-28	LSU	H	75-48	W
M-2	Alabama	A	63-67	L

**SEC TOURNAMENT**

M-7	Florida	H	2	62-75	L
Key to Neutral Sites: 1- Iowa City, Iowa; 2- New Orleans, La.					

**1996-97**

**SEC WESTERN DIVISION CHAMPIONS**

**NCAA TOURNAMENT**

**Record:** 20-9, 11-5 SEC  
**Head Coach:** Rob Evans

N-23	Portland State	H	56-54	W
N-26	Prairie View A&M	H	71-43	W
D-2	Davidson	A	56-59	L
D-7	Houston	H	93-71	W
D-14	Wichita State	H	68-65	W
D-17	Stetson	H	78-50	W
D-20	Fla. International	H	74-64	W
D-27	Appalachian State	1	75-63	W
D-28	#14 New Mexico	A	64-75	L
D-31	Morgan State	H	91-57	W
J-2	#22 Arkansas	A	91-74	W
J-5	Georgia	H	73-66	W
J-8	Alabama	H	46-59	L
J-11	#3 Kentucky	H	73-69	W
J-15	Miss. State	A	64-75	L
J-18	Vanderbilt	A	64-67	L
J-22	Tennessee	H	70-48	W
J-25	South Carolina	A	63-86	L
J-29	Arkansas	H	71-52	W
F-1	Auburn	H	57-46	W
F-5	LSU	A	79-73	W
F-12	Alabama	A	54-57	L
F-19	Miss. State	H	84-61	W
F-23	Florida	A	67-65	W
F-26	LSU	H	74-68	W
M-1	Auburn	A	71-63	W

**SEC TOURNAMENT**

M-7	Vanderbilt	H	2	64-62	W
M-8	#6 Kentucky	H	2	70-88	L

**NCAA TOURNAMENT**

M-14	Temple	H	3	40-62	L
------	--------	---	---	-------	---

**Key to Neutral Sites:** 1- Albuquerque, N.M.; 2- Memphis, Tenn.; 3- Kansas City, Mo.

**1997-98**

**SEC WESTERN DIVISION CHAMPIONS**

**NCAA TOURNAMENT**

**Record:** 22-7, 12-4 SEC  
**Head Coach:** Rob Evans

N-19	La. Tech	H	88-56	W
N-22	#18 Temple	H	87-74	W
N-24	Ark.-Pine Bluff	H	81-36	W
D-5	Long Island	1	102-99	W
D-6	Ball State	1	66-70	L
D-13	Wichita State	A	71-48	W
D-17	Belmont	H	100-59	W
D-20	Prairie View A&M	H	106-59	W
D-22	Louisville	A	74-70	W
D-30	Northwestern St.	H	99-52	W
J-3	#11 South Carolina	H	73-54	W
J-7	Florida	H	90-79	W
J-10	Alabama	A	74-63	W
J-17	Tennessee	A	67-77	L
J-21	LSU	H	80-58	W
J-24	Miss. State (2ot)	H	81-77	W
J-28	Georgia	A	68-70	L
J-31	Auburn	A	67-68	L
F-5	#14 Arkansas	A	87-100	L
F-7	Alabama	H	75-74	W
F-11	Vanderbilt	H	87-76	W
F-14	#7 Kentucky	A	73-64	W
F-18	LSU	A	83-57	W
F-21	Miss. State	A	82-78	W
F-25	#12 Arkansas	H	81-65	W
F-28	Auburn	H	74-67	W

**SEC TOURNAMENT**

M-6	Georgia	H	2	72-67	W
M-7	#15 South Carolina	H	2	77-87	L

**NCAA TOURNAMENT**

M-13	Valparaiso	H	3	69-70	L
------	------------	---	---	-------	---

**Key to Neutral Sites:** 1- Muncie, Ind.; 2- Atlanta, Ga.; 3- Oklahoma City, Okla.

**ROD BARNES**

**141-109 (1999-2006)**

**1998-99**

**NCAA TOURNAMENT**

**Record:** 20-13, 8-8 SEC  
**Head Coach:** Rod Barnes

N-13	Alabama State	H	87-45	W
N-16	Belmont	H	91-42	W
N-18	#7 Temple	A	52-68	L
N-23	Alabama A&M	H	89-45	W
N-28	Austin Peay State	H	105-62	W
D-2	Northeast Louisiana	H	95-62	W
D-5	Louisville	H	88-69	W
D-7	West Alabama	H	101-68	W
D-12	Memphis (ot)	H	72-78	L
D-21	St. Joseph's	1	66-61	W
D-22	#23 Oklahoma	1	75-72	W
D-23	Ohio State	1	62-67	L
D-29	Prairie View A&M	H	111-50	W
J-2	Vanderbilt	A	64-79	L
J-6	Alabama	H	78-60	W
J-9	#18 Arkansas	A	76-65	W
J-13	#8 Auburn	H	59-74	L
J-16	#6 Kentucky	H	57-63	L
J-20	Miss. State	H	81-68	W
J-23	Georgia	H	85-76	W
J-27	South Carolina	A	66-67	L
J-30	#21 Arkansas	H	89-81	W
F-3	LSU	A	82-66	W
F-6	Florida	A	79-68	W
F-9	#3 Auburn	A	66-95	L
F-17	Tennessee	H	67-69	L
F-20	Miss. State	A	69-72	L
F-24	Alabama	A	74-78	L
F-27	LSU	H	79-57	W

**SEC TOURNAMENT**

M-4	South Carolina	H	2	64-60	W
M-5	#14 Kentucky	H	2	73-83	L

**NCAA TOURNAMENT**

M-12	Villanova	H	3	72-70	W
M-14	#2 Michigan State	H	3	66-74	L

**Key to Neutral Sites:** 1- San Juan, Puerto Rico; 2- Atlanta, Ga.; 3- Milwaukee, Wis.

**1999-2000**

**NATIONAL INVITATION TOURNAMENT**

**Record:** 19-14, 5-11 SEC  
**Head Coach:** Rod Barnes

N-19	Jacksonville State	H	74-59	W
N-23	McNeese State	H	86-59	W
N-26	Furman	1	75-61	W
N-27	Oregon State	1	77-58	W
N-28	Wisconsin-Green Bay	1	57-53	W
D-1	Alabama State	A	77-65	W
D-4	Oklahoma	A	73-81	L
D-7	Va. Commonwealth	H	75-62	W
D-11	Memphis	H	74-64	W
D-15	Southeastern La.	H	77-46	W
D-19	Louisiana-Monroe	H	76-60	W
D-29	Prairie View A&M	H	98-74	W
J-2	Birmingham-So.	H	89-48	W
J-5	Arkansas	A	64-71	L
J-8	#6 Florida	H	71-75	L
J-12	Miss. State	H	59-61	L
J-15	#12 Tennessee	A	60-98	L
J-19	#18 Kentucky	H	69-74	L
J-22	#4 Auburn (ot)	H	79-77	W
J-29	Alabama	A	67-96	L
F-2	Arkansas	H	87-82	W
F-9	South Carolina	H	83-75	W
F-12	Georgia	A	65-71	L
F-16	#16 LSU	H	53-97	L
F-19	#12 Auburn	H	72-75	L
F-23	Miss. State	A	67-80	L
F-26	#24 Vanderbilt	H	75-67	W
M-1	Alabama	H	63-59	W
M-4	#12 LSU	A	60-64	L

**SEC TOURNAMENT**

M-9	#11 Florida	H	2	67-89	L
-----	-------------	---	---	-------	---

**NATIONAL INVITATION TOURNAMENT**

M-15	UNC Charlotte	H	62-45	W
M-21	Southwest Mo. St.	H	70-48	W
M-23	N.C. State	A	54-77	L

**Key to Neutral Sites:** 1- Greenville, S.C.; 2- Atlanta, Ga.

**2000-01**

**SEC WESTERN DIVISION CHAMPIONS**

**NCAA TOURNAMENT SWEET SIXTEEN**

**Record:** 27-8, 11-5 SEC  
**Head Coach:** Rod Barnes

N-18	Arkansas-Pine Bluff	H	98-47	W
N-22	Sam Houston State	H	71-65	W
N-25	Va. Commonwealth (ot)	A	88-84	W
N-28	Louisiana-Monroe	H	76-62	W
D-2	#14 Oklahoma	H	60-55	L
D-5	Kansas State	H	60-46	W
D-9	Memphis	A	64-56	W
D-13	SE Louisiana	H	58-46	W
D-18	Troy State	H	92-65	W
D-21	Southern Illinois	1	70-66	W
D-22	#13 Southern Cal (ot)	1	84-83	W
D-23	Iowa State	1	68-73	L
D-30	Morris Brown	H	94-59	W
J-6	Vanderbilt	A	81-68	W
J-10	Arkansas	A	53-48	W
J-13	Georgia	H	66-70	L
J-17	#15 Alabama	A	63-82	L
J-20	Kentucky	H	65-55	W
J-27	Miss. State	A	69-79	L
J-31	Arkansas	H	84-73	W
F-3	Auburn	A	74-70	W
F-7	LSU	H	50-33	W
F-10	#10 Tennessee	H	87-71	W
F-14	Miss. State	H	51-48	W
F-17	South Carolina	A	67-61	L
F-21	Florida	A	55-75	L
F-24	Auburn	H	64-62	W
F-28	LSU (ot)	A	77-78	L
M-3	#20 Alabama	H	105-71	W

**SEC TOURNAMENT**

M-9	Tennessee	H	2	86-73	W
M-10	#5 Florida	H	2	74-69	W
M-11	#15 Kentucky	H	2	55-77	L

**NCAA TOURNAMENT**

M-16	Iona	H	3	72-70	W
M-18	#19 Notre Dame	H	3	59-56	W
M-23	#5 Arizona	H	4	56-66	L

**Key to Neutral Sites:** 1- Laie, Hawaii; 2- Nashville, Tenn.; 3- Kansas City, Mo.; 4- San Antonio, Texas

**2001-02**

**NCAA TOURNAMENT**

**Record:** 20-11, 9-7 SEC  
**Head Coach:** Rod Barnes

N-15	Bowling Green (ot)	1	78-82	L
N-17	Alaska Fairbanks	1	75-58	W
N-18	Wichita State	1	80-68	W
N-24	Kansas State	A	67-65	W
N-28	Morris Brown	H	92-45	W
D-1	George Mason	H	70-71	L
D-3	Louisiana-Monroe	H	78-43	W
D-7	#22 Memphis	H	71-67	W
D-16	Tennessee-Martin	2	83-72	W
D-21	IUPUI	3	77-70	W
D-22	UTEP	3	68-58	W
D-29	Arkansas-Pine Bluff	H	95-53	W
J-2	Lipscomb	H	75-49	W
J-6	Tennessee	A	76-82	L
J-9	Auburn	H	69-65	W
J-12	#22 Mississippi State	H	66-59	W
J-15	#12 Kentucky	A	64-87	L
J-19	Arkansas	A	70-64	W
J-23	Louisiana State	H	70-55	W
J-26	South Carolina	H	71-53	W
J-30	Vanderbilt	H	73-61	W
F-2	#16 Georgia	A	72-79	L
F-6	#5 Alabama	A	59-79	L
F-9	Arkansas	H	79-67	W
F-13	Auburn	A	62-65	L
F-16	#6 Florida	H	68-51	W
F-23	Miss. State	A	59-61	L
F-27	Louisiana State	A	56-59	L
M-3	#6 Alabama	H	84-56	W

**SEC TOURNAMENT**

M-7	South Carolina	H	4	67-69	L
-----	----------------	---	---	-------	---

**NCAA TOURNAMENT**

M-15	UCLA	H	5	58-80	L
------	------	---	---	-------	---

**Key to Neutral Sites:** 1- Fairbanks, Alaska; 2- Southaven, Miss.; 3- El Paso, Texas; 4- Atlanta, Ga.; 5- Pittsburg, Pa.

D-28	Nicholls State.....	H	79-46	W
D-30	Alabama State.....	H	68-44	W
J-3	East Carolina.....	H	65-49	W
J-7	#22 Miss. State.....	H	54-61	L
J-10	Auburn.....	A	53-80	L
J-17	Arkansas.....	A	78-86	L
J-21	LSU.....	H	53-49	W
J-24	Alabama.....	H	71-60	W
J-28	#5 Kentucky.....	A	61-71	L
J-31	#24 South Carolina.....	H	79-68	W
F-4	Georgia.....	A	51-64	L
F-7	#7 Miss. State.....	A	56-80	L
F-14	Auburn.....	H	72-68	W
F-18	Tennessee.....	A	66-83	L
F-21	Florida.....	H	66-81	L
F-25	Vanderbilt.....	H	65-77	L
F-28	Alabama.....	A	69-84	L
M-3	LSU.....	A	45-58	L
M-6	Arkansas.....	H	55-45	W
SEC TOURNAMENT				
M-11	Vanderbilt.....	1	50-70	L

Key to Neutral Sites: 1- Atlanta, Ga.

### 2004-05

**Record:** 14-17, 4-12 SEC  
**Head Coach:** Rod Barnes

N-14	South Carolina State.....	1	64-52	W
N-15	Air Force.....	1	36-60	L
N-16	Illinois State.....	1	52-70	L
N-19	Tennessee Tech.....	H	91-68	W
D-1	Arkansas State.....	A	68-70	L
D-4	Florida State.....	H	64-69	L
D-11	Memphis.....	A	65-53	W
D-13	Nicholls State.....	H	87-55	W
D-15	Troy.....	H	81-49	W
D-18	Louisiana-Monroe.....	H	84-58	W
D-21	Tennessee-Martin.....	2/H	92-64	W
D-29	VCU.....	A	63-62	W
D-31	SE Louisiana.....	H	64-48	W
J-5	Arkansas.....	A	46-69	L
J-8	#18 Miss. State.....	H	76-87	L
J-12	Georgia.....	H	59-54	W
J-15	Auburn.....	A	79-72	W
J-19	#8 Kentucky.....	H	50-53	L
J-22	#22 Alabama.....	H	58-66	L
J-26	LSU.....	A	60-70	L
J-29	Vanderbilt.....	A	51-73	L
F-2	Auburn.....	H	70-55	W
F-5	Arkansas.....	H	65-66	L
F-12	#17 Alabama.....	A	45-71	L
F-16	Florida.....	A	53-90	L
F-19	Tennessee.....	H	60-58	W
F-26	Miss. State.....	A	68-71	L
M-2	LSU.....	H	53-58	L
M-6	South Carolina (ot).....	A	70-76	L
SEC TOURNAMENT				
M-10	South Carolina.....	3	53-52	W
M-11	#20 Alabama.....	3	52-69	L

Key to Neutral Sites: 1- Milwaukee, Wisc.; 2- Tupelo, Miss.; 3- Atlanta, Ga.

### 2005-06

**Record:** 14-16, 4-12 SEC  
**Head Coach:** Rod Barnes

N-18	Southern Utah.....	1	69-62	W
N-19	New Mexico.....	A	42-95	L
N-20	South Carolina State.....	1	71-47	W
N-26	Centenary.....	H	107-67	W
N-29	Louisiana-Monroe.....	H	59-43	W
D-10	UIC (ot).....	A	75-87	L
D-13	Saint Louis.....	H	77-64	W
D-15	Nicholls State.....	H	69-43	W
D-17	#5 Memphis.....	H	49-72	L
D-19	Arkansas State.....	H	85-78	W
D-21	SE Louisiana.....	H	68-62	W
D-30	Alcorn State.....	A	82-69	W
J-3	Western Carolina.....	H	65-59	W
J-7	Alabama.....	A	71-61	W
J-11	South Carolina.....	H	68-63	W
J-14	Miss. State.....	H	75-65	W
J-21	Georgia.....	A	65-72	L
J-25	Arkansas.....	A	58-71	L
J-28	LSU.....	H	73-79	L
J-31	#8 Florida.....	H	58-69	L
F-4	#13 Tennessee.....	A	72-86	L
F-8	Auburn.....	A	50-58	L
F-11	Alabama.....	H	50-64	L

F-15	Arkansas.....	H	73-70	W
F-18	Miss. State.....	A	55-84	L
F-22	Kentucky.....	A	40-80	L
F-25	Auburn.....	H	54-58	L
M-1	Vanderbilt.....	H	62-77	L
M-4	#21 LSU.....	A	52-55	L
SEC TOURNAMENT				
M-9	Kentucky.....	2	57-71	L

Key to Neutral Sites: 1- Albuquerque, N.M.; 2- Nashville, Tenn.

### ANDY KENNEDY 245-156 (2007-18)

### 2006-07 SEC WESTERN DIVISION CHAMPIONS NATIONAL INVITATION TOURNAMENT

**Record:** 21-13, 8-8 SEC

**Head Coach:** Andy Kennedy

N-10	Miss. Valley State.....	H	72-49	W
N-14	Louisiana-Lafayette.....	H	69-54	W
N-17	Fairfield.....	1	70-67	W
N-18	Central Arkansas.....	1	75-61	W
N-19	#21 Connecticut.....	A	59-77	L
N-22	Tennessee Tech.....	H	86-77	W
N-24	Nicholls.....	H	100-80	W
N-30	New Orleans.....	H	85-77	W
D-9	#16 Memphis.....	A	70-82	L
D-12	Louisiana-Monroe.....	H	87-53	W
D-16	South Alabama.....	A	82-72	W
D-19	UIC.....	H	77-64	W
D-22	Alabama A&M.....	H	81-57	W
D-30	Saint Louis.....	A	56-59	L
J-6	Kentucky.....	H	58-68	L
J-10	Mississippi State.....	A	67-77	L
J-13	Arkansas.....	H	74-72	W
J-17	#16 LSU.....	A	55-62	L
J-20	#1 Florida.....	A	70-79	L
J-24	Tennessee.....	H	83-69	W
J-27	Vanderbilt.....	A	80-85	L
J-30	Mississippi State.....	H	85-73	W
F-3	Auburn.....	A	82-59	W
F-10	#18 Alabama.....	H	75-69	W
F-14	LSU.....	H	71-70	W
F-17	Arkansas.....	A	66-83	L
F-21	Georgia.....	H	67-49	W
F-24	South Carolina.....	A	63-76	L
F-28	Alabama.....	A	58-69	L
M-3	Auburn.....	H	83-79	W
SEC TOURNAMENT				
M-9	LSU.....	2	80-60	W
M-10	#6 Florida.....	2	59-80	L
NATIONAL INVITATION TOURNAMENT				
M-14	Appalachian State.....	H	73-59	W
M-19	Clemson.....	A	68-89	L

Key to Neutral Sites: 1- Hartford, Ct.; 2- Atlanta

### 2007-08

#### NIT - FINAL FOUR

**Record:** 24-11, 7-9 SEC

**Head Coach:** Andy Kennedy

N-10	Miss. Valley State.....	H	97-63	W
N-13	South Alabama.....	H	81-78	W
N-16	Lamar.....	H	108-70	W
N-24	Louisiana-Monroe.....	H	94-70	W
N-27	Troy.....	H	102-76	W
D-1	New Mexico.....	H	85-77	W
D-8	UCF.....	A	76-67	W
D-13	Winthrop.....	1	76-71	W
D-20	DePaul.....	2	69-63	W
D-21	La Salle.....	2	84-77	W
D-22	#15 Clemson.....	2	85-82	W
D-28	Southern Miss.....	3	78-58	W
J-2	Alabama A&M.....	H	86-50	W
J-9	#8 Tennessee.....	A	83-85	L
J-12	LSU.....	H	74-71	W
J-16	Florida.....	H	89-87	W
J-19	Auburn.....	A	77-80	L
J-26	Mississippi State.....	A	68-88	L
J-30	#19 Vanderbilt.....	H	74-58	W
F-2	South Carolina.....	H	77-80	L
F-9	Arkansas.....	A	69-75	W
F-11	Presbyterian.....	H	66-55	W
F-13	Alabama.....	A	67-76	L

F-16	Auburn.....	H	78-90	L
F-20	Mississippi State.....	H	74-63	W
F-23	LSU.....	A	49-69	L
F-27	Kentucky.....	A	54-58	L
M-1	Alabama.....	H	91-88	W
M-4	Arkansas.....	H	81-72	W
M-8	Georgia.....	A	76-62	W
SEC TOURNAMENT				
M-13	Georgia (ot).....	4	95-97	L
NATIONAL INVITATION TOURNAMENT				
M-19	UC Santa Barbara.....	H	83-68	W
M-24	Nebraska (ot).....	H	85-75	W
M-26	Virginia Tech.....	A	81-72	W
4-1	Ohio State.....	5	69-81	L

Key to Neutral Sites: 1- Jackson, Miss.; 2- San Juan, Puerto Rico; 3- Southaven, Miss.; 4- Atlanta, Ga.; 5- New York, N.Y.

### 2008-09

**Record:** 16-15, 7-9 SEC

**Head Coach:** Andy Kennedy

N-14	Arkansas State.....	H	65-52	W
N-18	South Alabama.....	H	89-71	W
N-21	Utah.....	1	72-83	L
N-23	Marshall.....	1	82-78	W
N-26	UCF.....	H	78-46	W
N-29	Morgan State.....	H	78-70	W
D-3	West Virginia.....	H	78-80	L
D-6	New Orleans.....	A	78-65	W
D-13	New Mexico.....	A	70-103	L
D-15	Alabama State.....	H	85-81	W
D-18	#9 Louisville.....	2	68-77	L
D-22	Florida A&M.....	H	86-63	W
D-30	Southern Miss.....	3	59-78	L
J-3	Nicholls.....	H	53-41	W
J-10	Florida.....	A	68-78	L
J-14	Arkansas.....	H	74-65	W
J-17	LSU.....	H	51-83	L
J-21	Alabama.....	A	73-76	L
J-24	South Carolina.....	A	71-82	L
J-27	#24 Kentucky.....	H	85-80	W
J-31	Mississippi State.....	A	67-63	W
F-4	Auburn.....	H	78-59	W
F-7	Vanderbilt.....	A	61-71	L
F-14	LSU.....	A	66-73	L
F-18	Tennessee.....	H	81-65	W
F-21	Georgia.....	H	69-47	W
F-25	Auburn.....	A	64-77	L
F-28	Alabama.....	H	69-90	L
M-4	Arkansas (ot).....	A	98-91	W
M-7	Mississippi State.....	H	80-82	L
SEC TOURNAMENT				
M-12	Kentucky.....	4	58-71	L

Key to Neutral Sites: 1- Daytona Beach, Fla.; 2- Cincinnati, Ohio; 3- Biloxi, Miss.; 4- Tampa, Fla.

### 2009-10

#### SEC WESTERN DIVISION CHAMPIONS NIT - FINAL FOUR

**Record:** 24-11, 9-7 SEC

**Head Coach:** Andy Kennedy

N-13	UALR.....	H	92-64	W
N-16	Alabama State.....	H	90-53	W
N-19	Indiana.....	1	89-71	W
N-20	Kansas State.....	1	86-74	W
N-22	#5 Villanova.....	1	67-79	L
N-29	Tex. A&M-Corpus Christi.....	H	73-58	W
D-5	Arkansas State.....	A	79-57	W
D-5	Southern Miss.....	H	81-79	W
D-12	McNeese State.....	H	83-67	W
D-16	UTEP (ot).....	2	91-81	W
D-19	Centenary.....	H	108-64	W
D-23	#6 West Virginia.....	A	66-76	L
D-29	Jacksonville State.....	H	90-75	W
J-5	UCF.....	H	84-56	W
J-9	Mississippi State.....	H	75-80	L
J-13	Georgia.....	A	80-76	W
J-16	#9 Tennessee (ot).....	A	69-71	L
J-20	South Carolina.....	H	66-57	W
J-23	LSU.....	A	73-63	W
J-28	Auburn.....	A	84-74	W
J-31	Arkansas.....	H	73-80	L
F-2	#3 Kentucky.....	A	75-85	L
F-6	Alabama.....	H	74-67	W
F-11	Mississippi State.....	A	63-71	L
F-18	#17 Vanderbilt.....	H	78-82	L

F-20	Florida.....	H	61-64	L
F-24	Auburn.....	H	85-75	W
F-27	Alabama.....	A	76-73	W
M-4	LSU.....	H	72-59	W
M-6	Arkansas.....	A	68-66	W

#### SEC TOURNAMENT

M-12	#13 Tennessee.....	3	65-76	L
------	--------------------	---	-------	---

#### NATIONAL INVITATION TOURNAMENT

M-17	Troy.....	H	84-65	W
M-19	Memphis.....	H	90-81	W
M-23	Texas Tech (2ot).....	H	90-87	W
M-30	Dayton.....	4	63-68	L

Key to Neutral Sites: 1- San Juan, Puerto Rico; 2- Southaven, Miss.; 3- Nashville, Tenn.; 4- New York, N.Y.

### 2010-11

#### NATIONAL INVITATION TOURNAMENT

**Record:** 20-14, 7-9 SEC

**Head Coach:** Andy Kennedy

N-12	Arkansas State.....	H	68-60	W
N-17	Murray State.....	H	77-61	W
N-20	Dayton (ot).....	H	71-78	L
N-26	Penn State.....	H	84-71	W
N-30	Miami (Fla.).....	A	73-86	L
D-4	Southern Miss.....	H	86-81	W
D-11	UALR.....	A	84-70	W
D-13	Mississippi Valley St.....	H	101-69	W
D-18	ETSU.....	H	71-50	W
D-22	Texas State.....	1	83-72	W
D-23	Colorado State.....	1	61-68	L
D-24	Saint Louis.....	1	69-61	W
D-30	Alcorn State.....	H	100-62	W
J-2	Southeastern La.....	H	68-59	W
J-5	SMU.....	A	75-57	W
J-8	Florida.....	A	71-77	L
J-13	Mississippi State.....	H	64-69	L
J-15	#24 Georgia.....	H	76-98	L
J-19	Vanderbilt.....	A	74-84	L
J-22	LSU.....	A	78-51	W
J-29	Tennessee.....	H	57-74	L
F-1	#10 Kentucky.....	H	71-69	W
F-				

F-9 #18 Mississippi State	A	60-70	L
F-11 Auburn	W	61-54	W
F-16 Vanderbilt	H	76-102	L
F-18 #1 Kentucky	A	62-77	L
F-22 Tennessee	A	60-73	L
F-25 LSU	W	72-48	W
F-28 Arkansas	A	77-75	W
M-3 Alabama	W	60-51	W

### SEC TOURNAMENT

M-8 Auburn	W	68-54	W
M-9 Tennessee (ot)	W	77-72	W
M-10 Vanderbilt	L	53-65	L

### NATIONAL INVITATION TOURNAMENT

M-14 Illinois State (ot)	L	93-96	L
--------------------------	---	-------	---

Key to Neutral Sites: 1- St. Thomas, U.S. Virgin Islands; 2- Southaven, Miss.; 3- New Orleans, La.

J-22 Vanderbilt	A	63-52	W
J-25 Mississippi State	H	82-63	W
J-29 Tennessee	A	70-86	L
F-1 South Carolina	H	75-71	W
F-4 Kentucky	A	64-80	L
F-8 Missouri	H	91-88	W
F-11 Alabama	A	64-67	L
F-15 Georgia	A	60-61	L
F-18 Kentucky	H	70-84	L
F-22 Florida	H	71-75	L
F-26 Alabama	H	79-67	W
M-1 Texas A&M	L	60-71	L
M-5 Arkansas	A	80-110	L
M-8 Vanderbilt	H	65-62	W

### SEC TOURNAMENT

M-13 Mississippi State	W	78-66	W
M-14 Georgia	L	73-75	L

Key to Neutral Sites: 1- Brooklyn, N.Y.; 2- Atlanta, Ga.

%=SEC/Big 12 Challenge

J-19 #18 South Carolina (ot)	H	74-77	L
J-23 Mississippi State	A	77-83	L
J-27 Auburn	H	80-63	W
J-30 %Kansas State	H	64-69	L
F-3 Missouri	A	76-73	W
F-6 Vanderbilt	H	85-78	W
F-9 Florida	A	72-77	L
F-13 Arkansas	H	76-60	W
F-16 #24 Texas A&M	A	56-71	L
F-20 Auburn	A	69-59	W
F-23 Missouri	H	85-76	W
F-27 Georgia	A	66-80	L
M-2 Mississippi State	H	86-78	W
M-5 Tennessee	A	83-60	W

### SEC TOURNAMENT

M-10 Alabama	L	73-81	L
--------------	---	-------	---

Key to Neutral Sites: 1- Charleston, S.C.; 2- Atlanta, Ga.

%=SEC/Big 12 Challenge

J-20 Arkansas	A	93-97	L
J-23 Alabama	H	78-66	W
J-27 %Texas	A	72-85	L
F-30 #11 Auburn	H	70-79	L
F-3 #18 Tennessee	A	61-94	L
F-6 Missouri	H	69-75	L
F-10 LSU	A	66-82	L
F-13 Arkansas	H	64-75	L
F-17 Mississippi State	A	62-79	L
F-20 Missouri (ot)	A	90-87	W*
F-24 #19 Tennessee	H	65-73	L*
F-28 #23 Kentucky	A	78-96	L*
M-3 Vanderbilt	H	69-82	L*

### SEC TOURNAMENT

M-7 South Carolina	L	84-85	L*
--------------------	---	-------	----

Key to Neutral Sites: 1- Las Vegas; 2- St. Louis, Mo.

%=SEC/Big 12 Challenge

\*Troy Madlock served as interim head coach

### 2012-13

#### SEC TOURNAMENT CHAMPIONS NCAA TOURNAMENT THIRD ROUND

Record: 27-9, 12-6 SEC

Head Coach: Andy Kennedy

N-9 Mississippi Valley State	H	93-57	W
N-13 Coastal Carolina	H	90-72	W
N-16 UALR	H	92-52	W
N-20 McNeese State	H	76-50	W
N-23 Lipscomb	H	91-45	W
D-1 %Rutgers	H	80-67	W
D-8 Middle Tennessee	A	62-65	L
D-14 ETSU	H	77-55	W
D-19 Loyola Marymount	A	73-70	W
D-22 Indiana State (ot)	W	85-87	L
D-23 San Francisco	W	85-78	W
D-25 Hawaii	W	81-66	W
J-4 Fordham	H	95-68	W
J-9 Tennessee	A	92-74	W
J-12 #10 Missouri	H	64-49	W
J-15 Vanderbilt (ot)	A	89-79	W
J-19 Arkansas	H	76-64	W
J-24 Tennessee	H	62-56	W
J-26 Auburn	A	63-61	W
J-29 Kentucky	H	74-87	L
F-2 #4 Florida	A	64-78	L
F-6 Mississippi State	H	93-75	W
F-9 #21 Missouri	A	79-98	L
F-13 Texas A&M	A	67-69	L
F-16 Georgia (ot)	H	84-74	W
F-20 South Carolina	A	62-63	L
F-23 Auburn	H	88-55	W
F-27 Texas A&M	H	82-73	W
M-2 Mississippi State	A	67-73	L
M-5 Alabama	H	87-83	W
M-9 LSU	A	81-67	W

### SEC TOURNAMENT

M-15 Missouri	W	64-62	W
M-16 Vanderbilt	W	64-52	W
M-17 #13 Florida	W	66-63	W

### NCAA TOURNAMENT

M-22 #18 Wisconsin	W	57-46	W
M-24 LaSalle	L	74-76	L

Key to Neutral Sites: 1- Honolulu, Hawaii; 2- Nashville, Tenn.; 3- Kansas City, Mo.  
%=SEC/Big East Challenge

### 2014-15

#### NCAA TOURNAMENT SECOND ROUND

Record: 21-13, 11-7 SEC

Head Coach: Andy Kennedy

N-14 Charleston Southern	H	66-65	L
N-17 Troy	A	74-64	W
N-20 Southern	H	69-38	W
N-23 Northern Arizona	H	80-74	W
N-28 #23 Creighton	W	75-68	W
N-29 Cincinnati	W	66-54	W
D-4 %TCU	H	54-66	L
D-7 Oregon (ot)	A	79-73	W
D-13 Western Kentucky	H	74-81	L
D-18 Coastal Carolina	H	71-68	W
D-22 Southeast Missouri	W	82-51	W
D-30 Dayton	A	74-78	L
J-3 Austin Peay	H	92-63	W
J-6 #1 Kentucky (ot)	A	86-89	L
J-10 South Carolina	H	65-49	W
J-14 LSU	H	71-75	L
J-17 #19 Arkansas	A	82-96	W
J-20 Georgia	A	64-69	L
J-24 Florida	H	72-71	W
J-28 Mississippi State	H	79-73	W
J-31 Missouri	A	67-47	W
F-4 Texas A&M	H	69-59	W
F-7 Auburn	A	86-79	W
F-12 Florida	A	62-61	L
F-14 Arkansas	H	70-71	L
F-19 Mississippi State	A	71-65	W
F-21 Tennessee	H	59-57	W
F-25 Georgia	H	72-76	L
F-28 LSU	A	63-73	L
M-3 Alabama	A	82-74	W
M-7 Vanderbilt	H	77-86	L

### SEC TOURNAMENT

M-12 South Carolina	L	60-58	L
---------------------	---	-------	---

### NCAA TOURNAMENT

M-17 BYU	W	94-90	W
M-19 Xavier	L	76-57	L

%=SEC/Big 12 Challenge

Key to Neutral Sites: 1- Destin, Fla.; 2- Southaven, Miss.; 3- Nashville, Tenn.; 4- Dayton, Ohio; 5- Jacksonville, Fla.

### 2015-16

Record: 20-12, 10-8 SEC

Head Coach: Andy Kennedy

N-13 Northwestern State	H	90-76	W
N-16 Georgia Southern	H	82-72	W
N-19 George Mason	W	62-68	W
N-20 Towson	W	76-60	W
N-22 Seton Hall	W	63-75	L
N-25 Georgia State	H	68-59	W
N-28 Bradley	A	67-54	W
D-5 Massachusetts	A	74-64	W
D-12 Southeastern Missouri	H	75-64	W
D-15 Louisiana Tech	H	99-80	W
D-18 Memphis	A	85-79	W
D-22 Troy (ot)	H	83-80	W
J-2 #11 Kentucky	A	61-83	L
J-7 Alabama	H	74-66	W
J-9 Georgia	H	72-71	W
J-13 LSU	A	81-90	L
J-16 Florida	L	71-80	L

### 2013-14

Record: 19-14, 9-9 SEC

Head Coach: Andy Kennedy

N-8 Troy	H	69-54	W
N-16 Coastal Carolina	A	72-70	W
N-22 Mississippi Valley State	H	111-82	W
N-26 North Carolina A&T	H	84-50	W
N-29 Georgia Tech	W	77-67	W
N-30 Penn State	W	79-76	W
D-5 %Kansas State	A	58-61	L
D-8 Oregon (ot)	H	105-115	L
D-14 Middle Tennessee	H	72-63	W
D-18 Louisiana-Monroe	H	75-62	W
D-22 Mercer	H	76-79	L
D-30 Western Kentucky	A	79-74	W
J-4 Dayton (ot)	H	80-83	L
J-9 Auburn	H	65-62	W
J-11 Mississippi State	A	72-76	L
J-15 LSU (ot)	H	88-74	W
J-18 South Carolina	A	75-74	W

### 2016-17

#### NATIONAL INVITATION TOURNAMENT

Record: 22-14, 10-8 SEC

Head Coach: Andy Kennedy

N-11 UT Martin	H	86-83	W
N-14 UMass	H	90-88	W
N-18 Oral Roberts (ot)	W	95-88	W
N-20 Saint Joseph's	W	81-68	W
N-21 #12 Creighton	W	77-86	L
N-24 Montana	H	86-81	W
N-30 Middle Tennessee	H	62-77	L
D-3 Memphis	H	85-77	W
D-11 Virginia Tech	A	75-80	L
D-15 Murray State	H	78-73	W
D-19 Bradley	H	66-49	W
D-22 South Alabama	H	92-58	W
D-29 #8 Kentucky	H	76-99	L
J-3 #24 Florida	A	63-70	L
J-7 Auburn	H	88-85	W
J-11 Georgia	H	47-69	L
J-14 South Carolina	A	56-67	L
J-17 Tennessee	H	80-69	W
J-21 Missouri	A	75-71	W
J-25 Texas A&M	H	76-80	L
J-28 % #5 Baylor	H	75-78	L
J-31 Mississippi State	H	88-61	W
F-4 Vanderbilt	A	81-74	W
F-8 Tennessee	A	66-75	L
F-11 Auburn	H	90-84	W
F-14 LSU	H	96-76	W
F-18 Arkansas	A	80-98	L
F-21 Mississippi State (ot)	A	87-82	W
F-25 Missouri	H	80-77	W
M-1 Alabama	A	55-70	L
M-4 South Carolina	H	75-70	W

### SEC TOURNAMENT

M-9 Missouri	W	86-74	W
M-10 Arkansas	L	72-73	L

### NIT Tournament

M-14 Monmouth	A	91-83	W
M-18 Syracuse	A	85-80	W
M-21 Georgia Tech	H	66-74	L

Key to Neutral Sites: 1- U.S. Virgin Islands; 2- Nashville, Tenn.

%=SEC/Big 12 Challenge

### 2017-18

Record: 12-20, 5-13 SEC

Head Coach: Andy Kennedy

N-10 Louisiana	H	94-76	W
N-13 Eastern Kentucky	H	85-75	W
N-17 Georgia State	H	77-72	W
N-20 Utah	H	74-83	L
N-22 Rice	W	79-62	W
N-28 South Dakota State (ot)	H	97-99	L
D-2 Virginia Tech (ot)	H	80-83	L
D-9 Middle Tennessee	A	58-77	L
D-13 Sam Houston State	H	82-69	W
D-16 Illinois State (ot)	H	97-101	L
D-19 Texas A&M-Corpus Christi	H	85-63	W
D-22 Bradley	H	82-59	W
D-31 South Carolina	H	74-69	W
J-3 Georgia	A	60-71	L
J-6 Mississippi State	H	64-58	W
J-9 #22 Auburn	A	70-85	L
J-13 Florida	H	78-72	W
J-16 Texas A&M	A	69-71	L

### KERMIT DAVIS

#### 20-13 (2019-Present)

### 2018-19

#### NCAA TOURNAMENT FIRST ROUND

Record: 20-13, 10-8 SEC

Head Coach: Kermit Davis

N-10 Western Michigan	H	90-64	W
N-16 Butler	A	76-83	L
N-20 Nicholls	H	75-55	W
N-23 Baylor	W	78-70	W
N-24 Cincinnati	W	57-71	L
N-28 San Diego	H	93-86	W
D-1 Louisiana-Monroe	H	83-60	W
D-8 Illinois State	A	81-74	W
D-12 Southeastern Louisiana	W	69-47	W
D-16 Chattanooga	H	90-70	W
D-21 Middle Tennessee	W	74-56	W
D-29 Florida Gulf Coast	H	87-57	W
J-5 Vanderbilt	A	81-71	W
J-9 #10 Auburn	H	82-67	W
J-12 #14 Mississippi State	A	81-77	W
J-15 LSU	H	69-83	L
J-19 Arkansas	H	84-67	W
J-22 Alabama	A	53-74	L
J-26 #24 Iowa State	H	73-87	L
J-30 Florida (ot)	A	86-90	L
F-2 #21 Mississippi State	H	75-81	L
F-6 Texas A&M	H	75-71	W
F-9 Georgia	A	80-64	W
F-13 Auburn	A	60-55	W
F-16 Missouri	H	75-65	W
F-19 South Carolina	A	64-79	L
F-23 Georgia	H	72-71	W
F-27 #6 Tennessee	H	71-73	L
M-2 Arkansas	A	73-74	L
M-5 #5 Kentucky	H	76-80	L
M-9 Missouri	A	73-68	W

### SEC TOURNAMENT

M-14 Alabama	L	57-62	L
--------------	---	-------	---

### NCAA TOURNAMENT

M-22 Oklahoma	L	72-95	L
---------------	---	-------	---

Key to Neutral Sites: 1- Destin, Fla.; 2- Jackson, Miss.; 3- Nashville, Tenn.; 4- Columbia, S.C.

%=SEC/Big 12 Challenge

### 2019-20

Record: 15-17, 6-12 SEC

Head Coach: Kermit Davis

N-8 Arkansas State	H	71-43	W
N-12 Norfolk State	H	68-55	W
N-15 Western Michigan	H	85-58	W
N-19 Seattle	H	65-52	W
N-23 #16 Memphis	A	86-87	L
N-27 Penn State	W	74-72	W
N-29 Oklahoma State	W	37-78	L
D-3 #24 Butler	H	58-67	L
D-7 CSU Bakersfield	H		

J-11	Arkansas.....H	72-76	L
J-14	Florida.....A	55-71	L
J-18	LSU.....H	76-80	L
J-21	Tennessee.....A	48-73	L
J-25	Georgia.....A	70-60	W
J-28	#16 Auburn (2ot).....H	82-83	L
F-1	#22 LSU.....A	63-73	L
F-5	South Carolina.....H	84-70	W
F-8	Florida.....H	68-51	W
F-11	Mississippi State.....H	83-58	W
F-15	#12 Kentucky.....A	62-67	L
F-18	Missouri.....A	68-71	L
F-22	Alabama.....H	78-103	L
F-25	#15 Auburn.....A	58-67	L
F-29	Vanderbilt.....H	86-60	W
M-4	Missouri.....H	75-67	W
M-7	Mississippi State.....A	44-69	L

SEC TOURNAMENT

M-11	Georgia.....3	63-81	L
------	---------------	-------	---

**Key to Neutral Sites:** 1- Brooklyn, N.Y.; 2- Jackson, Miss.; 3- Nashville, Tenn.

**2020-21  
NATIONAL INVITATION TOURNAMENT**

**Record:** 16-12, 10-8 SEC

**Head Coach:** Kermit Davis

D-10	Jackson State.....H	80-45	W
D-12	UNCW.....H	78-58	W
D-14	Central Arkansas.....H	68-54	W
D-16	Middle Tennessee.....A	70-51	W
D-19	Dayton.....A	62-65	L
D-22	UT Martin.....H	90-43	W
D-29	Alabama.....A	64-82	L
J-2	Wichita State.....H	79-83	L
J-6	Auburn.....H	72-61	W
J-9	LSU.....H	61-75	L
J-12	Florida.....A	63-72	L
J-16	Georgia.....H	74-78	L
J-19	Mississippi State.....A	64-46	W
J-23	Texas A&M.....H	61-50	W
J-27	Arkansas.....A	59-74	L
J-30	Georgia.....A	61-71	L
F-2	#10 Tennessee.....H	52-50	W
F-6	Auburn (ot).....A	86-84	W
F-10	#10 Missouri.....H	80-59	W
F-13	South Carolina.....A	81-74	W
F-20	Mississippi State.....H	56-66	L
F-23	#24 Missouri.....A	60-53	W
F-27	Vanderbilt.....A	70-75	L
M-2	Kentucky.....H	70-62	W
M-6	Vanderbilt.....H	56-46	W

SEC TOURNAMENT

M-11	South Carolina.....1	76-59	W
M-12	LSU.....1	73-76	L

NATIONAL INVITATION TOURNAMENT

M-19	Louisiana Tech.....2	61-70	L
------	----------------------	-------	---

**Key to Neutral Sites:** 1- Nashville, Tenn.; 2 - Frisco, Texas

<b>Nov. 5</b>	<b>Trevecca (Exh)</b>	6 PM
<b>Nov. 9</b>	<b>New Orleans</b>	6:30 PM
<b>Nov. 12</b>	<b>Charleston Southern</b>	6 PM
Nov. 18	Marquette <sup>1</sup>	6 PM
Nov. 19	West Virginia/Elon <sup>1</sup>	6 PM/8 PM
Nov. 21	TBA <sup>1</sup>	TBA
<b>Nov. 26</b>	<b>MVSU</b>	3 PM
<b>Nov. 30</b>	<b>Rider</b>	6:30 PM
<b>Dec. 4</b>	<b>Memphis</b>	11 AM
Dec. 11	Western Kentucky <sup>2</sup>	7:30 PM
<b>Dec. 15</b>	<b>Middle Tennessee</b>	6:30 PM
<b>Dec. 18</b>	<b>Dayton</b>	5:30 PM
<b>Dec. 21</b>	<b>Samford</b>	3 PM
<b>Dec. 29</b>	<b>Florida</b>	4 PM
Jan. 5	at Tennessee	6 PM
<b>Jan. 8</b>	<b>MSU</b>	7:30 PM
Jan. 11	at Texas A&M	7:30 PM
<b>Jan. 15</b>	<b>Auburn</b>	7:30 PM
<b>Jan. 18</b>	<b>Missouri</b>	6 PM
Jan. 22	at MSU	3 PM
<b>Jan. 26</b>	<b>Arkansas</b>	6 PM
<b>Jan. 29</b>	<b>Kansas State</b>	3 PM
Feb. 1	at LSU	8 PM
Feb. 5	at Florida	2:30 PM
<b>Feb. 9</b>	<b>Alabama</b>	7:30 PM
Feb. 12	at Missouri	7:30 PM
<b>Feb. 15</b>	<b>South Carolina</b>	6 PM
Feb. 19	at Georgia	12 PM
Feb. 23	at Auburn	7:30 PM
<b>Feb. 26</b>	<b>Texas A&amp;M</b>	2:30 PM
March 1	at Kentucky	6 PM
<b>March 5</b>	<b>Vanderbilt</b>	5 PM

1 - Shriners Children's Charleston Classic (Charleston, SC)

2 - Atlanta, GA

All times are Central

