

OleMiss

23-24

MEN'S BASKETBALL





TABLE OF CONTENTS

THIS IS OLE MISS..... 1-11

Table of Contents2-3
 Ole Miss Quick Facts..... 3
 This Is Ole Miss Basketball4-5
 Rebels in the Pros 6
 First-Class Facilities 7
 SIB Pavilion..... 8
 Tuohy Basketball Center 9
 Rebels in the Spotlight..... 10
 SEC Competition..... 11

2023-24 OUTLOOK..... 12-14

Radio/TV Roster..... 12
 2023-24 Roster..... 13
 Schedule 14

COACHES & STAFF 15-23

Head Coach Chris Beard..... 15-16
 Assistant Coaches..... 18-19
 Support Staff 20-23

2023-24 REBELS 24-39

Returnee Profiles..... 22-29
 Newcomer Profiles..... 30-39

OPPONENTS 40-48

2023-24 Opponent Series History..... 40-46
 SEC Tournament 47
 National Tournaments 48

2022-23 REVIEW 49-63

Season Statistics..... 49-50
 Game-By-Game Statistics..... 51-53
 Game Highs/Lows 54
 Game-By-Game Box Scores..... 55-63

HISTORY 64-86

Historical Timeline/ Championship Teams..... 64-70
 Ole Miss All-Century Team 71
 All-Americans 72-73
 Honors and Awards..... 74-76
 Notable Jersey Numbers..... 77
 Rebels in the Pros 78
 Year-by-Year Starting Lineups 79-81

All-Time Lettermen 82-84
 All-Time Head Coaches 85
 All-Time Assistant Coaches..... 86

RECORDS..... 87-131

Year-by-Year Records 87
 Team Records 88-90
 2,000-Point Club 91
 1,000-Point Club 91-93
 Individual Records 94-99
 Annual Leaders..... 100-102
 Miscellaneous Records 103-104
 All-Time Series Records..... 105-106
 All-Time Opponent Game-By-Game Results..... 107-118
 Tad Smith Coliseum Records..... 119
 Pavilion Records 120
 All-Time Scores..... 121-131



CREDITS

Editor: Mike Swartz

Special assistance by: Conlan Birdsall, Kyle Campbell, Zane Goedderz, Brad Sheffield, Langston Rogers, Adam Kuffner, Joey Jones, and Daniel Snowden

Graphic design by: Shaun Senn

Photography: Associated Press, Kevin Bain, Bill Baptist/Houston Rockets, Joey Brent, David Coyle/Team Coyle, Detroit Pistons, ESPN, FIBA, Eddie Gregory, Getty Images, Joey Jones, Robert Jordan, Nathan Latil, Steven Leija, Steven Maikoski/USA Basketball, Joshua McCoy, R.D. Moore, Bruce Newman, New York Giants/Evan Pinkus, Langston Rogers, Bill Seawright, John Seymour, Matthew Sharpe, Daniel Shirley, Jalayne Telford, Petre Thomas, Middle Tennessee Media Relations, Rocky Widner/NBAE/Getty Images, NBAE, Memphis Grizzlies.

without written permission is strictly prohibited.

© COPYRIGHT UNIVERSITY OF MISSISSIPPI

The 2023-24 Ole Miss Men's Basketball Guide was published by the University of Mississippi

Athletics Communications Office and designed using Adobe InDesign and Adobe Photoshop.

All contents of this issue are copyrighted 2023 by The University of Mississippi. Reproduction

2021-22 OLE MISS QUICK FACTS

Name ...Ole Miss (The University of Mississippi)	
Nickname	Rebels
Location	Oxford, Mississippi
Founded	November 6, 1848
Enrollment (Fall 2023)	22,951
School Colors	Cardinal Red and Navy Blue
Chancellor	Dr. Glenn Boyce
Faculty Representative	Dr. Ron Rychlak
Athletics Director	Keith Carter
Conference	Southeastern (SEC)
Head Basketball Coach	Chris Beard
Record at Ole Miss	0-0 (1st season)
Career Record	237-98 (11 seasons)
Home Arena	SJB Pavilion
Capacity	9,500
2022-23 Record	12-21
SEC Record/Finish	3-15/13th
Postseason	N/A
Lettermen Returning/Lost	3/10
Starters Returning/Lost	2/3
Newcomers	11





THIS IS OLE MISS BASKETBALL

Ole Miss basketball has reached further national prominence over the past quarter century, recording 15 seasons with 20 wins, 15 postseason berths, five SEC Western Division titles and the 2013 SEC Tournament title. Add a pair of 27-win seasons (school record) as well as seven trips to the NCAA Tournament, Ole Miss hoops has reached a new level of expectations.


The stretch of success began in 1997 as Ole Miss advanced to the Big Dance five times in six seasons. During the 2000-01 campaign, the Rebels went 27-8 and advanced to the Sweet Sixteen for the first time in school history following a victory over No. 19 Notre Dame.

After capturing the SEC Tournament title in 2013 with a thrilling 66-63 win over No. 1 seed Florida, the Rebels knocked off No. 5 seed Wisconsin in the NCAA Tournament to advance for the first time since 2001. Ole Miss finished with a 27-9 record, matching the school record for wins in a season with the 2000-01 team.

In 2015, Ole Miss returned to the NCAA Tournament and helped produce the highest scoring game in the Big Dance that year. The game was one of the most exciting, even as one of the tournament's First Four games. Down 20 points, the Rebels rallied for a 94-90 comeback victory over BYU to advance to the second round.

During the 2018-19 campaign the Rebels exceeded expectations to earn an at-large bid to March Madness. With the \$96.5 million Sandy and John Black Pavilion at Ole Miss that opened in January 2016, the Rebels saw the biggest increase in attendance among all SEC schools. Five sellouts and an average of nearly 8,000 fans per game set new Pavilion records.

With the hiring of Chris Beard in March 2023, the program brought in one of the most successful coaches in the nation of the last decade. Bringing a career win percentage over 70% to Oxford, Beard helped propel Ole Miss to new heights, and the future of Ole Miss basketball has never been brighter.



Ole Miss fans pack SJB Pavilion, including the student section, Club Red.



REBELS IN THE PROS

Ole Miss is no stranger to putting players in the pros with 19 Rebels playing in the NBA. The Rebels boast 15 all-time NBA draft picks including former All-American Gerald Glass, who was selected in the first round by the Minnesota Timberwolves in the 1990 draft. Former Rebels have also reached the NBA coaching ranks like Elston Turner, who played eight years in the NBA and has served as an assistant coach in the league for the last two decades. See page 101 for a complete list of Rebels in the pros.



(Clockwise from top) - Terence Davis was named to the 2020 NBA All-Rookie Team after making an immediate impact for the Toronto Raptors before becoming a key player for the Sacramento Kings; Elston Turner during his NBA career with the Denver Nuggets; Sebastian Saiz and Terence Davis, former Rebel teammates, reunite following a Raptors preseason game in Japan, where Saiz is a pro; Terrico White was the 36th overall pick of the Detroit Pistons in the 2010 NBA Draft and also played for the Phoenix Suns; Ansu Sesay spent time in the NBA with the Golden State Warriors.




FIRST-CLASS FACILITIES

Ole Miss student-athletes have access to first-class facilities in student living, nutrition, training and more. More than \$200 million has been raised for improvements to athletic facilities and student-athlete well-being.

(Clockwise from top) - The Ole Miss Residential College student housing; Ole Miss basketball players have the opportunity to play in one of the best arenas in the country, the \$96.5 million SJB Pavilion; Rebels also have places to relax such as the players lounge in the Tuohy Center; Student-athletes have access to three meals a day at the Grill at 1810; One of the many sports medicine options available for student-athletes.





THE SANDY AND JOHN BLACK PAVILION AT OLE MISS

The centerpiece of the Forward Together campaign is the state-of-the-art \$96.5-million Sandy and John Black Pavilion at Ole Miss. On July 31, 2014, ground was broken on the 225,000-square foot arena that officially opened its doors on January 7, 2016 with the Rebel men's basketball team's victory over Alabama.

Designed by AECOM and built by BL Harbert, The Pavilion boasts a capacity of 9,500 fans and includes a number of first-class amenities, including courtside and baseline seating for students, three premium club areas for fans and more than 1,700 premium seats all within an intimate seating bowl. The men's and women's locker rooms measure almost 1,500 square feet, while the facility also houses two visiting team locker rooms, officials' locker rooms, a volleyball locker room and green room space.

Ole Miss worked with Daktronics to design, manufacture and install what was the largest center-hung video display board in college sports at the time with nearly 2,400 square feet of LED. The center-hung configuration consists of 13 video displays for a total of more than 3.6 million LEDs. It includes four main video displays, two undermount video rings, four corner displays and three 360-degree rings.

On January 28, 2017, the hardwood that the Rebels play on was officially named Craddock Court. Due to the generosity of Ben and David Craddock, the floor was named in honor of the entire Craddock family.

The Pavilion also includes a five-story parking garage with 800 spaces that services the entire campus community.

The placement of The Pavilion allows Ole Miss to further enhance its athletics complex - better connecting athletics to the heart of the best campus in higher education. This centralized location creates an impressive "front door" for Rebel Athletics and a destination point not only on a gameday but every day of the week.





TUOHY BASKETBALL CENTER

Ole Miss Basketball's chances of becoming a prominent program in the national hoops landscape took a big jump when Ole Miss opened the \$13 million, 51,000-square-foot facility for men's and women's basketball in January 2010.

The Tuohy Basketball Center includes four distinct spaces - public, staff (coaches), team and individual practice courts for both men's and women's teams.

Spaces for the public include an attractive main rotunda/lobby to receive visitors and a multimedia/entertainment meeting room that can be used for Media Days as well as for video presentations and team functions.

Coaches' offices, a conference room, a copy center, and staff locker and dressing facilities complete the suites. The head coaches' offices provide direct access to and view of their respective practice courts.

FACILITY HIGHLIGHTS

- Opened in January of 2010
- \$13 million construction project
- Facility was renamed the Tuohy Basketball Center in June 2014 after contributions from former men's basketball standout Sean Tuohy and his wife Leigh Anne.
- 51,000-square-foot facility
- Individual practice courts for the men and women
- Shared weight and training rooms
- Spacious locker room and dressing facilities for the men's and women's teams
- Men's and women's film rooms, including computer terminals and video access
- Men's and women's team lounges with computer access and kitchenette
- Video editing room
- Multimedia/entertainment theatre
- Coaches office spaces include a conference room, copy center and staff locker and dressing areas
- Head coaches offices provide direct access and a view of their respective practice courts







SEC COMPETITION

- 35 NCAA Tournament selections over the last four tournaments.
- Eight NCAA Tournament selections in 2023 are the tied for the most in league history.
- 87-57 (60.4 percent) in the NCAA Tournament since 2012
- All 14 SEC teams have made at least one NCAA Tournament appearance in the last eight tournaments.
- The SEC has had at least one team advance to the Sweet 16 in 31 of the last 32 tournaments.
- 12 different SEC teams have advanced to the Sweet 16 in the last six NCAA Tournaments. All 14 SEC members have advanced to the Sweet 16 since 1996.
- The SEC has advanced at least one team to the Elite Eight in eight of the last 12 tournaments.
- The SEC has advanced a team in the Final Four six of the last 12 tournaments.
- Eight different SEC teams (Arkansas, Auburn, Florida, Georgia, Kentucky, LSU, Mississippi State and South Carolina) have appeared in the Final Four.
- Five coaches enter the 2023-24 season within the top-25 in career win percentage among active coaches: John Calipari (7th; 75.9%), Chris Jans (11th; 75.2%), Eric Musselman (14th; 73.0%), Bruce Pearl (20th; 71.3%), and Chris Beard (24th; 70.7%).
- 60 SEC players have been selected in the last six NBA Drafts, leading all conferences.
- Six No. 1 overall NBA Draft picks since 2010.
- 34 SEC players have been selected in the first round of the last six NBA Drafts.
- The SEC was represented on 29 of 30 NBA teams on opening day in 2023-24.
- 89 players from SEC schools were on 2023-24 NBA Opening Day rosters, the most among all conferences.



OLE MISS BASKETBALL 2023-24 ROSTER

 0 BRANDON MURRAY Jr. • G • 6-5 • 210	 1 AUSTIN NUNEZ So. • G • 6-2 • 170	 2 TJ CALDWELL So. • G • 6-4 • 190	 3 JAMARION SHARP Sr. • F • 7-5 • 235	 4 JAEMYN BRAKEFIELD Sr.* • F • 6-8 • 220	 5 JAYLEN MURRAY Jr. • G • 5-11 • 170
 7 ALLEN FLANIGAN Sr. • G • 6-6 • 215	 11 MATTHEW MURRELL Sr.* • G • 6-4 • 200	 13 ROBERT COWHERD Fr. • G • 6-4 • 200	 14 GAVIN MURPHY Fr. • G • 5-11 • 165	 23 CAMERON BARNES Fr. • F • 6-9 • 195	 24 JACOB GAZZO Fr. • F • 6-8 • 215
	 25 RASHAUD MARSHALL Fr. • F • 6-8 • 220	 30 COLE MCGRATH Sr. • G • 6-3 • 175	 33 MOUSSA CISSE Sr. • F • 7-0 • 230	 55 CAM BRENT Fr. • G • 5-5 • 130	
 CHRIS BEARD Head Coach	 WES FLANIGAN Assistant Coach	 AL PINKINS Assistant Coach	 BOB DONEWALD JR. Assistant Coach	 JOHN REILLY Strength and Conditioning Coach	 WIN CASE Special Asst. to the Head Coach
 BRIAN BURG Analyst	 ANTHONY JOHNSON Director of Player Development	 ELLIOTT DE WIT Director of Video Operations	 PARKER EIDSON Director of Basketball Operations	 JOHN RAYBON Athletic Trainer	

2023-24 ROSTER

#	NAME	POS.	HT.	WT.	YR.-EXP.	HOMETOWN / LAST SCHOOL
0	Brandon Murray	G	6-5	210	Jr.-TR	Germantown, Md. / Georgetown
1	Austin Nunez	G	6-2	170	So.-TR	Garden Ridge, Texas / Arizona State
2	TJ Caldwell	G	6-4	190	So.-1L	Dallas, Texas / Faith Family Academy
3	Jamarion Sharp	F	7-5	235	Sr.-TR	Hopkinsville, Ky. /Western Kentucky
4	Jaemyn Brakefield	F	6-8	220	Sr.*-2L	Jackson, Miss. / Duke
5	Jaylen Murray	G	5-11	170	Jr.-TR	Bronx, N.Y. / Saint Peter's
7	Allen Flanigan	G	6-6	215	Sr.-TR	Little Rock, Ark. / Auburn
11	Matthew Murrell	G	6-4	200	Sr.*-3L	Memphis, Tenn. / IMG Academy
13	Robert Cowherd	G	6-4	200	Fr.-RS	Grayson, Ga. / Southern California Academy
14	Gavin Murphy	G	5-11	165	Fr.-HS	Calabasas, Calif. / Calabasas
23	Cameron Barnes	F	6-9	195	Fr.-HS	Duncanville, Texas / Duncanville
24	Jacob Gazzo	F	6-8	215	Fr.-HS	McComb, Miss. / Parklane Academy
25	Rashaud Marshall	F	6-8	220	Fr.-HS	Blytheville, Ark. / Blytheville
30	Cole McGrath	G	6-3	175	Sr.-TR	Corinth, Miss. / Blue Mountain
33	Moussa Cisse	F	7-0	230	Sr.*-TR	Conakry, Guinea / Oklahoma State
55	Cam Brent	G	5-5	130	Fr.-SQ	Jackson, Miss. / Jackson Prep

COACHING STAFF

Chris Beard – Head Coach (Texas, First Season)

Wes Flanigan – Assistant Coach (Auburn, First Season)

Al Pinkins – Assistant Coach (NC State, First Season)

Bob Donewald Jr. - Assistant Coach (Western Michigan, First Season)

Win Case – Special Assistant to the Head Coach (University of Science and Arts of Oklahoma, Sixth Season)

Brian Burg – Analyst (Mount Mercy, First Season)



Front Row (L-R): John Reilly, Bob Donewald Jr., Wes Flanigan, Austin Nunez, Cole McGrath, Jaylen Murray, Matthew Murrell, Chris Beard, Brandon Murray, TJ Caldwell, Cam Brent, Gavin Murphy, Al Pinkins, Brian Burg, Win Case
 Second Row (L-R): Anthony Johnson, John Raybon, Adam Short, Robert Cowherd, Allen Flanigan, Rashaud Marshall, Jamarion Sharp, Moussa Cisse, Jaemyn Brakefield, Jacob Gazzo, Cameron Barnes, Murphy Holloway, Elliott De Wit, Parker Eidson, Tyler Parker

2023-24 SCHEDULE

DAY	DATE	TIME (CT)	OPPONENT	SITE	TV
Monday	Nov. 6	7 p.m.	Alabama State	SJB Pavilion	SECN+
Friday	Nov. 10	7 p.m.	Eastern Washington	SJB Pavilion	SECN+
Tuesday	Nov. 14	7 p.m.	Detroit Mercy	SJB Pavilion	SECN+
Friday	Nov. 17	8 p.m.	Sam Houston State@	Tad Smith Coliseum	N/A
Wednesday	Nov. 22	2:30 p.m.	at Temple	Philadelphia, Penn.	ESPN+
Tuesday	Nov. 28	8 p.m.	NC State^	SJB Pavilion	ESPN2
Saturday	Dec. 2	1 p.m.	Memphis	SJB Pavilion	ESPN2
Tuesday	Dec. 5	7 p.m.	Mount Saint Mary's	SJB Pavilion	SECN+
Sunday	Dec. 10	3 p.m.	at UCF	Orlando, Fla.	ESPN+
Saturday	Dec. 16	6:30 p.m.	vs. California#	San Antonio, Texas	SEC Network
Tuesday	Dec. 19	6 p.m.	Troy	SJB Pavilion	SECN+
Saturday	Dec. 23	1 p.m.	vs. Southern Mississippi	Biloxi, Miss.	N/A
Sunday	Dec. 31	3 p.m.	Bryant	SJB Pavilion	SEC Network
Saturday	Jan. 6	5 p.m.	at Tennessee*	Knoxville, Tenn.	SEC Network
Wednesday	Jan. 10	8 p.m.	Florida*	SJB Pavilion	SEC Network
Saturday	Jan. 13	12 p.m.	Vanderbilt*	SJB Pavilion	SEC Network
Wednesday	Jan. 17	6 p.m.	at LSU*	Baton Rouge, La.	SEC Network
Saturday	Jan. 20	7:30 p.m.	at Auburn*	Auburn, Ala.	SEC Network
Wednesday	Jan. 24	8 p.m.	Arkansas*	SJB Pavilion	ESPN2/ESPNU
Saturday	Jan. 27	7:30 p.m.	at Texas A&M*	College Station, Texas	SEC Network
Tuesday	Jan. 30	7:30 p.m.	Mississippi State*	SJB Pavilion	SEC Network
Saturday	Feb. 3	5 p.m.	Auburn*	SJB Pavilion	SEC Network
Tuesday	Feb. 6	5:30 p.m.	at South Carolina*	Columbia, S.C.	SEC Network
Tuesday	Feb. 13	8 p.m.	at Kentucky*	Lexington, Ky.	ESPN
Saturday	Feb. 17	7:30 p.m.	Missouri*	SJB Pavilion	SEC Network
Wednesday	Feb. 21	8 p.m.	at Mississippi State*	Starkville, Miss.	ESPN/ESPN2
Saturday	Feb. 24	2:30 p.m.	South Carolina*	SJB Pavilion	SEC Network
Wednesday	Feb. 28	8 p.m.	Alabama*	SJB Pavilion	ESPN2
Saturday	March 2	7:30 p.m.	at Missouri*	Columbia, Mo.	SEC Network
Tuesday	March 5	6 p.m.	at Georgia*	Athens, Ga.	SEC Network
Saturday	March 9	1 p.m.	Texas A&M*	SJB Pavilion	CBS
Wed.-Sun.	March 13-17		SEC Tournament	Nashville, Tenn.	

@Throwback Game in the Tad Pad | ^ACC/SEC Challenge | #Hall of Fame Series | *SEC Opponent



HEAD COACH CHRIS BEARD

Chris Beard was named the 23rd head men's basketball coach at Ole Miss by Vice Chancellor for Intercollegiate Athletics Keith Carter on Monday, March 13. A four-time conference coach of the year and 2019 national coach of the year, Chris Beard brings his long run of success to Oxford and the SEC.

"We are excited to welcome Coach Beard and his daughters, Avery, Ella and Margo, to the Ole Miss family," Carter said. "We thoroughly evaluated a number of outstanding candidates, and there is no doubt Coach Beard is one of the top coaches in the nation. After conducting due diligence and speaking to a number of individuals on and off the court, it was evident he is the right person to guide our team to greatness."

"At each stop in his career, Coach Beard has proven to be a program builder and a dynamic leader whose teams exhibit relentless effort. He is a tireless recruiter and develops talent to reach their greatest potential. He has coached at multiple levels of college basketball and has competed for championships at every school. Simply put, Coach Beard is a winner, and Ole Miss Basketball's best years are ahead of us under his leadership."

Beard has led three different programs to the NCAA Tournament since 2016, including an appearance in the 2019 National Championship game and Elite Eight run the year before at Texas Tech. As an NCAA head coach, he owns a 237-98 record for one of the top winning percentages among active coaches in the nation at 70.7 percent. Beard also owns a career mark of 11-5 at the NCAA Tournament, highlighted by a perfect 5-0 record in the opening round. As a collegiate head coach, he owns an overall record of 281-116 across 13 seasons.

"I am honored to be joining the Ole Miss family and excited to get started at this great university," Beard said. "I can't express how grateful I am to Chancellor Boyce, Keith Carter and the rest of the search committee for their belief in me to lead this program. I am really looking forward to being an active part of the Oxford community. I know we have one of the best venues in the country in the SJB Pavilion, and we are going to work tirelessly to build a championship caliber program. I can't wait to connect with our players and recruits and begin this journey together. Hotty Toddy!"

Most recently, Beard was the head coach at his alma mater, the University of Texas, where he compiled a record of 29-13 over two years, including a 22-12 record and a second-round finish in the 2022 NCAA Tournament in his first season. That year, all five of his starters earned all-conference honors, highlighted by their defensive prowess as Texas led the Big 12 and ranked No. 10 nationally in scoring defense (60.6 points allowed per game) and No. 22 in the country in turnover margin (+3.4).

Prior to his tenure at Texas, Beard spent five seasons at Texas Tech, where he took a program with losing seasons in five of six years before his arrival and turned them into a national powerhouse. Compiling a record of 112-55 (.671) in five seasons, he took the program to new heights, with an Elite Eight appearance in just his second season before guiding the Red Raiders to the national title game in his third year. With no postseason in his fourth year due to COVID-19, he closed out his career at Texas Tech with 18 wins and an appearance in the second round of the NCAA Tournament.

Before his time at the helm in the Big 12, Beard was the head coach for one season at Little Rock, where he went 30-5, won the Sun Belt Conference title, and reached the second round of the NCAA Tournament. He previously spent two years as the head coach at Angelo State from 2013-2015, and one season as the head coach of McMurry.

Beard has coached three NBA draft picks since 2018, including first round pick Zhaire Smith by the Phoenix Suns at No. 16 in 2018, and lottery pick Jarrett Culver at No. 6 by the Suns in 2019.

On the recruiting trail, Beard has ranked among the very best in the country, earning top-10 class rankings in 2022, 2020, and 2018. His most recent class of 2022 at Texas was ranked No. 6 in the nation by 247Sports and No. 8 by Rivals, with his final class at Texas Tech in 2020 earning similar praise at No. 7 by Rivals and No. 11 by 247Sports. Prior to his national runner-up season at Texas Tech in 2018-19, his recruiting class was ranked No. 8 by Rivals.

He spent 10 seasons on staff at Texas Tech after he was hired as an assistant coach in 2001 under hall-of-fame coach Bob Knight, and spent three years as associate head coach from 2008 to 2011. Beard was the head coach at Seminole State college in 2000-01, going 25-6. He spent the previous season as the head coach of Fort Scott Community College, and was on staff as an assistant prior at North Texas for two seasons (1997-99) and Abilene Christian for one (1996-97).

Beard graduated with a Bachelor of Science degree in kinesiology from Texas in 1995, where he also worked as a student assistant under head coach Tom Penders. He went on to receive his master's degree in education from Abilene Christian University in 1998 after spending one year before that as a graduate assistant at Incarnate Word.

Beard has three daughters, Avery, Ella, and Margo.

CAREER RECORD AS HEAD COACH (NCAA ALL DIVISIONS):

237-98 (.707 pct. / 12 seasons)

CAREER RECORD AS HEAD COACH (NCAA DIVISION I):

171-73 (.701 pct. / 9 seasons)

CAREER RECORD AS COLLEGIATE HEAD COACH (ALL NCAA DIVISIONS, NJCAA):

281-116 (.708 pct. / 14 seasons)

**COACHING HONORS**

- 2015 Lone Star Conference Coach of the Year
- 2016 Sun Belt Conference Coach of the Year
- 2016 Sun Belt Conference Champion (regular season and tournament)
- 2018 Big 12 Coach of the Year
- 2019 AP National Coach of the Year
- 2019 Big 12 Coach of the Year
- 2019 Big 12 Regular Season Co-Champion
- 2019 NCAA Tournament Runner-Up

COACHING CAREER

Season	School	Position	Record/Postseason
1995-96	Incarnate Word	Graduate Assistant	20-9
1996-97	Abilene Christian	Assistant Coach	15-12
1997-98	North Texas	Assistant Coach	5-21
1998-99	North Texas	Assistant Coach	4-12
1999-2000	Fort Scott CC	Head Coach	19-12/NJCAA Regional
2000-01	Seminole State College	Head Coach	25-6
2001-02	Texas Tech	Assistant Coach	23-9/NCAA Round of 64
2002-03	Texas Tech	Assistant Coach	22-13/NIT Third Place
2003-04	Texas Tech	Assistant Coach	23-11/NCAA Round of 32
2004-05	Texas Tech	Assistant Coach	22-11/NCAA Sweet 16
2005-06	Texas Tech	Assistant Coach	15-17
2006-07	Texas Tech	Assistant Coach	21-13/NCAA Round of 64
2007-08	Texas Tech	Assistant Coach	16-15
2008-09	Texas Tech	Associate Head Coach	14-19
2009-10	Texas Tech	Associate Head Coach	19-16/NIT Quarterfinals
2010-11	Texas Tech	Associate Head Coach	13-19
2011-12	S.C. Warriors (ABA)	Head Coach	29-2
2012-13	McMurry	Head Coach	19-10/NCAA Central Regional
2013-14	Angelo State	Head Coach	19-9
2014-15	Angelo State	Head Coach	28-6/NCAA DII Sweet 16
2015-16	Little Rock	Head Coach	30-5/NCAA Round of 32
2016-17	Texas Tech	Head Coach	18-14
2017-18	Texas Tech	Head Coach	27-10/NCAA Elite Eight
2018-19	Texas Tech	Head Coach	31-7/NCAA Runner-Up
2019-20	Texas Tech	Head Coach	18-13/no postseason(COVID)
2020-21	Texas Tech	Head Coach	18-11/NCAA Round of 32
2021-22	Texas	Head Coach	22-12/NCAA Round of 32
2022-23	Texas	Head Coach	7-1
2023-24	Ole Miss	Head Coach	0-0

EDUCATION: Bachelor's (1995) - University of Texas**FASTBREAK FACTS ON CHRIS BEARD**

- Named the 23rd head men's basketball coach at Ole Miss on March 13
- Has led three different programs to the NCAA Tournament since 2016
- 2019 AP National Coach of the Year
- Guided Texas Tech to the 2019 National Championship Game
- Owns a 70.7% win-percentage as a head coach in the NCAA
- Has an all-time record of 11-5 at the NCAA Tournament, including a 5-0 record in opening round games
- A four-time conference coach of the year award winner
- 2018-19 Big 12 Regular Season Co-Champions
- Top-10 nationally ranked recruiting classes in 2022 (No. 8, Texas), 2020 (No. 7, Texas Tech), and 2018 (No. 8, Texas Tech), according to Rivals.com
- 2015-16 Sun Belt Regular Season and Tournament Champions at Little Rock
- Upset No. 5 seed Purdue in first round of the 2016 NCAA Tournament in double overtime with Little Rock
- Spent seven seasons as an assistant under Hall of Fame coach Bob Knight at Texas Tech
- Has three daughters: Avery, Ella, and Margo

*Coach Beard's full bio can be found on OleMissSports.com



Wes FLANIGAN

Assistant Coach • 1st Season

Auburn (1997)



Assistant Coach Wes Flanigan joined the Ole Miss staff in April of 2023 and is set to begin his first year under head coach Chris Beard during the 2023-24 season. He comes to Oxford after a five-year stint as an assistant coach at Auburn under Bruce Pearl. As the forwards coach at Auburn, Flanigan helped develop NBA draft selections in Chuma Okeke, JT Thor, Jabari Smith, and Walker Kessler.

He was also key in guiding his son, Allen, to become the most improved scorer in the SEC in 2021-22 after raising his output by 11.1 from 3.2 ppg as a freshman to 14.3 ppg as a sophomore. Allen was one of three players in the conference to average 14.0 points, 5.0 rebounds and 2.5 assists per game, joining Tre Mann (Florida) and Trendon Watford (LSU).

In 2019-20, despite having the postseason canceled, Auburn went 25-6 and finished second in the SEC. Auburn became one of four major programs to record three consecutive 25-win seasons, joining Duke, Kansas and Kentucky.

Flanigan and the staff signed a consensus top-10 recruiting class in 2020, highlighted by the highest-rated recruit in program history in

five-star Sharife Cooper, the third McDonald's All-American to enroll at Auburn.

In Flanigan's first year with the Tigers, Auburn went to new heights as a program after reaching the program's first Final Four. The Tigers defeated Kansas, Kentucky and North Carolina on the historic run, becoming the first team ever to defeat the three winningest programs in NCAA history in consecutive games at the NCAA Tournament. Auburn also won its second SEC Tournament title in program history, and notched a top-10 recruiting class in November, highlighted by five four-star players.

Prior to his time at Auburn, Flanigan was the head coach at the University of Arkansas Little Rock for two seasons, taking the job after being elevated from assistant when Chris Beard left for Texas Tech.

While with the Trojans for seven seasons from 2004-08 and 2015-18, Flanigan helped Little Rock achieve new single-season program records for wins, Sun Belt Conference victories and road wins. He helped the Trojans win their first-ever outright Sun Belt title during the 2015-16 campaign and knocked off No. 5 seed Purdue in the NCAA Tournament on Chris

COACHING CAREER

Year	School	Position
2023-Pres.	Ole Miss	Assistant Coach
2018-23	Auburn	Assistant Coach
2016-18	Little Rock	Head Coach
2015-16	Little Rock	Assoc. Coach/Asst. Coach
2012-15	Mississippi State	Assistant Coach
2010-12	Nebraska	Assistant Coach
2008-10	UAB	Assistant Coach
2004-08	Little Rock	Assistant Coach
1999-2004	NW Mississippi CC	Assistant Coach

Beard's staff. The Trojans won 18 or more games twice during Flanigan's first run in Little Rock. In the 2007-08 season, the Trojans won 20 games while he served as the associate head coach and recruiting coordinator.

After his first stint at Little Rock, Flanigan was an assistant at UAB from 2008-10 where the Blazers won 47 games and matched a program record for wins a season with 25 set in the 2009-10 campaign.

Flanigan then went on to serve in the same capacity at Nebraska for two seasons (2010-12) before joining Mississippi State from 2012-15. He got his first start in coaching at Northwest Mississippi Community College where he was an assistant coach from 1999-2004.

The 1992-93 Gatorade High School Player of the Year, Flanigan enrolled at Auburn and was a four-year starter for the Tigers. He graduated with a degree in health promotion and was the recipient of the Cliff Hare Award, presented annually to the university's top student-athlete. He is the 22nd-leading scorer in program history with 1,228 points, and finished his career second in the Auburn record books with 573 assists. He is also fourth in career free throws with 338 makes from the charity stripe.

The Little Rock, Ark. native was the Southeastern Conference individual assist champion in 1996 when he dished out 214 dimes for an average of 6.7 per game. Flanigan was named All-SEC as a junior in 1996 and was a member of the All-SEC Freshman Team in 1994.

He and his wife, Katrina, have three sons: Michael Lewis, Allen, and Collin.



AI PINKINS

Assistant Coach • 1st Season

NC State (1998)



AI Pinkins returned to Ole Miss, this time under Chris Beard, in March 2023. He brings 20 years of coaching experience with nine years in the SEC and stops at Texas Tech, Florida, LSU, Tennessee, Ole Miss, and Middle Tennessee State University.

During the 2022-23 season, Pinkins was a member of the coaching staff at Texas Tech University for a second time in his coaching career. He was involved in all aspects of the Tech program which included opponent scouting and on-court coaching. Texas Tech had three players earn All-Big 12 honors.

Prior to his second stint in Lubbock, Pinkins was the associate head coach at the University of Florida under Mike White. He helped the Gators earn NCAA Tournament berths in 2019 and 2021. Pinkins focused on Florida's frontcourt and helped coach all-SEC players Kerry Blackshear Jr., Colin Castleton, Keyontae Johnson, Trey Mann, Scottie Lewis and Andrew Nembhard. Pinkins also served as the interim head coach for Florida during the 2022 NIT. Pinkins secured his first win as a head coach against Rick Pitino when Florida defeated Iona in the first round of the NIT.

In his first stop at Texas Tech, Pinkins joined Beard during his first two seasons with the Red Raiders. Beard and Pinkins led Texas Tech to 18 victories in year one, before taking the program to new heights with 27 victories and the school's first ever Elite Eight appearance at the NCAA Tournament in the 2017-18 season. Pinkins helped coach Keenan Evans and Zach Smith who garnered preseason All-Big 12 honors in 2017-18. Keenan Evans earned all-American and all-Big 12 first team honors following the season. Pinkins focused on the frontcourt players development and also helped coach Jarrett Culver and Zhaire Smith, who both became NBA first-round draft picks.

Coach Pinkins spent the 2015-16 season at LSU under Johnny Jones where Pinkins worked

with future NBA players Antonio Blakeney, Tim Quaterman and the NBA's top overall pick in the 2016 draft, Ben Simmons.

In just one season with the Tennessee Volunteers during 2014-15, under head coach Donnie Tyndall, Coach Pinkins molded an undersized frontcourt that featured three true freshmen and no players exceeding 215 pounds. They boasted a positive rebounding margin, ranked second in the SEC in rebounding defense, and fourth in offensive rebounding. There, he coached Josh Richardson who was drafted by the NBA in 2015. Pinkins also served as the Vols Interim Head Coach for a brief period after the 2014-2015 season.

At Ole Miss from 2011-2014 under Andy Kennedy, Pinkins helped the Rebels go 66-37 in his three seasons, including the 2013 SEC Tournament Championship and upset over No. 5 seed Wisconsin in the opening round of the NCAA Tournament. He helped coach Marshall Henderson (then SEC-record 138 threes made in 2012-13), Reginald Buckner (Ole Miss' all-time leading shot blocker), and Murphy Holloway (Ole Miss' all-time leading rebounder). Holloway was an all-SEC first-team selection in 2013, and Buckner earned SEC All-Defensive Team recognition that same year, as Ole Miss tied a school record with 27 wins. In Pinkins' first season with the Rebels in 2011-12, he



COACHING CAREER

Year	School	Position
2023-Pres.	Ole Miss	Assistant Coach
2022-23	Texas Tech	Assistant Coach
2018-22	Florida	Associate Head Coach
2016-18	Texas Tech	Assistant Coach
2015-16	LSU	Assistant Coach
2014-15	Tennessee	Asst. Coach/Recruiting Coordinator
2011-14	Ole Miss	Asst. Coach/Recruiting Coordinator
2003-11	Middle Tennessee	Assistant Coach

helped lead Ole Miss to 20 wins and an NIT bid. His work with the post players saw Terrance Henry earn all-SEC status for the first time in his career, Holloway named all-SEC honorable mention and Buckner named to the SEC All-Defensive Team.

Pinkins began his collegiate coaching career at Middle Tennessee State in 2003, where he spent eight seasons under Kermit Davis. Pinkins was intimately involved in all aspects of the Blue Raiders program, and helped lead them to a 2010 SunBelt East Division Championship.

Before taking to the sidelines as a coach, Pinkins played college basketball at Chipola Junior College and North Carolina State University.

After college Pinkins went on to play professionally in Zaragoza, Spain; Raleigh, NC; Minot, ND; Doha, Qatar and Shenyang, China.

Pinkins earned his bachelor's degree in sociology from NC State in 1998. He and his wife, Kara, have three sons: Patton, Pryce, and Penn.

Bob DONEWALD JR.

Assistant Coach • 1st Season

Western Michigan (1993)



Bob Donewald Jr. joined Chris Beard's staff at Ole Miss in the spring of 2023, bringing a wealth of collegiate and professional experience. He has previously been on staff under Beard at Texas and Texas Tech.

Donewald spent two seasons at Texas, as assistant coach in 2022-23 and special assistant to the head coach in 2021-22. He helped the Longhorns win 51 games during his two years, including a 22-14 record in the Big 12. Texas won the 2023 Big 12 Tournament before picking up three wins in the NCAA Tournament to reach the Elite Eight, after picking up the program's first postseason win at the 2022 National Tournament the year prior. On the recruiting trail, he helped the Texas staff ink a four-man freshman group that was ranked as the No. 5 recruiting class in the country by Rivals and 247 Sports.

During the 2020-21 season at Texas Tech, Donewald was an assistant coach who helped the Red Raiders post an 18-11 mark (9-8 Big 12) and advance to the NCAA Tournament Round of 32. Texas Tech earned a 65-53 win over Utah State in the NCAA First Round before falling to Arkansas, 68-66. The Red Raiders were ranked in The AP Top 25 throughout the entire season for the first time in program history, reaching as high as No. 7 in February and sitting at No. 21 in the final poll.

In his first year in Lubbock (2019-20), Donewald served as the Director of Player Development. Texas Tech posted an 18-13 record and tied for third in the Big 12 with a 9-9 league mark. The Red Raiders defeated No. 1 Louisville 70-57 at the Jimmy V Classic at Madison Square Garden and registered an 88-42 home win against TCU, marking the largest margin of victory (46 points) in Big 12 play in program history. Jahmi'us Ramsey (second team) and Davide Moretti (honorable mention) earned All-Big 12 honors, while Ramsey and Shannon claimed spots on the Big 12 All-Freshman team. Following the season, Ramsey was selected No. 43 overall in the 2020 NBA Draft by the Sacramento Kings.

Prior to his time in Lubbock, Donewald spent the 2018-19 season as the head coach of the PBC Lokomotiv Kuban in the VTB United League in Russia. He was the head coach for the Jilin Northeast Tigers in the Chinese Basketball Association during

the 2016-17 season.

Donewald served as the head coach of the Iowa Energy as part of the Memphis Grizzlies organization in the NBA D League for two seasons (2014-15 and 2015-16). The Energy (now known as the Iowa Wolves) registered a 52-48 mark in his two years, and Donewald's emphasis on player development led to call-ups to the NBA for Hassan Whiteside, Willie Reed, Kalin Lucas, Patrick Christopher, Tyrus Thomas, James Ennis III and Alex Stephenson.

Donewald was the head coach of Dnipro Dnepropetrovsk for one season (2008-09), when he coached Patrick Beverley and led the team to the Ukrainian UBL Cup semifinals. He then took over the head coaching position with the Shanghai Sharks in China for two years (2009-11) under the ownership of Yao Ming. Donewald guided the Sharks to the Chinese Basketball Association's Final Four of the 2010 playoffs after inheriting a team that finished in last place the year prior to his hiring. He then served as head coach for the Xinjiang Flying Tigers in the CBA during the 2011 season.

During his time in China, Donewald also worked as the head coach of the Chinese National Team from 2010-12, leading the team at the 2010 World Championships, the 2010 Asian Games and the 2012 London Olympics. Under his guidance, the Chinese National Team captured the gold medal at the 2010 and 2011 Asian Games and he was named the Asian Games' Best Coach in 2010 and the 2011 Asian Championships' Best Coach. The squad posted a 36-0 record in Asia during his time as head coach.

Donewald spent one year as an assistant coach at UAB (2007-08), helping the Blazers post a 23-11 mark and advance to the NIT Second Round. While in Birmingham, Donewald developed a pair of players who went on to be selected in the NBA Draft in Walter Sharpe (No. 32 overall by Seattle in 2008) and Robert Vaden (No. 54 overall by Charlotte in 2009). He also was the head coach for Objetivo Sao Carlos in Brazil from 2005-07.

Donewald spent three years (2001-04) as an assistant coach in the NBA in Charlotte (2001-02), New Orleans (2002-03) and Cleveland (2003-04). During his time in the NBA, he worked with LeBron

COACHING CAREER

Year	School	Position
2023-Pres.	Ole Miss	Assistant Coach
2021-23	Texas	Special Asst. to HC/Asst. Coach
2020-21	Texas Tech	Special Assistant
2019	Lokomotiv Kuban (Russia)	Head Coach
2016-17	Jilin Northeast Tigers (China)	Head Coach
2014-16	Iowa Energy (NBA D League)	Head Coach
2011	Xinjiang Flying Tigers (China)	Head Coach
2010-12	Chinese National Team	Head Coach
2009-11	Shanghai Sharks (China)	Head Coach
2008-09	Dnipro Dnepropetrovsk (Ukraine)	Head Coach
2007-08	UAB	Assistant Coach
2006-07	Ukrainian National Team	Head Coach
2005-07	Objetivo Sao Carlos (Brazil)	Head Coach
2003-04	Cleveland Cavaliers	Assistant Coach
2002-03	New Orleans Hornets	Assistant Coach
2001-02	Charlotte Hornets	Assistant Coach
1999-2001	Greater London Leopards (UK)	Head Coach
1998-99	Derby Storm (UK)	Head Coach
1996-98	Leicester Riders (UK)	Head Coach
1994-96	Morehead State	Assistant Coach

James, Jamal Mashburn, Baron Davis, and Carlos Boozer.

Prior to his time in the NBA, Donewald spent five years as a head coach and general manager in the British Basketball League (BBL), leading his teams to the finals of the championship series three times. He served as head coach and general manager of the Leicester Riders for two seasons (1996-97 and 1997-98), guiding the Riders to the finals of the National Cup in his second year. Donewald was the head coach of the Derby Storm for one season (1998-99), leading the team to the finals of the uni-ball Trophy. He then served as head coach of the Greater London Leopards for two years (1999-2000 and 2000-01), helping the Leopards to a 24-10 mark and the finals of the National Cup in 2000-01.

Donewald began his coaching career as a student assistant for four years (1989-93) under his father, Bob Donewald Sr., at Western Michigan University. He served an internship with the New Jersey Nets and was an assistant to the general manager, Willis Reed. Donewald spent two years (1994-96) as an assistant coach at Morehead State University.

Born in South Bend, Ind., Donewald graduated from Western Michigan University in 1993 with a bachelor's degree in English. He and his wife, Marta, have two sons, Jake and Luke.

Win CASE

Special Assistant to the Head Coach • 6th Season
University of Science and Arts of Oklahoma (1986)



Win Case was named the special assistant to the head coach for men's basketball during the spring of 2023. He previously spent five seasons as an assistant coach at Ole Miss, and spent five games at the conclusion of the 2022-23 season as the acting head coach.

In his first game at the helm of the Ole Miss program, Case guided the Rebels to an 82-69 win over LSU, before picking up a first-round victory over South Carolina 67-61 in the 2023 SEC Tournament.

In five seasons at Ole Miss, Case has been instrumental in the Rebels' recruiting success. Case served as the primary recruiter of Matthew Murrell and Daeshun Ruffin, the top two highest ranked recruits in program history. As part of the 2021 class, Ruffin became the first McDonald's All-American to sign with the Rebels out of high school. During the staff's first full recruiting cycle (2019), Case helped assemble a top-20 class, one of the best in Ole Miss history.

Case helped create a different culture of Ole Miss Basketball immediately. That shift proved successful as the Rebels earned a trip to the NCAA Tournament in Case's first season in Oxford. Ole Miss posted a 20-13 overall record to go along with a 10-8 mark to place sixth in the SEC, well ahead of the media's last-place prediction. Case guided All-SEC guards Breein Tyree (first team) and Terence Davis (second team), the highest scoring duo in conference games at 19.1 ppg and 15.5 ppg, respectively. Throughout the season, Ole Miss knocked down free throws at a 78.3 percent clip to rank fourth in the nation and set a school record.

Prior to his arrival in Oxford, Case spent 10 seasons on Davis' staff at Middle Tennessee, helping the Blue Raiders capture seven conference titles and make three NCAA

Tournament appearances. Middle Tennessee won 232 games during Case's decade in Murfreesboro, including six seasons with at least 24 victories.

Case was highly successful at each of his previous collegiate stops with a proven track record as both an assistant and head coach, having been part of national championship teams in each capacity. His career win-loss record as a head coach is an astounding 392-169. In 2012, Case was one of 15 coaches named to the NAIA 75th Anniversary Team, joining the likes of John Wooden and other legendary coaches.

The highly successful coach was the head men's basketball coach at Redlands College for one season, following a two-year stint at Eastern Oklahoma State College, where he served as head men's basketball coach and athletics director. Case was head coach at Oklahoma City University for 13 years, posting a 343-127 record and winning the NAIA National Championship in 1994 and again in 1996. Before being head coach at Oklahoma City, Case served as an assistant there for two years and was part of two NAIA national championships (1991, 1992). The 1992 squad was 38-0.

COACHING CAREER

Year	School	Position
2018-Pres.	Ole Miss	Special Asst. to HC/Asst. Coach
2009-18	Middle Tennessee	Assistant Coach
2008	Redlands College	Head Coach/AD
2006-07	Eastern Oklahoma St.	Head Coach/AD
1994-2005	Oklahoma City University	Head Coach
1992-93	Oklahoma City University	Assistant Coach
1989-90	Eastern Oklahoma St.	Assistant Coach
1988	Oklahoma Baptist	Assistant Coach

Case began his coaching career as an assistant at Oklahoma Baptist in 1987. He spent two seasons as an assistant at Eastern Oklahoma before joining the staff at Oklahoma City University. He earned his bachelor's degree from the University of Science and Arts of Oklahoma in 1986.

Case played two seasons at Seminole Junior College and led the team to a runner-up finish in the NJCAA national championship game. Following two years of junior college, Case played two years at Oklahoma State, where he averaged 10.7 points as a senior. Case and current Kansas head coach Bill Self were teammates at Oklahoma State, and his son, Jeremy, was a member of Kansas' national championship team in 2008 and is currently the video coordinator for the Jayhawks.

Case has four children — Jeremy, Tiffany, Pierce and Julian. He is married to the former Ronda Crowe.



Brian BURG

Analyst • 1st Season

Mount Mercy (2003)



Brian Burg joined the Ole Miss men's basketball staff in March of 2023, his third stint with Chris Beard after joining him at both Little Rock and Texas Tech.

Prior to joining the Rebels, Burg spent three seasons as the head coach at Georgia Southern, where he won 42 games at the helm.

Defense was the Eagles' calling card during Burg's tenure. Georgia Southern allowed 65.6 points a game in 2021-22, the eighth-best scoring defense in school history, and Eagle opponents shot 41 percent from the field, which ranked third in the Sun Belt and was the second-best field goal percentage defense in a season at Georgia Southern.

Named a finalist for the Joe B. Hall Award, presented annually to the top first-year coach in Division I college basketball, Burg led the Eagles to a fourth-place ranking in the Sun Belt in scoring defense, first in turnovers forced, and third in steals. Georgia Southern returned just five lettermen (two scholarship) to the 2020-21 roster, which was tied for the fourth least in the country, and the Eagles' nine newcomers were tied for the fourth-most in the country.

Prior to his time at Georgia Southern, Burg spent four successful seasons on Chris Beard's staff at Texas Tech. The Red Raiders went 94-44 with two deep runs in the NCAA Tournament, including an appearance in the 2019 national title game. Burg served as an assistant coach the last two seasons after serving as the program's Chief of Staff in 2016-17 and 2017-18, where he was involved in all facets of the program.

Burg, who is described as one of the nation's top recruiters by his peers, brings a wealth of experience as an assistant coach at the Division I level with stops at Campbell, North Carolina Central and at Little Rock under Beard in 2015-16. During that stretch, Burg helped lead programs that compiled a 176-60 record, highlighted by four NCAA Tournament trips and an NIT appearance. The teams also posted an 88-36 conference mark, including Texas Tech's first Big 12 regular-season

title as well as two MEAC and one Sun Belt regular-season championship.

In his first year as an on-court assistant coach for Texas Tech, the Red Raiders recorded the program's winningest season in school history by going 31-7 in 2018-19. Tech advanced to the program's first Final Four after earning wins over Northern Kentucky, Buffalo, Michigan and Gonzaga before advancing to the national championship game with a 61-51 win over Michigan State in the semifinal in Minneapolis, Minn. Before the tournament run, the Red Raiders won the program's first regular-season Big 12 title by going 14-4 in conference play.

Burg also served as an assistant coach on Beard's Little Rock staff in 2015-16. The Trojans began their Sun Belt championship season with a program-best 10-0 record, completed a 30-5 campaign, and overcame a 14-point deficit in the final five minutes during its NCAA Tournament First Round contest en route to an 85-83 double-overtime victory against No. 12-ranked and fifth-seeded Purdue.

The Trojans' 15-game improvement in the win column tied for the NCAA's top spot and Little Rock had three players pick up All-Sun Belt honors during the same season for the first time in program history, led by Josh Hagins on the All-Sun Belt First Team and the NABC's All-District 24 First Team. Burg was named one of the nation's Top 5 Mid-Major Recruiters by CBSsports.com.

Before Little Rock, Burg spent two seasons at North Carolina Central as an assistant coach. The Eagles turned in an impressive 53-14 record, won 31 of their 32 Mid-Eastern Athletic Conference (MEAC) games and secured berths to the 2014 NCAA Tournament and 2015 NIT. NCCU's 28 victories in 2013-14 were a single-season MEAC record, and its .824 winning percentage was the highest by a MEAC school since the 1987-88 season.

Overall, Burg assisted in the recruitment of, and coached, seven All-MEAC selections during his tenure. Jeremy Ingram came away with 2014 All-MEAC First-Team honors, the 2014 MEAC Player of the Year and the 2014 MEAC Tournament Most

COACHING CAREER

Year	School	Position
2023-Pres.	Ole Miss	Analyst
2020-23	Georgia Southern	Head Coach
2016-20	Texas Tech	Asst. Coach/Chief of Staff
2015-16	Little Rock	Assistant Coach
2013-15	North Carolina Central	Assistant Coach
2009-13	Campbell	Assistant Coach
2007-09	Middle Tennessee	Dir. of Basketball Ops.
2006-07	Western Texas	Assistant Coach
2005-06	Garden City CC	Assistant Coach

Outstanding Performer. Burg was ranked the MEAC's top assistant coach by NextUpRecruits.com in 2014-15.

Burg's first opportunity as an assistant coach at the Division I level came at Campbell University where he organized the program's recruiting efforts and assisted in all phases of the program. The Camels won the 2010 Atlantic Sun Conference regular season title and set program records for regular season (19) and conference (14) wins. Campbell ranked second in the country in steals per game and eighth in turnover margin.

Burg served as lead recruiter on All-Big South performer Eric Griffin, who spent time with the Detroit Pistons during the 2015-16 NBA season and was Campbell's first-ever NBA player. Griffin also enjoyed stints with the Los Angeles Lakers, Miami Heat, Dallas Mavericks and Los Angeles Clippers summer league teams. Darren White became the first player to represent the Camels in the NBA Development League, and Trey Freeman garnered 2012 Big South Freshman of the Year accolades. In total, Burg has had 37 players go on to play professional basketball.

Burg joined the Campbell program after two seasons as the Director of Basketball Operations under Kermit Davis at Middle Tennessee State. He began his coaching career at Lake Erie College as a graduate assistant from 2003-05, followed by one-year assistant coaching stops at Garden City Community College (2005-06) and Western Texas College (2006-07).

A native of Houston, Texas, Burg earned his bachelor's degree from Mount Mercy in 2003 and a master's degree from Lake Erie in 2005. He is married to the former Resea Musgrove and has a stepson, Dane.

John REILLY

Strength and Conditioning Coach • 1st Season

BYU (2011)



John Reilly was hired as the Ole Miss strength and conditioning coach in April of 2023. This is his third school and eighth season on Chris Beard's staff, after working with Beard Texas and Texas Tech, and brings well over a decade of collegiate coaching experience to the Rebels.

As a head basketball strength coach at four different universities, Reilly has won conference championships and made it to the NCAA tournament at each stop. He has assisted in the development of two NCAA All-Americans, two NBA first round draft picks, and eight total NBA players.

During his two seasons at Texas from 2021-23, he helped the Longhorns win 51 total games, including four victories at the NCAA Tournament. Most recently, he helped Texas secure the 2023 Big 12 Tournament title and a No. 2 seed at the NCAA Tournament. The Longhorns went on to reach the Elite Eight after victories over Colgate, Penn State, and Xavier.

In his first year in Austin, Texas earned an 81-73 win over Virginia Tech in the NCAA Tournament Round of 64, marking the school's first NCAA tournament win since 2014. The Longhorns led the Big 12 and finished No. 10 in scoring defense (60.6 ppg), ranked second in the league and No. 22 nationally in turnover margin (+3.4) and second in the league in turnovers per game (11.5), showcasing a culture of defense and ball security.

During Reilly's five years (2016-21) with Beard at Texas Tech, the Red Raiders posted five straight winning seasons and an overall record of 112-55, including an impressive 9-3 mark at the NCAA Tournament. Texas Tech advanced to the Elite Eight for the first time in program history in 2018 and returned the following season with a trip to the 2019 National Championship Game. After the 2020 tournament was canceled due to COVID-19, the Red Raiders advanced to the 2021 NCAA Tournament Second Round.

Texas Tech registered a 74-13 mark in home games at the United Supermarkets Arena in this five-year

stretch, including a 33-12 record in Big 12 contests. Texas Tech produced a total of two all-Americans, 13 All-Big 12 selections, and 21 Academic All-Big 12 honorees during Reilly's five years on staff.

Three Texas Tech players were selected in the NBA Draft under Reilly's watch. Zhaire Smith became the second NBA Draft first-round pick in program history, when he was selected No. 16 overall by the Phoenix Suns. Jarrett Culver was the No. 6 overall pick in the 2019 Draft by the Minnesota Timberwolves, and Jahmi'us Ramsey was selected No. 43 overall in the 2020 Draft by the Sacramento Kings.

Before his time in Lubbock, Reilly worked on the strength and conditioning staff for four years (2012-16) at North Carolina Central University in Durham, N.C. In his first season at North Carolina Central, he supervised the entire Olympic sports program. Reilly then served as the department's head of strength and conditioning for three years (2013-16). He helped the NCCU men's basketball team win the program's first Division I regular-season conference title and conference tournament title while advancing to the school's first NCAA Tournament during the 2013-14 season. NCCU also earned back-to-back MEAC Football championships and claimed FCS playoff berths in 2014 and 2015.

COACHING CAREER

Year	School	Position
2023-Pres.	Ole Miss	Strength & Conditioning Coach
2021-23	Texas	Strength & Conditioning Coach
2016-21	Texas Tech	Strength & Conditioning Coach
2013-16	North Carolina Central	Head Str. & Cond. Coach
2012-13	North Carolina Central	Head Str. Coach, Olympic Sports
2011-12	Texas	Strength & Conditioning Coach (FB)
2011	Michigan	Volunteer Asst. Str. Coach
2011	BYU	Volunteer Asst. Str. Coach

Reilly spent one year (2011-12) on the Football strength and conditioning staff at The University of Texas, working under both Jeff Madden and Bennie Wylie. He began his coaching career as a volunteer assistant strength coach at his alma mater, Brigham Young University, and the University of Michigan in 2011 prior to joining the Texas staff.

Reilly was a track and field multi-event athlete at BYU, helping the Cougars win the 2010 Mountain West Conference Indoor Track & Field title in his junior season. He earned his Bachelor of Science degree in exercise science from BYU in 2011. Prior to attending BYU, Reilly served a two-year mission in Rio de Janeiro, Brazil where he learned to read and speak fluent Portuguese.

A native of Killeen, Texas, Reilly is a certified collegiate strength coach from the Collegiate Strength and Conditioning Coaches Association. He is certified in Applied Functional Science (AFS).

Reilly and his wife, Jessica, have three children, Preslyn, Sienna and John.



MEN'S BASKETBALL SUPPORT STAFF



Anthony Johnson
Director of Player Development



Elliott De Wit
Director of Video Operations




Parker Eidson
Director of Basketball Operations



Drew Clinton
Assoc. A.D. for Academic Support



John Raybon
Athletic Trainer



Mike Swartz
Asst. Director of Communications



Kara Hobson
Administrative Assistant



Jordyn Kleve
Sports Dietitian



Murphy Holloway
Graduate Assistant



Tyler Parker
Graduate Assistant



Adam Short
Graduate Assistant

4 Jaemyn BRAKEFIELD

Jackson, Miss. • Huntington Prep • Duke
Senior* • Forward • 6-8 • 220



BIO

JUNIOR (2022-23)

Appeared in all 33 games for Ole Miss, starting in 31 of them ... Played 28.9 minutes per game ... Second on the team with 11.1 points per game ... Averaged 5.7 rebounds and 1.7 assists ... Scored in double figures 18 times ... Was perfect from three-point range in four games, making two or more in each ... On December 28 against No. 7 Tennessee, became just the eighth player in program history to shoot 100 percent from three in a game with a minimum of four attempts ... At Vanderbilt on February 4, recorded the first double-double of his career with 15 points and 12 rebounds ... Scored a career-high 24 points in Ole Miss' win at Georgia on February 7 ... Collected a career-best four steals against South Carolina on February 11 ... On February 25 against LSU, posted the second double-double of his career with 23 points and 10 boards to help the Rebels win 82-69 ... Dished out a career-high six assists against No. 24 Texas A&M on February 28 ... Helped the Rebels win their SEC Tournament opener against South Carolina with 16 points and seven rebounds ... Named to the 2023 SEC Men's Basketball Community Service Team.

SOPHOMORE (2021-22)

Appeared in all 32 games for the Rebels on the year, making 25 starts during his sophomore campaign while averaging 25.5 minutes per game in his first season at Ole Miss ... Averaged 7.7 points and 4.2 rebounds on the year while also tallying 24 assists and 22 steals for the Rebels ... Shot 47.1 percent from the field during the season, going 90-of-191 while also shooting 31-of-83 from behind the arc (37.3 percent) ... Saw nine double-digit scoring performances on the year, including earning a career-high total of 19 points at Georgia while connecting on a new personal-best of seven field goals from the floor and tying his career-best mark of four made three-pointers ... Earned three steals in back-to-back games for the Rebels against the likes of Dayton and Samford, tying his career-high mark of steals in a single game ... Made his Rebel debut against New Orleans (Nov. 9, 2021) where he logged 10 points on 4-of-7 shooting alongside three rebounds and two assists ... Named to the SEC First-Year Academic Honor Roll.

AT DUKE

Spent one season at Duke, playing in 22 games, before returning to his home state.

FRESHMAN (2020-21)

Played in 22 of Duke's 24 games, averaging 3.5 ppg and 2.5 rpg ... Shot 40.8 percent (31 of 76) from the floor, 31.4 percent (11 of 35) from beyond the arc and 41.7 percent (5 of 12) from the free throw line ... Tallied 11 points and four rebounds off the bench against No. 8 Michigan State in the Champions Classic (Dec. 2) ... Versus Bellarmine (Dec. 4), became the first freshman in Cameron Indoor Stadium history to go a perfect 4 for 4 from beyond the arc and only the third Duke freshman to do it in any game throughout program history ... Recorded 11 points, five rebounds and four blocks, while his and-1 bucket with two minutes left gave Duke the lead for good to help the Blue Devils knock off No. 7 Virginia (Feb. 22) ... Scored 10 points with five boards at Notre Dame (Dec. 16), going 4 of 8 from the floor and a perfect 2 for 2 from long distance ... Named to the All-ACC Academic Team.

HIGH SCHOOL

A five-star power forward, rated as the No. 29 overall in ESPN 100's rankings ... Ranked as the No. 4 power forward in the nation and the No. 1 player from the state of Mississippi in the ESPN 100 ... Named the West Virginia Gatorade Player of the Year as a sophomore, junior and senior, becoming the first player to win the honor three times in the award's history ... Averaged 19.2 points, 8.3 rebounds and 3.0 assists per game as a senior at Huntington Prep ... Earned MVP honors at the ARS/Rescue Rooter National Hoopfest in Tampa in January 2020 ... Was selected to participate in the 2020 Jordan Brand Classic prior to the event's cancellation.

PERSONAL

Son of Pamela Root and James Brakefield ... Has six siblings: Jake, Andrew, Jamal, Daimen, Kristen and Jennifer ... Born December 19, 2000 ... Majoring in multi-disciplinary studies with minors in recreation administration, education and criminal justice.

THE BRAKEFIELD FILE

BIRTHDAY	DECEMBER 19, 2000
MAJOR	MULTI-DISCIPLINARY STUDIES

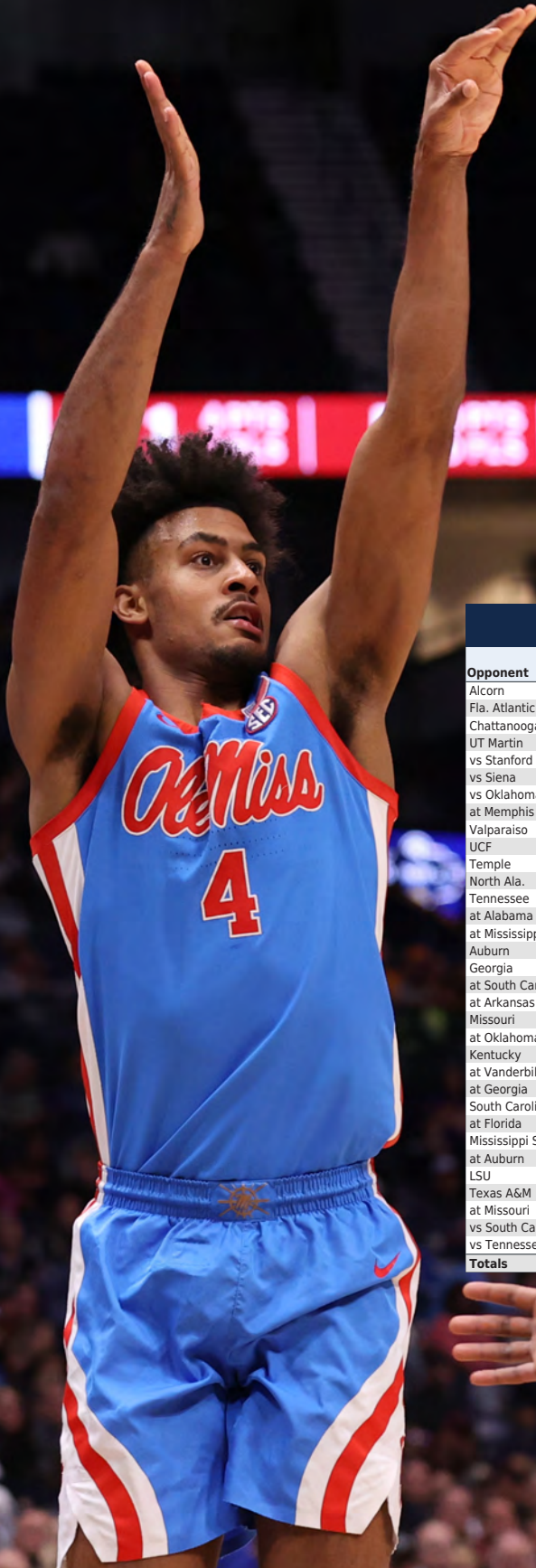
CAREER HIGHS

Points: 24, at Georgia (2/07/23)
Rebounds: 12, at Vanderbilt (2/4/23)
Assists: 6, vs. #24 Texas A&M (2/28/23)
Steals: 4, vs. South Carolina (2/11/23)
Blocks: 4, vs. Virginia (2/20/21)
Field Goals: 11, at Georgia (2/07/23)
Free Throws: 7, 2x, MR: at Missouri (3/4/23)
Three Pointers: 4, 3x, MR vs. #7 Tenn. (12/28/22)



CAREER STATS

SEASON	TEAM	GP-GS	MIN/AVG	Field Goals		3-Point		F-Throws		Rebounds				Scoring						
				FG-FGA	FG%	3FG-3FGA	3FG%	FT-FTA	FT%	OFF	DEF	TOT	AVG	PF-FO	A	TO	BLK	STL	PTS	AVG
2020-21	DU	22-2	273/12.4	31-76	.408	11-35	.314	5-12	.417	15	41	56	2.5	27-0	10	10	9	8	78	3.5
2021-22	OM	32-25	808/25.2	90-191	.471	31-83	.373	35-51	.686	26	108	134	4.2	43-1	24	50	7	22	246	7.7
2022-23	OM	33-31	958/29.0	132-246	.537	34-97	.351	69-94	.734	47	142	189	5.7	51-0	55	51	6	24	367	11.1
TOTAL FOR OM		65-56	1766/27.2	222-437	.508	65-180	.361	104-145	.717	73	250	323	5.0	94-1	79	101	13	46	613	9.4
TOTAL		87-58	2039/23.4	253-513	.493	76-215	.353	109-157	.694	88	291	379	4.4	121-1	89	111	22	54	691	7.9



2022-23 SEASON GAME-BY-GAME

Opponent	Date	GS	MIN	Total		3-Pointers		Free throws		Rebounds				PF	A	TO	BLK	STL	PTS	AVG
				FG-FGA	PCT	3FG-3FGA	PCT	FT-FTA	PCT	OFF	DEF	TOT	AVG							
Alcorn	11/07/2022	*	13:58	1-1	1.000	0-0	.000	1-2	.500	0	0	0	0.0	0	0	1	0	0	3	3.0
Fla. Atlantic	11/11/2022	*	22:13	6-6	1.000	2-2	1.000	3-4	.750	3	5	8	4.0	1	1	0	0	0	17	10.0
Chattanooga	11/15/2022	*	19:33	2-4	.500	0-2	.000	1-1	1.000	2	2	4	4.0	1	3	4	0	0	5	8.3
UT Martin	11/18/2022	*	24:43	2-4	.500	0-1	.000	3-6	.500	1	6	7	4.8	0	2	1	0	0	7	8.0
vs Stanford	11/24/2022	*	36:06	5-6	.833	2-2	1.000	5-7	.714	1	7	8	5.4	1	3	2	0	0	17	9.8
vs Siena	11/25/2022	*	33:47	8-14	.571	1-4	.250	0-0	.000	2	5	7	5.7	2	2	1	0	2	17	11.0
vs Oklahoma	11/27/2022	*	32:50	2-7	.286	1-3	.333	0-0	.000	0	10	10	6.3	3	2	2	0	0	5	10.1
at Memphis	12/03/2022	*	13:58	0-2	.000	0-2	.000	0-0	.000	1	1	2	5.8	0	2	0	0	0	0	8.9
Valparaiso	12/10/2022	*	18:26	5-8	.625	1-3	.333	0-0	.000	0	3	3	5.4	0	0	0	0	1	11	9.1
UCF	12/14/2022	*	08:23	0-1	.000	0-1	.000	0-0	.000	0	0	0	4.9	0	0	1	0	1	0	8.2
Temple	12/17/2022	*	19:25	0-5	.000	0-3	.000	1-2	.500	1	3	4	4.8	1	0	1	0	1	1	7.5
North Ala.	12/20/2022	*	16:31	3-8	.375	1-3	.333	2-2	1.000	2	5	7	5.0	0	1	0	1	0	9	7.7
Tennessee	12/28/2022	*	31:21	5-9	.556	4-4	1.000	4-6	.667	1	3	4	4.9	2	0	4	1	0	18	8.5
at Alabama	01/03/2023	*	30:28	6-10	.600	1-3	.333	1-3	.333	2	7	9	5.2	3	0	3	0	2	14	8.9
at Mississippi St.	01/07/2023	*	34:48	4-6	.667	1-3	.333	1-2	.500	2	5	7	5.3	1	0	1	1	0	10	8.9
Auburn	01/10/2023	*	32:08	4-9	.444	2-5	.400	2-2	1.000	0	4	4	5.3	2	3	1	1	1	12	9.1
Georgia	01/14/2023	*	25:09	3-6	.500	0-0	.000	1-3	.333	1	5	6	5.3	3	0	1	0	0	7	9.0
at South Carolina	01/17/2023	*	32:22	2-6	.333	0-2	.000	4-6	.667	2	4	6	5.3	4	4	1	0	0	8	8.9
at Arkansas	01/21/2023	*	28:38	3-4	.750	2-2	1.000	0-0	.000	1	0	1	5.1	1	1	1	0	0	8	8.9
Missouri	01/24/2023	*	27:17	5-8	.625	2-5	.400	3-4	.750	1	1	2	5.0	1	0	1	0	0	15	9.2
at Oklahoma St.	01/28/2023	*	34:58	4-9	.444	1-3	.333	3-3	1.000	2	3	5	5.0	0	1	0	1	3	12	9.3
Kentucky	01/31/2023	*	30:01	3-7	.429	0-3	.000	2-2	1.000	1	6	7	5.0	4	4	2	0	0	8	9.3
at Vanderbilt	02/04/2023	*	31:16	5-9	.556	2-6	.333	3-3	1.000	7	5	12	5.3	0	2	2	0	1	15	9.5
at Georgia	02/07/2023	*	35:16	11-15	.733	2-4	.500	0-1	.000	2	5	7	5.4	3	4	1	0	0	24	10.1
South Carolina	02/11/2023	*	36:28	3-7	.429	1-5	.200	0-0	.000	0	6	6	5.4	4	2	0	0	4	7	10.0
at Florida	02/15/2023	*	35:19	5-9	.556	1-3	.333	3-5	.600	1	7	8	5.5	1	1	1	0	1	14	10.2
Mississippi St.	02/18/2023	*	43:29	8-15	.533	1-6	.167	3-5	.600	2	6	8	5.6	2	3	1	1	2	20	10.5
at Auburn	02/22/2023	*	34:48	3-7	.429	1-2	.500	2-2	1.000	1	5	6	5.6	2	0	1	0	1	9	10.5
LSU	02/25/2023	*	34:44	8-10	.800	0-1	.000	7-7	1.000	2	8	10	5.8	1	3	3	0	2	23	10.9
Texas A&M	02/28/2023	*	31:22	2-7	.286	0-4	.000	1-3	.333	1	4	5	5.8	2	6	4	0	0	5	10.7
at Missouri	03/04/2023	*	36:47	5-7	.714	1-2	.500	7-7	1.000	2	2	4	5.7	3	1	7	0	1	18	10.9
vs South Carolina	03/08/2023	*	38:45	5-12	.417	2-5	.400	4-4	1.000	3	4	7	5.8	2	2	3	0	1	16	11.1
vs Tennessee	03/09/2023	*	32:48	4-8	.500	2-3	.667	2-2	1.000	0	5	5	5.7	1	2	0	0	0	12	11.1
Totals			31 958:06	132-246	.537	34-97	.351	69-94	.734	47	142	189	5.7	51	55	51	6	24	367	11.1

2 TJ CALDWELL

Dallas, Texas • Faith Family Academy
Sophomore • Guard • 6-4 • 190



BIO

FRESHMAN (2022-23)

Saw action in 31 games for Ole Miss, making seven starts ... Averaged 17.2 minutes, 4.7 points, 1.6 rebounds, and 1.2 assists per game ... Scored 10 points in his collegiate debut against Alcorn State on November 7 ... Dished out a season-high five assists on January 24 against Missouri ... Scored a season-best 12 points in back-to-back games at Oklahoma State on January 28 and vs. Kentucky on January 31.

HIGH SCHOOL


A four-star shooting guard, rated as the No. 97 overall player in ESPN 100's rankings ... Ranked as the No. 19 shooting guard in the nation and the No. 10 player from the state of Texas in the ESPN 100 ... An All-State and All-Region selection while playing at Faith Family Academy, while also being a First-Team All-District honoree ... Helped lead Faith Family Academy to three UIL Class 4A Texas State Championships (2022, 2020, 2019) ... Named 2022 TABC Class 4A Player of the Year ... Named MVP of the 2022 UIL Class 4A State Championship game, scoring 20 points on 8-of-14 shooting while going 4-of-8 from behind the arc ... Selected to participate in the 24K Showcase at the 2022 Iverson Classic ... Concluded his junior season averaging 17.0 points and 5.0 assists per game while shooting 39.0% from the field.

THE CALDWELL FILE

BIRTHDAY	MARCH 23, 2004
MAJOR	FRESHMAN STUDIES

CAREER HIGHS

Points: 12, 2x, MR: vs. Kentucky (1/31/23)
Rebounds: 5, at #7 Alabama (1/23/23)
Assists: 5, vs. Missouri (1/24/23)
Steals: 3, vs. Siena (11/25/22)
Blocks: 1, 3x, MR: vs. South Carolina (2/11/23)
Field Goals: 5, at Oklahoma State (1/28/23)
Free Throws: 4, 2X, MR vs. Temple (12/17/22)
Three Pointers: 2, 6x, MR: at Vandy (2/4/23)



CAREER STATS

SEASON	TEAM	GP-GS	MIN/AVG	Field Goals		3-Point		F-Throws		Rebounds				Scoring						
				FG-FGA	FG%	3FG-3FGA	3FG%	FT-FTA	FT%	OFF	DEF	TOT	AVG	PF-FO	A	TO	BLK	STL	PTS	AVG
2022-23	OM	31-7	534/17.2	51-153	.333	19-68	.279	26-33	.788	10	41	51	1.6	40-0	38	37	3	10	147	4.7
TOTAL		31-7	534/17.2	51-153	.333	19-68	.279	26-33	.788	10	41	51	1.6	40-0	38	37	3	10	147	4.7



2022-23 SEASON GAME-BY-GAME

Opponent	Date	GS	MIN	Total		3-Pointers		Free throws		Rebounds				PF	A	TO	BLK	STL	PTS	AVG
				FG-FGA	PCT	3FG-3FGA	PCT	FT-FTA	PCT	OFF	DEF	TOT	AVG							
Alcorn	11/07/2022		17:55	4-6	.667	1-2	.500	1-2	.500	1	1	2	2.0	1	1	0	0	2	10	10.0
Fla. Atlantic	11/11/2022		22:54	2-4	.500	0-0	.000	2-2	1.000	1	2	3	2.5	1	3	0	0	0	6	8.0
Chattanooga	11/15/2022		22:40	4-9	.444	2-5	.400	0-0	.000	1	3	4	3.0	1	2	0	0	0	10	8.7
UT Martin	11/18/2022		17:46	0-4	.000	0-2	.000	4-4	1.000	1	1	2	2.8	0	4	4	0	1	4	7.5
vs Stanford	11/24/2022		19:16	1-3	.333	0-1	.000	1-2	.500	0	0	0	2.2	1	0	2	0	0	3	6.6
vs Siena	11/25/2022		14:31	1-4	.250	0-0	.000	1-1	1.000	0	1	1	2.0	0	3	3	0	3	3	6.0
vs Oklahoma	11/27/2022		18:22	4-6	.667	2-3	.667	0-0	.000	1	0	1	1.9	0	1	2	0	0	10	6.6
at Memphis	12/03/2022		10:21	1-2	.500	1-2	.500	0-0	.000	0	0	0	1.6	2	1	0	1	0	3	6.1
Valparaiso	12/10/2022		16:23	1-5	.200	1-2	.500	0-0	.000	0	0	0	1.4	3	0	0	0	0	3	5.8
UCF	12/14/2022		11:32	0-1	.000	0-0	.000	0-0	.000	0	0	0	1.3	3	1	2	0	0	0	5.2
Temple	12/17/2022		19:03	2-4	.500	1-2	.500	4-5	.800	1	1	2	1.4	2	1	1	0	0	9	5.5
North Ala.	12/20/2022		07:57	0-1	.000	0-1	.000	0-0	.000	0	2	2	1.4	0	1	1	0	0	0	5.1
Tennessee	12/28/2022	*	16:07	0-2	.000	0-1	.000	1-2	.500	0	2	2	1.5	3	1	1	0	0	1	4.8
at Alabama	01/03/2023	*	21:53	0-7	.000	0-2	.000	2-2	1.000	0	5	5	1.7	3	2	1	0	0	2	4.6
at Mississippi St.	01/07/2023	*	24:23	2-8	.250	2-4	.500	2-2	1.000	1	2	3	1.8	2	1	0	0	0	8	4.8
Auburn	01/10/2023	*	22:40	1-4	.250	0-2	.000	0-0	.000	0	1	1	1.8	3	1	1	0	2	2	4.6
Georgia	01/14/2023		12:39	1-2	.500	0-1	.000	0-0	.000	0	0	0	1.6	2	1	0	1	0	2	4.5
at South Carolina	01/17/2023		14:31	3-7	.429	2-4	.500	0-0	.000	0	1	1	1.6	1	1	3	0	0	8	4.7
Missouri	01/24/2023		24:14	2-5	.400	0-3	.000	1-1	1.000	0	3	3	1.7	0	5	3	0	0	5	4.7
at Oklahoma St.	01/28/2023		27:43	5-14	.357	2-5	.400	0-0	.000	1	1	2	1.7	1	1	2	0	2	12	5.1
Kentucky	01/31/2023	*	32:40	4-13	.308	1-6	.167	3-4	.750	0	3	3	1.8	1	2	2	0	0	12	5.4
at Vanderbilt	02/04/2023	*	26:16	3-11	.273	2-5	.400	1-1	1.000	0	0	0	1.7	2	1	0	0	0	9	5.5
at Georgia	02/07/2023		17:22	0-3	.000	0-1	.000	0-0	.000	0	1	1	1.7	3	0	1	0	0	0	5.3
South Carolina	02/11/2023	*	13:04	1-5	.200	0-3	.000	1-2	.500	1	2	3	1.7	0	3	0	1	0	3	5.2
at Florida	02/15/2023		15:29	1-6	.167	0-1	.000	0-0	.000	0	1	1	1.7	1	1	0	0	0	2	5.1
at Auburn	02/22/2023		02:17	0-0	.000	0-0	.000	0-0	.000	0	0	0	1.6	0	0	1	0	0	0	4.9
LSU	02/25/2023		17:34	4-6	.667	1-3	.333	0-0	.000	1	0	1	1.6	0	0	1	0	0	9	5.0
Texas A&M	02/28/2023		15:26	1-3	.333	1-3	.333	0-0	.000	0	4	4	1.7	0	0	4	0	0	3	5.0
at Missouri	03/04/2023		15:06	3-7	.429	0-3	.000	2-3	.667	0	1	1	1.7	2	0	1	0	0	8	5.1
vs South Carolina	03/08/2023		04:27	0-0	.000	0-0	.000	0-0	.000	0	1	1	1.6	0	0	0	0	0	0	4.9
vs Tennessee	03/09/2023		11:54	0-1	.000	0-1	.000	0-0	.000	0	2	2	1.6	2	0	1	0	0	0	4.7
Totals		7	534:25	51-153	.333	19-68	.279	26-33	.788	10	41	51	1.6	40	38	37	3	10	147	4.7

11

Matthew MURRELL

Memphis, Tenn. • IMG Academy

Senior* • Guard • 6-4 • 200



BIO

JUNIOR (2022-23)

Played in 30 games for the Rebels, making 29 starts ... Averaged a team-best 34.3 minutes per game, which ranked second in the SEC ... Led the team in scoring with an average of 14.4 points per game ... Grabbed 2.9 rebounds and dished out a team-best 2.6 assists per game ... Finished second on the team in steals with 34 ... Hit a team-best 62 three pointers on the season ... Was a 2022-23 preseason All-SEC selection ... Scored in double figures 23 times on the season, hitting 20 points or more in eight contests ... Connected on two or more makes from three in 16 games ... Collected two or more steals on defense in 10 games ... Scored 25 points after hitting six three pointers in a win over Chattanooga on November 15 ... Helped the Rebels win at South Carolina on January 17 with 23 points and nine rebounds ... Against No. 25 Texas A&M on February 28, scored a season-best 26 points after connecting on eight three pointers, tying the SJB Pavilion record for most makes from deep in a single game and tying him for the third most in a game in program history.

SOPHOMORE (2021-22)

Started in 24 of his 31 appearances for the Rebels in his sophomore season ... Averaged 29.6 minutes per game ... Finished the year averaging 12.1 points per game, 3.0 rebounds per game, 1.7 assists per game and 0.8 steals per game ... Shot a team-high three point percentage of 38.6 percent (59-of-159) ... Ended the year having finished 18 total games as a double-digit scorer, leading the team in scoring in nine of those contests ... Also saw five games where he led the team in assists and two where he led the team in rebounding ... Scored a then-career-high 19 points in Ole Miss' 67-63 upset over No. 18 Memphis, going 4-of-9 from three point range and 7-of-9 from the free throw line ... Extended his single game career-high in points to 31 after a monster night against in-state rival Mississippi State, converting on a career-best 10 field goals (10-of-11, 90.9%) and going a perfect 5-of-5 from behind the arc ... Grabbed a career-best eight rebounds against No. 4 Auburn while scoring an additional 13 points on the night ... Matched his career-best of five three pointers against No. 6 Kentucky, finishing with 25 points on the night ... Closed out his 2021-22 season with double-digit scoring performances in eight of his last nine games of the season including scoring 20 against Texas A&M and 25 against Kentucky in back-to-back contests ... Earned the No. 4 spot in the Sportscenter Top 10 (Nov. 30) following his windmill dunk

against Rider the day before ... Named to SEC Winter Academic Honor Roll.

FRESHMAN (2020-21)

One of four Rebels to play in all 28 games, primarily coming off the bench and averaging a bench-best 17.2 minutes per game ... Also made three starts ... Averaged 4.2 ppg and 2.0 rpg ... Shot 32.3 percent (42 of 130) from the field, 31.1 percent (19 of 61) from beyond the arc and 55.6 percent (15 of 27) from the free throw line ... Scored a career-high 13 points in the win over UT Martin (Dec. 22) ... In the opening round of the NIT versus Louisiana Tech (March 19), tallied nine points to go along with career bests in rebounds (7), assists (3) and blocks (2) ... Recorded seven points and five rebounds against eventual conference champion Alabama (Dec. 29), his SEC debut ... Scored eight points in the home finale victory over Vanderbilt (March 6) before matching that output in the SEC Tournament victory over South Carolina (March 11) ... Named to the SEC First-Year Academic Honor Roll.

HIGH SCHOOL

Rated as a four-star guard by 247Sports, ESPN and Rivals ... Ranked as the No. 39 player in the country by ESPN and 247Sports' composite rankings ... No. 2 prospect out of Tennessee ... Highest ranked recruit under Kermit Davis ... Spent his final season at IMG Academy in Bradenton, Florida ... Played his first three high school seasons at Whitehaven High School in Memphis ... As a junior, averaged 20.1 ppg, 4.0 rpg and 3.2 apg ... First-team all-metro selection ... Led Whitehaven to the Region-16 AAA title and an appearance in the Class AAA semifinals in 2019 ... As a sophomore, averaged 15.4 ppg to guide Whitehaven to the Class AAA Championship game and earned all-region honors ... Averaged 15.2 ppg, 2.0 rpg and 1.2 apg as a member of Team Thad at the AAU level, leading the team to the 2019 Under Armour Association national championship ... Tabbed the 2019 UAA Defensive Player of the Year.

PERSONAL

Son of Carl Murrell and Gladys Robinson ... Has three brothers, Carl Jr., Cameron and Joshua ... His older brother Carl attended Ole Miss ... Full name is Matthew Everett Murrell ... Born December 19, 2001 ... Majoring in public health and health sciences with an emphasis on community health.

THE MURRELL FILE	
BIRTHDAY	DECEMBER 19, 2001
MAJOR	PUBLIC HEALTH & HEALTH SCIENCES
CAREER HIGHS	
Points:	31, vs. Mississippi St. (1/08/22)
Rebounds:	9, at S. Carolina (1/17/23)
Assists:	7, vs. FAU (11/11/22)
Steals:	3, 6x, MR: at Missouri (3/4/23)
Blocks:	2, 2x, MR: vs. LA Tech (3/19/21)
Field Goals:	10, vs. Mississippi St. (1/08/22)
Free Throws:	9, 2x, MR: at Auburn (2/22/23)
Three Pointers:	8, vs. #24 Texas A&M (2/28/23)



CAREER STATS

SEASON	TEAM	GP-GS	MIN/AVG	Field Goals			3-Point		F-Throws		Rebounds				Scoring					
				FG-FGA	FG%	3FG-3FGA	3FG%	FT-FTA	FT%	OFF	DEF	TOT	AVG	PF-FO	A	TO	BLK	STL	PTS	AVG
2020-21	OM	28-3	483/17.2	42-130	.323	19-61	.311	15-27	.556	16	40	56	2.0	29-0	22	39	8	13	118	4.2
2021-22	OM	31-24	917/29.6	123-288	.427	59-153	.386	69-92	.750	14	79	93	3.0	52-0	53	41	4	24	374	12.1
2022-23	OM	30-29	1032/34.4	140-384	.365	62-204	.304	91-108	.843	22	82	104	3.5	56-3	79	58	5	34	433	14.4
TOTAL		89-56	2432/27.3	305-802	.380	140-418	.335	175-227	.771	52	201	253	2.8	137-3	154	138	17	71	925	10.4



2022-23 SEASON GAME-BY-GAME

Opponent	Date	GS	MIN	Total		3-Pointers		Free throws		Rebounds				PF	A	TO	BLK	STL	PTS	AVG
				FG-FGA	PCT	3FG-3FGA	PCT	FT-FTA	PCT	OFF	DEF	TOT	AVG							
Alcorn	11/07/2022	*	33:22	7-19	.368	5-12	.417	1-1	1.000	4	2	6	6.0	2	3	1	0	3	20	20.0
Fla. Atlantic	11/11/2022	*	35:24	3-11	.273	1-5	.200	3-3	1.000	0	4	4	5.0	1	7	4	0	2	10	15.0
Chattanooga	11/15/2022	*	37:04	9-14	.643	6-10	.600	1-2	.500	1	4	5	5.0	1	1	2	1	2	25	18.3
UT Martin	11/18/2022	*	38:06	6-17	.353	2-9	.222	2-2	1.000	1	4	5	5.0	2	2	3	0	1	16	17.8
vs Stanford	11/24/2022	*	21:06	2-8	.250	0-3	.000	2-3	.667	0	1	1	4.2	5	4	1	0	1	6	15.4
vs Siena	11/25/2022	*	34:32	5-14	.357	2-7	.286	2-3	.667	2	2	4	4.2	0	1	0	1	3	14	15.2
vs Oklahoma	11/27/2022	*	29:28	3-9	.333	1-6	.167	1-1	1.000	0	1	1	3.7	3	2	2	0	1	8	14.1
at Memphis	12/03/2022	*	33:11	4-9	.444	3-5	.600	2-2	1.000	0	3	3	3.6	3	2	1	0	0	13	14.0
Valparaiso	12/10/2022	*	19:10	6-11	.545	1-3	.333	4-4	1.000	0	1	1	3.3	0	3	0	0	3	17	14.3
UCF	12/14/2022	*	38:33	7-13	.538	4-8	.500	3-3	1.000	2	2	4	3.4	1	3	4	1	2	21	15.0
Temple	12/17/2022	*	40:00	7-20	.350	1-9	.111	6-6	1.000	1	6	7	3.7	2	1	1	0	0	21	15.5
North Ala.	12/20/2022	*	35:49	4-10	.400	1-4	.250	7-9	.778	0	3	3	3.7	1	1	2	0	3	16	15.6
Tennessee	12/28/2022	*	33:43	1-11	.091	1-9	.111	2-2	1.000	0	0	0	3.4	5	3	4	0	1	5	14.8
at Alabama	01/03/2023	*	33:03	4-13	.308	0-5	.000	1-1	1.000	0	3	3	3.4	0	1	1	0	1	9	14.4
at Mississippi St.	01/07/2023	*	37:18	7-16	.438	1-7	.143	4-5	.800	1	0	1	3.2	2	2	3	0	0	19	14.7
Auburn	01/10/2023	*	38:52	7-16	.438	2-8	.250	8-8	1.000	1	5	6	3.4	0	4	1	0	0	24	15.3
Georgia	01/14/2023	*	37:29	4-12	.333	2-7	.286	3-3	1.000	0	4	4	3.4	1	4	1	0	2	13	15.1
at South Carolina	01/17/2023	*	35:52	8-15	.533	5-11	.455	2-6	.333	1	8	9	3.7	0	3	3	0	0	23	15.6
at Arkansas	01/21/2023	*	24:04	1-5	.200	0-1	.000	1-2	.500	0	0	0	3.5	2	0	4	0	1	3	14.9
at Vanderbilt	02/04/2023	*	28:18	4-15	.267	2-6	.333	0-0	.000	1	1	2	3.5	2	3	0	1	0	10	14.7
at Georgia	02/07/2023	*	33:48	2-11	.182	1-6	.167	9-11	.818	2	5	7	3.6	3	5	1	0	1	14	14.6
South Carolina	02/11/2023	*	35:23	2-9	.222	2-6	.333	2-2	1.000	0	2	2	3.5	5	1	2	1	0	8	14.3
at Florida	02/15/2023	*	35:32	4-11	.364	2-6	.333	5-6	.833	2	3	5	3.6	2	1	3	0	0	15	14.3
Mississippi St.	02/18/2023	*	45:00	6-17	.235	1-9	.111	6-6	1.000	1	2	3	3.6	1	6	1	0	1	15	14.4
at Auburn	02/22/2023	*	36:55	4-15	.400	2-7	.286	9-12	.750	1	2	3	3.6	4	1	1	0	1	23	14.7
LSU	02/25/2023	*	35:30	4-10	.400	3-5	.600	0-0	.000	0	5	5	3.6	1	4	3	0	2	11	14.6
Texas A&M	02/28/2023	*	35:30	9-15	.600	8-11	.727	0-0	.000	0	3	3	3.6	4	1	5	0	0	26	15.0
at Missouri	03/04/2023	*	38:45	4-14	.286	1-8	.125	3-3	1.000	1	3	4	3.6	1	4	0	0	3	12	14.9
vs South Carolina	03/08/2023	*	35:33	2-10	.200	0-4	.000	0-0	.000	0	2	2	3.6	0	2	3	0	0	4	14.5
vs Tennessee	03/09/2023	*	35:51	4-14	.286	2-7	.286	2-2	1.000	0	1	1	3.5	2	4	1	0	0	12	14.4
Totals			29 1032:11	140-384	.365	62-204	.304	91-108	.843	22	82	104	3.5	56	79	58	5	34	433	14.4

33 Moussa CISSE

Conakry, Guinea • Lausanne Collegiate • Oklahoma State
Senior* • Forward • 7-0 • 230



BIO

AT OKLAHOMA STATE

Spent two seasons at Oklahoma State, playing in 61 games and averaging 7.0 points, 7.3 rebounds, and 1.9 blocks per game.

JUNIOR (2022-23)

Played in 32 games and made 20 starts ... Averaged 6.8 points, 8.0 rebounds, and 1.9 blocks per game ... Recorded a double-double in four of the first seven games of the season ... In his second game on the season, set a new career mark with 15 rebounds against Southern Illinois on November 10 ... Tied his career best with six blocks on November 18 against UCF with six, adding 14 points and 14 rebounds ... On February 1 at Oklahoma, tied his career high with 18 points in just 18 minutes played ... Named to the Big 12 All-Defensive Team for the second year in a row.

SOPHOMORE (2021-22)

Saw action in 29 games, making 26 starts ... Averaged 20 minutes, 7.2 points, 6.5 rebounds, and 1.8 blocks per game ... Led the Big 12 in blocked shots ... Scored 17 points with 10 rebounds, two blocked shots and a steal in his debut with Oklahoma state against UT Arlington on November 9 ... Recorded a season-best six blocks on November 22 against College of Charleston ... Posted five double-doubles ... Named the 2022 Big 12 Defensive Player of the Year and to the All-Big 12 Defensive Team.

AT MEMPHIS

Played for one season at Memphis where he started in all 28 games for the Tigers, averaging 6.6 points, 6.3 rebounds, and 1.6 blocks per game.

FRESHMAN (2020-21)

Started all 28 games for the Tigers and played 18.5 minutes per game ... Averaged 6.6 points and 6.3 rebounds per outing ... Blocked 46 shots for an average of 1.6 per game ... Rebounding average was 10th among freshman in a season in Tigers history ... Was just shy of becoming the fifth Tiger since 1992-93 to average at least 7.0 points and 7.0 rebounds per game ... Was named the 2021 American Athletic Conference Freshman of the Year and had a spot on the AAC All-Freshman Team ... Was a three-time AAC Freshman of the Week ... Ranked seventh in the conference in rebounding ... Was second

in blocked shots per game ... Ranked fifth in offensive rebounds per game (2.3) ... Had four double-doubles on the year and six games with 10 or more rebounds ... Set new career high for points (15) and tied a career high for field goals made (7) against East Carolina on January 24 ... Grabbed a career-high 14 rebounds, including 10 on the offensive glass against Auburn on December 12 ... The 10 offensive rebounds were the most by a Tiger since Dedric Lawson on Nov. 17, 2015 ... On December 2, recorded first career double-double against Arkansas State ... Had 10 points, seven rebounds and two blocks in Memphis debut against Saint Mary's on November 25 ... Before the season, was named to the Kareem Abdul-Jabbar Award Watch List.

HIGH SCHOOL

During the 2019-20 season at Lausanne Collegiate School in Memphis, led the Lynx to the Division II-A state title ... In the 54-44 championship game win over First Assembly Christian School, was named the Most Valuable Player after finishing with 15 points, 10 rebounds and nine blocks ... Scored 10 points in the second half ... For the season, averaged 18.4 points, 15.3 rebounds and 9.2 blocks ... In one game in late November 2019, posted a triple-double of 31 points, 22 rebounds and 21 blocks ... Posted 17 triple-doubles during the season ... Was named Tennessee's Mr. Basketball in Division II-A after the season ... Ranked the No. 2 center in the nation by 247Sports Composite and a 5-star recruit ... Spent childhood in Guinea before moving to the United States in December 2015 ... Transferred to Lausanne in the summer of 2019 from Middle Village, N.Y., after playing for Christ the King Regional ... Led Christ the King Regional to the NYSFSSA state title game in 2019 ... Before attending Christ the King, played for St. Benedict's Prep ... Playing on the Nike EYBL circuit during the summer of 2019, averaged 11.8 points, 11.2 rebounds and 3.8 blocks.

PERSONAL

Born Sept. 10, 2002.

THE CISSE FILE

BIRTHDAY	SEPTEMBER 10, 2002
MAJOR	MULTI-DISCIPLINARY STUDIES

CAREER HIGHS

Points: 18, 2x, MR: vs. Oklahoma (2/1/23)
Rebounds: 15, vs. Southern Illinois (11/10/22)
Assists: 3, at Texas Tech (3/4/23)
Steals: 2, 4x, MR: vs. UCF (11/18/22)
Blocks: 6, 2x, MR: vs. UCF (11/18/22)
Field Goals: 8, 2x, MR: at Oklahoma (2/1/23)
Free Throws: 6, vs. Virginia Tech (12/11/22)
Three Pointers: --



CAREER STATS

SEASON	TEAM	GP-GS	MIN/AVG	Field Goals		3-Point		F-Throws		Rebounds				Scoring						
				FG-FGA	FG%	3FG-3FGA	3FG%	FT-FTA	FT%	OFF	DEF	TOT	AVG	PF-FO	A	TO	BLK	STL	PTS	AVG
2020-21	Mem	28-28	519/18.5	80-145	.552	0-1	.000	24-74	.324	63	113	176	6.3	66-2	13	44	46	8	184	6.6
2021-22	OSU	29-26	580/20.0	80-143	.559	0-0	.000	50-89	.562	77	112	189	6.5	65-1	10	38	54	12	210	7.2
2022-23	OSU	32-20	722/22.6	92-158	.582	0-0	.000	34-83	.410	75	182	257	8.0	65-1	20	37	62	11	218	6.8
TOTAL FOR OM		0-0	0/0.0	0-0	.000	0-0	.000	0-0	.000	0	0	0	0.0	0-0	0	0	0	0	0	0.0
TOTAL		89-74	1822/20.5	252-446	.565	0-1	.000	108-246	.439	215	407	622	7.0	196-4	43	119	162	31	612	6.9

7 Allen FLANIGAN

Little Rock, Ark. • Parkview Magnet • Auburn
Senior • Guard • 6-6 • 215



BIO

AT AUBURN

Spent four years at Auburn where he played in 114 games, averaging 8.5 points and 4.2 rebounds per game before transferring to Ole Miss.

SENIOR* (2022-23)

Played in 34 games on the season with 19 starts ... Team's fourth-leading scorer (10.1 ppg) and second-leading rebounder (5.0 rpg) ... Ranked 14th in the SEC in defensive rebounds (4.1) ... Registered 17 double-figure games including a season-high 22 points on 8-of-10 shooting against Georgia on February 1 ... Recorded his second career double-double with 10 points and a career-high tying 10 rebounds versus Iowa in the NCAA First Round on March 16.

JUNIOR (2021-22)

Played in 22 games with 20 starts while averaging the fifth-most minutes on the team (24.4) ... Averaged 6.6 points, 3.2 rebounds and 1.2 assists per game in SEC play ... Recorded 10 points and three assists in 24 minutes of action versus Georgia on January 19 ... Turned in six double-figure scoring games ... Registered a season-high 16 points with four rebounds and two assists on February 12 against Texas A&M ... Tallied 10 points, five rebounds and one assist in the team's NCAA Tournament First Round win over Jacksonville State on March 18 ... Grabbed a season-best eight boards including three on the offensive glass versus Miami in the NCA Tournament on March 20 ... Coaches' Preseason All-SEC First Team selection.

SOPHOMORE (2020-21)

Started in all 27 games for the Tigers ... Averaged 14.3 points, 5.5 rebounds, 2.9 assists and 0.9 steals in 30.4 minutes per game ... Was the most improved scorer in the SEC after raising his output +11.1 from 3.2 points per game as a freshman to 14.3 points per game as a sophomore ... His scoring average ranked 14th in the SEC ... Was one of three players in the conference to average 14.0 points, 5.0 rebounds and 2.5 assists per game joining Tre Mann (Florida) and Trendon Watford (LSU) ... Averaged 14.7 points, 5.9 rebounds, 2.9 assists and 1.0 steals per game in league play ... Was the only guard to rank in the Top 15 in both points and rebounds per game in the SEC during conference play ...

Shot 45.5 percent from the floor including 33.8 percent from long range and 77.6 percent from the free throw line ... Made the sixth-most free throws in the SEC (97) and attempted the ninth-most free throws (125) ... One of eight players in the SEC to have at least 350 points, 100 rebounds and 75 assists ... Scored in double figures in 22 of the team's 27 games including six games with 20-or-more points ... Posted his first career double-double with 19 points and 10 rebounds in the team's SEC opener on December 28 against Arkansas ... Put up a career-high 24 points on January 23 versus South Carolina.

FRESHMAN (2019-20)

Appeared in all 31 games averaging 3.2 points and 2.7 rebounds in 13.7 minutes per game ... Earned his first career start at Missouri on February 15 ... Was a perfect 4-for-4 from the field and scored eight points in 12 minutes versus Furman on December 5 ... Set season highs in points (12) and rebounds (6) against Georgia on January 11 ... Matched his season high with six boards in the Tigers' home win versus Alabama on February 12 ... Followed that performance up with six rebounds and hit a season-best five free throws at Missouri on February 15.

HIGH SCHOOL

Rated as a four-star prospect by ESPN and a three-star prospect by Rivals and 247Sports.com ... Selected as the No. 1 player in the state of Arkansas by ESPN and No. 3 by 247Sports.com ... Attended Parkview Magnet High School, where he played for his grandfather and local legend, Alfred Flanigan ... Won two state championship titles ... Named the 5A Gatorade Arkansas Player of the Year ... Also chosen as the district's top athlete ... Played for the Joe Johnson Hawks in the Adidas Gauntlet Circuit averaging 8.4 points, 3.6 rebounds and 1.2 assists per game ... Led the Hawks to a 21-5 overall record and age division title at the Real Deal in the Rock.

PERSONAL

Son of Wes and Katrina Flanigan ... Has two siblings, Collin and Mike ... His father, Wes, is an assistant coach at Ole Miss, and has coached at Auburn, Little Rock, Mississippi State, Nebraska, UAB, and NW Mississippi CC.

THE FLANIGAN FILE

BIRTHDAY	APRIL 24, 2001
MAJOR	ATHLETIC ADMINISTRATION (MASTER'S)

CAREER HIGHS

Points: 24, at South Carolina (1/23/21)
Rebounds: 10, 4x, MR: vs. Iowa (3/16/23)
Assists: 6, 2x, MR: at Baylor (1/30/21)
Steals: 4, at Arkansas (1/20/21)
Blocks: 1, 19x, MR: vs. Ole Miss (1/22/23)
Field Goals: 8, 2x, MR: vs. Georgia (2/1/23)
Free Throws: 8, vs. Kentucky (1/16/21)
Three Pointers: 4, 4x, MR: at South Carolina (1/23/21)



CAREER STATS

SEASON	TEAM	GP-GS	MIN/AVG	Field Goals		3-Point		F-Throws		Rebounds				Scoring						
				FG-FGA	FG%	3FG-3FGA	3FG%	FT-FTA	FT%	OFF	DEF	TOT	AVG	PF-FO	A	TO	BLK	STL	PTS	AVG
2019-20	AUB	31-3	424/13.7	39-99	.394	5-35	.143	17-37	.459	24	59	83	2.7	52-0	11	25	4	8	100	3.2
2020-21	AUB	27-27	821/30.4	122-268	.455	44-130	.338	97-125	.776	27	122	149	5.5	62-0	78	89	5	24	385	14.3
2021-22	AUB	22-20	537/24.4	49-124	.395	8-39	.205	33-51	.647	14	64	78	3.5	42-0	28	47	2	14	139	6.3
2022-23	AUB	34-19	917/27.0	117-265	.442	36-108	.333	72-95	.758	29	140	169	5.0	70-2	50	60	8	28	342	10.1
TOTAL FOR OM		0-0	0/0.0	0-0	.000	0-0	.000	0-0	.000	0	0	0	0.0	0-0	0	0	0	0	0	0.0
TOTAL		114-69	2699/23.7	327-756	.433	93-312	.298	219-308	.711	94	385	479	4.2	226-2	167	221	19	74	966	8.5

Cole 30 McGRATH

Corinth, Miss. • Booneville • Blue Mountain

Senior • Guard • 6-3 • 175



BIO

AT BLUE MOUNTAIN

Spent two seasons at NAA Blue Mountain College, where he played in 53 total games, making 29 starts ... Scored 343 points while adding 96 rebounds, 64 assists, 40 steals, and three blocks.

SENIOR* (2022-23)

Played in 27 contests and made four starts ... Averaged 4.0 points on a 47.6 percent shooting clip from the field ... Grabbed 1.0 rebounds and averaged 0.7 assists per game played.

JUNIOR (2021-22)

Appeared in 26 games for Blue Mountain College, making 25 starts ... Finished fifth on the team with 9.0 points per game ... Averaged 2.6 boards and 1.7 assists per game ... Finished the year second in steals with 27.

AT NORTHEAST MISSISSIPPI CC

Began his college career at Northeast Mississippi Community College, where he was a member of the basketball team for two seasons.

SOPHOMORE (2020-21)

Saw action in 19 games, scoring 48 points with 20 rebounds and 20 assists.

FRESHMAN (2019-20)

Played in 21 games during his first college season, scoring 45 points with 18 boards, 24 assists and 10 steals.

THE MCGRATH FILE

BIRTHDAY DECEMBER 10, 2000

MAJOR ATHLETIC ACADEMIC SUPPORT (MASTER'S)

CAREER HIGHS (NAIA INCLUDED)

Points: 20, vs. Crowley's Ridge (12/18/21)

Rebounds: 4, 2x, MR: vs. Dalton St. (2/2/23)

Assists: 2, 6x, MR: vs. Faulkner (2/24/23)

Steals: 2, 3x, MR: vs. Faulkner (2/24/23)

Blocks: 1, 2x, MR: vs. William Carey (1/28/23)

Field Goals: 8, vs. Crowley's Ridge (12/18/21)

Free Throws: 2, 6x, MR: vs. Middle Ga. St. (2/16/23)


Three Pointers: 5, vs. Campbellsville Uni.-Harrodsburg (11/13/21)



O

Brandon MURRAY

Germantown, Md. • IMG Academy (Fla.) • Georgetown
Junior • Guard • 6-5 • 210



THE MURRAY FILE	
BIRTHDAY	FEBRUARY 7, 2002
MAJOR	MULTI-DISCIPLINARY STUDIES

CAREER HIGHS	
Points:	29, at DePaul (12/29/22)
Rebounds:	8, 2x, MR: at Seton Hall (2/14/23)
Assists:	9, vs. Missouri (3/10/22)
Steals:	4, 3x, MR: vs. DePaul (1/24/23)
Blocks:	2, 4x, MR: vs. Siena (12/7/22)
Field Goals:	11, at DePaul (12/29/22)
Free Throws:	6, 2x, MR: at Villanova (1/16/23)
Three Pointers:	5, at DePaul (12/29/22)

BIO

AT GEORGETOWN

Spent one season at Georgetown where he started 27 games and finished second on the team in scoring before transferring to Ole Miss.

SOPHOMORE (2022-23)

Started in all 27 games he appeared in for Georgetown ... Finished second on the team with an average of 13.7 points per game ... Finished third on the team in made three pointers with 35 ... Led the team with 38 steals while adding 13 blocks ... Averaged 3.9 rebounds and 3.2 assists per game ... Scored in double figures in 19 games, including four 20-point performances ... Scored a career-best 29 points on December 29 at DePaul, going a perfect 5-5 from the three-point line ... Set a career best for rebounds in a game with eight on February 1 against Creighton and on February 14 against Seton Hall ... Collected two or more steals in 12 contests.

AT LSU

Spent his freshman season at LSU where he started in 32 games and earned SEC All-Freshman honors.

FRESHMAN (2021-22)

Appeared in 33 games for LSU, making 32 starts ... Finished third on the team in scoring with 10.0 points per game ... Second on the Tigers with 40 makes from three ... Averaged 3.0 rebounds, 1.9 assists, and 1.1 steals

per game ... Scored in double figures in 16 games, including a season-best 21 points on January 26 against Texas A&M ... Secured a season-high seven rebounds on November 15 against Liberty ... Dished out a season-high nine assists against Missouri in the SEC Tournament on March 10 ... Named to the SEC All-Freshman Team.

HIGH SCHOOL

Played his senior season at IMG Academy in Bradenton, Florida, after playing at Poly High in Baltimore ... Averaged 21.7 points in 2019-20 for Poly High, shooting 65% from the floor ... Named Mr. Basketball in Maryland by the state basketball coaches association ... Named Baltimore City Player of the Year ... Helped his team in the Maryland 3A state title ... A consensus four-star recruit ... Went from the No. 146 recruit to No. 85 recruit in the nation according to 247sports.com during his senior year at IMG.

PERSONAL

Son of Rachel and Danny Murray ... Has two older siblings: Daivon and Savoan ... Born February 7, 2002 ... Criminal Justice major.



CAREER STATS

SEASON	TEAM	GP-GS	MIN/AVG	Field Goals		3-Point		F-Throws		Rebounds				Scoring							
				FG-FGA	FG%	3FG-3FGA	3FG%	FT-FTA	FT%	OFF	DEF	TOT	AVG	PF-FO	A	TO	BLK	STL	PTS	AVG	
2021-22	LSU	33-32	1022/31.0	123-289	.426	40-119	.336	44-65	.677	25	74	99	3.0	55-3	64	54	7	36	330	10.0	
2022-23	GTown	27-27	933/34.5	138-348	.397	35-110	.318	59-91	.648	23	83	106	3.9	54-4	87	72	13	38	370	13.7	
TOTAL FOR OM		0-0	0/0.0	0-0	.000	0-0	.000	0-0	.000	0	0	0	0.0	0-0	0	0	0	0	0	0	0.0
TOTAL		60-59	1954/32.6	261-637	.410	75-229	.328	103-156	.660	48	157	205	3.4	109-7	151	126	20	74	700	11.7	

5 Jaylen MURRAY

Bronx, N.Y. • Putnam Science Academy • Saint Peter's
Junior • Guard • 5-11 • 170



BIO

AT SAINT PETER'S

Played two seasons at Saint Pater's where he appeared in 62 games, making 14 starts, and averaged 19.9 minutes, 8.9 points, 2.2 rebounds, and 1.9 assists per game.

SOPHOMORE (2022-23)

Appeared in 29 games for the Peacocks, making 11 starts ... Finished second on the team in scoring with an average of 12.5 points per game ... Averaged 2.9 rebounds, 2.3 assists and 0.7 steals per contest ... Finished first on the team with 46 makes from three ... Led the team in free throw percentage after shooting 83.3 percent from the charity stripe ... Scored 20 or more points in four contests, including three of his last five games of the season ... Tied his career-best with seven assists on November 15 against Bucknell ... Dropped a career-best 23 points on March 7 against Fairfield in the opening round of the MAAC Tournament ... Helped Saint Peter's defeat Rider in the second round of their conference tournament with 22 points.

FRESHMAN (2021-22)

Saw action in 33 games with three starts ... Averaged 5.8 points, 1.6 rebounds, and 1.6 assists per contest with a 1.2 assist-to-turnover ratio ... On December 12, dished out a season-best seven assists against Alliance ... Scored a season-high 14 points on January 28 against Manhattan ... Earned a spot on the all-rookie MAAC team.

HIGH SCHOOL

Attended Putnam high school as a senior after spending his previous two years at Cardinal Hayes ... Was MVP of the SLAM Summer Classic Vol. 2.

PERSONAL

Son of Barry Murray and Shentane Franklin ... Born June 9, 2003 ... Has three siblings: Kia, Aaron, and Sterling ... Business major.

THE MURRAY FILE

BIRTHDAY	JUNE 9, 2003
MAJOR	MULTI-DISCIPLINARY STUDIES

CAREER HIGHS

Points: 23, vs. Fairfield (3/7/23)
Rebounds: 6, 3x, MR: vs. Canisus (2/24/23)
Assists: 7, 2x, MR: vs. Bucknell (11/15/22)
Steals: 4, at Providence (11/27/21)
Blocks: 1, vs. Niagara (1/22/23)
Field Goals: 9, 2x, MR: vs. Fairfield (3/7/23)
Free Throws: 6, 2x, MR: vs. Manhattan (12/30/22)
Three Pointers: 5, vs. Rider (3/2/23)



CAREER STATS


SEASON	TEAM	GP-GS	MIN/AVG	Field Goals		3-Point		F-Throws		Rebounds				Scoring						
				FG-FGA	FG%	3FG-3FGA	3FG%	FT-FTA	FT%	OFF	DEF	TOT	AVG	PF-FO	A	TO	BLK	STL	PTS	AVG
2021-22	SP	33-3	514/15.6	74-193	.383	20-61	.328	24-37	.649	12	41	53	1.6	34-0	53	45	0	15	192	5.8
2022-23	SP	29-11	714/24.6	128-342	.374	46-129	.357	60-72	.833	25	58	83	2.9	53-0	66	46	1	21	362	12.5
TOTAL FOR OM		0-0	0/0.0	0-0	.000	0-0	.000	0-0	.000	0	0	0	0.0	0-0	0	0	0	0	0	0.0
TOTAL		62-14	1228/19.8	202-535	.378	66-190	.347	84-109	.771	37	99	136	2.2	87-0	119	91	1	36	554	8.9


1

Austin NUNEZ

Garden Ridge, Texas • Wagner • Arizona State

Sophomore • Guard • 6-2 • 170







BIO

AT ARIZONA STATE

Spent his freshman season at Arizona State, appearing in 28 games with two starts before transferring to Ole Miss.

FRESHMAN (2022-23)

Started in two games and played in 28 during his first collegiate season ... Averaged 4.5 points per game, shooting a team-best 37.7% from three, while averaging 1.1 rebounds and dishing out 24 assists ... Scored a career-high 15 points against No. 20 Michigan on November 17 and was named the Pac 12 Freshman of the Week ... Had multiple makes from three in seven contests ... Career-high three assists in final game played against Utah ... Missed Arizona State's final eight games of the year due to injury.

HIGH SCHOOL

A four-star recruit by Rivals.com and ESPN ... Ranked as the No. 57 recruit in the country by Rivals.com ... A McDonald's All-American nominee his senior year in high school ... Averaged 28.5 points per game and was named the San Antonio Player of the Year in 2022.

PERSONAL

Son of Lupe and Tameka ... Born Nov. 3, 2002 ... Has two siblings: Jaxon and Taylor ... Multi-Disciplinary Studies major.

THE NUNEZ FILE	
BIRTHDAY	NOVEMBER 3, 2002
MAJOR	MULTI-DISCIPLINARY STUDIES
CAREER HIGHS	
Points:	15, vs. Michigan (11/17/22)
Rebounds:	4, 3x, MR: vs. San Diego (12/18/22)
Assists:	3, vs. Utah (2/18/23)
Steals:	3, at Colorado (12/1/22)
Blocks:	1, at Oregon State (1/14/23)
Field Goals:	6, vs. Michigan (11/17/22)
Free Throws:	5, at Oregon State (1/14/23)
Three Pointers:	3, vs. Michigan (11/17/22)



CAREER STATS

SEASON	TEAM	GP-GS	MIN/AVG	Field Goals		3-Point		F-Throws		Rebounds				Scoring						
				FG-FGA	FG%	3FG-3FGA	3FG%	FT-FTA	FT%	OFF	DEF	TOT	AVG	PF-FO	A	TO	BLK	STL	PTS	AVG
2022-23	ASU	28-2	457/16.3	44-106	.415	20-53	.377	18-22	.818	8	24	32	1.1	51-1	24	33	1	19	126	4.5
TOTAL FOR OM		0-0	0/0.0	0-0	.000	0-0	.000	0-0	.000	0	0	0	0.0	0-0	0	0	0	0	0	0.0
TOTAL		28-2	457/16.3	44-106	.415	20-53	.377	18-22	.818	8	24	32	1.1	51-1	24	33	1	19	126	4.5

3 Jamarion SHARP

Hopkinsville, Ky. • Hopkinsville • Western Kentucky
Senior • Forward • 7-5 • 235



BIO

AT WESTERN KENTUCKY

Spent two seasons at Western Kentucky, playing in 64 of 65 games with 60 starts during that time, before transferring to Ole Miss.

SENIOR* (2022-23)

Started in 32 of 33 games for the Hilltoppers ... Led the nation in blocks with 131 and blocks per game at 4.1 ... Averaged 28.6 minutes with 7.4 points and a team-best 7.7 rebounds per game ... Broke the school career block record on January 16 against FIU in just his 50th game with the program ... Scored in double figures in 10 games and secured double-digit rebounds in 11 ... Finished third in the conference in rebounds per game, fourth in defensive rebounds (5.5) and 10th in offensive rebounds (2.2) ... Scored a career-high 18 points on November 30 against Austin Peay, adding nine boards and six blocks ... Tied his career-best with 14 rebounds at Florida Atlantic on January 28 ... Named the Conference USA Defensive Player of the Year, and earned a spot on the all-conference defensive team and third team all-conference ... Named to the Naismith Defensive Player of the Year Watch List ... Earned CollegelInsider.com Zelmo Beaty Award ... Named C-USA Preseason All-Conference ... Named to the Kareem Abdul Jabbar Watch List ... Finished his two years at WKU with an average of 4.36 blocks per game, which currently ranks as the 10th-best career margin in NCAA Division-I basketball history.

JUNIOR (2021-22)

Played in all 32 contests for the Hilltoppers, making 28 starts ... Averaged 28.0 minutes, 8.2 points, 7.6 rebounds, and a nation-leading 4.62 blocks per game ... Collected 148 total blocks on the year, shattering the school record for most in a season

... Finished third in the conference in rebounds per game ... Recorded a triple-double on November 24 against Alabama A&M with 10 points, 12 rebounds, and 10 blocks, the third-ever triple-double at WKU and first ever with blocks ... Was the 18th triple double with blocks in Division I since 2010 and first since 2019 ... Named Conference USA Defensive Player of the Year and to the C-USA All-Defensive Team ... Named the conference player of the week on March 7 ... An all-conference honorable mention selection ... A semifinalist for the Naismith National Defensive Player of the Year Award ... Selected as a finalist for Lefty Driesell Defensive Player of the Year.

AT JOHN A. LOGAN COLLEGE

Spent two seasons at John A. Logan College ... Averaged 7.7 points, 7.3 rebounds, and 5.8 blocks as a sophomore ... Named an all-conference and all-region selection ... As a freshman, averaged 5.5 points, five rebounds, and 3.7 blocks per game while shooting 64.1% from the field ... Helped Logan finish undefeated in conference play for the first time in school history ... Ranked a four-star prospect and the top junior-college player in the nation by 247sports.com.

HIGH SCHOOL

Averaged 7.6 points and 7.9 rebounds as a senior at Hopkinsville High School ... Named to the All-Eighth District Team and a member of the Kentucky All-Stars.

PERSONAL

The tallest player in NCAA Division I basketball at 7'5" and is one of the tallest living humans.

THE SHARP FILE

BIRTHDAY	AUGUST 26, 2001
MAJOR	MULTI-DISCIPLINARY STUDIES

CAREER HIGHS

Points: 18, at Austin Peay (11/30/22)
Rebounds: 14, 2x, MR: at Fla. Atlantic (1/28/23)
Assists: 2, at Old Dominion (2/5/22)
Steals: 4, at Memphis (11/19/21)
Blocks: 10, vs. Alabama A&M (11/24/21)
Field Goals: 8, vs. Ole Miss (12/11/21)
Free Throws: 6, vs. UTEP (3/8/23)
Three Pointers: --



CAREER STATS

SEASON	TEAM	GP-GS	MIN/AVG	Field Goals		3-Point		F-Throws		Rebounds				Scoring						
				FG-FGA	FG%	3FG-3FGA	3FG%	FT-FTA	FT%	OFF	DEF	TOT	AVG	PF-FO	A	TO	BLK	STL	PTS	AVG
2021-22	WestKy	32-28	895/28.0	119-164	.726	0-0	.000	23-58	.397	69	173	242	7.6	73-2	9	34	148	24	261	8.2
2022-23	WestKy	32-32	916/28.6	93-148	.628	0-1	.000	52-104	.500	69	176	245	7.7	75-2	7	23	131	32	238	7.4
TOTAL FOR OM		0-0	0/0.0	0-0	.000	0-0	.000	0-0	.000	0	0	0	0.0	0-0	0	0	0	0	0	0
TOTAL		64-60	1810/28.3	212-312	.679	0-1	.000	75-162	.463	138	349	487	7.6	148-4	16	57	279	56	499	7.8

23 Cameron **BARNES**
 Duncanville, Texas • Duncanville
 Freshman • Forward • 6-9 • 195



BIO

HIGH SCHOOL

Rated as a three-star prospect by ESPN, 247sports.com, and Rivals ... Ranked the No. 147th player in the nation by Rivals ... A two-time national and three-time state champion ... Averaged six points and five rebounds per game as a senior while shooting 40% from three-point range.

PERSONAL

Son of Jamai Barnes ... Born April 30, 2004 ... Has and siblings: Jarez and Jaisa ... Sports & Recreation Administration major.

THE BARNES FILE	
BIRTHDAY	APRIL 30, 2004
MAJOR	FRESHMAN STUDIES



55 Cam **BRENT**
 Jackson, Miss. • Jackson Prep
 Freshman • Guard • 5-5 • 130



BIO

FRESHMAN (2022-23)

Did not appear in any games.

PERSONAL

Son of Wayne Brent and Dedra Martin ... Born Sept. 27, 2002 ... Has two siblings: Kristian and Taylor ... Business major.

THE BRENT FILE	
BIRTHDAY	SEPTEMBER 27, 2002
MAJOR	MULTI-DISCIPLINARY STUDIES



13 Robert COWHERD

Grayson, Ga. • Southern California Academy
 Freshman • Guard • 6-4 • 200



BIO

FRESHMAN (2022-23)

Did not see action his freshman year and was redshirted.

HIGH SCHOOL

A four-star shooting guard, rated as the No. 216 overall player in 247Sports' rankings ... Ranked as the No. 29 shooting guard in the nation and No. 24 player from the state of California according to 247Sports ... A former First-Team All-Region selection for Georgia's Region 4-AAAAAAA whilst playing at Grayson High and Denmark High in Georgia ... Second-Team All-State selection for the state of Georgia prior to his playing at Southern

California Academy ... Helped lead Southern California Academy to a 2022 Saint James Invitational Tournament Championship win ... Claimed a tournament title at the 2021 John Wall Holiday Invitational, with SCA winning the tournament's TJ Warren Bracket ... Selected to play in The 24 High School All-Star Game presented by Academy Sports in 2022 ... A nominee for the West Region for the 2022 McDonald's All-American Game.

PERSONAL

Son of Stacey and Robert Cowherd ... Born June 23, 2003 ... Business major.

THE COWHERD FILE

BIRTHDAY	JUNE 23, 2003
MAJOR	MULTI-DISCIPLINARY STUDIES



24 Jacob GAZZO

McComb, Miss. • Parklane Academy
 Freshman • Forward • 6-8 • 215



BIO

HIGH SCHOOL

Named to the Tennessee Sports Writers Association All-State Team in basketball ... A member of the TSSAA West All-Region Team and a TSSAA Division 2AA All-State Team selection ... All-Metro Team by the Daily Memphian and Commercial Appeal ... A three-star recruit and ranked the No. 3 player in Mississippi according to ESPN.

PERSONAL

Son of Amy and Jake ... Born Aug. 17, 2004 ... Has one sibling: Kiley.

THE GAZZO FILE

BIRTHDAY	AUGUST 17, 2004
MAJOR	CRIMINAL JUSTICE



25 Rashaud **MARSHALL**
 Blytheville, Ark. • Blytheville
 Freshman • Forward • 6-8 • 220



BIO

HIGH SCHOOL

A four-star recruit according to ESPN, 247Sports, and Rivals ... Rated the number one recruit in the state of Arkansas by 247Sports and On3 ... No. 83 player in nation according to 247Sports ... No. 86 nationally by On3 ... Ranked as the No. 12 center in the country by 247Sports.

PERSONAL

Son of Almeda Marshall ... Born Aug. 5, 2004.

THE MARSHALL FILE	
BIRTHDAY	AUGUST 5, 2004
MAJOR	FRESHMAN STUDIES



14 Gavin **MURPHY**
 Calabasas, Calif. • Calabasas
 Freshman • Guard • 5-11 • 165



BIO


HIGH SCHOOL

First team all-league in 2022-23 ... Named to the All-CIF 2AA SCIBCA second team ... Finished his time as the fourth-leading scorer in school history with 1,404 points ... Became the first in Calabasas history to hit 100 three pointers and dish out 100 assists ... Named MVP of the Marmonte League in 2022.

PERSONAL

Son of Allison and Greg Murphy ... Born Jan. 11, 2005 ... Has two siblings: Luke and Ryan ... Business major.

THE MURPHY FILE	
BIRTHDAY	JANUARY 11, 2005
MAJOR	GENERAL BUSINESS





ALABAMA STATE

OLE MISS LEADS 7-0

In Oxford: Ole Miss leads 6-0
In Montgomery: Ole Miss leads 1-0

11-16-2009	W, 90-53 - Oxford, Miss.
12-15-08	W, 85-82 - Oxford, Miss.
12-30-03	W, 68-44 - Oxford, Miss.
11-27-02	W, 74-58 - Oxford, Miss.
12-01-1999	W, 76-65 - Montgomery, Ala.
11-13-98	W, 87-45 - Oxford, Miss.
03-17-83	W, 87-75 - Oxford, Miss.



EASTERN WASHINGTON

FIRST MEETING



DETROIT MERCY

FIRST MEETING




SAM HOUSTON STATE

OLE MISS LEADS 6-0

In Oxford: Ole Miss leads 5-0
In Huntsville: Ole Miss leads 1-0

12-13-2017	W, 82-69 - Oxford, Miss.
11-22-00	W, 71-65 - Oxford, Miss.
12-03-1994	W, 91-75 - Oxford, Miss.
12-20-90	W, 73-71 - Oxford, Miss.
12-30-89	W, 96-70 - Huntsville, Texas
12-27-88	W, 83-73 - Oxford, Miss.



TEMPLE

TEMPLE LEADS 3-2

In Oxford: Ole Miss leads 2-0
In Philadelphia: Temple leads 1-0
Neutral Site: Temple leads 2-0

12-17-2023	W, 63-55 - Oxford, Miss.
11-18-1998	L, 52-68 - Philadelphia, Pa.
11-22-97	W, 87-74 - Oxford, Miss.
03-14-97	L, 40-62 - Kansas City, Mo.
12-28-87	L, 61-70 - New Orleans, La.



NC STATE

NC STATE LEADS 2-1

In Oxford: NC State leads 1-0
Neutral Site: Tied 1-1

03-24-2000	L, 54-77 - Oxford, Miss.
03-03-1929	L, 32-34 - Atlanta, Ga.
02-24-28	W, 40-35 - Atlanta, Ga.



MEMPHIS

MEMPHIS LEADS 29-15

In Oxford: Ole Miss leads 11-6
In Memphis: Memphis leads 21-3
Neutral Site: Memphis leads 1-2
In OT: Memphis leads 3-0

12-03-2022	L, 57-68 - Memphis, Tenn.
12-04-21	W, 67-63 - Oxford, Miss.
11-23-19	L, 86-87 - Memphis, Tenn.
12-03-16	W, 85-77 - Oxford, Miss.
12-18-15	W, 85-79 - Memphis, Tenn.
03-19-10	W, 90-81 - Oxford, Miss.
12-09-06	L, 70-82 - Memphis, Tenn.
12-17-05	L, 49-72 - Oxford, Miss.
12-11-04	W, 65-53 - Memphis, Tenn.
12-06-03	L, 62-73 - Oxford, Miss.
12-19-02	L, 51-58 - Memphis, Tenn.
12-07-01	W, 71-67 - Oxford, Miss.
12-09-00	W, 64-56 - Memphis, Tenn.
12-11-1999	W, 74-64 - Oxford, Miss.
12-12-98	L, 72-78 (ot) - Memphis, Tenn.
12-17-85	L, 56-73 - Memphis, Tenn.
12-11-84	L, 52-57 (ot) - Oxford, Miss.
12-13-83	L, 55-73 - Memphis, Tenn.
12-30-82	L, 58-63 - Oxford, Miss.

12-29-81	L, 55-61 (ot) - Memphis, Tenn.
12-30-80	L, 64-69 - Oxford, Miss.
12-22-79	L, 75-80 - Memphis, Tenn.
12-26-78	W, 92-89 - Jackson, Miss.
12-20-77	L, 67-70 - Memphis, Tenn.
12-21-76	L, 83-88 - Memphis, Tenn.
12-10-71	L, 71-74 - Nashville, Tenn.
12-21-63	L, 78-98 - Memphis, Tenn.
12-07-63	L, 57-59 - Jackson, Miss.
12-22-62	L, 62-70 - Memphis, Tenn.
01-28-61	L, 61-88 - Memphis, Tenn.
01-23-60	L, 57-96 - Memphis, Tenn.
01-24-59	L, 63-65 - Memphis, Tenn.
01-25-58	L, 62-85 - Memphis, Tenn.
02-09-54	L, 75-82 - Memphis, Tenn.
02-18-53	L, 65-72 - Memphis, Tenn.
02-11-52	L, 42-47 - Memphis, Tenn.
02-03-25	W, 45-14 - Oxford, Miss.
02-02-25	W, 52-19 - Oxford, Miss.
01-12-24	W, 20-14 - Oxford, Miss.
01-11-24	W, 43-18 - Oxford, Miss.
01-13-23	W, 25-16 - Oxford, Miss.
01-12-23	L, 14-16 - Oxford, Miss.
01-28-10	L, 11-23 - Memphis, Tenn.



MOUNT ST. MARY'S

FIRST MEETING



UCF

OLE MISS LEADS 3-1

In Oxford: Ole Miss leads 2-1
In Orlando: Ole Miss leads 1-0

12-14-2023	L, 61-72 - Oxford, Miss.
01-05-10	W, 84-56 - Oxford, Miss.
11-26-08	W, 78-46 - Oxford, Miss.
12-08-07	W, 76-67 - Orlando, Fla.



CALIFORNIA

OLE MISS LEADS 1-0

In Berkeley: Cal leads 1-0

03-16-2011	L, 74-77 - Berkeley, Calif.
------------	-----------------------------



TROY

OLE MISS LEADS 10-0

In Oxford: Ole Miss leads 9-0
In Troy: Ole Miss leads 1-0
In OT: Ole Miss leads 1-0

12-22-2015	W, 83-80 (ot) - Oxford, Miss.
11-17-14	W, 74-64 - Troy, Ala.
11-08-13	W, 69-54 - Oxford, Miss.
03-17-10	W, 84-65 - Oxford, Miss.
11-27-07	W, 102-76 - Oxford, Miss.
12-15-04	W, 81-49 - Oxford, Miss.
12-18-00	W, 92-65 - Oxford, Miss.
11-28-1981	W, 76-56 - Oxford, Miss.
12-01-59	W, 79-71 - Oxford, Miss.
12-01-58	W, 62-50 - Oxford, Miss.



SOUTHERN MISS

OLE MISS LEADS 18-6

In Oxford: Ole Miss leads 9-0
In Hattiesburg: Tied 4-4
Neutral Site: Ole Miss leads 5-2
In OT: Ole Miss leads 1-0

12-17-2011	L, 82-86 - Hattiesburg, Miss.
12-04-10	W, 86-81 - Oxford, Miss.
12-05-09	W, 81-79 - Oxford, Miss.
12-30-08	L, 59-78 - Biloxi, Miss.
12-28-07	W, 78-58 - Southaven, Miss.
12-19-1995	W, 113-107 (ot) - Oxford, Miss.
12-22-94	L, 69-76 - Hattiesburg, Miss.
12-18-93	W, 78-74 - Biloxi, Miss.
03-13-87	L, 75-93 - Hattiesburg, Miss.
12-19-79	W, 68-65 - Jackson, Miss.
12-27-77	W, 64-60 - Jackson, Miss.
12-30-76	W, 84-75 - Jackson, Miss.
12-18-75	L, 77-80 - Jackson, Miss.
12-12-73	W, 79-75 - Hattiesburg, Miss.
12-11-72	W, 88-60 - Oxford, Miss.
12-15-71	W, 107-90 - Hattiesburg, Miss.
12-15-70	W, 109-100 - Oxford, Miss.
12-15-66	L, 73-82 - Hattiesburg, Miss.
12-17-65	W, 94-75 - Oxford, Miss.
01-30-36	W, 40-28 - Hattiesburg, Miss.
01-31-35	W, 40-38 - Hattiesburg, Miss.
01-13-31	W, 37-12 - Oxford, Miss.
01-27-22	W, 42-16 - Oxford, Miss.
01-28-22	W, 24-18 - Oxford, Miss.



BRYANT

FIRST MEETING



TENNESSEE

TENNESSEE LEADS 78-45

In Oxford: Tennessee leads 28-26
In Knoxville: Tennessee leads 44-12
Neutral Site: Ole Miss leads 7-6
In OT: Ole Miss leads 5-2

- 03-09-2023 L, 55-70 - Nashville, Tenn.
12-28-23 L, 59-63 - Oxford, Miss.
01-05-22 L, 60-66(ot) - Knoxville, Tenn.
02-02-21 W, 52-50 - Oxford, Miss.
01-21-20 L, 48-73 - Knoxville, Tenn.
02-27-19 L, 71-73 - Oxford, Miss.
02-24-18 L, 65-73 - Oxford, Miss.
02-03-18 L, 61-94 - Knoxville, Tenn.
02-08-17 L, 66-75 - Knoxville, Tenn.
01-17-17 W, 80-69 - Oxford, Miss.
03-05-16 W, 83-60 - Knoxville, Tenn.
02-21-15 W, 59-57 - Oxford, Miss.
01-29-14 L, 70-86 - Knoxville, Tenn.
01-09-13 W, 92-74 - Knoxville, Tenn.
01-24-13 W, 62-56 - Oxford, Miss.
03-09-12 W, 77-72(ot) - New Orleans, La.
02-22-12 L, 60-73 - Knoxville, Tenn.
01-29-11 L, 57-74 - Oxford, Miss.
03-12-10 L, 65-76 - Nashville, Tenn.
01-16-10 L, 69-71(ot) - Knoxville, Tenn.
02-18-09 W, 81-65 - Oxford, Miss.
01-09-08 L, 83-85 - Knoxville, Tenn.
01-24-07 W, 83-69 - Oxford, Miss.
02-04-06 L, 72-86 - Knoxville, Tenn.
02-19-05 W, 60-58 - Oxford, Miss.
02-18-04 L, 66-83 - Knoxville, Tenn.
01-11-03 L, 64-66 - Oxford, Miss.
01-06-02 L, 76-82 - Knoxville, Tenn.
03-09-01 W, 86-73 - Nashville, Tenn.
02-10-01 W, 87-71 - Oxford, Miss.
01-15-00 L, 60-98 - Knoxville, Tenn.
02-17-1999 L, 67-69 - Oxford, Miss.
01-17-98 L, 67-77 - Knoxville, Tenn.
01-22-97 W, 70-48 - Oxford, Miss.
01-31-96 L, 52-67 - Knoxville, Tenn.
02-22-95 L, 61-75 - Oxford, Miss.
02-16-94 L, 69-72 - Knoxville, Tenn.
01-30-93 L, 62-75 - Oxford, Miss.
02-19-92 L, 86-98 - Knoxville, Tenn.
03-07-91 L, 85-94 - Nashville, Tenn.
02-27-91 W, 93-88 - Knoxville, Tenn.
01-26-91 W, 75-72 - Oxford, Miss.
03-08-90 W, 87-86 - Orlando, Fla.
02-14-90 W, 81-80 - Oxford, Miss.
12-16-89 L, 67-71 - Knoxville, Tenn.
02-15-89 L, 71-83 - Knoxville, Tenn.
11-28-88 L, 76-84 - Oxford, Miss.
02-06-88 W, 81-73 - Oxford, Miss.
01-06-88 L, 68-77 - Knoxville, Tenn.
02-02-87 W, 71-70 - Oxford, Miss.
01-31-87 W, 73-70(ot) - Knoxville, Tenn.
03-05-86 W, 73-56 - Lexington, Ky.
02-05-86 W, 59-55 - Oxford, Miss.
01-04-86 L, 66-74 - Knoxville, Tenn.
02-06-85 W, 58-57 - Knoxville, Tenn.
01-05-85 L, 63-70 - Oxford, Miss.
02-04-84 W, 57-56 - Oxford, Miss.
01-08-84 L, 59-83 - Knoxville, Tenn.
02-05-83 L, 53-65 - Knoxville, Tenn.
01-08-83 W, 56-55 - Oxford, Miss.
02-03-82 W, 55-53 - Knoxville, Tenn.
01-06-82 L, 55-62 - Oxford, Miss.
03-04-81 W, 81-71 - Birmingham, Ala.
02-04-81 W, 71-52 - Oxford, Miss.

- 01-07-81 L, 68-73 - Knoxville, Tenn.
02-27-80 W, 76-74 - Birmingham, Ala.
01-30-80 W, 66-61 - Knoxville, Tenn.
01-02-80 L, 65-66 - Oxford, Miss.
01-27-79 W, 65-64 - Knoxville, Tenn.
01-03-79 L, 67-72 - Oxford, Miss.
02-04-78 L, 67-85 - Knoxville, Tenn.
01-07-78 W, 73-68 - Oxford, Miss.
02-14-77 L, 75-87 - Knoxville, Tenn.
01-17-77 L, 72-86 - Oxford, Miss.
02-21-76 L, 81-105 - Knoxville, Tenn.
01-24-76 L, 53-56 - Oxford, Miss.
02-10-75 W, 88-81(ot) - Oxford, Miss.
01-11-75 L, 82-102 - Knoxville, Tenn.
02-11-74 L, 57-65 - Knoxville, Tenn.
01-12-74 W, 69-57 - Oxford, Miss.
02-12-73 L, 49-51 - Knoxville, Tenn.
01-08-73 L, 45-61 - Knoxville, Tenn.
02-14-72 L, 58-68 - Oxford, Miss.
01-10-72 L, 70-73 - Knoxville, Tenn.
02-08-71 L, 74-80 - Knoxville, Miss.
01-04-71 L, 85-98 - Oxford, Miss.
02-09-70 L, 60-72 - Oxford, Miss.
01-05-70 W, 59-57(2ot) - Knoxville, Tenn.
02-10-69 L, 45-61 - Knoxville, Tenn.
01-06-69 L, 54-59 - Oxford, Miss.
02-03-68 L, 46-88 - Knoxville, Tenn.
01-27-68 L, 65-66 - Oxford, Miss.
02-04-67 W, 56-53(ot) - Oxford, Miss.
01-28-67 L, 49-62 - Knoxville, Tenn.
01-08-66 L, 55-102 - Knoxville, Tenn.
02-08-65 L, 50-96 - Oxford, Miss.
02-10-64 L, 54-92 - Knoxville, Tenn.
02-11-63 W, 85-78 - Oxford, Miss.
02-12-62 W, 98-81 - Knoxville, Tenn.
02-13-61 W, 57-55 - Oxford, Miss.
02-08-60 L, 71-81 - Knoxville, Tenn.
02-09-59 L, 82-85 - Oxford, Miss.
02-10-58 L, 63-68 - Knoxville, Tenn.
02-11-57 L, 88-98 - Oxford, Miss.
02-13-56 L, 63-65 - Knoxville, Tenn.
02-14-55 L, 78-84 - Oxford, Miss.
02-15-54 W, 92-73 - Knoxville, Tenn.
01-05-53 L, 71-81 - Oxford, Miss.
01-12-52 L, 69-76 - Knoxville, Tenn.
02-10-51 L, 65-67 - Oxford, Miss.
02-25-50 L, 57-79 - Knoxville, Tenn.
03-04-49 L, 49-74 - Louisville, Ky.
03-05-48 L, 62-81 - Louisville, Ky.
02-10-47 L, 28-61 - Knoxville, Tenn.
01-11-46 L, 42-65 - Oxford, Miss.
03-01-45 L, 37-59 - Louisville, Ky.
01-10-42 L, 39-42 - Oxford, Miss.
02-08-41 L, 29-61 - Knoxville, Tenn.
03-03-38 W, 45-40 - Baton Rouge, La.
02-12-27 W, 39-34 - Knoxville, Tenn.
01-10-25 L, 13-15 - Knoxville, Tenn.
01-28-24 W, 36-17 - Oxford, Miss.
01-29-24 W, 24-13 - Oxford, Miss.



FLORIDA

FLORIDA LEADS 70-48

In Oxford: Ole Miss leads 32-23
In Gainesville: Florida leads 43-12
Neutral Site: Tied 4-4
In OT: Florida leads 6-1

- 02-15-2023 L, 64-79 - Gainesville, Fla.
02-05-22 L, 57-62(ot) - Gainesville, Fla.
01-24-22 W, 70-54 - Oxford, Miss.

- 01-12-21 L, 63-72 - Gainesville, Fla.
02-08-20 W, 68-51 - Oxford, Miss.
01-14-20 L, 55-71 - Gainesville, Fla.
01-30-19 L, 86-90(ot) - Gainesville, Fla.
01-13-18 W, 78-72 - Oxford, Miss.
01-03-17 L, 63-70 - Gainesville, Fla.
02-09-16 L, 72-77 - Gainesville, Fla.
01-16-16 L, 71-80 - Oxford, Miss.
02-12-15 W, 62-61 - Gainesville, Fla.
01-24-15 W, 72-71 - Oxford, Miss.
02-22-14 L, 71-75 - Oxford, Miss.
03-17-13 W, 66-63 - Nashville, Tenn.
02-02-13 L, 64-78 - Gainesville, Fla.
01-26-12 L, 60-64 - Oxford, Miss.
01-08-11 L, 71-77 - Gainesville, Fla.
02-20-10 L, 61-64 - Oxford, Miss.
01-10-09 L, 68-78 - Gainesville, Fla.
01-16-08 W, 89-87 - Oxford, Miss.
03-10-07 L, 59-80 - Atlanta, Ga.
01-20-07 L, 70-79 - Gainesville, Fla.
01-31-06 L, 58-69 - Oxford, Miss.
02-16-05 L, 53-90 - Gainesville, Fla.
02-21-04 L, 66-81 - Oxford, Miss.
02-12-03 L, 55-74 - Gainesville, Fla.
02-16-02 W, 68-51 - Oxford, Miss.
03-10-01 W, 74-69 - Nashville, Tenn.
02-21-01 L, 55-75 - Gainesville, Fla.
03-09-00 L, 67-89 - Atlanta, Ga.
01-08-00 L, 71-75 - Oxford, Miss.
02-06-1999 W, 79-68 - Gainesville, Fla.
01-07-98 W, 90-79 - Oxford, Miss.
02-23-97 W, 67-65 - Gainesville, Fla.
03-07-96 L, 62-75 - New Orleans, La.
01-20-96 L, 55-59 - Oxford, Miss.
03-09-95 L, 59-63 - Atlanta, Ga.
01-28-95 L, 57-72 - Gainesville, Fla.
02-09-94 L, 55-74 - Oxford, Miss.
03-11-93 W, 67-62 - Lexington, Ky.
02-17-93 L, 47-94 - Gainesville, Fla.
02-12-92 L, 84-86(ot) - Oxford, Miss.
02-02-91 L, 81-91(2ot) - Oxford, Miss.
01-02-91 L, 49-65 - Gainesville, Fla.
02-03-90 W, 83-63 - Gainesville, Fla.
01-02-90 W, 75-60 - Oxford, Miss.
02-05-89 L, 67-78 - Gainesville, Fla.
01-05-89 W, 80-71 - Oxford, Miss.
02-17-88 W, 82-75 - Oxford, Miss.
01-16-88 L, 72-77 - Gainesville, Fla.
02-11-87 L, 62-85 - Gainesville, Fla.
01-10-87 L, 72-80 - Oxford, Miss.
02-12-86 L, 57-66 - Gainesville, Fla.
01-11-86 W, 79-67 - Oxford, Miss.
02-13-85 W, 56-54 - Oxford, Miss.
01-12-85 L, 64-82 - Gainesville, Fla.
02-24-84 L, 53-59 - Oxford, Miss.
01-29-84 L, 48-78 - Gainesville, Fla.
02-26-83 L, 64-75 - Gainesville, Fla.
01-29-83 W, 67-61 - Oxford, Miss.
02-13-82 W, 58-57(ot) - Gainesville, Fla.
01-16-82 W, 69-67 - Oxford, Miss.
02-14-81 W, 66-52 - Oxford, Miss.
01-17-81 L, 71-74 - Gainesville, Fla.
02-09-80 W, 57-54 - Gainesville, Fla.
01-12-80 W, 85-65 - Oxford, Miss.
02-12-79 W, 67-65 - Gainesville, Fla.
01-15-79 W, 58-47 - Oxford, Miss.
02-20-78 L, 63-80 - Gainesville, Fla.
01-23-78 L, 56-61 - Oxford, Miss.
02-26-77 L, 78-84 - Gainesville, Fla.
01-29-77 W, 90-83 - Oxford, Miss.
03-06-76 W, 94-83 - Gainesville, Fla.
01-03-76 L, 58-70 - Oxford, Miss.
02-22-75 W, 101-92 - Oxford, Miss.
01-20-75 L, 80-85 - Gainesville, Fla.
02-23-74 L, 61-77 - Gainesville, Fla.
01-21-74 W, 83-73 - Oxford, Miss.
02-26-73 W, 97-80 - Oxford, Miss.
01-29-73 L, 59-65 - Gainesville, Fla.
02-28-72 W, 87-74 - Gainesville, Fla.
01-31-72 W, 86-72 - Oxford, Miss.

- 02-22-71 L, 68-85 - Oxford, Miss.
01-25-71 L, 86-106 - Gainesville, Fla.
02-23-70 L, 62-63 - Gainesville, Fla.
01-26-70 W, 79-77 - Oxford, Miss.
02-24-69 W, 79-77 - Oxford, Miss.
01-27-69 L, 66-88 - Gainesville, Fla.
01-08-68 L, 75-94 - Gainesville, Fla.
01-03-68 L, 68-70 - Oxford, Miss.
01-09-67 L, 63-78 - Oxford, Miss.
12-31-66 L, 64-79 - Gainesville, Fla.
01-29-66 L, 61-96 - Oxford, Miss.
01-15-66 L, 49-79 - Gainesville, Fla.
02-15-65 L, 53-85 - Gainesville, Fla.
01-16-65 L, 39-60 - Oxford, Miss.
02-17-64 W, 97-91 - Oxford, Miss.
02-18-63 W, 72-63 - Gainesville, Fla.
02-19-62 L, 62-63 - Oxford, Miss.
02-20-61 L, 77-81(ot) - Gainesville, Fla.
02-13-60 W, 90-81 - Oxford, Miss.
02-16-59 L, 97-102(ot) - Gainesville, Fla.
12-29-58 W, 71-47 - Jacksonville, Fla.
02-17-58 W, 67-65 - Oxford, Miss.
02-18-57 L, 81-92 - Gainesville, Fla.
02-20-56 W, 90-77 - Oxford, Miss.
02-21-55 L, 72-78 - Gainesville, Fla.
02-22-54 W, 86-66 - Oxford, Miss.
02-28-53 W, 64-61 - Gainesville, Fla.
02-02-52 W, 56-45 - Oxford, Miss.
01-10-51 L, 58-69 - Gainesville, Fla.
01-09-50 W, 54-46 - Gainesville, Fla.
02-19-49 L, 61-63 - Oxford, Miss.
12-17-42 W, 51-44 - Oxford, Miss.
12-16-42 W, 35-32 - Oxford, Miss.
02-13-42 L, 35-46 - Gainesville, Fla.
12-18-40 L, 27-35 - Oxford, Miss.



VANDERBILT

VANDERBILT LEADS 79-48

In Oxford: Ole Miss leads 33-24
In Nashville: Vanderbilt leads 51-11
Neutral Site: Tied 4-4
In OT: Tied 4-4

- 02-04-2023 L, 71-74 - Nashville, Tenn.
03-05-22 L, 61-63 - Oxford, Miss.
03-06-21 W, 56-46 - Oxford, Miss.
02-27-21 L, 70-75 - Nashville, Tenn.
02-29-20 W, 86-60 - Oxford, Miss.
01-05-19 W, 81-71 - Nashville, Tenn.
03-03-18 L, 69-82 - Oxford, Miss.
02-04-17 W, 81-74 - Nashville, Tenn.
02-06-16 W, 85-78 - Oxford, Miss.
03-07-15 L, 77-86 - Oxford, Miss.
03-08-14 W, 65-62 - Oxford, Miss.
01-22-14 W, 63-52 - Nashville, Tenn.
03-16-13 W, 64-52 - Nashville Tenn. (neutral)
01-15-13 W, 89-79(ot) - Nashville, Tenn.
03-10-12 L, 53-65 - New Orleans, La.
02-16-12 L, 72-102 - Oxford, Miss.
01-19-11 L, 74-84 - Nashville, Tenn.
02-18-10 L, 78-82 - Oxford, Miss.
02-07-09 L, 61-71 - Nashville, Tenn.
01-30-08 W, 74-58 - Oxford, Miss.
01-27-07 L, 80-85 - Nashville, Tenn.
03-01-06 L, 62-77 - Oxford, Miss.
01-29-05 L, 51-73 - Nashville, Tenn.
03-11-04 L, 50-70 - Atlanta, Ga.
02-25-04 L, 65-77 - Oxford, Miss.
02-01-03 L, 68-76 - Nashville, Tenn.
01-30-02 W, 73-61 - Oxford, Miss.

01-06-01 W, 81-68 - Nashville, Tenn.
 02-26-00 W, 75-67 - Oxford, Miss.
 01-02-1999 L, 64-69 - Nashville, Tenn.
 02-11-98 W, 87-76 - Oxford, Miss.
 03-07-97 W, 64-62 - Memphis, Tenn.
 01-18-97 L, 64-67 - Nashville, Tenn.
 02-10-96 W, 78-55 - Oxford, Miss.
 01-25-95 L, 75-82 - Nashville, Tenn.
 02-23-94 W, 77-72 (ot) - Oxford, Miss.
 02-10-93 L, 59-89 - Nashville, Tenn.
 02-01-92 W, 84-72 - Oxford, Miss.
 02-23-91 W, 74-58 - Oxford, Miss.
 01-23-91 L, 52-89 - Nashville, Tenn.
 03-09-90 W, 65-62 - Orlando, Fla.
 02-10-90 W, 68-67 - Oxford, Miss.
 01-10-90 L, 79-86 - Nashville, Tenn.
 02-11-89 L, 69-71 - Nashville, Tenn.
 01-11-89 L, 65-72 (ot) - Oxford, Miss.
 02-13-88 L, 68-93 - Nashville, Tenn.
 01-13-88 L, 57-60 - Oxford, Miss.
 02-09-87 W, 77-54 - Oxford, Miss.
 01-07-87 L, 59-66 - Nashville, Tenn.
 02-01-86 L, 63-66 - Nashville, Tenn.
 01-02-86 L, 70-81 - Oxford, Miss.
 02-04-85 W, 60-55 - Oxford, Miss.
 01-01-85 L, 61-63 - Nashville, Tenn.
 03-07-84 L, 57-77 - Nashville, Tenn. (neutral)
 03-03-84 L, 60-70 - Nashville, Tenn.
 01-04-84 L, 55-76 - Oxford, Miss.
 03-05-83 W, 62-51 - Oxford, Miss.
 01-05-83 W, 77-62 - Nashville, Tenn.
 02-17-82 W, 51-48 (4ot) - Oxford, Miss.
 01-20-82 L, 55-65 - Nashville, Tenn.
 03-06-81 W, 71-51 - Birmingham, Ala.
 02-18-81 L, 50-52 - Nashville, Tenn.
 01-21-81 W, 46-44 - Oxford, Miss.
 02-13-80 W, 89-78 - Oxford, Miss.
 01-16-80 W, 67-66 - Nashville, Tenn.
 02-03-79 L, 58-66 - Oxford, Miss.
 01-06-79 L, 70-94 - Nashville, Tenn.
 02-11-78 W, 61-57 - Oxford, Miss.
 01-14-78 L, 63-66 - Nashville, Tenn.
 02-19-77 W, 75-66 - Oxford, Miss.
 01-22-77 L, 72-77 (ot) - Nashville, Tenn.
 03-01-76 W, 81-72 - Oxford, Miss.
 02-02-76 L, 60-61 - Nashville, Tenn.
 02-24-75 L, 80-86 - Nashville, Tenn.
 01-25-75 L, 66-80 - Oxford, Miss.
 02-25-74 L, 68-84 - Oxford, Miss.
 01-26-74 L, 56-71 - Nashville, Tenn.
 01-17-73 L, 49-59 - Oxford, Miss.
 12-13-72 L, 57-59 - Nashville, Tenn.
 02-16-72 L, 83-89 - Nashville, Tenn.
 01-26-72 W, 92-65 - Oxford, Miss.
 02-10-71 W, 94-88 - Oxford, Miss.
 12-22-70 L, 112-130 - Nashville, Tenn.
 02-11-70 W, 83-80 - Nashville, Tenn.
 12-03-69 L, 75-87 - Oxford, Miss.
 02-12-69 W, 75-67 - Oxford, Miss.
 01-13-69 L, 55-62 - Nashville, Tenn.
 02-10-68 L, 72-90 - Oxford, Miss.
 01-13-68 L, 70-96 - Nashville, Tenn.
 02-11-67 L, 67-72 - Nashville, Tenn.
 01-14-67 L, 70-78 (ot) - Oxford, Miss.
 01-10-66 L, 58-106 - Nashville, Tenn.
 01-25-65 L, 70-84 - Oxford, Miss.
 01-13-64 L, 81-88 - Nashville, Tenn.
 01-14-63 L, 72-79 - Oxford, Miss.
 01-15-62 L, 58-80 - Nashville, Tenn.
 01-16-61 W, 74-72 - Oxford, Miss.
 01-09-60 L, 58-66 - Nashville, Tenn.
 01-10-59 L, 74-79 (ot) - Oxford, Miss.
 01-11-58 L, 59-68 - Nashville, Tenn.
 01-12-57 W, 68-66 - Oxford, Miss.
 12-08-56 L, 61-90 - Nashville, Tenn.
 01-14-56 L, 73-85 - Nashville, Tenn.
 01-17-55 W, 77-63 - Oxford, Miss.
 01-01-55 L, 69-94 - Nashville, Tenn.
 01-18-54 W, 78-74 - Nashville, Tenn.
 02-16-53 W, 79-65 - Oxford, Miss.
 02-04-52 L, 51-59 - Nashville, Tenn.

01-13-51 L, 63-70 - Oxford, Miss.
 02-16-50 L, 47-80 - Nashville, Tenn.
 01-16-50 L, 37-44 - Oxford, Miss.
 02-07-49 L, 52-64 - Nashville, Tenn.
 01-15-49 L, 49-62 - Oxford, Miss.
 12-19-47 L, 49-71 - Nashville, Tenn.
 12-06-47 W, 53-42 - Oxford, Miss.
 02-08-47 L, 41-55 - Nashville, Tenn.
 01-19-46 L, 31-39 - Nashville, Tenn.
 02-05-43 L, 30-55 - Nashville, Tenn.
 01-30-43 W, 49-44 - Oxford, Miss.
 02-07-42 W, 38-31 - Oxford, Miss.
 02-07-41 L, 47-80 - Nashville, Tenn.
 12-31-37 W, 68-30 - Nashville, Tenn.
 02-20-29 W, 48-46 (ot) - Nashville, Tenn.
 02-26-27 L, 20-32 - Atlanta, Ga.
 02-10-27 L, 32-33 - Nashville, Tenn.
 01-21-26 W, 32-18 - Oxford, Miss.
 01-08-25 L, 18-19 - Nashville, Tenn.



LSU

LSU LEADS 126-90

In Oxford: Ole Miss leads 55-42
 In Baton Rouge: LSU leads 77-31
 Neutral Site: LSU leads 7-4
 In OT: LSU leads 6-4

02-25-2023 W, 82-69 - Oxford, Miss.
 02-01-22 W, 76-72 - Baton Rouge, La.
 03-12-21 L, 73-76 - Nashville, Tenn.
 01-09-21 L, 61-75 - Oxford, Miss.
 02-01-20 L, 63-73 - Baton Rouge, La.
 01-18-20 L, 76-80 - Oxford, Miss.
 01-15-19 L, 69-83 - Oxford, Miss.
 02-10-18 L, 66-82 - Baton Rouge, La.
 02-14-17 W, 96-76 - Oxford, Miss.
 01-13-16 L, 81-90 - Baton Rouge, La.
 02-28-15 L, 63-73 - Baton Rouge, La.
 01-14-15 L, 71-75 - Oxford, Miss.
 01-15-14 W, 88-74 (ot) - Oxford, Miss.
 03-09-13 W, 81-67 - Baton Rouge, La.
 02-25-12 W, 72-48 - Oxford, Miss.
 01-07-12 L, 55-81 - Baton Rouge, La.
 02-09-11 W, 66-60 - Oxford, Miss.
 01-22-11 W, 78-51 - Baton Rouge, La.
 03-04-10 W, 72-59 - Oxford, Miss.
 01-23-10 W, 73-63 - Baton Rouge, La.
 02-14-09 L, 66-73 - Baton Rouge, La.
 01-17-09 L, 51-83 - Oxford, Miss.
 02-23-08 L, 49-69 - Baton Rouge, La.
 01-12-08 W, 74-71 - Oxford, Miss.
 03-09-07 W, 80-60 - Atlanta, Ga.
 02-14-07 W, 71-70 - Oxford, Miss.
 01-17-07 L, 66-62 - Baton Rouge, La.
 03-04-06 L, 52-55 - Baton Rouge, La.
 01-28-06 L, 73-79 - Oxford, Miss.
 03-02-05 L, 53-58 - Oxford, Miss.
 01-26-05 L, 60-70 - Baton Rouge, La.
 03-03-04 L, 45-58 - Baton Rouge, La.
 01-21-04 W, 53-49 - Oxford, Miss.
 03-05-03 L, 64-77 - Oxford, Miss.
 01-18-03 W, 67-57 - Baton Rouge, La.
 02-27-02 L, 56-59 - Baton Rouge, La.
 01-23-02 W, 70-55 - Oxford, Miss.
 02-28-01 L, 77-78 (ot) - Baton Rouge, La.
 02-07-01 W, 50-33 - Oxford, Miss.
 03-04-00 L, 60-64 - Baton Rouge, La.
 02-16-00 L, 53-97 - Oxford, Miss.
 02-27-1999 W, 79-57 - Oxford, Miss.
 02-03-99 W, 82-66 - Baton Rouge, La.
 02-18-98 W, 83-57 - Baton Rouge, La.

01-21-98 W, 80-58 - Oxford, Miss.
 02-26-97 W, 74-68 - Oxford, Miss.
 02-05-97 W, 79-73 - Baton Rouge, La.
 02-28-96 W, 75-48 - Oxford, Miss.
 02-03-96 L, 66-71 - Baton Rouge, La.
 02-15-95 W, 102-90 - Oxford, Miss.
 01-21-95 L, 81-87 (ot) - Baton Rouge, La.
 03-05-94 W, 93-78 - Oxford, Miss.
 01-29-94 L, 66-90 - Baton Rouge, La.
 03-12-93 L, 70-89 - Lexington, Ky.
 03-06-93 L, 56-71 - Baton Rouge, La.
 01-23-93 W, 71-62 - Oxford, Miss.
 02-25-92 L, 69-100 - Baton Rouge, La.
 01-25-92 L, 73-83 - Oxford, Miss.
 02-20-91 L, 78-89 - Oxford, Miss.
 01-19-91 L, 71-87 - Baton Rouge, La.
 03-03-90 L, 94-103 - Baton Rouge, La.
 01-31-90 L, 77-79 - Oxford, Miss.
 03-04-89 W, 113-112 (ot) - Oxford, Miss.
 02-01-89 L, 75-105 - Baton Rouge, La.
 02-10-88 L, 57-78 - Baton Rouge, La.
 01-09-88 L, 61-69 (ot) - Oxford, Miss.
 02-04-87 L, 75-82 (ot) - Baton Rouge, La.
 01-05-87 W, 73-63 - Oxford, Miss.
 02-15-86 W, 58-57 - Oxford, Miss.
 01-12-86 L, 68-86 - Baton Rouge, La.
 01-17-85 W, 68-65 - Oxford, Miss.
 12-05-84 L, 64-89 - Baton Rouge, La.
 02-12-84 L, 61-65 - Oxford, Miss.
 01-14-84 L, 70-93 - Baton Rouge, La.
 02-12-83 L, 63-72 - Baton Rouge, La.
 01-15-83 L, 68-71 - Oxford, Miss.
 03-04-82 W, 59-52 - Lexington, Ky.
 02-24-82 W, 74-61 - Oxford, Miss.
 01-27-82 L, 46-53 - Baton Rouge, La.
 02-25-81 L, 67-74 - Baton Rouge, La.
 01-28-81 L, 59-63 - Oxford, Miss.
 02-21-80 L, 74-77 - Oxford, Miss.
 01-23-80 L, 66-72 - Baton Rouge, La.
 02-17-79 L, 62-67 - Baton Rouge, La.
 01-20-79 L, 69-70 (ot) - Oxford, Miss.
 02-25-78 L, 75-94 - Baton Rouge, La.
 01-28-78 L, 61-74 - Oxford, Miss.
 03-05-77 W, 90-68 - Oxford, Miss.
 01-03-77 L, 68-75 - Baton Rouge, La.
 02-07-76 L, 57-67 - Oxford, Miss.
 01-10-76 L, 74-100 - Baton Rouge, La.
 03-08-75 L, 86-91 - Oxford, Miss.
 02-01-75 L, 86-94 - Baton Rouge, La.
 03-04-74 W, 82-74 - Baton Rouge, La.
 02-02-74 L, 77-63 - Oxford, Miss.
 03-03-73 L, 69-70 - Baton Rouge, La.
 02-03-73 W, 84-59 - Oxford, Miss.
 03-04-72 W, 101-78 - Oxford, Miss.
 02-05-72 L, 66-67 - Baton Rouge, La.
 02-27-71 W, 62-54 - Oxford, Miss.
 01-30-71 W, 113-90 - Baton Rouge, La.
 02-28-70 L, 90-103 - Oxford, Miss.
 01-31-70 L, 86-109 - Baton Rouge, La.
 03-01-69 W, 78-76 - Oxford, Miss.
 02-01-69 W, 84-81 (ot) - Baton Rouge, La.
 02-24-68 W, 87-85 - Oxford, Miss.
 12-19-67 L, 68-81 - Baton Rouge, La.
 02-25-67 W, 89-77 - Baton Rouge, La.
 12-19-66 W, 74-67 - Oxford, Miss.
 02-12-66 L, 68-90 - Baton Rouge, La.
 01-03-66 W, 81-80 - Oxford, Miss.
 02-22-65 L, 56-60 - Baton Rouge, La.
 02-01-65 L, 56-58 - Oxford, Miss.
 02-22-64 L, 80-86 - Oxford, Miss.
 02-01-64 L, 67-77 - Baton Rouge, La.
 02-25-63 L, 61-80 - Baton Rouge, La.
 02-04-63 W, 60-48 - Oxford, Miss.
 02-26-62 W, 74-68 - Oxford, Miss.
 02-05-62 L, 59-70 - Baton Rouge, La.
 02-27-61 W, 48-46 - Baton Rouge, La.
 02-06-61 L, 69-75 - Oxford, Miss.
 02-22-60 W, 90-70 - Oxford, Miss.
 02-01-60 W, 76-71 - Baton Rouge, La.
 02-23-59 L, 93-99 - Baton Rouge, La.
 02-02-59 W, 80-69 - Oxford, Miss.

12-30-58 L, 55-69 - Jacksonville, Fla.
 02-24-58 W, 85-75 - Oxford, Miss.
 02-03-58 W, 76-63 - Baton Rouge, La.
 02-23-57 W, 83-76 - Baton Rouge, La.
 02-02-57 W, 79-73 - Oxford, Miss.
 02-27-56 W, 81-70 - Oxford, Miss.
 02-06-56 L, 76-100 - Baton Rouge, La.
 02-28-55 L, 65-68 - Baton Rouge, La.
 01-31-55 W, 89-69 - Oxford, Miss.
 03-01-54 L, 53-76 - Oxford, Miss.
 02-01-54 L, 52-53 - Baton Rouge, La.
 02-23-53 L, 48-63 - Baton Rouge, La.
 01-12-53 L, 66-67 - Oxford, Miss.
 03-01-52 L, 60-75 - Louisville, Ky.
 02-18-52 L, 67-78 - Baton Rouge, La.
 01-30-52 W, 68-65 - Baton Rouge, La.
 12-14-51 L, 69-81 - Oxford, Miss.
 03-01-51 L, 57-62 - Louisville, Ky.
 02-17-51 W, 69-48 - Baton Rouge, La.
 12-16-50 W, 72-67 - Oxford, Miss.
 01-28-50 W, 75-65 - Oxford, Miss.
 12-19-49 L, 61-74 - Baton Rouge, La.
 02-12-49 L, 39-49 - Baton Rouge, La.
 01-31-49 L, 48-58 - Oxford, Miss.
 02-23-48 L, 50-52 (ot) - Baton Rouge, La.
 02-02-48 W, 49-37 - Oxford, Miss.
 02-27-47 L, 36-61 - Louisville, Ky.
 02-03-47 L, 43-63 - Baton Rouge, La.
 01-10-47 L, 43-54 - Oxford, Miss.
 03-01-46 L, 34-59 - Louisville, Ky.
 02-04-46 L, 35-60 - Baton Rouge, La.
 01-12-46 L, 23-53 - Oxford, Miss.
 01-16-43 L, 39-51 - Baton Rouge, La.
 01-08-43 L, 34-54 - Oxford, Miss.
 01-17-42 W, 51-42 - Baton Rouge, La.
 01-09-42 L, 35-56 - Oxford, Miss.
 02-03-41 L, 39-67 - Baton Rouge, La.
 01-10-41 L, 32-56 - Oxford, Miss.
 02-10-40 W, 45-33 - Baton Rouge, La.
 01-14-40 L, 47-51 - Oxford, Miss.
 02-14-39 L, 18-59 - Baton Rouge, La.
 02-13-39 L, 48-50 - Baton Rouge, La.
 01-10-39 L, 34-42 - Oxford, Miss.
 01-09-39 L, 41-42 - Oxford, Miss.
 03-04-38 W, 68-40 - Baton Rouge, La. (neutral)
 01-15-38 W, 47-44 - Baton Rouge, La.
 01-14-38 W, 59-48 - Baton Rouge, La.
 01-14-37 W, 40-27 - Oxford, Miss.
 01-13-37 W, 50-47 - Oxford, Miss.
 02-15-36 W, 69-51 - Oxford, Miss.
 02-14-36 W, 59-47 - Oxford, Miss.
 02-01-36 W, 51-46 - Baton Rouge, La.
 01-31-36 L, 37-54 - Baton Rouge, La.
 02-05-35 L, 33-47 - Baton Rouge, La.
 02-04-35 L, 32-47 - Baton Rouge, La.
 02-13-34 L, 39-49 - Baton Rouge, La.
 02-12-34 L, 33-52 - Baton Rouge, La.
 02-14-33 L, 33-50 - Baton Rouge, La.
 02-13-33 L, 33-53 - Baton Rouge, La.
 01-14-33 W, 34-32 - Oxford, Miss.
 01-13-33 W, 40-37 - Oxford, Miss.
 01-30-32 W, 35-33 - Baton Rouge, La.
 01-29-32 L, 53-55 - Baton Rouge, La.
 01-16-32 W, 24-22 - Oxford, Miss.
 01-15-32 L, 34-37 - Oxford, Miss.
 01-17-31 W, 39-29 - Oxford, Miss.
 01-16-31 L, 24-26 - Oxford, Miss.
 01-18-30 W, 32-29 - Baton Rouge, La.
 01-17-30 W, 47-24 - Baton Rouge, La.
 01-11-30 L, 21-31 - Oxford, Miss.
 01-10-30 W, 31-27 - Oxford, Miss.
 01-19-29 W, 30-25 - Oxford, Miss.
 01-18-29 W, 28-24 - Oxford, Miss.
 01-12-29 W, 34-17 - Baton Rouge, La.
 01-11-29 W, 42-21 - Baton Rouge, La.
 02-25-28 W, 55-28 - Atlanta, Ga.
 01-26-28 L, 33-34 - Oxford, Miss.
 01-25-28 W, 33-23 - Oxford, Miss.
 01-14-28 L, 25-36 - Baton Rouge, La.
 01-13-28 L, 17-20 - Baton Rouge, La.
 01-15-27 L, 21-22 - Baton Rouge, La.

01-14-27 W, 36-16 - Baton Rouge, La.
 01-16-26 W, 43-19 - Baton Rouge, La.
 01-15-26 L, 24-27 - Baton Rouge, La.
 02-19-21 L, 12-46 - Baton Rouge, La.
 02-18-21 W, 23-22 (ot) - Baton Rouge, La.
 02-21-16 L, 29-55 - Oxford, Miss.
 01-15-12 L, 11-33 - Baton Rouge, La.
 01-14-12 L, 15-27 - Baton Rouge, La.
 02-05-10 L, 4-25 - Baton Rouge, La.
 02-04-10 L, 14-39 - Baton Rouge, La.



AUBURN

AUBURN LEADS 81-64

In Oxford: Ole Miss leads 43-25
 In Auburn: Auburn leads 55-17
 Neutral Site: Ole Miss leads 4-1
 In OT: Ole Miss leads 4-3

02-22-2023 L, 74-78 - Auburn, Ala.
 01-10-23 L, 73-82 - Oxford, Miss.
 02-23-22 L, 64-77 - Auburn, Ala.
 01-15-22 L, 71-80 - Oxford, Miss.
 02-06-21 W, 86-84 (ot) - Auburn, Ala.
 01-06-21 W, 72-61 - Oxford, Miss.
 02-25-20 L, 58-67 - Auburn, Ala.
 01-28-20 L, 82-83 (ot) - Oxford, Miss.
 02-13-19 W, 60-55 - Auburn, Ala.
 01-09-19 W, 82-67 - Oxford, Miss.
 01-30-18 L, 70-79 - Oxford, Miss.
 01-09-18 L, 70-85 - Auburn, Ala.
 02-11-17 W, 90-84 - Oxford, Miss.
 01-07-17 W, 88-85 - Auburn, Ala.
 02-20-16 W, 69-59 - Auburn, Ala.
 01-27-16 W, 80-63 - Oxford, Miss.
 02-07-15 W, 86-79 - Auburn, Ala.
 01-09-14 W, 65-62 - Oxford, Miss.
 02-23-13 W, 88-55 - Oxford, Miss.
 01-26-13 W, 63-61 - Auburn, Ala.
 02-11-12 W, 61-54 - Oxford, Miss.
 03-08-12 W, 68-54 - New Orleans, La.
 01-14-12 L, 68-69 (2ot) - Auburn, Ala.
 03-02-11 L, 73-76 - Auburn, Ala.
 02-16-11 W, 90-59 - Oxford, Miss.
 02-24-10 W, 85-75 - Oxford, Miss.
 01-28-10 W, 84-74 - Auburn, Ala.
 02-25-09 L, 64-77 - Auburn, Ala.
 02-04-09 W, 78-59 - Oxford, Miss.
 02-16-08 L, 78-90 - Oxford, Miss.
 01-19-08 L, 77-80 - Auburn, Ala.
 03-03-07 W, 83-79 - Oxford, Miss.
 02-03-07 W, 82-59 - Auburn, Ala.
 02-25-06 L, 54-58 - Oxford, Miss.
 02-08-06 L, 50-58 - Auburn, Ala.
 02-02-05 W, 70-55 - Oxford, Miss.
 01-15-05 W, 79-72 - Auburn, Ala.
 02-14-04 W, 72-68 - Oxford, Miss.
 01-10-04 L, 53-80 - Auburn, Ala.
 02-22-03 L, 75-80 - Oxford, Miss.
 02-05-03 L, 71-77 - Auburn, Ala.
 02-13-02 L, 62-65 - Auburn, Ala.
 01-09-02 W, 69-65 - Oxford, Miss.
 02-24-01 W, 64-62 - Oxford, Miss.
 02-03-01 W, 74-70 - Auburn, Ala.
 02-19-00 L, 72-75 - Auburn, Ala.
 01-22-00 W, 79-77 (ot) - Oxford, Miss.
 02-09-1999 L, 66-95 - Auburn, Ala.
 01-13-99 L, 59-74 - Oxford, Miss.
 02-29-98 W, 74-67 - Oxford, Miss.
 01-31-98 L, 67-68 - Auburn, Ala.

03-01-97 W, 71-63 - Auburn, Ala.
 02-01-97 W, 57-46 - Oxford, Miss.
 02-21-96 L, 62-69 - Auburn, Ala.
 01-24-96 W, 82-69 - Oxford, Miss.
 02-04-95 W, 77-75 - Oxford, Miss.
 01-08-95 L, 74-88 - Auburn, Ala.
 03-02-94 W, 68-62 - Auburn, Ala.
 01-19-94 W, 88-85 (2ot) - Oxford, Miss.
 02-24-93 L, 73-83 - Auburn, Ala.
 02-03-93 L, 74-85 - Oxford, Miss.
 02-29-92 L, 84-110 - Auburn, Ala.
 01-13-92 L, 83-96 - Oxford, Miss.
 02-09-91 L, 69-72 - Auburn, Ala.
 01-09-91 L, 60-62 - Oxford, Miss.
 02-17-90 L, 84-95 - Auburn, Ala.
 01-17-90 W, 80-72 - Oxford, Miss.
 03-09-89 W, 80-68 - Knoxville, Tenn.
 02-18-89 W, 80-77 - Oxford, Miss.
 01-18-89 W, 65-64 - Auburn, Ala.
 03-02-88 L, 76-92 - Auburn, Ala.
 01-30-88 W, 69-66 - Oxford, Miss.
 02-25-87 W, 73-67 - Oxford, Miss.
 01-24-87 L, 61-85 - Auburn, Ala.
 02-22-86 L, 73-75 - Auburn, Ala.
 01-27-86 L, 61-73 - Oxford, Miss.
 03-06-85 L, 60-68 - Birmingham, Ala.
 02-23-85 L, 57-69 - Oxford, Miss.
 01-24-85 L, 73-93 - Auburn, Ala.
 02-27-84 W, 72-71 - Oxford, Miss.
 01-31-84 L, 50-60 - Auburn, Ala.
 02-01-83 L, 59-82 - Auburn, Ala.
 01-31-83 W, 61-48 - Oxford, Miss.
 01-30-82 W, 64-57 - Oxford, Miss.
 01-02-82 L, 71-75 - Auburn, Ala.
 01-31-81 W, 61-58 - Auburn, Ala.
 01-03-81 W, 46-45 - Oxford, Miss.
 01-26-80 W, 71-54 - Oxford, Miss.
 12-05-79 L, 73-76 - Auburn, Ala.
 02-10-79 L, 54-56 (2ot) - Auburn, Ala.
 01-13-79 W, 77-72 - Oxford, Miss.
 02-18-78 L, 79-92 - Auburn, Ala.
 01-21-78 W, 84-75 - Oxford, Miss.
 02-28-77 L, 84-97 - Auburn, Ala.
 01-31-77 L, 65-72 - Oxford, Miss.
 03-08-76 L, 88-103 - Auburn, Ala.
 01-05-76 L, 66-72 - Oxford, Miss.
 02-08-75 W, 72-70 - Oxford, Miss.
 01-06-75 L, 86-104 - Auburn, Ala.
 02-09-74 L, 75-85 - Auburn, Ala.
 01-07-74 W, 93-65 - Oxford, Miss.
 03-08-73 L, 73-77 - Auburn, Ala.
 01-02-73 L, 58-66 - Oxford, Miss.
 03-09-72 W, 89-83 - Oxford, Miss.
 01-03-72 W, 69-65 - Auburn, Ala.
 03-07-71 L, 85-86 - Auburn, Ala.
 12-12-70 W, 108-96 - Oxford, Miss.
 03-07-70 L, 66-67 - Oxford, Miss.
 12-13-69 L, 77-91 - Auburn, Ala.
 03-08-69 L, 70-80 - Auburn, Ala.
 12-14-68 L, 64-75 - Oxford, Miss.
 02-19-68 W, 57-56 - Oxford, Miss.
 01-06-68 L, 71-90 - Auburn, Ala.
 02-20-67 L, 67-86 - Auburn, Ala.
 01-07-67 L, 56-67 - Oxford, Miss.
 02-26-66 L, 74-86 - Auburn, Ala.
 02-05-66 L, 55-70 - Oxford, Miss.
 01-11-65 L, 52-67 - Auburn, Ala.
 01-04-65 L, 53-77 - Oxford, Miss.
 01-06-64 W, 59-58 (ot) - Oxford, Miss.
 01-07-63 L, 44-79 - Auburn, Ala.
 01-08-62 L, 58-64 - Oxford, Miss.
 01-06-61 L, 40-51 - Auburn, Ala.
 01-04-60 W, 64-56 - Oxford, Miss.
 01-05-59 L, 47-60 - Auburn, Ala.
 01-06-58 L, 51-71 - Oxford, Miss.
 01-07-57 L, 66-88 - Auburn, Ala.
 01-09-56 W, 76-69 - Oxford, Miss.
 01-10-55 L, 81-85 - Auburn, Ala.
 01-11-54 L, 61-66 - Auburn, Ala.
 02-11-53 L, 65-72 - Auburn, Ala.
 01-03-53 W, 65-55 - Memphis, Tenn.

01-19-52 W, 76-58 - Oxford, Miss.
 12-09-50 W, 65-61 - Auburn, Ala.
 01-30-50 L, 63-77 - Oxford, Miss.
 12-09-49 L, 60-64 - Auburn, Ala.
 02-28-49 L, 61-65 - Auburn, Ala.
 01-17-49 W, 47-43 - Oxford, Miss.
 01-12-48 L, 50-59 - Auburn, Ala.
 12-13-46 W, 58-38 - Oxford, Miss.
 12-19-41 L, 31-34 - Oxford, Miss.
 01-13-41 L, 30-43 - Auburn, Ala.
 02-28-28 W, 31-30 - Atlanta, Ga.
 02-11-28 L, 38-58 - Auburn, Ala.
 02-10-28 W, 43-42 - Auburn, Ala.



ARKANSAS

ARKANSAS LEADS 52-33

In Oxford: Ole Miss leads 20-9
 In Fayetteville: Arkansas leads 23-11
 Neutral Site: Arkansas leads 20-2
 In OT: Ole Miss leads 2-1

01-21-2023 L, 57-69 - Fayetteville, Ark.
 01-26-22 L, 54-64 - Oxford, Miss.
 01-27-21 L, 59-74 - Fayetteville, Ark.
 01-11-20 L, 72-76 - Oxford, Miss.
 03-02-19 L, 73-74 - Fayetteville, Ark.
 01-19-19 W, 84-67 - Oxford, Miss.
 02-13-18 L, 64-75 - Oxford, Miss.
 01-20-18 L, 93-97 - Fayetteville, Ark.
 03-10-17 L, 72-73 - Nashville, Tenn.
 02-18-17 L, 80-98 - Fayetteville, Ark.
 02-13-16 W, 76-60 - Oxford, Miss.
 02-14-15 L, 70-71 - Oxford, Miss.
 01-17-15 W, 96-82 - Fayetteville, Ark.
 03-05-14 L, 80-110 - Fayetteville, Ark.
 01-19-13 W, 76-64 - Oxford, Miss.
 02-28-12 W, 77-75 - Fayetteville, Ark.
 01-11-12 W, 71-63 - Oxford, Miss.
 03-05-11 W, 84-74 - Oxford, Miss.
 02-05-11 W, 69-60 - Fayetteville, Ark.
 03-06-10 W, 68-66 - Fayetteville, Ark.
 01-31-10 L, 73-80 - Oxford, Miss.
 03-04-09 W, 98-91 (ot) - Fayetteville, Ark.
 01-14-09 W, 74-65 - Oxford, Miss.
 03-04-08 W, 81-72 - Oxford, Miss.
 02-09-08 L, 69-75 - Fayetteville, Ark.
 02-17-07 L, 66-83 - Fayetteville, Ark.
 01-13-07 W, 74-72 - Oxford, Miss.
 02-15-06 W, 73-70 - Oxford, Miss.
 01-25-06 L, 58-71 - Fayetteville, Ark.
 02-05-05 L, 65-66 - Oxford, Miss.
 01-05-05 L, 46-69 - Fayetteville, Ark.
 03-06-04 W, 55-45 - Oxford, Miss.
 01-17-04 L, 78-86 - Fayetteville, Ark.
 03-08-03 W, 64-54 - Fayetteville, Ark.
 01-25-03 W, 73-54 - Oxford, Miss.
 02-09-02 W, 79-67 - Oxford, Miss.
 01-19-02 W, 70-64 - Fayetteville, Ark.
 01-31-01 W, 84-73 - Oxford, Miss.
 01-10-01 W, 53-48 - Fayetteville, Ark.
 02-02-00 W, 87-82 - Oxford, Miss.
 01-05-00 L, 64-71 - Fayetteville, Ark.
 01-30-1999 W, 89-81 - Oxford, Miss.
 01-09-99 W, 76-65 - Fayetteville, Ark.
 02-25-98 W, 81-65 - Oxford, Miss.
 02-05-98 L, 87-100 - Fayetteville, Ark.
 01-29-97 W, 71-52 - Oxford, Miss.
 01-02-97 W, 91-74 - Fayetteville, Ark.
 02-14-96 L, 73-79 - Fayetteville, Ark.
 01-10-96 L, 62-63 - Oxford, Miss.

02-18-95 L, 70-85 - Fayetteville, Ark.
 01-04-95 W, 76-71 - Oxford, Miss.
 02-19-94 L, 73-90 - Memphis, Tenn.
 01-05-94 L, 61-87 - Fayetteville, Ark.
 02-27-93 L, 63-85 - Oxford, Miss.
 01-06-93 L, 78-90 - Fayetteville, Ark.
 03-07-92 L, 83-100 - Fayetteville, Ark.
 01-18-92 L, 93-114 - Oxford, Miss.
 12-05-89 L, 76-90 - Pine Bluff, Ark.
 12-13-88 L, 68-74 - Memphis, Tenn.
 12-09-87 L, 40-79 - Fayetteville, Ark.
 12-03-86 L, 56-70 - Memphis, Tenn.
 12-15-79 L, 59-67 - Little Rock, Ark.
 12-19-78 L, 66-67 - Memphis, Tenn.
 12-09-74 W, 84-73 - Fayetteville, Ark.
 12-10-73 W, 117-66 - Oxford, Miss.
 12-07-68 W, 65-61 (ot) - Oxford, Miss.
 12-09-67 L, 62-64 - Fayetteville, Ark.
 12-29-64 L, 48-82 - Shreveport, La.
 12-28-63 L, 68-76 - Shreveport, La.
 12-15-62 L, 60-90 - Blytheville, Ark.
 12-16-61 L, 54-59 - Little Rock, Ark.
 12-10-60 L, 71-77 - Fayetteville, Ark.
 12-12-59 W, 78-63 - Little Rock, Ark.
 12-13-58 L, 81-83 (ot) - Memphis, Tenn.
 12-13-57 L, 58-61 - Little Rock, Ark.
 01-28-56 L, 69-85 - Memphis, Tenn.
 12-17-54 L, 64-74 - Fayetteville, Ark.
 01-05-54 L, 76-89 - Memphis, Tenn.
 12-20-52 L, 72-104 - Fayetteville, Ark.
 12-08-51 L, 66-68 - Memphis, Tenn.
 12-07-51 L, 58-66 - Little Rock, Ark.
 12-21-50 W, 46-41 - Little Rock, Ark.
 12-20-50 L, 35-45 - Memphis, Tenn.
 12-23-37 L, 46-48 - North Little Rock, Ark.
 12-22-37 L, 42-47 - Memphis, Tenn.



TEXAS A&M

TEXAS A&M LEADS 10-4

In Oxford: Ole Miss leads 4-3
 In College Station: Texas A&M leads 6-0
 Neutral Site: Texas A&M leads 1-0

02-28-2023 L, 61-69 - Oxford, Miss.
 02-26-2023 L, 66-76 - Oxford, Miss.
 01-11-2022 L, 51-67 - College Station, Texas
 01-23-2021 W, 61-50 - Oxford, Miss.
 01-07-2020 L, 47-57 - College Station, Texas
 02-06-2019 W, 75-71 - Oxford, Miss.
 01-16-2018 L, 69-71 - College Station, Texas
 01-25-2017 L, 76-80 - Oxford, Miss.
 02-16-2016 L, 56-71 - College Station, Texas
 02-04-2015 W, 69-59 - Oxford, Miss.
 03-01-2014 L, 60-71 - College Station, Texas
 02-27-2013 W, 82-73 - Oxford, Miss.
 02-13-2013 L, 67-69 - College Station, Texas
 12-29-1972 L, 83-100 - Oklahoma City, Okla.



MISSISSIPPI STATE

MISSISSIPPI STATE LEADS 149-119


In Oxford: Ole Miss leads 88-47
 In Starkville: Mississippi State leads 97-26
 Neutral Site: Tied 5-5
 In OT: Mississippi State leads 7-5

02-18-2023 L, 61-69 (ot) - Oxford, Miss.
 01-07-23 L, 54-64 - Starkville, Miss.
 01-22-22 L, 60-78 - Starkville, Miss.
 01-08-22 W, 82-72 - Oxford, Miss.
 02-20-21 L, 56-66 - Oxford, Miss.
 01-19-21 W, 64-46 - Starkville, Miss.
 03-07-20 L, 44-69 - Starkville, Miss.
 02-11-20 W, 83-58 - Oxford, Miss.
 02-02-19 L, 75-81 - Oxford, Miss.
 01-12-19 W, 81-77 - Starkville, Miss.
 02-17-18 L, 62-79 - Starkville, Miss.
 01-06-18 W, 64-58 - Oxford, Miss.
 02-21-17 W, 87-82 - Starkville, Miss.
 01-31-17 W, 88-61 - Oxford, Miss.
 03-02-16 W, 86-79 - Oxford, Miss.
 01-23-16 L, 77-83 - Starkville, Miss.
 02-19-15 W, 71-65 - Starkville, Miss.
 01-28-15 W, 79-73 - Oxford, Miss.
 03-13-14 W, 78-66 - Atlanta, Ga.
 01-25-14 W, 82-63 - Oxford, Miss.
 01-11-14 L, 72-76 - Starkville, Miss.
 03-02-12 L, 67-73 - Starkville, Miss.
 02-06-13 W, 93-75 - Oxford, Miss.
 02-09-12 L, 60-70 - Starkville, Miss.
 01-18-12 W, 75-68 - Oxford, Miss.
 02-19-11 L, 58-71 - Starkville, Miss.
 01-13-11 L, 64-69 - Oxford, Miss.
 02-11-10 L, 63-71 - Starkville, Miss.
 01-09-10 L, 75-80 - Oxford, Miss.
 03-07-09 L, 80-82 - Oxford, Miss.
 01-31-09 W, 67-63 - Starkville, Miss.
 02-20-08 W, 74-63 - Oxford, Miss.
 01-26-08 L, 68-88 - Starkville, Miss.
 01-30-07 W, 85-73 - Oxford, Miss.
 01-10-07 L, 67-77 - Starkville, Miss.
 02-18-06 L, 55-84 - Starkville, Miss.
 01-14-06 W, 75-65 - Oxford, Miss.
 02-26-05 L, 68-71 - Starkville, Miss.
 01-08-05 L, 76-87 - Oxford, Miss.
 02-07-04 L, 56-80 - Starkville, Miss.
 01-07-04 L, 54-61 - Oxford, Miss.
 03-14-03 L, 64-73 - New Orleans, La.
 02-15-03 L, 64-68 (ot) - Starkville, Miss.
 01-29-03 L, 57-58 - Oxford, Miss.
 02-23-02 L, 59-61 - Starkville, Miss.
 01-12-02 W, 66-59 - Oxford, Miss.
 02-14-01 W, 51-48 - Oxford, Miss.
 01-27-01 L, 69-79 - Starkville, Miss.
 02-23-00 L, 67-80 - Starkville, Miss.
 01-12-00 L, 59-61 - Oxford, Miss.
 02-20-1999 L, 69-72 - Starkville, Miss.
 01-20-99 W, 81-68 - Oxford, Miss.
 02-21-98 W, 82-78 - Starkville, Miss.
 01-24-98 W, 81-77 (Zot) - Oxford, Miss.
 02-19-97 W, 84-61 - Oxford, Miss.
 01-15-97 L, 64-75 - Starkville, Miss.
 02-17-96 W, 71-64 - Oxford, Miss.
 01-17-96 L, 47-53 - Starkville, Miss.
 02-25-95 L, 42-46 - Oxford, Miss.
 01-14-95 L, 52-94 - Starkville, Miss.
 02-12-94 L, 52-72 - Starkville, Miss.
 01-09-94 L, 69-81 - Oxford, Miss.
 02-06-93 W, 56-53 - Starkville, Miss.

01-20-93 W, 69-53 - Oxford, Miss.
 02-22-92 W, 86-78 - Oxford, Miss.
 01-11-92 L, 72-84 - Starkville, Miss.
 02-13-91 L, 77-84 - Oxford, Miss.
 01-06-91 L, 80-84 (ot) - Starkville, Miss.
 02-24-90 W, 75-67 - Oxford, Miss.
 01-24-90 L, 102-104 (4ot) - Starkville, Miss.
 02-25-89 L, 69-74 - Starkville, Miss.
 01-25-89 W, 75-65 - Oxford, Miss.
 02-20-88 L, 57-67 - Starkville, Miss.
 01-20-88 W, 61-52 - Oxford, Miss.
 02-14-87 W, 79-65 - Oxford, Miss.
 01-14-87 L, 62-63 - Starkville, Miss.
 02-19-86 L, 43-48 - Starkville, Miss.
 01-18-86 W, 57-56 - Oxford, Miss.
 02-20-85 W, 53-50 - Oxford, Miss.
 01-19-85 L, 44-61 - Starkville, Miss.
 02-18-84 L, 51-70 - Starkville, Miss.
 01-21-84 L, 56-64 - Oxford, Miss.
 02-19-83 W, 69-67 (ot) - Oxford, Miss.
 01-22-83 W, 67-62 - Starkville, Miss.
 02-20-82 W, 47-33 - Starkville, Miss.
 01-23-82 W, 54-30 - Oxford, Miss.
 02-21-81 W, 72-61 - Oxford, Miss.
 01-24-81 W, 59-52 (ot) - Starkville, Miss.
 02-16-80 W, 73-66 - Starkville, Miss.
 01-19-80 W, 75-81 - Oxford, Miss.
 02-22-79 L, 64-68 - Oxford, Miss.
 01-11-79 L, 92-101 (Zot) - Starkville, Miss.
 03-06-78 W, 61-60 - Oxford, Miss.
 01-04-78 L, 48-73 - Starkville, Miss.
 02-05-77 W, 82-67 - Oxford, Miss.
 01-08-77 L, 49-85 - Starkville, Miss.
 02-14-76 L, 66-76 - Oxford, Miss.
 01-17-76 L, 54-65 - Starkville, Miss.
 03-01-75 L, 78-84 - Oxford, Miss.
 01-27-75 L, 80-100 - Starkville, Miss.
 03-02-74 L, 69-75 (ot) - Starkville, Miss.
 01-28-74 W, 72-67 - Oxford, Miss.
 02-17-73 W, 83-64 - Oxford, Miss.
 01-13-73 W, 74-61 - Starkville, Miss.
 02-19-72 W, 65-64 - Oxford, Miss.
 01-15-72 W, 68-66 - Starkville, Miss.
 02-13-71 L, 67-75 - Starkville, Miss.
 01-08-71 W, 83-74 - Oxford, Miss.
 02-13-70 W, 57-55 - Oxford, Miss.
 01-09-70 W, 58-57 - Starkville, Miss.
 02-15-69 L, 60-64 - Starkville, Miss.
 01-10-69 W, 67-60 - Oxford, Miss.
 03-02-68 L, 79-88 - Starkville, Miss.
 01-31-68 W, 63-53 - Oxford, Miss.
 03-04-67 W, 58-57 - Oxford, Miss.
 02-01-67 W, 71-70 - Starkville, Miss.
 03-02-66 L, 76-96 - Oxford, Miss.
 02-16-66 L, 74-90 - Starkville, Miss.
 02-27-65 L, 77-78 (ot) - Oxford, Miss.
 01-23-65 L, 72-101 - Starkville, Miss.
 02-29-64 W, 78-61 - Starkville, Miss.
 01-18-64 W, 77-75 - Oxford, Miss.
 03-02-63 L, 72-75 - Oxford, Miss.
 01-19-63 L, 64-78 - Starkville, Miss.
 03-03-62 L, 58-63 - Starkville, Miss.
 01-20-62 L, 57-61 - Oxford, Miss.
 03-04-61 W, 74-70 - Oxford, Miss.
 01-21-61 L, 40-63 - Starkville, Miss.
 02-27-60 L, 54-72 - Starkville, Miss.
 01-16-60 W, 67-60 - Oxford, Miss.
 02-28-59 L, 16-23 - Oxford, Miss.
 01-17-59 L, 58-87 - Starkville, Miss.
 02-27-58 L, 60-91 - Starkville, Miss.
 01-18-58 W, 67-62 - Oxford, Miss.
 12-27-57 L, 53-66 - Starkville, Miss.
 02-28-57 L, 73-81 - Oxford, Miss.
 01-19-57 L, 72-82 - Starkville, Miss.
 03-01-56 W, 71-64 - Oxford, Miss.
 01-30-56 L, 79-100 - Oxford, Miss.
 03-05-55 L, 56-60 - Starkville, Miss.
 02-10-55 W, 66-58 - Oxford, Miss.
 03-06-54 L, 59-65 - Starkville, Miss.
 02-06-54 L, 69-81 - Oxford, Miss.
 03-07-53 W, 62-46 - Oxford, Miss.

01-17-53 L, 60-73 - Starkville, Miss.
 02-26-52 W, 73-61 - Starkville, Miss.
 01-09-52 W, 77-62 - Oxford, Miss.
 02-27-51 W, 95-60 - Oxford, Miss.
 01-17-51 L, 67-71 - Starkville, Miss.
 02-23-50 W, 62-45 - Oxford, Miss.
 01-18-50 L, 60-64 - Starkville, Miss.
 02-25-49 W, 52-51 - Starkville, Miss.
 12-17-48 W, 69-61 - Oxford, Miss.
 02-28-48 W, 63-46 - Oxford, Miss.
 02-27-48 W, 59-37 - Oxford, Miss.
 02-07-48 L, 42-45 - Starkville, Miss.
 02-06-48 L, 43-49 - Starkville, Miss.
 02-18-47 W, 59-49 - Oxford, Miss.
 01-15-47 L, 31-53 - Starkville, Miss.
 02-20-46 L, 34-54 - Starkville, Miss.
 02-19-46 L, 43-50 - Starkville, Miss.
 02-13-46 W, 45-40 - Oxford, Miss.
 02-12-46 W, 58-44 - Oxford, Miss.
 02-16-45 W, 43-32 - Oxford, Miss.
 02-15-45 W, 41-36 - Oxford, Miss.
 02-10-45 W, 61-24 - Starkville, Miss.
 02-09-45 L, 37-44 - Starkville, Miss.
 02-20-43 L, 45-46 - Starkville, Miss.
 02-19-43 L, 39-51 - Starkville, Miss.
 02-12-43 L, 43-54 - Oxford, Miss.
 02-11-43 W, 52-51 - Oxford, Miss.
 02-23-42 L, 34-42 - Oxford, Miss.
 02-21-42 L, 30-37 - Starkville, Miss.
 02-04-42 L, 37-52 - Oxford, Miss.
 02-02-42 W, 33-31 - Oxford, Miss.
 02-19-41 L, 20-33 - Oxford, Miss.
 02-18-41 W, 41-40 - Oxford, Miss.
 01-08-41 L, 23-30 - Oxford, Miss.
 01-07-41 W, 35-30 - Oxford, Miss.
 02-17-40 W, 64-51 - Oxford, Miss.
 02-06-40 L, 35-47 - Starkville, Miss.
 02-05-40 L, 46-50 - Vicksburg, Miss.
 02-24-39 L, 27-51 - Starkville, Miss.
 02-23-39 L, 36-39 - Starkville, Miss.
 02-11-39 W, 74-61 - Starkville, Miss.
 02-10-39 W, 44-43 - Oxford, Miss.
 01-07-39 L, 33-37 - Jackson, Miss.
 01-06-39 W, 40-39 - Meridian, Miss.
 02-19-38 W, 59-45 - Oxford, Miss.
 02-18-38 W, 70-38 - Oxford, Miss.
 02-05-38 W, 45-44 - Starkville, Miss.
 02-04-38 L, 41-43 - Starkville, Miss.
 01-12-38 L, 45-58 - Jackson, Miss.
 01-11-38 W, 49-37 - Meridian, Miss.
 02-22-37 W, 50-42 - Oxford, Miss.
 02-21-37 W, 36-34 - Oxford, Miss.
 02-10-37 L, 34-43 - Starkville, Miss.
 02-09-37 W, 40-36 - Starkville, Miss.
 02-22-36 L, 32-41 - Oxford, Miss.
 02-21-36 L, 43-51 - Oxford, Miss.
 02-08-36 W, 48-42 (Zot) - Starkville, Miss.
 02-07-36 L, 38-39 - Starkville, Miss.
 03-01-35 W, 40-38 - Oxford, Miss.
 02-28-35 W, 35-33 - Oxford, Miss.
 02-09-35 L, 37-55 - Starkville, Miss.
 02-08-35 L, 31-61 - Starkville, Miss.
 02-19-34 W, 36-35 - Oxford, Miss.
 02-18-34 L, 24-29 - Oxford, Miss.
 02-03-34 W, 29-22 - Starkville, Miss.
 02-02-34 L, 35-41 - Starkville, Miss.
 02-18-33 W, 41-27 - Oxford, Miss.
 02-17-33 W, 50-49 - Oxford, Miss.
 02-11-33 L, 25-32 - Starkville, Miss.
 02-10-33 L, 36-40 - Starkville, Miss.
 02-20-32 W, 38-26 - Starkville, Miss.
 02-19-32 W, 35-25 - Starkville, Miss.
 02-06-32 W, 31-25 - Oxford, Miss.
 02-05-32 W, 37-19 - Oxford, Miss.
 02-11-30 L, 27-28 - Oxford, Miss.
 02-10-30 W, 38-31 - Oxford, Miss.
 02-08-30 W, 23-19 - Greenwood, Miss.
 02-07-30 W, 30-26 - Greenwood, Miss.
 02-16-29 W, 41-27 - Oxford, Miss.
 02-15-29 W, 37-21 - Oxford, Miss.
 02-09-29 L, 26-28 - Starkville, Miss.

02-08-29 L, 30-32 - Starkville, Miss.
 02-21-28 L, 36-40 - Starkville, Miss.
 02-20-28 L, 34-45 - Starkville, Miss.
 02-07-28 L, 27-29 - Oxford, Miss.
 02-06-28 L, 30-38 - Oxford, Miss.
 02-08-27 W, 26-19 - Oxford, Miss.
 02-07-27 W, 31-28 - Oxford, Miss.
 02-05-27 L, 24-30 - Starkville, Miss.
 02-04-27 L, 22-36 - Starkville, Miss.
 01-23-26 W, 33-20 - Oxford, Miss.
 02-20-25 L, 28-38 - Oxford, Miss.
 02-09-25 L, 30-34 - Starkville, Miss.
 02-23-24 L, 42-47 - Starkville, Miss.
 02-21-24 W, 29-27 - Oxford, Miss.
 03-01-23 L, 26-33 - Atlanta, Ga.
 02-13-23 W, 30-27 - Oxford, Miss.
 02-12-23 L, 26-28 - Oxford, Miss.
 02-06-23 L, 18-23 - Starkville, Miss.
 02-05-23 L, 14-29 - Starkville, Miss.
 02-17-22 L, 17-48 - Starkville, Miss.
 02-16-22 W, 27-25 - Starkville, Miss.
 02-04-22 L, 12-17 - Oxford, Miss.
 02-03-22 L, 27-30 - Oxford, Miss.
 02-03-21 W, 23-13 - Oxford, Miss.
 02-02-21 W, 17-13 - Oxford, Miss.
 01-22-21 L, 20-34 - Starkville, Miss.
 01-21-21 L, 12-33 - Starkville, Miss.
 03-06-20 L, 12-30 - Starkville, Miss.
 03-05-20 L, 13-49 - Starkville, Miss.
 02-07-20 L, 15-21 - Oxford, Miss.
 02-06-20 W, 23-10 - Oxford, Miss.
 02-08-19 L, 14-52 - Oxford, Miss.
 02-07-19 L, 23-32 - Oxford, Miss.
 02-24-17 W, 29-15 - Oxford, Miss.
 02-23-17 L, 25-42 - Oxford, Miss.
 02-17-17 L, 24-42 - Starkville, Miss.
 02-16-17 L, 20-35 - Starkville, Miss.
 01-29-16 L, 20-33 - Oxford, Miss.
 01-28-16 L, 9-28 - Oxford, Miss.
 02-28-14 L, 8-20 - Oxford, Miss.
 02-27-14 L, 10-12 - Oxford, Miss.
 02-26-14 L, 18-84 - Starkville, Miss.
 02-25-14 L, 15-68 - Starkville, Miss.



SOUTH CAROLINA

OLE MISS LEADS 25-22

In Oxford: Ole Miss leads 15-4
 In Columbia: South Carolina leads 12-4
 Neutral Site: Tied 6-6
 In OT: South Carolina leads 3-0

03-08-2023 W, 67-61 - Nashville, Tenn.
 02-11-23 L, 61-64 - Oxford, Miss.
 01-17-23 W, 70-58 - Columbia, S.C.
 02-15-22 L, 74-77 (ot) - Oxford, Miss.
 03-11-21 W, 76-59 - Nashville, Tenn.
 02-13-21 W, 81-74 - Columbia, S.C.
 02-05-20 W, 84-70 - Oxford, Miss.
 02-19-19 L, 64-79 - Columbia, S.C.
 03-07-18 L, 84-85 - St. Louis, Mo.
 12-31-17 W, 74-69 - Oxford, Miss.
 03-04-17 W, 75-70 - Oxford, Miss.
 01-14-17 L, 56-67 - Columbia, S.C.
 01-19-16 L, 74-77 (ot) - Oxford, Miss.
 03-12-15 L, 58-60 - Nashville, Tenn.
 01-10-15 W, 65-49 - Oxford, Miss.
 02-01-14 W, 75-71 - Oxford, Miss.

01-18-14 W, 75-74 - Columbia, S.C.
02-20-13 L, 62-63 - Columbia, S.C.
01-28-12 W, 66-62 - Oxford, Miss.
03-10-11 W, 66-55 - Atlanta, Ga.
02-22-11 L, 73-79 - Columbia, S.C.
01-20-10 W, 66-57 - Oxford, Miss.
01-24-09 L, 71-82 - Columbia, S.C.
02-02-08 L, 77-80 - Oxford, Miss.
02-24-07 L, 63-76 - Columbia, S.C.
01-11-06 W, 68-63 - Oxford, Miss.
03-10-05 W, 53-52 - Atlanta, Ga.
03-06-05 L, 70-76(ot) - Columbia, S.C.
01-31-04 W, 79-68 - Oxford, Miss.
03-13-03 W, 62-56 - New Orleans, La.
01-08-03 L, 49-55 - Columbia, S.C.
03-07-02 L, 67-69 - Atlanta, Ga.
01-26-02 W, 71-53 - Oxford, Miss.
02-17-01 W, 67-61 - Columbia, S.C.
02-09-00 W, 83-75 - Oxford, Miss.
03-04-1999 W, 64-60 - Atlanta, Ga.
01-27-99 L, 66-67 - Columbia, S.C.
03-07-98 L, 77-87 - Atlanta, Ga.
01-03-98 W, 73-54 - Oxford, Miss.
01-25-97 L, 63-86 - Columbia, S.C.
02-24-96 W, 75-65 - Oxford, Miss.
02-08-95 L, 72-77 - Columbia, S.C.
03-10-94 L, 57-80 - Memphis, Tenn.
02-05-94 W, 68-62 - Oxford, Miss.
01-13-93 L, 73-88 - Columbia, S.C.
02-05-92 W, 76-61 - Oxford, Miss.
12-30-60 L, 79-85 - Shreveport, La.



KENTUCKY

KENTUCKY LEADS 110-14
In Oxford: Kentucky leads 31-11
In Lexington: Kentucky leads 58-2
Neutral Site: Kentucky leads 21-1
In OT: Kentucky leads 1-0

01-31-2023 L, 66-75 - Oxford, Miss.
03-01-22 L, 72-83 - Lexington, Ky.
03-02-21 W, 70-62 - Oxford, Miss.
02-15-20 L, 62-67 - Lexington, Ky.
03-05-19 L, 76-80 - Oxford, Miss.
02-28-18 L, 78-96 - Lexington, Ky.
12-29-16 L, 76-99 - Oxford, Miss.
01-02-16 L, 61-83 - Lexington, Ky.
01-06-15 L, 86-89(ot) - Lexington, Ky.
02-18-14 L, 70-84 - Oxford, Miss.
02-04-14 L, 64-80 - Lexington, Ky.
01-29-13 L, 74-87 - Oxford, Miss.
02-18-12 L, 62-77 - Lexington, Ky.
03-11-11 L, 66-75 - Atlanta, Ga.
02-01-11 W, 71-69 - Oxford, Miss.
02-02-10 L, 75-85 - Lexington, Ky.
03-12-09 L, 58-71 - Tampa, Fla.
01-27-09 W, 85-80 - Oxford, Miss.
02-27-08 L, 54-58 - Lexington, Ky.
01-06-07 L, 58-68 - Oxford, Miss.
03-09-06 L, 57-71 - Nashville, Tenn.
02-22-06 L, 40-80 - Lexington, Ky.
01-19-05 L, 50-53 - Oxford, Miss.
01-28-04 L, 61-71 - Lexington, Ky.
02-08-03 L, 62-80 - Oxford, Miss.
01-15-02 L, 64-87 - Lexington, Ky.
03-11-01 L, 55-77 - Nashville, Tenn.
01-20-01 W, 65-55 - Oxford, Miss.
01-19-00 L, 69-74 - Lexington, Ky.

03-05-1999 L, 73-83 - Atlanta, Ga.
01-16-99 L, 57-63 - Oxford, Miss.
02-14-98 W, 73-64 - Lexington, Ky.
03-08-97 L, 70-88 - Memphis, Tenn.
01-11-97 W, 73-69 - Oxford, Miss.
01-06-96 L, 60-90 - Lexington, Ky.
01-18-95 L, 65-82 - Oxford, Miss.
01-12-94 L, 64-98 - Louisville, Ky.
03-03-93 L, 66-98 - Oxford, Miss.
01-29-92 L, 78-96 - Lexington, Ky.
02-16-91 L, 77-89 - Lexington, Ky.
01-16-91 L, 85-95 - Oxford, Miss.
02-28-90 W, 88-74 - Oxford, Miss.
01-27-90 L, 79-98 - Lexington, Ky.
03-01-89 L, 69-70 - Lexington, Ky.
01-28-89 W, 70-65 - Oxford, Miss.
03-11-88 L, 64-82 - Baton Rouge, La.
03-05-88 L, 71-78 - Oxford, Miss.
02-03-88 L, 65-94 - Lexington, Ky.
02-28-87 L, 63-64 - Lexington, Ky.
01-28-87 W, 76-65 - Oxford, Miss.
03-06-86 L, 69-95 - Lexington, Ky. (neutral)
02-08-86 L, 58-62 - Oxford, Miss.
01-08-86 L, 58-75 - Lexington, Ky.
02-09-85 L, 52-67 - Lexington, Ky.
01-09-85 L, 45-57 - Oxford, Miss.
03-01-84 L, 57-76 - Lexington, Ky.
01-02-84 L, 55-68 - Oxford, Miss.
03-03-83 L, 58-61 - Oxford, Miss.
01-03-83 L, 60-72 - Lexington, Ky.
03-05-82 L, 58-62 - Lexington, Ky. (neutral)
02-10-82 L, 49-57 - Lexington, Ky.
01-13-82 W, 67-65 - Oxford, Miss.
02-11-81 L, 55-62 - Oxford, Miss.
01-14-81 L, 55-64 - Lexington, Ky.
02-29-80 L, 67-70 - Birmingham, Ala.
02-06-80 L, 72-86 - Lexington, Ky.
01-09-80 L, 73-79 - Oxford, Miss.
02-28-79 L, 77-82 - Birmingham, Ala.
02-05-79 L, 82-87 - Oxford, Miss.
01-08-79 L, 64-90 - Lexington, Ky.
02-13-78 L, 52-64 - Oxford, Miss.
01-16-78 L, 56-76 - Lexington, Ky.
02-21-77 L, 69-81 - Oxford, Miss.
01-24-77 L, 73-100 - Lexington, Ky.
02-28-76 L, 87-94 - Oxford, Miss.
01-31-76 L, 81-89 - Lexington, Ky.
02-17-75 L, 89-108 - Lexington, Ky.
01-18-75 L, 82-85 - Oxford, Miss.
02-18-74 W, 61-60 - Oxford, Miss.
01-17-74 L, 64-93 - Lexington, Ky.
02-10-73 L, 70-88 - Lexington, Ky.
01-06-73 W, 61-58 - Oxford, Miss.
02-12-72 L, 82-90 - Oxford, Miss.
01-08-72 L, 82-93 - Lexington, Ky.
02-06-71 L, 86-121 - Lexington, Ky.
01-02-71 L, 95-103 - Oxford, Miss.
02-07-70 L, 85-120 - Oxford, Miss.
01-03-70 L, 73-95 - Lexington, Ky.
02-08-69 L, 68-104 - Lexington, Ky.
01-04-69 L, 59-69 - Oxford, Miss.
02-05-68 L, 62-78 - Lexington, Ky.
01-29-68 L, 76-85 - Oxford, Miss.
02-06-67 L, 70-79 - Oxford, Miss.
01-30-67 L, 53-96 - Lexington, Ky.
02-21-66 L, 65-108 - Oxford, Miss.
02-06-65 L, 65-102 - Lexington, Ky.
02-08-64 L, 59-102 - Lexington, Ky.
02-09-63 L, 69-75 - Jackson, Miss.
02-10-62 L, 60-83 - Lexington, Ky.
02-11-61 L, 60-74 - Lexington, Ky.
02-06-60 L, 43-61 - Lexington, Ky.
02-07-59 L, 72-97 - Jackson, Miss.
02-08-58 L, 65-96 - Lexington, Ky.
02-08-57 L, 69-75 - Memphis, Tenn.
02-11-56 L, 49-88 - Lexington, Ky.
02-05-55 L, 66-84 - Lexington, Ky.
02-13-54 L, 62-88 - Lexington, Ky.
02-06-52 L, 61-81 - Lexington, Ky.
01-02-52 L, 58-116 - Lexington, Ky.
02-03-51 L, 39-86 - Lexington, Ky.

02-15-50 L, 50-90 - Lexington, Ky.
02-04-50 L, 55-61 - Memphis, Tenn.
02-16-49 L, 31-85 - Lexington, Ky.
02-03-49 L, 45-75 - Memphis, Tenn.
02-27-42 L, 32-59 - Louisville, Ky.
02-28-41 L, 52-62 - Louisville, Ky.
02-10-41 L, 41-60 - Lexington, Ky.
03-02-39 L, 30-49 - Knoxville, Tenn.
02-24-33 L, 31-49 - Atlanta, Ga.
02-23-29 L, 24-32 - Lexington, Ky.
02-22-29 L, 30-35 - Lexington, Ky.
02-27-28 W, 41-28 - Atlanta, Ga.
02-11-27 W, 37-17 - Lexington, Ky.
01-09-25 L, 23-26 - Lexington, Ky.



MISSOURI

OLE MISS LEADS 15-8
In Oxford: Ole Miss leads 7-3
In Columbia: Ole Miss leads 6-4
Neutral Site: Ole Miss leads 2-1
In OT: Ole Miss leads 1-0

03-04-2023 L, 77-82 - Columbia, Mo.
01-24-2023 L, 77-89 - Oxford, Miss.
03-09-2022 L, 60-72 - Tampa, Fla.
02-12-2022 L, 68-74 - Columbia, Mo.
01-08-2022 L, 53-78 - Oxford, Miss.
02-23-2021 W, 60-53 - Columbia, Mo.
02-10-2021 W, 80-59 - Oxford, Miss.
03-04-2020 W, 75-67 - Oxford, Miss.
02-18-2020 L, 68-71 - Columbia, Mo.
03-09-2019 W, 73-69 - Columbia, Mo.
02-16-2019 W, 75-65 - Oxford, Miss.
02-20-2018 W, 90-87(ot) - Columbia, Mo.
02-06-2018 L, 69-75 - Oxford, Miss.
02-25-2017 W, 80-77 - Oxford, Miss.
01-21-2017 W, 75-71 - Columbia, Mo.
03-08-2017 W, 86-74 - Nashville, Tenn.
02-23-2016 W, 85-76 - Oxford, Miss.
02-03-2016 W, 76-73 - Columbia, Mo.
01-31-2015 W, 67-47 - Columbia, Mo.
02-08-2014 W, 91-88 - Oxford, Miss.
03-15-13 W, 64-62 - Nashville, Tenn.
02-09-13 L, 79-98 - Columbia, Mo.
01-12-2013 W, 64-49 - Oxford, Miss.



ALABAMA

ALABAMA LEADS 126-58
In Oxford: Ole Miss leads 44-42
In Tuscaloosa: Alabama leads 74-11
Neutral Site: Alabama leads 10-3
In OT: Ole Miss leads 3-1

01-03-2023 L, 62-84 - Tuscaloosa, Ala.
02-09-22 L, 83-97 - Oxford, Miss.
12-29-20 L, 64-82 - Tuscaloosa, Ala.

02-22-20 L, 78-103 - Oxford, Miss.
03-14-19 L, 57-62 - Nashville, Tenn.
01-22-19 L, 53-74 - Tuscaloosa, Ala.
01-23-18 W, 78-66 - Oxford, Miss.
03-01-17 L, 55-70 - Tuscaloosa, Ala.
03-10-16 L, 73-81 - Nashville, Tenn.
01-07-16 W, 74-66 - Oxford, Miss.
03-03-15 W, 82-74 - Tuscaloosa, Ala.
02-26-14 W, 79-67 - Oxford, Miss.
02-11-14 L, 64-67 - Tuscaloosa, Ala.
03-05-13 W, 87-83 - Oxford, Miss.
03-03-12 W, 60-51 - Oxford, Miss.
02-04-12 L, 67-69(zot) - Tuscaloosa, Ala.
02-26-11 W, 68-63 - Oxford, Miss.
02-12-11 L, 64-74 - Tuscaloosa, Ala.
02-27-10 W, 76-73 - Tuscaloosa, Ala.
02-06-10 W, 74-67 - Oxford, Miss.
02-28-09 L, 69-90 - Oxford, Miss.
01-21-09 L, 73-76 - Tuscaloosa, Ala.
03-01-08 W, 91-88 - Oxford, Miss.
02-13-08 L, 67-76 - Tuscaloosa, Ala.
02-28-07 L, 58-69 - Tuscaloosa, Ala.
02-10-07 W, 75-69 - Oxford, Miss.
02-11-06 L, 50-64 - Oxford, Miss.
01-07-06 W, 71-61 - Tuscaloosa, Ala.
03-11-05 L, 52-69 - Atlanta, Ga.
02-12-05 L, 45-71 - Tuscaloosa, Ala.
01-22-05 L, 58-66 - Oxford, Miss.
02-28-04 L, 69-84 - Tuscaloosa, Ala.
01-24-04 W, 71-60 - Oxford, Miss.
03-02-03 L, 63-86 - Tuscaloosa, Ala.
01-21-03 W, 76-57 - Oxford, Miss.
03-03-02 W, 84-56 - Oxford, Miss.
02-06-02 L, 59-79 - Tuscaloosa, Ala.
03-03-01 W, 105-71 - Oxford, Miss.
01-17-01 L, 63-82 - Tuscaloosa, Ala.
03-01-00 W, 63-59 - Oxford, Miss.
01-29-00 L, 67-96 - Tuscaloosa, Ala.
02-24-1999 L, 74-78 - Tuscaloosa, Ala.
01-06-99 W, 78-60 - Oxford, Miss.
02-07-98 W, 75-74 - Oxford, Miss.
01-10-98 W, 74-63 - Tuscaloosa, Ala.
02-12-97 L, 54-57 - Tuscaloosa, Ala.
01-08-97 L, 46-59 - Oxford, Miss.
03-02-96 L, 63-67(ot) - Tuscaloosa, Ala.
01-27-96 W, 70-63 - Oxford, Miss.
03-01-95 L, 50-69 - Tuscaloosa, Ala.
01-11-95 L, 60-74 - Oxford, Miss.
02-26-94 L, 62-83 - Tuscaloosa, Ala.
01-15-94 W, 70-54 - Oxford, Miss.
02-20-93 W, 83-82(ot) - Oxford, Miss.
01-16-93 L, 67-80 - Tuscaloosa, Ala.
03-04-92 L, 83-84 - Oxford, Miss.
01-22-92 W, 78-77 - Tuscaloosa, Ala.
02-06-91 L, 74-79 - Tuscaloosa, Ala.
01-12-91 L, 73-76 - Oxford, Miss.
03-10-90 L, 51-70 - Orlando, Fla.
02-07-90 L, 64-74 - Tuscaloosa, Ala.
01-06-90 L, 48-66 - Oxford, Miss.
03-10-89 L, 56-64 - Knoxville, Tenn.
02-08-89 L, 54-55 - Oxford, Miss.
01-07-89 L, 67-79 - Tuscaloosa, Ala.
03-10-88 W, 64-59(ot) - Baton Rouge, La.
02-24-88 W, 64-47 - Oxford, Miss.
01-23-88 L, 66-73 - Tuscaloosa, Ala.
02-18-87 L, 69-90 - Tuscaloosa, Ala.
01-17-87 L, 62-71 - Oxford, Miss.
03-02-86 L, 59-74 - Tuscaloosa, Ala.
01-29-86 L, 62-69 - Oxford, Miss.
03-02-85 L, 49-61 - Oxford, Miss.
01-30-85 L, 47-54 - Tuscaloosa, Ala.
02-20-84 L, 65-74 - Tuscaloosa, Ala.
01-23-84 L, 56-69 - Oxford, Miss.
02-21-83 W, 56-52 - Oxford, Miss.
01-24-83 W, 64-63 - Tuscaloosa, Ala.
02-06-82 W, 79-69 - Oxford, Miss.
01-09-82 L, 71-75 - Tuscaloosa, Ala.
02-07-81 L, 49-51 - Tuscaloosa, Ala.
01-10-81 L, 48-74 - Oxford, Miss.
02-02-80 W, 71-65 - Oxford, Miss.
01-05-80 L, 56-78 - Tuscaloosa, Ala.

02-24-79 W, 89-80 - Oxford, Miss.
 02-08-79 L, 73-83 - Tuscaloosa, Ala.
 03-04-78 L, 63-66 - Oxford, Miss.
 01-02-78 L, 62-65 - Tuscaloosa, Ala.
 02-07-77 L, 68-72 - Oxford, Miss.
 01-10-77 L, 88-101 - Tuscaloosa, Ala.
 02-16-76 L, 70-78 - Oxford, Miss.
 01-19-76 L, 41-64 - Tuscaloosa, Ala.
 02-15-75 L, 79-88 - Tuscaloosa, Ala.
 01-13-75 L, 71-74 - Oxford, Miss.
 02-16-74 L, 57-77 - Oxford, Miss.
 01-14-74 L, 71-88 - Tuscaloosa, Ala.
 03-05-73 L, 67-92 - Tuscaloosa, Ala.
 02-05-73 W, 66-62 - Oxford, Miss.
 03-06-72 L, 68-75 - Oxford, Miss.
 02-07-72 L, 88-93 - Tuscaloosa, Ala.
 03-01-71 L, 72-74 - Tuscaloosa, Ala.
 02-01-71 L, 91-101 - Oxford, Miss.
 03-02-70 W, 93-83 - Oxford, Miss.
 02-02-70 L, 87-95 - Tuscaloosa, Ala.
 03-03-69 W, 78-72 - Tuscaloosa, Ala.
 02-03-69 W, 53-51 (ot) - Oxford, Miss.
 02-12-68 W, 77-69 - Oxford, Miss.
 12-16-67 L, 59-76 - Tuscaloosa, Ala.
 02-13-67 L, 73-83 - Tuscaloosa, Ala.
 12-17-66 W, 79-58 - Oxford, Miss.
 02-28-66 L, 66-99 - Tuscaloosa, Ala.
 02-09-66 L, 60-79 - Oxford, Miss.
 01-09-65 L, 72-107 - Tuscaloosa, Ala.
 01-02-65 L, 87-91 - Oxford, Miss.
 01-04-64 L, 77-83 - Oxford, Miss.
 01-05-63 L, 74-80 - Tuscaloosa, Ala.
 01-06-62 L, 62-68 - Oxford, Miss.
 01-07-61 L, 54-80 - Tuscaloosa, Ala.
 01-02-60 W, 86-77 - Oxford, Miss.
 01-03-59 L, 76-89 - Tuscaloosa, Ala.
 01-04-58 L, 44-70 - Memphis, Tenn.
 12-28-57 W, 79-76 - Starkville, Miss.
 01-05-57 L, 84-93 - Tuscaloosa, Ala.
 01-07-56 L, 65-69 - Oxford, Miss.
 01-08-55 L, 59-70 - Tuscaloosa, Ala.
 01-09-54 W, 62-60 - Oxford, Miss.
 12-18-53 L, 68-72 - Birmingham, Ala.
 01-19-53 L, 54-60 - Tuscaloosa, Ala.
 12-17-51 L, 79-80 - Oxford, Miss.
 02-28-51 W, 44-42 - Louisville, Ky.
 12-11-50 W, 67-61 - Tuscaloosa, Ala.
 02-22-50 W, 61-52 - Oxford, Miss.
 12-08-49 L, 38-56 - Tuscaloosa, Ala.
 02-26-49 L, 57-64 - Tuscaloosa, Ala.
 01-29-49 W, 42-37 - Oxford, Miss.
 02-21-48 W, 40-35 - Oxford, Miss.
 02-10-48 L, 36-37 - Tuscaloosa, Ala.
 02-21-47 L, 28-33 - Oxford, Miss.
 02-15-47 L, 30-83 - Tuscaloosa, Ala.
 01-09-47 L, 40-46 - Memphis, Tenn.
 02-09-46 L, 45-61 - Tuscaloosa, Ala.
 01-30-46 L, 34-36 - Oxford, Miss.
 02-15-43 W, 44-29 - Oxford, Miss.
 02-01-43 L, 40-50 - Tuscaloosa, Ala.
 02-18-42 L, 24-44 - Oxford, Miss.
 01-14-42 L, 20-49 - Tuscaloosa, Ala.
 02-22-41 L, 21-46 - Tuscaloosa, Ala.
 02-14-41 L, 40-44 - Oxford, Miss.
 02-22-40 L, 25-28 - Oxford, Miss.
 01-22-40 L, 40-50 - Tuscaloosa, Ala.
 02-07-39 L, 21-30 - Tuscaloosa, Ala.
 02-06-39 L, 25-46 - Tuscaloosa, Ala.
 02-17-38 W, 50-38 - Oxford, Miss.
 02-16-38 W, 43-36 - Oxford, Miss.
 02-26-37 L, 34-35 - Knoxville, Tenn.
 02-16-37 L, 31-32 - Tuscaloosa, Ala.
 02-15-37 L, 34-38 - Tuscaloosa, Ala.
 01-28-36 L, 32-38 - Oxford, Miss.
 01-27-36 W, 42-34 - Oxford, Miss.
 01-15-35 L, 27-42 - Tuscaloosa, Ala.
 01-14-35 L, 26-38 - Tuscaloosa, Ala.
 01-27-34 L, 18-34 - Oxford, Miss.
 01-22-34 L, 25-50 - Oxford, Miss.
 01-19-33 L, 21-57 - Oxford, Miss.
 01-18-33 L, 23-35 - Oxford, Miss.

02-16-32 W, 33-30 - Oxford, Miss.
 02-15-32 L, 21-23 - Oxford, Miss.
 02-21-31 L, 21-30 - Tuscaloosa, Ala.
 02-20-31 L, 25-27 - Tuscaloosa, Ala.
 01-28-30 L, 26-30 - Oxford, Miss.
 01-27-30 L, 21-31 - Oxford, Miss.
 02-05-29 L, 28-41 - Tuscaloosa, Ala.
 02-04-29 L, 24-39 - Tuscaloosa, Ala.
 02-01-27 W, 33-32 - Oxford, Miss.
 01-31-27 W, 29-21 - Oxford, Miss.
 02-06-26 W, 35-25 - Tuscaloosa, Ala.
 02-05-26 W, 32-22 - Tuscaloosa, Ala.
 02-29-24 L, 42-44 - Atlanta, Ga.
 02-23-23 W, 28-17 - Oxford, Miss.
 02-07-23 L, 22-33 - Tuscaloosa, Ala.
 02-12-21 W, 28-13 - Oxford, Miss.
 02-11-21 W, 31-18 - Oxford, Miss.
 01-19-21 W, 22-18 - Tuscaloosa, Ala.
 01-20-21 L, 17-21 - Tuscaloosa, Ala.



GEORGIA

GEORGIA LEADS 77-47

In Oxford: Ole Miss leads 28-25

In Athens: Georgia leads 43-16

Neutral Site: Georgia leads 9-3

In OT: Ole Miss leads 4-2

02-07-2023 W, 78-74 - Athens, Ga.
 01-14-23 L, 58-62 - Oxford, Miss.
 02-19-22 W, 85-68 - Athens, Ga.
 01-30-21 L, 61-71 - Athens, Ga.
 01-16-21 L, 74-78 - Oxford, Miss.
 03-11-20 L, 63-81 - Nashville, Tenn.
 01-25-20 W, 70-60 - Athens, Ga.
 02-23-19 W, 72-71 - Oxford, Miss.
 02-09-19 W, 80-64 - Athens, Ga.
 01-03-18 L, 60-71 - Athens, Ga.
 01-11-17 L, 47-69 - Oxford, Miss.
 02-27-16 L, 66-80 - Athens, Ga.
 01-09-16 W, 72-71 - Oxford, Miss.
 02-25-15 L, 72-76 - Oxford, Miss.
 01-20-15 L, 64-69 - Athens, Ga.
 03-14-14 L, 73-75 - Atlanta, Ga.
 02-15-14 L, 60-61 - Athens, Ga.
 02-16-13 W, 84-74 (ot) - Oxford, Miss.
 01-21-12 W, 66-63 - Athens, Ga.
 01-15-11 L, 76-98 - Oxford, Miss.
 01-13-10 W, 80-76 - Athens, Ga.
 02-21-09 W, 69-47 - Oxford, Miss.
 03-13-08 L, 95-97 (ot) - Atlanta, Ga.
 03-08-08 W, 76-62 - Athens, Ga.
 02-21-07 W, 67-49 - Oxford, Miss.
 01-21-06 L, 65-72 - Athens, Ga.
 01-12-05 W, 59-54 - Oxford, Miss.
 02-04-04 L, 51-64 - Athens, Ga.
 02-26-03 L, 82-89 - Oxford, Miss.
 02-02-02 L, 72-79 - Athens, Ga.
 01-13-01 L, 66-70 - Oxford, Miss.
 02-12-00 L, 65-71 - Athens, Ga.
 01-23-1999 W, 85-76 - Oxford, Miss.
 03-06-98 W, 72-67 - Atlanta, Ga.
 01-28-98 L, 68-70 - Athens, Ga.
 01-05-97 W, 73-66 - Oxford, Miss.
 01-03-96 L, 38-74 - Athens, Ga.
 03-04-95 L, 51-79 - Oxford, Miss.
 01-22-94 W, 85-69 - Athens, Ga.
 01-02-03 L, 61-75 - Oxford, Miss.
 03-12-92 L, 66-85 - Birmingham, Ala.
 02-09-92 L, 66-86 - Athens, Ga.
 03-02-91 L, 62-72 - Oxford, Miss.

01-30-91 L, 62-117 - Athens, Ga.
 02-21-90 L, 83-107 - Athens, Ga.
 01-20-90 W, 84-74 - Oxford, Miss.
 02-22-89 W, 88-79 - Oxford, Miss.
 01-21-89 W, 74-70 (ot) - Athens, Ga.
 02-27-88 W, 75-72 - Oxford, Miss.
 01-27-88 L, 70-86 - Athens, Ga.
 03-06-87 L, 63-65 - Atlanta, Ga.
 02-21-87 L, 65-69 - Athens, Ga.
 01-21-87 W, 80-68 - Oxford, Miss.
 02-26-86 L, 61-62 - Oxford, Miss.
 01-25-86 L, 75-91 - Athens, Ga.
 02-27-85 L, 66-94 - Athens, Ga.
 01-26-85 L, 51-81 - Oxford, Miss.
 02-06-84 W, 56-54 (ot) - Oxford, Miss.
 01-10-84 L, 51-70 - Athens, Ga.
 03-11-83 L, 55-69 - Birmingham, Ala.
 02-07-83 W, 76-59 - Athens, Ga.
 01-10-83 L, 53-68 - Oxford, Miss.
 02-27-82 L, 58-64 - Athens, Ga.
 12-16-81 W, 56-54 - Oxford, Miss.
 03-07-81 W, 66-62 - Birmingham, Ala.
 02-28-81 W, 64-62 - Oxford, Miss.
 12-23-80 L, 62-70 - Athens, Ga.
 02-23-80 L, 65-77 - Athens, Ga.
 12-12-79 L, 62-64 - Oxford, Miss.
 01-29-79 W, 82-63 - Athens, Ga.
 01-24-79 L, 53-59 - Oxford, Miss.
 02-06-78 L, 56-57 - Athens, Ga.
 01-09-78 W, 75-63 - Oxford, Miss.
 02-12-77 L, 76-92 - Athens, Ga.
 01-15-77 W, 82-62 - Oxford, Miss.
 02-23-76 L, 68-70 - Athens, Ga.
 01-26-76 L, 72-74 - Oxford, Miss.
 02-03-75 W, 93-87 - Athens, Ga.
 01-02-75 L, 83-88 - Oxford, Miss.
 02-04-74 W, 59-55 - Oxford, Miss.
 01-05-74 W, 79-70 - Athens, Ga.
 02-24-73 W, 69-62 - Oxford, Miss.
 01-27-73 L, 67-71 - Athens, Ga.
 02-26-72 L, 69-79 - Athens, Ga.
 01-29-72 L, 74-80 - Oxford, Miss.
 02-20-71 W, 76-72 - Oxford, Miss.
 01-23-71 L, 80-88 - Athens, Ga.
 02-21-70 L, 79-94 - Athens, Ga.
 01-24-70 L, 84-96 - Oxford, Miss.
 02-22-69 L, 82-85 (ot) - Oxford, Miss.
 01-25-69 L, 81-84 - Athens, Ga.
 02-26-68 L, 77-111 - Athens, Ga.
 01-01-68 L, 64-70 - Oxford, Miss.
 02-27-67 W, 75-67 - Oxford, Miss.
 01-20-67 L, 78-85 - Athens, Ga.
 01-31-66 L, 71-91 - Oxford, Miss.
 02-13-65 L, 68-90 - Athens, Ga.
 02-15-64 W, 80-72 - Oxford, Miss.
 02-16-63 L, 63-76 - Athens, Ga.
 02-17-62 W, 79-75 - Oxford, Miss.
 02-18-61 L, 69-73 - Athens, Ga.
 02-15-60 W, 65-63 (ot) - Oxford, Miss.
 02-14-59 L, 69-84 - Athens, Ga.
 02-15-58 W, 81-63 - Oxford, Miss.
 02-16-57 W, 99-91 - Athens, Ga.
 02-18-56 W, 105-65 - Oxford, Miss.
 02-19-55 L, 80-86 - Athens, Ga.
 02-20-54 W, 80-66 - Oxford, Miss.
 12-19-53 W, 87-73 - Birmingham, Ala.
 02-02-53 W, 77-75 - Athens, Ga.
 01-07-52 W, 103-52 - Oxford, Miss.
 01-06-51 L, 41-59 - Athens, Ga.
 03-02-50 L, 58-59 - Louisville Ky.
 01-07-50 L, 52-70 - Athens, Ga.
 01-07-49 L, 54-63 - Oxford, Miss.
 01-10-48 L, 66-74 - Athens, Ga.
 01-06-47 L, 38-46 - Oxford, Miss.
 02-26-43 L, 27-36 - Louisville, Ky.
 02-16-42 L, 27-36 - Athens, Ga.
 02-15-41 L, 46-53 - Oxford, Miss.
 02-29-40 L, 27-45 - Knoxville, Tenn.
 01-19-40 L, 41-45 - Athens, Ga.
 02-14-28 L, 33-37 - Athens, Ga.
 02-13-28 W, 44-37 - Athens, Ga.

SEC TOURNAMENT



SEC TOURNAMENT, TEAM-BY-TEAM (33-59)

Opponent	Record	Last Meeting
Alabama	2-6	2019 (2nd Rd, L)
Arkansas	0-1	2017 (2nd Rd, L)
Auburn	2-1	2012 (1st Rd, W)
Florida	3-4	2013 (Finals, W)
Georgia	2-9	2020 (1st Rd, L)
Georgia Tech	1-1	1939 (1st Rd, W)
Kentucky	0-15	2011 (2nd Rd, L)
LSU	3-6	2021 (2nd Rd, L)
Mississippi State	1-1	2014 (1st Rd, W)
Missouri	2-1	2022 (1st Rd, L)
South Carolina	6-5	2023 (1st Rd, W)
Tennessee	7-6	2023 (2nd Rd, L)
Texas A&M	--	--
Vanderbilt	4-3	2013 (Semis, W)

SEC TOURNAMENT NOTES, ALL-TIME

Overall: 33-59 (61 tournaments since 1933)
Titles: 2 (1981, 2013)

First Round: 12-24
 Last Win: March 8, 2023, vs. South Carolina, 67-61

Second Round: 13-23
 Last Win: March 11, 2021, vs. South Carolina, 76-59

Quarterfinals: 1-3
 Last Win: March 15, 2013, vs. Missouri, 64-62

Semifinals: 5-6
 Last Win: March 16, 2013, vs. Vanderbilt, 61-51

Championship Game: 2-3
 Last Win: March 17, 2013, vs. Florida, 66-63

OLE MISS ALL-TIME SEC TOURNAMENT RESULTS

1933	Atlanta, Ga.
First Round	Kentucky 49-Ole Miss 31
1937	Knoxville, Tenn.
First Round	Alabama 35-Ole Miss 34
1938	Baton Rouge, La.
Second Round	Ole Miss 45-Tennessee 40
Semifinals	Ole Miss 68-LSU 40
Finals	Georgia Tech 58-Ole Miss 47
1939	Knoxville, Tenn.
First Round	Ole Miss 42-Georgia Tech 38
Second Round	Kentucky 49-Ole Miss 30
1940	Knoxville, Tenn.
Second Round	Georgia 45-Ole Miss 28
1941	Louisville, Ky.
First Round	Kentucky 62-Ole Miss 52
1942	Louisville, Ky.
Second Round	Kentucky 59-Ole Miss 32
1943	Louisville, Ky.
First Round	Georgia 36-Ole Miss 27
1945	Louisville, Ky.
First Round	Tennessee 59-Ole Miss 37
1946	Louisville, Ky.
Second Round	LSU 69-Ole Miss 34
1947	Louisville, Ky.
First Round	LSU 61-Ole Miss 36
1948	Louisville, Ky.
Second Round	Tennessee 81-Ole Miss 62
1949	Louisville, Ky.
Second Round	Tennessee 74-Ole Miss 49
1950	Louisville, Ky.
First Round	Georgia 59-Ole Miss 58
1951	Louisville, Ky.
First Round	Ole Miss 44-Alabama 42
Second Round	LSU 62-Ole Miss 57
1952	Louisville, Ky.
Second Round	LSU 75-Ole Miss 60
1979	Birmingham, Ala.
First Round	Kentucky 82-Ole Miss 77
1980	Birmingham, Ala.
Second Round	Ole Miss 76-Tennessee 74
Semifinals	Kentucky 70-Ole Miss 67
1981	Birmingham, Ala.
Second Round	Ole Miss 81-Tennessee 72
Semifinals	Ole Miss 71-Vanderbilt 51
Finals	Ole Miss 66, Georgia 62 (SEC Tournament Champion)
1982	Lexington, Ky.
Second Round	Ole Miss 59-LSU 52
Semifinals	Kentucky 62-Ole Miss 58
1983	Birmingham, Ala.
Second Round	Georgia 69-Ole Miss 55
1984	Nashville, Tenn.
First Round	Vanderbilt 77-Ole Miss 57

1985	Birmingham, Ala.
First Round	Auburn 68-Ole Miss 60
1986	Lexington, Ky.
First Round	Ole Miss 73-Tennessee 56
Second Round	Kentucky 95-Ole Miss 69
1987	Atlanta, Ga.
Second Round	Georgia 65-Ole Miss 63
1988	Baton Rouge, La.
First Round	Ole Miss 64-Alabama 59 (ot)
Second Round	Kentucky 82-Ole Miss 64
1989	Knoxville, Tenn.
First Round	Ole Miss 80-Auburn 68
Second Round	Alabama 64-Ole Miss 56
1990	Orlando, Fla.
Second Round	Ole Miss 87-Tennessee 86
Semifinals	Ole Miss 65-Vanderbilt 62
Finals	Alabama 70-Ole Miss 51
1991	Nashville, Tenn.
First Round	Tennessee 94-Ole Miss 85
1992	Birmingham, Ala.
First Round	Georgia 85-Ole Miss 66
1993	Lexington, Ky.
First Round	Ole Miss 67-Florida 62
Second Round	LSU 89-Ole Miss 70
1994	Memphis, Tenn.
First Round	South Carolina 80-Ole Miss 57
1995	Atlanta, Ga.
First Round	Florida 63-Ole Miss 59
1996	New Orleans, La.
First Round	Florida 75-Ole Miss 62
1997	Memphis, Tenn.
Second Round	Ole Miss 64-Vanderbilt 62
Semifinals	Kentucky 88-Ole Miss 70
1998	Atlanta, Ga.
Second Round	Ole Miss 72-Georgia 67
Semifinals	South Carolina 87-Ole Miss 77
1999	Atlanta, Ga.
First Round	Ole Miss 64-South Carolina 60
Second Round	Kentucky 83-Ole Miss 73
2000	Atlanta, Ga.
First Round	Florida 89-Ole Miss 67
2001	Nashville, Tenn.
Second Round	Ole Miss 86-Tennessee 73
Semifinals	Ole Miss 74-Florida 69
Finals	Kentucky 77-Ole Miss 55
2002	Atlanta, Ga.
First Round	South Carolina 69-Ole Miss 67
2003	New Orleans, La.
First Round	Ole Miss 62-South Carolina 56
Second Round	Mississippi State 73-Ole Miss 64
2004	Atlanta, Ga.
First Round	Vanderbilt 70-Ole Miss 50

2005	Atlanta, Ga.
First Round	Ole Miss 53-South Carolina 52
Second Round	Alabama 69-Ole Miss 52
2006	Nashville, Tenn.
First Round	Kentucky 71-Ole Miss 57
2007	Atlanta, Ga.
Second Round	Ole Miss 80-LSU 60
Semifinals	Florida 80-Ole Miss 59
2008	Atlanta, Ga.
First Round	Georgia 97-Ole Miss 95 (ot)
2009	Tampa, Fla.
First Round	Kentucky 71-Ole Miss 58
2010	Nashville, Tenn.
Second Round	Tennessee 76-Ole Miss 65
2011	Atlanta, Ga.
First Round	Ole Miss 66-South Carolina 55
Second Round	Kentucky 75-Ole Miss 66
2012	New Orleans, La.
First Round	Ole Miss 68-Auburn 54
Second Round	Ole Miss 78-Tennessee 72 (ot)
Semifinals	Vanderbilt 65-Ole Miss 53
2013	Nashville, Tenn.
Quarterfinals	Ole Miss 64-Missouri 62
Semifinals	Ole Miss 64-Vanderbilt 52
Finals	Ole Miss 66-Florida 63
2014	Atlanta, Ga.
Second Round	Ole Miss 78-Mississippi State 66
Quarterfinals	Georgia 75-Ole Miss 73
2015	Nashville, Tenn.
Second Round	South Carolina 60-Ole Miss 58
2016	Nashville, Tenn.
Second Round	Alabama 81-Ole Miss 73
2017	Nashville, Tenn.
Second Round	Ole Miss 86-Missouri 74
Quarterfinals	Arkansas 73-Ole Miss 72
2018	Saint Louis, Mo.
First Round	South Carolina 85-Ole Miss 84
2019	Nashville, Tenn.
Second Round	Alabama 62-Ole Miss 57
2020	Nashville, Tenn.
First Round	Georgia 81-Ole Miss 63
2021	Nashville, Tenn.
Second Round	Ole Miss 76-South Carolina 59
Quarterfinals	LSU 76-Ole Miss 73
2022	Tampa, Fla.
First Round	Missouri 72-Ole Miss 60
2023	Nashville, Tenn.
First Round	Ole Miss 67-South Carolina 61
Second Round	Tennessee 70-Ole Miss 55
Overall Record:	33-59 (61 Tournaments)

NATIONAL TOURNAMENTS



The 2013 Ole Miss Rebels, fresh off a thrilling run to win the SEC Tournament title, took down 5-seed Wisconsin in the opening round of the NCAA Tournament, 57-46.



Ole Miss has made the NIT semifinals twice, heading to New York City's Madison Square Garden in both 2008 and 2010.

OLE MISS ALL-TIME POSTSEASON RESULTS

NCAA Tournament (5-9 Record / 9 Appearances)

1981	Kansas (Midwest Region, Wichita, Kan.)	66-69, L
1997	Temple (Midwest Region, Kansas City, Mo.)	40-62, L
1998	Valparaiso (Midwest Region, Oklahoma City, Okla.)	69-70, L
1999	Villanova (Midwest Region, Milwaukee, Wis.)	72-70, W
	Michigan State (Midwest Region, Milwaukee, Wis.)	66-74, L
2001	Iona (Midwest Region, Kansas City, Mo.)	72-70, W
	Notre Dame (Midwest Region, Kansas City, Mo.)	59-56, W
	Arizona (Midwest Region, San Antonio, Texas)	56-66, L
2002	UCLA (West Region, Pittsburgh, Pa.)	58-80, L
2013	Wisconsin (West Region, Kansas City, Mo.)	57-46, W
	La Salle (West Region, Kansas City, Mo.)	74-76, L
2015	BYU (West Region, Dayton, Ohio)	94-90, W
	Xavier (West Region, Jacksonville, Fla.)	57-76, L
2019	Oklahoma (Columbia, S.C.)	72-95, L

National Invitation Tournament (15-13 Record / 13 Appearances)

1980	Grambling (Oxford, Miss.)	76-74, W
	Minnesota (Minneapolis, Minn.)	56-58, L
1982	Clemson (Clemson, S.C.)	53-49, W
	Virginia Tech (Oxford, Miss.)	59-61, L
1983	Alabama State (Oxford, Miss.)	87-75, W
	South Florida (Oxford, Miss.)	65-57, W
	DePaul (Chicago, Ill.)	67-75, L
1987	Southern Mississippi (Hattiesburg, Miss.)	75-93, L
1989	St. John's (Jamaica, N.Y.)	67-70, L
2000	UNC Charlotte (Oxford, Miss.)	62-45, W
	Southwest Missouri State (Oxford, Miss.)	70-48, W
	N.C. State (Raleigh, N.C.)	54-77, L
2007	Appalachian State (Oxford, Miss.)	73-59, W
	Clemson (Clemson, S.C.)	68-89, L
2008	UC Santa Barbara (Oxford, Miss.)	83-68, W
	Nebraska (Oxford, Miss.)	85-75, W (OT)
	Virginia Tech (Blacksburg, Va.)	81-72, W
	Ohio State (New York, N.Y.)	69-81, L
2010	Troy (Oxford, Miss.)	84-65, W
	Memphis (Oxford, Miss.)	90-81, W
	Texas Tech (Oxford, Miss.)	90-87, W (2OT)
	Dayton (New York, N.Y.)	63-68, L
2011	California (Berkeley, Calif.)	74-77, L
2012	Illinois State (Oxford, Miss.)	93-96, L (OT)
2017	Monmouth (West Long Branch, N.J.)	91-83, W
	Syracuse (Syracuse, N.Y.)	85-80, W
	Georgia Tech (Oxford, Miss.)	66-74, L
2021	Louisiana Tech (Frisco, Texas)	61-70, L

2022-23 OVERALL STATS

Game Records

Record	Overall	Home	Away	Neutral
ALL GAMES	12-21	7-10	2-9	3-2
CONFERENCE	3-15	1-8	2-7	0-0
NON-CONFERENCE	9-6	6-2	0-2	3-2

Score by Periods

Team	1st	2nd	OT	TOT
Ole Miss	1046	1176	5	2227
Opponents	1087	1179	13	2279

Team Box Score

No.	Player				Total		3-Point		F-Throw		Rebounds											
		GP-GS	MIN	AVG	FG-FGA	FG%	3FG-3FGA	3FG%	FT-FTA	FT%	OFF	DEF	TOT	AVG	PF	DQ	A	TO	BLK	STL	PTS	AVG
11	MURRELL, Matthew	30-29	1032:11	34.4	140-384	.365	62-204	.304	91-108	.843	22	82	104	3.5	56	3	79	58	5	34	433	14.4
4	BRAKEFIELD, Jaemyn	33-31	958:06	29.0	132-246	.537	34-97	.351	69-94	.734	47	142	189	5.7	51	0	55	51	6	24	367	11.1
24	RUFFIN, Daeshun	11-2	202:47	18.4	36-98	.367	12-40	.300	21-29	.724	1	11	12	1.1	26	2	35	16	1	7	105	9.5
1	ABRAM, Amaree	33-22	693:31	21.0	104-258	.403	39-107	.364	18-27	.667	8	58	66	2.0	63	1	66	59	4	22	265	8.0
3	BURNS, Myles	33-30	891:12	27.0	99-236	.419	12-64	.188	55-80	.688	80	115	195	5.9	62	0	50	40	14	80	265	8.0
2	CALDWELL, TJ	31-7	534:25	17.2	51-153	.333	19-68	.279	26-33	.788	10	41	51	1.6	40	0	38	37	3	10	147	4.7
00	MCKINNIS, Jayveous	32-14	539:03	16.8	63-107	.589	0-0	.000	20-45	.444	50	69	119	3.7	57	1	11	17	30	14	146	4.6
21	ALLEN, Robert	33-13	529:40	16.1	52-117	.444	5-14	.357	37-58	.638	46	65	111	3.4	58	1	40	33	11	21	146	4.4
5	WHITE, James	29-7	399:02	13.8	51-131	.389	7-32	.219	6-15	.400	12	47	59	2.0	30	0	29	18	3	5	115	4.0
33	MBALLA, Josh	16-2	146:47	9.2	19-37	.514	2-2	1.000	14-23	.609	21	16	37	2.3	16	0	4	14	4	6	54	3.4
14	FAGAN, Tye	28-2	279:43	10.0	28-79	.354	11-43	.256	18-21	.857	3	24	27	1.0	12	0	14	13	2	6	85	3.0
10	AKWUBA, Theo	31-6	358:50	11.6	33-73	.452	0-0	.000	13-26	.500	30	45	75	2.4	49	0	6	18	32	5	79	2.5
12	EWIN, Malique	14-0	86:03	6.1	8-14	.571	0-0	.000	4-5	.800	3	13	16	1.1	5	0	5	7	8	1	20	1.4
Team											63	56	119					21				
Total		33	6651		816-1933	.422	203-671	.303	392-564	.695	396	784	1180	35.8	525	8	432	402	123	235	2227	67.5
Opponents		33	6625		819-1873	.437	218-645	.338	423-568	.745	334	793	1127	34.2	506	9	459	398	93	234	2279	69.1

Team Statistics

	OM	OPP
Scoring	2227	2279
Points per game	67.5	69.1
Scoring margin	-1.6	-
Field goals-att	816-1933	819-1873
Field goal pct	.422	.437
3 point fg-att	203-671	218-645
3-point FG pct	.303	.338
3-pt FG made per game	6.2	6.6
Free throws-att	392-564	423-568
Free throw pct	.695	.745
F-Throws made per game	11.9	12.8
Rebounds	1180	1127
Rebounds per game	35.8	34.2
Rebounding margin	+1.6	-
Assists	432	459
Assists per game	13.1	13.9
Turnovers	402	398
Turnovers per game	12.2	12.1
Turnover margin	-0.1	-
Assist/turnover ratio	1.1	1.2
Steals	235	234
Steals per game	7.1	7.1
Blocks	123	93
Blocks per game	3.7	2.8
Winning streak	0	-
Home win streak	0	-
Attendance	103566	115427
Home games-Avg/Game	17-6092	11-10493
Neutral site-Avg/Game	-	5-6165

Team Results

Date	Opponent		Score	Att.
11/07/2022	Alcorn	W	73-58	5990
11/11/2022	Fla. Atlantic	W	80-67	5974
11/15/2022	Chattanooga	W	70-58	5479
11/18/2022	UT Martin	W	72-68	5024
11/24/2022	vs Stanford	W	72-68	1211
11/25/2022	vs Siena	W	74-62	1108
11/27/2022	vs Oklahoma	L	55-59	1014
12/03/2022	at Memphis	L	57-68	13264
12/10/2022	Valparaiso	W	98-61	5517
12/14/2022	UCF	L	61-72	5215
12/17/2022	Temple	W	63-55	6154
12/20/2022	North Ala.	L	65-66	5477
12/28/2022	Tennessee	L	59-63	7013
01/03/2023	at Alabama	L	62-84	8505
01/07/2023	at Mississippi St.	L	54-64	9295
01/10/2023	Auburn	L	73-82	5973
01/14/2023	Georgia	L	58-62	6117
01/17/2023	at South Carolina	W	70-58	9171
01/21/2023	at Arkansas	L	57-69	19200
01/24/2023	Missouri	L	77-89	6260
01/28/2023	at Oklahoma St.	L	60-82	9973
01/31/2023	Kentucky	L	66-75	7945
02/04/2023	at Vanderbilt	L	71-74	7237
02/07/2023	at Georgia	W	78-74	7135
02/11/2023	South Carolina	L	61-64	5928
02/15/2023	at Florida	L	64-79	7464
02/18/2023	Mississippi St.	Lot	61-69	7188
02/22/2023	at Auburn	L	74-78	9121
02/25/2023	LSU	W	82-69	6304
02/28/2023	Texas A&M	L	61-69	6008
03/04/2023	at Missouri	L	77-82	15062
03/08/2023	vs South Carolina	W	67-61	14326
03/09/2023	vs Tennessee	L	55-70	13165

2022-23 CONFERENCE

Game Records

Record	Overall	Home	Away	Neutral
ALL GAMES	3-15	1-8	2-7	0-0
CONFERENCE	3-15	1-8	2-7	0-0
NON-CONFERENCE	0-0	0-0	0-0	0-0

Score by Periods

Team	1st	2nd	OT	TOT
Ole Miss	574	626	5	1205
Opponents	608	683	13	1304

Team Box Score

No.	Player				Total		3-Point		F-Throw		Rebounds												
		GP-GS	MIN	AVG	FG-FGA	FG%	3FG-3FGA	3FG%	FT-FTA	FT%	OFF	DEF	TOT	AVG	PF	DQ	A	TO	BLK	STL	PTS	AVG	
11	MURRELL, Matthew	16-15	565:02	35.3	71-205	.346	33-112	.295	55-67	.821	11	46	57	3.6	33	2	43	33	2	13	230	14.4	
4	BRAKEFIELD, Jaemyn	18-17	591:41	32.9	85-151	.563	21-60	.350	44-61	.721	29	83	112	6.2	39	0	34	35	4	15	235	13.1	
24	RUFFIN, Daeshun	6-1	108:32	18.1	18-57	.316	8-29	.276	13-17	.765	0	5	5	0.8	18	2	17	9	1	4	57	9.5	
3	BURNS, Myles	18-15	495:51	27.5	54-126	.429	6-32	.188	34-46	.739	39	63	102	5.7	36	0	30	25	4	37	148	8.2	
1	ABRAM, Amaree	18-10	355:18	19.7	47-131	.359	19-58	.328	8-12	.667	5	29	34	1.9	32	0	33	28	3	13	121	6.7	
00	MCKINNIS, Jayveous	18-5	326:06	18.1	39-69	.565	0-0	.000	14-31	.452	27	44	71	3.9	30	0	5	10	17	5	92	5.1	
2	CALDWELL, TJ	16-7	291:42	18.2	26-89	.292	9-42	.214	13-17	.765	3	26	29	1.8	23	0	19	19	2	2	74	4.6	
5	WHITE, James	14-4	204:18	14.6	28-63	.444	6-20	.300	1-5	.200	4	18	22	1.6	16	0	15	11	1	3	63	4.5	
21	ALLEN, Robert	18-10	290:53	16.2	31-68	.456	4-8	.500	15-24	.625	27	37	64	3.6	34	0	31	15	4	10	81	4.5	
14	FAGAN, Tye	17-2	189:02	11.1	19-55	.345	7-29	.241	16-18	.889	2	18	20	1.2	10	0	13	11	2	2	61	3.6	
10	AKWUBA, Theo	16-4	178:42	11.2	15-34	.441	0-0	.000	7-13	.538	14	24	38	2.4	25	0	1	5	17	4	37	2.3	
12	EWIN, Malique	3-0	27:21	9.1	1-3	.333	0-0	.000	2-2	1.000	1	5	6	2.0	2	0	0	2	0	0	4	1.3	
33	MBALLA, Josh	4-0	20:30	5.1	1-4	.250	0-0	.000	0-0	.000	2	0	2	0.5	4	0	0	2	1	0	2	0.5	
Team												40	24	64					12				
Total		18	3645		435-1055	.412	113-390	.290	222-313	.709	204	422	626	34.8	302	4	241	217	58	108	1205	66.9	
Opponents		18	3625		461-1015	.454	121-359	.337	261-357	.731	174	453	627	34.8	271	6	259	195	48	130	1304	72.4	

2022-23 NON-CONFERENCE

Game Records

Record	Overall	Home	Away	Neutral
ALL GAMES	9-6	6-2	0-2	3-2
CONFERENCE	0-0	0-0	0-0	0-0
NON-CONFERENCE	9-6	6-2	0-2	3-2

Score by Periods

Team	1st	2nd	OT	TOT
Ole Miss	472	550	0	1022
Opponents	479	496	0	975

Team Box Score

No.	Player				Total		3-Point		F-Throw		Rebounds												
		GP-GS	MIN	AVG	FG-FGA	FG%	3FG-3FGA	3FG%	FT-FTA	FT%	OFF	DEF	TOT	AVG	PF	DQ	A	TO	BLK	STL	PTS	AVG	
11	MURRELL, Matthew	14-14	467:09	33.4	69-179	.385	29-92	.315	36-41	.878	11	36	47	3.4	23	1	36	25	3	21	203	14.5	
24	RUFFIN, Daeshun	5-1	94:15	18.9	18-41	.439	4-11	.364	8-12	.667	1	6	7	1.4	8	0	18	7	0	3	48	9.6	
1	ABRAM, Amaree	15-12	338:13	22.5	57-127	.449	20-49	.408	10-15	.667	3	29	32	2.1	31	1	33	31	1	9	144	9.6	
4	BRAKEFIELD, Jaemyn	15-14	366:24	24.4	47-95	.495	13-37	.351	25-33	.758	18	59	77	5.1	12	0	21	16	2	9	132	8.8	
3	BURNS, Myles	15-15	395:21	26.4	45-110	.409	6-32	.188	21-34	.618	41	52	93	6.2	26	0	20	15	10	43	117	7.8	
2	CALDWELL, TJ	15-0	242:44	16.2	25-64	.391	10-26	.385	13-16	.813	7	15	22	1.5	17	0	19	18	1	8	73	4.9	
33	MBALLA, Josh	12-2	126:17	10.5	18-33	.545	2-2	1.000	14-23	.609	19	16	35	2.9	12	0	4	12	3	6	52	4.3	
21	ALLEN, Robert	15-3	238:47	15.9	21-49	.429	1-6	.167	22-34	.647	19	28	47	3.1	24	1	9	18	7	11	65	4.3	
00	MCKINNIS, Jayveous	14-9	212:57	15.2	24-38	.632	0-0	.000	6-14	.429	23	25	48	3.4	27	1	6	7	13	9	54	3.9	
5	WHITE, James	15-3	194:44	13.0	23-68	.338	1-12	.083	5-10	.500	8	29	37	2.5	14	0	14	7	2	2	52	3.5	
10	AKWUBA, Theo	15-2	180:08	12.0	18-39	.462	0-0	.000	6-13	.462	16	21	37	2.5	24	0	5	13	15	1	42	2.8	
14	FAGAN, Tye	11-0	90:41	8.2	9-24	.375	4-14	.286	2-3	.667	1	6	7	0.6	2	0	1	2	0	4	24	2.2	
12	EWIN, Malique	11-0	58:42	5.3	7-11	.636	0-0	.000	2-3	.667	2	8	10	0.9	3	0	5	5	8	1	16	1.5	
Team												23	32	55					9				
Total		15	3006		381-878	.434	90-281	.320	170-251	.677	192	362	554	36.9	223	4	191	185	65	127	1022	68.1	
Opponents		15	3000		358-858	.417	97-286	.339	162-211	.768	160	340	500	33.3	235	3	199	203	45	104	975	65.0	

2022-23 TEAM GAME-BY-GAME

Opponent	Date	Score	W	Total		3-Pointers		Free throws		Rebounds				PF	A	TO	BLK	STL	PTS	AVG
				FG-FGA	PCT	3FG-3FGA	PCT	FT-FTA	PCT	OFF	DEF	TOT	AVG							
Alcorn	11/07/2022	73-58	W	22-59	.373	9-25	.360	20-28	.714	21	24	45	45.0	16	11	16	5	8	73	73.0
Fla. Atlantic	11/11/2022	80-67	W	30-59	.508	6-15	.400	14-21	.667	14	26	40	42.5	15	15	10	3	8	80	76.5
Chattanooga	11/15/2022	70-58	W	29-59	.492	9-24	.375	3-6	.500	12	30	42	42.3	13	17	15	5	8	70	74.3
UT Martin	11/18/2022	72-68	W	21-54	.389	5-19	.263	25-38	.658	17	24	41	42.0	16	12	17	3	11	72	73.8
vs Stanford	11/24/2022	72-68	W	29-58	.500	4-11	.364	10-15	.667	8	27	35	40.6	14	14	11	2	6	72	73.4
vs Siena	11/25/2022	74-62	W	29-58	.500	6-18	.333	10-14	.714	12	24	36	39.8	11	13	16	5	13	74	73.5
vs Oklahoma	11/27/2022	55-59	L	23-51	.451	6-18	.333	3-3	1.000	6	18	24	37.6	14	10	12	4	10	55	70.9
at Memphis	12/03/2022	57-68	L	21-63	.333	5-20	.250	10-13	.769	19	20	39	37.8	16	12	16	5	5	57	69.1
Valparaiso	12/10/2022	98-61	W	41-73	.562	4-13	.308	12-16	.750	10	29	39	37.9	13	19	5	2	14	98	72.3
UCF	12/14/2022	61-72	L	23-52	.442	6-18	.333	9-17	.529	12	20	32	37.3	15	14	15	9	5	61	71.2
Temple	12/17/2022	63-55	W	21-55	.382	4-22	.182	17-25	.680	14	32	46	38.1	20	10	11	7	6	63	70.5
North Ala.	12/20/2022	65-66	L	24-61	.393	5-17	.294	12-19	.632	15	28	43	38.5	16	11	15	8	8	65	70.0
Tennessee	12/28/2022	59-63	L	19-51	.373	8-25	.320	13-18	.722	7	21	28	37.7	21	7	15	4	4	59	69.2
at Alabama	01/03/2023	62-84	L	24-69	.348	2-24	.083	12-17	.706	17	31	48	38.4	23	9	13	8	4	62	68.6
at Mississippi St.	01/07/2023	54-64	L	19-53	.358	4-17	.235	12-17	.706	11	23	34	38.1	21	9	15	4	5	54	67.7
Auburn	01/10/2023	73-82	L	24-55	.436	9-25	.360	16-18	.889	6	22	28	37.5	17	14	11	8	6	73	68.0
Georgia	01/14/2023	58-62	L	25-59	.424	3-19	.158	5-8	.625	10	24	34	37.3	14	13	11	4	5	58	67.4
at South Carolina	01/17/2023	70-58	W	23-50	.460	10-24	.417	14-26	.538	7	36	43	37.6	16	18	12	3	3	70	67.6
at Arkansas	01/21/2023	57-69	L	23-52	.442	5-13	.385	6-13	.462	7	23	30	37.2	17	12	17	6	6	57	67.0
Missouri	01/24/2023	77-89	L	27-61	.443	10-28	.357	13-18	.722	16	20	36	37.2	12	19	16	2	6	77	67.5
at Oklahoma St.	01/28/2023	60-82	L	23-64	.359	5-19	.263	9-11	.818	14	15	29	36.8	21	6	8	4	8	60	67.1
Kentucky	01/31/2023	66-75	L	27-61	.443	4-19	.211	8-10	.800	10	19	29	36.4	18	18	8	1	4	66	67.1
at Vanderbilt	02/04/2023	71-74	L	27-74	.365	10-26	.385	7-7	1.000	17	23	40	36.6	16	11	5	4	4	71	67.3
at Georgia	02/07/2023	78-74	W	26-61	.426	4-23	.174	22-27	.815	11	25	36	36.5	20	19	8	5	5	78	67.7
South Carolina	02/11/2023	61-64	L	20-54	.370	6-23	.261	15-22	.682	10	24	34	36.4	16	14	11	2	11	61	67.4
at Florida	02/15/2023	64-79	L	25-63	.397	3-12	.250	11-18	.611	16	22	38	36.5	13	6	11	3	5	64	67.3
Mississippi St.	02/18/2023	61-69	Lot	20-62	.323	3-22	.136	18-26	.692	11	21	32	36.3	16	13	8	1	13	61	67.1
at Auburn	02/22/2023	74-78	L	24-58	.414	6-18	.333	20-32	.625	17	21	38	36.4	20	9	12	1	9	74	67.3
LSU	02/25/2023	82-69	W	32-58	.552	9-21	.429	9-9	1.000	6	22	28	36.1	12	17	10	0	8	82	67.8
Texas A&M	02/28/2023	61-69	L	22-59	.373	12-29	.414	5-9	.556	16	25	41	36.3	14	19	18	2	2	61	67.6
at Missouri	03/04/2023	77-82	L	28-55	.509	5-22	.227	16-18	.889	9	20	29	36.0	16	14	16	0	8	77	67.9
vs South Carolina	03/08/2023	67-61	W	25-59	.424	9-22	.409	8-13	.615	13	28	41	36.2	9	14	11	2	8	67	67.9
vs Tennessee	03/09/2023	55-70	L	20-53	.377	7-20	.350	8-12	.667	5	17	22	35.8	14	13	7	1	9	55	67.5
Total		2227		816-1933	.422	203-671	.303	392-564	.695	396	784	1180	35.8	525	432	402	123	235	2227	67.5
Opponents		2279		819-1873	.437	218-645	.338	423-568	.745	334	793	1127	34.2	506	459	398	93	234	2279	69.1

Ole Miss Averages

Games Played	Points/game	FG Pct	3FG Pct	FT Pct	Rebounds/game	Assists/game	Turnovers/game	Assist/Turnover ratio	Steals/game	Blocks/game
33	67.5	42.2	30.3	69.5	35.8	13.1	12.2	1.1	7.1	3.7

2022-23 OPPONENT GAME-BY-GAME

Opponent	Date	Score	W	Total		3-Pointers		Free throws		Rebounds				PF	A	TO	BLK	STL	PTS	AVG
				FG-FGA	PCT	3FG-3FGA	PCT	FT-FTA	PCT	OFF	DEF	TOT	AVG							
Alcorn	11/07/2022	73-58	W	21-57	.368	7-15	.467	9-11	.818	13	20	33	33.0	25	12	18	5	11	58	58.0
Fla. Atlantic	11/11/2022	80-67	W	26-62	.419	8-21	.381	7-12	.583	14	17	31	32.0	15	16	12	2	4	67	62.5
Chattanooga	11/15/2022	70-58	W	21-58	.362	10-28	.357	6-10	.600	10	18	28	30.7	10	16	12	2	11	58	61.0
UT Martin	11/18/2022	72-68	W	26-58	.448	7-20	.350	9-15	.600	12	22	34	31.5	28	12	19	2	12	68	62.8
vs Stanford	11/24/2022	72-68	W	23-57	.404	7-22	.318	15-16	.938	7	23	30	31.2	13	14	9	3	5	68	63.8
vs Siena	11/25/2022	74-62	W	24-56	.429	5-15	.333	9-12	.750	9	18	27	30.5	16	14	17	2	8	62	63.5
vs Oklahoma	11/27/2022	55-59	L	23-43	.535	4-7	.571	9-13	.692	4	22	26	29.9	10	12	12	2	8	59	62.9
at Memphis	12/03/2022	57-68	L	27-69	.391	1-15	.067	13-16	.813	20	22	42	31.4	14	15	11	7	7	68	63.5
Valparaiso	12/10/2022	98-61	W	22-57	.386	5-13	.385	12-16	.750	9	26	35	31.8	13	12	21	2	2	61	63.2
UCF	12/14/2022	61-72	L	27-63	.429	7-18	.389	11-14	.786	17	22	39	32.5	18	14	11	4	8	72	64.1
Temple	12/17/2022	63-55	W	17-57	.298	5-24	.208	16-19	.842	9	25	34	32.6	20	10	9	2	6	55	63.3
North Ala.	12/20/2022	65-66	L	25-59	.424	9-22	.409	7-12	.583	8	25	33	32.7	18	12	15	4	8	66	63.5
Tennessee	12/28/2022	59-63	L	21-49	.429	3-15	.200	18-26	.692	11	27	38	33.1	16	13	14	4	8	63	63.5
at Alabama	01/03/2023	62-84	L	29-63	.460	9-20	.450	17-25	.680	9	30	39	33.5	15	13	7	5	7	84	64.9
at Mississippi St.	01/07/2023	54-64	L	23-58	.397	5-15	.333	13-26	.500	17	25	42	34.1	14	15	9	1	12	64	64.9
Auburn	01/10/2023	73-82	L	30-61	.492	4-14	.286	18-22	.818	12	26	38	34.3	17	19	10	1	8	82	65.9
Georgia	01/14/2023	58-62	L	21-59	.356	7-22	.318	13-14	.929	15	24	39	34.6	9	11	11	3	6	62	65.7
at South Carolina	01/17/2023	70-58	W	22-60	.367	6-24	.250	8-13	.615	5	26	31	34.4	20	9	9	1	6	58	65.3
at Arkansas	01/21/2023	57-69	L	26-57	.456	8-20	.400	9-17	.529	8	23	31	34.2	16	14	11	4	12	69	65.5
Missouri	01/24/2023	77-89	L	31-56	.554	16-30	.533	11-13	.846	5	22	27	33.9	20	21	11	0	11	89	66.7
at Oklahoma St.	01/28/2023	60-82	L	27-51	.529	6-17	.353	22-25	.880	11	28	39	34.1	13	10	13	5	3	82	67.4
Kentucky	01/31/2023	66-75	L	25-52	.481	6-12	.500	19-23	.826	9	24	33	34.0	14	17	9	1	5	75	67.7
at Vanderbilt	02/04/2023	71-74	L	27-62	.435	7-22	.318	13-20	.650	13	28	41	34.3	10	12	7	7	1	74	68.0
at Georgia	02/07/2023	78-74	W	26-57	.456	3-16	.188	19-27	.704	10	26	36	34.4	18	14	10	2	4	74	68.3
South Carolina	02/11/2023	61-64	L	21-50	.420	9-25	.360	13-20	.650	9	25	34	34.4	15	12	15	2	6	64	68.1
at Florida	02/15/2023	64-79	L	29-49	.592	10-17	.588	11-18	.611	4	26	30	34.2	11	15	12	4	8	79	68.5
Mississippi St.	02/18/2023	61-69	Lot	24-52	.462	3-18	.167	18-21	.857	9	37	46	34.7	20	15	19	1	4	69	68.5
at Auburn	02/22/2023	74-78	L	25-52	.481	6-17	.353	22-24	.917	7	21	28	34.4	20	15	12	10	4	78	68.9
LSU	02/25/2023	82-69	W	24-54	.444	7-27	.259	14-15	.933	8	20	28	34.2	10	14	13	0	6	69	68.9
Texas A&M	02/28/2023	61-69	L	25-66	.379	5-22	.227	14-20	.700	16	24	40	34.4	11	15	5	2	11	69	68.9
at Missouri	03/04/2023	77-82	L	32-58	.552	7-23	.304	11-13	.846	7	19	26	34.1	15	16	11	0	11	82	69.3
vs South Carolina	03/08/2023	67-61	W	25-60	.417	6-21	.286	5-6	.833	8	23	31	34.0	12	15	10	0	6	61	69.0
vs Tennessee	03/09/2023	55-70	L	24-51	.471	10-28	.357	12-14	.857	9	29	38	34.2	10	15	14	3	5	70	69.1
Total		2279		819-1873	.437	218-645	.338	423-568	.745	334	793	1127	34.2	506	459	398	93	234	2279	69.1
Ole Miss		2227		816-1933	.422	203-671	.303	392-564	.695	396	784	1180	35.8	525	432	402	123	235	2227	67.5

Opponents Averages

Games Played	Points/game	FG Pct	3FG Pct	FT Pct	Rebounds/game	Assists/game	Turnovers/game	Assist/Turnover ratio	Steals/game	Blocks/game
33	69.1	43.7	33.8	74.5	34.2	13.9	12.1	1.2	7.1	2.8

2022-23 GAME-BY-GAME STARTING LINEUPS

Opponent	Date	Result	PG	G	G	G/F	F/C	Lineup	Record
Alcorn State	11-07	W, 73-58	Abram	Murrell	Burns	Brakefield	Allen	#1	1-0
Florida Atlantic	11-11	W, 80-67	Abram	Murrell	Burns	Brakefield	Akwuba	#2	1-0
Chattanooga	11-15	W, 70-58	Abram	Murrell	Burns	Brakefield	Mballa	#3	1-0
UT Martin	11-18	W, 72-68	Abram	Murrell	Burns	Brakefield	Akwuba	#2	2-0
Stanford	11-24	W, 72-68	Abram	Murrell	Burns	Brakefield	McKinnis	#4	1-0
Siena	11-25	W, 74-62	Abram	Murrell	Burns	Brakefield	McKinnis	#4	2-0
Oklahoma	11-27	L, 55-59	Abram	Murrell	Burns	Brakefield	McKinnis	#4	2-1
Memphis	12-03	L, 57-68	Abram	Murrell	Burns	Brakefield	Allen	#1	1-1
Valparaiso	12-10	W, 98-61	Abram	Murrell	Burns	Brakefield	McKinnis	#4	3-1
UCF	12-14	L, 61-72	Ruffin	Murrell	Burns	Brakefield	McKinnis	#5	0-1
Temple	12-17	W, 63-55	Abram	Murrell	Burns	Mballa	McKinnis	#6	1-0
North Alabama	12-20	L, 65-66	Abram	Murrell	Burns	Brakefield	McKinnis	#4	3-2
#7 Tennessee	12-28	L, 59-63	Caldwell	Murrell	Burns	Brakefield	McKinnis	#7	0-1
#7 Alabama	01-03	L, 62-84	Caldwell	Murrell	Burns	Brakefield	McKinnis	#7	0-2
Mississippi State	01-07	L, 54-64	Caldwell	Murrell	Burns	Brakefield	Akwuba	#8	0-1
#21 Auburn	01-10	L, 73-82	Caldwell	Murrell	Burns	Brakefield	Akwuba	#8	0-2
Georgia	01-14	L, 58-62	Abram	Murrell	Fagan	Brakefield	Akwuba	#9	0-1
South Carolina	01-17	W, 70-58	Abram	Murrell	White	Brakefield	McKinnis	#10	1-0
#25 Arkansas	01-21	L, 57-69	Abram	Murrell	White	Brakefield	McKinnis	#10	1-1
Missouri	01-24	L, 77-89	Ruffin	Abram	Burns	Brakefield	McKinnis	#11	0-1
Oklahoma State	01-28	L, 60-82	Abram	White	Burns	Brakefield	McKinnis	#12	0-1
Kentucky	01-31	L, 66-75	Abram	Caldwell	Burns	Brakefield	Allen	#13	0-1
Vanderbilt	02-04	L, 71-74	Abram	Caldwell	Burns	Brakefield	Allen	#13	0-2
Georgia	02-07	W, 78-74	Abram	Murrell	Burns	Brakefield	Allen	#1	2-1
South Carolina	02-11	L, 61-64	Caldwell	Murrell	Burns	Brakefield	Allen	#14	0-1
Florida	02-15	L, 64-79	Abram	Murrell	Burns	Brakefield	Allen	#1	2-2
Mississippi State	02-18	L, 61-69 (OT)	Abram	Murrell	Burns	Brakefield	Allen	#1	2-3
Auburn	02-22	L, 74-78	Abram	Murrell	Burns	Brakefield	Allen	#1	2-4
LSU	02-25	W, 82-69	Murrell	White	Burns	Brakefield	Allen	#15	1-0
Texas A&M	02-28	L, 61-69	Fagan	Murrell	Burns	Allen	Akwuba	#16	0-1
Missouri	03-04	L, 77-82	Murrell	White	Burns	Brakefield	Allen	#15	1-1
South Carolina	03-08	W, 67-61	Murrell	White	Burns	Brakefield	Allen	#15	2-1
#17 Tennessee	03-09	L, 55-70	Murrell	White	Burns	Brakefield	Allen	#15	2-2

GAME HIGHS/LOWS

OLE MISS SEASON HIGHS

Category	Stat	Game
Points	98	vs. Valparaiso (12-10-22)
Field Goals Made	41	vs. Valparaiso (12-10-22)
Field Goal Attempts	74	at Vanderbilt (2-4-23)
Field Goal Percentage	.562 (41-73)	vs. Valparaiso (12-10-22)
3 Pt Field Goals Made	12	vs. #24 Texas A&M (2-28-23)
3 Pt Fg Attempts	29	vs. #24 Texas A&M (2-28-23)
3 Pt Fg Percentage	.429 (9-21)	vs. LSU (2-25-23)
Free Throws Made	25	vs. UT Martin (11-18-22)
Free Throw Attempts	38	vs. UT Martin (11-18-22)
Free Throw Percentage	1.000 (9-9)	3x, MR: vs. LSU (2-25-23)
Rebounds	48	at #7 Alabama (1-3-23)
Assists	19	4x, MR: vs. #24 Texas A&M (2-28-23)
Steals	14	vs. Valparaiso (12-10-22)
Blocked Shots	9	vs. UCF (12-14-22)
Turnovers	18	vs. #24 Texas A&M (2-28-23)
Fouls	23	at #7 Alabama (1-3-23)

OLE MISS SEASON LOWS

Category	Stat	Game
Points	54	at Mississippi State (1-7-23)
Field Goals Made	19	2x, MR: at Mississippi State (1-7-23)
Field Goal Attempts	50	at South Carolina (1-17-23)
Field Goal Percentage	.323 (20-62)	vs. Mississippi State (2-18-23)
3 Pt Field Goals Made	2	at #7 Alabama (1-3-23)
3 Pt Fg Attempts	11	vs. Stanford (11-24-22)
3 Pt Fg Percentage	.083 (2-24)	at #7 Alabama (1-3-23)
Free Throws Made	3	2x, MR: vs. Oklahoma (11-27-22)
Free Throw Attempts	3	vs. Oklahoma (11-27-22)
Free Throw Percentage	.462 (6-13)	at #25 Arkansas (1-21-23)
Rebounds	22	vs. #17 Tennessee (3-9-23)
Assists	6	2x, MR: at Florida (2-15-23)
Steals	2	vs. #24 Texas A&M (2-28-23)
Blocked Shots	0	2x, MR: vs. Missouri (3-4-23)
Turnovers	5	2x, MR: at Vanderbilt (2-4-23)
Fouls	9	vs. South Carolina (3-8-23)

OPPONENT SEASON HIGHS

Category	Stat	Game
Points	89	vs. Missouri (1-24-23)
Field Goals Made	32	at Missouri (3-4-23)
Field Goal Attempts	69	at Memphis (12-03-22)
Field Goal Percentage	.592 (29-49)	at Florida (2-15-23)
3 Pt Field Goals Made	16	vs. Missouri (1-24-23)
3 Pt Fg Attempts	30	vs. Missouri (1-24-23)
3 Pt Fg Percentage	.588 (10-17)	at Florida (2-15-23)
Free Throws Made	22	2x, MR: at Auburn (2-22-23)
Free Throw Attempts	27	at Georgia (2-7-23)
Free Throw Percentage	.938 (15-16)	vs. Stanford (11-24-22)
Rebounds	46	vs. Mississippi State (2-18-23)
Assists	21	vs. Missouri (1-24-23)
Steals	12	3x, MR: at #25 Arkansas (1-21-23)
Blocked Shots	10	at Auburn (2-22-23)
Turnovers	21	vs. Valparaiso (12-10-22)
Fouls	28	vs. UT Martin (11-18-22)

OPPONENT SEASON LOWS

Category	Stat	Game
Points	55	vs. Temple (12-17-22)
Field Goals Made	17	vs. Temple (12-17-22)
Field Goal Attempts	43	vs. Oklahoma (11-27-22)
Field Goal Percentage	.298 (17-57)	vs. Temple (12-17-22)
3 Pt Field Goals Made	1	at Memphis (12-03-22)
3 Pt Fg Attempts	7	vs. Oklahoma (11-27-22)
3 Pt Fg Percentage	.067 (1-15)	at Memphis (12-03-22)
Free Throws Made	5	vs. South Carolina (3-8-23)
Free Throw Attempts	6	vs. South Carolina (3-8-23)
Free Throw Percentage	.500 (13-26)	at Mississippi State (1-7-23)
Rebounds	26	2x, MR: at South Carolina (1-17-23)
Assists	9	at South Carolina (1-17-23)
Steals	1	at Vanderbilt (2-4-23)
Blocked Shots	0	4x, MR: vs. South Carolina (3-8-23)
Turnovers	5	vs. #24 Texas A&M (2-28-23)
Fouls	9	vs. Georgia (1-14-23)

OLE MISS INDIVIDUAL HIGHS

Category	Stat	Game
Points	26	2x, MR: Matt Murrell vs. #24 Texas A&M (2-28-23)
Field Goals Made	12	Amaree Abram vs. Stanford (11-24-22)
Field Goal Att.	20	Matthew Murrell vs. Temple (12-17-22)
Fg Pct (Min 5 Made)	1.000 (6-6)	Jaemyn Brakefield vs. FAU (11-11-22)
3-Point Fg Made	8	Matthew Murrell vs. # 24 Texas A&M (2-28-23)
3-Point Fg Att.	12	Matthew Murrell vs. Alcorn State (11-07-22)
3-Pt Fg Pct (Min 2 Made)	1.000	3x, MR: Jaemyn Brakefield (2-2) at #25 Ark. (1-21-23)
Free Throws Made	9	2x, MR: Matthew Murrell at Auburn (2-22-23)
Free Throw Att.	12	Matthew Murrell at Auburn (2-22-23)
Rebounds	13	Myles Burns vs. North Alabama (12-20-22)
Assists	7	2x, MR: Daeshun Ruffin vs. Missouri (1-24-23)
Steals	7	Myles Burns vs. Mississippi State (2-18-23)
Blocked Shots	5	2x, MR: Theo Akwuba vs. #21 Auburn (1-10-23)
Turnovers	7	Jaemyn Brakefield at Missouri (3-4-23)
Minutes	45	Matthew Murrell vs. Mississippi State (2-18-23)

OPPONENT INDIVIDUAL HIGHS

Category	Stat	Game
Points	29	KJ Williams, LSU (2-25-23)
Field Goals Made	10	3x, MR: GG Jackson II, South Carolina (3-8-23)
Field Goal Att.	20	4x, MR: GG Jackson II, South Carolina (3-8-23)
Fg Pct (Min 5 Made)	1.000 (6-6)	Kalib Boone, Oklahoma State (1-28-23)
3-Point Fg Made	6	3x, MR: Antonio Reeves, Kentucky (1-31-23)
3-Point Fg Att.	11	3x, MR: Josiah-Jordan James, #17 Tenn. (3-9-23)
3-Pt Fg Pct (Min 2 Made)	1.000 (2-2)	AJ Caldwell, Chattanooga (11-15-22)
Free Throws Made	11	3x, MR: Wendell Green Jr., Auburn (2-22-23)
Free Throw Att.	12	2x, MR: Wendell Green Jr., Auburn (2-22-23)
Rebounds	14	DeAndre Williams, Memphis (12-03-22)
Assists	9	Sahvir Wheeler, Kentucky (1-31-23)
Steals	5	2x, MR: D'Moi Hodge, Missouri (3-4-23)
Blocked Shots	7	Liam Robbins, Vanderbilt (2-4-23)
Turnovers	6	2x, MR: Avery Anderson III, OK State (1-28-23)

GAME 1 • vs. ALCORN STATE (W, 73-58)



Official Basketball Box Score - Final
Alcorn at Ole Miss
 11/10/22 The Sandy and John Back Pavilion at Ole Miss, Oxford, Miss.
 2022-23 Ole Miss Men's Basketball

Game Time: 8:00 PM
 Game Duration: 2:07
 Attendance: 5,990

Officials: Anthony Jordan, Robert Felder, Lucas Santos

Alcorn - 58

Record: 0-1

NO. Name	Min	FG M/A	3P M/A	FT M/A	Rebounds OR DR TOT	Fouls PF FD	TP	AS	TO	ST	Blocks			+/-	
											BS	BA	+/-		
1 Dentrill McQuarter	27:34	14	0	0	1	2	4	2	2	0	2	1	0	-7	
13 Jeremiah Kendall	F 10:28	2	0	0	1	2	4	2	0	2	1	0	0	5	
2 Byron Joshua	G 30:41	4	1	0	3	3	2	3	15	6	4	3	0	-9	
11 Oddyast Walker	G 13:48	1-3	1-2	0	1	2	4	1	3	0	0	0	1	-6	
23 Dominic Brewton	G 28:58	6-18	0-1	0-0	2	4	6	2	12	5	4	1	1	-13	
5 Keondre Montgomery	27:42	5-11	2-5	2-2	5	7	1	2	14	0	2	2	0	-13	
21 Ladarus Marshall	18:47	0-2	0-0	0	1	3	4	1	0	0	1	2	1	-9	
12 Dekedran Thorn	15:21	1-1	1-1	0-0	0	1	1	2	3	1	1	1	0	-19	
42 Shaun Walker	15:09	0-1	0-0	0	0	1	1	1	0	0	0	0	0	-3	
4 Devin Carter	10:13	1-4	1-3	1-2	0	0	0	1	3	4	0	1	0	-1	
10 Mike Pejajaud	01:19	0-0	0-0	0	0	0	0	0	0	0	0	0	0	0	
Team					6	1	7	0	0	2					
Totals		21-57	7-15	9-11	13	20	33	25	15	58	12	18	11	5	-15

Shooting By Period
 1st FG%: 10-26 38.5%
 3PT%: 2-5 40.0%
 FT%: 5-7 71.4%
 2nd FG%: 11-31 35.5%
 3PT%: 5-10 50.0%
 FT%: 4-4 100%
 GM FG%: 21-57 36.8%
 3PT%: 7-15 46.7%
 FT%: 9-11 81.8%
 Dead Ball Rebounds: 1, 0

Technical Fouls: Kendall 2nd 9:23

Ole Miss - 73

Record: 1-0

NO. Name	Min	FG M/A	3P M/A	FT M/A	Rebounds OR DR TOT	Fouls PF FD	TP	AS	TO	ST	Blocks			+/-		
											BS	BA	+/-			
00 Jayveus McKinnis	F 07:11	0-1	0-0	0-0	0	1	1	0	0	0	0	0	0	1	-4	
3 Myles Burns	F 29:21	3-7	2-4	1-3	3	3	6	1	2	9	1	0	2	1	0	5
4 Jaemyn Brakefield	F 13:58	1-1	0-0	1-2	0	0	0	3	3	0	1	0	0	0	-2	
1 Amaree Abram	G 24:11	2-6	1-4	2-2	0	1	1	3	3	7	0	5	0	0	0	10
11 Matthew Murrell	G 33:22	7-19	5-12	1-1	4	2	6	2	20	3	1	3	0	1	13	
5 James White	16:36	1-6	0-1	4-4	0	0	0	1	2	6	2	1	0	0	1	6
10 Theo Akwuba	20:01	0-4	0-0	0-3	3	7	10	3	3	0	1	3	0	2	1	17
21 Robert Allen	22:23	4-8	0-2	7-7	5	2	7	1	4	15	2	3	1	1	1	-9
2 TJ Caldwell	17:55	4-6	1-2	1-2	1	1	2	1	2	10	1	0	2	0	11	
33 Josh Mballa	12:59	0-1	0-0	3-4	2	4	6	3	3	3	0	2	0	1	0	11
14 Tye Fagan	00:57	0-0	0-0	0	0	0	0	0	0	0	0	0	0	0	0	0
12 Malique Ewin	02:06	0-0	0-0	0	0	0	0	0	0	0	1	0	0	0	0	-1
Team					3	3	6	0	0	0						
Totals		22-59	9-25	20-28	21	24	45	16	24	73	11	16	8	5	15	

Shooting By Period
 1st FG%: 9-29 31.0%
 3PT%: 4-13 30.8%
 FT%: 6-10 60.0%
 2nd FG%: 13-30 43.3%
 3PT%: 5-12 41.7%
 FT%: 14-18 77.8%
 GM FG%: 22-59 37.3%
 3PT%: 9-25 36.0%
 FT%: 20-28 71.4%
 Dead Ball Rebounds: 4, 0

Technical Fouls: Mballa 2nd 9:23

Biggest lead	AS	OM
	5 (1st 18:41)	18 (2nd 3:11)
Best Scoring Run	5 (1st 18:41)	9 (2nd 3:11)
Lead Changes	1	1
Times Tied	3	0
Time with Lead	06:00	31:21

Points from Turnovers
 AS 12 16
 OM 22 22

Period by Period Scoring

	1st	2nd	TOT
AS	27	31	58
OM	28	45	73

GAME 2 • vs. FLORIDA ATLANTIC (W, 80-67)



Official Basketball Box Score - Final
Fla. Atlantic at Ole Miss
 11/11/22 The Sandy and John Back Pavilion at Ole Miss, Oxford, Miss.
 2022-23 Ole Miss Men's Basketball

Game Time: 6:30 PM
 Game Duration: 1:56
 Attendance: 5,974

Officials: Todd Austin, John Hampton, Michael Wallace

Fla. Atlantic - 67

Record: 1-1

NO. Name	Min	FG M/A	3P M/A	FT M/A	Rebounds OR DR TOT	Fouls PF FD	TP	AS	TO	ST	Blocks			+/-	
											BS	BA	+/-		
50 Vladislav Goldin	F 30:27	9-13	0-1	3-3	6	3	9	2	3	10	2	1	1	2	5
1 Jehnel Davis	G 22:43	4-9	2-3	0-0	1	2	3	3	0	10	2	1	1	0	-23
2 Nick Boyd	G 23:16	1-3	0-1	1-2	1	3	4	3	1	3	4	2	0	0	-22
4 Bryan Greenlee	G 28:59	2-8	1-4	0-0	0	3	3	1	0	5	3	0	0	0	-8
15 Elijah Afros	G 29:53	6-10	3-5	1-2	0	2	2	2	4	16	1	3	1	1	-13
3 Giancarlo Rosado	19:52	1-5	0-0	1-2	3	0	3	1	3	3	4	0	0	0	-11
12 Jalen Gaffney	16:12	1-6	0-3	3-3	0	0	0	1	4	5	1	2	0	0	-4
23 Brandon Weatherspoon	14:59	2-6	2-5	0-0	0	2	2	2	0	6	1	0	1	0	16
5 Isaiah Gaines	10:28	0-2	0-0	0	0	0	1	1	0	0	0	0	0	0	-5
25 Tre Carroll	03:11	0-0	0-0	0	0	0	0	0	0	0	0	1	0	0	0
Team					3	1	4	0	1	1					
Totals		26-62	9-21	7-12	14	17	31	15	15	67	16	12	4	2	-13

Shooting By Period
 1st FG%: 12-32 37.5%
 3PT%: 2-10 20.0%
 FT%: 4-5 80%
 2nd FG%: 14-30 46.7%
 3PT%: 6-11 54.5%
 FT%: 3-7 42.9%
 GM FG%: 26-62 41.9%
 3PT%: 8-21 38.1%
 FT%: 7-12 58.3%
 Dead Ball Rebounds: 1, 0

Technical Fouls: Goldin 2nd 1:39

Ole Miss - 80

Record: 2-0

NO. Name	Min	FG M/A	3P M/A	FT M/A	Rebounds OR DR TOT	Fouls PF FD	TP	AS	TO	ST	Blocks			+/-		
											BS	BA	+/-			
3 Myles Burns	F 23:12	3-7	0-2	0-0	2	3	5	0	1	6	1	1	4	1	0	26
4 Jaemyn Brakefield	F 22:13	6-6	2-2	3-4	3	5	8	1	2	17	1	0	0	0	15	
10 Theo Akwuba	F 12:03	2-4	0-0	0-1	1	2	2	1	4	0	1	0	0	0	-2	
1 Amaree Abram	G 18:22	3-9	1-3	1-2	0	2	2	2	1	8	3	1	1	0	12	
11 Matthew Murrell	G 35:24	3-11	1-5	3-3	0	4	4	1	1	10	7	4	2	0	17	
21 Robert Allen	20:48	4-6	0-0	2-4	1	3	4	1	2	10	1	0	0	0	3	
00 Jayveus McKinnis	11:46	1-3	0-0	0-2	3	2	5	2	2	2	0	1	0	2	1	5
2 TJ Caldwell	22:54	2-4	0-0	2-2	1	2	3	1	1	6	3	0	0	0	-1	
5 James White	08:32	2-3	0-0	0-0	0	2	3	1	4	0	0	1	0	0	-3	
14 Tye Fagan	16:59	1-3	1-2	0-0	0	0	0	1	0	3	0	0	0	0	-12	
33 Josh Mballa	11:55	3-3	1-1	3-4	2	1	3	1	3	10	0	0	0	1	0	5
12 Malique Ewin	01:15	0-0	0-0	0	0	0	0	0	0	0	0	0	0	0	0	0
Team					1	1	2	0	0	0						
Totals		30-59	6-15	14-21	14	26	40	15	15	80	15	10	8	3	2	13

Shooting By Period
 1st FG%: 16-30 53.3%
 3PT%: 5-10 50.0%
 FT%: 2-4 50%
 2nd FG%: 14-29 48.3%
 3PT%: 1-5 20.0%
 FT%: 12-17 70.6%
 GM FG%: 30-59 50.8%
 3PT%: 6-15 40.0%
 FT%: 14-21 66.7%
 Dead Ball Rebounds: 5, 0

Technical Fouls: NONE

Biggest lead	FAU	OM
	2 (1st 19:32)	17 (2nd 16:08)
Best Scoring Run	6 (1st 1:23)	12 (1st 4:41)
Lead Changes	3	3
Times Tied	1	0
Time with Lead	02:35	36:23

Points from Turnovers
 FAU 14 11
 OM 28 42

Period by Period Scoring

	1st	2nd	TOT
FAU	30	37	67
OM	39	41	80

GAME 3 • vs. CHATTANOOGA (W, 70-58)



Official Basketball Box Score - Final
Chattanooga at Ole Miss
 11/15/22 The Sandy and John Back Pavilion at Ole Miss, Oxford, Miss.
 2022-23 Ole Miss Men's Basketball

Game Time: 6:30 PM
 Game Duration: 1:43
 Attendance: 5,479

Officials: Anthony Jordan, Steven Anderson, Errol Lewis

Chattanooga - 58

Record: 1-2

NO. Name	Min	FG M/A	3P M/A	FT M/A	Rebounds OR DR TOT	Fouls PF FD	TP	AS	TO	ST	Blocks			+/-		
											BS	BA	+/-			
22 Demetrius Davis	F 26:16	4-13	2-10	1-1	1	1	2	3	11	1	0	3	0	0	-13	
33 Jake Stephens	C 35:09	7-15	2-4	0-0	3	5	8	1	4	16	5	3	1	2	-14	
0 A.J. Caldwell	G 34:00	2-4	2-2	0-0	2	1	3	0	6	1	2	3	0	0	-12	
5 Jamal Johnson	G 36:33	4-12	2-6	5-6	1	3	4	2	5	15	1	2	1	0	10	
10 Dalvin White	G 28:42	3-8	2-4	0-0	2	2	2	0	0	8	6	1	3	0	-1	
34 Randy Brady	22:57	1-5	0-2	0-2	1	3	4	0	1	2	1	0	0	0	-8	
55 Brody Robinson	05:14	0-0	0-0	0-0	0	0	0	0	0	0	3	0	0	0	-12	
4 Sam Alexis	04:51	0-0	0-0	0	0	2	2	3	1	0	0	1	0	0	0	2
2 Jamaal Walker	06:18	0-1	0-0	0-0	0	0	0	0	1	0	0	0	0	1	4	
Team					2	1	3	0	0	0						
Totals		21-58	10-28	6-10	10	18	28	10	13	58	16	12	11	2	5	-12

Shooting By Period
 1st FG%: 12-30 40.0%
 3PT%: 4-12 33.3%
 FT%: 5-5 100%
 2nd FG%: 9-28 32.1%
 3PT%: 6-16 37.5%
 FT%: 1-5 20%
 GM FG%: 21-58 36.2%
 3PT%: 10-28 35.7%
 FT%: 6-10 60.0%
 Dead Ball Rebounds: 1, 1

Technical Fouls: NONE

Ole Miss - 70

GAME 5 • vs. STANFORD (W, 72-68)

Official Basketball Box Score - Final Ole Miss at Stanford. Game Time: 1:30 PM. Game Duration: 1:58. Attendance: 1,211. Record: 5-0. Includes player stats for Ole Miss and Stanford, shooting percentages, and technical fouls.

GAME 6 • vs. SIENA (W, 74-62)

Official Basketball Box Score - Final Ole Miss at Siena. Game Time: 11:00 AM. Game Duration: 1:53. Attendance: 1,531. Record: 3-3. Includes player stats for Ole Miss and Siena, shooting percentages, and technical fouls.

Technical Fouls: NONE. Shooting By Period. Biggest lead 11 (2nd 14:39). Points from Turnovers 11 13. Period by Period Scoring. Includes detailed shooting percentages and foul statistics.

Technical Fouls: Bench 1st 7:37. Shooting By Period. Biggest lead 5 (1st 18:25). Points from Turnovers 12 16. Period by Period Scoring. Includes detailed shooting percentages and foul statistics.

GAME 7 • vs. OKLAHOMA (L, 59-55)

Official Basketball Box Score - Final Ole Miss at Oklahoma. Game Time: 1:30 PM. Game Duration: 1:48. Attendance: 1,014. Record: 6-1. Includes player stats for Ole Miss and Oklahoma, shooting percentages, and technical fouls.

GAME 8 • at MEMPHIS (L, 68-57)

Official Basketball Box Score - Final Ole Miss at Memphis. Game Time: 6:30 PM. Game Duration: 2:06. Attendance: 13,954. Record: 5-7. Includes player stats for Ole Miss and Memphis, shooting percentages, and technical fouls.

Technical Fouls: NONE. Shooting By Period. Biggest lead 5 (1st 4:22). Points from Turnovers 14 15. Period by Period Scoring. Includes detailed shooting percentages and foul statistics.

Technical Fouls: NONE. Shooting By Period. Biggest lead 0 (1st 20:00). Points from Turnovers 14 12. Period by Period Scoring. Includes detailed shooting percentages and foul statistics.

GAME 9 • vs. VALPARAISO (W, 98-61)



Official Basketball Box Score - Final
Valparaiso at Ole Miss
12/10/22 The Sandy and John Black Pavilion at Ole Miss, Oxford, MS
2022-23 Ole Miss Men's Basketball

Game Time: 2:00 PM
Game Duration: 1:43
Attendance: 5,517

Record: 4-7
Table with 13 columns: NO., Name, Min, FG, 3P, FT, Rebounds, Fouls, TP, AS, TO, ST, Blocks, +/-
Row 1: Maximus Nelson, 37:53, 5-15, 0-0, 0-0, 6-7, 1-2, 3-0, 0, 0, 0, 0, 0, -9

Shooting By Period
1st FG%: 10/27 37.0%
3PT%: 3-6 50.0%
FT%: 7-9 77.8%

Record: 7-2
Table with 13 columns: NO., Name, Min, FG, 3P, FT, Rebounds, Fouls, TP, AS, TO, ST, Blocks, +/-
Row 1: Jayvoux McKinnis, 15:18, 1-2, 0-0, 0-0, 1-3, 4-2, 0, 2, 1, 0, 3, 1, 0, 25

Shooting By Period
1st FG%: 22/39 56.4%
3PT%: 1-8 12.5%

Points from Turnovers: 0 36
Points from Paint: 26 64
Points from Second Chance: 13 11
Points from Fast Breaks: 2 20
Points from Bench: 25 54

GAME 10 • vs. UCF (L, 72-61)



Official Basketball Box Score - Final
UCF at Ole Miss
12/10/22 The Sandy and John Black Pavilion at Ole Miss, Oxford, MS
2022-23 Ole Miss Men's Basketball

Game Time: 8:00 PM
Game Duration: 1:50
Attendance: 5,916

Record: 9-8
Table with 13 columns: NO., Name, Min, FG, 3P, FT, Rebounds, Fouls, TP, AS, TO, ST, Blocks, +/-
Row 1: Jayvoux McKinnis, 10:27, 1-2, 0-0, 0-0, 1-3, 4-2, 0, 2, 1, 0, 3, 1, 0, 25

Shooting By Period
1st FG%: 10/24 41.7%
3PT%: 2-6 33.3%

Record: 7-9
Table with 13 columns: NO., Name, Min, FG, 3P, FT, Rebounds, Fouls, TP, AS, TO, ST, Blocks, +/-
Row 1: Jayvoux McKinnis, 05:52, 0-1, 0-0, 0-0, 1-3, 4-2, 0, 2, 1, 0, 3, 1, 0, 25

Shooting By Period
1st FG%: 10/24 41.7%
3PT%: 4-8 50.0%

Points from Turnovers: 18 10
Points from Paint: 26 30
Points from Second Chance: 20 11
Points from Fast Breaks: 8 10
Points from Bench: 8 35

GAME 11 • vs. TEMPLE (W, 63-55)



Official Basketball Box Score - Final
Temple at Ole Miss
12/10/22 The Sandy and John Black Pavilion at Ole Miss, Oxford, MS
2022-23 Ole Miss Men's Basketball

Game Time: 6:00 PM
Game Duration: 1:50
Attendance: 6,124

Record: 9-9
Table with 13 columns: NO., Name, Min, FG, 3P, FT, Rebounds, Fouls, TP, AS, TO, ST, Blocks, +/-
Row 1: Kur Jongkuch, 20:23, 2-2, 0-0, 0-0, 1-3, 4-2, 1, 4, 0, 2, 1, 1, 0, -3

Shooting By Period
1st FG%: 10/28 35.7%
3PT%: 3-14 21.4%

Record: 8-9
Table with 13 columns: NO., Name, Min, FG, 3P, FT, Rebounds, Fouls, TP, AS, TO, ST, Blocks, +/-
Row 1: Jayvoux McKinnis, 21:10, 3-3, 0-0, 1-3, 3-6, 4-2, 7, 0, 0, 1, 3, 0, -1

Shooting By Period
1st FG%: 7-26 26.9%

Points from Turnovers: 18 3
Points from Paint: 18 32
Points from Second Chance: 10 12
Points from Fast Breaks: 0 1
Points from Bench: 7 27

GAME 12 • vs. NORTH ALABAMA (L, 66-65)



Official Basketball Box Score - Final
North Ala. at Ole Miss
12/11/22 The Sandy and John Black Pavilion at Ole Miss, Oxford, MS
2022-23 Ole Miss Men's Basketball

Game Time: 8:00 PM
Game Duration: 2:07
Attendance: 6,177

Record: 7-9
Table with 13 columns: NO., Name, Min, FG, 3P, FT, Rebounds, Fouls, TP, AS, TO, ST, Blocks, +/-
Row 1: Daniel Braster, 00:22, 0-0, 0-0, 0-0, 0-0, 0-0, 1-0, 0, 0, 0, 0, 0, 0, 0

Shooting By Period
1st FG%: 12/33 36.4%

Record: 8-9
Table with 13 columns: NO., Name, Min, FG, 3P, FT, Rebounds, Fouls, TP, AS, TO, ST, Blocks, +/-
Row 1: Jayvoux McKinnis, 21:38, 2-2, 0-0, 1-2, 0-2, 2-3, 3-3, 5, 0, 2, 0, 2, 0, -8

Shooting By Period
1st FG%: 14/36 38.9%

Points from Turnovers: 14 15
Points from Paint: 22 36
Points from Second Chance: 7 10
Points from Fast Breaks: 7 14
Points from Bench: 32 19

GAME 13 • vs. TENNESSEE (L, 63-59)



Official Basketball Box Score - Final
Tennessee at Ole Miss
Ole Miss The Gym and John Hank Parker at Ole Miss, Oxford, Miss.
Ole Miss Media Relations

Records: 19-8 (1-0)

NO.	Name	Min	FG	3P	FT	Rebounds	Fouls	TP	AS	TO	ST	Blocks	PF	PS	PTS	
2	Julien Phillips	25:55	2-5	0-1	0-0	2	4	2	0	4	0	0	2	0	0	
13	Olivier Nkamhoua	F 21:26	4-8	0-0	0	1	5	1	8	2	1	0	0	0	0	
33	Uros Plavcic	F 11:12	0-1	0-0	0	3	3	1	0	0	2	0	0	0	0	
4	Tyrique Key	G 18:31	0-2	0-2	3-5	0	3	1	4	3	1	2	0	0	-3	
25	Sanjago Vescovi	G 37:09	8-14	3-7	3-7	0	1	1	16	22	1	2	0	0	7	
0	Jonas Aikoo	28:50	4-8	0-1	0-0	6	7	13	1	2	8	2	2	0	-5	
5	Zakai Zeigler	28:35	2-9	0-4	9-10	1	1	2	5	13	3	2	2	1	2	
11	Tobe Awaka	06:18	1-2	0-0	2	1	1	2	3	4	1	1	0	0	1	
15	Jahmal Mashack	22:06	0-0	0-0	1-2	1	2	3	0	2	1	3	1	2	0	
Team			0		5	0			5	2		0			2	
Totals			21-49	3-15	18-26	11	27	38	16	21	63	13	14	8	4	4

Shooting By Period
1st FG%: 9-24 37.5%
2nd FG%: 5-15 33.3%
3rd FG%: 6-11 54.5%
4th FG%: 10-25 40.0%
GM FG%: 21-49 42.9%

Technical Fouls: NONE

Records: 13-5 (2-3)

NO.	Name	Min	FG	3P	FT	Rebounds	Fouls	TP	AS	TO	ST	Blocks	PF	PS	PTS	
00	Jayveous McKinnis	F 17:06	1-3	0-0	0-0	0	2	2	1	0	2	1	0	0	0	
3	Myles Burns	F 27:25	2-6	1-3	0-0	1	2	3	2	0	5	0	1	0	-2	
4	Jaemyn Brakefield	F 30:28	6-10	1-3	1-3	2	7	9	3	14	0	3	2	0	-9	
2	TJ Caldwell	G 21:53	0-7	0-2	2-2	0	5	3	3	2	2	1	0	0	-4	
11	Matthew Murrell	G 33:03	4-13	0-5	1-1	0	3	3	0	1	1	1	1	0	-11	
10	Theo Akwuha	21:21	4-6	0-0	3-4	5	3	8	3	11	9	1	0	0	-14	
24	Daeshun Ruffin	22:20	5-13	0-7	3-3	0	1	1	5	2	13	3	1	1	0	
1	Amarée Abram	11:46	1-5	0-2	1-2	0	2	2	1	1	3	0	2	0	-11	
21	Robert Allen	04:39	0-0	0-0	1-2	3	2	5	0	2	1	0	1	0	-8	
12	Malique Ewin	10:26	1-2	0-0	0-0	0	2	2	0	2	0	2	0	0	-6	
14	Tye Fagan	09:39	0-3	0-2	0-0	0	1	1	0	1	0	1	0	0	-6	
5	James White	03:54	0-1	0-0	0-0	0	0	0	0	2	0	0	0	0	-9	
33	Josh Mtala	01:58	0-0	0-0	0-0	0	0	0	1	0	0	0	0	0	-2	
Team			6		1	7			23		15	62			9	
Totals			24-59	2-14	12-17	17	31	48	23	15	62	9	13	4	8	5

Shooting By Period
1st FG%: 12-26 46.2%
2nd FG%: 4-12 33.3%
3rd FG%: 6-15 40.0%
4th FG%: 7-25 28.0%
GM FG%: 24-59 40.7%

Technical Fouls: NONE

Records: 24-59 (11-21)

NO.	Name	Min	FG	3P	FT	Rebounds	Fouls	TP	AS	TO	ST	Blocks	PF	PS	PTS	
00	Jayveous McKinnis	F 14:08	2-2	0-0	1-2	2	2	4	1	1	5	0	0	1	0	
3	Myles Burns	F 31:36	1-4	0-1	3-4	0	6	6	4	3	5	1	0	0	-4	
4	Jaemyn Brakefield	F 31:21	5-9	4-6	1-3	4	2	5	16	0	4	0	1	2	-2	
2	TJ Caldwell	G 16:07	0-2	0-1	1-2	0	2	3	1	1	1	0	0	0	1	
11	Matthew Murrell	G 33:43	1-11	1-9	2-2	0	0	5	1	5	3	4	1	0	-11	
24	Daeshun Ruffin	14:23	4-9	1-4	0-0	2	2	3	2	9	2	1	0	0	-4	
10	Theo Akwuha	25:33	2-4	0-0	2-2	1	4	5	0	2	6	0	2	1	-4	
1	Amarée Abram	16:52	4-9	2-5	0-0	1	0	1	3	1	0	0	2	0	-1	
12	Malique Ewin	08:42	0-0	0-0	0-0	0	1	1	0	0	0	2	0	0	-3	
14	Tye Fagan	07:36	0-1	0-1	0-0	0	0	0	0	0	0	1	0	0	-2	
21	Robert Allen	01:57	0-0	0-0	0-0	0	0	0	0	0	0	0	0	0	-5	
Team			2		1	3			0		0		0			
Totals			19-51	8-25	13-18	7	21	28	21	16	59	7	15	4	4	-4

Shooting By Period
1st FG%: 4-12 33.3%
2nd FG%: 7-25 28.0%
3rd FG%: 4-13 30.8%
4th FG%: 7-10 70.0%
GM FG%: 19-51 37.3%

Technical Fouls: NONE

Wiggins	Lead	Time	OM	Points	Turnovers	OM	Points	Period	1st	2nd	TOT
Biggest lead	7 (2nd)	7:52	10 (1st)	62-58	16	13	30	28	35	63	
Best Shooting Run	7 (2nd)	9:23	7 (1st)	62-54	18	8	OM	34	25	59	
Lead Changes	2		Point		3		6		9		
Times Tied	7		Bench		28		25		53		
Times with Lead	12:57		21:59		29		25		54		

GAME 14 • at ALABAMA (L, 84-62)



Official Basketball Box Score - Final
Ole Miss at Alabama
Alabama Coleman Coliseum, Tuscaloosa, Ala.
Alabama Media Relations

Records: 24-59 (11-21)

NO.	Name	Min	FG	3P	FT	Rebounds	Fouls	TP	AS	TO	ST	Blocks	PF	PS	PTS	
00	Jayveous McKinnis	F 17:06	1-3	0-0	0-0	0	2	2	1	0	2	1	0	0	0	
3	Myles Burns	F 27:25	2-6	1-3	0-0	1	2	3	2	0	5	0	1	0	-2	
4	Jaemyn Brakefield	F 30:28	6-10	1-3	1-3	2	7	9	3	14	0	3	2	0	-9	
2	TJ Caldwell	G 21:53	0-7	0-2	2-2	0	5	3	3	2	2	1	0	0	-4	
11	Matthew Murrell	G 33:03	4-13	0-5	1-1	0	3	3	0	1	1	1	1	0	-11	
10	Theo Akwuha	21:21	4-6	0-0	3-4	5	3	8	3	11	9	1	0	0	-14	
24	Daeshun Ruffin	22:20	5-13	0-7	3-3	0	1	1	5	2	13	3	1	1	0	
1	Amarée Abram	11:46	1-5	0-2	1-2	0	2	2	1	1	3	0	2	0	-11	
21	Robert Allen	04:39	0-0	0-0	1-2	3	2	5	0	2	1	0	1	0	-8	
12	Malique Ewin	10:26	1-2	0-0	0-0	0	2	2	0	2	0	2	0	0	-6	
14	Tye Fagan	09:39	0-3	0-2	0-0	0	1	1	0	1	0	1	0	0	-6	
5	James White	03:54	0-1	0-0	0-0	0	0	0	0	2	0	0	0	0	-9	
33	Josh Mtala	01:58	0-0	0-0	0-0	0	0	0	1	0	0	0	0	0	-2	
Team			6		1	7			23		15	62			9	
Totals			24-59	2-14	12-17	17	31	48	23	15	62	9	13	4	8	5

Shooting By Period
1st FG%: 12-26 46.2%
2nd FG%: 4-12 33.3%
3rd FG%: 6-15 40.0%
4th FG%: 7-25 28.0%
GM FG%: 24-59 40.7%

Technical Fouls: NONE

Records: 29-63 (13-21)

NO.	Name	Min	FG	3P	FT	Rebounds	Fouls	TP	AS	TO	ST	Blocks	PF	PS	PTS	
15	Noah Clowney	F 29:15	4-6	1-1	1-3	2	6	8	1	4	10	0	0	0	13	
24	Brandon Miller	F 29:28	7-12	2-6	1-2	0	5	5	2	22	17	2	1	3	10	
14	Charles Bedako	C 22:40	2-10	0-1	0-0	1	5	6	5	0	4	1	0	2	3	
0	Jaden Bradley	G 23:51	2-8	0-0	10-12	0	3	3	2	7	14	3	1	0	13	
1	Mark Sears	G 26:19	5-11	1-3	5-7	3	0	6	2	5	16	3	1	0	3	
3	Rylan Griffen	16:43	1-2	1-1	0-0	0	0	0	0	0	3	1	0	0	1	
4	Noah Gurley	11:13	3-5	1-2	0-0	1	2	2	0	7	0	0	0	0	8	
5	Jarvon Quinley	16:28	4-7	3-5	0-0	0	1	1	0	0	11	3	0	1	6	
10	Dan Welch	13:09	0-1	0-1	0-0	0	1	1	1	1	1	0	1	0	0	
23	Nick Pringle	09:07	1-1	0-0	1-1	2	3	2	4	2	1	0	0	0	1	
12	Delaney Heard	00:37	0-0	0-0	0-0	0	0	0	0	0	0	0	0	0	0	
30	Adam Cottrell	00:37	0-0	0-0	0-0	0	0	0	0	0	0	0	0	0	0	
34	Jaden Quinley	00:37	0-0	0-0	0-0	0	0	0	0	0	0	0	0	0	0	
Team			1		3	4			0		0		0			
Totals			29-63	9-20	17-25	9	30	39	15	23	84	13	7	7	5	8

Shooting By Period
1st FG%: 13-33 39.4%
2nd FG%: 17-28 60.7%
3rd FG%: 9-20 45.0%
4th FG%: 17-25 68.0%
GM FG%: 29-63 46.0%

Technical Fouls: NONE

Wiggins	Lead	Time	OM	Points	Turnovers	OM	Points	Period	1st	2nd	TOT
Biggest lead	3 (1st)	15:11	27 (2nd)	14-10	8	12	30	23	36	62	
Best Shooting Run	3 (1st)	12:07	6 (1st)	12-12	16	14	OM	44	40	84	
Lead Changes	2		Point		10		14		24		
Times Tied	3		Bench		30		29		59		
Times with Lead	03:13		35:10		28		25		53		

GAME 15 • at MISSISSIPPI STATE (L, 64-54)



Official Basketball Box Score - Final
Ole Miss at Mississippi St.
Mississippi State Humphreys Gymnasium, Meridian, Miss.
Mississippi State Media Relations

Records: 19-8 (1-0)

NO.	Name	Min	FG	3P	FT	Rebounds	Fouls	TP	AS	TO	ST	Blocks	PF	PS
-----	------	-----	----	----	----	----------	-------	----	----	----	----	--------	----	----

GAME 17 • vs. GEORGIA (L, 62-58)



Official Basketball Box Score - Final
Georgia vs Ole Miss
01/14/21 The Sandy and John Stark Center at Ole Miss, Oxford, Miss.
12:00-11:00 Meters Basketball

Game Time 1:00 PM
Game Duration: 1:58
Attendance: 8,117

Table with columns: NO., Name, Pos, Min, FG, 3P, FT, Rebounds, Fouls, TP, AS, TO, ST, Blocks, +/-, Shooting By Period, 1st FG%, 3PT%, FT%, GM FG%, 3PT%, FT%, Dead Ball Rebounds, 4, 1

Table with columns: NO., Name, Pos, Min, FG, 3P, FT, Rebounds, Fouls, TP, AS, TO, ST, Blocks, +/-, Shooting By Period, 1st FG%, 3PT%, FT%, GM FG%, 3PT%, FT%, Dead Ball Rebounds, 2, 9

Summary table with columns: Biggest lead, Best Scoring Run, Lead Changes, Times Tied, Time with Lead

GAME 18 • at SOUTH CAROLINA (W, 70-58)



Official Basketball Box Score - Final
Ole Miss at South Carolina
01/15/21 The Sandy and John Stark Center at Ole Miss, Oxford, Miss.
12:00-11:17 Meters Basketball

Game Time 8:00 PM
Game Duration: 1:58
Attendance: 8,117

Table with columns: NO., Name, Pos, Min, FG, 3P, FT, Rebounds, Fouls, TP, AS, TO, ST, Blocks, +/-, Shooting By Period, 1st FG%, 3PT%, FT%, GM FG%, 3PT%, FT%, Dead Ball Rebounds, 1, 1

Table with columns: NO., Name, Pos, Min, FG, 3P, FT, Rebounds, Fouls, TP, AS, TO, ST, Blocks, +/-, Shooting By Period, 1st FG%, 3PT%, FT%, GM FG%, 3PT%, FT%, Dead Ball Rebounds, 1, 1

Summary table with columns: Biggest lead, Best Scoring Run, Lead Changes, Times Tied, Time with Lead

GAME 19 • at ARKANSAS (L, 69-57)



Official Basketball Box Score - Final
Ole Miss at Arkansas
01/16/21 The Sandy and John Stark Center at Ole Miss, Oxford, Miss.
12:00-11:00 Meters Basketball

Game Time 11:00 AM
Game Duration: 2:07
Attendance: 15,800

Table with columns: NO., Name, Pos, Min, FG, 3P, FT, Rebounds, Fouls, TP, AS, TO, ST, Blocks, +/-, Shooting By Period, 1st FG%, 3PT%, FT%, GM FG%, 3PT%, FT%, Dead Ball Rebounds, 4, 2

Table with columns: NO., Name, Pos, Min, FG, 3P, FT, Rebounds, Fouls, TP, AS, TO, ST, Blocks, +/-, Shooting By Period, 1st FG%, 3PT%, FT%, GM FG%, 3PT%, FT%, Dead Ball Rebounds, 4, 4

Summary table with columns: Biggest lead, Best Scoring Run, Lead Changes, Times Tied, Time with Lead

GAME 20 • vs. MISSOURI (L, 89-77)



Official Basketball Box Score - Final
Missouri at Ole Miss
01/16/21 The Sandy and John Stark Center at Ole Miss, Oxford, Miss.
12:00-11:00 Meters Basketball

Game Time 8:00 PM
Game Duration: 1:58
Attendance: 15,800

Table with columns: NO., Name, Pos, Min, FG, 3P, FT, Rebounds, Fouls, TP, AS, TO, ST, Blocks, +/-, Shooting By Period, 1st FG%, 3PT%, FT%, GM FG%, 3PT%, FT%, Dead Ball Rebounds, 2, 9

Table with columns: NO., Name, Pos, Min, FG, 3P, FT, Rebounds, Fouls, TP, AS, TO, ST, Blocks, +/-, Shooting By Period, 1st FG%, 3PT%, FT%, GM FG%, 3PT%, FT%, Dead Ball Rebounds, 1, 9

Summary table with columns: Biggest lead, Best Scoring Run, Lead Changes, Times Tied, Time with Lead

GAME 21 • at OKLAHOMA STATE (L, 82-60)



Official Basketball Box Score - Final
Ole Miss at Oklahoma St.
 01/23/23 Gallagher Hall Arena, Stillwater
 2022-23 Men's Basketball

Game Time: 7:00 PM
 Game Duration: 2:05
 Attendance: 9,973

Officials: Gerry Poland, Bret Smith, Chance Moore

Ole Miss - 60

Record: 9-12

NO. Name	Min	FG M/A	3P M/A	FT M/A	Rebounds		Fouls		TP	AS	TO	ST	Blocks			+/-
					OR	DR	PF	FD					BS	BA	BL	
00 Jayveous McKinnis	F 17:20	2-4	0-0	4-2	6	5	3	6	0	0	1	0	0	0	0	-6
3 Myles Burns	F 27:58	3-10	1-3	2-3	3	2	5	1	3	9	1	2	3	0	0	-9
4 Jaemyn Brakefield	F 34:58	4-9	1-3	3-3	2	3	5	0	3	12	1	0	3	1	1	-22
1 Amaree Abram	G 31:57	4-13	1-4	0-0	1	2	2	1	9	2	1	0	0	0	-17	
5 James White	G 13:23	1-3	0-1	0-0	2	2	2	1	2	1	1	0	1	0	-7	
2 TJ Caldwell	27:43	5-14	2-5	0-0	1	1	2	1	9	2	2	0	2	1	-12	
14 Tye Fagan	21:10	2-6	0-3	1-1	0	1	1	1	5	0	0	0	0	0	-22	
21 Robert Allen	11:23	0-1	0-0	1-2	0	1	1	5	1	0	1	0	0	0	-2	
10 Theo Akwuba	12:39	2-4	0-0	0-0	1	2	4	0	4	0	0	0	1	1	-11	
33 Josh Moalla	01:29	0-0	0-0	0-0	0	0	0	0	0	0	0	0	0	0	-2	
Team					2	1	3	0	0	1	1	0	0	0	-1	
Totals		23-64	5-19	9-11	14	15	29	21	13	60	6	8	8	4	5	-22

Shooting By Period

1st FG%	10-31	32.3%
3PT%	5-12	41.7%
FT%	2-2	100%
2nd FG%	13-33	39.4%
3PT%	0-7	0.0%
FT%	7-9	77.8%
GM FG%	23-64	35.9%
3PT%	5-19	26.3%
FT%	9-11	81.8%

Dead Ball Rebounds: 1, 0

Oklahoma St. - 82

Record: 12-9

NO. Name	Min	FG M/A	3P M/A	FT M/A	Rebounds		Fouls		TP	AS	TO	ST	Blocks			+/-
					OR	DR	PF	FD					BS	BA	BL	
4 Woody Newton	F 22:33	5-6	1-2	1-1	0	2	2	4	2	12	0	0	0	0	1	0
22 Kalib Boone	F 21:39	6-6	0-0	6-8	1	3	4	2	6	18	1	1	1	0	0	14
0 Avery Anderson, III	G 22:09	3-5	0-1	11-11	1	2	3	2	6	17	2	6	1	0	0	18
1 Bryce Thompson	G 31:58	3-11	1-5	0-0	0	1	1	1	7	3	0	1	0	1	24	
51 John-Michael Wright	G 28:01	4-7	2-4	0-0	0	5	2	2	1	10	1	3	0	0	1	16
5 Caleb Asberry	24:42	2-6	1-3	1-1	0	4	4	0	2	6	2	2	0	0	1	10
2 Chris Harris Jr.	12:42	1-3	0-1	0-0	0	1	1	1	0	2	0	0	0	0	-2	
13 Quion Williams	17:55	2-3	1-1	0-0	3	3	6	1	0	5	0	1	0	1	0	3
23 Tyreek Smith	10:49	1-2	0-0	2-2	0	3	3	0	1	4	0	0	0	0	0	
33 Moussa Clise	07:32	0-2	0-0	1-2	2	2	4	0	2	1	1	0	0	1	-4	
Team					4	2	6	0	0	0	0	0	0	0	0	
Totals		27-51	6-17	22-25	11	28	39	13	21	82	10	13	3	5	4	22

Shooting By Period

1st FG%	15-29	51.7%
3PT%	3-9	33.3%
FT%	5-6	83.3%
2nd FG%	12-22	54.5%
3PT%	3-8	37.5%
FT%	17-19	89.5%
GM FG%	27-51	52.9%
3PT%	6-17	35.3%
FT%	22-25	88.0%

Dead Ball Rebounds: 1, 0

OM OSU

Biggest lead	0 (1st 20:00)	22 (2nd 1:16)
Best Scoring Run	9 (2nd 10:04)	9 (2nd 14:03)
Lead Changes	0	0
Times Tied	1	0
Time with Lead	00:00	38:25

Points from Turnovers

OM	13
OSU	13

Period by Period Scoring

1st	2nd	TOT	
OM	27	33	60
OSU	38	44	82

GAME 22 • vs. KENTUCKY (L, 75-66)



Official Basketball Box Score - Final
Kentucky at Ole Miss
 01/31/23 The Sandy and Jean Black Pavilion at Ole Miss, Oxford, Miss.
 2022-23 Men's Basketball

Game Time: 8:00 PM
 Game Duration: 2:04

Officials: Doug Shoves, K.B. Burdett Jr., Byron Jarrett

Kentucky - 75

Record: 15-7 (6-3)

NO. Name	Min	FG M/A	3P M/A	FT M/A	Rebounds		Fouls		TP	AS	TO	ST	Blocks			+/-
					OR	DR	PF	FD					BS	BA	BL	
0 Jacob Toppin	F 35:57	7-14	0-2	4-4	1	2	3	2	3	18	4	2	0	0	0	8
24 Chris Livingston	F 30:43	3-5	0-1	0-0	3	4	7	5	0	6	1	0	0	0	0	16
4 Oscar Tshiebo	F 38:02	4-10	0-1	6-7	2	9	11	2	6	14	0	1	3	0	1	9
1 CJ Fredrick	G 19:50	0-2	0-1	0-0	0	0	0	0	3	0	1	0	0	0	-10	
2 Salviv Wheeler	G 33:34	2-8	0-0	0-0	0	4	4	1	0	4	9	1	0	0	0	12
12 Antonio Reeves	31:29	8-12	6-7	5-5	3	3	1	5	27	1	4	2	0	0	12	
3 Adou Thiero	06:26	0-0	0-0	2-4	0	1	1	0	2	2	1	0	0	1	-3	
55 Lance Ware	02:01	0-0	0-0	0-0	0	0	0	0	0	0	0	0	0	0	0	
4 Daimon Collins	01:58	1-1	0-0	2-3	1	0	1	0	2	4	0	0	0	0	0	
Team					2	1	3	0	0	1	0	0	0	0	0	
Totals		25-52	6-12	19-23	9	24	33	14	18	75	17	9	5	1	1	9

Shooting By Period

1st FG%	11-25	44.0%
3PT%	3-6	50.0%
FT%	7-11	63.6%
2nd FG%	14-27	51.9%
3PT%	3-6	50.0%
FT%	12-12	100%
GM FG%	25-52	48.1%
3PT%	6-12	50.0%
FT%	19-23	82.6%

Dead Ball Rebounds: 3, 1

Ole Miss - 66

Record: 9-13 (1-8)

NO. Name	Min	FG M/A	3P M/A	FT M/A	Rebounds		Fouls		TP	AS	TO	ST	Blocks			+/-
					OR	DR	PF	FD					BS	BA	BL	
3 Myles Burns	F 34:02	3-6	0-2	1-1	3	5	9	2	3	7	3	0	0	0	0	2
4 Jaemyn Brakefield	F 30:01	3-7	0-3	2-2	1	6	7	4	5	8	4	2	0	0	-7	
21 Robert Allen	F 22:47	3-7	0-1	2-2	2	3	1	3	1	8	4	1	1	0	0	0
1 Amaree Abram	G 36:06	7-15	3-6	0-0	1	1	2	2	0	17	3	1	0	1	-5	
2 TJ Caldwell	G 32:40	4-13	1-6	3-4	0	3	3	1	3	12	2	2	0	0	-7	
00 Jayveous McKinnis	18:34	5-6	0-0	0-1	1	2	3	3	1	10	0	0	0	0	-12	
5 James White	14:41	1-4	0-1	0-0	0	1	1	1	1	2	1	0	0	0	-15	
14 Tye Fagan	03:36	0-1	0-0	0-0	0	0	0	0	0	0	1	1	0	0	-4	
10 Theo Akwuba	07:33	1-2	0-0	0-0	0	0	0	0	2	2	0	0	0	0	0	
Team					2	0	2	0	0	0	1	0	0	0	1	
Totals		27-61	4-19	9-10	10	19	29	18	14	66	18	8	4	1	1	0

Shooting By Period

1st FG%	14-32	43.8%
3PT%	2-8	25.0%
FT%	3-2	100%
2nd FG%	13-29	44.8%
3PT%	2-11	18.2%
FT%	6-8	75%
GM FG%	27-61	44.3%
3PT%	4-19	21.1%
FT%	8-10	80.0%

Dead Ball Rebounds: 1, 0

UK OM

Biggest lead	14 (2nd 4:32)	7 (1st 14:50)
Best Scoring Run	10 (1st 11:56)	7 (1st 14:50)
Lead Changes	4	0
Times Tied	7	0
Time with Lead	29:14	05:44

Points from Turnovers

UK	10
OM	11

Period by Period Scoring

1st	2nd	TOT	
UK	32	43	75
OM	32	34	66

GAME 23 • at VANDERBILT (L, 74-71)



Official Basketball Box Score - Final
Ole Miss at Vanderbilt
 02/04/23 Memorial Gymnasium, Nashville
 2022-23 Men's Basketball

Game Time: 12:00 PM
 Game Duration: 2:00
 Attendance: 7,237

Officials: Joe Lindsay, Vadimir Voyard-Tadi, James Breeding

Ole Miss - 71

Record: 9-14 (1-9)

NO. Name	Min	FG M/A	3P M/A	FT M/A	Rebounds		Fouls		TP	AS	TO	ST	Blocks			+/-
					OR	DR	PF	FD					BS	BA	BL	
3 Myles Burns	F 31:48	4-6	1-1	3-3	2	6	8	2	2	12	2	1	0	0	0	0
4 Jaemyn Brakefield	F 31:16	5-9	2-6	3-3	7	5	12	0	3	15	2	2	1	0	0	2
21 Robert Allen	F 16:04	3-5	1-1	0-0	1	2	3	2	1	7	1	0	0	0	0	-1
1 Amaree Abram	G 28:24	3-12	2-5	0-0	0	3	3	1	0	8	2	0	2	0	0	-12
2 TJ Caldwell	G 28:16	3-11	2-5	1-1	0	0	0	2	2	9	1	0	0	0	-6	
00 Jayveous McKinnis	12:44	2-4	0-0	0-0	1	2	3	3	1	4	0	1	0	1	1	
11 Matthew Murrell	28:18	4-15	2-6	0-0	1	2	2	0	10	3	0	0	1	1	-3	
5 James White	0															

GAME 25 • vs. SOUTH CAROLINA (L, 64-61)



Official Basketball Box Score - Final
South Carolina at Ole Miss
 02/11/23 The Sandy and John Back Pavilion at Ole Miss, Oxford, Miss.
 2022-23 Ole Miss Men's Basketball
 Game Time: 12:20 PM
 Game Duration: 2:02
 Attendance: 5,308

Record: 9-16 (2-10)
 Officials: Bart Lennox, Patrick Evans, Brian Dorsey

NO.	Name	Min	FG	3P	FT	Rebounds	Fouls	TP	AS	TO	ST	Blocks	+/-					
			M/A	M/A	M/A	OR DR TOT	PF					BS BA						
10	Hayden Brown	F	33:52	6-13	2-5	4-5	2	2	4	2	6	18	1	1	2	0	0	11
33	Josh Gray	C	25:12	1-5	0-0	1-6	3	10	13	2	4	3	1	2	1	1	0	0
1	Jacobi Wright	G	35:22	6-9	3-5	2-2	1	4	5	4	1	17	4	3	1	0	0	9
2	Chico Carter, Jr.	G	31:55	2-6	2-6	0-0	0	0	0	3	0	6	1	2	0	0	1	7
5	Meechie Johnson	G	34:50	4-10	1-6	4-5	0	2	2	1	3	13	3	1	0	0	0	3
23	Gregory "GG" Jackson II	G	12:08	2-5	1-2	0-0	0	1	1	1	0	5	0	4	0	1	0	-15
3	Benjamin Bosmans-Verdonk		13:37	0-1	0-0	0-0	0	2	2	1	1	0	1	0	0	0	0	0
12	Zachary Davis	G	13:04	0-1	0-1	2-2	0	0	0	1	1	2	1	2	2	0	0	0
Team																		
Totals			21-50	9-25	13-20	9	25	34	15	16	64	12	15	6	2	2	3	

Shooting By Period		
1st	FG%	11-28 39.3%
	3PT%	6-15 40.0%
	FT%	7-10 70%
2nd	FG%	10-22 45.5%
	3PT%	3-10 30.0%
	FT%	6-10 60%
3rd	FG%	21-50 42.0%
	3PT%	9-25 36.0%
	FT%	13-20 65.0%

Dead Ball Rebounds: 3, 1

Technical Fouls: NONE

Record: 10-15 (2-10)

NO.	Name	Min	FG	3P	FT	Rebounds	Fouls	TP	AS	TO	ST	Blocks	+/-					
			M/A	M/A	M/A	OR DR TOT	PF					BS BA						
3	Myles Burns	F	25:17	3-6	1-3	0-2	3	2	5	2	3	7	1	2	3	0	0	-7
4	Jaemyn Brakefield	F	36:28	3-7	1-5	0-0	0	6	6	4	0	7	2	0	4	0	0	-6
21	Robert Allen	F	28:45	4-11	0-0	2-2	4	3	7	2	3	10	1	1	1	0	0	9
2	TJ Caldwell	G	13:04	1-5	0-3	1-2	1	2	3	0	1	3	3	0	0	1	1	-1
11	Matthew Murrell	G	35:23	2-9	2-6	2-2	0	2	2	5	1	8	1	2	0	1	0	6
14	Tye Fagan	G	28:50	4-7	1-2	8-10	0	1	1	2	5	17	2	2	1	0	0	-3
00	Jayveous McKinnis	G	03:58	1-3	0-0	0-2	1	1	2	0	1	2	0	1	0	1	1	-2
1	Amaree Abram	G	18:23	2-6	1-4	2-2	0	0	0	1	1	7	4	3	2	0	0	-5
10	Theo Akwuba	G	04:52	0-0	0-0	0-0	0	1	1	0	0	0	0	0	0	0	0	-4
Team																		
Totals			20-54	6-23	15-22	10	24	34	16	15	64	14	11	11	2	2	3	

Shooting By Period		
1st	FG%	12-29 41.4%
	3PT%	6-14 42.9%
	FT%	8-10 80%
2nd	FG%	8-25 32.0%
	3PT%	0-3 0.0%
	FT%	7-12 58.3%
3rd	FG%	20-54 37.0%
	3PT%	6-25 24.0%
	FT%	15-22 68.2%

Dead Ball Rebounds: 5, 0

Technical Fouls: NONE

Points from Turnovers				Period by Period Scoring			
	SC	OM	OM	1st	2nd	TOT	TOT
Biggest lead	5 (2 nd 0:05)	9 (1 st 11:23)					
Best Scoring Run	9 (2 nd 0:05)	6 (1 st 14:56)					
Lead Changes	3						
Times Tied	7						
Time with Lead	02:46	31:20					

GAME 26 • at FLORIDA (L, 79-64)



Official Basketball Box Score - Final
Ole Miss at Florida
 02/19/23 Eschbach Arena at Stephen C. O'Connell Center, Gainesville
 2022-23 Men's Basketball
 Game Time: 6:30 PM
 Game Duration: 1:52
 Attendance: 7,464

Record: 10-16 (2-11)
 Officials: Tony Greene, Owen Shortt, Orlan Poole

NO.	Name	Min	FG	3P	FT	Rebounds	Fouls	TP	AS	TO	ST	Blocks	+/-					
			M/A	M/A	M/A	OR DR TOT	PF					BS BA						
3	Myles Burns	F	25:10	4-7	0-1	0-1	3	1	1	1	1	8	0	1	0	0	-9	
4	Jaemyn Brakefield	F	35:19	5-9	1-3	3-5	1	7	8	1	3	14	1	1	1	0	0	-16
21	Robert Allen	F	19:42	3-7	0-0	1-1	3	4	7	3	1	7	1	2	0	0	2	-3
1	Amaree Abram	G	23:16	4-10	0-0	1-2	0	1	1	2	1	9	1	3	2	0	1	-19
11	Matthew Murrell	G	35:32	4-11	2-6	5-6	2	3	5	2	4	15	1	3	0	0	0	-8
10	Theo Akwuba	G	03:56	0-2	0-0	0-0	1	2	3	2	0	0	0	0	0	0	1	-6
2	TJ Caldwell	G	15:29	1-6	0-1	0-0	0	1	1	1	0	2	1	0	0	0	0	5
00	Jayveous McKinnis	G	21:03	4-6	0-0	1-3	3	2	5	1	1	9	1	1	2	2	0	-5
14	Tye Fagan	G	17:04	0-5	0-1	0-0	0	1	1	0	0	0	0	0	0	0	0	-11
5	James White	G	02:29	0-0	0-0	0-0	0	0	0	0	0	0	0	0	0	0	0	-3
Team																		
Totals			25-63	3-12	11-18	16	22	38	13	11	64	6	11	5	3	4	15	

Shooting By Period		
1st	FG%	11-34 32.4%
	3PT%	3-7 42.9%
	FT%	4-5 80%
2nd	FG%	14-29 48.3%
	3PT%	0-5 0.0%
	FT%	7-13 53.8%
3rd	FG%	25-63 39.7%
	3PT%	3-12 25.0%
	FT%	11-18 61.1%

Dead Ball Rebounds: 3, 0

Technical Fouls: NONE

Record: 14-12 (7-6)

NO.	Name	Min	FG	3P	FT	Rebounds	Fouls	TP	AS	TO	ST	Blocks	+/-						
			M/A	M/A	M/A	OR DR TOT	PF					BS BA							
12	Colin Castleton	F	21:59	1-3	0-0	1-2	0	3	3	1	1	3	4	3	1	3	0	10	
0	Myreon Jones	G	36:02	5-7	5-7	0-1	1	7	8	1	3	15	1	4	2	0	0	7	
5	Will Richard	G	27:28	5-7	1-3	2-2	0	3	3	2	13	0	0	0	0	0	9	9	
11	Kyle Lofton	G	35:37	4-6	0-1	2-2	1	3	4	2	1	10	7	2	2	0	0	18	
24	Riley Kugel	G	24:58	5-8	1-1	2-2	0	2	2	0	0	1	12	1	0	0	1	5	
14	Kowacic Reeves	G	18:21	5-9	2-4	1-5	0	0	0	0	1	3	13	0	1	2	0	1	8
3	Alex Fudge	G	17:28	2-5	1-1	2-2	0	5	5	1	1	7	0	1	0	1	0	12	
33	Jayven Jibodh	F	17:16	1-3	0-0	2-6	0	2	2	2	1	4	2	0	1	0	1	6	
2	Troy Bonham	G	00:38	0-0	0-0	0-0	0	0	0	0	0	0	0	0	0	0	0	1	
13	Aleks Szymczyk	G	00:45	1-1	0-0	0-0	0	0	0	0	0	0	2	0	0	0	0	-1	
Team																			
Totals			29-49	10-17	11-18	4	26	30	11	13	79	15	12	8	4	3	15		

Shooting By Period		
1st	FG%	14-21 66.7%
	3PT%	5-8 62.5%
	FT%	6-6 100%
2nd	FG%	15-28 53.6%
	3PT%	5-9 55.6%
	FT%	5-12 41.7%
3rd	FG%	29-49 59.2%
	3PT%	10-17 58.8%
	FT%	11-18 61.1%

Dead Ball Rebounds: 1, 0

Technical Fouls: NONE

Points from Turnovers				Period by Period Scoring			
	MIS	UF	UF	1st	2nd	TOT	TOT
Biggest lead	4 (1 st 8:45)	18 (2 nd 6:51)					
Best Scoring Run	10 (1 st 8:45)	8 (2 nd 10:11)					
Lead Changes	2						
Times Tied	2						
Time with Lead	03:22	35:38					

GAME 27 • vs. MISSISSIPPI STATE (L, 69-61)



Official Basketball Box Score - Final
Mississippi St. at Ole Miss
 02/19/23 The Sandy and John Back Pavilion at Ole Miss, Oxford, Miss.
 2022-23 Men's Basketball
 Game Time: 2:30 PM
 Game Duration: 2:18
 Attendance: 7,188

Record: 16-8 (8-8)
 Officials: Terry Oglesby, Byron Jarrett, Vladimir Vojrad-Tadar

NO.	Name	Min	FG	3P	FT	Rebounds	Fouls	TP	AS	TO	ST	Blocks	+/-					
			M/A	M/A	M/A	OR DR TOT	PF					BS BA						
0	D.J. Jeffries	F	35:39	3-5	2-3	2-2	0	7	7	0	1	10	0	4	1	0	12	
1	Tolu Smith	F	34:48	6-10	0-0	5-7	3	9	12	5	6	17	5	3	1	0	0	6
4	Cameron Matthews	F	30:48	5-7	0-0	7-7	2	5	7	2	4	17	3	1	0	0	1	18
3	Shakeel Moore	G	28:29	0-2	0-2	0-0	0	3	1	2	3	4	0	0	0	0	7	
10	Dashawn Davis	G	38:10	5-13	0-6	2-3	2	4	6	1	4	12	3	3	2	0	0	15
30	Shawn Jones, Jr.	G	10:59	2-7	1-4	0-0	2	1	3	2	0	5	0	2	0	0	0	-6
11	Eric Reed, Jr.	Jr.	21:43	1-3	0-2	0-0	0	1	1	3	0	2	1	0	0	1	4	-8
14	Tyler Stevenson	G	11:38	2-4	0-0	0-0	0	0	0	1	4	15	8	1	1	0	1	-9
13	Will McNair Jr.	G	10:12	0-0	0-0	0-0	0	4	2	0	0	0	1	0	0	0	0	2
12	KeShawn Murphy	G	02:33	0-1	0-1	0-0	0	1	1	1	0	0	1	0	0	0	0	-3
Team																		
Totals			24-52	3-18	19-21	9	37	46	20	16	69	15	19	4	1	1	8	

Shooting By Period		
1st	FG%	11-28 39.3%
	3PT%	2-9 22.2%
	FT%	9-13 69.2%
2nd	FG%	8-27 29.6%
	3PT%	0-10 0.0%
	FT%	10-11 90.9%
3rd	FG%	4-4 100.0%
	3PT%	1-1 100.0%
	FT%	

GAME 29 • vs. LSU (W, 82-69)



Official Basketball Box Score - Final
LSU at Ole Miss
02/25/23 The Sandy and John Back Pavilion at Ole Miss, Oxford, Miss.

Game Time: 7:30 PM
Game Duration: 1:52
Attendance: 6,304

Officials: Tony Greene, Doug Shows, Olanda Poole

Table with columns: NO, Name, Min, FG, 3P, FT, Rebounds, Fouls, TP, AS, TO, ST, Blocks, +/-

Shooting By Period
1st FG%: 9-24 37.5%
3PT%: 2-13 15.4%
FT%: 6-6 100%
2nd FG%: 15-30 50.0%
3PT%: 5-14 35.7%
FT%: 8-9 88.9%
GM FG%: 24-54 44.4%
3PT%: 7-27 25.9%
FT%: 14-15 93.3%

Table with columns: NO, Name, Min, FG, 3P, FT, Rebounds, Fouls, TP, AS, TO, ST, Blocks, +/-

Shooting By Period
1st FG%: 14-29 48.3%
3PT%: 5-12 41.7%
FT%: 2-2 100%
2nd FG%: 18-29 62.1%
3PT%: 4-9 44.4%
FT%: 7-7 100%
GM FG%: 32-58 55.2%
3PT%: 9-21 42.9%
FT%: 9-9 100.0%

Summary table with columns: LSU, OM, Points from Turnovers, Paint, Second Chance, Fast Breaks, Bench

GAME 30 • vs. TEXAS A&M (L, 69-61)



Official Basketball Box Score - Final
Texas A&M at Ole Miss
02/26/23 The Sandy and John Back Pavilion at Ole Miss, Oxford, Miss.

Game Time: 8:00 PM
Game Duration: 2:04
Attendance: 6,008

Officials: K.B. Burdett Jr., Anthony Jordan, Owen Short

Table with columns: NO, Name, Min, FG, 3P, FT, Rebounds, Fouls, TP, AS, TO, ST, Blocks, +/-

Shooting By Period
1st FG%: 10-23 43.5%
3PT%: 3-10 30.0%
FT%: 1-4 25.0%
2nd FG%: 16-33 48.5%
3PT%: 2-12 16.7%
FT%: 13-16 81.3%
GM FG%: 25-66 37.9%
3PT%: 5-22 22.7%
FT%: 14-20 70.0%

Table with columns: NO, Name, Min, FG, 3P, FT, Rebounds, Fouls, TP, AS, TO, ST, Blocks, +/-

Shooting By Period
1st FG%: 10-23 43.5%
3PT%: 15-40 37.5%
FT%: 2-4 50%
2nd FG%: 12-32 37.5%
3PT%: 6-14 42.9%
FT%: 3-5 60%
GM FG%: 22-59 37.3%
3PT%: 12-29 41.4%
FT%: 5-9 55.6%

Summary table with columns: A&M, OM, Points from Turnovers, Paint, Second Chance, Fast Breaks, Bench

GAME 31 • at MISSOURI (L, 82-77)



Official Basketball Box Score - Final
Ole Miss at Missouri
03/04/23 Mizzou Arena, Columbia

Game Time: 2:31 PM
Game Duration: 2:15
Attendance: 15,061

Officials: Bart Lenox, Chuck Jones, Jason Baker

Table with columns: NO, Name, Min, FG, 3P, FT, Rebounds, Fouls, TP, AS, TO, ST, Blocks, +/-

Shooting By Period
1st FG%: 13-27 48.1%
3PT%: 1-9 11.1%
FT%: 9-11 81.8%
2nd FG%: 15-28 53.6%
3PT%: 4-13 30.8%
FT%: 7-7 100%
GM FG%: 28-55 50.9%
3PT%: 5-22 22.7%
FT%: 16-19 84.2%

Table with columns: NO, Name, Min, FG, 3P, FT, Rebounds, Fouls, TP, AS, TO, ST, Blocks, +/-

Shooting By Period
1st FG%: 18-35 51.4%
3PT%: 3-14 21.4%
FT%: 2-2 100%
2nd FG%: 14-23 60.9%
3PT%: 4-9 44.4%
FT%: 9-11 81.8%
GM FG%: 32-58 55.2%
3PT%: 7-23 30.4%
FT%: 11-13 84.6%

Summary table with columns: Missouri, Mizzou, Points from Turnovers, Paint, Second Chance, Fast Breaks, Bench

GAME 32 • SEC TOURNAMENT • vs. SOUTH CAROLINA (W, 67-61)



Official Basketball Box Score - Final
Ole Miss at South Carolina
03/06/23 Bridgestone Arena, Nashville, Tenn.

Game Time: 6:02 PM
Game Duration: 1:54

Officials: Steven Anderson, Tony Greene, Will Howard

Table with columns: NO, Name, Min, FG, 3P, FT, Rebounds, Fouls, TP, AS, TO, ST, Blocks, +/-

Shooting By Period
1st FG%: 12-31 38.7%
3PT%: 4-13 30.8%
FT%: 2-2 100%
2nd FG%: 13-28 46.4%
3PT%: 5-9 55.6%
FT%: 6-11 54.5%
GM FG%: 25-59 42.4%
3PT%: 9-22 40.9%
FT%: 8-13 61.5%

Table with columns: NO, Name, Min, FG, 3P, FT, Rebounds, Fouls, TP, AS, TO, ST, Blocks, +/-

Shooting By Period
1st FG%: 12-29 41.4%
3PT%: 4-9 44.4%
FT%: 1-1 100%
2nd FG%: 13-31 41.9%
3PT%: 2-12 16.7%
FT%: 4-5 80%
GM FG%: 25-60 41.7%
3PT%: 6-21 28.6%
FT%: 5-8 62.5%

Summary table with columns: MISS, SCAR, Points from Turnovers, Paint, Second Chance, Fast Breaks, Bench

GAME 33 • SEC TOURNAMENT • vs. TENNESSEE (L, 70-55)



Official Basketball Box Score - Final
Ole Miss at Tennessee
 03/09/23 Bridgestone Arena, Nashville, Tenn.
 2023 SEC Men's Basketball Tournament

Game Time: 2:09 PM
 Game Duration: 1:59
 Attendance: 13,165

Officials: Bart Lenox, Chuck Jones, Will Howard

Ole Miss - 55																				
Record: 12-21																				
NO.	Name	Min	FG	3P	FT	Rebounds	Fouls	TP	AS	TO	ST	Blocks	+/-							
			M/A	M/A	M/A	OR	DR	PF	AS	TO	ST	BS	BA							
3	Myles Burns	27:57	5-8	1-2	3-4	1	0	1	3	2	14	2	0	3	0	0	-17			
4	Jaemyn Brakefield	32:48	4-8	2-3	2-2	0	5	5	1	2	12	2	0	0	0	1	-8			
21	Robert Allen	22:13	2-5	1-1	0-0	2	3	5	3	1	5	2	1	4	0	1	-9			
5	James White	21:59	1-5	0-1	0-0	0	0	0	2	0	2	2	0	0	0	0	-15			
11	Mathew Murrell	35:51	4-14	2-7	2-2	0	1	1	2	2	12	4	1	0	0	1	-17			
1	Amaree Abram	24:18	3-10	1-5	0-2	0	1	1	1	2	7	0	2	1	0	0	-2			
10	Theo Akwuba	11:40	1-1	0-0	1-2	0	2	2	0	1	3	0	0	0	1	0	-4			
2	TJ Caldwell	11:54	0-1	0-1	0-0	0	2	2	2	0	0	0	1	0	0	0	2			
00	Jayveous McKinnis	11:20	0-1	0-0	0-0	1	0	1	0	0	0	1	0	1	0	0	-5			
Team						1	3	4			0									
Totals						20-53	7-20	8-12	5	17	22	14	10	55	13	7	9	1	3	-15

Shooting By Period		
1 st	FG%	12-29 41.4%
	3PT%	5-11 45.5%
	FT%	4-6 66.7%
2 nd	FG%	8-24 33.3%
	3PT%	2-9 22.2%
	FT%	4-6 66.7%
GM	FG%	20-53 37.7%
	3PT%	7-20 35.0%
	FT%	8-12 66.7%

Dead Ball Rebounds: 2.2

Tennessee - 70																				
Record: 23-9																				
NO.	Name	Min	FG	3P	FT	Rebounds	Fouls	TP	AS	TO	ST	Blocks	+/-							
			M/A	M/A	M/A	OR	DR	PF	AS	TO	ST	BS	BA							
0	Jonas Aidoo	14:38	2-2	0-0	0-0	1	2	3	2	0	4	0	2	0	1	0	3			
13	Olivier Nkamhoua	27:46	4-8	1-2	0-0	1	1	2	2	0	9	4	3	1	0	1	10			
15	Jahmal Mashack	18:31	1-3	1-1	2-3	0	2	2	1	1	5	3	4	1	1	0	16			
25	Santiago Vescovi	36:29	4-12	3-10	4-4	0	6	6	0	6	15	3	1	2	0	0	18			
30	Josiah-Jordan James	31:28	6-13	4-11	4-4	0	7	7	1	2	20	2	2	0	0	0	12			
2	Julian Phillips	22:46	3-6	0-1	2-2	2	4	6	0	3	8	1	0	1	1	0	9			
11	Tobe Awaka	12:58	2-2	0-0	0-0	2	3	5	1	1	4	0	0	0	0	0	6			
33	Uros Plavsic	13:33	1-2	0-0	0-1	1	2	3	2	1	2	0	0	0	0	0	3			
4	Tyrus Key	20:06	1-3	1-3	0-0	1	0	1	1	0	3	2	1	0	0	0	0			
1	B.J. Edwards	01:47	0-0	0-0	0-0	0	1	1	0	0	0	0	0	0	0	0	-2			
Team						1	1	2			0									
Totals						24-51	10-28	12-14	9	29	38	10	14	70	15	14	5	3	1	15

Shooting By Period		
1 st	FG%	16-29 55.2%
	3PT%	7-15 46.7%
	FT%	0-0 0%
2 nd	FG%	8-22 36.4%
	3PT%	3-13 23.1%
	FT%	12-14 85.7%
GM	FG%	24-51 47.1%
	3PT%	10-28 35.7%
	FT%	12-14 85.7%

Dead Ball Rebounds: 1.1

Technical Fouls: NONE												
MISS		TENN		Points from		MISS		TENN		Period by Period Scoring		
Biggest lead	6 (1 st 9:37)	15 (2 nd 0:29)	Turnovers	19	9	1st	2nd	TOT				
Best Scoring Run	8 (1 st 9:37)	10 (2 nd 19:01)	Paint	24	22	MISS	33	22	55			
Lead Changes	8		Second Chance	6	4	TENN	39	31	70			
Times Tied	8		Fast Breaks	17	2							
Time with Lead	05:02	28:44	Bench	10	17							

OLE MISS BASKETBALL HISTORICAL TIMELINE

January 28, 1909

Ole Miss plays its first organized basketball game, but the celebration is cut short by a 12-11 loss to the Memphis Physicians. Legend has it that Ole Miss led 7-6 at the half, but lost out in the second half when "with the wind at their backs, the Physicians overcame our half-time lead for a narrow victory." The game was reportedly played outdoors on a court located behind the Lyceum on the Oxford campus.

February 17, 1909

Ole Miss decides to save the best for last as the team records its first ever victory the last game of the season with a 28-11 win over Mississippi College. Ole Miss finishes the 1909 season 1-4.

1922

One year after the organization's formation, Ole Miss joins the Southern Conference.

January 27, 1925

With a 35-17 victory over Centenary, Ole Miss collects its 100th victory in the program's history.

May 1, 1926

A 38-23 loss to North Carolina in the championship game of the Southern Conference Tournament ends a win streak for Ole Miss, as the team rolled out a 12-game overall and nine-game away/neutral win streak. The 12-game streak, which started Jan. 16, 1926, with a road victory over rival LSU, remained the longest in school history until the 2007-08 squad put together 13 straight wins.

February 28, 1928

After rattling off victories over N.C. State, LSU and Kentucky, a 31-30 win over Auburn made Ole Miss Southern Conference Tournament Champions. (see story inset) Coach Homer Hazel's Mississippians finished the 1928 season 10-9.

December 8-9, 1932

At the annual Southern Conference meeting in Knoxville, Tenn., Ole Miss along with the other 12 schools west and south of the Appalachian Mountains reorganized to form the Southeastern Conference. Ten of those charter members (Alabama, Auburn, Florida, Georgia, Kentucky, LSU, Ole Miss, Mississippi State, Tennessee and Vanderbilt) still remain as members of the SEC.



1928 Southern Conference Tournament Champions

TEAM OF DESTINY WINS IT - GREAT RALLY TURNS TIDE

By Morgan Blake
(originally published in the 1928 Ole Miss Yearbook)

Ole Miss, the Team of Destiny, is champion of the South in basketball. A fighting clan that refused to surrender when the clouds were blackest today is king of the great indoor game.

It was an amazing and courageous comeback that won the title for Ole Miss after Auburn had taken a twelve-point lead in the second half and seemed as sure of winning as anything in this uncertain world can be.

The score at one stage of the second half was, Auburn 25, Ole Miss 13. The thousand or more Auburn students and alumni in the auditorium were in the seventh heaven of delight. They smelled the bacon frying and they knew the feast was for them. The Tigers had been outplaying their enemies all the way through and were marching on to glory and fame. Some of the spectators were yawning a bit. Many were a bit sorry for Ole Miss and hoped they would make just a few more points so as not to be humiliated.

And then - Captain Robert M. Lee, the long, lanky leader of the Mississippians, rallied his clan for a final desperate drive. It was the last charge of the old guard. Up the slope they came, snarling, growling, fighting their way through all obstacles. The Tigers, surprised by the sudden fury of a team that had been so docile, wavered before the charge. Doggedly they fought back, but the storm engulfed them. The Team of Destiny was on its way. Two points, two points, two points! With monotonous regularity Ole Miss was sinking them. Now they are just two points behind. Now they are even. Now they are two points ahead. And it's a minute and three-quarters to play. Captain Lee fouls, and Auburn shoots a free throw. Now it's Ole Miss, 31; Auburn, 30.

The seconds were about gone. Down the floor comes Auburn with the last spring left in the Tiger. A desperate try for a goal that goes wild. The pistol cracks. The game is over. The Team of Destiny had won by one little point, which, however, was as big as Stone Mountain so far as the effectiveness of it was concerned.

The grim gods of fate who had given Auburn one-point victories over Clemson and Georgia Tech in the early games of the tournament deserted the Tigers in the big crisis, and smiled upon the opposition. The grim gods often do things like that.

January 10, 1936


In the first game of the 1936 season, Ole Miss reached its 200th win in the program's history with a 41-40 squeaker over Memphis Coca-Cola. Forward George Clay led the attack for Ole Miss with 13 points.

May 5, 1938

A 58-47 loss to Georgia Tech in the SEC Tournament Championship Game ends a nine-game overall SEC win streak by the Rebels that started Feb. 5, 1938, with a 45-44 win over in-state rival Mississippi State.

1937-38

Bonnie Graham leads the SEC in scoring with his 17.4 average, the first player to ever average more than 17 a game in the SEC. In the conference tournament, he scores 71 points and a single-game high of 27. Graham also becomes Ole Miss' first basketball All-America selection.



A star left-handed pitcher, Joe Gibbon was on a baseball scholarship at Ole Miss and had to ask hoops coach Country Graham for permission to report for basketball. Lucky for the Rebels, Coach Graham agreed, and Gibbon put together a remarkable season in 1957 when he finished second in the nation in scoring with 30.1 points per game. The talented athlete went on to enjoy a 13-year Major League Baseball career.



B.L. "Country" Graham, who was the first All-American basketball player in school history, also stands as the second all-time winningest coach in program annals with 144 wins from 1950-62. In the picture above, he runs through plays with pupil and future Ole Miss head coach Cob Jarvis.



He played just one season before turning pro, but in 1970-71 Johnny Neumann put up numbers that may never again be reached by a Rebel, or any other Southeastern Conference player. Neumann led the nation with a 40.1 scoring average, by far a school record and behind only Pete Maravich's three legendary seasons in the league record books. Neumann still owns five of the top six single-game scoring marks in school history. Despite also being an Academic All-American, he left school after his sophomore season to join the Memphis Tams of the ABA, and enjoyed a seven-year career in the ABA and NBA.

February 26, 1945

Ole Miss achieves its 300th win in the last regular-season game of the year with a 76-24 stomping of Arkansas State. Three Rebels hit double-digit scoring that night with M.C. McMullen collecting 20, Doug Krell posting 13 and Bob McCain with 12.

December 10, 1953

A new record is set for the Rebels as the team reaches the most points scored by Ole Miss in a single game with a 118-82 win over Union. Cob Jarvis leads the way with 37 points on 13 field goals and 11 free throws. Denver Brackeen follows close behind with 31 points.

January 17, 1955

With former Rebel B.L. "Country" Graham as head coach, Ole Miss records its 400th win in program history by beating Vanderbilt 77-63.

1954-55

While being chosen as UPI's SEC Player of the Year and AP's SEC Most Valuable Player, center Denver Brackeen becomes the program's second player selected to All-America honors. His 27.2 scoring average leads the league.

1956-57

After becoming only the second player in SEC history to average more than 30 points, forward Joe Gibbon is named to multiple All-America teams.

February 22, 1958

Coach Graham once again makes Ole Miss history as he collects his 100th win as head coach, making him the first Ole Miss coach to reach the century mark. The Rebels helped accomplish this with an 83-68 victory over Tulane.

1963-64

A star on the court and on the baseball diamond, guard Don Kessinger is named an All-American after setting 18 Ole Miss basketball records.

January 30, 1965

After edging out Tulane with a 62-60 win in Oxford, Ole Miss reaches the 500-win mark for the program's history. Two Rebels had double-doubles with Fred Stanley collecting 21 points and 12 rebounds and Jim Robbins posting 13 points and 10 rebounds. Jack Steinhart and James Bobe also greatly contributed with 17 rebounds and 11 points, respectively.

February 21, 1966

Ole Miss basketball gets a new home in the Rebel Coliseum, later to be named after then-Athletics Director C.M. "Tad" Smith. However, Kentucky spoils the inaugural game by defeating the Rebels 108-65.

1970-71

Forward Johnny Neumann earns All-America honors in his first and only season as a Rebel, setting numerous school records along the way.

December 7, 1974


The program collects its 600th victory by defeating Texas in Oxford 82-74. Four Rebels scored in double digits with Bob Mahoney pacing the team with 21 points. Herb Wright followed with 18 points while Dave Shepard had 15 and Walter Actwood 13.

1978-79

After leading the SEC in scoring with 26.3 points per game, forward John Stroud receives All-America honorable mention plaudits.



Known among Rebel circles as "Mr. Clutch," Carlos Clark finished his impressive Ole Miss career having buried four game-winning shots at the buzzer, including a 15-footer on March 6, 1980, that gave Ole Miss its first postseason win, 76-74, over Grambling in the NIT Clark's freshman season. He went on to be drafted by the Boston Celtics, and helped them to the 1984 NBA Championship.



Bob Weltlich is carried off the court by his Rebel players after the 1981 SEC Tournament Championship victory over Dominique Wilkins and the Georgia Bulldogs.

March 6, 1980

Ole Miss earns its first postseason tournament victory after getting by Grambling 76-74 at Tad Smith Coliseum. The road to the NIT championship had to end, though, when Minnesota proved to be too much and defeated the Rebels 58-56.

1979-80

Earning the highest career point total in Ole Miss history and still the third-most in league annals with 2,328 points, John Stroud is selected to All-America honors for the second straight season.

March 7, 1981

The underdog Rebels, who finished sixth in the league in the regular season, defeated Tennessee and Vanderbilt before earning the title with a 66-62 upset of Georgia in the finals of the 1981 SEC Tournament, propelling Ole Miss to its NCAA Tournament debut.

March 13, 1981

The Rebels play in their first NCAA Tournament and barely miss a second-round showing with a narrow 69-66 defeat to perennial power Kansas in Wichita.

December 18, 1982

Ole Miss posts the 700th win in program history with a 67-60 victory over Central Arkansas in Oxford. The Rebels sealed the victory behind Carlos Clark and Roger Steig's 16 points apiece.

1981-82

Forward Carlos Clark is named AP All-America honorable mention following a junior year in which he scored 21.1 points per game and helped Ole Miss to an 18-12 record and NIT appearance. Between his junior and senior seasons, Clark had a streak of 37 straight games in which he posted double-figure point totals.

1987-88

Becoming the first player in Ole Miss history to record 500 points, 100 rebounds and 100 assists, guard Rod Barnes is named to an honorable mention All-American and finished third in the coaches' balloting for SEC Player of the Year.

March 4, 1989

Ole Miss defeats LSU 113-112 in overtime in perhaps the greatest one-on-one duel in Southeastern Conference history. LSU's Chris Jackson tallied 55 points, while the Rebels' Gerald Glass hit for 53. The 108 combined points is the most by two players in an SEC game. More importantly, Glass led Ole Miss to victory in dramatic fashion. With seven minutes left in overtime, Glass had 47 points, but had missed seven straight shots while going scoreless for the final four minutes of regulation and the first three minutes of overtime. LSU led 110-107, and Glass had been pestered by four different Tiger defenders to make him exhausted. But with a final surge, Glass tipped in a rebound to narrow the margin to one point, hit a 3-pointer to tie the score and drained the free throw with nine seconds left that gave Ole Miss the victory in the regular-season finale.

1988-89

In his first season as a Rebel, forward Gerald Glass is named an honorable mention All-American.



"World Class" Gerald Glass was a household name and a fan favorite during his two standout seasons with Ole Miss. He was thought by many to be the top college player in the nation his senior season, when he earned his second straight All-America honorable mention accolade. Glass was taken in the first round of the 1990 NBA Draft and played for Minnesota, Detroit, New Jersey and Charlotte during his pro career.



Ansu Sesay cuts down the nets following the Rebels' 74-68 win over LSU that propelled them to the 1997 SEC Western Division title. It was the first of four SEC West titles for Ole Miss. Sesay was part of back-to-back titles, celebrating the 1998 crown in his All-American senior season.

March 9, 1990

Ole Miss marks its 800th program victory with a 65-62 win over Vanderbilt during the SEC Tournament. Gerald Glass and Tim Jumper help the Rebels edge by the Commodores with their 15-point performances. Patrick Eddie played his part by recording a double-double with 14 points and 10 rebounds.

1989-90

After finishing his two-year career at Ole Miss with 1,564 points, Gerald Glass receives his second All-America honorable mention accolade.

June 27, 1990

Gerald Glass becomes the first Ole Miss player to be selected in the first round of the NBA Draft. He went 20th overall to the Minnesota Timberwolves.

January 11, 1997

Ole Miss upends No. 3-ranked and defending national champion Kentucky 73-69. The upset snapped the Wildcats' 14-game win streak and propelled the Rebels to their first top-25 ranking in school history, jumping to No. 20 in the AP poll. That season began an unprecedented Rebel run of six straight postseason appearances and back-to-back SEC Western Division championships.

February 26, 1997

Coach Rob Evans leads the Rebels to win their first SEC Western Division title after defeating LSU 74-68 in the last home game of the regular season.

February 11, 1998

Ole Miss hits 900 victories with an 87-76 win over Vanderbilt. All-Americans Keith Carter and Ansu Sesay push the Rebels to the victory. Carter collected 17 points, three assists and three rebounds, while Sesay posted 14 points, including a 2-for-2 night from behind the arc, and 12 rebounds.

February 28, 1998

The program gets its second straight SEC Western Division title after recording a 74-67 win versus Auburn in the regular-season finale. Ole Miss went on to receive a No. 4 seed in the NCAA Tournament, but a little-known team from Valparaiso spoils the Rebels' postseason plans.

December 29, 1998

Ole Miss claims its largest margin of victory in a single game with a 111-50 win over Prairie View. The game also marked the third time that season that Ole Miss broke triple digits in scoring.

1997-98

One of two Rebels to ever record 1,000 points, 600 rebounds and 200 assists, forward Ansu Sesay is named a consensus All-American, as well as receiving SEC Player of the Year honors. "We Say Sesay" becomes a familiar chant among Rebel fans, and Sesay does his part by scoring in double figures for the final 53 games of his career.

March 12, 1999

After losing a heartbreaker at the buzzer to Valparaiso just the season before in the opening round of the NCAA Tournament, the Rebels record their first NCAA Tournament win by defeating Villanova 72-70. Ole Miss did not make it to the Sweet 16 because Michigan State defeated the Red and Blue 74-66 in the second round.

January 13, 1999

Homecourt advantage was an understatement for the Rebels in the late 1990s. From Jan. 11, 1997 to this date Ole Miss went on a 29-home game winning streak. However, all good things must come to an end, and Auburn ended the Rebels' streak with a 74-59 win.

1998-99

Finishing atop the Ole Miss three-pointers chart with 249 for his career, guard Keith Carter is named an hon-

orable mention All-American.

March 3, 2001

After crushing Alabama 105-71, Ole Miss earns its third SEC Western Division title. Jason Holmes tallies a game-high 26 points on the night after going 7-of-13 shooting, including 5-of-9 from three-point range. Jason Flanigan contributes 17 points with 10 of those coming from the free throw line.

March 18, 2001

It took the smallest Rebel of all time to hit the biggest shot in Ole Miss hoops history. Coming off only their second NCAA Tournament win ever, the Rebels found themselves trailing Notre Dame by one point with a minute remaining in the second round of the 2001 Big Dance. With the shot clock running down and 48 seconds left, 5-foot-5 Jason Harrison drilled a deep three from the top of the arc to hand Ole Miss a two-point advantage that it would not relinquish en route to a 59-56 victory. One of the more memorable moments of the 2001 tourney, Harrison's trey propelled Ole Miss to the program's first Sweet 16 appearance and highlighted the finest season in school history, as the Rebels finished No. 9 in the nation with a 27-8 mark and a third SEC Western Division title in five years.



Jason Harrison drained several big shots during his career, but none more significant than the deep trey that found the bottom of the net in the waning moments of the 2001 NCAA Tournament second-round game vs. Notre Dame. The bucket propelled Ole Miss to a 59-56 win and its first trip to the Sweet Sixteen.

CHAMPIONSHIP TEAMS



1928 Southern Conference Tournament

Front Row (L to R): Ary Phillips, Dewitt Laird, Robert M. "Lila" Lee (Captain), James Ogden, unidentified
Back Row (L to R): Homer Hazel (Head Coach), Andral "Doc" Dugger, Robert A. "Parson" Shelby, Cary Phillips



1981 SEC Tournament

Front Row (L to R): Mickey Thames (Asst. Strength Coach), Tim Garl (Asst. Trainer), Lee Bethea (Student Trainer), Cecil Dowell, Brad Pierce, Chris Barrett, James Green, Ken Coghlan, Carlos Clark, Sean Tuohy, Jim Sledge (Manager), Carroll Kirkpatrick (Manager), Blake Barnes (Equipment Manager)
Back Row (L to R): Warner Alford (Athletics Director), Mike Hanks (Asst. Coach), John Prince (Asst. Coach), Steve Allen, Curtis McAlister, Rob Drum, Tim Thomas, Bob Weltlich (Head Coach), Lane Shoup, Roger Stieg, Norman Miller, Elston Turner, Eddie Oran (Asst. Coach), Ron Reed (Asst. Coach)



1997 SEC Western Division

Front Row (L to R): Anthony Boone, Ansu Sesay, Oliver Morton, Johnnie Rogers, Anthony Burks, Jon Cantrell, Jason Smith.
Middle Row (L to R): Corwin Curtis (Manager), Michael White, Joezon Darby, Michael Boone, Keith Carter, Chris Oney, Hunter Carpenter, Brian Russell (Coliseum Manager)
Back Row (L to R): Josh Hardin (Student Trainer), Jeffrey Moore (Trainer), Russ Pennell (Asst. Coach), Rob Evans (Head Coach), Rod Barnes (Asst. Coach), Dan O'Dowd (Asst. Coach), Jamie Capers (Manager), Scott Aldridge (Manager)

2000-01

Forward Rahim Lockhart, whose 13.0 points and 8.1 rebounds per game helped Ole Miss to such great success in 2001, is named an All-America selection.

December 1, 2001

On December 19, 1995, Ole Miss beat Southern Miss 113-107 in two overtimes, starting a 44-game non-SEC homecourt win streak that ended with a 71-70 loss to George Mason. During this time, the streak was the second longest in the nation.

December 28, 2002

Ole Miss collects its 1,000th win in program history by rolling over Arkansas-Pine Bluff 71-38 at Tad Smith Coliseum. Justin Reed leads the Rebels by posting a double-double of 15 points and 11 rebounds.

February 10, 2007

Rebel fans pack Tad Smith Coliseum, as a record "Tad Pad" crowd of 9,452 watches Ole Miss upset No. 18 Alabama 75-69. Clarence Sanders scores 11 of the Rebels' last 12 points to cap a comeback on the Crimson Tide.

March 3, 2007

Ole Miss clinches its fourth SEC Western Division championship and first since 2001 with a thrilling victory over Auburn in the regular-season finale. With both teams playing for the crown, the Rebels force consecutive turnovers to outscore the Tigers 9-2 over the final 40 seconds. With the game tied, Bam Doyne hits all four of his free throw attempts over the last 3.8 ticks to secure the 83-79 win. The Rebels' four SEC West titles from 1997-2007 is the most of any division rival over that span.

March 11, 2007

After a four-year drought, the Ole Miss basketball team returns to postseason play, as the Rebels receive a bid to the NIT. Ole Miss enters postseason play for the 13th time in the program's history and the first time since earning an NCAA Tournament berth in 2002.

December 24, 2007

Ole Miss receives recognition for its school-record best start of 11-0 (which climbed to 13-0 before the first loss) and an upset of No. 15 Clemson as the Rebels are ranked No. 22 and No. 24 in the Associated Press and ESPN/USA Today Polls, respectively.

January 2, 2008

At 13-0, Ole Miss set a new mark for the best start in school history, besting the 1936-37 and 2000-01 teams that reeled off 11 straight wins to open their seasons.

With the 86-50 win over Alabama A&M, Ole Miss also broke the school record for most consecutive wins after the previous record had stood for more than 80 years.

January 28, 2008

Ole Miss announces plans for a 51,000-square-foot basketball practice facility that promises to greatly enhance the Rebel hoops program in many ways.

April 1, 2008

Ole Miss makes an impressive run en route to the NIT semifinals played in New York City at historic Madison Square Garden. It's the first time in school history that Ole Miss made it to the Garden. However, the dream of reaching the NIT final is short-lived in an 81-69 defeat to eventual champion Ohio State.

February 21, 2009

Ole Miss celebrates the First 100 Years of its basketball program with a weekend of festivities, culminating in a 69-47 rout of the Georgia Bulldogs at Tad Smith Coliseum.

January 2010

The majestic \$13 million Basketball Practice Facility opens for daily use by the men's and women's programs. It includes state-of-the-art areas for training and practice, as well as luxurious locker rooms, team lounges and coaches offices.

March 6, 2010

Chris Warren leads a big second-half comeback to spur the Rebels to a 68-66 win at Arkansas and claim a share of their fifth SEC Western Division title.

March 30, 2010

With wins over Troy, Memphis and a double-OT thriller against Texas Tech, Ole Miss reaches the NIT Final Four for the second time in three years. Trailing by just one point with 36 seconds left, the Rebels cannot edge out eventual champion Dayton, falling 68-63 at Madison Square Garden.

August 9, 2011

Ole Miss announces the monumental Forward Together capital campaign, which seeks to raise \$150 million for a new basketball arena and improvements to existing football and other athletics facilities.

February 23, 2013

Andy Kennedy sets the Ole Miss career wins record with his 145th win as Rebel head coach as Ole Miss rolled over Auburn 88-55 at Tad Smith Coliseum.

CHAMPIONSHIP TEAMS



1998 SEC Western Division

Front Row (L to R): Jon Cantrell, Michael Boone, Keith Carter, Jozon Darby, Michael White, Jason Flanigan, Hunter Carpenter, Chris Oney, Jason Smith, Anthony Boone

Back Row (L to R): Russ Pennell (Asst. Coach), Dan O'Dowd (Asst. Coach), Rod Barnes (Asst. Coach), Rob Evans (Head Coach), Ansu Sesay, John Engstrom, Johnnie Rogers, Rahim Lockhart, Brian Russell (Equipment Manager), Scott Lewis (Manager), Kris Brasher (Student Trainer), Derrick Wrobel (Manager), Scott Aldridge (Manager), Jeffrey Moore (Trainer), Jamie Capers (Manager)



2001 SEC Western Division

Front Row (L to R): Justin Reed, Derrick Allen, Aaron Harper, Carey Crain, Jason Flanigan, John Pilger, Jason Harrison, David Sanders, Emmanuel Wade, Josh Hayes, Jason Holmes, Richard Kirklín

Back Row (L to R): Dustin Harris (Manager), Brandon Martin (Student Trainer), Ron Wilson (Manager), Seth Walker (Manager), Wayne Brent (Asst. Coach), Marc Dukes (Asst. Coach), Eric Bozeman (Asst. Coach), John Gunn, Rahim Lockhart, John Engstrom, Rod Barnes (Head Coach), Grant Pate (Admin. Asst.), Lemuel Jones (Grad. Admin. Aide), Jeffrey Moore (Trainer), Mike Vinson (Asst. Strength & Conditioning Coach), Brandon Beckett (Asst. Strength & Conditioning Coach), Amasico Rainer (Manager)



2007 SEC Western Division

Front Row (L to R): Brian Smith, Rodney Jones, Clarence Sanders, Bam Doyne, Todd Abernethy, Justin Cerasoli, Patrick Spach, Kiah Brown

Back Row (L to R): Will Poole, Kenny Williams, Andy Ogide, Xavier Hansbro, Dwayne Curtis, Jerney Parnell, Trey Hampton, Brandon Patterson, David Huertas

CHAMPIONSHIP TEAMS



2010 SEC Western Division

Front Row (L to R): Michael Halford, Nick Williams, Terrico White, Chris Warren, Will Bogan, Trevor Gaskins, Logan Nutt
 Back Row (L to R): Murphy Holloway, DeAngelo Riley, Kevin Cantinol, DeAundre Cranston, Reginald Buckner, Terrance Henry, Zach Graham, Eniel Polynice



2013 SEC Tournament

From left to right: (back row) Terry Brutus, Will Norman, Anthony Perez, Reginald Buckner, Murphy Holloway, Jason Carter, Demarco Cox, Aaron Jones; (front) Cade Peeper, Nick Williams, Martavious Newby, Derrick Millinghaus, LaDarius White, Jarvis Summers, Marshall Henderson



Players and coaches celebrate after knocking off the Florida Gators 66-63 to win the 2013 SEC Tournament Championship in Nashville and earn the Rebels' first NCAA Tournament bid under head coach Andy Kennedy.

March 17, 2013

Murphy Holloway scored 23 points and Marshall Henderson had 21 as Ole Miss knocked off Florida 66-63 in Nashville, Tenn., and won its first SEC Tournament title since 1981. The victory gave the Rebels their first NCAA tournament berth since 2002.

March 24, 2013

Marshall Henderson set the SEC record with his 138th made 3-pointer and broke the NCAA record with his 394th attempt.

February 27, 2014

Marshall Henderson set the SEC record with a 3-pointer in his 61st consecutive game, breaking Arkansas guard Pat Bradley's previous league mark of 60. Henderson finished his career with a 3-pointer in all 66 games.

March 17, 2015

Stefan Moody scored a team-high 26 points, as Ole Miss overcame a 17-point halftime deficit to knock off BYU 94-90 in the opening round of the NCAA Tournament in Dayton. The combined 184 points made it the highest scoring game of that year's tournament.

January 7, 2016

In their first home game of the 2019 calendar year, the Rebels opened up The Pavilion at Ole Miss in style with a 74-66 win over Alabama. Ole Miss protected its new floor by winning seven of the final nine home games of the season.

March 21, 2017

After helping Ole Miss knock off Monmouth and Syracuse on the road to secure a spot in the NIT Quarterfinals, Sebastian Saiz grabbed 15 boards in his final game as a Rebel to become just the seventh player in SEC history with 1,000 points, 1,000 rebounds and 100 blocked shots.

March 15, 2018

Kermit Davis was hired as the 22nd head coach in Ole Miss basketball history. After spending 16 seasons building Middle Tennessee into a mid-major powerhouse, the Mississippi native returned to his home state to lead the Rebels.

2018-19

Predicted to finish dead last in the SEC in the preseason polls, the Rebels exceeded expectations by finishing sixth in the conference and earning a trip back to the NCAA Tournament behind the highest scoring duo in the SEC (Breein Tyree, Terence Davis). In his first season as Ole Miss head coach, Kermit Davis was named SEC Coach of the Year.

OLE MISS BASKETBALL ALL-CENTURY TEAM

Highlighting the season-long celebration of the "First 100 Years of Ole Miss Basketball" in 2008-09, Ole Miss athletics officials proudly announced on Feb. 12, 2009, the C Spire All-Century Team. The honorees were publically recognized during halftime of the Feb. 21 home game vs. Georgia.

The All-Century Team was selected following a vote of fans on OleMissSports.com and a committee of officials from the athletics department and the M-Club Alumni Chapter. The fans' top 10 choices automatically qualified, and the remaining spots were chosen by the committee. The ballot included any Rebel that earned All-SEC honors or scored 1,000 or more points in his career, excluding current players, for a total of 41 nominees. Fans also had the opportunity to email write-in votes.

The All-Century Team was not divided by position or first, second or third team, as all 19 players hold the same rank on the squad.

The team includes all 13 Rebels that earned All-America honors in their career and the top nine scorers in school history at the time. The list also contains three Associated Press SEC Players of the Years (Denver Brackeen, 1955; Johnny Neumann, 1971; Ansu Sesay, 1998). While honored for their performances as players, the All-Century Team coincidentally includes three of the four winningest coaches in school history (B.L. "Country" Graham, 145 wins; Rod Barnes, 141; Cob Jarvis, 87).



B.L. "Country" Graham (F, 1936-38)

Denver Brackeen (C, 1954-55)

Cob Jarvis (F/G, 1952-54)

Joe Gibbon (F, 1954-57)

Jack Waters (F/G, 1959-61)

Don Kessinger (G, 1962-64)

Johnny Neumann (F, 1971)

Coolidge Ball (F, 1972-74)

John Stroud (F, 1977-80)

Elston Turner (F/G, 1978-81)

Sean Tuohy (G, 1979-82)

Carlos Clark (G/F, 1980-83)

Rod Barnes (G, 1985-88)

Gerald Glass (F, 1989-90)

Joe Harvell (F, 1990-93)

Ansu Sesay (F, 1995-98)

Keith Carter (G, 1996-99)

Rahim Lockhart (F, 1998-2001)

Justin Reed (F, 2001-04)



ALL-AMERICANS


ARY PHILLIPS
Guard, 1928

An All-Southern Conference guard on the Rebel basketball team, Ary Phillips played on the hard court with his twin brother, Cary, and was named to the Southern Conference All-Tournament team in 1928 after helping the Rebels claim the title.

Following the 1928 season, Phillips was named an All-America selection by Allan Gould who was the general sports editor of the Associated Press at the time and who named two All-America teams.


B.L. "COUNTRY" GRAHAM
Center, 1938

B.L. "Country" Graham was Ole Miss' morden first basketball All-America selection. He was selected to the Helms Foundation All-America squad in 1938, his senior season. During his three letter seasons at Ole Miss, Graham set 35 Southeastern Conference scoring records and his 1,259 career points still stands as 15th on the Ole Miss career scoring chart. Most of his 1,259 points came from his patented hook shot, nicknamed "Country's Fadeaway." In his All-America season, Graham scored 575 points, an average of 17.9 points per game. Graham also earned three football letters for Ole Miss as an end. He went on to serve as head basketball coach for the Rebels from 1950-62. He was inducted into the Mississippi Sports Hall of Fame in 1963, and was named to the 1974 All-Time SEC Basketball Team by the Orlando (Fla.) Sentinel Star. Graham, who passed away in October of 2001, was a charter member of the Ole Miss Athletics Hall of Fame in 1986.


DENVER BRACKEEN
Center, 1955

Denver Brackeen was named to the Helms Foundation second team All-America squad in 1955. He was a unanimous selection to the AP, UPI, and Coaches All-SEC teams. Brackeen also received the UPI SEC Player of the Year and AP SEC Most Valuable Player awards. His shot was named best in the conference by SEC players, and he was selected to the Collier's Magazine All-South team. Brackeen led the SEC in scoring (399 pts., SEC games only) and scoring average (27.2 ppg). Despite playing just two seasons at Ole Miss, his 1,040 career points is still 26th best in the history of the school. His 1955 scoring average of 27.2 points-per-game still stands as fourth best on the Ole Miss chart, and his 12.1 career rebounding average still stands first in Ole Miss history. Brackeen was selected in the second round of the NBA Draft by the New York Knickerbockers, where he played from 1956 to 1958. He was named one of the SEC's Living Legends at the league's 2001 tournament in Nashville, Tenn. Brackeen passed away in May 2006 at the age of 75.


JOE GIBBON
Forward, 1957

Joe Gibbon was named to the 1957 Helms Athletic Foundation first team All-America squad, the UPI second and AP honorable mention All-America teams. His 32.5 point scoring average and 455 points in SEC games led the conference. He was only the second player in SEC history to average more than 30 ppg. Gibbon was named UPI, AP and Coaches All-SEC and voted Most Valuable SEC Player by the Atlanta Constitution players' poll. His 30.1 point average for the 1957 season is second in the Ole Miss season scoring record book and his 11.2 rpg average is second all-time. He averaged a double-double his final two seasons (22.2 ppg/10.0 rpg in 1955-56; 30.1 ppg/14.1 rpg in 1956-57). He was selected by the Boston Celtics in the 1957 NBA Draft, but as an All-SEC baseball player, Gibbon went on to play 13 seasons with four different MLB teams. He was honored as one of the SEC's "Living Legends" at the 2002 SEC Tournament in Atlanta.


DON KESSINGER
Guard, 1964

Don Kessinger was a star on the court and on the diamond. He received All-America honors in both basketball and baseball in 1964, his senior season. Kessinger was also named to All-SEC squads for both sports in 1964 and in his sophomore and junior seasons, becoming the first Ole Miss sophomore to receive All-SEC recognition. During his stint on the hardwood, Kessinger set 18 Ole Miss scoring records. His 1,553 career points and 22.2 point scoring average still stand eighth and fourth best, respectively, in Ole Miss history. Kessinger was also the first Ole Miss player to score 500 points and average 20 ppg for three consecutive varsity seasons. After Ole Miss, Kessinger took his talents to baseball's major leagues, where he was a six-time All-Star. Following a 15-year professional baseball career, Kessinger returned to Ole Miss as the head baseball coach (1991-96). He served as the Associate Athletic Director for Internal Affairs at Ole Miss from 1996-2000 and has remained in Oxford as an agent for Kessinger Real Estate. He was honored as one of the SEC's "Living Legends" at the league's 2000 tournament in Atlanta.


JOHNNY NEUMANN
Forward, 1971

In just one season as a Rebel, Johnny Neumann left his marks in the record books that might never be touched. Neumann was named to the 1971 Helms Athletic Foundation, the United Savings and National Association of Basketball Coaches (NABC) All-America teams. He received nearly every conference honor that season, including UPI and AP SEC Player of the Year and Coaches All-SEC. Neumann also earned NABC All-District first team distinction. Neumann holds the Ole Miss single-season scoring record with 923 points, and his name occupies the top four spots on the Rebel single-game scoring chart, with his 63-point performance against LSU topping the list. He is also first in field goals made and attempted for both a season and single game. Neumann also excelled off the court, receiving Academic All-America and SEC Honor Roll accolades. He left Ole Miss after the 1971 season to play for the ABA Memphis Tams. His professional career also included stints in Indiana, Los Angeles and Utah, while he has played or coached overseas continually since the late 1970's, most recently as a head coach in China and Japan.



JOHN STROUD
Forward, 1979-80

As a forward, John Stroud earned AP All-America third team honors in 1980. He was also selected to the John Wooden Award and Citizens Savings Athletic Foundation All-America teams, and named SEC Player of the Year by the Tuscaloosa Tip-Off Club. Stroud was an AP All-America honorable mention selection in 1979 as well. He was named All-SEC first team and NABC All-District first team in 1979 and 1980. His 2,328 career points is the highest point total in Ole Miss history, and the third most in SEC history. Stroud led the SEC in scoring in 1979 and 1980 with 26.3 and 25.2 points per game, respectively. A first-round draft pick by the Houston Rockets in 1980, he was a member of the Houston team that played Boston in the 1981 NBA Finals. He served as head coach at East Mississippi in 1988, and then moved to Millsaps in 1990, where he coached from 1991-92 until 2002-03. At the 1999 SEC Tournament in Atlanta, Stroud was honored as one of the league's "Living Legends."



ANSU SESAY
Forward, 1998

Ansu Sesay was a consensus All-American in 1998. He was named to the John R. Wooden All-America team, and also earned All-America honors from Associated Press (second team), Basketball Weekly (first team) and the Basketball Times, National Association of Basketball Coaches (NABC) and United States Basketball Writers (USBWA) Association's (second team). He was a finalist for both the John R. Wooden and Oscar Robertson Player of the Year awards. Sesay led the Rebels in scoring (18.6 ppg) and rebounding (7.6 rpg). Sesay is one of two Rebels to ever record 1,000 points, 600 rebounds and 200 assists in a career. He scored in double figures in the last 53 games of his career, while leading the Rebels to two-straight SEC Western Division titles. Prior to his senior year, Sesay won a gold medal with Team USA at the World University Games in Italy. He was selected by the Dallas Mavericks in the second round of the 1998 NBA Draft. In 2001-02, he was named the NBDL Player of the Year, before returning to the league for a three-year stint with the Seattle Sonics and a season with the Golden State Warriors. He went on to enjoy a five-year career in Europe.



RAHIM LOCKHART
Forward, 2001

One of the most beloved players in recent memory, Rahim Lockhart capped a tremendous collegiate career at Ole Miss with his selection to the 2001 Basketball Times All-America third team. The Mendenhall, Miss., native also earned NABC All-District 4, USBWA All-District 6, All-SEC (AP and Coaches) and SEC All-Tournament Team honors his senior season. A member of the winningest senior class in Rebel history (88 wins), the 6-foot-8 forward scored 1,160 points (No. 18 on career chart) and 780 boards (No. 5). He posted 23 double-doubles in his career and is Ole Miss' all-time field goal percentage leader at 56.1 percent (474-of-845). A two-time member of the SEC Good Works Team, he played in four-straight postseasons (1998, 1999, 2001 NCAA; 2000 NIT) and led the 2000-01 Rebels to a school-record 27 victories and the program's first NCAA Tournament "Sweet Sixteen" appearance. In 2001-02, he played with the Greenville Groove of the NBDL and received All-NBDL honorable mention accolades. After working in the State of Mississippi's Attorney General's office, Lockhart joined the coaching ranks with stops at Madison Central High School, Jones County Junior College and Ole Miss.

**HONORABLE MENTION
 ALL-AMERICANS**



JACK WATERS
Guard/Forward, 1969 & 1971

Jack Waters was named UPI All-America honorable mention as a sophomore and senior. He scored 1,384 points in three years with the Rebels while averaging 20.4 points his senior year. He posted an 18.6 scoring average as a sophomore, ranking third in the SEC that year.



CARLOS CLARK
Forward, 1982

Carlos Clark had a magnificent four-year career for the Rebels from 1980-83, including being named Associated Press All-America honorable mention following the 1981-82 campaign. That season, the Somerville, Tenn., native averaged 21.1 points in helping Ole Miss to an 18-12 record.



ROD BARNES
Guard, 1988

Rod Barnes was an All-America honorable mention pick by The Sporting News following his 1987-88 senior campaign. An All-SEC first team pick by the league's coaches, he finished third in the balloting for SEC Player of the Year after averaging 19.0 points and 4.2 rebounds with 112 assists.



GERALD GLASS
Forward, 1989-90

Gerald Glass received All-America honorable mention honors in his only two seasons at Ole Miss. He finished his two-year career with 1,564 points, which puts him in ninth place at Ole Miss. His 26.1 point career scoring average is second on the Ole Miss single-season chart.



KEITH CARTER
Guard, 1999

Keith Carter garnered 1999 AP All-America honorable mention status and finished his career strong in 1998-99, scoring 542 points and hitting 77 three-pointers, the fourth-highest season total in Rebel history. His 1,682 career points is seventh all-time.

HONORS AND AWARDS

NATIONAL COACH OF THE YEAR

Rob Evans (College Hoops Insider)1997
 Rod Barnes (Naismith-Atlanta Tipoff/Collegelinsider.com). 2001

SEC COACH OF THE YEAR—AP/COACHES

Bob Weltlich (AP/Coaches/Rupp Cup)1980
 Lee Hunt (AP/Coaches*/Rupp Cup*)1983
 Rob Evans (AP)1997
 Rod Barnes (AP/Coaches/Rupp Cup)2001
 Andy Kennedy (AP)2007
 Andy Kennedy (NBCSports.com)2013
 Kermit Davis (AP/Coaches)2019
 * shared

JOHN R. WOODEN AWARD/WOODEN ALL-AMERICA TEAM

John Stroud (Finalist)1980
 Ansu Sesay (Finalist)1998

OSCAR ROBERTSON TROPHY

Ansu Sesay (Finalist)1998

HOWELL TROPHY

Marshall Henderson2013
 Jarvis Summers2014
 Stefan Moody2015, 2016
 Sebastian Saiz2017
 Devontae Shuler2021

NABC ALL-AMERICA

Johnny Neumann (Second Team)1971
 Ansu Sesay (Second Team)1998

USBWA ALL-AMERICA

Johnny Neumann1971
 Ansu Sesay (Second Team)1998

NABC ALL-DISTRICT

Cob Jarvis 1953, 1954
 Denver Brackeen1955
 Joe Gibbon1957
 Jack Waters (Second Team) 1960, 1961
 Don Kessinger (Third Team)1962
 Don Kessinger (Second Team) 1963, 1964
 Johnny Neumann (First Team)1971
 John Stroud (First Team) 1979, 1980
 Elston Turner (Second Team)1980
 Elston Turner (First Team)1981
 Carlos Clark (First Team) 1982, 1983
 Sean Tuohy (Second Team)1982
 Gerald Glass (First Team) 1989, 1990
 Joe Harvell (Second Team) 1992, 1993
 Ansu Sesay (First Team) 1997, 1998
 Keith Carter (First Team)1999
 Rahim Lockhart (First Team)2001
 Justin Reed (Second Team) 2002, 2003
 Aaron Harper (Second Team)2003
 Justin Reed (First Team)2004
 Dwayne Curtis (Second Team)2006
 Todd Abernethy (Second Team)2007
 Dwayne Curtis (Second Team)2008
 David Huertas (Second Team)2009
 Chris Warren (Second Team)2011
 Marshall Henderson (Second Team)2013
 Stefan Moody (First Team) 2015, 2016
 Breein Tyree (Second Team)2019
 Breein Tyree (First Team)2020
 Devontae Shuler (Second Team)2021

NATIONAL COACH OF THE YEAR SELECTIONS



Rob Evans
1997



Rod Barnes
2001

SEC COACH OF THE YEAR



Bob Weltlich
1980



Lee Hunt
1983



Rob Evans
1997



Rod Barnes
2001



Andy Kennedy
2007, 2013



Kermit Davis
2019

USBWA ALL-DISTRICT

Gerald Glass 1989, 1990
 Joe Harvell 1990, 1991, 1992
 Ansu Sesay 1997, 1998
 Keith Carter1999
 Rahim Lockhart2001
 Chris Warren 2010, 2011
 Marshall Henderson2013
 Marshall Henderson2014
 Stefan Moody 2015, 2016
 Breein Tyree 2019, 2020
 Devontae Shuler2021

ALL-SEC TEAM 1933-1948*

B.L. Graham (First Team)1938
 Irving Keller (First Team)1939
 * From 1933-1948, the All-Tournament team served as the All-SEC team

ASSOCIATED PRESS ALL-SEC

Cob Jarvis (First Team) 1953, 1954
 Denver Brackeen (Second Team)1954
 Denver Brackeen (First Team) 1955
 Joe Gibbon (Second Team)1956
 Joe Gibbon (First Team)1957
 Carlton Garner (Third Team)1958
 Jack Waters (Third Team)1959
 Jack Waters (First Team)1960
 Ivan Richmann (Third Team)1960
 Jack Waters (Third Team)1961
 Don Kessinger (Second Team)1962
 Don Kessinger (First Team) 1963, 1964
 Mickey Williams (Honorable Mention)1966
 Jerry Brawner (Honorable Mention)1967
 Ken Turner (Honorable Mention)1968
 Ken Turner (Third Team) 1969
 Ron Coleman (Second Team)1970
 Johnny Neumann (First Team)1971
 Coolidge Ball (Second Team) 1972, 1973
 Dave Shepherd (Third Team)1975
 John Billips (Third Team)1977
 John Stroud (First Team) 1979, 1980
 Sean Touhy (Second Team)1980
 Elston Turner (Third Team)1980
 Elston Turner (First Team)1981
 Sean Touhy (Third Team)1981
 Carlos Clark (First Team) 1982, 1983
 Roger Stieg (Third Team)1983
 Eric Laird (Third Team) 1984, 1985
 Eric Smith (Third Team)1986
 Rod Barnes (Second Team)1988
 Charles Prater (Third Team)1988
 Gerald Glass (First Team) 1989, 1990
 Joe Harvell (Third Team)1991
 Joe Harvell (First Team)1992
 Joe Harvell (Second Team)1993
 Ansu Sesay (First Team) 1997, 1998
 Keith Carter (Second Team)1998
 Keith Carter (First Team)1999
 Jason Harrison (Third Team) 2000, 2001
 Rahim Lockhart (Second Team)2001
 Justin Reed (Third Team) 2001, 2002, 2003



Justin Reed is the only four-time All-SEC honoree in school history.

Justin Reed (First Team)	2004
Dwayne Curtis (Honorable Mention)	2006
Clarence Sanders (Second Team)	2007
Todd Abernethy (Honorable Mention)	2007
Dwayne Curtis (Second Team)	2008
David Huertas (Second Team)	2009
Terrico White (Second Team)	2009
Chris Warren (Second Team)	2010
Chris Warren (First Team)	2011
Murphy Holloway (Honorable Mention)	2012
Marshall Henderson (Second Team)	2013
Murphy Holloway (Second Team)	2013
Marshall Henderson (Honorable Mention)	2014
Jarvis Summers (Honorable Mention)	2014
Stefan Moody (First Team)	2015, 2016
Sebastian Saiz (First Team)	2017
Terence Davis (Second Team)	2019
Breein Tyree (Second Team)	2019, 2020

UPI ALL-SEC

Jack Waters (Second Team)	1959
Jack Waters (First Team)	1960, 1961
Ron Coleman (Second Team)	1970
Johnny Neumann (First Team)	1971
Coolidge Ball (Third Team)	1972, 1973, 1974
Dave Shepherd (Second Team)	1975
John Stroud (First Team)	1979, 1980
Elston Turner (Third Team)	1980
Sean Touhy (Third Team)	1980
Elston Turner (First Team)	1981
Carlos Clark (First Team)	1982, 1983
Sean Tuohy (Second Team)	1982
Eric Laird (Third Team)	1984
Eric Laird (Second Team)	1985
Eric Smith (Third Team)	1986
Rod Barnes (Third Team)	1988
Gerald Glass (First Team)	1989, 1990
Joe Harvell (Second Team)	1991

* UPI discontinued naming All-SEC teams after 1990-91 season

COACHES' ALL-SEC

Joe Gibbon (Second Team)	1956
Joe Gibbon (First Team)	1957
Jack Waters	1960, 1961*
Donnie Kessinger	1962, 1963, 1964*
Johnny Neumann	1971*
Coolidge Ball	1972, 1973*
John Stroud	1978, 1979, 1980*
Elston Turner	1981*
Carlos Clark	1982*
Sean Touhy	1982*

Carlos Clark	1983*
Eric Laird	1984*
Rod Barnes	1988*
Gerald Glass	1989, 1990*
Joe Harvell	1992*
Joe Harvell (Second Team)	1993
Ansu Sesay (First Team)	1997, 1998
Keith Carter (First Team)	1999
Rahim Lockhart (First Team)	2001
Justin Reed (Second Team)	2002
Justin Reed (First Team)	2004
Todd Abernethy (Second Team)	2007
Clarence Sanders (Second Team)	2007
Dwayne Curtis (Second Team)	2008
David Huertas (Second Team)	2009
Terrico White (Second Team)	2009
Chris Warren (Second Team)	2010
Chris Warren (First Team)	2011
Terrance Henry (Second Team)	2012
Marshall Henderson (Second Team)	2013
Murphy Holloway (Second Team)	2013
Marshall Henderson (Second Team)	2014
Jarvis Summers (Second Team)	2014
Stefan Moody (First Team)	2015, 2016
Sebastian Saiz (First Team)	2017
Breein Tyree (First Team)	2019, 2020
Devontae Shuler (First Team)	2021

* Selections were not made on a first-team and second-team basis from 1958 to 1992

BLUE RIBBON ALL-SEC

Marshall Henderson (First Team)	2013
Murphy Holloway (First Team)	2013

SEC PLAYER OF THE YEAR

Denver Brackeen (AP/UPI)	1955
Johnny Neumann (AP/UPI)	1971
Ansu Sesay (AP/Coaches)	1998
Marshall Henderson (CBSSports.com)	2013

SEC FRESHMAN/NEWCOMER OF THE YEAR (AP/COACHES)

Justin Reed (AP/Coaches)	2001
Terrico White (AP/Coaches)	2009
Marshall Henderson (AP)	2013

SEC SIXTH MAN OF THE YEAR (COACHES)

Todd Abernethy (Coaches)	2005
------------------------------------	------

SEC ALL-DEFENSIVE TEAM (COACHES)

Reginald Buckner	2011
Reginald Buckner	2012

Reginald Buckner	2013
----------------------------	------

SEC TOURNAMENT LEADING SCORER

B.L. Graham (71 pts.)	1938
Joe Harvell (57 pts.)	1990
Marshall Henderson (71 pts.)	2013

ALL-SEC TOURNAMENT

B.L. Graham (First Team)	1938
Irving Keller (First Team)	1939
John Stroud	1979, 1980
Elston Turner	1981
Sean Tuohy	1981
Carlos Clark	1982
Gerald Glass	1990
Joe Harvell	1990
Kevin Watkins	1993
Ansu Sesay	1997
Rahim Lockhart	2001
Justin Reed	2001
Reginald Buckner	2013
Marshall Henderson	2013
Murphy Holloway	2013

SEC TOURNAMENT MVP

Marshall Henderson	2013
------------------------------	------

SEC ALL-FRESHMAN TEAM (COACHES)

Tim Jumper*	1988
Joe Harvell	1990
Dondi Flemister	1991
Anthony Boone	1995
Keith Carter	1996
Justin Reed*	2001
Todd Abernethy	2004
Trevor Gaskins	2008
Chris Warren*	2008
Terrico White*	2009
Reginald Buckner	2010

*Unanimous selection

FRESHMAN ALL-AMERICA


Joe Harvell (3rd Team Basketball Weekly)	1990
Justin Reed (3rd Team Rivals.com)	2001
Terrico White	2009

(CollegeInsider.com, 2nd Team CBSSports.com & Rivals.com, 3rd Team CollegeHoops.net)


SEC PLAYER OF THE WEEK

Rod Barnes	Feb. 18, 1988
Joe Harvell	Feb. 24, 1992
David Johnson	Jan. 24, 1994


SEC PLAYER OF THE YEAR SELECTIONS



Denver Brackeen, 1955 (AP, UPI)



Johnny Neumann, 1971 (AP, UPI)



Ansu Sesay, 1998 (AP, Coaches)

Ansu Sesay	Feb. 3, 1997
Ansu Sesay	March 3, 1997
Ansu Sesay	Dec. 1, 1997
Ansu Sesay	Jan. 26, 1998
Michael White	Feb. 16, 1998
Keith Carter	Jan. 25, 1999
Justin Reed	Dec. 10, 2001
Aaron Harper	Jan. 27, 2003
Justin Reed	Jan. 26, 2004
Todd Abernethy	Nov. 15, 2004
Dwayne Curtis	Jan. 9, 2006
Bam Doyne	Nov. 27, 2006
Dwayne Curtis	Dec. 17, 2007
Chris Warren	March 8, 2010
Murphy Holloway	Nov. 28, 2011
Terrance Henry	Jan. 23, 2012
Murphy Holloway	Nov. 26, 2012
Marshall Henderson	Jan. 21, 2013
Stefan Moody	Feb. 9, 2015
Stefan Moody	Feb. 23, 2015
Sebastian Saiz	Nov. 21, 2016
Terence Davis	Jan. 23, 2017
Breein Tyree	Jan. 7, 2019
Terence Davis	Jan. 14, 2019
Breein Tyree	Feb. 10, 2020
Devontae Shuler	Feb. 8, 2021

SEC FRESHMAN OF THE WEEK

Chris Warren	Dec. 3, 2007
Chris Warren	Dec. 24, 2007
Chris Warren	Feb. 11, 2008
Murphy Holloway	Dec. 29, 2008
Terrico White	Jan. 19, 2009
Terrico White	Feb. 2, 2009
Murphy Holloway	Feb. 23, 2009
Terrico White	March 9, 2009
Reginald Buckner	Dec. 21, 2009
Jarvis Summers	Dec. 5, 2011
Daeshun Ruffin	Jan. 31, 2022
Amaree Abram	Nov. 28, 2022

ACADEMIC ALL-AMERICA

Johnny Neumann	1971
Dave Shepherd	1975
Jim Varner	1977

ACADEMIC ALL-DISTRICT

Anthony Boone	1996
Todd Abernethy	2006 (First Team)
Todd Abernethy	2007 (First Team)

SEC ACADEMIC HONOR ROLL

Bill White (Second Team)	1962
Mel Edmonds (First Team)	1963
Fred Stanley (Honorable Mention)	1965
Tommy Williams (Honorable Mention)	1968, 1969
Ron Coleman (First Team)	1970
Johnny Neumann (First Team)	1971
Steve Strickland (Second Team, Hon. Mention)	1972, 1973
Buddy Rawlings (Second Team)	1972
Danny Gunn (Second Team)	1972
Tom Jordan (Second Team)	1973
Dave Smith (Honorable Mention)	1973
Dave Shepherd (Second Team, First Team)	1974, 1975
Gary Yoder (Honorable Mention)	1974
Bob Mahoney (Second Team)	1975
Jim Varner (Second Team, First Team)	1976, 1977
Sean Tuohy	1979
Ken Coghlan	1984
Steve Calhoun	1986
Derek Horne	1986
Keith Kessinger	1987
Sean Murphy	1988, 1989, 1990, 1991
Bo Allen	1988

Tim Jumper	1989, 1990, 1991
David Midlick	1989, 1990, 1991
Marc Wilson	1990, 1991
Edmond Fitzgerald	1992, 1993, 1994
Juha Luhtanen	1992, 1993
Anthony Boone	1995, 1996, 1997
Hunter Carpenter	1997, 1998, 1999
Michael White	1998, 1999
John Engstrom	1999, 2000, 2001, 2002
Justin Reed	2003
Todd Abernethy	2004, 2005, 2006, 2007
Will Poole	2008
Ryan Brown	2009
Will Bogan	2009, 2010, 2011
Michael Halford	2010
Donald Williams	2011
Will Norman	2012, 2013
Terry Brutus	2013, 2015, 2016
Cade Peeper	2013
Dwight Coleby	2014, 2015
Aaron Jones	2015
Jarvis Summers	2015
LaDarius White	2015
Jake Coddington	2017
Lane Below	2018
Dominik Olejniczak	2018, 2019
D.C. Davis	2019
John McBride	2020, 2021
Luis Rodriguez	2020
Antavion Collum	2021
Austin Crowley	2021
Sammy Hunter	2021
Jarkel Joiner	2021
Shon Robinson	2021
Robert Allen	2022
Jaemyn Brakefield	2022
Nysier Brooks	2022
Austin Crowley	2022
Tye Fagan	2022
Sammy Hunter	2022
John McBride	2022
Matthew Murrell	2022
Eric Van Der Heijden	2022
James White	2022

** First, second and honorable mention teams were selected from 1962-77*

SEC COMMUNITY SERVICE TEAM

Rahim Lockhart	2000, 2001
Jason Harrison	2002
Derrick Allen	2003
Justin Reed	2004
Kendrick Fox	2005
Todd Abernethy	2006, 2007
Dwayne Curtis	2008
Eniel Polynice	2009
Zach Graham	2010, 2011
Nick Williams	2012, 2013
Demarco Cox	2014
Martavious Newby	2015
Tomasz Gielo	2016
Sebastian Saiz	2017
Terence Davis	2018, 2019
Franco Miller Jr.	2020
Jarkel Joiner	2021, 2022
Jaemyn Brakefield	2023

SEC BASKETBALL LEGENDS

John Stroud	1999
Don Kessinger	2000
Denver Brackeen	2001
Joe Gibbon	2002
Carlos Clark	2003
Gerald Glass	2004

Coolidge Ball	2005
Sean Tuohy	2006
Elston Turner	2007
Joe Harvell	2008
Keith Carter	2009
Cob Jarvis	2010
Bob Weltlich	2011
Jack Waters	2012
Rahim Lockhart	2013
Ansu Sesay	2014
B.L. Graham	2015
Johnny Neumann	2016
Jason Harrison	2017
Rob Evans	2018
Justin Reed	2019
Eric Laird	2020

SEC BUSINESS HALL OF FAME

John Stroud	2007
-------------	------

MISSISSIPPI SPORTS HALL OF FAME

Frank M. (Bruiser) Kinard	1961
B.L. (Country) Graham	1963
James E. (Buster) Poole	1964
George Barney Poole	1965
John A. (Junie) Hovious	1967
Ray S. Poole	1968
Claude M. (Tad) Smith	1969
Parker Hall	1970
Joe Gibbon	1979
Denver Brackeen	1982
Don Kessinger	1984
J.W. (Wobble) Davidson	1986
Coolidge Ball	2008
John Stroud	2009
Eddie Crawford	2012
Gerald Glass	2013

OLE MISS ATHLETICS HALL OF FAME

William Webster (Webb) Burke (Charter Member)	1986
Chester H. Curtis (Charter Member)	1986
Kirk England Haynes (Charter Member)	1986
B.L. (Country) Graham (Charter Member)	1986
Frank M. (Bruiser) Kinard (Charter Member)	1986
James E. (Buster) Poole (Charter Member)	1986
Robert I. Schwartz (Charter Member)	1986
Claude M. (Tad) Smith (Charter Member)	1986
J.W. (Wobble) Davidson	1987
Parker Hall	1987
John A. (Junie) Hovious	1987
George Barney Poole	1987
Ray S. Poole	1987
Billy Sam	1987
Charlie Denver Brackeen	1988
Edward S. (Eddie) Crawford	1988
Joe Gibbon	1988
Robert (Cob) Jarvis	1988
Don Kessinger	1989
Jack Waters	1990
Coolidge Ball	1991
Farley Salmon	1993
John Stroud	1995
John Montgomery	1997
Sean Tuohy	1998
Elston Turner	2000
Carlos Clark	2001
Gerald Glass	2002
Ary Phillips	2008
Ansu Sesay	2010
Rod Barnes	2011
Keith Carer	2012
Johnny Neumann	2015
Rahim Lockhart	2018

NOTABLE JERSEY NUMBERS

- 00** Jermeý Parnell, F 2008
- 1** Aaron Harper, G/F 2003-04
Terrance Henry, F 2009-12
Martavious Newby, G 2012-16
Brian Smith, G 2005
- 2** Reginald Buckner, F 2010-13
- 3** Myles Burns, G/F 2022-23
Terence Davis, G 2016-19
Jason Flanigan, G 1998-99
Junie Hovious, G 1940-42
John Jackson, F 1995-96
Marvin Moore, F 2004-05
Brian Smith, G 2006-08
Kevin Watkins, G 1992-93
- 4** Demarco Cox, C 2010-13
Kendrick Fox, F/G 2002-05
Gerald Glass, F 1989-90
Breein Tyree, G 2017-20
Jason Smith, F 1996-99
- 5** Aaron Harper, G/F 2001-02
Eric Laird, G/F 1984-85
Dundrecous Nelson, G 2011-12
Ansu Sesay, F 1995-98
- 10** Todd Abernethy, G 2004-07
Cedric Brim, G 1992
LaDarius White, G 2011-14
- 11** Cedric Brim, G 1993-95
Joezon Darby, G 1996-98
Cecil Dowell, G 1980-81, 83-84
Jason Harrison, G 2000-02
Henry Jackson, G 1976-79
Londrick Nolen, F 2005-06
Sebastian Saiz, F 2014-17
Dave Shepherd, G 1974-75
- 12** Ronnie Aldy, G 1967-68
Rod Barnes, G 1985-88
Jason Harrison, G 1999
Justin Johnson, G 2002-05
David Rhodes, G 1971-73
Clarence Sanders, G 2006-07
Sean Tuohy, G 1979-82
Chris Warren, G 2008-11
- 13** Dondi Flemister, G 1991
Anthony Perez, F 2012-16
Johnnie Rogers, F 1997-98
Sebastian Saiz, F 2014-17
- 14** David Johnson, G 1994-95
Larry Martindale, G 1966-68
Johnny Neumann, G/F 1971
Eniel Polynice, G 2007-10
Ray Poole, G/C 1942, 46-47
- 15** Ervin Garnes, G/F 1994-96
David Sanders, G 2001-03
- 16** Joe Gibbon, F 1954-57
Jack Marshall, F 1946-50
- 20** Walter Actwood, F 1974-77
Bam Doyne, G 2004-07
Nick Williams, G 2011-13
- 21** Fred Cox, C 1972-74
Dondi Flemister, G 1992-93
Sean Murphy, C 1988-91
Cavadas Nunnery, G 2002-05
Curtis Ritchwood, F 1985-86
Charlie Ward, F 1968
Malcolm White, F 2008-09
- 22** Ronnie Aldy, G 1966
Bill Bolton, C 1961-63
Denver Brackeen, C 1954-55
Carlos Clark, G/F 1980-83
Jason Flanigan, G 2000-01
Marshall Henderson, G 2012-14
Tom Jordan, G 1972-74
Tim Jumper, G 1988-91
Ivan Richmann, C 1958-60
Michael White, G 1996-99
- 23** Reginald Buckner 2010-13
Ron Coleman, G 1968-70
Trevor Gaskins, G 2008-11
Don Kessinger, G 1962-64
Justin Reed, F 2001-04



#4 Jason Smith slams it down for two of his 1,286 career points.

- 24** Coolidge Ball, F 1972-74
Joe Harvell, F 1990-93
Marcus Hicks, F 1999-2000
Eric Laird, G/F 1982-84
Ken Turner, F 1967-69
Bill White, F 1960-62
Terrico White, G 2009-10
- 25** Sterling Ainsworth, C 1960-62
Charlie Ward, F 1969-70
Eugene Harris, F 1976-77
LaTaryl Williams, G 1999-2000
- 27** Ken Robbins 1951-52
- 31** Joe Ayers, F 1984-87
Murphy Holloway, F 2009-13
- 32** Zach Graham, G 2008-11
Dean Hudson, G 1973-74
Jermeý Parnell, F/C 2005-07
Michael Partridge, F 1982-83
Jarvis Summers, G 20011-14
Emmanuel Wade, G 2000-03
- 33** Duaine Boucher, F 1970-72
Keith Carter, G 1996-99
David Huertas, G 2008-09
Elston Turner, F 1978-81
- 34** John Billips, F/G 1976-77
Louis Griffin, F/C 1958-60
Derek Horne, F/C 1983-86
Cob Jarvis, F/G 1952-54
Aaron Jones, F 2011-14
Bob Mahoney, G 1973-75
Charles Prater, G 1987-88
- 35** Eddie Dunn, G 1964-66
Ronnie Sims, C 1986-87
Jack Waters, F 1959-61
- 40** Derrick Allen, F 2002-03
- 41** *Anthony Boone, F 1995-98
Chuck Burhorn, F 1966-67
- 42** Tom Butler, F/C 1968-70
Mel Edmonds, G 1961-63
Jarrell Evans, F 1993-94
Stefan Moody, G 2014-16
Eric Smith, F 1986-87
Fred Stanley, F 1965
John Stroud, F 1977-80
Herb Wright, F 1975-76
- 43** Tim Thomas, C 1979-82
- 44** Jerry Brawner, C 1967-69
Dwayne Curtis, C 2006-08
David Dean, C 1993-94
Tommie Eddie, F 2004-05
Danny Gunn, G/F 1971-73
Joe Kyles, G 1975-77
Rahim Lockhart, F 1998-2001
- 50** Kenny Williams, F 2007-08
- 52** DeAundre Cranston, F 2009-10
Roger Stieg, C 1980-83
- 55** J.J. Sims, F 1993-95
Patrick Eddie, F 1990-91

* Jersey number is retired



#12 Clarence Sanders celebrates the Rebels' 2007 SEC West Championship.

REBELS IN THE PROS

The following is a list of former Ole Miss basketball players who have played professionally (NBA, ABA, CBA, IBL, ABA 2000, WBL, WBA, WCPBL, or overseas).

- Todd Abernethy** -- Holland, 2007-08; Latvia, 2008-09, 2011-12; Estonia, 2009-10; Ukraine 2010-11; Poland 2012-13
- Derrick Allen** -- Iceland, 2003-04; Germany, 2004-05, 2005-06, 2006-07-Top League Scorer, 2007-08, 2008-09, 2009-10; 2010-11-All-Star, 2011-12; Belgium, 2012-13; Germany, 2013-14, 2014-15, 2015-16, 2016-17, 2017-18, 2018-19; Assistant Coach, Capital City Go-Go (NBA G-League), 2022-23
- John Billups** -- Drafted 5th Round, Denver (NBA), 1977; Denver Nuggets, 1977-78
- Denver Brackeen** -- Drafted 5th Round, New York (NBA), 1955; New York Knicks, 1955-56-1957-58
- Nysier Brooks** -- Canada, 2022; Latvian-Estonian League, 2022-23
- Reginald Buckner** -- Denver Nuggets (NBA), 2013, Iowa Energy/Santa Cruz Warriors (NBA D-League), 2013-14; Mexico, 2014-15; Israel, 2015-16, 2016-17; Puerto Rico, 2016-17; Argentina, Israel, 2017-18; Puerto Rico, 2018-19, 2019-20; Japan 2020-21, 2021-22, 2022-23
- Deandre Burnett** -- United Kingdom, 2018-19; Ukraine, 2019-20
- Kevin Cantinol** -- France, 2012-13, 2020-21, 2022-23
- Keith Carter** -- New Mexico Slam (IBL), 1999-2000, 2000-01; Memphis Houn'Dawgs (ABA 2000), 2000-01; Italy, 2001-02, 2002-03, 2003-04, 2004-05, 2005-06, 2006-07, 2007-08
- Carlos Clark** -- Drafted 4th Round, Boston (NBA), 1983; Boston Celtics, 1983-84, 1984-85; LaCrosse Catbirds (CBA), 1985-86; Calgary (WBL), 1987-88-All-League; Belgium, 1988-89, 1990-91, 1991-92, 1992-93, 1993-94, 1994-95, 1995-96, 1996-97, 1997-98, 1998-99
- Dwight Coleby** -- Belgium, 2018-19; Japan, 2018-19; Turkey, 2019-20; Italy, 2019-20; Turkey, 2020-21; France, 2022-23
- Ron Coleman** -- Drafted 11th Round, Memphis (ABA), 1970; Memphis Tams (ABA), 1970-71
- DeAndre Cranston** -- Uruguay, 2010-11; England, 2011-12
- Markel Crawford** -- Memphis Hustle (NBA G-League), 2018-19; New York Knicks (Summer League), 2019-20; Finland, 2021-22; Czech Republic, 2022
- Dwayne Curtis** -- Romania, 2008, 2008-09; Turkey, 2009-10; Spain, 2010-11; France, 2010-11, 2011-12; Uruguay, 2012-13, 2013-14, 2014-15, 2015-16; Venezuela, 2016; Uruguay, 2018-19
- Joezon Darby** -- Israel, 1998
- D.C. Davis** -- Ireland, 2019-20
- Terence Davis** -- Toronto Raptors (NBA), 2019-20, 2020-21; Sacramento Kings (NBA), 2020-21, 2021-22, 2022-23
- David Dean** -- Panama, 2000
- Bam Doyno** -- Hungary, 2007-08, 2008-09, 2009-10-All-Star, 2010-11-All-Star, 2011-12-All-Star; France, 2010-11; Hungary, 2011-12
- Patrick Eddie** -- Free Agent, New York (NBA), 1991; New York Knicks, 1991-92
- Tommy Eddie** -- Strong Island Sound (ABA), 2006-07; Portugal, 2007-08-MVP, 2009-10, 2010-11-All-Star; England, 2008-09; Uruguay, 2011-12; Angola, 2012-13; Uruguay, 2013-14; Argentina 2014-15; Uruguay 2015-2016
- Jason Flanigan** -- Memphis Houn'Dawgs (ABA 2000), 2001
- Kendrick Fox** -- Gulf Coast Bandits (WBA), 2005
- Justas Furmanavicius** -- Greece, 2018-19; Lithuania, 2019-20, 2020-21, 2021-22, 2022-23
- Trevor Gaskins** -- Cyprus, 2013; Columbia, 2014; Argentina 2015-16; Puerto Rico, 2016; Panama, 2017; Israel, 2017-18; Panama, 2018-19; Argentina, 2019-20, 2020-21; Brazil, 2021-22, 2022-23
- Joe Gibbon** -- Drafted 9th Round, Boston (NBA), 1957
- Tomasz Gielo** -- Spain, 2016-17, 2017-18, 2018-19, 2019-20, 2020-21, Germany 2021-22; Turkey, 2022-23
- Gerald Glass** -- Drafted 1st Round, Minnesota (NBA), 1990; Minn. Timberwolves, 1990-92; Detroit Pistons (NBA), 1992-93; New Jersey Nets (NBA), 1995-96; Charlotte Hornets (NBA), 1995-96; Israel, 1998
- Zach Graham** -- Reno Bighorns (NBA D-League), 2011-12; Philippines, 2012; Turkey, 2012-13; Philippines, 2013; Mexico 2014-15; Spain 2015-16; Venezuela, 2016-17, 2017-18; Israel, 2017-18; Brazil, 2018-19, 2019-20; Mexico, 2020-21; Brazil, 2020-21, 2021-22, 2022-23
- John Gunn** -- Mississippi Hardhats (WBA), 2004
- Aaron Harper** -- Drafted 2nd Round, Gary Steelheads (CBA), 2004; Venezuela, 2004-05-All-Star, 2008; France, 2005, 2006-All-Star, 2008-09; Ukraine, 2006-07; Bulgaria, 2009-10-Top League Scorer/Import of the Year, 2010-11-Top League Scorer/MVP, 2011-12-Top League Scorer/Guard of the Year; Lebanon, 2012-13, 2014-15; Venezuela, 2013, 2014; Lebanon, 2015-16, Argentina, 2017-18; Ecuador, 2018-19; Mexico, 2019-20; Puerto Rico, 2020-21
- Jason Harrison** -- Arkansas RimRockers (NBDL), 2004-05
- Joe Harvell** -- Drafted 3rd Round, Yakima (CBA), 1993; Spain, 1993-94, 1994-95, 1995-96; Italy, 1996-97; Argentina, 1997, 1998; Israel, 1999
- Marshall Henderson** -- Italy, 2014; Qatar, 2014; Sacramento (NBA), 2015; Reno (NBDL), 2015; Italy, 2016-17
- Terrance Henry** -- France, 2012-13; Fort Wayne Mad Ants (NBA D-League), 2013; France, 2014; Cyprus 2015-16; Belgium, 2016-17; Switzerland, 2017-18; Belgium, 2018-19
- Marcus Hicks** -- Siouxland Bombers (IBL), 2000-01, IBL Rookie of the Year; Memphis Houn'Dawgs (ABA 2000), 2000-01; Korea, 2001-02, 2002-03; France, 2003-04; North Mississippi Tornadoes (WBA), 2006
- Murphy Holloway** -- Turkey, 2013-14; Italy, 2014-15; France, 2015-16; Israel, 2016-17, 2017-18; South Korea, 2018-19, 2019-20, 2021-22, 2022-23
- David Huertas** -- Puerto Rico, 2009, 2010, 2011, 2012-All-Star; France, 2009-10; Greece, 2010-11; Argentina, 2012-13; Puerto Rico, 2013, Mexico, 2014-15; Puerto Rico, 2015-16; Israel, 2016-17; Puerto Rico, 2017; Mexico 2018-19, Mexico, 2019-20, 2020-21; Puerto Rico 2021-22; Uruguay, 2022-23
- Marcanis Hymon** -- Australia, 2019-20; Belarus, 2021-22; Latvian-Estonian League, 2022-23
- John Jackson** -- Dominican Republic
- Cob Jarvis** -- Drafted 8th Round, New York (NBA), 1954; New York Knicks, 1954-61
- Janari Joesaar** -- Estonia, 2015-16, 2016-17; Latvian-Estonian League, 2017-18, 2018-19; Spain, 2018-19, 2020-21; Latvian-Estonian League, 2019-20, 2020-21; Germany, 2021-22; Poland, 2022-23
- Justin Johnson** -- Fayetteville Patriots (NBDL), 2005-06; Fresno/Hollywood (ABA), 2007; Qatar, 2007-08; Iraq, 2008-09; Santa Barbara Breakers (WCPBL), 2008, 2009; Newport Beach Surf (WCPBL), 2010; Quebec Kebs (PBL), 2010-11
- Aaron Jones** -- Germany, 2015-16; Bulgaria, 2016-17; Finland, 2017-18; Israel, 2018-19; Germany, 2019-20; Spain, 2020-21; Italy, 2021-22; Turkey, 2022-23
- Jamal Jones** -- Delaware Blue Coats (NBA G-League), 2014-15; France, 2015-16; Delaware Blue Coats (NBA G-League), 2015-16; Finland, 2016-17; Italy, 2017-18; Greece, 2018-19, 2019-20; Turkey, 2019-20, 2020-21, 2021-22; Italy, 2022-23
- Eric Laird** -- Tampa Bay Thrillers (CBA), 1985-86
- Rahim Lockhart** -- Greenville Groove (NBDL), 2001-02, All-NBDL honorable mention
- Stefan Moody** -- Turkey, 2016-17; Greece, 2017-18; Belarus, 2018-19; Venezuela, 2019-20; Hungary, 2020-21; Greece, 2021-22; France, 2022-23
- Zach Naylor** -- Finland, 2022-23
- Johnny Neumann** -- Free Agent, Memphis Tams (ABA), 1971; Memphis Tams (ABA), 1971-73; Memphis/Utah (ABA), 1973-74; Virginia/Indiana Pacers (ABA), 1974-75; Virginia/Kentucky (ABA), 1975-76; Buffalo/Los Angeles (ABA), 1976-77; Indiana Pacers (NBA), 1977-78
- Londrick Nolen** -- Uruguay, 2006, 2007
- Cavadas Nunnery** -- West Virginia Wild (IBL), 2006
- Andy Ogide** -- Spain, 2011-12, 2012-13; France, 2014-15; Israel 2015-16; Italy 2017-18; 2018-19, 2019-20, 2020-21; Turkey, 2021-22; Argentina, 2022-23
- Dominik Olejniczak** -- Poland, 2016-17; France, 2021-22, 2022-23
- Anthony Perez** -- Mexico, 2016-17; Venezuela, 2017, 2018, 2020, 2021
- Eniel Polynice** -- Los Angeles D-Fenders (NBA D-League), 2011-12; Dominican Republic, 2012; Mexico, 2012; Mexico, 2013; Argentina, 2014; Puerto Rico, 2015; France, 2016-17; Argentina, 2018
- Justin Reed** -- Drafted 2nd Round, Boston (NBA), 2004; Boston Celtics, 2004-05; Minnesota Timberwolves (NBA), 2005-06, 2006-07; Houston Rockets (NBA), 2007; Austin Toros (NBA D-League), 2007; Bakersfield Jam (D-League), 2008-09
- M.J. Rhett** -- Latvia, 2015-16; Kosovo, 2016-17; France, 2016-17; Dominican Republic 2016-17; 2017-18; Brazil 2017-18; Argentina 2018-19; Puerto Rico 2018-19; Croatia 2019-20; Greece, 2019-20; Poland, 2020-21; France, 2020-21; Dominican Republic 2021-22
- DeAngelo Riley** -- Mexico, 2012-13; Uruguay 2013-14; Argentina, 2014-15; Israel, 2014-15, 2015-16; Iowa Wolves (NBA G-League), 2016-17; Romania, 2017-18; Israel, 2017-18; Dominican Republic, 2017-18; Turkey, 2018-19, 2019-20; Cyprus, 2021-22, 2022-23; France, 2022-23



Terence Davis



Justin Reed

First SEC player taken in 2004 NBA Draft



Ansu Sesay



Elston Turner

NBA Player and Assistant Coach

- **Sebastian Saiz** -- Spain, 2017-18, 2018-19; Japan, 2019-20, 2020-21, 2021-22, 2022-23
- **Clarence Sanders** -- Drafted 7th Round, Anaheim Arsenal (NBA D-League), 2007
- **Ansu Sesay** -- Drafted 2nd Round, Dallas (NBA), 1998; Rockford Lightning (CBA), 1999-2000; Philippines, 2000-Best Import Award; Quad City Thunder (CBA), 2000-01; Free Agent, Los Angeles Clippers (NBA), 2001; Greenville Groove (NBDL), 2001-02, NBDL Player of the Year, All-NBDL first team; Seattle Sonics (NBA), 2001-02, 2002-03, 2003-04; Golden State Warriors (NBA), 2004-05; Italy, 2005-06, 2006-07, 2007-08; Germany, 2008-09; France, 2009-10
- **Steadman Short** -- Uruguay, 2012-13
- **Devontae Shuler** -- Dallas Mavericks (NBA), 2021; Capital City Go-Go (NBA G-League), 2021-22; Fort Wayne Mad Ants (NBA G-League), 2023; Cleveland Charge (NBA G-League), 2023
- **Karlis Silins** -- Latvian-Estonian League, 2021-22, 2022-23
- **Jason Smith** -- Iceland, 1999-2000, 2000-01, 2001-02, 2002-03; Romania, 2007-08, 2009-10; Tupelo Rock-N-Rollers (WBA), 2008-09
- **Terence Smith** -- Germany, 2016-17, 2017-18
- **Bruce Stevens** -- Lebanon, 2019-20
- **Roger Stieg** -- Drafted 5th Round, Indiana (NBA), 1983; Indiana Pacers, 1983-84-1984-85
- **John Stroud** -- Drafted 2nd Round, Houston (NBA), 1980; Houston Rockets, 1980-81
- **Jarvis Summers** -- Rio Grande Valley Vipers (NBA G-League), 2015-16; Wisconsin Herd (NBA G-League), 2017-18; Malaysia, 2019-20; Mexico, 2020-21; Vietnam, 2021-22; Mexico, 2022-23
- **Khadim Sy** -- Spain, 2022-23
- **Sean Tuohy** -- Drafted 10th Round, New Jersey Nets (NBA), 1982
- **Elston Turner** -- Drafted 2nd Round, Dallas (NBA), 1981; Dallas Mavericks, 1981-83; Denver Nuggets (NBA), 1985-86; Chicago Bulls (NBA), 1986-88; Denver Nuggets (NBA), 1988-89; Assistant Coach, Portland Trailblazers (NBA), 1996-97, 1997-98, 1998-99, 1999-2000; Assistant Coach, Sacramento Kings (NBA), 2000-01, 2001-02, 2002-03, 2003-04, 2004-05, 2005-06; Assistant Coach, Houston Rockets (NBA), 2007-08, 2008-09, 2009-10, 2010-11; Assistant Coach, Phoenix Suns (NBA), 2011-13; Assistant Coach, NBA All-Star Game, 2001, 2003; Assistant Coach, Memphis Grizzlies (NBA), 2013-14, 14-15; Assistant Coach, Sacramento Kings (NBA), 2016-17, 2017-18, 2018-19; Assistant Coach, Houston Rockets (NBA), 2019-20, 2020-21; Assistant Coach, Minnesota Timberwolves (NBA), 2021-22, 2022-23
- **Breinn Tyree** -- Raptors 905 Mississauga (NBA G League), 2020-21, 2021-22; Belgium and the Netherlands, 2022-23
- **Chris Warren** -- Australia, 2011-12; France 2012-13; Turkey, 2013-14, 2014-15; Greece, 2015-16; France, 2016-17, Turkey, 2017; Germany 2018-19; Turkey, 2019-20; France, 2020-21, 2021-22; Turkey, 2022-23
- **Jack Waters** -- Drafted 10th Round, Cincinnati (NBA), 1961; Kansas City Steers (ABL), 1961-64
- **LaDarius White** -- Slovakia, 2016-17
- **Michael White** -- New Mexico Slam (IBL), 1999-2000; England, 2000
- **Romello White** -- Israel, 2021-22; Cyprus, 2021-22
- **Terrico White** -- Drafted 2nd Round, Detroit (NBA), 2010; Detroit Pistons, 2010-11 (inj.); Idaho Stampede (NBA D-League), 2011-12; Phoenix (NBA) 2015; Serbia, 2012-13; Israel, 2013-14; Russia, 2014-15; South Korea, 2016-17, 2017-18; Australia, 2018-19, 2019-20; Puerto Rico, 2020-21, 2021-22; Long Island Nets (NBA G-League), 2022; Taiwan, 2022; Bahrain, 2023
- **Kenny Williams** -- Germany, 2008-09, 2009-10, 2010-11
- **LaTaryl Williams** -- Memphis Houn'Dawgs (ABA 2000), 2000-01; Finland, 2001-02, 2002-03, 2005-06; Mexico, 2003, 2004, 2005; England, 2004-05, 2007-08, 2008-09, 2009-10, 2010-11; North Mississippi Tornadoes (WBA), 2006; Atlanta Vision (ABA), 2006-07
- **Nick Williams** -- Brazil, 2013-14; Mobile Bay Tornadoes (ABA), 2015-16

YEAR-BY-YEAR STARTING LINEUPS

1958-59 (7-17)

G - Jamie Howell (5-10, Jr.) 6.9 ppg, 3.4 rpg
G - Jim Tom Atherton (6-2, Sr.) 8.2 ppg, 2.7 rpg
C - Ivan Richmann (6-7, Jr.) 16.0 ppg, 9.0 rpg
F - Jack Waters (6-4, So.) 18.6 ppg, 7.2 rpg
F - Louis Griffin (6-7, Jr.) 10.3 ppg, 9.6 rpg

TOP SUBS

F/G - Larry Wagster (6-2, So.) 6.7 ppg, 2.8 rpg
G - Garnie Hatch (6-2, Sr.) 4.6 ppg, 3.9 rpg
F/C - Tom Washington (6-5, So.) 1.8 ppg, 1.9 rpg

1959-60 (15-9)

G - Jack Waters (6-4, Jr.) 19.5 ppg, 6.5 rpg
G - John King (6-2, Sr.) 6.0 ppg, 2.5 rpg
C - Ivan Richmann (6-7, Sr.) 14.8 ppg, 10.4 rpg
F - Louis Griffin (6-7, Sr.) 4.8 ppg, 4.6 rpg
F - Bill White (6-5, So.) 8.0 ppg, 7.1 rpg

TOP SUBS

C - Sterling Ainsworth (6-7, So.) 12.8 ppg, 7.0 rpg
G - Larry Wagster (6-2, Jr.) 4.1 ppg, 2.0 rpg
G - Jamie Howell (5-10, Sr.) 3.3 ppg, 2.1 rpg

1960-61 (10-14)

G - Mel Edmonds (6-0, So.) 8.8 ppg, 3.7 rpg
G - El Edmonds (6-0, So.) 4.6 ppg, 2.7 rpg
C - Sterling Ainsworth (6-7, Jr.) 13.3 ppg, 10.1 rpg
F - Jack Waters (6-4, Sr.) 20.4 ppg, 7.7 rpg
F - Bill White (6-5, Jr.) 10.8 ppg, 8.0 rpg

TOP SUBS

G - Larry Wagster (6-2, Sr.) 4.5 ppg, 2.8 rpg
C - Bill Bolton (6-5, So.) 1.7 ppg, 3.6 rpg
F - Bobby McCarley (6-4, Jr.) 4.5 ppg, 2.0 rpg

1961-62 (12-13)

G - Donnie Kessinger (6-1, So.) 21.4 ppg, 5.4 rpg
G - Mel Edmonds (6-0, Sr.) 12.4 ppg, 4.3 rpg
C - Sterling Ainsworth (6-7, Sr.) 14.9 ppg, 6.6 rpg
F - Bill White (6-5, Sr.) 10.8 ppg, 8.9 rpg
F - Bill Bolton (6-6, Jr.) 5.8 ppg, 6.2 rpg

TOP SUBS

C - Ron Davidson (6-7, So.) 3.3 ppg, 3.7 rpg
F - Bobby McCarley (6-4, Sr.) 2.6 ppg, 2.3 rpg
G - Tommy Farley (6-1, Sr.) 1.9 ppg, 1.1 rpg

1962-63 (7-17)

G - Donnie Kessinger (6-1, Jr.) 21.8 ppg, 4.7 rpg
G - Mel Edmonds (6-0, Sr.) 18.5 ppg, 3.9 rpg
C - Bill Bolton (6-6, Sr.) 10.6 ppg, 10.1 rpg
F - Ron Davidson (6-7, Jr.) 3.5 ppg, 4.3 rpg
F - El Edmonds (6-0, Sr.) 3.2 ppg, 2.76 rpg

TOP SUBS

F - Harry Johnston (6-1, Jr.) 7.8 ppg, 4.4 rpg
F - Bob Kreilein (6-4, So.) 4.1 ppg, 3.9 rpg
F - Hardy Graham (6-5, Jr.) 2.5 ppg, 3.3 rpg

1963-64 (10-12)

G - Donnie Kessinger (6-1, Sr.) 23.5 ppg, 6.0 rpg
G - Glenn Lusk (6-2, So.) 13.5 ppg, 4.5 rpg
C - Ron Davidson (6-6, Sr.) 14.9 ppg, 8.7 rpg
F - Bob Kreilein (6-4, Jr.) 4.8 ppg, 5.2 rpg
F - Ronald Steinhart (6-2, Jr.) 7.3 ppg, 4.9 rpg

TOP SUBS

G - Spencer Schreiter (6-1, So.) 0.8 ppg, 1.5 rpg
G - Eddie Dunn (6-0, So.) 4.9 ppg, 1.9 rpg
F - Jim Bobe (6-4, So.) 4.2 ppg, 3.3 rpg

1964-65 (4-21)

G - Ed Dunn (5-11, Jr.) 10.9 ppg, 2.7 rpg
G - Jim Robbins (6-2, Jr.) 8.8 ppg, 4.9 rpg
C - Fred Stanley (6-5, Jr.) 10.4 ppg, 4.9 rpg
F - Bob Kreilein (6-4, Sr.) 4.1 ppg, 3.3 rpg
F - Jim Bobe (6-4, Jr.) 6.4 ppg, 3.5 rpg

TOP SUBS

F - Ronald Steinhart (6-2, Sr.) 6.7 ppg, 4.3 rpg
C - John Partridge (6-6, Jr.) 4.3 ppg, 2.3 rpg
F - Dick Megginson (6-4, So.) 5.9 ppg, 3.4 rpg

1965-66 (5-18)

G - Larry Martindale (6-0, So.) 8.2 ppg, 2.9 rpg
G - Glenn Lusk (6-2, Sr.) 4.1 ppg, 2.1 rpg
C - Charles Burhorn (6-6, Jr.) 11.8 ppg, 8.0 rpg
F - Mickey Williams (6-3, Sr.) 12.1 ppg, 9.0 rpg
G - Eddie Dunn (5-11, Sr.) 8.6 ppg, 2.5 rpg

TOP SUBS

F/G - Jim Moran (6-4, So.) 6.9 ppg, 3.0 rpg
F - John Partridge (6-6, Sr.) 2.4 ppg, 2.5 rpg
F - Ronnie Wall (6-4, So.) 4.8 ppg, 2.5 rpg

1966-67 (13-12)

G - Larry Martindale (6-0, Jr.) 11.9 ppg, 3.8 rpg
G - Eddie Miller (6-2, So.) 11.0 ppg, 2.6 rpg
C - Jerry Brawner (6-8, Sr.) 14.5 ppg, 9.2 rpg
F - Ken Turner (6-5, So.) 14.5 ppg, 6.6 rpg
F - Dale Stevens (6-6, So.) 9.4 ppg, 6.6 rpg

TOP SUBS

G - Ronnie Aldy (6-2, Jr.) 6.7 ppg, 1.6 rpg
F - Charlie Jordan (6-5, So.) 3.0 ppg, 2.6 rpg
F - Chuck Burhorn (6-5, Sr.) 2.9 ppg, 3.2 rpg

1967-68 (7-17)

G - Eddie Miller (6-2, Jr.) 8.3 ppg, 3.0 rpg
G - Larry Martindale (6-0, Sr.) 6.2 ppg, 2.0 rpg
C - Jerry Brawner (6-8, Jr.) 12.5 ppg, 8.8 rpg
F - Ken Turner (6-5, Jr.) 13.8 ppg, 6.3 rpg
F - Dale Stevens (6-6, Jr.) 7.9 ppg, 4.7 rpg

TOP SUBS

G - Ron Coleman (6-3, So.) 10.6 ppg, 3.1 rpg
G - Ronnie Aldy (6-2, Sr.) 9.6 ppg, 1.6 rpg
C - Rodney Chamblee (6-9, Jr.) 3.6 ppg, 3.3 rpg

1968-69 (10-14)

G - Ron Coleman (6-3, Jr.) 12.6 ppg, 3.7 rpg
G - Charlie Ward (6-4, Jr.) 7.5 ppg, 3.0 rpg
C - Jerry Brawner (6-8, Sr.) 13.8 ppg, 8.8 rpg
F - Ken Turner (6-5, Sr.) 19.5 ppg, 6.2 rpg
F - Tom Butler (6-8, Jr.) 9.5 ppg, 7.5 rpg

TOP SUBS

F - Rodney Chamblee (6-9, Sr.) 2.4 ppg, 2.7 rpg
G - Cecil Jones (6-2, So.) 1.5 ppg, 0.6 rpg
G - Danny Dossett (6-5, Sr.) 1.3 ppg, 0.9 rpg

1969-70 (10-15)

G - Ron Coleman (6-3, Sr.) 20.8 ppg, 5.0 rpg
G - Cecil Jones (6-2, Jr.) 7.0 ppg, 3.7 rpg
C - Lock Ross (6-8, Jr.) 5.9 ppg, 5.6 rpg
F - Tom Butler (6-7, Sr.) 13.5 ppg, 9.0 rpg
F - Duaine Boucher (6-5, So.) 12.9 ppg, 7.9 rpg

TOP SUBS

G - Charlie Ward (6-4, Sr.) 8.6 ppg, 3.7 rpg
C - Gaylon Baird (6-6, Jr.) 6.7 ppg, 2.4 rpg
F - Bruce Rich (6-4, Jr.) 5.1 ppg, 2.3 rpg

1970-71 (11-15)

G - Johnny Neumann (6-7, So.) 40.1 ppg, 6.6 rpg
G - Dave Rhodes (6-0, So.) 13.1 ppg, 2.4 rpg
C - Jim Farr (6-7, Jr.) 4.2 ppg, 6.8 rpg
G/F - Danny Gunn (6-2, So.) 11.4 ppg, 4.8 rpg
F - Duaine Boucher (6-5, Jr.) 9.6 ppg, 6.5 rpg

TOP SUBS

G - Cecil Jones (6-2, Sr.) 5.6 ppg, 2.6 rpg
F - Bruce Rich (6-4, Sr.) 3.6 ppg, 1.8 rpg
F - Dave Smith (6-7, So.) 4.2 ppg, 2.5 rpg

1971-72 (13-12)

G - Tom Jordan (6-1, So.) 11.1 ppg, 3.2 rpg
G - Danny Gunn (6-2, Jr.) 8.7 ppg, 4.4 rpg
C - Fred Cox (7-0, Sr.) 16.2 ppg, 10.8 rpg
F - Coolidge Ball (6-5, So.) 16.8 ppg, 10.3 rpg
F - Duaine Boucher (6-5, Sr.) 11.4 ppg, 5.9 rpg

TOP SUBS

G - David Rhodes (6-0, Jr.) 10.3 ppg, 2.0 rpg
F - Steve Strickland (6-7, Jr.) 4.1 ppg, 2.8 rpg
F - Dave Smith (6-7, Jr.) 2.0 ppg, 1.5 rpg

1972-73 (14-12)

G - Dean Hudson (6-3, So.) 10.7 ppg, 4.9 rpg
G - Tom Jordan (6-1, Jr.) 9.7 ppg, 1.6 rpg
C - Fred Cox (7-0, Sr.) 14.2 ppg, 9.8 rpg
F - Coolidge Ball (6-5, Jr.) 13.7 ppg, 9.7 rpg
G/F - Bob Mahoney (6-4, So.) 5.2 ppg, 3.2 rpg

TOP SUBS

F/C - Dave Downing (6-9, So.) 10.0 ppg, 6.0 rpg
F - Dave Smith (6-7, Sr.) 3.6 ppg, 2.0 rpg
G - David Rhodes (6-0, Sr.) 3.1 ppg, 0.6 rpg

1973-74 (15-10)

G - Dave Shepherd (5-10, Jr.) 14.3 ppg, 2.5 rpg
G - Dean Hudson (6-3, Jr.) 7.8 ppg, 2.6 rpg
C - Fred Cox (7-0, Sr.) 13.4 ppg, 8.2 rpg
F - Coolidge Ball (6-5, Sr.) 11.8 ppg, 9.8 rpg
F - Walter Actwood (6-7, Fr.) 9.8 ppg, 8.5 rpg

TOP SUBS

G - Tom Jordan (6-1, Sr.) 8.2 ppg, 1.3 rpg
F - Matt Meibers (6-6, Jr.) 4.9 ppg, 3.5 rpg
G - Bob Mahoney (6-4, Jr.) 4.7 ppg, 1.6 rpg

1974-75 (8-18)

G - Dave Shepherd (5-10, Sr.) 20.7 ppg, 3.1 rpg
G - Bob Mahoney (6-4, Sr.) 10.5 ppg, 3.8 rpg
F/C - Matt Meibers (6-6, Sr.) 12.6 ppg, 6.8 rpg
F - Walter Actwood (6-7, So.) 13.8 ppg, 11.3 rpg
F - Harvey Murray (6-5, Jr.) 9.8 ppg, 6.5 rpg

TOP SUBS

F - Herb Wright (6-5, Jr.) 11.8 ppg, 5.3 rpg
G - Joe Kyles (6-2, Fr.) 2.3 ppg, 1.4 rpg
F - George Gillom (6-4, Fr.) 1.3 ppg, 0.8 rpg

1975-76 (6-21)

G - John Billups (6-4, Jr.) 13.1 ppg, 5.6 rpg
G - Joe Kyles (6-2, So.) 5.7 ppg, 1.9 rpg
F - Eugene Harris (6-8, Sr.) 14.8 ppg, 9.8 rpg
F - Walter Actwood (6-7, Jr.) 12.0 ppg, 9.3 rpg
F - Ronnie Davis (6-7, Fr.) 9.0 ppg, 5.8 rpg

TOP SUBS

F - Harvey Murray (6-5, Sr.) 5.4 ppg, 3.9 rpg
G - Henry Jackson (6-0, Fr.) 3.4 ppg, 1.7 rpg
G - Jim Varner (6-1, Jr.) 2.9 ppg, 0.9 rpg

1976-77 (11-16)

G - John Billups (6-4, Sr.) 17.3 ppg, 9.8 rpg
G - Joe Kyles (6-2, Jr.) 8.4 ppg, 2.9 rpg
C - Walter Actwood (6-7, Sr.) 11.5 ppg, 7.4 rpg
F - John Stroud (6-7, Fr.) 14.5 ppg, 5.1 rpg
F - Eugene Harris (6-7, Sr.) 11.1 ppg, 6.1 rpg

TOP SUBS

G - Henry Jackson (5-11, So.) 3.8 ppg, 2.2 rpg
G - Tom Wardo (6-4, Fr.) 3.8 ppg, 1.4 rpg
G - Jim Varner (6-1, Jr.) 3.2 ppg, 0.6 rpg

1977-78 (10-17)

G - Joe Kyles (6-2, Sr.) 13.9 ppg, 4.2 rpg
G - Henry Jackson (5-11, Jr.) 3.5 ppg, 2.0 rpg
C - Kim Benson (6-9, Jr.) 5.2 ppg, 4.0 rpg
F - John Stroud (6-7, So.) 18.1 ppg, 8.5 rpg
F - Elston Turner (6-5, Fr.) 9.9 ppg, 7.8 rpg

TOP SUBS

G - Chris Barret (6-5, Fr.) 6.5 ppg, 1.4 rpg
G - Tom Warda (6-4, So.) 5.1 ppg, 1.5 rpg
F - Norman Miller (6-7, Fr.) 2.4 ppg, 2.2 rpg

1978-79 (11-16)

G - Sean Tuohy (6-1, Fr.) 3.4 ppg, 2.5 rpg
G - Stan Malcom (6-2, Fr.) 4.6 ppg, 1.2 rpg
C - Tim Thomas (6-7, Jr.) 6.3 ppg, 4.5 rpg
F - John Stroud (6-7, Jr.) 26.3 ppg, 9.2 rpg
F - Elston Turner (6-5, So.) 15.9 ppg, 6.4 rpg

TOP SUBS

G - Chris Barret (6-5, So.) 5.3 ppg, 1.9 rpg
F - Richard Hamilton (6-4, Fr.) 3.9 ppg, 1.8 rpg
G - Henry Jackson (5-11, Sr.) 1.6 ppg, 0.8 rpg

1979-80 (17-13)

G - Sean Tuohy (6-1, So.) 6.4 ppg, 2.1 rpg
G - Chris Barret (6-5, Jr.) 5.6 ppg, 1.5 rpg
C - Roger Stieg (6-8, Jr.) 4.6 ppg, 3.3 rpg
F - John Stroud (6-7, Sr.) 25.2 ppg, 7.2 rpg
F - Elston Turner (6-5, Jr.) 16.9 ppg, 7.0 rpg

TOP SUBS

G - Carlos Clark (6-4, Fr.) 5.7 ppg, 2.5 rpg
G - Cecil Dowell (6-0, Fr.) 1.9 ppg, 1.8 rpg
F - Richard Hamilton (6-5, So.) 1.2 ppg, 0.9 rpg

1980-81 (16-14)

G - Cecil Dowell (6-0, So.) 6.6 ppg, 1.6 rpg
G - Sean Tuohy (6-1, Jr.) 5.6 ppg, 1.5 rpg
C - Roger Stieg (6-9, So.) 7.4 ppg, 4.3 rpg
F - Elston Turner (6-5, Sr.) 20.6 ppg, 8.1 rpg
F - Carlos Clark (6-4, So.) 14.0 ppg, 3.9 rpg

TOP SUBS

G/F - Chris Barret (6-5, Sr.) 5.4 ppg, 1.8 rpg
C - Tim Thomas (6-8, Jr.) 3.2 ppg, 2.7 rpg
F - Norman Miller (6-8, Sr.) 0.8 ppg, 1.9 rpg

1981-82 (18-12)

G - Sean Tuohy (6-1, Sr.) 5.5 ppg, 1.0 rpg
F/G - Carlos Clark (6-7 Fr.) 21.1 ppg, 4.3 rpg
C - Roger Stieg (6-9, Jr.) 8.2 ppg, 5.0 rpg
F - Eric Laird (6-4, Fr.) 7.9 ppg, 2.1 rpg
F - George Buckner (6-7, Fr.) 4.7 ppg, 2.1 rpg

TOP SUBS

G - Brad Pierce (6-0, So.) 4.1 ppg, 1.0 rpg
F - Michael Partridge (6-5, Fr.) 3.5 ppg, 3.2 rpg
C - Tim Thomas (6-8, Sr.) 3.5 ppg, 2.8 rpg

1982-83 (19-12)

G - Cecil Dowell (6-0, Jr.) 6.5 ppg, 2.5 rpg
 F/G - Carlos Clark (6-4, Sr.) 20.4 ppg, 5.0 rpg
 C - Roger Steig (6-9, Sr.) 11.2 ppg, 5.6 rpg
 F - Eric Laird (6-4, So.) 11.2 ppg, 2.2 rpg
 F - Michael Partridge (6-5, So.) 8.0 ppg, 5.8 rpg

TOP SUBS

F - George Buckner (6-7, So.) 3.6 ppg, 3.0 rpg
 G - Brad Pierce (6-0, Jr.) 2.3 ppg, 0.6 rpg
 F - Derek Horne (6-7, Fr.) 0.3 ppg, 0.8 rpg

1983-84 (8-20)

G - Eric Laird (6-4, Jr.) 17.4 ppg, 2.0 rpg
 G - Joe Ayers (6-5, Fr.) 5.6 ppg, 3.4 rpg
 C - Sylvester Kincheon (6-11, Fr.) 4.6 ppg, 3.4 rpg
 F - Bruce Tranbarger (6-7, Fr.) 6.0 ppg, 2.6 rpg
 F - Andre Laird (6-2, Fr.) 3.6 ppg, 0.9 rpg

TOP SUBS

F - George Buckner (6-7, Jr.) 10.0 ppg, 4.4 rpg
 F - Michael Partridge (6-5, Jr.) 8.5 ppg, 4.8 rpg
 G - Cecil Dowell (6-0, Sr.) 4.8 ppg, 1.5 rpg

1984-85 (11-17)

G - Eric Laird (6-4, Sr.) 16.5 ppg, 2.7 rpg
 G - Joe Ayers (6-5, So.) 12.5 ppg, 4.1 rpg
 C - Derek Horne (6-7, Jr.) 4.3 ppg, 4.8 rpg
 F - Curtis Ritchwood (6-6, Jr.) 14.3 ppg, 7.4 rpg
 F - Andre Laird (6-1, So.) 3.8 ppg, 1.4 rpg

TOP SUBS

G - Joe Coleman (6-1, Fr.) 6.1 ppg, 1.7 rpg
 F - Don Royster (6-7, So.) 5.8 ppg, 3.7 rpg
 C - Todd Robinson (6-9, Fr.) 1.7 ppg, 1.5 rpg

1985-86 (12-17)

G - Roderick Barnes (6-1, So.) 10.2 ppg, 2.7 rpg
 G - Joe Ayers (6-5, Jr.) 8.4 ppg, 2.6 rpg
 C - Derek Horne (6-7, Sr.) 2.8 ppg, 3.0 rpg
 F - Eric Smith (6-6, Jr.) 17.5 ppg, 6.8 rpg
 F - Curtis Ritchwood (6-6, Sr.) 13.3 ppg, 7.5 rpg

TOP SUBS

G - Joe Coleman (6-1, So.) 6.9 ppg, 1.1 rpg
 C - Ronnie Sims (6-9, Jr.) 4.3 ppg, 2.9 rpg
 F - Bruce Tranbarger (6-7, So.) 3.0 ppg, 1.5 rpg

1986-87 (15-14)

G - Joe Ayers (6-5, Sr.) 13.7 ppg, 3.9 rpg
 G - Roderick Barnes (6-1, Jr.) 11.6 ppg, 2.9 rpg
 C - Ronnie Sims (6-9, Sr.) 10.8 ppg, 5.4 rpg
 F - Eric Smith (6-6, Sr.) 13.2 ppg, 8.0 rpg
 F - Charles Prater (6-4, Jr.) 12.0 ppg, 5.2 rpg

TOP SUBS

G - Ronnie Miller (6-1, Jr.) 3.9 ppg, 1.7 rpg
 F - Bruce Tranbarger (6-7, Jr.) 1.6 ppg, 1.1 rpg
 G - Keith Kessinger (6-2, So.) 3.6 ppg, 0.3 rpg

1987-88 (13-16)

G - Roderick Barnes (6-1, Sr.) 19.0 ppg, 4.2 rpg
 G - Tim Jumper (6-3, Fr.) 13.6 ppg, 2.7 rpg
 C - Sean Murphy (6-11, Jr.) 7.0 ppg, 5.2 rpg
 F - Charles Prater (6-4, Sr.) 16.0 ppg, 6.9 rpg
 F - Mike Paul (6-8, Jr.) 3.3 ppg, 2.7 rpg

TOP SUBS

G - Ronnie Miller (6-2, Sr.) 4.2 ppg, 1.7 rpg
 F - Greg Turner (6-5, Fr.) 2.1 ppg, 2.3 rpg
 F - Edgar Ward (6-6, Fr.) 1.8 ppg, 1.6 rpg

1988-89 (15-15)

G - John Matthews (5-10, So.) 7.6 ppg, 2.7 rpg
 G - Tim Jumper (6-3, So.) 12.6 ppg, 3.9 rpg
 C - Sean Murphy (6-11, So.) 5.8 ppg, 6.6 rpg
 F - Gerald Glass (6-6, Jr.) 28.0 ppg, 8.5 rpg
 F - Mike Paul (6-8, Sr.) 6.7 ppg, 4.8 rpg

TOP SUBS

G - David Midlick (6-0, Fr.) 7.0 ppg, 1.2 rpg
 F - Greg Turner (6-5, So.) 5.4 ppg, 3.0 rpg
 G - Hunter Atkins (6-3, Fr.) 5.7 ppg, 2.1 rpg

1989-90 (13-17)

G - John Matthews (5-10, Jr.) 5.6 ppg, 1.5 rpg
 G - Tim Jumper (6-3, Jr.) 11.8 ppg, 3.2 rpg
 C - Sean Murphy (6-11, Jr.) 5.5 ppg, 6.0 rpg
 F - Gerald Glass (6-6, Sr.) 24.1 ppg, 7.6 rpg
 F - Joe Harvell (6-7, Fr.) 13.2 ppg, 5.4 rpg

TOP SUBS

C - Patrick Eddie (6-11, Jr.) 7.2 ppg, 6.0 rpg
 G - David Midlick (6-0, So.) 4.6 ppg, 1.0 rpg
 F - James Bailey (6-6, Fr.) 2.3 ppg, 1.7 rpg

1990-91 (9-19)

G - Dondi Flemister (6-3, Fr.) 7.4 ppg, 2.6 rpg
 G - Tim Jumper (6-3, Sr.) 12.5 ppg, 4.0 rpg
 C - Sean Murphy (6-11, Sr.) 5.5 ppg, 6.1 rpg
 F - Joe Harvell (6-7, So.) 17.4 ppg, 5.6 rpg
 F - Patrick Eddie (6-11, Sr.) 8.6 ppg, 5.4 rpg

TOP SUBS

G - David Midlick (6-0, Jr.) 5.8 ppg, 1.4 rpg
 F - Stephen Davis (6-6, Fr.) 5.0 ppg, 1.6 rpg
 F - James Bailey (6-6, So.) 4.4 ppg, 3.6 rpg

1991-92 (11-17)

G - Dondi Flemister (6-3, So.) 7.6 ppg, 3.2 rpg
 G - Kevin Watkins (6-2, Jr.) 12.9 ppg, 4.1 rpg
 C - Kelvin Scales (6-8, Jr.) 9.1 ppg, 5.6 rpg
 F - Joe Harvell (6-7, Jr.) 25.0 ppg, 5.9 rpg
 F - James Bailey (6-5, Jr.) 6.0 ppg, 4.6 rpg

TOP SUBS

G - Cedric Brim (6-1, Fr.) 4.9 ppg, 1.9 rpg
 C - Wes Hardin (7-0, Fr.) 4.0 ppg, 2.5 rpg
 G - Don Jenkins (6-3, Jr.) 3.2 ppg, 2.8 rpg

1992-93 (10-18)

G - Kevin Watkins (6-2, Sr.) 16.5 ppg, 3.5 rpg
 G - Cedric Brim (6-1, So.) 3.6 ppg, 1.3 rpg
 C - David Dean (7-1, Jr.) 6.4 ppg, 5.1 rpg
 F - Joe Harvell (6-7, Sr.) 17.7 ppg, 5.4 rpg
 F - Jarrell Evans (6-6, Jr.) 7.0 ppg, 6.1 rpg

TOP SUBS

G - Juha Luhtanen (6-4, Jr.) 6.4 ppg, 1.9 rpg
 F - Dillard Quick (6-7, Sr.) 5.4 ppg, 3.5 rpg
 F - Kelvin Scales (6-8, Sr.) 2.9 ppg, 2.3 rpg

1993-94 (14-13)

G - Walsh Jordan (6-1, Jr.) 4.9 ppg, 1.6 rpg
 G - David Johnson (6-2, Jr.) 15.1 ppg, 4.2 rpg
 C - David Dean (7-1, Sr.) 9.4 ppg, 6.5 rpg
 F - Jarrell Evans (6-6, Sr.) 11.9 ppg, 6.6 rpg
 F - Ervin Garnes (6-4, Jr.) 12.6 ppg, 4.9 rpg

TOP SUBS

F - JJ Sims (6-7, So.) 6.4 ppg, 3.9 rpg
 G - Fred Johnson (6-4, Jr.) 4.3 ppg, 4.0 rpg
 F - Keith Peel (6-9, Sr.) 2.5 ppg, 2.9 rpg

1994-95 (8-19)

G - Cedric Brim (6-1, Sr.) 8.6 ppg, 2.7 rpg
 G - David Johnson (6-2, Sr.) 13.5 ppg, 3.4 rpg
 F - John Jackson (6-7, Jr.) 9.6 ppg, 5.1 rpg
 F - Fred Johnson (6-4, Sr.) 7.2 ppg, 4.8 rpg
 F - Anthony Boone (6-7, Fr.) 11.6 ppg, 5.0 rpg

TOP SUBS

F - JJ Sims (6-7, Jr.) 9.9 ppg, 4.6 rpg
 F - Ansu Sesay (6-9, Fr.) 7.2 ppg, 3.8 rpg
 G - Robert Butler (6-3, So.) 5.2 ppg, 2.0 rpg

1995-96 (12-15)

G - Michael White (6-1, Fr.) 5.4 ppg, 1.8 rpg
 G - Keith Carter (6-4, Fr.) 13.8 ppg, 5.4 rpg
 F - Ansu Sesay (6-9, So.) 10.6 ppg, 5.8 rpg
 F - Jason Smith (6-6, Fr.) 9.2 ppg, 4.9 rpg
 F - Anthony Boone (6-7, So.) 6.2 ppg, 6.2 rpg

TOP SUBS

G - Joezon Darby (6-2, So.) 9.3 ppg, 2.6 rpg
 F - John Jackson (6-7, Sr.) 6.6 ppg, 3.7 rpg
 F - Ervin Garnes (6-4, Sr.) 4.1 ppg, 3.2 rpg

1996-97 (20-9)

G - Michael White (6-1, So.) 4.4 ppg, 1.8 rpg
 G - Keith Carter (6-4, So.) 12.1 ppg, 4.2 rpg
 F - Ansu Sesay (6-9, Jr.) 14.8 ppg, 7.9 rpg
 F - Jason Smith (6-6, So.) 11.4 ppg, 5.8 rpg
 F - Anthony Boone (6-7, Jr.) 7.0 ppg, 3.9 rpg

TOP SUBS

G - Joezon Darby (6-2, Jr.) 10.5 ppg, 2.2 rpg
 F - Jon Cantrell (6-8, So.) 3.9 ppg, 1.8 rpg
 F - Johnnie Rogers (6-9, So.) 2.8 ppg, 3.5 rpg

1997-98 (22-7)

G - Michael White (6-1, Jr.) 5.4 ppg, 2.0 rpg
 G - Keith Carter (6-4, Jr.) 14.8 ppg, 6.2 rpg
 F - Ansu Sesay (6-9, Sr.) 18.6 ppg, 7.6 rpg
 F - Jason Smith (6-6, Jr.) 9.8 ppg, 6.5 rpg
 F - Anthony Boone (6-7, Sr.) 5.3 ppg, 4.1 rpg

TOP SUBS

G - Joezon Darby (6-2, Sr.) 11.7 ppg, 2.4 rpg
 G - Jason Flanigan (6-1, Fr.) 4.1 ppg, 1.6 rpg
 F - Johnnie Rogers (6-9, Jr.) 3.2 ppg, 2.8 rpg

1998-99 (20-13)

G - Michael White (6-1, Sr.) 5.2 ppg, 1.9 rpg
 G - Jason Flanigan (6-1, So.) 4.8 ppg, 2.6 rpg
 G - Keith Carter (6-4, Sr.) 16.4 ppg, 4.6 rpg
 F - Jason Smith (6-6, Sr.) 12.9 ppg, 5.6 rpg
 F - Marcus Hicks (6-6, Jr.) 11.7 ppg, 5.4 rpg

TOP SUBS

F - Rahim Lockhart (6-8, So.) 7.4 ppg, 4.9 rpg
 G - Jason Harrison (5-5, Fr.) 6.3 ppg, 1.7 rpg
 F - Johnnie Rogers (6-9, Sr.) 4.1 ppg, 3.0 rpg

1999-2000 (19-14)

G - Jason Harrison (5-5, So.) 9.4 ppg, 2.8 rpg
 G - Jason Flanigan (6-1, Jr.) 8.4 ppg, 2.9 rpg
 F - Rahim Lockhart (6-8, Jr.) 12.2 ppg, 8.4 rpg
 F - LaTaryl Williams (6-7, Sr.) 9.0 ppg, 3.5 rpg
 F - Marcus Hicks (6-6, Sr.) 14.3 ppg, 5.9 rpg

TOP SUBS

F - Darrian Brown (6-6, So.) 6.9 ppg, 3.1 rpg
 G - Emmanuel Wade (6-3, Fr.) 4.9 ppg, 1.7 rpg
 G - Jason Holmes (6-5, Jr.) 3.3 ppg, 1.6 rpg

2000-01 (27-8)

G - Jason Flanigan (6-1, Sr.) 7.1 ppg, 3.1 rpg
 G - David Sanders (6-3, So.) 3.6 ppg, 2.7 rpg
 F - Rahim Lockhart (6-8, Sr.) 13.0 ppg, 8.1 rpg
 F - Justin Reed (6-8, Fr.) 11.0 ppg, 5.9 rpg
 F - Jason Holmes (6-5, Sr.) 6.3 ppg, 2.6 rpg

TOP SUBS

G - Aaron Harper (6-7, Fr.) 9.2 ppg, 2.9 rpg
 G - Jason Harrison (5-5, Jr.) 7.1 ppg, 1.9 rpg
 G - Emmanuel Wade (6-3, So.) 4.4 ppg, 1.8 rpg

2001-02 (20-11)

G - Jason Harrison (5-5, Sr.) 9.7 ppg, 1.7 rpg
 G - David Sanders (6-3, Jr.) 12.5 ppg, 4.6 rpg
 F - Justin Reed (6-8, So.) 14.6 ppg, 6.6 rpg
 F - Derrick Allen (6-8, Jr.) 8.9 ppg, 5.9 rpg
 F - Aaron Harper (6-7, So.) 11.9 ppg, 4.3 rpg

TOP SUBS

G - Emmanuel Wade (6-3, Jr.) 7.0 ppg, 3.3 rpg
 F/G - Kendrick Fox (6-7, Fr.) 2.2 ppg, 0.9 rpg
 F - Richard Kirklin (6-9, Jr.) 1.6 ppg, 1.0 rpg

2002-03 (14-15)

G - David Sanders (6-3, Sr.) 10.1 ppg, 3.9 rpg
 G - Trey Pearson (6-4, Jr.) 4.7 ppg, 2.9 rpg
 F - Justin Reed (6-8, Jr.) 15.4 ppg, 5.3 rpg
 F - Derrick Allen (6-8, Sr.) 8.2 ppg, 4.9 rpg
 F - Aaron Harper (6-7, Jr.) 12.2 ppg, 3.7 rpg

TOP SUBS

G - Emmanuel Wade (6-3, Sr.) 8.5 ppg, 2.7 rpg
 F/C - John Gunn (6-10, Jr.) 2.8 ppg, 1.8 rpg
 G - Justin Johnson (6-0, So.) 2.4 ppg, 0.6 rpg

2003-04 (13-15)

G - Todd Abernethy (6-1, Fr.) 5.4 ppg, 1.5 rpg
 G - Justin Johnson (6-0, Jr.) 5.3 ppg, 1.9 rpg
 F - Justin Reed (6-8, Sr.) 18.5 ppg, 7.5 rpg
 F - Tommie Eddie (6-7, Jr.) 5.3 ppg, 3.0 rpg
 F - Aaron Harper (6-7, Sr.) 16.5 ppg, 5.1 rpg

TOP SUBS

F/G - Kendrick Fox (6-7, Jr.) 5.1 ppg, 2.5 rpg
 G - Ed Glass (6-2, Jr.) 1.9 ppg, 1.3 rpg
 G - Bam Doyne (6-4, Fr.) 1.5 ppg, 1.4 rpg

2004-05 (14-17)

G - Cavadas Nunnery (5-9, Sr.) 3.1 ppg, 1.9 rpg
 G - Justin Johnson (6-0, Sr.) 5.5 ppg, 1.4 rpg
 F - Tommie Eddie (6-7, Sr.) 11.3 ppg, 4.4 rpg
 F - Kendrick Fox (6-7, Sr.) 7.6 ppg, 3.0 rpg
 F - Londrick Nolen (6-6, Jr.) 9.8 ppg, 4.4 rpg

TOP SUBS

G - Todd Abernethy (6-1, So.) 8.3 ppg, 2.8 rpg
 F - Marvin Moore (6-6, Sr.) 5.7 ppg, 3.1 rpg
 G/F - Brandon Patterson (6-6, Fr.) 5.1 ppg, 2.0 rpg

2005-06 (14-16)

G - Todd Abernethy (6-1, Jr.) 8.6 ppg, 2.6 rpg
 G - Bam Doyne (6-4, Jr.) 9.0 ppg, 4.0 rpg
 C - Dwayne Curtis (6-8, So.) 13.6 ppg, 7.6 rpg
 F - Jermy Parnell (6-8, So.) 4.8 ppg, 2.9 rpg
 F - Londrick Nolen (6-6, Sr.) 8.6 ppg, 4.5 rpg

TOP SUBS

G - Clarence Sanders (6-2, Jr.) 9.1 ppg, 1.3 rpg
 F - Trey Hampton (6-7, Fr.) 4.5 ppg, 2.2 rpg
 G - Brandon Patterson (6-6, So.) 2.8 ppg, 1.3 rpg

2006-07 (21-13)

G - Todd Abernethy (6-1, Sr.) 11.2 ppg, 3.0 rpg
 G - Clarence Sanders (6-1, Sr.) 16.1 ppg, 2.5 rpg
 G - Bam Doyno (6-4, Sr.) 14.9 ppg, 4.3 rpg
 C - Dwayne Curtis (6-8, Jr.) 12.2 ppg, 8.3 rpg
 F - Kenny Williams (6-8, Jr.) 7.1 ppg, 5.7 rpg

TOP SUBS

F/C - Jerme Parnell (6-8, Jr.) 4.9 ppg, 4.0 rpg
 G - Eniel Polynice (6-5, Fr.) 3.9 ppg, 2.2 rpg
 F - Trey Hampton (6-7, So.) 2.2 ppg, 1.7 rpg

2007-08 (24-11)

G - Chris Warren (5-10, Fr.) 15.8 ppg, 2.0 rpg
 G - David Huerstas (6-5, So.) 10.7 ppg, 3.7 rpg
 G - Eniel Polynice (6-5, So.) 10.7 ppg, 5.3 rpg
 C - Dwayne Curtis (6-8, Sr.) 14.9 ppg, 9.6 rpg
 F - Kenny Williams (6-8, Sr.) 8.5 ppg, 6.6 rpg

TOP SUBS

G - Zach Graham (6-5, Fr.) 5.9 ppg, 2.7 rpg
 G - Trevor Gaskins (6-2, Fr.) 5.9 ppg, 1.5 rpg
 F - Jerme Parnell (6-8, Sr.) 3.7 ppg, 3.3 rpg

2008-09 (16-15)

G - Terrico White (6-5, Fr.) 13.7 ppg, 3.4 rpg
 G - David Huerstas (6-5, Jr.) 18.1 ppg, 4.5 rpg
 G - Zach Graham (6-5, So.) 8.5 ppg, 3.1 rpg
 F - Murphy Holloway (6-7, Fr.) 8.4 ppg, 6.6 rpg
 F - Malcolm White (6-9, So.) 7.2 ppg, 5.7 rpg
 *G - Chris Warren (5-10, So.) 19.6 ppg, 1.5 rpg
 *Started first 11 games of season before injured

TOP SUBS

F - Terrance Henry (6-9, Fr.) 4.2 ppg, 3.6 rpg
 F - DeAundre Cranston (6-9, Jr.) 3.1 ppg, 4.2 rpg
 G - Will Bogan (6-1, Fr.) 2.3 ppg, 0.8 rpg

2009-10 (24-11)

G - Chris Warren (5-10, Jr.) 17.2 ppg, 2.0 rpg
 G - Terrico White (6-5, So.) 15.1 ppg, 4.6 rpg
 G - Eniel Polynice (6-5, Jr.) 8.8 ppg, 4.1 rpg
 F - Murphy Holloway (6-7, So.) 10.1 ppg, 7.6 rpg
 F - DeAundre Cranston (6-9, Sr.) 3.5 ppg, 4.1 rpg

TOP SUBS

G - Zach Graham (6-6, Jr.) 9.2 ppg, 3.1 rpg
 F - Terrance Henry (6-9, So.) 6.4 ppg, 3.7 rpg
 F - Reginald Buckner (6-8, Fr.) 4.1 ppg, 4.5 rpg

2010-11 (20-14)

G - Chris Warren (5-10, Sr.) 19.1 ppg, 2.2 rpg
 G - Zach Graham (6-6, Sr.) 14.2 ppg, 4.5 rpg
 G - Nick Williams (6-4, So.) 6.2 ppg, 4.0 rpg
 F - Terrance Henry (6-9, Jr.) 9.7 ppg, 6.0 rpg
 F - Reginald Buckner (6-9, So.) 6.8 ppg, 6.4 rpg

TOP SUBS

G - Dundreco Nelson (5-11, Fr.) 7.2 ppg, 1.5 rpg
 G - Trevor Gaskins (6-2, Jr.) 6.1 ppg, 2.8 rpg
 F - Steadman Short (6-9, Jr.) 3.2 ppg, 3.8 rpg

2011-12 (20-14)

G - Jarvis Summers (6-4, Fr.) 10.4 ppg, 2.4 rpg
 G - Nick Williams (6-4, Jr.) 10.1 ppg, 3.4 rpg
 F - Terrance Henry (6-9, Sr.) 12.5 ppg, 4.3 rpg
 F - Murphy Holloway (6-7, Jr.) 11.2 ppg, 9.0 rpg
 F - Reginald Buckner (6-9, Jr.) 6.9 ppg, 8.1 rpg

TOP SUBS

G - LaDarius White (6-6, Fr.) 5.4 ppg, 1.7 rpg
 F - Demarco Cox (6-8, So.) 3.2 ppg, 2.9 rpg
 F - Aaron Jones (6-8, Fr.) 1.4 ppg, 1.9 rpg

2012-13 (27-9)

G - Jarvis Summers (6-3, So.) 9.1 ppg, 1.8 rpg
 G - Nick Williams (6-4, Sr.) 8.0 ppg, 1.8 rpg
 G - Marshall Henderson (6-2, Jr.) 20.1 ppg, 3.1 rpg
 F - Murphy Holloway (6-7, Sr.) 14.5 ppg, 9.7 rpg
 F - Reginald Buckner (6-9, Sr.) 9.4 ppg, 7.5 rpg

TOP SUBS

G - LaDarius White (6-6, So.) 6.4 ppg, 3.0 rpg
 G - Derrick Millingahus (5-10, Fr.) 5.3 ppg, 1.4 rpg
 F - Aaron Jones (6-8, So.) 3.5 ppg, 4.1 rpg

2013-14 (19-14)

G - Jarvis Summers (6-3, Jr.) 17.3 ppg, 1.9 rpg
 G - LaDarius White (6-6, Jr.) 7.1 ppg, 3.0 rpg
 G - Marshall Henderson (6-2, Sr.) 19.0 ppg, 1.9 rpg
 F - Aaron Jones (6-9, Jr.) 6.0 ppg, 6.6 rpg
 F - Sebastian Saiz (6-9, Fr.) 5.1 ppg, 5.6 rpg

TOP SUBS

F - Anthony Perez (6-9, So.) 7.1 ppg, 3.5 rpg
 G - Derrick Millingahus (5-10, So.) 6.6 ppg, 1.7 rpg
 G - Martavious Newby (6-2, So.) 3.2 ppg, 3.2 rpg

2014-15 (21-13)

G - Jarvis Summers (6-3, Sr.) 12.0 ppg, 1.8 rpg
 G - Martavious Newby (6-3, Jr.) 4.0 ppg, 5.4 rpg
 G - Stefan Moody (5-10, Jr.) 16.6 ppg, 3.4 rpg
 F - M.J. Rhett (6-9, Sr.) 7.4 ppg, 4.6 rpg
 F - Sebastian Saiz (6-9, So.) 7.6 ppg, 5.5 rpg

TOP SUBS

G - LaDarius White (6-6, Sr.) 11.1 ppg, 3.2 rpg
 C - Dwight Coleby (6-10, So.) 5.4 ppg, 4.8 rpg
 G - Terence Smith (6-3, Sr.) 3.9 ppg, 1.2 rpg

2015-16 (20-12)

G - Stefan Moody (5-10, Sr.) 23.6 ppg, 3.2 rpg
 G - Martavious Newby (6-3, Sr.) 4.9 ppg, 5.4 rpg
 G - Rasheed Brooks (6-5, Jr.) 8.3 ppg, 3.3 rpg
 F - Tomasz Gielo (6-9, Sr.) 9.9 ppg, 4.3 rpg
 F - Sebastian Saiz (6-9, Jr.) 11.7 ppg, 8.7 rpg

TOP SUBS

F - Anthony Perez (6-9, Sr.) 7.0 ppg, 4.1 rpg
 F - Marcanvis Hymon (6-7, So.) 6.1 ppg, 5.2 rpg
 G - Donte Fitzpatrick-Dorsey (6-5, Fr.) 3.7 ppg, 1.2 rpg

2016-17 (22-14)

G - Breein Tyree (6-2, Fr.) 7.3 ppg, 1.9 apg
 G - Deandre Burnett (6-2, Jr.) 16.5 ppg, 2.1 rpg
 G - Terence Davis (6-4, So.) 14.9 ppg, 5.3 rpg
 F - Marcanvis Hymon (6-7, Jr.) 3.5 ppg, 5.0 rpg
 F - Sebastian Saiz (6-9, Sr.) 15.1 ppg, 11.4 rpg

TOP SUBS

F - Justas Furmanavicius (6-7, Jr.) 6.3 ppg, 5.0 rpg
 G - Culen Neal (6-4, Jr.) 9.4 ppg, 1.7 rpg
 G - Rasheed Brooks (6-5, Sr.) 6.4 ppg, 2.6 rpg

2017-18 (12-20)

G - Breein Tyree (6-2, So.) 10.8 ppg, 2.8 apg
 G - Markel Crawford (6-4, Jr.) 9.2 ppg, 1.2 spg
 G - Terence Davis (6-4, Jr.) 13.8 ppg, 6.2 rpg
 F - Marcanvis Hymon (6-7, Sr.) 4.4 ppg, 5.0 rpg
 F - Bruce Stevens (6-8, Jr.) 10.8 ppg, 5.3 rpg

TOP SUBS

G - Deandre Burnett (6-2, Sr.) 13.5 ppg, 3.9 apg
 G - Devontae Shuler (6-2, Fr.) 6.0 ppg, 1.0 spg
 F - Justas Furmanavicius (6-7, Sr.) 3.2 ppg, 3.0 rpg
 C - Dominik Olejniczak (7-0, So.) 4.3 ppg, 2.6 rpg

2018-19 (20-13)

G - Devontae Shuler (6-2, So.) 10.3 ppg, 1.7 spg
 G - Breein Tyree (6-2, Jr.) 17.9 ppg, 2.8 apg
 G - Terence Davis (6-4, Sr.) 15.1 ppg, 5.8 rpg
 G/F - Blake Hinson (6-7, Fr.) 8.3 ppg, 2.9 rpg
 C - Dominik Olejniczak (7-0, Jr.) 5.3 ppg, 3.0 rpg

TOP SUBS

F - Bruce Stevens (6-8, Sr.) 8.5 ppg, 4.4 rpg
 F - KJ Buffen (6-7, Fr.) 6.0 ppg, 4.4 rpg
 G - D.C. Davis (5-11, Sr.) 2.2 ppg, 1.5 rpg

2019-20 (15-17)

G - Devontae Shuler (6-2, Jr.) 11.7 ppg, 1.7 spg
 G - Breein Tyree (6-2, Sr.) 19.7 ppg, 2.5 apg
 G/F - Blake Hinson (6-7, So.) 10.1 ppg, 4.6 rpg
 F - KJ Buffen (6-7, So.) 10.1 ppg, 6.1 rpg
 F - Khadim Sy (6-10, Jr.) 9.0 ppg, 5.5 rpg

TOP SUBS

G/F - Luis Rodriguez (6-6, So.) 5.8 ppg, 5.2 rpg
 G - Bryce Williams (6-2, Jr.) 3.1 ppg, 0.6 spg
 G - Austin Crowley (6-5, Fr.) 2.8 ppg, 1.7 apg

2020-21 (16-12)

G - Devontae Shuler (6-2, Sr.) 15.3 ppg, 3.3 apg
 G - Jarkel Joiner (6-1, Jr.) 12.0 ppg, 1.1 spg
 G/F - Luis Rodriguez (6-6, So.) 7.6 ppg, 6.3 rpg
 F - KJ Buffen (6-7, Jr.) 8.4 ppg, 4.5 rpg
 F - Romello White (6-8, Jr.) 11.4 ppg, 6.0 rpg

TOP SUBS

G - Matthew Murrell (6-4, Fr.) 4.2 ppg, 2.0 rpg
 F - Robert Allen (6-8, Jr.) 3.6 ppg, 3.2 rpg
 G - Austin Crowley (6-5, So.) 2.4 ppg, 1.5 rpg

2021-22 (13-19)

G - Jarkel Joiner (6-1, Sr.*) 13.2 ppg,
 G - Matthew Murrell (6-4, So.), 12.1 ppg, 3.0 rpg
 G/F - Luis Rodriguez (6-6, Jr.), 6.6 ppg, 5.5 rpg
 F - Jaemyn Brakefield (6-8, So.), 7.7 ppg, 4.2 rpg
 C - Nysier Brooks (7-0, Sr.), 9.8 ppg, 7.3 rpg

TOP SUBS

G - Daeshun Ruffin (5-9, Fr.) 12.6 ppg, 3.4 apg
 G - Tye Fagan (6-3, Sr.*) 7.1 ppg, 3.0 rpg
 G - Austin Crowley (6-5, Jr.) 4.9 ppg, 1.7 rpg

2022-23 (12-21)

G - Amaree Abram (6-4, Fr.), 8.0 ppg, 2.0 apg
 G - Matthew Murrell (6-4, Jr.), 14.4 ppg, 3.5 rpg
 G/F - Myles Burns (6-6, Sr.), 8.0 ppg, 5.9 rpg
 F - Jaemyn Brakefield (6-8, Jr.), 11.1 ppg, 5.7 rpg
 C - Jayveon McKinnis (6-7, Sr.), 4.6 ppg, 3.7 rpg

TOP SUBS

G - Daeshun Ruffin (5-9, So.) 9.5 ppg, 3.2 apg
 G - TJ Caldwell (6-4, Fr.) 4.7 ppg, 1.6 rpg
 F - Robert Allen (6-8, Sr.) 4.4 ppg, 3.4 rpg

ALL-TIME LETTERMEN

— A —

Abernathy, Lewis McLaurine (Dugan), 1952-53-54
 Abernethy, Todd, G, 2004-05co-c, 06co-c, 07co-c
 Abram, Amaree, G, 2023
 Actwood, Walter, F, 1974-75-76, 77c
 Agee, Sam, F, 2004
 Ainsworth, Sterling, C, 1960-61-62
 Akwuba, Theo, F, 2023
 Aldridge, Scott, mgr., 1997-98-99-2000
 Aldy, Ronnie, G, 1967-68
 Allen, Bo, F, 1988
 Allen, Derrick, F, 2002-03c
 Allen, Robert, F, 2021-22-23c
 Anderson, Jimmie Hall, G-C, 1934
 Aniefiok, Maurice, G, 2012
 Atherton, Jim Tom, G, 1957-58-59
 Atkins, Hunter, G, 1989
 Austin, L.F., 1911
 Austin, Oliver, F, 1909-10; 1912
 Avery, Jack, F, 1931
 Ayers, Joe, F, 1984-85-86-87

— B —

Bailey, James, F, 1990-91-92c
 Bailey, Robert W., 1913
 Baird, Gaylon, C, 1970-71
 Ball, Alex, mgr., 2023
 Ball, Coolidge, F, 1972-73-74c
 Ball, John H., F, 1914
 Barkley, Thomas, G, 1924
 Barksdale, Jack, G, 1955
 Barnes, Chuck, G, 1990
 Barnes, Roderick, G, 1985-86-87-88
 Barrett, Chris, G, 1978-79-80-81
 Beddenfield, Marcus, G, 1933
 Below, Lane, G, 2017-18
 Benson, Kim, C, 1978
 Berry, George, 1931
 Berryhill, Herman E., C, 1933-34
 Billips, John, G-F, 1976-77
 Bishop, Smith, F, 1915
 Blackledge, W.T., C, 1947-48
 Blackwell, Ance, G, 1939-40
 Bobe, James, F, 1964-65
 Bogan, Will, G, 2009; 2011
 Bogen, Edward J. (Josh), mgr., 1929
 Bolton, Bill, C, 1961-62-63
 Boone, Anthony, F, 1995-96-97-98
 Boone, Michael, F, 1997-98
 Boucher, Duaine, F, 1970-71-72c
 Boutwell, George, G, 1929-30-31
 Brackeen, Denver, C, 1954-55
 Bradley, Kimble, G, 1938-39
 Brakefield, Jaemyn, F, 2022-23c
 Branham, Alfred, F, 1917
 Brawner, Jerry, C, 1967-68-69
 Breland, R.Q., F, 1923-24
 Brent, Charlton, G, 1930



Point guard Todd Abernethy was a three-time team captain in 2005, 2006 and 2007.

Bridges, Roy, G, 1917
 Brim, Cedric, G, 1992-93-94-95c
 Brinson, Alonzo, G, 1926-27
 Britt, Alvin, G-F, 1932-33-34
 Britt, Howard, 1936
 Brooks, Nysier, C, 2022
 Brooks, Rasheed, G, 2016-17
 Brown, Bryan, G, 2003
 Brown, Carter, F, 1957-58
 Brown, Darrian, G, 1999-2000
 Brown, Kiah, G, 2007
 Brown, Ryan, G, 2008-09
 Bruce, Johnny, F, 1945-46
 Brutus, Terry, F, 2013-15
 Bryson, Cecil, G, 1925-26-27
 Buchanan, Oscar, F, 1943
 Buckner, George, F, 1982-83
 Buckner, Reginald, F, 2010-11-12-13
 Buffen, KJ, F, 2019-20-21
 Burhorn, Chuck, F, 1966-67
 Burke, Webster, G, 1925-26-27
 Burks, Anthony, F/C, 1997
 Burnett, Deandre, G, 2017-18
 Burnett, Loren, G, 1941
 Burns, Myles, G, 2023
 Burnside, Andre, F, 1995
 Busby, Ray, G, 1948-49
 Butler, Robert, G, 1994-95
 Butler, Tom, C-F, 1968-69-70
 Bynum, Jerry, G, 1953-54-55-56

— C —

Cahall, Billy, G, 1911-12
 Caldwell, Danny, G, 1961
 Caldwell, Jeff, mgr., 1991-92
 Caldwell, TJ, G, 2023
 Cantinol, Kevin, F, 2009
 Cantrell, Jon, F, 1996-97-98
 Capers, Jamie, mgr., 1995-96-97-98
 Capello, Harry, 1940
 Carlson, Cully, G-F, 1936-37
 Carpenter, Hunter, G, 1996-97-98-99co-c
 Carter, Keith, G, 1996-97-98-99co-c
 Chamblee, Rodney, C, 1967-68-69
 Chandler, Lane T., 1912-14
 Childers, Jimmy, C, 1950-51-52
 Childs, Marlon, F, 1995-96
 Clark, Carlos, G, 1980-81-82-83
 Clay, George, C, 1936-37-38
 Coddington, Jake, F, 2016
 Coghlan, Ken, G, 1982-83-84
 Coleby, Dwight, C, 2014-15
 Coleman, Joe, G, 1985-86
 Coleman, Ron, G, 1968-69-70
 Collum, Antavion, F, 2020-21
 Cook, Marion (Rabbit), G, 1947-48-49-50
 Cox, Demarco, C, 2011-12-13-14
 Cox, Fred, C, 1972-73-74
 Cranston, DeAundre, F, 2009-10
 Crawford, Eddie, F, 1955
 Crawford, Markel, G, 2018
 Crowley, Austin, G, 2020-21-22
 Curry, Carlos, F, 2020
 Curtis, Chester, F, 1933-34-35
 Curtis, Corwin, mgr., 1996-97; 1999
 Curtis, Dwayne, C, 2006co-c, 07-08
 Cutrer, Louis, G, 1925-26

— D —

Darby, Joezon, G, 1996-97-98
 Davidson, Ron, C-F, 1962-63-64
 Davidson, J.W. (Wobble), G, 1940, 42
 Davis, D.C., G, 2018-19
 Davis, Monte, F, 1942
 Davis, Paul, G, 1943
 Davis, Ronnie, G, 1976
 Davis, Stephen, F, 1991
 Davis, Terence, G, 2016-17-18-19
 Dean, David, C, 1993-94
 Dean, Joe, F, 1965

Dowell, Cecil, G, 1980-81, 83-84
 Downing, Dave, F, 1973
 Doyle, L.A., C, 1919
 Doyne, Bam, G, 2004-05-06-07co-c
 Drum, Rob, F, 1981
 Dunn, Eddie, G, 1964-65-66
 Dunn, Geoff, mgr., 1994-95-96
 Dupoy, Jim, F, 1949

— E —

Eddie, Patrick, F, 1990-91
 Eddie, Tommie, F, 2004-05
 Edmonds, El, F-G, 1961-62-63
 Edmonds, Mel, G, 1961-62-63
 Egger, Burnell, C, 1939c
 Emanuel, Elijah, G-F, 1976-77
 Engstrom, John, C, 1999-2000-01
 Enright, Jack, G, 1946
 Escobar, J.T., 2016
 Estes, Ronald, C, 1953
 Evans, Jarrell, F, 1993-94
 Evans, Joseph P., 1918
 Ewin, Malique, F, 2023

— F —

Fagan, Tye, G, 2022-23
 Farese, Steve, F, 1969-71
 Farley, Tommy, G, 1961-62
 Farmer, Wm. Ernest, G, 1931
 Farr, Jim, F-C, 1970-71-72
 Favre, Elkin (Spider), F-C, 1938
 Field, Richard J., F, 1916-17
 Finley, Sam, G, 2016
 Fitzgerald, Edmond, G, 1992-93-94
 Fitzpatrick-Dorsey, Donte, G, 2016-17
 Flack, Jackie, F, 1941
 Flanigan, Jason, G, 1998-99-2000-01c
 Flemister, Dondi, G, 1991-92-93
 Fletcher, Bob, C, 1949
 Fletcher, Spence, trn., 1990, 1993-94
 Flowers, Graydon, C, 1921-22-23
 Foose, Sam Jr., F, 1936
 Ford, Gordon, mgr., 1984
 Ford, Joe W., F, 1920-21
 Ford, Wm Gobel, F, 1920-21-22
 Fox, Kendrick, F/G, 2002-03-04-05co-c
 Fuller, Donny, mgr., 1978
 Fulton, Charles W., 1916
 Furmanavicius, Justas, F, 2017-18

— G —

Gaddis, Jack T., G, 1914
 Galey, Charles (Red), G, 1946
 Garner, Carlton, F, 1956-57-58
 Cox, Demarco, C, 2011-12-13-14
 Garretts, Troy, G, 1990
 Gaskins, Trevor, G, 2008; 2010-11
 Gibbon, Joe, F, 1954-55-56-57
 Gielo, Tomasz, F, 2016
 Gillom, George, F, 1975-77
 Gladding, Chick, 1940
 Glass, Ed, G, 2004-05
 Glass, Gerald, F, 1989-90c
 Goldman, Olando Adams, F, 1943
 Goodwin, Arthur, F, 1941
 Goolsby, L.J., G, 1994-95
 Graeber, Charles L., C, 1930-31c
 Graehler, Al, G, 1950-51-52
 Graham, B.L., F, 1936-37-38c
 Graham, Hardy, F, 1962-63
 Graham, Zach, G, 2008-09-10-11
 Grant, Roy G., C, 1915-16-17
 Graves, Jimmie, C, 1957
 Green, James, G, 1980-81-82
 Greenwich, Harley, G, 1941
 Griffin, Louis, C-F, 1958-59-60
 Grissom, Mitch, 1936
 Guider, Ben A., F, 1931
 Gunn, Danny, G, 1971-72-73c

Gunn, John, F, 2000-01; 2003

— H —

Halford, Michael, G, 2010
 Hall, Parker, G, 1938
 Halums, Brian, G, 2019
 Hamilton, Richard, F, 1979
 Hamley, Doug, F, 1943
 Hampton, Trey, F, 2006-07
 Hansbro, Xavier, F, 2006-07
 Haralson, M. Flint, 1913
 Hardin, Wesley, C, 1992
 Hardy, Greg, F, 2007
 Harper, Aaron, F/G, 2001-02-03-04co-c
 Harper, Alfred Y., F, 1921
 Harris, Dustin, mgr., 2002
 Harris, Eugene, F, 1976-77co-c
 Harrison, Jason, G, 1999-2000-01-02
 Harvell, Joe, F, 1990-91-92-93
 Harvey, Randy, 1966
 Hatch, Garnie, G, 1958-59
 Hawthorn, 1931
 Haxton, Richard Kenneth, 1910-11; 1913c
 Hayes, Josh, F/G, 2001
 Haynes, Kirk, G, 1931-32-33c
 Hazel, Homer, F, 1940; 1942
 Hazel, Larry, 1942
 Henderson, Louis, C, 1919-20-21c
 Henderson, Marshall, G, 2013-14
 Henry, Terrance, F, 2009-10-11-12
 Henson, Ed, G, 1942-43c
 Herbert, Addison, mgr., 2018
 Herrington, Bart, G, 1932-33-34
 Herrington, H.L. G, 1922-23
 Hewgley, Joe, 1953
 Hicks, Marcus, F, 1999-2000
 Hilbun, Ben, G, 1915
 Hinson, Blake, G/F, 2019-20
 Hoff, Arthur S., F, 1924-25
 Holder, George Ernest, G, 1923-24
 Holladay, Walter, G, 1915-16-17
 Holloway, Murphy, F, 2009-10; 12-13
 Holmes, Jason, G, 2000-01
 Holtz, Shaun, F, 2003
 Hopkins, Oliver Houston, 1931
 Horn, Eric, F, 2018
 Horne, A.G., G, 1945
 Horne, Derek, F, 1983-84-85-86c
 Horner, Ed, mgr., 1943
 Hovious, Brad, G, 1966
 Hovious, Junie, G, 1940-41-42
 Howell Sr., Jamie W., G, 1959-60
 Hudson, Dean, G, 1973-74
 Hudspeth, James W., F, 1930
 Huertas, David, G, 2008-09
 Huffstatler, Charles, F, 1964-65
 Hume, Leland, 1917
 Hunter, Sammy, F, 2020-21-22
 Hymon, Marcanvis, F, 2015-16-17-18

— I —

Inman, Wayland, C-F, 1955-56-57
 Ivy, James, F, 1979-80
 Izard, Billie, G, 1924-25

— J —

Jackson, Henry, G, 1976-77-78-79
 Jackson, John, F, 1995-96c
 Jackson, Lonnie, F, 2004-05
 Jackson, Robert C., G, 1930
 Jarvis, Cob, F-G, 1952-53-54
 Jenkins, Donald, G, 1992
 Jennings, John B. (Red), G, 1946
 Joesaar, Janari, G, 2014
 Johnigan, Fred, G-F, 1994-95c
 Johnson, David, G, 1994-95c
 Johnson, Earl, F, 1923-24; 26
 Johnson, Justin, G, 2002-03-04-05
 Johnson, Robert, C, 1923-24-25-26
 Johnson, Walter, F, 1952
 Johnston, Harry, F, 1963



2001 All-America forward Rahim Lockhart was part of the winningest senior class in school history.

Joiner, Jarkel, G, 2021-22
 Jones, Aaron, F, 2012-13-14-15
 Jones, Cecil, G, 1969-70-71
 Jones, Greg, F, 1988-89-90-91
 Jones, Quitman, F, 1914-15c
 Jones, Rodney, G, 2007-08
 Jordan, Charlie, F, 1967-68-69
 Jordan, Dan, F, 1958; 1960 mgr.
 Jordan, Terry L., 1970
 Jordan, Tom, G, 1972-73-74
 Jordan, Walsh, G, 1994
 Jumper, Tim, G, 1988-89-90-91c

— K —

Keller, Irving, F, 1938-39-40
 Kelly, Harold, F, 1947-48
 Kessinger, Don, G, 1962-63-64
 Kessinger, Keith, G, 1986-87
 Kinard, Frank M. (Bruiser), G, 1936-37-38
 Kincade, Robert, G, 1936-37-38
 Kincheon, Sylvester, C, 1984
 King, Garrett, mgr., 2023
 King, John, 1958-59-60
 Kirklain, Richard, F, 2000-01-02
 Kirkpatrick, Carroll, mgr., 1983
 Kirshenbaum, Sam, mgr., 2018
 Klein, Jeff, C, 1976
 Knox, Ike C., C, 1909
 Korff, Louis, 1951
 Kortz, Otho, 1949
 Kortz, Tommy, 1954-55
 Kreilein, Robert, F, 1963-64-65
 Krell, Doug, F, 1945
 Kyles, Joe, G, 1975-76-77-78

— L —

Laird, Andre, G, 1984-85
 Laird, Dewitt, G, 1928-29c
 Laird, Eric, G, 1982-83-84-85
 Landrum, Nick, mgr., 2023
 Landtrip, D.B., F, 1919c
 Lawrence, Roderick, G, 2015
 Lee, Alonzo, G, 1909-10c, 1911
 Lee, Robert, C, 1927-28c
 Lee, William Curtis, G, 1925
 Leonard, Taylor, 1936
 Lester, Drane, F, 1919-20
 Leyden, Tom, G, 1935; 1937
 Liddell, Samuel H., F, 1909c
 Lindsey, Ken, G, 1952-53
 Lindsey, Wade, G, 1956-57
 List, Henry C. (Hank), 1970
 Lockhart, Rahim, F, 1998-99-2000-01c
 Loe, Jonathan, G, 2003
 Long, Harry Metcalfe, F, 1912
 Luhtanen, Juha, G, 1991-92-93
 Lusk, Glenn, G, 1964; 1966

— M —

Mabry, Edward, C, 1929-30c
 Mahoney, Bob, G, 1973-74-75c
 Malcom, Stanley, G, 1979
 Mann, Jack, G, 1947-48-49
 Marshall, Jack, F, 1946-47-48-49-50c
 Martin, Geoffrey, mgr., 2012
 Martin, Jerron, G, 2014
 Martin, W.T., F, 1910-11
 Martindale, Larry, 1966-67-68
 Matthews, John G, 1989-90-91
 May, William R., 1918
 Mayers, Alonzo G., 1917
 Mballa, Josh, F, 2023
 McBride, John, G, 2020-21-22
 McCain, Bob, G, 1943
 McCall, E.F., G, 1913-14-15-16c
 McCarley, Bobby, F, 1961-62
 McCartney, Tom, mgr., 1975
 McClury, Monroe, C, 1910
 McDaniels, B.O., G, 1919-20
 McDonald, Sylvester, F, 1912
 McElroy, Hubert S., 1918
 McKay, Conner, G, 2020
 McKinnis, Jayveous, F, 2023
 McMullen, M.C., 1945; 1947-48-49c
 Meibers, Matt, F, 1973-74
 Meggins, Richard, F, 1965
 Mehrtens, Cliff, 1951-52
 Mehrtens, Cliff, G, 1973-74
 Meibers, Matt, 1973-74-75
 Michaels, Keith, F, 1973-74-75
 Midlick, David, G, 1989-90-91
 Millender, David, mgr., 1981-82-83-84
 Miller, Dick, F, 1942
 Miller, Eddie, G, 1967-68
 Miller Jr., Franco, G, 2020
 Miller, James, C, 1955-56-57
 Miller, Norman, F-C, 1978, 80-81
 Miller, Ronnie, F, 1987-88
 Millinghaus, Derrick, G, 2013
 Mitchell, Steve Franks, F, 1910-11
 Mock, Lafayette Engle, G, 1915
 Montgomery, J. (Johnnie), F, 1921-22-23-24
 Montgomery, G, 1932-33-34
 Moody, Stefan, G, 2015-16
 Moore, Bucky, 1930-31
 Moore, H.W., G, 1910-11
 Moore, Jeffrey, trn., 1995-96
 Moore, Marvin, F, 2004-05
 Moran, Jim, C, 1967
 Morgano, Antonio, G, 2018-19
 Morris, L.B., G, 1919-20c
 Morris, Nate, C, 2017
 Morton, Oliver, F, 1997
 Murphy, George James, G, 1946
 Murphy, Sean, C, 1988-89-90-91
 Murray, Harvey, F, 1975-76
 Murrell, Matthew, G, 2021-22-23c
 Muse, Bill, G, 1976
 Myers, L.D., 1913

— N —

Naylor, Zach, F, 2019
 Neal, Cullen, G, 2017
 Nelson, Dundrecois, G, 2011
 Neumann, Johnny, 1971
 Nevol Jon, mgr., 2012
 Newby, Martavious, G, 2013-14-15-16
 Nolen, Londrick, F, 2005-06co-c
 Norman, Will, G, 2012-13
 Nunnery, Cavadas, G, 2002-03-04-05co-c

— O —

Ogden, James Nicholson, F, 1917
 Ogide, Andy, F, 2007
 Olejniczak, Dominik, C, 2018-19
 Oney, Chris, G, 1997
 Osso, Steve, G, 1976

— P —

Page, Forrest, G-F, 1943
 Palmer, Johnny, F-C, 1953-54
 Parker, Bill, 1949
 Parks, Quay, G-F, 1966-67
 Parnell, Jermey, F-C, 2005-06-07-08
 Partridge, John, C, 1964-65-66
 Partridge, Michael, F, 1982-83
 Pate, Grant, mgr., 1990
 Pate, Ward, mgr., 1991-92-93
 Patterson, Bob, C, 1977-78
 Patteron, Brandon, G, 2005-06
 Patton, Trey, mgr., 2018
 Paul, Mike, F, 1988-89
 Pearson, Trey, G, 2003
 Peel, Keith, F-C, 1991-92-93-94
 Peeper, Cade, G, 2013-14
 Peeples, Harold, 1939-40-41c
 Perez, Anthony, F, 2013-14-15-16
 Petty, John, mgr., 1939
 Phillips, Ary, G, 1927-28-29
 Phillips, Cary, G, 1927-28-29
 Pierce, Brad, G, 1982-83-84
 Poland, Bill, C, 1965-66-67
 Polynice, Eniel, G, 2007-08; 2010
 Poole, Barney, G, 1943
 Poole, Buster, F, 1935-36-37c
 Poole, Flemin, G, 1943
 Poole, Oliver, C, 1943
 Poole, Phillip, F, 1943
 Poole, Ray, G-C, 1942; 1946-47
 Poole, Will, G, 2008
 Powell, Matthew, mgr., 2018
 Powers, David N., 1909
 Pound, Robert, C, 1911-12-13-14c
 Prater, Charles, G, 1987-88
 Pruitt, Matt, G, 1999
 Puckett, Ernest F, 1909

— Q —

Quick, Dillard, F-C, 1992-93

— R —

Rape, Cy Amis, 1922
 Rape, Cyrus, F, 1920-21-22-23
 Rawlings, Buddy, F, 1971
 Ray, Bracken, mgr. 2018
 Reed, Justin, F, 2001-02-03-04co-c
 Reeves, R.B., F, 1948-49-50-51
 Reid, Russell, C-F, 1946-47
 Renfroe, Billy, G, 1951-52
 Renshaw, Paul, G, 1909-10
 Reynolds, Robert, C, 1916-17
 Rhett, M.J., F, 2015
 Rhodes, Chris, F, 2002-03-04-05
 Rhodes, David, G, 1971-72-73
 Rich, Bruce, G, 1970-71
 Richmann, Ivan, C, 1958-59-60c
 Riley, Bernard L., G, 1954-55
 Risley, Jason, mgr., 1992
 Ritchwood, Curtis, F, 1985-86c
 Ritter, Tony, mgr., 1980
 Robbins, Jim, G, 1965
 Robbins, Ken, 1951-52c
 Robertson, G.H., F, 1909
 Robinson, Bobby Wayne, F-G, 1956-57-58
 Robinson, Shon, F, 2021
 Robinson, Todd, C, 1985
 Rodgers, Rab, G-F, 1934-35-36
 Rodriguez, Luis, G, 2019-20-21-22
 Rogers, Johnnie, F, 1997-98
 Rosamond, Darrell, G, 1947-48-49
 Ross, Lock, C-F, 1969-70
 Ross, Ralph, F-G, 1951-52-53
 Royster, Don, F-C, 1984-85
 Ruffin, Daeshun, G, 2022-23
 Russell, Brian, mgr., 1993-94-95-96
 Russell, Earl Watkins, 1921
 Russell, Melanie, tnr., 1998
 Salmon, Farley, F, 1945-46
 Sanders, Clarence, G, 2006-07

— S —

Sanders, David, G, 2001-02-03
 Saiz, Sebastian, F, 2014-15-16-17
 Scales, Kelvin, F, 1992-93
 Schneller, Bill, F, 1939
 Schrader, Paul, F, 1946
 Schreiter, Spencer, G, 1964
 Schwartz, R., G, 1921-22-23-24
 Scott, Jarvelle, F, 2004
 Scruggs, Art, G, 1920-21-22c, 1923c
 Selby, Robert, F, 1927-28-29
 Sesay, Ansu, F, 1995-96-97-98
 Setser, Fred, G, 1967
 Shepherd, Dave, G, 1974-75
 Shields, Pete, G, 1911-12
 Short, Steadman, F, 2011-12
 Shoup, Lane, C, 1980-81-82
 Shuler, Devontae, G, 2018-19-20-21
 Shutt, R. Spence, 2002
 Silins, Karlis, F, 2017
 Simpson, George, C, 1930-31-32
 Simpson, Harry, C, 1940-41-42
 Sims, J.J., C-F, 1993-94-95
 Sims, Ronnie, C, 1986-87
 Slatten, Grant, G, 2022
 Smith, Brian, G, 2005-06-07-08
 Smith, Don, C, 1950-51
 Smith, David (Red), F, 1971-72-73
 Smith, Eric, F, 1986-87
 Smith, Jason, F, 1996-97-98-99co-c
 Smith, Mike, F, 2006
 Smith, Randall, mgr., 2000
 Smith, Terence, 2015
 Smith, W.C., 1922
 Smythe, Frank, F, 1913-14
 Spach, Patrick, G, 2006-07-08-09
 Spencer, Marcus, G, 1992-93
 Stafford, Elvin A. (Pete), 1945
 Stagg, Leonard, F, 1943
 Stanley, Bob, G, 1945
 Stanley, Fred, C, 1965
 Stenftenagel, Eddie, G, 1952-53-54
 Stenftenagel, Jerome (Dimp), F, 1951-52-53c
 Steinhart, Jack, G-F, 1963-64-65
 Stevens, Bruce, F, 2018-19
 Stevens, Dale, F, 1967-68
 Stevens, Joseph, 1935
 Stieg, Roger, C, 1980-81-82-83
 Stokes, Bill, G, 1955-56
 Strange, William (Earnest), F-C, 1930
 Strickland, Steve, F, 1971-72-73
 Stringfellow, Harold, F, 1948
 Stroud, John, F, 1977-78-79-80c
 Summers, Chester L., C, 1919-20
 Summers, Jarvis, G, 2012-13-14-15
 Swan, William Orr, G, 1919
 Swinney, C.P., 1940
 Swor, Zollie, F, 1932-33
 Sy, Khadim, F, 2020-21
 Sylve, Bernard, F, 1989

— T —

Tate, Hugh, C, 1946
 Taylor, Chris (CT), mgr., 2005
 Taylor, Syniker, G, 2000
 Terrell, Ray, F, 1941
 Terry, Robert Bracey, F, 1926
 Thames, William, 1935
 Thomas, Tim, C, 1979-80-81-82
 Thompson, Allen Cavett, F, 1927
 Thompson, Bob, G, 1925
 Townsend, Marshall, 1916
 Tranbarger, Bruce, F, 1984; 86-87
 Traxler, Ewart John, F, 1926
 Tucker, Innafus N., 1911-12
 Tuminello, Dominic, 1931
 Tuohy, Sean, G, 1979-80-81-82
 Turner, Elston, F, 1978-79-80-81c
 Turner, Greg, F, 1988-89
 Turner, John O., mgr., 1992
 Turner, Ken, F-G, 1967-68-69
 Tynes, Cliff, F, 1931-32c, 1933

Tyree, Breein, G, 2017-18-19-20
 Tyrtysnik, Ilya, G, 2018

— V —

Van Der Heijden, Eric, G, 2022
 Varallo, Angelo, 1943
 Varner, Jim, G, 1976-77
 Vaughn, Dimencio, G/F, 2021

— W —

Waddell, Ray, G, 2000
 Wade, Emmanuel, G, 2000-01-02-03
 Waggoner, Gene, G, 1972
 Wagster, Larry G, 1959-60-61
 Wakefield, Kyle, mgr., 2023
 Walker, Seth, mgr., 2002
 Walker, Joe, Sr., G, 1946
 Wall, Ronnie, F, 1966
 Walter, Byron S., C, 1911-12c
 Walton, C., 1911-12
 Ward, Charlie, G-F, 1968-69-70
 Ward, Edgar, F, 1988
 Ward, Jesse, F, 1938
 Warda, Tom, G-F, 1977-78
 Warren, Chris, G, 2008-09-10-11
 Washington, Tommy C, 1959; 1961
 Waters, Jack, F-G, 1959-60-61
 Watkins, Kevin, G, 1992-93
 Watson, 1931
 Watson, Terrence, F, 2008
 Weathers, Bill, F, 1947
 Wells, William G., 1924-25
 White, Bill, F, 1960-61-62
 White, James, G, 2022-23
 White, LaDarius, G, 2012-13-14-15
 White, Malcolm, F, 2008-09
 White, Michael, G, 1996-97-98-99co-c
 White, Romello, F, 2021
 White, Terrico, G, 2009-10
 Wilcher, Patrick, mgr., 2003-04
 Williams, Bill, G, 1938
 Williams, Bobby, G, 1956-57-58
 Williams, Bryce, G, 2020
 Williams, Donald, G, 2011
 Williams, Kenny, F, 2007-08
 Williams, LaTaryl, G, 1999-2000
 Williams, Mickey, G, 1966
 Williams, Nick, G, 2011-12-13
 Williams, Thomas, F, 1934-35
 Williams, Tommy, F, 1968-69
 Wilson, Donald Y., 1915
 Wilson, Marc, C, 1988-90-91
 Wilson, Ron, head mgr., 2001-02
 Wing, Albert, 1914, 1916-17c
 Winter, J. W., F, 1925-26-27
 Wood, Dan, G, 1941
 Woodward, Ray, F, 1943; 1946-47
 Wright, Herb, F, 1975-76
 Wright, John, G, 1946
 Wrobel, Derrick, mgr., 1998

— Y —

Yawn, Henry, 1918
 Yoder, Gary, G, 1974
 Young, Fred W., 1916
 Young, Marquis, C, 2006

ALL-TIME HEAD COACHES

Coach	Years	Wins	Losses	Pct
E.R. Hubbard (1911)	1	9	3	.750
B.Y. Walton (1912)	1	10	2	.833
C.R. "Dudy" Noble (1919)	1	0	3	.000
R.L. Sullivan (1920-25)	6	66	36	.647
Homer Hazel (1926-30)	5	54	32	.628
Ed Walker (1931-35)	5	36	46	.439
George Bohler (1936-38)	3	53	27	.663
Frank Johnson (1939)	1	10	16	.385
Charles Jaskwhich (1940-42)	3	15	43	.259
Edwin Hale (1943, 45)	2	23	18	.561
Buster Poole (1946)	1	8	11	.421
Jim Whatley (1947-49)	3	26	39	.400
B.L. "Country" Graham (1950-62)	13	144	168	.462
Eddie Crawford (1963-68)	6	46	97	.322

Coach	Years	Wins	Losses	Pct
Cob Jarvis (1969-76)	8	87	117	.426
Bob Weltlich (1977-82)	6	83	88	.485
Lee Hunt (1983-86)	4	50	66	.431
Ed Murphy (1987-92)	6	76	98	.437
Rob Evans (1993-98)	6	86	81	.515
Rod Barnes (1999-2006)	8	141	109	.564
Andy Kennedy (2007-2018)	12	245	156	.611
Tony Madlock (2018)^	1	1	4	.200
Kermit Davis (2019-23)	5	74	79	.484
Win Case (2023)^	1	2	3	.400
Chris Beard (2023-pres.)	0	0	0	.000
*Yrs. with no head coach (1909-1910, 1913-1917)	7	24	42	.364

^Served as interim head coach



E.R. Hubbard
1911



B.Y. Walton
1912



R.L. Sullivan
1920-1925



Homer Hazel
1926-1930



Ed Walker
1931-1935



George Bohler
1936-1938



Frank Johnson
1939



Charles Jaskwhich
1940-1942



Edwin Hale
1943, 1945



Buster Poole
1946



Jim Whatley
1947-1949



B.L. "Country" Graham
1950-1962



Eddie Crawford
1963-1968



Cob Jarvis
1969-1976



Bob Weltlich
1977-1982



Lee Hunt
1983-1986



Ed Murphy
1987-1992



Rob Evans
1993-1998



Rod Barnes
1999-2006



Andy Kennedy
2007-18



Kermit Davis
2019-2023



Chris Beard
2023-Present

ALL-TIME ASSISTANT COACHES

Abernethy, Todd	2014-18
Adams, Jimmy	1987-90
Alexander, Denny	1991-93
Anderson, Ronnie	1986
Armstrong, Bill	2012-17
Barnes, Doug	1992
Barnes, Rod	1994-98
Bolton, Bill	1969, 1975-76
Bowen, Jay	2004
Bozeman, Eric	1999-2005
Brent, Wayne	1999-2004
Case, Win	2019-Pres.
Dildy, Tracy	2005-06
Donewald Jr., Bob	2023-Pres.
Dukes, Marc	1999-2002
Flanigan, Wes	2023-Pres.
Hamilton, Ronnie	2019-22
Hanks, Mike	1977-81
Harrell, Maurice	1987-90
Hudson, Wendell	1984-85
Jackson, Pete	1978 (VA)
Jarvis, Cob	1967-68
Kirby, Robert	2022-23
Lockhart, Rahim	2018
Madlock, Tony	2014-18
McCammon, Bill	1983-85
Miller, Owen	2007-11
Moeller, Steve	1983-86
Morris, Brock	2022-23
O'Dowd, Dan	1994-98
Oran, Eddie	1977-82
Pate, Grant	2003-04, 2006
Peck, Paul	1991-92
Pennell, Russ	1993-98
Pinkins, Al	2012-14, 2023-Pres.
Prince, John	1981-82
Proctor, Joe	1986
Reed, Ron	1980-82
Ritter, John	1977-78
Robbins, Kenny	1969-74
Robinson, Ronnie	1979
Rouco, Sergio	2012-14
Smith, Dave	1974 (JV)
Smithmier, Lawrence	1987-91
Sutton, Sean	1993
Turner, Ken H.	1972-76
Turner, Ken	1983
Ward, Torrey	2007-11
Watkins, Levi	2019-22
White, Michael	2005-11

JV - Junior Varsity
VA - Volunteer Assistant



Rod Barnes (left) and Cob Jarvis boast the distinction of being promoted from assistant to head coach during their Ole Miss careers. They were both standout players on the court for the Rebels, as well.



Mike Hanks



John Prince



Sean Sutton



Tracy Dildy



Michael White



Wendell Hudson

Former Rebel assistants Mike Hanks, John Prince, Sean Sutton, Tracy Dildy, Michael White and Wendell Hudson all went on to become head coaches at the Division I level. Hanks was the head man at Samford (1981-84) and South Alabama (1984-87), Prince was head coach at Jackson State (1986-89), Sutton roamed the sidelines at Oklahoma State (2006-08), Hudson was head women's coach at Alabama (2008-13), Dildy was the head coach at Chicago State (2010-18), and White is in his second season at Georgia after stops at Florida and Louisiana Tech.

YEAR-BY-YEAR RECORDS

Season	Record	SEC Record	SEC Finish	Head Coach
1908-09	1-4			
1909-10	0-7			
1910-11	9-3			E.R. Hubbard
1911-12	10-2			B.Y. Walton
1912-13	0-7			
1913-14	8-7			
1914-15	0-3			
1915-16	4-7			
1916-17	11-7			
1917-18	NO GAMES SCHEDULED (World War I)			
1918-19	0-3			C.R. Noble
1919-20	9-4			R.L. Sullivan
1920-21	9-7			R.L. Sullivan
1921-22	7-4			R.L. Sullivan
1922-23	8-7#			R.L. Sullivan
1923-24	16-6#			R.L. Sullivan
1924-25	17-8#			R.L. Sullivan
1925-26	16-2#			Homer Hazel
1926-27	13-5#			Homer Hazel
1927-28	10-9#			Homer Hazel
1928-29	9-9#			Homer Hazel
1929-30	6-7#			Homer Hazel
1930-31	6-9#			Ed Walker
1931-32	9-6#			Ed Walker
1932-33	6-12	5-7	8th	Ed Walker
1933-34	7-9	2-8	11th	Ed Walker
1934-35	8-10	5-7	10th	Ed Walker
1935-36	11-9	7-5	8th	George Bohler
1936-37	20-6	7-3	3rd	George Bohler
1937-38	22-12	11-2	2nd	George Bohler
1938-39	10-16	4-10	12th	Frank Johnson
1939-40	9-10	3-8	11th	Charles Jaskwhich
1940-41	2-18	2-15	12th	Charles Jaskwhich
1941-42	4-15	3-12	12th	Charles Jaskwhich
1942-43	8-10	6-8	8th	Edwin Hale
1943-44	NO GAMES SCHEDULED (World War II)			
1944-45	15-8	3-1	3rd	Edwin Hale
1945-46	8-11	2-8	11th	Buster Poole
1946-47	7-14	2-11	11th	Jim Whatley
1947-48	11-12	5-9	10th	Jim Whatley
1948-49	8-13	4-12	11th	Jim Whatley
1949-50	8-17	4-13	12th	B.L. Graham
1950-51	12-12	5-9	10th	B.L. Graham
1951-52	15-11	8-6	5th	B.L. Graham
1952-53	14-11	5-8	7th	B.L. Graham
1953-54	12-12	7-7	6th	B.L. Graham
1954-55	8-15	5-9	9th	B.L. Graham
1955-56	10-13	4-10	10th	B.L. Graham
1956-57	9-12	4-10	10th	B.L. Graham
1957-58	12-12	6-8	8th	B.L. Graham
1958-59	7-17	1-13	12th	B.L. Graham
1959-60	15-9	8-6	4th	B.L. Graham
1960-61	10-14	5-9	9th	B.L. Graham
1961-62	12-13	5-9	9th	B.L. Graham
1962-63	7-17	4-10	10th	Eddie Crawford
1963-64	10-12	7-7	7th	Eddie Crawford
1964-65	4-21	1-15	11th	Eddie Crawford
1965-66	5-18	2-14	10th	Eddie Crawford
1966-67	13-12	7-11	7th	Eddie Crawford
1967-68	7-17	4-14	9th	Eddie Crawford
1968-69	10-14	7-11	7th	Cob Jarvis
1969-70	10-15	6-12	7th	Cob Jarvis
1970-71	11-15	6-12	8th	Cob Jarvis
1971-72	13-12	8-10	6th	Cob Jarvis
1972-73	14-12	8-10	6th	Cob Jarvis
1973-74	15-10	9-9	4th	Cob Jarvis
1974-75	8-18	4-14	9th	Cob Jarvis
1975-76	6-21	2-16	10th	Cob Jarvis

Season	Record	SEC Record	SEC Finish	Head Coach
1976-77	11-16	5-13	9th	Bob Weltlich
1977-78	10-17	5-13	10th	Bob Weltlich
1978-79	11-16	6-12	8th	Bob Weltlich
1979-80	17-13	9-9	5th	Bob Weltlich
1980-81	16-14	8-10	6th	Bob Weltlich
1981-82	18-12	11-7	4th	Bob Weltlich
1982-83	19-12	10-8	2nd	Lee Hunt
1983-84	8-20	3-15	10th	Lee Hunt
1984-85	11-17	5-13	9th	Lee Hunt
1985-86	12-17	4-14	9th	Lee Hunt
1986-87	15-14	8-10	6th	Ed Murphy
1987-88	13-16	6-12	8th	Ed Murphy
1988-89	15-15	8-10	6th	Ed Murphy
1989-90	13-17	8-10	5th	Ed Murphy
1990-91	9-19	3-15	8th	Ed Murphy
1991-92	11-17	4-12	5th-W	Ed Murphy
1992-93	10-18	4-12	6th-W	Rob Evans
1993-94	14-13	7-9	4th-W	Rob Evans
1994-95	8-19	3-13	6th-W	Rob Evans
1995-96	12-15	6-10	5th-W	Rob Evans
1996-97	20-9	11-5	1st-W	Rob Evans
1997-98	22-7	12-4	1st-W	Rob Evans
1998-99	20-13	8-8	3rd-W	Rod Barnes
1999-2000	19-14	5-11	5th-W	Rod Barnes
2000-01	27-8	11-5	1st-W	Rod Barnes
2001-02	20-11	9-7	3rd-W	Rod Barnes
2002-03	14-15	4-12	T5th-W	Rod Barnes
2003-04	13-15	5-11	T4th-W	Rod Barnes
2004-05	14-17	4-12	5th-W	Rod Barnes
2005-06	14-16	4-12	T5th-W	Rod Barnes
2006-07	21-13	8-8	T1st-W	Andy Kennedy
2007-08	24-11	7-9	3rd-W	Andy Kennedy
2008-09	16-15	7-9	T4th-W	Andy Kennedy
2009-10	24-11	9-7	T1st-W	Andy Kennedy
2010-11	20-14	7-9	T3rd-W	Andy Kennedy
2011-12	20-14	8-8	T6th	Andy Kennedy
2012-13	27-9	12-6	T2nd	Andy Kennedy
2013-14	19-14	9-9	T6th	Andy Kennedy
2014-15	21-13	11-7	T3rd	Andy Kennedy
2015-16	20-12	10-8	T6th	Andy Kennedy
2016-17	22-14	10-8	T5th	Andy Kennedy
2017-18	12-20	5-13	14th	Andy Kennedy
2018-19	20-13	10-8	T6th	Kermit Davis
2019-20	15-17	6-12	12th	Kermit Davis
2020-21	16-12	10-8	6th	Kermit Davis
2021-22	13-19	4-14	13th	Kermit Davis
2022-23	12-21	3-15	13th	Kermit Davis

Totals 1369-1384 545-880 (113 seasons)

— Ole Miss competed in the Southern Conference from 1922-1932

W — Southeastern Conference Western Division from 1992-2011

RECORD BY DECADES

Decade	No. of Years	Record	Pct.
1901-10	2	1-11	.083
1911-20	9	51-43	.543
1921-30	10	111-64	.634
1931-40	10	108-99	.522
1941-50	9	71-118	.376
1951-60	10	114-124	.479
1961-70	10	88-153	.365
1971-80	10	116-150	.436
1981-90	10	140-154	.476
1991-2000	10	145-144	.502
2001-10	10	187-132	.586
2011-20	10	181-123	.595
2021-Present	3	41-52	.441
Totals	113	1369-1384	.497

SINGLE SEASON TEAM RECORDS

MOST GAMES

1.	36	(2016-17)
	36	(2012-13)
3.	35	(2009-10)
	35	(2007-08)
	35	(2000-01)
6.	34	(2014-15)
	34	(2011-12)
	34	(2010-11)
	34	(1937-38)

MOST WINS

1.	27	(2012-13)
	27	(2000-01)
3.	24	(2009-10)
	24	(2007-08)
5.	22	(2016-17)
	22	(1997-98)
	22	(1937-38)
8.	21	(2006-07)
	21	(2014-15)
10.	20	(2018-19)
	20	(2015-16)
	20	(2011-12)
	20	(2010-11)
	20	(2001-02)
	20	(1998-99)

MOST SEC WINS

1.	12	(2012-13)
	12	(1997-98)
3.	11	(2014-15)
	11	(2000-01)
	11	(1996-97)
	11	(1937-38)

MOST LOSSES

1.	21	(2022-23)
	21	(1975-76)
	21	(1964-65)
4.	20	(2017-18)
	20	(1983-84)
6.	19	(2021-22)
	19	(1994-95)
	19	(1990-91)
	19	(1974-75)

MOST SEC LOSSES

1.	16	(1975-76)
2.	15	(2022-23)
	15	(1990-91)
	15	(1983-84)
	15	(1974-75)
6.	14	(2021-22)
	14	(1985-86)

MOST POINTS SCORED

1.	2,807	(2016-17)
2.	2,781	(2007-08)
3.	2,779	(2012-13)
4.	2,743	(2009-10)
5.	2,540	(1998-99)

HIGHEST SCORING AVERAGE

1.	90.8	(1970-71)
2.	81.6	(1974-75)
3.	80.5	(1997-98)
4.	80.5	(1991-92)
5.	80.0	(1971-72)

MOST FIELD GOALS MADE

1.	1,034	(2007-08)
2.	986	(2009-10)
3.	977	(2012-13)
4.	929	(2006-07)
5.	914	(2016-17)

MOST FIELD GOALS ATTEMPTED

1.	2,253	(2007-08)
2.	2,230	(2012-13)
3.	2,185	(2009-10)
4.	2,161	(2016-17)
5.	2,134	(1951-52)

BEST FIELD GOAL PERCENTAGE

1.	54.3	(1981-82)
2.	51.5	(1979-80)
3.	49.8	(1980-81)
4.	48.9	(1978-79)
5.	48.5	(1982-83)

MOST 3-POINT FIELD GOALS MADE

1.	286	(2009-10)
2.	283	(2016-17)
3.	273	(2007-08)
4.	272	(2018-19)
5.	260	(2010-11)

MOST 3-POINT FIELD GOALS ATTEMPTED

1.	814	(2016-17)
2.	796	(2009-10)
3.	788	(2017-18)
4.	761	(2013-14)
5.	760	(2018-19)

BEST 3-POINT FIELD GOAL PERCENTAGE

1.	39.7	(1989-90)
2.	38.1	(1995-96)
3.	38.0	(2001-02)
4.	37.8	(1991-92)
5.	37.8	(1986-87)

MOST FREE THROWS MADE

1.	587	(2012-13)
2.	561	(2015-16)
3.	559	(2014-15)
4.	552	(2013-14)
5.	545	(1970-71)

MOST FREE THROWS ATTEMPTED

1.	926	(2016-17)
2.	866	(2012-13)
3.	836	(1998-99)
4.	831	(1997-98)
5.	829	(2000-01)

BEST FREE THROW PERCENTAGE

1.	78.3	(2018-19)
2.	77.3	(2014-15)
3.	75.6	(2010-11)
4.	75.2	(2016-17)
	75.2	(1970-71)

MOST REBOUNDS

1.	1,423	(2016-17)
2.	1,421	(2007-08)
3.	1,400	(2012-13)
4.	1,377	(2009-10)
5.	1,299	(2011-12)

BEST REBOUNDING AVERAGE

1.	50.1	(1956-57)
2.	46.8	(1972-73)
3.	45.8	(1975-76)
4.	45.4	(1973-74)
5.	44.6	(1969-70)

MOST ASSISTS

1.	558	(2007-08)
2.	545	(1998-99)
3.	500	(2000-01)
4.	488	(1991-92)
5.	486	(2009-10)

MOST TURNOVERS

1.	546	(1999-2000)
2.	540	(1976-77)
3.	532	(1993-94)
4.	516	(2016-17)
5.	503	(1992-93)

MOST BLOCKED SHOTS

1.	185	(2012-13)
2.	184	(2009-10)
3.	182	(2013-14)
4.	180	(2010-11)
5.	178	(2011-12)

MOST STEALS

1.	326	(1998-99)
2.	297	(2012-13)
3.	285	(2000-01)
4.	270	(1988-89)
5.	259	(2009-10)

MOST PERSONAL FOULS

1.	719	(2000-01)
2.	703	(2016-17)
	703	(1999-2000)
4.	678	(1998-99)
5.	668	(2014-15)

SINGLE GAME TEAM RECORDS

MOST POINTS SCORED

- 118 vs. Union (12-10-53)
- 117 vs. Arkansas (12-10-73)
- 114 vs. Arkansas A&M (12-4-70)
- 113 vs. Southern Miss, 2OT (12-19-95)
- 113 vs. LSU, OT (3-4-89)
- 113 vs. LSU (1-30-71)
- 113 vs. Baylor (12-29-70)
- 113 vs. Howard (12-1-55)

MOST FIELD GOALS MADE

- 56 vs. Arkansas (12-10-73)
- 48 vs. Vanderbilt (12-22-70)
- 47 vs. Arkansas A&M (12-4-70)
- 46 vs. Florence State (12-15-52)
- 45 vs. LSU (1-30-71)
- 45 vs. NE Louisiana (12-1-70)
- 45 vs. Lipscomb (12-10-55)
- 45 vs. Union (12-10-53)

MOST FIELD GOALS ATTEMPTED

- 117 vs. Georgia (1-7-52)
- 112 vs. Mississippi College (12-3-51)
- 109 vs. Birmingham-Southern (1-5-52)
- 107 vs. Howard (12-1-55)
- 104 vs. LSU (3-8-75)

BEST FIELD GOAL PERCENTAGE

- 76.3 vs. Vanderbilt (1-5-83), 29-38 FG (SEC record for a league game)
- 72.9 vs. Mississippi State (2-16-80), 27-37 FG
- 68.9 vs. Mississippi State (1-23-82), 20-29 FG
- 67.7 vs. Centenary (12-19-2009), 42-62 FG
- 67.4 vs. LSU (2-24-82), 29-42 FG

MOST 3-POINT FIELD GOALS MADE

- 15 at Syracuse (3-18-2017)
- 15 vs. Oregon (12-8-2013)
- 14 vs. Middle Tennessee (12-14-2019)
- 14 vs. Texas A&M-Corpus Christi (12-19-2017)
- 14 at Missouri (2-3-2016)
- 14 vs. Missouri (2-8-2014)
- 14 vs. Arkansas (3-5-2011)
- 14 vs. Jacksonville State (12-29-2009)

MOST 3-POINT FIELD GOALS ATTEMPTED

- 35 vs. Oregon (12-8-2013)
- 35 vs. Mississippi State (1-13-2011)
- 34 vs. Alabama (3-10-2016)
- 34 vs. Troy State (12-18-2000)
- 33 at Auburn (2-13-2019)

BEST 3-POINT FIELD GOAL PERCENTAGE

- 100.0 vs. San Diego State (12-28-86), 4-4 FG
- 83.3 vs. SE Louisiana (12-7-87), 5-6 FG
- 75.0 vs. Mississippi State (2-14-87), 6-8 FG
- 72.7 vs. Tennessee (3-9-90), 8-11
- 70.0 vs. Lamar (12-4-93), 7-10 FG
- 70.0 vs. Georgia (12-22-89), 7-10 FG

MOST FREE THROWS MADE

- 41 vs. Vanderbilt (1-17-55)
- 40 vs. Tulane (2-26-55)
- 40 vs. Georgia Southern (11-16-2015)
- 39 vs. Vanderbilt (2-13-80)
- 39 vs. Eastern Kentucky (12-16-59)

MOST FREE THROWS ATTEMPTED

- 55 vs. Vanderbilt (2-13-80)
- 53 vs. Georgia Southern (11-16-15)
- 52 vs. Arkansas (1-9-99)
- 52 vs. Tulane (2-26-55)
- 51 vs. Southern Miss (12-19-95)
- 51 vs. Eastern Kentucky (12-16-55)

BEST FREE THROW PERCENTAGE

- (10-19 attempts)
- 100.0 vs. Auburn (1-15-22), 15-15 FT
 - 100.0 vs. Arkansas (1-26-22), 13-13 FT
 - 100.0 vs. Mississippi State (2-28-59), 10-10 FT
 - 94.7 vs. Texas A&M (2-6-19), 18-19 FT
 - 94.4 vs. Mississippi State (2-20-82), 17-18 FT

(20-29 attempts)

- 100.0 vs. South Alabama (11-18-2008), 22-22 FT
- 96.2 vs. Arkansas (1-11-2020), 25-26 FT
- 95.7 vs. Baylor (1-28-2017), 22-23 FT
- 95.7 vs. Murray State (11-17-2010), 22-23 FT

(30+ attempts)

- 89.2 vs. Alabama (2-6-82), 33-37 FT
- 88.6 vs. Georgia (2-16-57), 31-35 FT
- 87.8 vs. Texas (12-5-66), 36-41 FT

MOST REBOUNDS

- 84 vs. Indiana State-Evansville (12-1-75)
- 80 vs. Howard (12-2-57)
- 73 vs. SE Louisiana (12-2-58)
- 71 vs. Arkansas A&M (12-6-67)
- 69 vs. Arkansas A&M (12-4-71)

MOST ASSISTS

- 33 vs. Sam Houston State (12-30-89)
- 32 vs. Centenary (12-19-2009)
- 29 vs. UT-Martin (12-21-2004)
- 29 vs. Prairie View A&M (12-29-98)
- 28 vs. Houston Baptist (2-5-96)
- 28 vs. Lamar (12-4-93)

MOST BLOCKED SHOTS

- 13 vs. Bradley (12-19-2016)
- 13 vs. Loyola-New Orleans (12-1-93)
- 12 vs. Mississippi Valley State (12-10-2011)
- 12 vs. Arkansas (2-5-2011)
- 12 vs. Indiana (11-19-2009)
- 12 vs. Prairie View A&M (12-29-99)

MOST STEALS

- 24 vs. Christian Brothers (11-25-88)
- 22 vs. Prairie View A&M (11-30-91)
- 21 vs. Houston Baptist (2-5-96)
- 20 vs. Lipscomb (11-23-2012)
- 18 vs. Louisiana-Monroe (11-24-2007)
- 18 vs. Louisiana-Monroe (12-18-2004)
- 18 vs. LSU (2-27-99)
- 18 vs. NE Louisiana (12-2-98)
- 18 vs. Georgia (1-22-94)

MOST TURNOVERS

- 39 vs. Missouri-Western (11-29-75)
- 33 vs. Kentucky (1-24-77)
- 32 vs. McNeese State (12-31-94)
- 31 vs. Tennessee Tech (12-3-79)
- 30 vs. Ball State (12-6-97)
- 30 vs. Long Island (12-5-97)
- 30 vs. Arkansas (1-5-94)

MOST PERSONAL FOULS

- 38 vs. Kentucky (3-5-82)
- 35 vs. Kentucky (3-5-99)
- 35 vs. Florida (2-2-91)
- 34 Five Times



B.L. "Country" Graham's 1953-54 squad set a school record with 118 points vs. Union, which still stands as the most points in a game in program history.

100-POINT GAMES

1-2-52 Kentucky ^58-116 L	12-4-70 Arkansas A&M 114-86 W	12-4-78 Bowling Green 100-78 W	11-24-06 Nicholls 100-80 W
1-7-52 Georgia 103-52 W	12-12-70 Auburn 108-96 W	1-11-79 Miss. State (2ot) 92-101 L	11-16-07 Lamar 108-70 W
12-8-52 Arkansas St. 100-80 W	12-15-70 Southern Miss 109-100 W	11-25-88 Christian Brothers 101-60 W	11-27-07 Troy 102-76 W
12-15-52 Florence St. 111-92 W	12-19-70 Marshall 98-118 L	2-1-89 LSU 75-105 L	12-13-08 New Mexico 70-103 L
12-20-52 Arkansas 72-104 L	12-22-70 Vanderbilt 112-130 L	3-4-89 LSU (ot) %113-112 W	12-19-09 Centenary 108-64 W
12-10-53 Union *118-82 W	12-29-70 Baylor &113-132 L	1-24-90 Miss. State (4ot) 102-104 L	12-13-10 Miss. Valley St. 101-69 W
12-1-55 Howard 113-62 W	12-30-70 The Citadel 90-109 L	2-21-90 Georgia 83-107 L	12-30-10 Alcorn State 100-62 W
12-10-55 David Lipscomb 109-78 W	1-2-71 Kentucky 95-103 L	3-3-90 LSU 94-103 L	2-16-12 Vanderbilt 76-102 L
12-14-55 Howard 108-74 W	1-25-71 Florida 86-106 L	1-30-91 Georgia 62-117 L	11-22-13 Miss. Valley St. 111-82 W
1-30-56 Miss. State 79-100 L	1-30-71 LSU 113-90 W	11-30-91 Prairie View 101-50 W	12-8-13 Oregon 105-115 L
2-6-56 LSU 76-100 L	2-1-71 Alabama 91-101 L	12-19-91 Alcorn State 111-67 W	3-5-14 Arkansas 80-110 L
2-18-56 Georgia 105-65 W	2-6-71 Kentucky 86-121 L	1-18-92 Arkansas 93-114 L	12-16-17 Illinois State (ot) 97-101 L
2-22-57 Tulane 74-102 L	12-4-71 Arkansas A&M 107-60 W	2-25-92 LSU 69-100 L	Overall 100-point game record . . . 44-55
2-16-59 Florida (ot) 97-102 L	12-15-71 Southern Miss 107-92 W	2-29-92 Auburn 84-110 L	
2-3-62 Tulane 77-107 L	3-4-72 LSU 101-78 W	3-7-92 Arkansas 83-100 L	Key:
2-8-64 Kentucky 59-102 L	12-29-72 Texas A&M 83-100 L	12-3-92 Houston Baptist 103-61 W	^ Largest margin of defeat for Ole Miss in a 100-
1-9-65 Alabama 72-107 L	12-10-73 Arkansas 117-66 W	12-21-92 SW Louisiana 87-103 L	point contest; largest margin of defeat in Rebel history
1-23-65 Miss. State 72-101 L	12-28-73 Louisiana Tech 105-76 W	2-15-95 LSU 102-90 W	was an 84-18 setback to Miss. State in the
2-6-65 Kentucky 65-102 L	1-6-75 Auburn 86-104 L	12-19-95 Southern Miss (2ot) . 113-107 W	1913-14 season
1-8-66 Tennessee 55-102 L	1-11-75 Tennessee 82-102 L	2-5-96 Houston Baptist 106-63 W	* Most points scored by Ole Miss in a single game
1-10-66 Vanderbilt 58-106 L	1-27-75 Miss. State 80-100 L	12-5-97 Long Island 102-99 W	# First game in Tad Smith Coliseum
2-21-66 Kentucky #65-108 L	2-17-75 Kentucky 89-108 L	12-17-97 Belmont 100-59 W	& Most points by an Ole Miss opponent; most points
12-2-67 Miss. College 108-87 W	2-22-75 Florida 101-92 W	12-20-97 Prairie View 106-59 W	combined in a single game in Ole Miss history
2-26-68 Georgia 77-111 L	1-10-76 LSU 74-100 L	2-5-98 Arkansas 87-100 L	% Gerald Glass-Chris Jackson duel (Glass 53 points,
2-8-69 Kentucky 68-104 L	2-21-76 Tennessee 81-105 L	11-28-98 Austin Peay St. 105-62 W	Jackson 55)
1-31-70 LSU 86-109 L	3-8-76 Auburn 88-103 L	12-7-98 West Alabama 101-68 W	\$ School record for largest margin of victory
2-7-70 Kentucky 85-120 L	1-10-77 Alabama 88-101 L	12-29-98 Prairie View \$111-50 W	
2-28-70 LSU 90-103 L	1-24-77 Kentucky 73-100 L	3-3-2001 Alabama 105-71 W	
12-1-70 NE Louisiana 112-97 W	11-26-77 Notre Dame 62-111 L	11-26-05 Centenary 107-67 W	


LARGEST MARGIN OF VICTORY

	Date	Opponent	OM	Opp.	Margin
1.	12/29/1998	Prairie View A&M	111	50	61
2.	12/7/1950	Southwestern	89	30	59
T3.	1923-24	College Hill	56	2	54
T3.	1/26/1917	Union	70	16	54
5.	2/26/1945	Arkansas State	76	24	52
T6.	11/18/2000	Arkansas-Pine Bluff	98	47	51
T6.	11/30/1991	Prairie View A&M	101	50	51
T6.	12/10/1973	Arkansas	117	66	51
T6.	12/2/1957	Howard	97	46	51
T6.	12/1/1955	Howard	113	62	51
T6.	1/7/1952	Georgia	103	52	51
T6.	2/2/1937	Water Valley	83	32	51
13.	1/5/1952	Birmingham So.	92	42	50
14.	11/16/1998	Belmont	91	42	49
15.	2/12/1914	Meridian YMCA	68	20	48
T16.	12/22/2020	UT Martin	90	43	47
T16.	11/28/2001	Morris Brown	92	45	47
T16.	12/30/1997	Northwestern State	99	52	47
T16.	12/20/1997	Prarie View A&M	106	59	47
T20.	11/23/2012	Lipscomb	91	45	46
T20.	1/8/1932	Ecru	76	30	46
T20.	2/9/1911	Clark Memorial	53	7	46
T23.	11/24/1997	Ark. Pine Bluff	81	36	45
T23.	12/30/1995	Prairie View A&M	96	51	45
T23.	1/9/1937	Tupelo	64	19	45
T23.	2/16/1920	Millsaps	60	15	45

LARGEST MARGIN OF DEFEAT

	Date	Opponent	OM	Opp.	Margin
1.	2/26/1914	Miss. State	18	84	66
2.	1/2/1952	Kentucky	58	116	58
3.	1/30/1991	Georgia	62	117	55
4.	2/16/1949	Kentucky	31	85	54
T5.	11/19/2005	New Mexico	42	95	53
T5.	2/15/1947	Alabama	30	83	53
T5.	2/25/1914	Miss. State	15	68	53
8.	1/25/1913	Union	26	77	51
9.	11/26/1977	Notre Dame	62	111	49
10.	1/10/1966	Vanderbilt	58	106	48
T11.	2/17/1993	Florida	47	94	47
T11.	1/8/1966	Tennessee	55	102	47
T11.	2/3/1951	Kentucky	39	86	47
14.	2/8/1965	Tennessee	50	96	46
15.	2/16/2000	LSU	53	97	44
T16.	1/30/1967	Kentucky	53	96	43
T16.	2/21/1966	Kentucky	65	108	43
T16.	2/8/1964	Kentucky	59	102	43
T19.	1/14/1995	Miss. State	52	94	42
T19.	2/3/1968	Tennessee	46	88	42
T19.	1/27/1968	Tennessee	46	88	42
T22.	11/29/2019	Oklahoma State	37	78	41
T22.	2/14/1939	LSU	18	59	41
T24.	2/22/2006	Kentucky	40	80	40
T24.	2/15/1950	Kentucky	50	90	40
T24.	2/11/1949	Tulane	34	74	40
T24.	2/4/1915	Millsaps	20	60	40

2,000-POINT CLUB




1. JOHN STROUD		2,328		
YEAR	GAMES	PTS	AVG	
1976-77	26	376	14.5	
1977-78	27	488	18.1	
1978-79	27	709	26.3	
1979-80	30	755	25.2	
TOTALS	110	2328	21.2	

Stroud's 2,328 career points third in SEC history.



2. JOE HARVELL		2,078		
YEAR	GAMES	PTS	AVG	
1989-90	30	395	13.2	
1990-91	28	488	17.4	
1991-92	28	699	25.0	
1992-93	28	496	17.7	
TOTALS	114	2078	18.2	

Harvell's 2,078 career points 18th in SEC history.



3. CHRIS WARREN		2,021		
YEAR	GAMES	PTS	AVG	
2007-08	35	554	15.8	
2008-09	11	216	19.6	
2009-10	35	602	17.2	
2010-11	34	649	19.1	
TOTALS	115	2021	17.6	

1,000-POINT CLUB



4. CARLOS CLARK		1,822		
YEAR	GAMES	PTS	AVG	
1979-80	29	164	5.7	
1980-81	28	392	14.0	
1981-82	30	634	21.1	
1982-83	31	632	20.4	
TOTALS	118	1822	15.4	



8. KEITH CARTER		1,682		
YEAR	GAMES	PTS	AVG	
1995-96	27	372	13.8	
1996-97	28	340	12.1	
1997-98	29	428	14.8	
1998-99	33	542	16.4	
TOTALS	117	1682	14.3	



5. ELSTON TURNER		1,805		
YEAR	GAMES	PTS	AVG	
1977-78	27	269	9.9	
1978-79	27	430	15.9	
1979-80	30	508	16.9	
1980-81	29	598	20.6	
TOTALS	113	1805	15.9	



9. JARVIS SUMMERS		1,629		
YEAR	GAMES	PTS	AVG	
2011-12	34	354	10.4	
2012-13	34	309	9.1	
2013-14	33	570	17.3	
2014-15	33	396	12.0	
TOTALS	134	1629	12.2	



6. BREEIN TYREE		1,797		
YEAR	GAMES	PTS	AVG	
2016-17	34	249	7.3	
2007-18	33	347	10.8	
2018-19	33	591	17.9	
2019-20	31	610	19.7	
TOTALS	130	1797	13.8	



10. JOE GIBBON		1,601		
YEAR	GAMES	PTS	AVG	
1953-54	20	109	5.5	
1954-55	23	373	16.2	
1955-56	22	488	22.2	
1956-57	21	631	30.1	
TOTALS	86	1601	18.9	



7. JUSTIN REED		1,785		
YEAR	GAMES	PTS	AVG	
2000-01	35	385	11.0	
2001-02	31	453	14.6	
2002-03	28	430	15.4	
2003-04	28	517	18.5	
TOTALS	122	1785	14.6	



11. GERALD GLASS		1,564		
YEAR	GAMES	PTS	AVG	
1988-89	30	841	28.0	
1989-90	30	723	24.1	
TOTALS	60	1564	26.1	



12. DON KESSINGER		1,553	
YEAR	GAMES	PTS	AVG
1961-62	25	536	21.4
1962-63	23	501	21.8
1963-64	22	516	23.5
TOTALS	70	1553	22.2



20. DEVONTAE SHULER		1,319	
YEAR	GAMES	PTS	AVG
2017-18	32	193	6.0
2018-19	33	340	10.3
2019-20	32	374	11.7
2020-21	27	412	15.3
TOTALS	124	1319	10.6



13. TERENCE DAVIS		1,512	
YEAR	GAMES	PTS	AVG
2015-16	20	36	1.8
2016-17	36	535	14.9
2017-18	32	440	13.8
2018-19	33	501	15.2
TOTALS	121	1512	12.5



21. COB JARVIS		1,313	
YEAR	GAMES	PTS	AVG
1951-52	26	403	15.5
1952-53	24	557	23.2
1953-54	18	353	19.6
TOTALS	68	1313	19.3



14. AARON HARPER		1,505	
YEAR	GAMES	PTS	AVG
2000-01	35	321	9.2
2001-02	31	368	11.9
2002-03	29	354	12.2
2003-04	28	462	16.5
TOTALS	123	1505	12.2



22. STEFAN MOODY		1,294	
YEAR	GAMES	PTS	AVG
2014-15	34	563	16.6
2015-16	31	731	23.6
TOTALS	65	1294	19.9



15. MURPHY HOLLOWAY		1,476	
YEAR	GAMES	PTS	AVG
2008-09	31	261	8.4
2009-10	34	345	10.1
2011-12	31	348	11.2
2012-13	36	522	14.5
TOTALS	132	1476	11.2



23. MARSHALL HENDERSON		1,293	
YEAR	GAMES	PTS	AVG
2012-13	36	722	20.6
2013-14	30	571	19.3
TOTALS	66	1293	19.6



16. ANSU SESAY		1,428	
YEAR	GAMES	PTS	AVG
1994-95	27	195	7.2
1995-96	25	264	10.6
1996-97	29	429	14.8
1997-98	29	540	18.6
TOTALS	110	1428	13.0




24. JASON SMITH		1,286	
YEAR	GAMES	PTS	AVG
1995-96	27	248	9.2
1996-97	29	330	11.4
1997-98	29	283	9.8
1998-99	33	425	12.9
TOTALS	118	1286	10.9



17. ERIC LAIRD		1,421	
YEAR	GAMES	PTS	AVG
1981-82	30	239	7.9
1982-83	31	347	11.2
1983-84	28	488	17.3
1984-85	21	347	16.5
TOTALS	110	1421	12.9




25. ZACH GRAHAM		1,274	
YEAR	GAMES	PTS	AVG
2007-08	35	206	5.9
2008-09	31	264	8.5
2009-10	35	321	9.2
2010-11	34	483	14.2
TOTALS	135	1274	9.4




18. JACK WATERS		1,384	
YEAR	GAMES	PTS	AVG
1958-59	24	446	18.6
1959-60	24	469	19.5
1960-61	23	469	20.4
TOTALS	71	1384	19.5



26. SEBASTIAN SAIZ		1,273	
YEAR	GAMES	PTS	AVG
2013-14	33	168	5.1
2014-15	34	257	7.6
2015-16	26	305	11.7
2016-17	36	543	15.1
TOTALS	129	1273	9.9




19. TIM JUMPER		1,375	
YEAR	GAMES	PTS	AVG
1987-88	29	394	13.6
1988-89	22	277	12.6
1989-90	30	353	11.8
1990-91	28	351	12.5
TOTALS	109	1375	12.6



27. B.L. "COUNTRY" GRAHAM		1,259	
YEAR	GAMES	PTS	AVG
1935-36	18	262	14.6
1936-37	26	422	16.2
1937-38	32	575	17.4
TOTALS	76	1259	16.6



28. DWAYNE CURTIS				1,232
YEAR	GAMES	PTS	AVG	
2005-06	29	393	13.6	
2006-07	26	316	12.2	
2007-08	35	523	14.9	
TOTALS	90	1232	13.7	




35. FRED COX				1,105
YEAR	GAMES	PTS	AVG	
1971-72	25	401	16.0	
1972-73	26	370	14.2	
1973-74	25	334	13.4	
TOTALS	76	1105	14.5	




29. WALTER ACTWOOD				1,216
YEAR	GAMES	PTS	AVG	
1973-74	25	245	9.8	
1974-75	26	360	13.8	
1975-76	27	324	12.0	
1976-77	25	287	11.5	
TOTALS	103	1216	11.8	



36. TERRANCE HENRY				1,095
YEAR	GAMES	PTS	AVG	
2008-09	31	131	4.2	
2009-10	33	211	6.4	
2010-11	34	329	9.7	
2011-12	34	424	12.5	
TOTALS	132	1095	8.3	




30. ROD BARNES				1,201
YEAR	GAMES	PTS	AVG	
1984-85	16	17	1.1	
1985-86	29	297	10.2	
1986-87	29	336	11.6	
1987-88	29	551	19.0	
TOTALS	103	1201	11.7	



37. COOLIDGE BALL				1,072
YEAR	GAMES	PTS	AVG	
1971-72	25	421	16.8	
1972-73	26	357	13.7	
1973-74	25	294	11.8	
TOTALS	76	1072	14.1	



31. RAHIM LOCKHART				1,160
YEAR	GAMES	PTS	AVG	
1997-98	27	95	3.5	
1998-99	28	206	7.4	
1999-2000	33	403	12.2	
2000-01	35	456	13.0	
TOTALS	123	1160	9.4	



38. JASON HARRISON				1,066
YEAR	GAMES	PTS	AVG	
1998-99	33	208	6.3	
1999-00	33	311	9.4	
2000-01	35	247	7.1	
2001-02	31	300	9.7	
TOTALS	132	1066	8.1	



32. KEN TURNER				1,159
YEAR	GAMES	PTS	AVG	
1966-67	25	359	14.5	
1967-68	24	332	13.8	
1968-69	24	468	19.5	
TOTALS	73	1159	15.9	



39. RON COLEMAN				1,046
YEAR	GAMES	PTS	AVG	
1967-68	23	244	10.6	
1968-69	24	303	12.6	
1969-70	24	499	20.8	
TOTALS	71	1046	14.7	



33. JACK MARSHALL				1,137
YEAR	GAMES	PTS	AVG	
1945-46	17	162	10.6	
1946-47	19	133	7.0	
1947-48	23	280	12.2	
1948-49	21	283	13.5	
1949-50	25	279	11.2	
TOTALS	105	1137	10.8	



40. DENVER BRACKEEN				1,040
YEAR	GAMES	PTS	AVG	
1953-54	20	441	22.1	
1954-55	22	599	27.2	
TOTALS	42	1040	24.8	



34. JOE AYERS				1,130
YEAR	GAMES	PTS	AVG	
1983-84	27	150	5.6	
1984-85	27	338	12.5	
1985-86	29	244	8.4	
1986-87	29	398	13.7	
TOTALS	112	1130	10.1	



41. TODD ABERNETHY				1,036
YEAR	GAMES	PTS	AVG	
2003-04	28	150	5.4	
2004-05	31	256	8.3	
2005-06	30	259	8.6	
2006-07	33	371	11.2	
TOTALS	122	1036	8.5	

INDIVIDUAL RECORDS

* - Denotes SEC Record

POINTS SCORED

CAREER

- 2,328 John Stroud (110 games, 1977-80)
- 2,078 Joe Harvell (114 games, 1990-93)
- 2,021 Chris Warren (115 games, 2008-11)
- 1,822 Carlos Clark (118 games, 1980-83)
- 1,805 Elston Turner (113 games, 1978-81)
- 1,797 Breein Tyree (130 games, 2017-20)
- 1,785 Justin Reed (122 games, 2001-04)
- 1,682 Keith Carter (117 games, 1996-99)
- 1,629 Jarvis Summers (134 games, 2012-15)
- 1,601 Joe Gibbon (86 games, 1954-57)
- 1,564 Gerald Glass (60 games, 1989-90)
- 1,553 Don Kessinger (70 games, 1962-64)
- 1,512 Terence Davis (121 games, 2016-19)
- 1,505 Aaron Harper (123 games, 2001-04)
- 1,476 Murphy Holloway (132 games, 2009-13)
- 1,428 Ansu Sesay (110 games, 1995-98)
- 1,421 Eric Laird (110 games, 1982-85)
- 1,384 Jack Waters (71 games, 1959-61)
- 1,375 Tim Jumper (109 games, 1988-91)
- 1,319 Devontae Shuler (124 games, 2018-21)
- 1,313 Cob Jarvis (68 games, 1952-54)
- 1,294 Stefan Moody (65 games, 2014-16)
- 1,293 Marshall Henderson (66 games, 2013-14)
- 1,286 Jason Smith (118 games, 1996-99)
- 1,274 Zach Graham (135 games, 2008-11)
- 1,273 Sebastian Saiz (129 games, 2014-17)
- 1,259 B.L. Graham (76 games, 1936-38)
- 1,232 Dwayne Curtis (90 games, 2006-08)
- 1,216 Walter Actwood (103 games, 1974-77)
- 1,201 Roderick Barnes (103 games, 1985-88)
- 1,160 Rahim Lockhart (123 games, 1998-2001)
- 1,159 Ken Turner (73 games, 1967-69)
- 1,137 Jack Marshall (105 games, 1946-50)
- 1,130 Joe Ayers (112 games, 1984-87)
- 1,105 Fred Cox (76 games, 1972-74)
- 1,095 Terrance Henry (132 games, 2009-12)
- 1,072 Coolidge Ball (76 games, 1972-74)
- 1,066 Jason Harrison (132 games, 1999-2002)
- 1,046 Ron Coleman (71 games, 1968-70)
- 1,040 Denver Brackeen (42 games, 1954-55)
- 1,036 Todd Abernethy (122 games, 2004-07)



Ole Miss' all-time leading scorer John Stroud boasts the third-most points in SEC history.

SEASON

- 923 Johnny Neumann (23 games, 1971)
- 841 Gerald Glass (30 games, 1989)
- 755 John Stroud (30 games, 1980)
- 731 Stefan Moody (31 games, 2016)
- 723 Gerald Glass (30 games, 1990)
- 722 Marshall Henderson (36 games, 2013)
- 709 John Stroud (27 games, 1979)
- 699 Joe Harvell (28 games, 1992)
- 649 Chris Warren (34 games, 2011)
- 634 Carlos Clark (30 games, 1982)

GAME

- 63 Johnny Neumann vs. LSU (1-30-71)
- 60 Johnny Neumann vs. Baylor (12-29-70)
- 57 Johnny Neumann vs. USM (12-15-70)
- 53 Gerald Glass vs. LSU (3-4-89)
- 53 Johnny Neumann vs. Vanderbilt (12-2-70)
- 51 Johnny Neumann vs. Ark. A&M (12-4-70)
- 49 Don Kessinger vs. Tulane (2-2-63)
- 48 Don Kessinger vs. Tennessee (2-12-63)
- 47 Johnny Neumann vs. Kentucky (1-2-71)
- 46 Johnny Neumann vs. Vanderbilt (2-10-71)
- 46 Johnny Neumann vs. Kentucky (2-6-71)
- 46 Joe Gibbon vs. LSU (2-23-57)
- 43 Johnny Neumann vs. Alabama (2-1-71)
- 43 Johnny Neumann vs. Marshall (12-19-70)
- 43 Joe Gibbon vs. Tennessee (2-11-57)
- 43 Stefan Moody vs. Mississippi St. (3-2-16)
- 42 John Stroud vs. Mississippi St. (1-11-79)
- 41 Deandre Burnett vs. Oral Roberts (11-18-2016)
- 41 John Stroud vs. Memphis State (12-26-78)
- 41 Johnny Neumann vs. NE Louisiana (12-1-70)
- 41 Joe Gibbon vs. Georgia (2-16-57)

SCORING AVERAGE

CAREER

- 40.1 Johnny Neumann (23 games, 1971)
- 26.1 Gerald Glass (60 games, 1989-90)
- 24.8 Denver Brackeen (42 games, 1954-55)
- 22.2 Don Kessinger (70 games, 1962-64)
- 21.2 John Stroud (110 games, 1977-80)
- 19.9 Stefan Moody (65 games, 2014-16)
- 19.6 Marshall Henderson (66 games, 2013-214)
- 19.5 Jack Waters (71 games, 1959-61)
- 19.3 Cob Jarvis (68 games, 1952-54)
- 18.9 Joe Gibbon (86 games, 1954-57)

SEASON

- 40.1 Johnny Neumann (23 games, 1971)
- 30.1 Joe Gibbon (21 games, 1957)
- 28.0 Gerald Glass (30 games, 1989)
- 27.2 Denver Brackeen (22 games, 1955)
- 26.3 John Stroud (27 games, 1979)
- 25.2 John Stroud (30 games, 1980)
- 25.0 Joe Harvell (28 games, 1992)
- 24.1 Gerald Glass (30 games, 1990)
- 23.6 Stefan Moody (31 games, 2016)
- 23.5 Don Kessinger (22 games, 1964)



Joe Harvell scored the second-most points in school history and is one of three Rebels to reach 2,000.

FIELD GOALS MADE

CAREER

- 894 John Stroud (110 games, 1977-80)
- 813 Joe Harvell (114 games, 1989-93)
- 754 Elston Turner (113 games, 1978-81)
- 710 Carlos Clark (118 games, 1980-83)
- 679 Justin Reed (122 games, 2001-04)
- 634 Chris Warren (115 games, 2008-11)
- 615 Murphy Holloway (132 games, 2009-13)
- 612 Don Kessinger (70 games, 1962-64)
- 610 Gerald Glass (60 games, 1989-90)
- 603 Breein Tyree (130 games, 2017-20)

SEASON

- 366 Johnny Neumann (23 games, 1971)
- 326 Gerald Glass (30 games, 1989)
- 284 Gerald Glass (30 games, 1990)
- 277 John Stroud (27 games, 1979)
- 267 Joe Harvell (28 games, 1992)
- 261 John Stroud (30 games, 1980)
- 251 Carlos Clark (30 games, 1982)
- 246 Elston Turner (30 games, 1981)
- 235 Carlos Clark (31 games, 1983)
- 227 Joe Gibbon (21 games, 1957)

GAME

- 26 *Johnny Neumann vs. LSU (1-30-71)
- 24 Johnny Neumann vs. Baylor (12-29-70)
- 23 Johnny Neumann vs. Vanderbilt (12-22-70)

4. 22 Don Kessinger vs. Tulane (2-2-63)
5. 21 Johnny Neumann vs. Ark. A&M (12-4-70)
6. 20 Gerald Glass vs. LSU (3-4-89)
- 20 Johnny Neumann vs. Kentucky (1-2-71)
- 20 Johnny Neumann vs. USM (12-15-70)
9. 19 Johnny Neumann vs. Vanderbilt (2-10-71)
10. 18 Johnny Neumann vs. Kentucky (2-6-71)
- 18 Johnny Neumann vs. NE Louisiana (12-1-70)
- 18 Don Kessinger vs. Tennessee (2-12-63)

FIELD GOALS ATTEMPTED

CAREER

1. 1,708 Joe Harvell (114 games, 1990-93)
2. 1,695 John Stroud (110 games, 1977-80)
3. 1,563 Chris Warren (115 games, 2008-11)
4. 1,495 Elston Turner (113 games, 1978-81)
5. 1,452 Joe Gibbon (86 games, 1954-57)
6. 1,434 Breein Tyree (130 games, 2017-20)
7. 1,425 Justin Reed (122 games, 2001-04)
8. 1,411 Don Kessinger (70 games, 1962-64)
9. 1,321 Jack Waters (71 games, 1959-61)
10. 1,297 Carlos Clark (118 games, 1980-83)

SEASON

1. 792 Johnny Neumann (23 games, 1971)
2. 613 Gerald Glass (30 games, 1989)
3. 580 Gerald Glass (30 games, 1990)
4. 549 Marshall Henderson (36 games, 2013)
5. 548 Joe Gibbon (21 games, 1957)
6. 537 Joe Harvell (28 games, 1992)
7. 509 Stefan Moody (31 games, 2016)
8. 496 Don Kessinger (22 games, 1964)
9. 495 Jack Waters (24 games, 1959)
10. 487 Marshall Henderson (22 games, 2014)

GAME

1. 50 Johnny Neumann vs. Kentucky (2-6-71)
2. 49 Johnny Neumann vs. Vanderbilt (12-22-70)
3. 44 Johnny Neumann vs. USM (12-15-70)
4. 43 Johnny Neumann vs. Marshall (12-19-70)
5. 41 Johnny Neumann vs. Kentucky (2-6-71)
6. 40 Johnny Neumann vs. LSU (1-30-71)
- 40 Johnny Neumann vs. Baylor (12-29-70)
- 40 Johnny Neumann vs. Florida (1-25-71)
9. 39 Johnny Neumann vs. Alabama (2-1-71)
10. 36 Gerald Glass vs. LSU (3-4-89)
- 36 Johnny Neumann vs. NE Louisiana (12-1-70)
- 36 Joe Gibbon vs. LSU (2-23-57)

FIELD GOAL PERCENTAGE

CAREER (MINIMUM 600 ATTEMPTS)

1. .584 Dwayne Curtis (506-866, 2006-08)
2. .573 Reginald Buckner (353-616, 2010-13)
3. .561 Rahim Lockhart (474-845, 1998-2001)
4. .560 Roger Stieg (350-624, 1980-83)
5. .554 Marcus Hicks (342-617, 1999-2000)
6. .5474 Carlos Clark (710-1297, 1980-83)
7. .5470 Fred Cox (448-819, 1972-74)
8. .544 Murphy Holloway (615-1130, 2009-13)
9. .527 John Stroud (894-1695, 1977-80)
10. .516 Curtis Ritchwood (314-609, 1985-86)

SEASON (MINIMUM 150 ATTEMPTS)

1. .638 Marcus Hicks (162-254, 1999)
2. .633 Dwayne Curtis (212-335, 2008)



Marshall Henderson set the NCAA record with 394 3-point attempts in 2012-13.

3. .628 Fred Cox (152-242, 1974)
4. .622 Carlos Clark (251-403, 1982)
5. .594 Reginald Buckner (95-160, 2011)
6. .587 Reginald Buckner (125-213, 2013)
7. .581 Nysier Brooks (129-222, 2022)
- .581 Rahim Lockhart (165-284, 2000)
9. .578 John Stroud (277-479, 1979)
10. .569 Roger Steig (119-209, 1983)

GAME (MINIMUM 20 ATTEMPTS)

1. .800 John Stroud vs. Alabama, 16-20 (2-24-79)
2. .786 Don Kessinger vs. Tulane, 22-28 (2-2-63)
3. .727 John Stroud vs. Memphis, 16-22 (12-26-78)
4. .714 John Stroud vs. Kentucky, 15-21 (2-5-79)
5. .667 Cob Jarvis vs. Florence St., 16-24 (12-15-52)

GAME (MINIMUM 10 ATTEMPTS)

1. 1.000 Jarrell Evans vs. Abilene Christian, 12-12 (11-29-93)
2. .909 Matthew Murrell vs. Miss. St., 10-11 (1-8-22)
- .909 Rahim Lockhart vs. SE La., 10-11 (12-13-2000)
- .909 Carlos Clark vs. UAB, 10-11 (12-6-80)
- .909 Fred Cox vs. Florida, 10-11 (1-21-74)
- .909 Marcanvis Hymn vs. Towson, 10-11 (11-20-15)
7. .900 Devontae Shuler vs. Jackson St., 9-10 (12/10/2020)
- .900 Marcus Hicks vs. Villanova, 9-10 (3-12-99)
- .900 John Jackson vs. Houston Baptist, 9-10 (2-5-96)
- .900 Joe Kyles vs. Georgia, 9-10 (1-9-77)

3-POINT FIELD GOALS MADE

CAREER

1. 334 Chris Warren (115 games, 2008-11)
2. 278 Aaron Harper (123 games, 2001-04)
3. 267 Marshall Henderson (66 games, 2013-14)
4. 249 Keith Carter (117 games, 1996-99)
5. 214 Joe Harvell (114 games, 1990-93)
6. 207 Breein Tyree (130 games, 2017-20)
7. 181 Stefan Moody (65 games, 2014-16)
8. 178 Devontae Shuler (124 games, 2018-21)

9. 176 Terence Davis (121 games (2016-19)
10. 163 Jason Harrison (132 games, 1999-02)

SEASON

1. 138 Marshall Henderson (36 games, 2013)
2. 129 Marshall Henderson (30 games, 2014)
3. 111 Chris Warren (35 games, 2010)
4. 103 Stefan Moody (31 games, 2016)
- 103 Chris Warren (35 games, 2008)
6. 96 Clarence Sanders (34 games, 2007)
7. 95 Chris Warren (34 games, 2011)
8. 83 Aaron Harper (31 games, 2002)
9. 79 Joe Harvell (28 games, 1992)
10. 78 Stefan Moody (34 games, 2015)

GAME

1. 10 Marshall Henderson vs. Oregon, 10-23 (12-8-13)
2. 9 Deandre Burnett vs. Oral Roberts (11-18-16)
3. 8 Matthew Murrell vs. Texas A&M, 8-11 (2-28-23)
- 8 Breein Tyree vs. Middle Tennessee (12-14-19)
- 8 Stefan Moody vs. Alabama 8-17 (3-10-16)
- 8 Stefan Moody vs. Miss. State, 8-12 (2-19-15)
- 8 Marshall Henderson vs. Missouri, 8-15 (2-8-14)
- 8 Marshall Henderson vs. Tennessee, 8-19 (1-29-14)
- 8 Marshall Henderson vs. Auburn, 8-12 (2-23-13)
- 8 Chris Warren vs. So. Carolina, 8-15 (2-22-11)
- 8 Keith Carter vs. Prairie View, 8-10 (12-29-98)



Chris Warren finished his career as the school record holder for 3-pointers in a career, season and game. He ranks fifth in Southeastern Conference history with 334 career triples.

3-POINT FIELD GOALS ATTEMPTED

CAREER

1. 900 Chris Warren (115 games, 2008-11)
2. 771 Marshall Henderson (66 games, 2013-2014)
3. 720 Aaron Harper (123 games, 2001-04)
4. 686 Keith Carter (117 games, 1996-99)
5. 581 Breein Tyree (130 games, 2017-20)
6. 528 Joe Harvell (114 games, 1990-93)
7. 523 Devontae Shuler (124 games, 2018-21)
8. 519 Terence Davis (121 games, 2016-19)
9. 494 Stefan Moody (65 games, 2015-16)
10. 454 Jason Harrison (132 games, 1999-2002)

SEASON

1. 394 Marshall Henderson (36 games, 2013)
2. 377 Marshall Henderson (30 games, 2014)
3. 279 Chris Warren (34 games, 2011)
4. 275 Chris Warren (35 games, 2010)
5. 272 Stefan Moody (31 games, 2016)
6. 265 Chris Warren (35 games, 2008)
7. 262 Clarence Sanders (34 games, 2007)
8. 222 Stefan Moody (34 games, 2015)
9. 220 Keith Carter (33 games, 1999)
10. 217 David Huertas (30 games, 2009)



Four-year letterwinner Jarvis Summers ranks in the top-10 in school history in scoring, assists and free throws made.

GAME

1. 23 Marshall Henderson vs. Oregon, 10-23 (12-8-13)
2. 19 Marshall Henderson vs. Miss. State, 7-19 (3-13-14)
- 19 Marshall Henderson vs. Tennessee, 8-19 (1-29-14)
4. 18 Marshall Henderson vs. Miss. St., 3-18 (3-2-13)
5. 17 Stefan Moody vs. Alabama, 8-17 (3-10-16)
6. 16 Marshall Henderson vs. Georgia, 2-16 (3-14-13)
- 16 Marshall Henderson vs. Texas A&M, 5-16 (3-1-14)
- 16 Marshall Henderson vs. Florida, 5-16 (2-22-14)
- 16 Marshall Henderson vs. Indiana St., 7-16 (12-22-12)
- 16 Clarence Sanders vs. Miss. St., 4-16 (1-10-07)
- 16 Stefan Moody at Texas A&M, 5-15 (2-16-16)
- 15 Stefan Moody vs. Vanderbilt, 3-15 (2-6-16)
- 15 Marshall Henderson vs. Missouri, 8-15 (2-8-14)
- 15 Marshall Henderson vs. LaSalle, 4-15 (3-24-13)
- 15 Marshall Henderson vs. Tennessee, 6-15 (1-24-13)

3-POINT FIELD GOAL PERCENTAGE

CAREER (MINIMUM 90 ATTEMPTS)

1. .443 John Matthews, 54-122 (80 games, 1988-91)
2. .409 Cullen Neal, 63-154 (36 games, 2016-17)
3. .405 Joe Harvell, 214-528 (114 games, 1990-93)
4. .397 Rod Barnes, 50-126 (58 games, 1986-88)
5. .393 Kendrick Fox, 107-272 (112 games, 2002-05)
6. .389 David Sanders, 72-185 (95 games, 2001-03)
7. .386 Aaron Harper, 278-720 (123 games, 2001-04)
8. .382 Todd Abernethy, 158-414 (122 games, 2004-07)
9. .379 Ronnie Miller, 36-95 (58 games, 1986-88)
10. .377 Gerald Glass, 87-231 (60 games, 1989-90)

SEASON (MINIMUM 25 ATTEMPTS)

1. .600 Keith Kessinger, 15-25 (1987)
2. .507 David Sanders, 36-71 (2002)
3. .500 Walsh Jordan, 17-34 (1994)
- .500 David Midlick, 15-30 (1989)
- .500 John Matthews, 30-60 (1990)

GAME (MINIMUM 4 ATTEMPTS)

1. 1.000 Jaemyn Brakefield vs. Tennessee, 4-4 (12-28-22)
- 1.000 Matthew Murrell vs. Miss. St., 5-5 (1-8-22)
- 1.000 Devontae Shuler vs. Jackson St., 5-5 (12-10-2020)
- 1.000 Joe Harvell vs. Tennessee, 5-5 (3-9-90)
- 1.000 Eniel Polynice vs. UNO, 4-4 (11-30-06)
- 1.000 Kendrick Fox vs. Nicholls St., 4-4 (12-13-04)
- 1.000 LaTaryl Williams vs. VCU, 4-4 (12-7-99)
- 1.000 Robert Butler vs. So. Carolina, 4-4 (2-8-95)
- 1.000 Rod Barnes vs. Miss. St., 4-4 (2-14-87)
10. .857 Josh Hayes vs. Troy St., 6-7 (12-18-00)

FREE THROWS MADE

CAREER

1. 540 John Stroud (110 games, 1977-80)
2. 463 Jarvis Summers (134 games, 2012-15)
3. 419 Chris Warren (115 games, 2008-11)
4. 409 Joe Gibbon (86 games, 1954-57)
5. 403 Ken Turner (73 games, 1967-69)
6. 401 Carlos Clark (118 games, 1980-83)
7. 393 Ansu Sesay (110 games, 1995-98)
8. 385 Cob Jarvis (68 games, 1952-54)
9. 384 Breein Tyree (130 games, 2017-20)
10. 382 Justin Reed (122 games, 2001-04)



In just two seasons as a Rebel, Stefan Moody ranked third in Ole Miss history with a 85.7 free throw percentage, sixth on the career scoring average list at 19.9 ppg and sixth with 181 3-pointers made.

SEASON

1. 233 John Stroud (30 games, 1980)
2. 212 Stefan Moody (31 games, 2016)
3. 193 Denver Brackeen (22 games, 1955)
4. 192 Deandre Burnett (33 games, 2017)
5. 191 Johnny Neumann (23 games, 1971)
6. 177 Joe Gibbon (21 games, 1957)
7. 168 Chris Warren (34 games, 2011)
8. 166 Marshall Henderson (36 games, 2013)
9. 162 Carlos Clark (31 games, 1983)
10. 160 Sebastian Saiz (36 games, 2017)

GAME

1. 17 Carlos Clark vs. LSU, 17-21 (1-15-83)
- 17 Johnny Neumann vs. USM, 17-18 (12-15-70)
- 17 Joe Gibbon vs. Georgia, 17-18 (2-16-57)
- 17 Wayland Inman vs. ECU, 17-19 (12-16-55)
5. 16 Ansu Sesay vs. Auburn, 16-17 (1-31-98)
- 16 Cecil Dowell vs. Tennessee, 16-18 (3-4-81)
- 16 Joe Gibbon vs. LSU, 16-19 (2-23-57)
8. 15 Stefan Moody vs. Mississippi St., 15-18 (3-2-16)
- 15 Stefan Moody vs. Georgia, 15-18, (1-9-16)
- 15 Stefan Moody vs. Georgia Southern, 15-17 (11-16-15)
- 15 Cecil Dowell vs. Alabama St., 15-16 (3-17-83)
- 15 Denver Brackeen vs. Florida, 15-15 (2-21-55)

CONSECUTIVE

1. 37 David Rhodes (1972)
2. 32 Stefan Moody (2015)



Murphy Holloway broke Walter Actwood's school rebounding mark in 2012-13 and ranks 15th in SEC history with 1,093 career boards.

FREE THROWS ATTEMPTED

CAREER

- 695 John Stroud (110 games, 1977-80)
- 613 Cob Jarvis (68 games, 1952-54)
- 568 Joe Gibbon (86 games, 1954-57)
- 543 Ansu Sesay (110 games, 1995-98)
- 540 Justin Reed (122 games, 2001-04)
- 521 Ken Turner (73 games, 1967-69)
- 508 Carlos Clark (118 games, 1980-83)
- 488 Breein Tyree (130 games, 2017-20)
- 487 Chris Warren (115 games, 2008-11)
- 480 Ivan Richmann (67 games, 1958-60)

SEASON

- 292 John Stroud (30 games, 1980)
- 256 Stefan Moody (31 games, 2016)
- 255 Denver Brackeen (22 games, 1955)
- 254 Cob Jarvis (24 games, 1953)
- 250 Johnny Neumann (23 games, 1971)
- 235 Joe Gibbon (21 games, 1957)
- 218 Deandre Burnett (33 games, 2017)
- 216 Ansu Sesay (29 games, 1998)
- 215 Sebastian Saiz (36 games, 2017)
- 215 Ivan Richmann (23 games, 1959)

GAME

- 28 Cob Jarvis vs. Arkansas, 14-28 (1-5-54)
- 25 Ken Turner vs. Vanderbilt, 15-25 (2-12-69)
- 21 Carlos Clark vs. LSU, 17-21 (1-15-83)
- 20 Ansu Sesay vs. Arkansas, 14-20 (2-18-95)
- 19 Justin Reed vs. Alabama, 14-19 (2-28-04)
- 19 Joe Gibbon vs. LSU, 16-19 (2-23-57)
- 18 Devontae Shuler vs. Auburn (1-28-20)
- 18 Stefan Moody vs. Mississippi St, 15-18 (3-2-16)
- 18 Stefan Moody vs. Georgia, 15-18 (1-09-16)
- 18 Cecil Dowell vs. Tennessee, 16-18 (3-4-81)
- 18 Johnny Neumann vs. Baylor, 12-18 (12-29-70)
- 18 Johnny Neumann vs. USM, 17-18 (12-15-70)

FREE THROW PERCENTAGE

CAREER (MINIMUM 200 ATTEMPTS)

- .877 David Rhodes, 179-204 (1971-73)
- .860 Chris Warren, 419-487 (2008-11)
- .857 Stefan Moody, 361-421 (2014-16)
- .857 Marshall Henderson, 264-308 (2013-14)
- .846 Deandre Burnett, 325-384 (2017-18)
- .829 Jack Waters, 300-362 (1959-61)
- .827 Dave Shepherd, 177-214 (1974-75)
- .8204 Don Kessinger, 329-401 (1962-64)
- .8196 Jason Harrison, 359-438 (1999-2002)
- .805 Rod Barnes, 231-287 (1985-88)

SEASON (MINIMUM 90 ATTEMPTS)

- .928 *Chris Warren, 168-181 (2011)
- .903 Stefan Moody, 149-165 (2015)
- .901 David Rhodes, 82-91 (1972)
- .883 Marshall Henderson, 166-188 (2013)
- .881 Deandre Burnett, 192-218 (2017)
- .873 Jack Waters, 103-118 (1960)
- .871 Zach Graham, 108-124 (2011)
- .860 Jason Harrison, 92-107 (2002)
- .849 David Rhodes, 79-93 (1971)
- .844 Don Kessinger, 103-122 (1963)

GAME (MINIMUM 11 ATTEMPTS)

- 1.000 Denver Brackeen vs. Florida, 15-15 (2-21-55)
- 1.000 Marshall Henderson vs. Georgia, 14-14, (2-16-13)
- 1.000 Breein Tyree vs. Alabama, 12-12, (2-22-20)
- 1.000 Chris Warren vs. Texas St., 12-12 (12-22-10)
- 1.000 Don Kessinger vs. Tulane, 12-12 (2-2-63)
- 1.000 Don Kessinger vs. Tennessee, 12-12 (2-12-62)
- 1.000 Jack Waters vs. Miss. St., 12-12 (3-4-61)
- 1.000 Ivan Richmann vs. Tulane, 12-12 (1-30-60)
- 1.000 Jack Waters vs. Alabama, 12-12 (1-2-60)
- 1.000 Denver Brackeen vs. Georgia, 12-12 (12-19-53)
- 1.000 Sebastian Saiz at Mississippi St., 11-11 (2-21-17)
- 1.000 Justin Reed vs. So. Carolina, 11-11 (1-31-04)
- 1.000 Ervin Garnes vs. LSU, 11-11 (3-5-94)

REBOUNDS

CAREER

- 1,093 Murphy Holloway (132 games, 2009-13)
- 1,008 Sebastian Saiz (129 games, 2014-17)
- 945 Walter Actwood (103 games, 1974-77)
- 880 Reginald Buckner (132 games, 2010-13)
- 828 Elston Turner (113 games, 1978-81)
- 827 Joe Gibbon (86 games, 1954-57)
- 826 John Stroud (110 games, 1977-80)
- 780 Rahim Lockhart (123 games, 1998-2001)
- 774 Dwayne Curtis (90 games, 2006-08)
- 766 Justin Reed (122 games, 2001-04)

SEASON

- 409 Sebastian Saiz (36 games, 2017)
- 350 Murphy Holloway (36 games, 2013)
- 337 Dwayne Curtis (35 games, 2008)
- 306 Denver Brackeen (22 games, 1955)
- 296 Joe Gibbon (21 games, 1957)
- 295 Walter Actwood (26 games, 1975)
- 282 Rahim Lockhart (35 games, 2001)
- 279 Murphy Holloway (31 games, 2012)
- 278 Rahim Lockhart (33 games, 2000)
- 271 Reginald Buckner (36 games, 2013)

GAME

- 25 Ivan Richmann vs. Tulane (2-22-58)
- 24 Joe Gibbon vs. Georgia (2-16-57)
- 23 Sterling Ainsworth vs. Ark. St. (12-5-60)
- 22 Walter Actwood vs. ISU-Evansville (12-1-75)
- 22 Denver Brackeen vs. LSU (2-28-55)
- 22 Denver Brackeen vs. Vanderbilt (1-17-55)
- 21 Jerry Brawner vs. Texas (12-5-66)
- 21 Ivan Richmann vs. Chattanooga (2-9-60)
- 21 James Miller vs. Miss. St. (1-30-56)
- 20 Murphy Holloway vs. Auburn (2-24-10)
- 20 Walter Actwood vs. LSU (3-8-75)
- 20 Jimmie Graves vs. LSU (2-23-57)
- 20 Joe Gibbon vs. Kentucky (2-8-57)

REBOUNDING AVERAGE

CAREER

- 12.1 Denver Brackeen (42 games, 1954-55)
- 9.9 Coolidge Ball (76 games, 1972-74)
- 9.62 Joe Gibbon (86 games, 1954-57)
- 9.59 Fred Cox (76 games, 1972-74)
- 9.4 Ivan Richmann (67 games, 1958-60)
- 9.2 Walter Actwood (103 games, 1974-77)
- 8.9 Jerry Brawner (70 games, 1967-69)
- 8.6 Dwayne Curtis (90 games, 2006-08)
- 8.3 Murphy Holloway (132 games, 2008-13)
- 8.10 Louis Griffin (68 games, 1958-60)

SEASON

- 14.1 Joe Gibbon (21 games, 1957)
- 13.9 Denver Brackeen (22 games, 1955)
- 11.4 Sebastian Saiz (36 games, 2017)
- 11.3 Walter Actwood (26 games, 1975)
- 10.8 Fred Cox (25 games, 1972)
- 10.4 Ivan Richmann (20 games, 1960)
- 10.3 Coolidge Ball (25 games, 1972)
- 10.10 Denver Brackeen (20 games, 1954)
- 10.09 Sterling Ainsworth (23 games, 1961)
- 10.08 Bill Bolton (24 games, 1963)



A four-year letterman for the Rebels from Madrid, Spain, Sebastian Saiz became just the seventh player in SEC history with 1,000 points, 1,000 rebounds and 100 blocked shots.

ASSISTS

CAREER

1. 830 *Sean Tuohy (117 games, 1979-82)
2. 530 Jarvis Summers (134 games, 2012-15)
2. 456 Rod Barnes (103 games, 1985-88)
3. 452 Chris Warren (115 games, 2008-11)
4. 431 Todd Abernethy (122 games, 2004-07)
5. 427 Jason Harrison (132 games, 1999-2002)
6. 378 Henry Jackson (105 games, 1976-79)
7. 370 Michael White (117 games, 1996-99)
9. 362 Bob Mahoney (74 games, 1973-75)
10. 329 Devontae Shuler (124 games, 2018-21)

SEASON

1. 260 *Sean Tuohy (30 games, 1980)
2. 215 Sean Tuohy (30 games, 1982)
3. 187 Sean Tuohy (30 games, 1981)
4. 182 Todd Abernethy (33 games, 2007)
5. 175 Rod Barnes (29 games, 1987)
6. 168 Sean Tuohy (27 games, 1979)
7. 160 Jarvis Summers (33 games, 2015)
7. 156 Chris Warren (35 games, 2008)
8. 153 Rod Barnes (29 games, 1986)
9. 147 Bob Mahoney (26 games, 1975)

GAME

1. 15 Sean Tuohy vs. Auburn (1-26-80)
2. 14 Sean Tuohy vs. Miss. St. (2-16-80)
3. 13 Sean Tuohy vs. Virginia Tech (3-15-82)
- 13 Rod Barnes vs. Florida (1-11-86)
5. 12 Jarvis Summers vs. Illinois St. (3-14-12)
- 12 Sean Tuohy vs. LSU (2-21-80)
- 12 Sean Tuohy vs. Kentucky (2-29-80)
- 12 Sean Tuohy vs. Auburn (1-13-79)



Reginald Buckner ranks fifth in SEC history with 326 career blocked shots.

- 12 Sean Tuohy vs. Dayton (12-20-80)
10. 11 Todd Abernethy vs. LSU (2-14-07)
- 11 Edmond Fitzgerald vs. Oral Roberts (2-13-93)
- 11 Rod Barnes vs. Vanderbilt (2-9-87)
- 11 Rod Barnes vs. Miss. College (12-18-86)
- 11 Sean Tuohy vs. Alabama (2-2-80)
- 11 Sean Tuohy vs. Tennessee (1-30-80)
- 11 Sean Tuohy vs. Mercer (11-30-79)
- 11 Sean Tuohy vs. Alabama (2-24-79)
- 11 Bob Mahoney vs. Georgia (2-3-75)
- 11 Bob Mahoney vs. Auburn (1-6-75)

ASSISTS AVERAGE

CAREER

1. 7.1 Sean Tuohy (117 games, 1979-82)
2. 5.15 Jarvis Summers (134 games, 2012-15)
3. 4.9 Bob Mahoney (74 games, 1973-75)
4. 4.43 Rod Barnes (103 games, 1985-88)
5. 4.36 Dave Shepherd (50 games, 1974-75)
6. 3.9 Chris Warren (115 games, 2008-11)
7. 3.6 Henry Jackson (105 games, 1976-79)
8. 3.53 Todd Abernethy (122 games, 2004-07)
9. 3.52 Deandre Burnett (64 games, 2017-18)
10. 3.28 Stefan Moody (65 games, 2014-16)

SEASON

1. 8.7 Sean Tuohy (30 games, 1980)
2. 7.2 Sean Tuohy (30 games, 1982)
3. 6.23 Sean Tuohy (30 games, 1981)
4. 6.22 Sean Tuohy (27 games, 1979)
5. 6.0 Rod Barnes (29 games, 1987)
6. 5.7 Bob Mahoney (26 games, 1975)
7. 5.5 Todd Abernethy (33 games, 2007)
8. 5.3 Rod Barnes (29 games, 1986)
9. 4.88 Bob Mahoney (26 games, 1973)
10. 4.85 Cedric Brim (27 games, 1995)

BLOCKED SHOTS

CAREER

1. 326 Reginald Buckner (132 games, 2010-13)
2. 180 Sean Murphy (117 games, 1988-91)
3. 139 Aaron Jones (105 games, 2012-15)
4. 132 Rahim Lockhart (123 games, 1998-2001)
5. 127 Sebastian Saiz (129 games, 2014-17)
6. 114 Johnnie Rogers (54 games, 1996-1999)
7. 113 Terrance Henry (132 games, 2008-12)
8. 108 David Dean (50 games, 1992-94)
9. 99 Ansu Sesay (110 games, 1995-98)
10. 97 Marcanvis Hymon (106 games (2015-18)

SEASON

1. 98 Reginald Buckner (36 games, 2013)
2. 95 Reginald Buckner (34 games, 2011)
3. 69 Reginald Buckner (32 games, 2012)
- 69 Aaron Jones (33 games, 2014)
5. 64 Reginald Buckner (31 games, 2010)
6. 56 David Dean (28 games, 1993)
7. 52 David Dean (22 games, 1994)
8. 49 Rahim Lockhart (35 games, 2001)
- 49 Sean Murphy (28 games, 1991)
10. 48 Johnnie Rogers (29 games, 1998)

GAME

1. 8 Reginald Buckner vs. Arkansas (2-5-11)
- 8 Ansu Sesay vs. Miss. St. (2-19-97)

3. 7 Reginald Buckner vs. Arkansas (3-5-11)
- 7 Reginald Buckner vs. ETSU (12-18-10)
- 7 David Dean vs. Alabama (2-20-93)
- 7 Sean Murphy vs. Christian Bros. (11-25-88)
7. 6 Sebastian Saiz vs. Bradley (12-19-2016)
- 6 Reginald Buckner vs. Fordham (1-4-13)
- 6 Reginald Buckner vs. MVSU (12-10-11)
- 6 Reginald Buckner vs. LSU (1-22-11)
- 6 Terrance Henry vs. UCF (1-5-10)
- 6 Johnnie Rogers vs. La. Tech (11-19-97)
- 6 Johnnie Rogers vs. Davidson (12-2-96)
- 6 David Dean vs. So. Carolina (3-10-94)
- 6 Sean Murphy vs. Florida (2-2-91)

STEALS

CAREER

1. 211 Jason Smith (118 games, 1996-99)
2. 194 Murphy Holloway (132 games, 2009-13)
3. 185 Devontae Shuler (124 games, 2018-21)
4. 179 Eric Laird (110 games, 1982-85)
5. 172 Jason Harrison (132 games, 1999-2002)
6. 159 Gerald Glass (60 games, 1989-90)
7. 157 Joe Ayers (112 games, 1984-87)
8. 155 Elston Turner (113 games, 1978-81)
9. 154 Rod Barnes (103 games, 1985-88)
10. 148 Rahim Lockhart (123 games, 1998-2001)

SEASON

1. 89 Gerald Glass (30 games, 1989)
2. 80 Myles Burns (33 games, 2023)
3. 73 Jason Smith (33 games, 1999)
4. 70 Gerald Glass (30 games, 1990)
5. 58 Murphy Holloway (36 games, 2013)
- 58 Rod Barnes (29 games, 1988)
7. 57 Stefan Moody (34 games, 2015)
8. 56 Devontae Shuler (33 games, 2019)
9. 55 Rahim Lockhart (33 games, 2000)
- 55 Ervin Garnes (27 games, 1994)
- 55 Eric Laird (28 games, 1984)

GAME

1. 8 Gerald Glass vs. Christian Bros. (11-25-88)
- 8 Eric Laird vs. DePaul (3-25-83)
3. 7 Myles Burns vs. Miss. State (2-18-23)
- 7 Terence Davis vs. Texas A&M (2-6-19)
- 7 Rasheed Brooks vs. LSU (2-14-17)
- 7 Justin Reed vs. Auburn (2-3-2001)
- 7 Jason Smith vs. Florida (1-7-98)
- 7 Coolidge Ball vs. Alabama (2-16-74)
9. 6 23x, MR: Myles Burns vs. South Carolina (3-8-2023)

GAMES PLAYED

CAREER

1. 135 Zach Graham (2008-11)
2. 134 Jarvis Summers (2012-15)
3. 132 Reginald Buckner (2010-13)
- 132 Murphy Holloway (2009-13)
- 132 Terrance Henry (2009-12)
- 132 Jason Harrison (1999-2002)
7. 130 Breein Tyree (2017-20)
8. 129 Sebastian Saiz (2014-17)
9. 128 Emmanuel Wade (2000-03)
10. 127 Jason Flanigan (1998-2001)

SEASON

- 36 Terence Davis, Justas Furmanavicius, Marcanvis Hymon, Cullen Neal, Terence Davis (2017); Reginald Buckner, Marshall Henderson, Murphy Holloway, LaDarius White (2013)
- 35 DeAndre Cranston, Trevor Gaskins, Zach Graham, Chris Warren, Terrico White (2010); Dwayne Curtis, Trevor Gaskins, Zach Graham, David Huertas, Chris Warren, Kenny Williams (2008); Jason Flanigan, Aaron Harper, Jason Harrison, Rahim Lockhart, Justin Reed, David Sanders, Emmanuel Wade (2001)
- 34 Breein Tyree (2017); Stefan Moody, LaDarius White, M.J. Rhett, Dwight Coleby, Martavious Newby, Terence Smith (2015), Jarvis Summers, Nick Williams (2013); Terrance Henry, Jarvis Summers, Nick Williams (2012); Zach Graham, Terrance Henry, Dundrecous Nelson, Chris Warren, Nick Williams (2011); Murphy Holloway (2010); Eniel Polynice (2008); Jason Holmes, Richard Kirklin (2001)

WINS

CAREER

1. 87 Martavious Newby (2012-16)
87 Reginald Buckner (2010-13)
87 Jason Flanigan (1998-2001)
4. 86 Jason Harrions (1999-2002)
5. 85 Murphy Holloway (2009-13)
6. 84 Jarvis Summers (2012-15)

MINUTES PLAYED

CAREER

1. 4,109 Elston Turner (113 games, 1978-81)
2. 4,039 Sean Tuohy (117 games, 1979-82)
3. 4,028 Carlos Clark (118 games, 1980-83)
4. 3,955 John Stroud (110 games, 1977-80)
5. 3,832 Eric Laird (110 games, 1982-85)
6. 3,812 Chris Warren (115 games, 2008-11)
7. 3,719 Keith Carter (117 games, 1996-99)
8. 3,674 Joe Harvell (114 games, 1990-93)
3,674 Murphy Holloway (132 games, 2009-13)
10. 3,634 Breein Tyree (130 games, 2017-20)

SEASON

1. 1,207 Carlos Clark (31 games, 1983)
2. 1,200 Sebastian Saiz (36 games, 2017)
3. 1,192 Carlos Clark (30 games, 1982)
4. 1,185 Chris Warren (34 games, 2011)
5. 1,152 Chris Warren (35 games, 2010)
6. 1,134 Marshall Henderson (36 games, 2013)
7. 1,133 Eric Laird (31 games, 1983)
8. 1,131 Murphy Holloway (36 games, 2013)
1,131 Sean Tuohy (30 games, 1982)
10. 1,123 Keith Carter (33 games, 1999)
1,123 John Stroud (30 games, 1980)

GAME

1. 60 Carlos Clark vs. Vanderbilt (2-17-82)
2. 59 Sean Tuohy vs. Vanderbilt (2-17-82)
3. 58 Gerald Glass vs. Miss. State (1-24-90)
4. 54 Roger Stieg vs. Vanderbilt (2-17-82)
5. 49 Blake Hinson vs. Auburn (1-28-20)
49 Joe Harvell vs. Miss. State (1-24-90)

DOUBLE-DOUBLES

CAREER

1. 45 Joe Gibbon (86 games, 1954-57)
2. 39 Murphy Holloway (96 games, 2009-13)
3. 37 Coolidge Ball (76 games, 1972-74)
4. 34 Dwayne Curtis (90 games, 2006-08)
5. 32 Sebastian Saiz (129 games, 2014-17)
- 32 Denver Brackeen (42 games, 1954-55)
7. 31 John Stroud (110 games, 1977-80)
8. 28 Ivan Richmann (67 games, 1958-60)
9. 27 Fred Cox (76 games, 1972-74)
10. 22 Rahim Lockhart (123 games, 1998-2001)

SEASON

1. 23 Sebastian Saiz (36 games, 2017)
2. 20 Denver Brackeen (22 games, 1955)
3. 19 Joe Gibbon (21 games, 1957)
4. 18 Dwayne Curtis (35 games, 2008)
5. 15 Coolidge Ball (25 games, 1972)
15 Fred Cox (25 games, 1972)
7. 14 Murphy Holloway (36 games, 2013)
14 Joe Gibbon (22 games, 1956)
9. 13 Rahim Lockhart (33 games, 2000)
13 John Stroud (27 games, 1979)
13 Walter Actwood (26 games, 1975)
13 Sterling Ainsworth (23 games, 1961)

CONSECUTIVE DOUBLE-FIGURE SCORING GAMES

CAREER

1. 61 John Stroud (1978-80)
2. 59 Gerald Glass (1988-90)
3. 53 Ansu Sesay (1997-98)
4. 37 Carlos Clark (1982-83)
5. 36 Jack Waters (1960-61)
6. 35 Denver Brackeen (1954-55)
35 Cob Jarvis (1952-54)
8. 34 Marshall Henderson (2013-14)
9. 33 Joe Harvell (1990-92)
33 Don Kessinger (1963-64)
33 Stefan Moody (2014-16)

CONSECUTIVE GAMES WITH A 3-POINTER

CAREER

1. 66 Marshall Henderson (2013-14)
2. 46 Chris Warren (2010-11)
3. 41 Aaron Harper (2001-03)

RECORDS BY CLASS

FRESHMAN RECORDS

POINTS SCORED

1. 554 Chris Warren (35 games, 2008)
2. 425 Terrico White (31 games, 2009)
3. 395 Joe Harvell (30 games, 1990)
4. 394 Tim Jumper (29 games, 1988)
5. 385 Justin Reed (35 games, 2001)

SCORING AVG - 15.8, Chris Warren (35 games, 2008)

3-POINT FGS - 103, Chris Warren (35 games, 2008)

REBOUNDS - 213, Walter Actwood (25 games, 1974)

ASSISTS - 168, Sean Tuohy (27 games, 1979)

BLOCKS - 64, Reginald Buckner (31 games, 2010)

STEALS - 47, Elston Turner (27 games, 1978)

SOPHOMORE RECORDS

POINTS SCORED

1. 923 Johnny Neumann (23 games, 1971)
2. 536 Don Kessinger (25 games, 1962)
3. 535 Terence Davis (36 games, 2017)
4. 530 Terrico White (35 games, 2010)
5. 488 Joe Harvell (28 games, 1991)
488 John Stroud (26 games, 1978)

SCORING AVG - 40.1, Johnny Neumann (23 games, 1971)

3-POINT FGS - 83, Aaron Harper (31 games, 2002)

REBOUNDS - 295, Walter Actwood (26 games, 1975)

ASSISTS - 260, Sean Tuohy (30 games, 1980)

BLOCKS - 95, Reginald Buckner (33 games, 2011)

STEALS - 56, Devontae Shuler (33 games, 2019)

JUNIOR RECORDS

POINTS SCORED

1. 841 Gerald Glass (30 games, 1989)
2. 722 Marshall Henderson (36 games, 2013)
3. 709 John Stroud (27 games, 1979)
4. 699 Joe Harvell (28 games, 1992)
5. 634 Carlos Clark (30 games, 1982)

SCORING AVG - 28.0, Gerald Glass (30 games, 1989)

3-POINT FGS - 138, Marshall Henderson (36 games, 2013)

REBOUNDS - 279, Murphy Holloway (31 games, 2012)

ASSISTS - 187, Sean Tuohy (30 games, 1981)

BLOCKS - 69, Reginald Buckner (32 games, 2012)

69, Aaron Jones (33 games, 2014)

STEALS - 89, Gerald Glass (30 games, 1989)

SENIOR RECORDS

POINTS SCORED

1. 755 John Stroud (30 games, 1979)
2. 731 Stefan Moody (31 games, 2016)
3. 723 Gerald Glass (30 games, 1990)
4. 649 Chris Warren (34 games, 2011)
5. 632 Carlos Clark (31 games, 1983)

SCORING AVG - 30.1, Joe Gibbon (21 games, 1957)

3-POINT FGS - 129, Marshall Henderson (30 games, 2014)

REBOUNDS - 409, Sebastian Saiz (36 games, 2017)

ASSISTS - 215, Sean Tuohy (30 games, 1982)

BLOCKS - 98, Reginald Buckner (36 games, 2013)

STEALS - 80, Myles Burns (33 games, 2023)

ANNUAL LEADERS

SCORING

Season	Player	G	Pts	Avg
2022-23	Matthew Murrell	30	433	14.4
2021-22	Matthew Murrell	31	374	12.1
2020-21	Devontae Shuler	27	412	15.3
2019-20	Breein Tyree	31	610	19.7
2018-19	Breein Tyree	33	591	17.9
2017-18	Terence Davis	32	440	13.8
2016-17	Deandre Burnett	33	543	16.5
	Sebastian Saiz	36	543	15.1
2015-16	Stefan Moody	31	731	23.6
2014-15	Stefan Moody	34	563	16.6
2013-14	Marshall Henderson	30	571	19.0
2012-13	*Marshall Henderson	36	722	20.1
2011-12	Terrance Henry	34	424	12.5
2010-11	Chris Warren	34	649	19.1
2009-10	Chris Warren	35	602	17.2
2008-09	David Huertas	30	542	18.1
2007-08	Chris Warren	35	554	15.8
2006-07	Clarence Sanders	34	548	16.1
2005-06	Dwayne Curtis	29	393	13.6
2004-05	Tommie Eddie	30	340	11.3
2003-04	*Justin Reed	28	517	18.5
2002-03	Justin Reed	28	430	15.4
2001-02	Justin Reed	31	453	14.6
2000-01	Rahim Lockhart	35	456	13.0
1999-2000	Marcus Hicks	33	471	14.3
1998-99	Keith Carter	33	542	16.4
1997-98	Ansu Sesay	29	540	18.6
1996-97	Ansu Sesay	29	429	14.8
1995-96	Keith Carter	27	372	13.8
1994-95	David Johnson	22	297	13.5
1993-94	David Johnson	27	407	15.1
1992-93	Joe Harvell	28	496	17.7
1991-92	*Joe Harvell	28	699	25.0
1990-91	Joe Harvell	28	488	17.4
1989-90	Gerald Glass	30	723	24.1
1988-89	Gerald Glass	30	841	28.0



Justin Reed is one of eight players to lead Ole Miss in scoring in three different seasons. No Rebel has ever led the team in scoring four times.

1987-88	Rod Barnes	29	551	19.0	2006-07	Dwayne Curtis	26	216	8.3
1986-87	Joe Ayers	29	398	13.7	2005-06	Dwayne Curtis	29	221	7.6
1985-86	Eric Smith	28	507	17.5	2004-05	Londrick Nolen	31	135	4.4
1984-85	Curtis Ritchwood	27	387	14.3		Tommie Eddie	30	131	4.4
1983-84	Eric Laird	28	488	17.3	2003-04	Justin Reed	28	209	6.3
1982-83	Carlos Clark	31	632	20.4	2002-03	Justin Reed	28	147	5.3
1981-82	Carlos Clark	30	634	21.1	2001-02	Justin Reed	31	205	6.6
1980-81	Elston Turner	29	598	20.6	2000-01	Rahim Lockhart	35	282	8.1
1979-80	*John Stroud	30	755	25.2	1999-2000	Rahim Lockhart	33	278	8.4
1978-79	*John Stroud	27	709	26.3	1998-99	Jason Smith	33	184	5.6
1977-78	John Stroud	27	488	18.1	1997-98	Ansu Sesay	29	221	7.6
1976-77	John Billips	27	466	17.3	1996-97	Ansu Sesay	29	229	7.9
1975-76	Eugene Harris	27	400	14.8	1995-96	Anthony Boone	24	149	6.2
1974-75	Dave Shepherd	26	537	20.7	1994-95	John Jackson	27	137	5.1
1973-74	Dave Shepherd	24	344	14.3	1993-94	Jarrell Evans	27	177	6.6
1972-73	Fred Cox	26	370	14.2	1992-93	Jarrell Evans	28	171	6.1
1971-72	Coolidge Ball	25	421	16.8	1991-92	Joe Harvell	28	166	5.9
1970-71	*%Johnny Neumann	23	923	40.1	1990-91	Sean Murphy	28	170	6.1
1969-70	Ron Coleman	24	499	20.8	1989-90	Gerald Glass	30	229	7.6
1968-69	Ken Turner	24	468	19.5	1988-89	Gerald Glass	30	255	8.5
1967-68	Ken Turner	24	332	13.8	1987-88	Charles Prater	29	201	6.9
1966-67	Jerry Brawner	25	363	14.5	1986-87	Eric Smith	29	232	8.0
1965-66	Mickey Williams	23	279	12.1	1985-86	Eric Smith	28	196	6.8
1964-65	Eddie Dunn	24	262	10.9	1984-85	Curtis Ritchwood	27	201	7.4
1963-64	Donnie Kessinger	22	516	23.5	1983-84	Sylvester Kincheon	28	94	3.4
1962-63	Donnie Kessinger	23	501	21.8	1982-83	Michael Partridge	31	179	5.8
1961-62	Donnie Kessinger	25	536	21.4	1981-82	Roger Stieg	30	151	5.0
1960-61	Jack Waters	23	468	20.3	1980-81	Elston Turner	29	236	8.1
1959-60	Jack Waters	23	460	20.0	1979-80	John Stroud	30	216	7.2
1958-59	Jack Waters	24	446	18.6	1978-79	John Stroud	27	247	9.2
1957-58	Carlton Garner	23	414	18.0	1977-78	John Stroud	27	230	8.5
1956-57	*Joe Gibbon	21	631	30.0	1976-77	John Billips	27	265	9.8
1955-56	Joe Gibbon	22	488	22.2	1975-76	Eugene Harris	27	265	9.8
1954-55	*Denver Brackeen	22	599	27.2	1974-75	Walter Actwood	26	295	11.3
1953-54	Denver Brackeen	20	441	22.1	1973-74	Coolidge Ball	25	246	9.8
1952-53	Cob Jarvis	24	557	23.2	1972-73	Fred Cox	26	254	9.8
1951-52	Cob Jarvis	26	403	15.5	1971-72	Fred Cox	25	270	10.8
1950-51	Ken Robbins	24	269	11.2	1970-71	Jim Farr	26	177	6.8
1949-50	R.B. Reeves	25	388	15.5	1969-70	Tom Butler	25	225	9.0
1948-49	Jack Marshall	21	283	13.5	1968-69	Jerry Brawner	24	210	8.8
1947-48	Jack Marshall	23	280	12.2	1967-68	Jerry Brawner	21	185	8.8
1946-47	Harold Kelly	20	187	9.4	1966-67	Jerry Brawner	25	230	9.2
1945-46	Jack Marshall	19	177	9.3	1965-66	Mickey Williams	23	208	9.1
1944-45	Maxie McMullen	22	417	19.0	1964-65	Jim Robbins	25	122	4.9
1943-44	— NO GAMES SCHEDULED, WW II —				1963-64	Ron Davidson	22	192	8.7
1942-43	Ray Poole	18	222	12.3	1962-63	Bill Bolton	24	242	10.1
1941-42	Harry Simpson	13	120	9.2	1961-62	Bill White	25	222	8.9
1940-41	Burnell Egger	20	221	11.1	1960-61	Sterling Ainsworth	23	232	10.1
1939-40	*Burnell Egger	18	258	14.3	1959-60	Ivan Richmann	20	207	10.4
1938-39	Burnell Egger	26	273	10.5	1958-59	Louis Griffin	24	230	9.6
1937-38	*B.L. Graham	27	473	17.5	1957-58	Louis Griffin	24	230	9.6
1936-37	B.L. Graham	18	279	15.5	1956-57	Joe Gibbon	21	296	14.1

REBOUNDING

Season	Player	G	Rebounds	Avg
2022-23	Myles Burns	33	195	5.9
2021-22	Nysier Brooks	32	233	7.3
2020-21	Luis Rodriguez	28	176	6.3
2019-20	KJ Buffen	32	196	6.1
2018-19	Terence Davis	33	191	5.8
2017-18	Terence Davis	32	198	6.2
2016-17	*Sebastian Saiz	36	409	11.4
2015-16	Sebastian Saiz	31	227	8.7
2014-15	Sebastian Saiz	34	186	5.5
2013-14	Aaron Jones	33	217	6.6
2012-13	*Murphy Holloway	36	350	9.7
2011-12	Murphy Holloway	31	279	9.0
2010-11	Reginald Buckner	33	212	6.4
2009-10	Murphy Holloway	34	259	7.6
2008-09	Murphy Holloway	31	205	6.6
2007-08	Dwayne Curtis	35	337	9.6

FIELD GOAL PERCENTAGE

(minimum 150 attempts)

Season	Player	G	FGM-FGA	Pct
2022-23	Jaemyn Brakefield	33	132-246	53.7
2021-22	Nysier Brooks	32	129-222	58.1
2020-21	Romello White	28	122-188	64.9
2019-20	Khadim Sy	31	106-202	52.5
2018-19	Bruce Stevens	33	107-212	50.5
2017-18	Bruce Stevens	32	121-235	51.5
2016-17	Terence Davis	36	200-415	48.2
2015-16	Marcanvis Hymon	32	78-149	52.3
2014-15	Sebastian Saiz	34	104-180	57.8
2013-14	Jarvis Summers	33	190-391	48.6
2012-13	*Reginald Buckner	36	125-213	58.7

2011-12	Reginald Buckner	32	85-160	53.1
2010-11	Reginald Buckner	33	95-160	59.4
2009-10	Murphy Holloway	34	150-268	56.0
2008-09	Murphy Holloway	31	108-197	54.8
2007-08	*Dwayne Curtis	35	212-335	63.3
2006-07	Kenny Williams	34	107-195	54.9
2005-06	Dwayne Curtis	29	159-280	56.8
2004-05	Tommie Eddie	30	130-232	56.0
2003-04	Justin Reed	28	193-416	46.6
2002-03	Derrick Allen	29	92-184	50.0
2001-02	David Sauders	31	124-226	54.9
2000-01	Rahim Lockhart	35	184-332	55.4
1999-2000	Rahim Lockhart	33	165-284	58.1
1998-99	Marcus Hicks	33	162-254	63.8
1997-98	Keith Carter	29	144-294	49.0
1996-97	Jason Smith	29	136-251	54.2
1995-96	Jason Smith	27	106-201	52.7
1994-95	J.J. Sims	27	103-194	53.1
1993-94	David Dean	22	86-161	53.4
1992-93	Jarrell Evans	28	81-154	52.6
1991-92	Kelvin Scales	28	111-218	50.9
1990-91	Joe Harvell	28	198-438	45.2
1989-90	Gerald Glass	30	284-580	49.0
1988-89	Gerald Glass	30	326-613	53.2
1987-88	Rod Barnes	29	207-423	48.9
1986-87	Ronnie Sims	29	110-209	52.6
1985-86	Curtis Ritchwood	26	148-265	55.8
1984-85	Curtis Ritchwood	27	166-344	48.3
1983-84	George Buckner	16	74-151	49.0
1982-83	Roger Steig	31	119-209	56.9
1981-82	Carlos Clark	30	251-403	62.2
1980-81	Carlos Clark	28	154-289	53.3
1979-80	John Stroud	30	261-469	55.7
1978-79	John Stroud	27	277-479	57.8
1977-78	John Stroud	27	207-426	48.6
1976-77	John Billips	27	199-391	50.9
1975-76	Eugene Harris	27	181-388	46.6
1974-75	Matt Meibers	26	154-324	47.5
1973-74	Fred Cox	25	152-242	62.8
1972-73	Fred Cox	26	148-296	50.0
1971-72	Fred Cox	25	148-281	52.7
1970-71	Duaine Boucher	24	90-161	55.9
1969-70	Charlie Ward	25	99-215	46.0
1968-69	Jerry Brawner	24	125-232	53.9
1967-68	Dale Stevens	23	74-176	42.0
1966-67	Jerry Brawner	25	134-264	50.7
1965-66	Mickey Williams	23	99-237	41.8
1964-65	Fred Stanley	25	95-229	41.5
1963-64	Ron Davidson	22	125-285	43.9
1962-63	Bill Bolton	24	107-225	47.6
1961-62	Bill White	25	101-194	52.1
1960-61	Jack Waters	23	183-410	44.6
1959-60	Ivan Richmann	19	96-197	48.7
1958-59	Ivan Richmann	24	107-219	48.9
1957-58	Ivan Richmann	24	84-200	42.0
1956-57	Joe Gibbon	21	227-548	41.4
1955-56	Joe Gibbon	22	191-433	44.1
1954-55	Denver Brackeen	22	203-459	44.2
1953-54	Denver Brackeen	20	147-299	49.2
1952-53	Cob Jarvis	24	204-427	47.8
1951-52	Ken Robbins	26	154-387	39.8
1950-51	R.B. Reeves	24	108-273	39.6
1949-50	R.B. Reeves	25	124-342	36.3
1948-49	R.B. Reeves	21	102-249	41.0

3-POINT FIELD GOALS MADE

Season	Player	G	3PM	3PA
2022-23	Matthew Murrell	30	62	204
2021-22	Matthew Murrell	31	59	153
2020-21	Devontae Shuler	27	53	156
2019-20	Breein Tyree	31	64	178
2018-19	Breein Tyree	33	69	184
2017-18	Terence Davis	32	59	186
2016-17	Deandre Burnett	33	73	194

2015-16	Stefan Moody	31	103	272
2014-15	Stefan Moody	34	78	222
2013-14	*Marshall Henderson	30	129	377
2012-13	*Marshall Henderson	36	138	394
2011-12	Nick Williams	34	38	118
2010-11	Chris Warren	34	95	279
2009-10	*Chris Warren	35	111	275
2008-09	David Huertas	30	77	217
2007-08	Chris Warren	35	103	265
2006-07	Clarence Sanders	34	96	262
2005-06	Todd Abernethy	30	49	116
2004-05	Kendrick Fox	31	56	131
2003-04	Aaron Harper	28	67	173
2002-03	Aaron Harper	29	65	160
2001-02	Aaron Harper	31	83	209
2000-01	Aaron Harper	35	63	178
1999-2000	Jason Harrison	33	42	125
1998-99	Keith Carter	33	77	220
1997-98	Joezon Darby	29	60	176
1996-97	Keith Carter	28	51	148
1995-96	Keith Carter	27	63	162
1994-95	Cedric Brim	27	41	122
1993-94	Walsh Jordan	27	17	34
1992-93	Joe Harvell	28	44	124
1991-92	*Joe Harvell	28	79	179
1990-91	Joe Harvell	28	45	121
1989-90	Gerald Glass	30	46	122
	Joe Harvell	30	46	102
1988-89	Gerald Glass	30	41	109
1987-88	Rod Barnes	29	31	80
1986-87	Rod Barnes	29	19	46

3-POINT FG PERCENTAGE

(minimum 50 attempts)

Season	Player	G	3PM-A	Pct
2022-23	Amaree Abram	33	39-107	36.4
2021-22	Matthew Murrell	31	59-153	38.6
2020-21	Devontae Shuler	27	53-156	34.0
2019-20	Breein Tyree	31	64-178	36.0
2018-19	Devontae Shuler	33	51-127	40.2
2017-18	Deandre Burnett	31	55-153	35.9
2016-17	Cullen Neal	36	63-154	40.9
2015-16	Anthony Perez	31	30-76	39.5
2014-15	LaDarius White	34	58-146	39.7
2013-14	Jarvis Summers	33	47-111	42.3
2012-13	LaDarius White	36	27-77	35.1
2011-12	Jarvis Summers	34	34-78	43.6
2010-11	Nick Williams	34	23-58	39.7
2009-10	Chris Warren	35	111-275	40.4
2008-09	Zach Graham	31	26-68	38.2
2007-08	Chris Warren	35	103-265	38.9
2006-07	Todd Abernethy	33	54-142	38.0
2005-06	Todd Abernethy	30	49-116	42.2
2004-05	Kendrick Fox	31	56-131	42.7
2003-04	Aaron Harper	28	67-173	38.7
2002-03	Aaron Harper	29	65-160	40.6
2001-02	David Sanders	31	36-71	50.7
2000-01	Jason Harrison	35	36-95	37.9
1999-2000	Jason Flanigan	31	34-89	38.2
1998-99	Jason Harrison	33	35-90	38.9
1997-98	Michael White	29	28-59	47.5
1996-97	Joezon Darby	26	46-131	35.1
1995-96	Keith Carter	27	63-162	38.9
1994-95	Cedric Brim	27	41-122	33.6
1993-94	Fred Johnigan	27	15-53	28.3
1992-93	Joe Harvell	28	44-124	35.5
1991-92	Joe Harvell	28	79-179	44.1
1990-91	Joe Harvell	28	45-121	37.2
1989-90	Joe Harvell	30	46-102	45.1
1988-89	Gerald Glass	30	41-109	37.6
1987-88	Rod Barnes	29	31-80	38.8
1986-87	Charles Prater	29	17-61	27.9

FREE THROW PERCENTAGE

(minimum 50 attempts)

Season	Player	G	FTM-FTA	Pct
2022-23	Matthew Murrell	30	91-108	84.3
2021-22	Jarkel Joiner	22	52-63	82.5
2020-21	Jarkel Joiner	28	82-97	84.5
2019-20	Breein Tyree	31	148-180	82.2
2018-19	Breein Tyree	33	128-154	83.1
2017-18	Deandre Burnett	31	133-166	80.1
2016-17	Deandre Burnett	33	192-218	88.1
2015-16	Stefan Moody	31	212-256	82.8
2014-15	*Stefan Moody	34	149-165	90.3
2013-14	Marshall Henderson	30	98-120	81.7
2012-13	*Marshall Henderson	36	166-188	88.3
2011-12	Nick Williams	34	46-60	76.7
2010-11	*%Chris Warren	34	168-181	92.8
2009-10	Chris Warren	35	107-131	81.7
2008-09	Chris Warren	11	59-69	85.5
2007-08	Chris Warren	35	85-106	80.2
2006-07	Todd Abernethy	33	57-72	79.2
2005-06	Bam Doyne	30	67-91	73.6
2004-05	Londrick Nolen	31	37-56	66.1
2003-04	Justin Reed	28	117-160	73.1
2002-03	David Sanders	29	88-113	77.9
2001-02	*Jason Harrison	31	92-107	86.0
2000-01	Jason Harrison	35	85-102	83.3
1999-2000	Jason Harrison	33	109-137	79.6
1998-99	Jason Harrison	33	73-92	79.3
1997-98	Keith Carter	29	82-107	76.6
1996-97	Joezon Darby	26	43-54	79.6
1995-96	Michael White	27	50-69	72.5
1994-95	Cedric Brim	27	53-72	73.6
1993-94	Ervin Garnes	27	93-121	76.9
1992-93	Joe Harvell	28	64-90	71.1
1991-92	Joe Harvell	28	86-111	77.5
1990-91	Tim Jumper	28	68-87	78.2
1989-90	Gerald Glass	30	109-148	73.6
1988-89	David Midlick	24	42-50	84.0
1987-88	Rod Barnes	29	106-126	84.1
1986-87	Rod Barnes	29	49-64	76.6
1985-86	Rod Barnes	29	71-88	80.7
1984-85	Eric Laird	21	69-98	70.4
1983-84	Bruce Tranbarger	25	43-51	84.3
1982-83	Carlos Clark	31	162-205	79.0
1981-82	Sean Tuohy	30	81-97	83.5
1980-81	Carlos Clark	28	84-111	75.7



Chris Warren led the SEC and the NCAA with a 92.8 free throw percentage in 2010-11.

1979-80	Sean Tuohy	30	86-106	81.1
1978-79	John Stroud	27	155-194	79.9
1977-78	John Stroud	27	74-98	75.5
1976-77	Walter Actwood	25	57-81	70.4
1975-76	Walter Actwood	27	34-57	59.6
1974-75	Dave Shepherd	26	103-125	82.4
1973-74	Dave Shepherd	24	74-89	83.1
1972-73	Dean Hudson	26	36-50	72.0
1971-72	*David Rhodes	24	82-91	90.1
1970-71	David Rhodes	25	79-93	84.9
1969-70	Ron Coleman	24	111-153	72.5
1968-69	Ken Turner	24	158-200	79.0
1967-68	Larry Martindale	24	47-59	79.7
1966-67	Eddie Miller	25	45-56	80.4
1965-66	Larry Martindale	22	80-97	82.5
1964-65	Jim Robbins	25	85-105	81.0
1963-64	Donnie Kessinger	22	118-145	81.4
1962-63	Donnie Kessinger	23	103-122	84.4
1961-62	Sterling Ainsworth	22	81-100	81.0
1960-61	Jack Waters	23	103-130	79.2
1959-60	*%Jack Waters	23	108-118	87.3
1958-59	Jack Waters	24	94-114	82.5
1957-58	Carlton Garner	23	68-89	76.4
1956-57	Joe Gibbon	21	177-235	75.3
1955-56	Wayland Lindsey	24	78-103	75.7
1954-55	Denver Brackeen	22	193-255	75.7
1953-54	Cob Jarvis	18	135-193	69.9
1952-53	Jerome Stenftenagel	26	49-67	73.1
1951-52	Ken Robbins	26	63-84	75.0
1950-51	Ken Robbins	24	62-89	69.7
1949-50	Al Grachler	25	67-94	71.3
1948-49	Maxie McMullen	21	52-71	73.2
1947-48	Maxie McMullen	23	68-84	81.0
1946-47	W.T. Blackledge	21	26-49	53.1

ASSISTS

Season	Player	G	Assists	Avg
2022-23	Matthew Murrell	30	79	2.6
2021-22	Austin Crowley	31	79	2.5
2020-21	Devontae Shuler	27	90	3.3
2019-20	Devontae Shuler	32	105	3.3
2018-19	Terence Davis	33	114	3.5



Sean Tuohy led the SEC in assists for four straight years and is the league's all-time assist leader.

2017-18	Deandre Burnett	31	121	3.9
2016-17	Deandre Burnett	33	104	3.2
2015-16	Stefan Moody	31	133	4.3
2014-15	Jarvis Summers	33	160	4.9
2013-14	Jarvis Summers	33	126	3.8
2012-13	Jarvis Summers	34	128	3.8
2011-12	Jarvis Summers	34	116	3.4
2010-11	Chris Warren	34	128	3.8
2009-10	Eniel Polynice	33	128	3.9
2008-09	Terrico White	31	72	2.3
2007-08	Chris Warren	35	156	4.5
2006-07	*Todd Abernethy	33	182	5.5
2005-06	Todd Abernethy	30	87	2.9
2004-05	Todd Abernethy	31	82	2.6
2003-04	Aaron Harper	28	91	3.3
2002-03	David Sanders	29	90	3.1
2001-02	Jason Harrison	31	122	3.9
2000-01	Jason Harrison	35	104	3.0
1999-2000	Jason Harrison	33	115	3.5
1998-99	Michael White	32	97	3.0
1997-98	Michael White	29	87	3.0
1996-97	Michael White	29	98	3.4
1995-96	Michael White	27	88	3.3
1994-95	Cedric Brim	27	131	4.9
1993-94	Ervin Garnes	27	57	2.1
1992-93	Kevin Watkins	28	72	2.6
1991-92	Dondi Flemister	28	101	3.6
1990-91	Dondi Flemister	28	78	2.8
1989-90	Gerald Glass	30	121	4.0
1988-89	John Matthews	30	112	3.7
1987-88	Rod Barnes	29	112	3.9
1986-87	Rod Barnes	29	175	6.0
1985-86	Rod Barnes	29	153	5.3
1984-85	Andre Laird	27	89	3.7
1983-84	Cecil Dowell	28	68	2.4
1982-83	Cecil Dowell	31	127	4.1
1981-82	*Sean Tuohy	30	215	7.2
1980-81	*Sean Tuohy	30	187	6.2
1979-80	*Sean Tuohy	30	260	8.7
1978-79	*Sean Tuohy	27	168	6.2
1977-78	Henry Jackson	27	117	4.3
1976-77	Henry Jackson	27	117	4.3
1975-76	Henry Jackson	26	86	3.3
1974-75	Bob Mahoney	26	147	5.7
1973-74	Dave Shepherd	24	101	4.2
1972-73	Bob Mahoney	26	127	4.9
1971-72	Coolidge Ball	25	42	1.7
1970-71	Johnny Neumann	23	74	3.2
1969-70	Charlie Ward	25	51	2.0

BLOCKED SHOTS

Season	Player	G	Blocks	Avg
2022-23	Theo Akwuba	31	32	1.0
2021-22	Nysier Brooks	32	40	1.3
2020-21	Romello White	28	36	1.3
2019-20	KJ Buffen	32	28	0.9
2018-19	Dominik Olejniczak	33	30	0.9
2017-18	Terence Davis	32	28	0.9
2016-17	Marcanvis Hymon	36	40	1.1
2015-16	Marcanvis Hymon	32	29	0.9
2014-15	Sebastian Saiz	34	33	0.9
2013-14	Aaron Jones	33	69	2.1
2012-13	*Reginald Buckner	36	98	2.7
2011-12	Reginald Buckner	32	69	2.2
2010-11	Reginald Buckner	33	95	2.9
2009-10	Reginald Buckner	31	64	2.1
2008-09	Malcolm White	31	43	1.4
2007-08	Kenny Williams	35	31	0.9
2006-07	Kenny Williams	34	38	1.1
2005-06	Dwayne Curtis	29	18	0.6
2004-05	Londrick Nolen	31	19	0.6
2003-04	Justin Reed	28	23	0.8
2002-03	Justin Reed	27	27	0.9
2001-02	Justin Reed	31	15	0.5

	Derrick Allen	31	15	0.5
2000-01	Rahim Lockhart	35	49	1.4
1999-2000	Rahim Lockhart	33	46	1.4
1998-99	Marcus Hicks	33	46	1.4
1997-98	Johnnie Rogers	28	48	1.7
1996-97	Johnnie Rogers	26	39	1.5
1995-96	Ansu Sesay	25	20	0.8
1994-95	Ansu Sesay	27	17	0.6
1993-94	David Dean	22	52	2.4
1992-93	*David Dean	28	56	2.0
1991-92	Kelvin Scales	28	28	1.0
1990-91	Sean Murphy	28	49	1.8
1989-90	Sean Murphy	30	47	1.6
1988-89	Sean Murphy	30	38	1.3
1987-88	Sean Murphy	29	46	1.6
1986-87	Ronnie Sims	29	39	1.3
1985-86	Ronnie Sims	29	32	1.1
1984-85	Curtis Ritchwood	15	27	0.6
1983-84	Sylvester Kincheon	28	26	0.9

STEALS

Season	Player	G	Steals	Avg
2022-23	Myles Burns	33	80	2.4
2021-22	Luis Rodriguez	32	42	1.3
2020-21	Luis Rodriguez	28	45	1.6
2019-20	Devontae Shuler	32	54	1.7
2018-19	Devontae Shuler	33	56	1.7
2017-18	Markel Crawford	32	38	1.2
2016-17	Terence Davis	36	50	1.4
2015-16	Stefan Moody	31	46	1.5
2014-15	Stefan Moody	34	57	1.7
2013-14	Marshall Henderson	30	45	1.5
2012-13	Murphy Holloway	36	58	1.6
2011-12	Murphy Holloway	31	50	1.6
2010-11	Trevor Gaskins	31	27	0.9
2009-10	Murphy Holloway	34	50	1.5
2008-09	Murphy Holloway	31	36	1.2
2007-08	Eniel Polynice	34	54	1.6
2006-07	Clarence Sanders	34	41	1.2
2005-06	Dwayne Curtis	29	46	1.6
2004-05	Cavadas Nunnery	28	43	1.5
2003-04	Aaron Harper	28	38	1.4
2002-03	Justin Reed	28	35	1.3
2001-02	Aaron Harper	31	43	1.4
2000-01	Rahim Lockhart	35	48	1.4
1999-2000	Rahim Lockhart	33	55	1.7
1998-99	Jason Smith	33	73	2.2
1997-98	Jason Smith	29	48	1.7
1996-97	Jason Smith	29	53	1.8
1995-96	Jason Smith	27	37	1.4
1994-95	Cedric Brim	27	32	1.2
1993-94	Ervin Garnes	27	55	2.0
1992-93	Kevin Watkins	28	49	1.8
1991-92	Dondi Flemister	28	38	1.4
1990-91	Dondi Flemister	28	36	1.3
1989-90	*Gerald Glass	30	70	2.3
1988-89	*Gerald Glass	30	89	3.0
1987-88	Rod Barnes	29	58	2.0
1986-87	Joe Ayers	29	46	1.6
1985-86	Eric Smith	28	49	1.8
1984-85	Joe Ayers	27	51	1.9
1983-84	Eric Laird	28	55	2.0
1982-83	Eric Laird	31	53	1.7
1981-82	Carlos Clark	30	50	1.7
1980-81	Elston Turner	29	42	1.4

* Indicates SEC leader

% Indicates NCAA leader

MISCELLANEOUS RECORDS

2012-13

Week	AP	ESPN/USA Today
Jan. 21	#23	#24
Jan. 28	#16	#16
Feb. 4	—	#23

2018-19

Week	AP	ESPN/USA Today
Jan. 14	#18	#20
Jan. 21	#20	#20

REBEL STREAKS

Overall Win Streak

13	2007-08
12	1925-26
12	1935-36 to 1936-37
11	2000-01, 1937-38

Overall Losing Streak

16	1975-76
13	1940-41
12	1962-63, 1955-56

Home Win Streak

29 – January 11, 1997 (73-69 vs. Kentucky) to January 6, 1999 (78-60 vs. Alabama)

20 – December 3, 2001 (78-43 vs. Louisiana-Monroe) to December 31, 2002 (57-49 vs. Samford)

20 – February 26, 2000 (75-67 vs. Vanderbilt) to November 28, 2001 (92-45 vs. Morris Brown)

18 – January 13, 2006 (74-72 vs. Arkansas) to January 30, 2008 (74-58 vs. Vanderbilt)

15 – January 24, 1996 (82-69 vs. Auburn) to January 5, 1997 (73-66 vs. Georgia)

15 – February 3, 1973 (84-59 vs. LSU) to February 4, 1974 (59-55 vs. Georgia)

Away/Neutral Win Streak

9	1925-26
6	6 times (MR: 2007-08)

Overall SEC Win Streak

9	1937-38
8	1997-98
6	2014-15
6	2012-13
6	2000-01

Non-SEC Homecourt Win Streak

44 1995-96 to 2001-02
(at the time, second longest in the nation)

MILESTONE WINS

No.	Opponent/Date	Score	Note
1	Mississippi College/2-17-1909	28-11	
100	Centenary/1-27-1925	35-17	
200	Memphis Coca-Cola/1-10-1936	41-40	
300	Arkansas State/2-26-1945	76-24	
400	Vanderbilt/1-17-1955	77-63	
434	Tulane/2-22-1958	83-68	Coach Graham's 100th win as head coach; first Ole Miss coach to reach 100 wins
500	Tulane/1-30-1965	62-60	
600	Texas/12-7-1974	82-74	
661	Grambling/3-6-1980	76-74	First postseason tournament victory
677	Georgia/3-7-1981	66-62	First SEC Tournament title
700	Central Arkansas/12-18-1982	67-60	
800	Vanderbilt/3-9-1990	65-62	SEC Tournament
875	Kentucky/1-11-1997	73-69	Win over No. 3 UK propels Rebels to first top-25 ranking at No. 20 (AP)
882	LSU/2-26-1997	74-68	First SEC Western Division title
900	Vanderbilt/2-11-1998	87-76	
905	Auburn/2-28-1998	74-67	Second SEC Western Division title
926	Villanova/3-12-1999	72-70	First NCAA Tournament win
968	Alabama/3-3-2001	105-71	Third SEC Western Division title
972	Notre Dame/3-18-2001	59-56	Win propels Ole Miss to first NCAA Tournament Sweet 16
1000	Arkansas-Pine Bluff/12-28-2002	71-38	
1068	Auburn/3-3-2007	83-79	Fourth SEC Western Division title
1129	Arkansas/3-6-2010	68-66	Fifth SEC Western Division title
1193	Auburn/2-23-2013	88-55	Andy Kennedy becomes school's all-time winningest coach
1198	Florida/3-17-2013	66-63	Second SEC Tournament title
1300	vs. S. Louisiana/12/12/2018	69-47	First game in Jackson since 2008

YEAR-BY-YEAR HOME RECORDS

2022-23	7-10	2001-02	13-1	1980-81	8-4
2021-22	10-8	2000-01	15-1	1979-80	8-4
2020-21	10-4	1999-00	15-3	1978-79	5-6
2019-20	12-5	1998-99	13-3	1977-78	8-5
2018-19	11-5	1997-98	14-0#	1976-77	8-4
2017-18	10-8	1996-97	14-1	1975-76	4-9
2016-17	13-6	1995-96	10-4	1974-75	6-6
2015-16	12-2	1994-95	8-7	1973-74	10-2
2014-15	9-7	1993-94	10-3	1972-73	10-2
2013-14	12-5	1992-93	7-9	1971-72	7-4
2012-13	16-1*	1991-92	8-5	1970-71	7-4
2011-12	12-3	1990-91	6-8	1969-70	4-7
2010-11	13-4	1989-90	8-4	1968-69	6-5
2009-10	15-4	1988-89	9-3	1967-68	5-6
2008-09	12-4	1987-88	9-3	1966-67	7-4
2007-08	16-2*	1986-87	11-2	1965-66	1-2
2006-07	16-1*	1985-86	9-5	OVERALL . . . 563-256 (0.687)	
2005-06	11-6	1984-85	9-7	*School-record home wins	
2004-05	8-6	1983-84	7-7	#School-record home win %	
2003-04	12-5	1982-83	12-4		
2002-03	10-6	1981-82	12-2		

ALL-TIME SERIES RECORDS

Opponent	First Meeting	Last Meeting	OM	Opp
Abilene Christian	1993	1993	1	0
Air Force	2004	2004	0	1
ALABAMA	1921	2023	58	126
Alabama A&M	1999	2008	3	0
UAB	1979	1982	4	1
ALABAMA STATE	1983	2010	7	0
Alaska-Fairbanks	2001	2001	1	0
Alcorn State	1986	2022	5	0
Appalachian State	1997	2007	2	0
Arizona	1953	2001	1	1
Arizona State	1986	1986	1	0
ARKANSAS	1938	2023	33	52
UALR	2009	2012	3	0
Arkansas-Monticello	1925	1972	16	0
Arkansas-Pine Bluff	1997	2002	4	0
Arkansas State	1945	2019	19	9
AUBURN	1928	2023	64	81
Austin Peay	1956	2015	5	0
Ball State	1997	1997	0	1
Baptist Christian	1987	1987	1	0
Baylor	1971	2018	1	2
Belhaven	1966	1966	1	0
Belmont	1998	1998	2	0
Bethune-Cookman	1990	1990	1	0
Birmingham-Southern	1949	2000	5	0
Boise State	2021	2021	0	1
Bowling Green	1978	2001	1	2
Bradley	1971	2017	3	3
BRYANT	FIRST MEETING			
Butler	2018	2019	0	2
BYU	2015	2015	1	0
CALIFORNIA	2011	2011	0	1
UCLA	2002	2002	0	1
UC Santa Barbara	2008	2008	1	0
Campbell	1986	1986	1	0
Carson-Newman	1982	1982	1	0
Centenary	1922	2009	7	6
Central Arkansas	1980	2020	4	0
UCF	2007	2022	3	1
Charleston	1973	1973	2	0
Charleston Southern	2014	2021	1	1
Charlotte@	1977	2000	2	1
Christian Brothers	1985	1988	2	0
Cincinnati	1954	2018	1	2
Citadel	1970	1970	0	1
Clemson	1965	2007	2	3
Coastal Carolina	2012	2014	3	0
Colgate	1995	1995	0	1
Colorado State	2010	2010	0	1
Connecticut	2006	2006	0	1
Creighton	2014	2016	1	1

Opponent	First Meeting	Last Meeting	OM	Opp
CSU Bakersfield	2019	2019	1	0
Davidson	1995	1996	0	2
Dayton	1980	2021	1	7
Delaware State	1994	1994	1	0
Delta State	1937	1942	2	4
Denver	1954	1954	0	1
DePaul	1983	2011	2	1
DETROIT MERCY	FIRST MEETING			
Drake	2011	2011	1	0
East Carolina	2002	2004	1	1
East Tennessee State	1952	2012	9	5
Eastern Illinois	1973	1974	1	1
Eastern Kentucky	1955	2017	2	0
EASTERN WASHINGTON	FIRST MEETING			
Elon	2021	2021	1	0
Evansville	2002	2003	2	0
Fairfield	2006	2006	1	0
FLORIDA	1940	2023	48	70
Florida A&M	2008	2008	1	0
Florida Atlantic	1995	2022	2	0
Florida Gulf Coast	2018	2018	1	0
Florida International	1996	1996	1	0
Florida State	1951	2004	1	3
Fordham	1982	2013	2	0
Fresno State	1981	1981	0	1
Furman	1953	1999	4	2
George Mason	2001	2015	1	2
Georgetown	1960	1960	1	0
GEORGIA	1928	2023	47	77
Georgia Southern	1983	2015	1	1
Georgia State	2015	2017	2	0
Georgia Tech	1926	2017	9	12
Grambling	1980	2011	2	0
Hardin-Simmons	1967	1967	1	0
Hawai'i	2012	2012	1	0
Hofstra	1990	1990	0	1
Holy Cross	1970	1970	1	0
Houston	1961	1996	2	1
Houston Baptist	1992	1996	2	0
Illinois	1988	1989	0	2
Illinois-Chicago	2005	2006	1	1
Illinois State	1978	2018	1	4
Illinois Wesleyan	1982	1982	1	0
Indiana	2009	2009	1	0
Indiana State	1989	2012	1	1
Indiana State-Evansville	1975	1975	1	0
Iona	2001	2001	1	0
Iowa State	2000	2019	0	2
IUPUI	2001	2001	1	0
Jackson State	1986	2020	4	0
Jacksonville	1977	1984	2	1

Opponent	First Meeting	Last Meeting	OM	Opp
Jacksonville St.)	1948	2009	4	0
James Madison	1991	1991	0	1
Kansas	1981	1981	0	1
Kansas State	2000	2022	4	2
KENTUCKY	1925	2023	14	110
Kentucky State	1987	1987	1	0
Kentucky Wesleyan	1969	1969	0	1
La Salle	2007	2013	1	1
Lamar	1993	2007	2	1
Lipscomb University<	1955	2012	5	0
Long Beach State	1972	1982	1	1
Long Island	1997	1997	1	0
Louisiana~	1969	2017	4	4
Louisiana Christian;	1961	1961	1	0
Louisiana-Monroe#	1969	2018	16	4
LSU	1910	2023	91	125
Louisiana Tech\$	1911	2021	8	6
Louisville	1997	2008	2	1
Loyola-Chicago	1978	1978	1	0
Loyola-Marymount	2012	2012	1	0
Loyola-New Orleans	1924	1993	4	1
MacAlester	1971	1971	1	0
MacMurray	1984	1984	1	0
Marquette	2011	2021	0	2
Marshall	1970	2008	2	1
Maryland	1929	1987	1	1
Massachusetts	2015	2016	2	0
McNeese State	1989	2012	8	1
MEMPHIS%	1910	2022	15	29
Mercer	1979	2013	5	1
Metro State	1989	1989	0	1
Miami (Fl.)	1949	2011	1	3
Michigan	1979	1979	1	0
Michigan State	1999	1999	0	1
Middle Tennessee	1947	2021	8	6
Millsaps	1912	1946	30	9
Minnesota	1968	1980	0	2
Minnesota-Duluth	1975	1975	1	0
Mississippi College	1909	1986	25	14
MISSISSIPPI STATE	1914	2023	119	149
Mississippi Valley St.	2006	2021	7	0
MISSOURI	2013	2023	15	8
Missouri-Rolla	1984	1984	1	0
Missouri-St. Louis	1983	1983	1	0
Missouri State	2000	2000	1	0
Missouri Western	1975	1981	3	0
Monmouth	2017	2017	1	0
Montana	2016	2016	1	0
Morgan State	1994	2008	3	0
Morris Brown	2000	2001	2	0
MOUNT SAINT MARY'S	FIRST MEETING			

ALL-TIME SERIES RECORDS

Opponent	First Meeting	Last Meeting	OM	Opp
Murray State	1958	2016	3	3
Nebraska	1977	2008	2	1
New Mexico	1996	2008	1	3
New Orleans	1983	2021	5	1
Nicholls	1988	2018	9	0
Norfolk State	2019	2019	1	0
North Alabama+	1952	2022	4	1
North Carolina	1923	1926	1	1
North Carolina A&T	2013	2013	1	0
NC STATE	1928	2000	1	2
UNCW	2020	2020	1	0
North Texas State	1985	1986	2	0
Northern Arizona	2014	2014	1	0
Northwestern St. (La.)	1988	2015	3	0
Notre Dame	1977	2001	1	1
Oakland	1992	1992	1	0
Ohio State	1998	2008	0	2
Oklahoma	1998	2022	2	3
Oklahoma State=	1948	2023	0	4
Oral Roberts	1992	2016	5	0
Oregon	2013	2014	1	1
Oregon State	1999	1999	1	0
Pacific	1981	1981	1	0
Pan American	1975	1975	1	0
Penn State	2010	2019	4	0
Pittsburgh	1991	1991	0	1
Portland State	1996	1996	1	0
Prairie View A&M	1991	1999	6	0
Presbyterian College	2008	2008	1	0
Rice	1983	2017	2	2
Rider	2021	2021	1	0
Rollins College	1994	1994	1	0
Rutgers	2012	2012	1	0
St. Francis, Pa.	1972	1972	1	0
St. John's	1989	1989	0	1
St. Joseph's	1987	2016	3	0
St. Louis	1954	2010	2	2
SAM HOUSTON STATE	1988	2017	6	0
Samford>	1920	2021	9	1
San Diego	2018	2018	1	0
San Diego State	1986	1986	1	0
San Francisco	2012	2012	1	0
Seattle	2019	2019	1	0
Seton Hall	2015	2015	0	1
Sewanee	1926	1964	7	3
Siena	2022	2022	1	0
South Alabama	1969	2016	5	1
SOUTH CAROLINA	1960	2023	25	22
USC-Spartanburg	1985	1985	1	0
South Carolina State	2004	2005	2	0

Opponent	First Meeting	Last Meeting	OM	Opp
South Dakota State	1976	2017	1	1
South Florida	1983	1983	1	0
Southeast Missouri State	1958	2015	3	0
Southeastern Louisiana	1956	2019	19	0
Southern	1988	2014	2	0
Southern Cal.	2000	2000	1	0
Southern Illinois	1992	2000	1	2
SMU	1968	2012	2	1
SOUTHERN MISS^	1922	2011	18	6
Southern Utah	2005	2005	1	0
Southwestern&	1912	1959	29	3
Spring Hill	1951	1952	2	0
Stanford	2022	2022	1	0
Stetson	1992	1996	2	0
Syracuse	2017	2017	1	0
Tampa	1949	1949	0	1
TEMPLE	1987	2022	2	3
TENNESSEE	1924	2023	45	78
UT-Chattanooga	1947	2022	5	2
UT Martin	2001	2022	5	0
Tennessee Tech	1959	2019	7	1
Tennessee Wesleyan	1984	1984	1	0
Texas	1955	2018	6	9
TEXAS A&M	1972	2023	4	10
Texas A&M-Corpus Christi	2009	2017	2	0
TCU	1976	2014	3	2
UTEP	2001	2009	2	0
Texas State	2010	2010	1	0
Texas Tech	1954	2010	1	4
Toledo	1976	1976	1	0
Towson	2015	2015	1	0
TROY"	1958	2015	10	0
Tulane	1921	1994	35	55
Tulsa	1953	1990	1	4
Union*	1911	1958	25	7

Opponent	First Meeting	Last Meeting	OM	Opp
Utah	2008	2017	0	2
Valparaiso	1969	2022	2	1
VANDERBILT	1925	2023	48	79
Villanova	1999	2009	1	1
Virginia	1925	1956	1	1
VCU	1999	2004	4	0
VMI	1925	1925	1	0
Virginia Tech	1979	2017	2	3
Washington & Lee	1929	1930	1	1
Washington-St. Louis	1986	1986	1	0
West Alabama	1998	1998	1	0
West Virginia	2008	2009	0	2
Western Carolina	2006	2006	1	0
Western Kentucky	2013	2021	1	2
Western Michigan	2018	2019	2	0
Wichita State	1995	2021	3	4
Winthrop	2007	2007	1	0
Wisconsin	2013	2013	1	0
Wisconsin-Green Bay	1974	1999	2	0
Xavier	2015	2015	0	1

2022-23 OPPONENTS IN BOLD CAPS

- ! - formerly Arkansas A&M
- @ - formerly UNC-Charlotte
- # - formerly Northeast Louisiana
- \$ - formerly Louisiana I.I.
- % - formerly West Tenn. St. Teachers College, Memphis St.
- ^ - formerly Miss. Normal
- ~ - formerly Southwest Louisiana, Louisiana-Lafayette
- & - formerly S.P.U.
- * - formerly SWBU
- (- formerly Tennessee-Martin
-) - formerly Jacksonville St. Teachers College, Jacksonville St. College
- + - formerly Florence State
- = - formerly Oklahoma A&M
- < - formerly David Lipscomb
- > - formerly Howard College
- " - formerly Troy State
- ; - formerly Louisiana College
- [- formerly Southwest Missouri State
-] - formerly University of Chattanooga



Ole Miss and Mississippi State own the SEC's most-played rivalry. Entering this season, the in-state foes have faced off 268 times beginning with their first meeting in 1914.

ALL-TIME OPPONENT GAME-BY-GAME RESULTS

ABILENE CHRISTIAN
All-Time: 1-0
In Oxford: 1-0
 11-29-1993 W, 90-83 Oxford, Miss.

AIR FORCE
All-Time: 0-1
Neutral Site: 0-1
 11-15-2004 L, 36-60 Milwaukee, Wis.

ALABAMA
All-Time: 58-126
In Oxford: 44-42
In Tuscaloosa: 11-74
Neutral Site: 3-10
In OT: 3-1

01-03-2023 L, 62-84 Tuscaloosa, Ala.
 02-09-22 L, 83-97 Oxford, Miss.
 12-29-20 L, 64-82 Tuscaloosa, Ala.
 02-22-20 L, 78-103 Oxford, Miss.
 03-14-19 L, 57-62 Nashville, Tenn.
 01-22-19 L, 53-74 Tuscaloosa, Ala.
 01-23-18 W, 78-66 Oxford, Miss.
 03-01-17 L, 55-70 Tuscaloosa, Ala.
 03-10-16 L, 73-81 Nashville, Tenn.
 01-07-16 W, 74-66 Oxford, Miss.
 03-03-15 W, 82-74 Tuscaloosa, Ala.
 02-26-14 W, 79-67 Oxford, Miss.
 02-11-14 L, 64-67 Tuscaloosa, Ala.
 03-05-13 W, 87-83 Oxford, Miss.
 03-03-12 W, 60-51 Oxford, Miss.
 02-04-12 L, 67-69(2ot) Tuscaloosa, Ala.
 02-26-11 W, 68-63 Oxford, Miss.
 02-12-11 L, 64-74 Tuscaloosa, Ala.
 02-27-10 W, 76-73 Tuscaloosa, Ala.
 02-06-10 W, 74-67 Oxford, Miss.
 02-28-09 L, 69-90 Oxford, Miss.
 01-21-09 L, 73-76 Tuscaloosa, Ala.
 03-01-08 W, 91-88 Oxford, Miss.
 02-13-08 L, 67-76 Tuscaloosa, Ala.
 02-28-07 L, 58-69 Tuscaloosa, Ala.
 02-10-07 W, 75-69 Oxford, Miss.
 02-11-06 L, 50-64 Oxford, Miss.
 01-07-06 W, 71-61 Tuscaloosa, Ala.
 03-11-05 L, 52-69 Atlanta, Ga.
 02-12-05 L, 45-71 Tuscaloosa, Ala.
 01-22-05 L, 58-66 Oxford, Miss.
 02-28-04 L, 69-84 Tuscaloosa, Ala.
 01-24-04 W, 71-60 Oxford, Miss.
 03-02-03 L, 63-86 Tuscaloosa, Ala.
 01-21-03 W, 76-57 Oxford, Miss.
 03-03-02 W, 84-56 Oxford, Miss.
 02-06-02 L, 59-79 Tuscaloosa, Ala.
 03-03-01 W, 105-71 Oxford, Miss.
 01-17-01 L, 63-82 Tuscaloosa, Ala.
 03-01-00 W, 63-59 Oxford, Miss.
 01-29-00 L, 67-96 Tuscaloosa, Ala.
 02-24-1999 L, 74-78 Tuscaloosa, Ala.
 01-06-99 W, 78-60 Oxford, Miss.
 02-07-98 W, 75-74 Oxford, Miss.
 01-10-98 W, 74-63 Tuscaloosa, Ala.
 02-12-97 L, 54-57 Tuscaloosa, Ala.
 01-08-97 L, 46-59 Oxford, Miss.
 03-02-96 L, 63-67 Tuscaloosa, Ala.
 01-27-96 W, 70-63 Oxford, Miss.
 03-01-95 L, 50-69 Tuscaloosa, Ala.
 01-11-95 L, 60-74 Oxford, Miss.
 02-26-94 L, 62-83 Tuscaloosa, Ala.
 01-15-94 W, 70-54 Oxford, Miss.
 02-20-93 W, 83-82(ot) Oxford, Miss.
 01-16-93 L, 67-80 Tuscaloosa, Ala.
 03-04-92 L, 83-84 Oxford, Miss.
 01-22-92 W, 78-77 Tuscaloosa, Ala.
 02-06-91 L, 74-79 Tuscaloosa, Ala.
 01-12-91 L, 73-76 Oxford, Miss.
 03-10-90 L, 51-70 Orlando, Fla.
 02-07-90 L, 64-74 Tuscaloosa, Ala.
 01-06-90 L, 48-66 Oxford, Miss.
 03-10-89 L, 56-64 Knoxville, Tenn.
 02-08-89 L, 54-55 Oxford, Miss.
 01-07-89 L, 67-79 Tuscaloosa, Ala.
 03-10-88 W, 64-59(ot) Baton Rouge, La.
 02-24-88 W, 64-47 Oxford, Miss.

01-23-88 L, 66-73 Tuscaloosa, Ala.
 02-18-87 L, 69-90 Tuscaloosa, Ala.
 01-17-87 L, 62-71 Oxford, Miss.
 03-02-86 L, 59-74 Tuscaloosa, Ala.
 01-29-86 L, 62-69 Oxford, Miss.
 03-02-85 L, 49-61 Oxford, Miss.
 01-30-85 L, 47-54 Tuscaloosa, Ala.
 02-20-84 L, 65-74 Tuscaloosa, Ala.
 01-23-84 L, 56-69 Oxford, Miss.
 02-21-83 W, 56-52 Oxford, Miss.
 01-24-83 W, 64-63 Tuscaloosa, Ala.
 02-06-82 W, 79-69 Oxford, Miss.
 01-09-82 L, 71-75 Tuscaloosa, Ala.
 02-07-81 L, 49-51 Tuscaloosa, Ala.
 01-10-81 L, 48-74 Oxford, Miss.
 02-02-80 W, 71-65 Oxford, Miss.
 01-05-80 L, 56-78 Tuscaloosa, Ala.
 02-24-79 W, 89-80 Oxford, Miss.
 02-08-79 L, 73-83 Tuscaloosa, Ala.
 03-04-78 L, 63-66 Oxford, Miss.
 01-02-78 L, 62-65 Tuscaloosa, Ala.
 02-07-77 L, 68-72 Oxford, Miss.
 01-10-77 L, 88-101 Tuscaloosa, Ala.
 02-16-76 L, 70-78 Oxford, Miss.
 01-19-76 L, 41-64 Tuscaloosa, Ala.
 02-15-75 L, 79-88 Tuscaloosa, Ala.
 01-13-75 L, 71-74 Oxford, Miss.
 02-16-74 L, 57-77 Oxford, Miss.
 01-14-74 L, 71-88 Tuscaloosa, Ala.
 03-05-73 L, 67-92 Tuscaloosa, Ala.
 02-05-73 W, 66-62 Oxford, Miss.
 03-06-72 L, 68-75 Oxford, Miss.
 02-07-72 L, 88-93 Tuscaloosa, Ala.
 03-01-71 L, 72-74 Tuscaloosa, Ala.
 02-01-71 L, 91-101 Oxford, Miss.
 03-02-70 W, 93-83 Oxford, Miss.
 02-02-70 L, 87-95 Tuscaloosa, Ala.
 03-03-69 W, 78-72 Tuscaloosa, Ala.
 02-03-69 W, 53-51(ot) Oxford, Miss.
 02-12-68 W, 77-69 Oxford, Miss.
 12-16-67 L, 59-76 Tuscaloosa, Ala.
 02-13-67 L, 73-83 Tuscaloosa, Ala.
 12-17-66 W, 79-58 Oxford, Miss.
 02-28-66 L, 66-99 Tuscaloosa, Ala.
 02-09-66 L, 60-79 Oxford, Miss.
 01-09-65 L, 72-107 Tuscaloosa, Ala.
 01-02-65 L, 87-91 Oxford, Miss.
 01-04-64 L, 77-83 Oxford, Miss.
 01-05-63 L, 74-80 Tuscaloosa, Ala.
 01-06-62 L, 62-68 Oxford, Miss.
 01-07-61 L, 54-80 Tuscaloosa, Ala.
 01-02-60 W, 86-77 Oxford, Miss.
 01-03-59 L, 76-89 Tuscaloosa, Ala.
 01-04-58 L, 44-70 Memphis, Tenn.
 12-28-57 W, 79-76 Starkville, Miss.
 01-05-57 L, 84-93 Tuscaloosa, Ala.
 01-07-56 L, 65-69 Oxford, Miss.
 01-08-55 L, 59-70 Tuscaloosa, Ala.
 01-09-54 W, 62-60 Oxford, Miss.
 12-18-53 L, 68-72 Birmingham, Ala.
 01-19-53 L, 54-60 Tuscaloosa, Ala.
 12-17-51 L, 79-80 Oxford, Miss.
 02-28-51 W, 44-42 Louisville, Ky.
 12-11-50 W, 67-61 Tuscaloosa, Ala.
 02-22-50 W, 61-52 Oxford, Miss.
 12-08-49 L, 38-56 Tuscaloosa, Ala.
 02-26-49 L, 57-64 Tuscaloosa, Ala.
 01-29-49 W, 42-37 Oxford, Miss.
 02-21-48 W, 40-35 Oxford, Miss.
 02-10-48 L, 36-37 Tuscaloosa, Ala.
 02-21-47 L, 28-33 Oxford, Miss.
 02-15-47 L, 30-83 Tuscaloosa, Ala.
 01-09-47 L, 40-46 Memphis, Tenn.
 02-09-46 L, 45-61 Tuscaloosa, Ala.
 01-30-46 L, 34-36 Oxford, Miss.
 02-15-43 W, 44-29 Oxford, Miss.
 02-01-43 L, 40-50 Tuscaloosa, Ala.
 02-18-42 L, 24-44 Oxford, Miss.
 01-14-42 L, 20-49 Tuscaloosa, Ala.
 02-22-41 L, 21-46 Tuscaloosa, Ala.
 02-14-41 L, 40-44 Oxford, Miss.
 02-22-40 L, 25-28 Oxford, Miss.
 01-22-40 L, 40-50 Tuscaloosa, Ala.

02-07-39 L, 21-30 Tuscaloosa, Ala.
 02-06-39 L, 25-46 Tuscaloosa, Ala.
 02-17-38 W, 50-38 Oxford, Miss.
 02-16-38 W, 43-36 Oxford, Miss.
 02-26-37 L, 34-35 Knoxville, Tenn.
 02-16-37 L, 31-32 Tuscaloosa, Ala.
 02-15-37 L, 34-38 Tuscaloosa, Ala.
 01-28-36 L, 32-38 Oxford, Miss.
 01-27-36 W, 42-34 Oxford, Miss.
 01-15-35 L, 27-42 Tuscaloosa, Ala.
 01-14-35 L, 26-38 Tuscaloosa, Ala.
 01-27-34 L, 18-34 Oxford, Miss.
 01-22-34 L, 25-50 Oxford, Miss.
 01-19-33 L, 21-57 Oxford, Miss.
 01-18-33 L, 23-35 Oxford, Miss.
 02-16-32 W, 33-30 Oxford, Miss.
 02-15-32 L, 21-23 Oxford, Miss.
 02-21-31 L, 21-30 Tuscaloosa, Ala.
 02-20-31 L, 25-27 Tuscaloosa, Ala.
 01-28-30 L, 26-30 Oxford, Miss.
 01-27-30 L, 21-31 Oxford, Miss.
 02-05-29 L, 28-41 Tuscaloosa, Ala.
 02-04-29 L, 24-39 Tuscaloosa, Ala.
 02-01-27 W, 33-32 Oxford, Miss.
 01-31-27 W, 29-21 Oxford, Miss.
 02-06-26 W, 35-25 Tuscaloosa, Ala.
 02-05-26 W, 32-22 Tuscaloosa, Ala.
 02-29-24 L, 42-44 Atlanta, Ga.
 02-23-23 W, 28-17 Oxford, Miss.
 02-07-23 L, 22-33 Tuscaloosa, Ala.
 02-12-21 W, 28-13 Oxford, Miss.
 02-11-21 W, 31-18 Oxford, Miss.
 01-19-21 W, 22-18 Tuscaloosa, Ala.
 01-20-21 L, 17-21 Tuscaloosa, Ala.

ALABAMA A&M
All-Time: 3-0
In Oxford: 3-0
 01-02-2008 W, 86-50 Oxford, Miss.
 12-22-06 W, 81-57 Oxford, Miss.
 11-23-98 W, 89-45 Oxford, Miss.

UAB
All-Time: 4-1
In Oxford: 3-0
In Birmingham: 1-1
 12-07-1982 W, 66-54 Oxford, Miss.
 12-05-81 L, 58-72 Birmingham, Ala.
 12-06-80 W, 83-72 Oxford, Miss.
 12-08-79 W, 67-66 Birmingham, Ala.
 12-09-78 W, 82-77 Oxford, Miss.

ALABAMA STATE
All-Time: 7-0
In Oxford: 6-0
In Montgomery: 1-0
 11-16-2009 W, 90-53 Oxford, Miss.
 12-15-08 W, 85-82 Oxford, Miss.
 12-30-03 W, 68-44 Oxford, Miss.
 11-27-02 W, 74-58 Oxford, Miss.
 12-01-1999 W, 76-65 Montgomery, Ala.
 11-13-98 W, 87-45 Oxford, Miss.
 03-17-83 W, 87-75 Oxford, Miss.

ALASKA FAIRBANKS
All-Time: 1-0
In Fairbanks: 1-0
 11-17-2001 W, 75-58 Fairbanks, Alaska

ALCORN STATE
All-Time: 5-0
In Oxford: 4-0
Neutral Site: 1-0
 11-07-2022 W, 73-58 Oxford, Miss.
 12-30-10 W, 100-62 Oxford, Miss.
 12-30-05 W, 82-69 Oxford, Miss.
 12-19-1991 W, 111-67 Oxford, Miss.
 12-07-85 W, 76-70 Jackson, Miss.

APPALACHIAN STATE
All-Time: 2-0
In Oxford: 1-0
Neutral Site: 1-0
 03-14-2007 W, 73-59 Oxford, Miss.
 12-27-1996 W, 75-63 Albuquerque, N.M.

ARIZONA
All-Time: 1-1
Neutral Site: 1-1
 03-23-2001 L, 56-66 San Antonio, Texas
 01-02-1953 W, 75-70 Memphis, Tenn.

ARIZONA STATE
All-Time: 1-0
Neutral Site: 1-0
 12-27-1986 W, 76-63 San Diego, Calif.

ARKANSAS
All-Time: 33-52
In Oxford: 20-9
In Fayetteville: 11-23
Neutral Site: 2-20
In OT: 2-1

01-21-2023 L, 57-69 Fayetteville, Ark.
 01-26-22 L, 54-64 Oxford, Miss.
 01-27-21 L, 59-74 Fayetteville, Ark.
 01-11-20 L, 72-76 Oxford, Miss.
 03-02-19 L, 73-74 Fayetteville, Ark.
 01-19-19 W, 84-67 Oxford, Miss.
 02-13-18 L, 64-75 Oxford, Miss.
 01-20-18 L, 93-97 Fayetteville, Ark.
 03-10-17 L, 72-73 Nashville, Tenn.
 02-18-17 L, 80-98 Fayetteville, Ark.
 02-13-16 W, 76-60 Oxford, Miss.
 02-14-15 L, 70-71 Oxford, Miss.
 01-17-15 W, 96-82 Fayetteville, Ark.
 03-05-14 L, 80-110 Fayetteville, Ark.
 01-19-13 W, 76-64 Oxford, Miss.
 02-28-12 W, 77-75 Fayetteville, Ark.
 01-11-12 W, 71-63 Oxford, Miss.
 03-05-11 W, 84-74 Oxford, Miss.
 02-05-11 W, 69-60 Fayetteville, Ark.
 03-01-10 W, 68-66 Fayetteville, Ark.
 01-31-10 L, 73-80 Oxford, Miss.
 03-04-09 W, 98-91(ot) Fayetteville, Ark.
 01-14-09 W, 74-65 Oxford, Miss.
 03-04-08 W, 81-72 Oxford, Miss.
 02-09-08 L, 69-75 Fayetteville, Ark.
 02-17-07 L, 66-83 Fayetteville, Ark.
 01-13-07 W, 74-72 Oxford, Miss.
 02-15-06 W, 73-70 Oxford, Miss.
 01-25-06 L, 58-71 Fayetteville, Ark.
 02-05-05 L, 65-66 Oxford, Miss.
 01-05-05 L, 46-69 Fayetteville, Ark.
 03-06-04 W, 55-45 Oxford, Miss.
 01-17-04 L, 78-86 Fayetteville, Ark.
 03-08-03 W, 64-54 Fayetteville, Ark.
 01-25-03 W, 73-54 Oxford, Miss.
 02-09-02 W, 79-67 Oxford, Miss.
 01-19-02 W, 70-64 Fayetteville, Ark.
 01-31-01 W, 84-73 Oxford, Miss.
 01-10-01 W, 53-48 Fayetteville, Ark.
 02-02-00 W, 87-82 Oxford, Miss.
 01-05-00 L, 64-71 Fayetteville, Ark.
 01-30-1999 W, 89-81 Oxford, Miss.
 01-09-99 W, 76-65 Fayetteville, Ark.
 02-25-98 W, 81-65 Oxford, Miss.
 02-05-98 L, 87-100 Fayetteville, Ark.
 01-29-97 W, 71-52 Oxford, Miss.
 01-02-97 W, 91-74 Fayetteville, Ark.
 02-14-96 L, 73-79 Fayetteville, Ark.
 01-10-96 L, 62-63 Oxford, Miss.
 02-18-95 L, 70-85 Fayetteville, Ark.
 01-04-95 W, 76-71 Oxford, Miss.
 02-19-94 L, 73-90 Memphis, Tenn.
 01-05-94 L, 81-87 Fayetteville, Ark.
 02-27-93 L, 63-85 Oxford, Miss.
 01-06-93 L, 78-90 Fayetteville, Ark.
 03-07-92 L, 83-100 Fayetteville, Ark.
 01-18-92 L, 93-114 Oxford, Miss.
 12-05-89 L, 76-90 Pine Bluff, Ark.
 12-13-88 L, 68-74 Memphis, Tenn.

ALL-TIME OPPONENT GAME-BY-GAME RESULTS

12-09-87..... L, 40-79..... Fayetteville, Ark.
 12-03-86..... L, 56-70..... Memphis, Tenn.
 12-15-79..... L, 59-67..... Little Rock, Ark.
 12-19-78..... L, 66-67..... Memphis, Tenn.
 12-09-74..... W, 84-73..... Fayetteville, Ark.
 12-10-73..... W, 117-66..... Oxford, Miss.
 12-07-68..... W, 65-61 (ot)..... Oxford, Miss.
 12-09-67..... L, 62-64..... Fayetteville, Ark.
 12-29-64..... L, 48-82..... Shreveport, La.
 12-28-63..... L, 68-76..... Shreveport, La.
 12-15-62..... L, 60-90..... Blytheville, Ark.
 12-16-61..... L, 54-59..... Little Rock, Ark.
 12-10-60..... L, 71-77..... Fayetteville, Ark.
 12-12-59..... W, 78-63..... Little Rock, Ark.
 12-13-58..... L, 81-83(ot)..... Memphis, Tenn.
 12-13-57..... L, 58-61..... Little Rock, Ark.
 01-28-56..... L, 69-85..... Memphis, Tenn.
 12-17-54..... L, 64-74..... Fayetteville, Ark.
 01-05-54..... L, 76-89..... Memphis, Tenn.
 12-20-52..... L, 72-104..... Fayetteville, Ark.
 12-08-51..... L, 66-68..... Memphis, Tenn.
 12-07-51..... L, 58-66..... Little Rock, Ark.
 12-21-50..... W, 46-41..... Little Rock, Ark.
 12-20-50..... L, 35-45..... Memphis, Tenn.
 12-23-37..... L, 46-48..... North Little Rock, Ark.
 12-22-37..... L, 42-47..... Memphis, Tenn.

UALR

All-Time: 3-0
In Oxford: 2-0
In Little Rock: 1-0
 11-16-2012..... W, 92-52..... Oxford, Miss.
 12-11-10..... W, 84-70..... Little Rock, Ark.
 11-13-09..... W, 92-64..... Oxford, Miss.

ARKANSAS-MONTICELLO

All-Time: 16-0
In Oxford: 11-0
In Monticello: 5-0
 12-04-1972..... W, 92-55..... Monticello, Ark.
 12-04-71..... W, 114-86..... Monticello, Ark.
 12-04-70..... W, 114-86..... Monticello, Ark.
 12-06-69..... W, 85-61..... Oxford, Miss.
 12-04-68..... W, 90-75..... Monticello, Ark.
 12-06-67..... W, 99-78..... Oxford, Miss.
 12-07-66..... W, 96-69..... Oxford, Miss.
 12-02-65..... W, 72-71..... Oxford, Miss.
 12-09-64..... W, 65-50..... Oxford, Miss.
 12-03-64..... W, 63-62..... Monticello, Ark.
 12-02-63..... W, 93-62..... Oxford, Miss.
 12-03-62..... W, 74-60..... Oxford, Miss.
 12-16-26..... W, 40-16..... Oxford, Miss.
 12-15-26..... W, 53-24..... Oxford, Miss.
 12-16-25..... W, 44-21..... Oxford, Miss.
 12-17-25..... W, 42-13..... Oxford, Miss.

ARKANSAS PINE BLUFF

All-Time: 4-0
In Oxford: 4-0
 12-28-2002..... W, 71-37..... Oxford, Miss.
 12-29-01..... W, 95-53..... Oxford, Miss.
 11-18-00..... W, 98-47..... Oxford, Miss.
 11-24-1997..... W, 81-36..... Oxford, Miss.

ARKANSAS STATE

All-Time: 19-9
In Oxford: 13-2
In Jonesboro: 6-5
Neutral Site: 0-2
In OT: 1-0
 11-08-2019..... W, 71-43..... Oxford, Miss.
 11-12-10..... W, 68-60..... Oxford, Miss.
 12-02-09..... W, 79-57..... Jonesboro, Ark.
 11-14-08..... W, 65-52..... Oxford, Miss.
 12-19-05..... W, 85-78..... Oxford, Miss.
 12-01-04..... L, 68-70..... Jonesboro, Ark.
 11-21-03..... L, 69-74..... Oxford, Miss.
 12-17-1991..... L, 62-64..... Memphis, Tenn.
 12-16-90..... L, 61-73..... Memphis, Tenn.
 12-13-60..... W, 86-47..... Oxford, Miss.
 12-05-60..... L, 53-59..... Jonesboro, Ark.
 12-14-59..... W, 75-58..... Oxford, Miss.
 12-05-59..... W, 67-57..... Jonesboro, Ark.

12-19-57..... L, 56-76..... Jonesboro, Ark.
 12-09-57..... W, 62-58..... Oxford, Miss.
 12-22-56..... W, 79-78(ot)..... Jonesboro, Ark.
 12-10-56..... W, 87-66..... Oxford, Miss.
 01-04-56..... L, 71-78..... Jonesboro, Ark.
 12-12-55..... W, 95-79..... Oxford, Miss.
 12-22-52..... W, 78-68..... Jonesboro, Ark.
 12-08-52..... W, 100-80..... Oxford, Miss.
 01-01-52..... W, 64-62..... Jonesboro, Ark.
 12-10-51..... W, 77-54..... Oxford, Miss.
 02-18-48..... L, 53-78..... Jonesboro, Ark.
 02-14-48..... W, 67-51..... Oxford, Miss.
 01-13-47..... L, 29-41..... Oxford, Miss.
 02-26-45..... W, 76-24..... Oxford, Miss.
 01-13-45..... W, 64-26..... Jonesboro, Ark.

AUBURN

All-Time: 64-81
In Oxford: 43-25
In Auburn: 17-55
Neutral Site: 4-1
In OT: 4-3
 02-22-2023..... L, 74-78..... Auburn, Ala.
 01-10-23..... L, 73-82..... Oxford, Miss.
 02-23-22..... L, 64-77..... Auburn, Ala.
 01-15-22..... L, 71-80..... Oxford, Miss.
 02-06-21..... W, 86-84(ot)..... Auburn, Ala.
 01-06-21..... W, 72-61..... Oxford, Miss.
 02-25-20..... L, 58-67..... Auburn, Ala.
 01-28-20..... L, 82-83(ot)..... Oxford, Miss.
 02-13-19..... W, 60-55..... Auburn, Ala.
 01-09-19..... W, 82-67..... Oxford, Miss.
 01-30-18..... L, 70-79..... Oxford, Miss.
 01-09-18..... L, 70-85..... Auburn, Ala.
 02-11-17..... W, 90-84..... Oxford, Miss.
 01-07-17..... W, 88-85..... Auburn, Ala.
 02-20-16..... W, 69-59..... Auburn, Ala.
 01-27-16..... W, 80-63..... Oxford, Miss.
 02-07-15..... W, 86-79..... Auburn, Ala.
 01-09-14..... W, 65-62..... Oxford, Miss.
 02-23-13..... W, 88-55..... Oxford, Miss.
 01-26-13..... W, 63-61..... Auburn, Ala.
 02-11-12..... W, 61-54..... Oxford, Miss.
 03-08-12..... W, 68-54..... New Orleans, La.
 01-14-12..... L, 68-69(2ot)..... Auburn, Ala.
 03-02-11..... L, 73-76..... Auburn, Ala.
 02-16-11..... W, 90-59..... Oxford, Miss.
 02-24-10..... W, 85-75..... Oxford, Miss.
 01-28-10..... W, 84-74..... Auburn, Ala.
 02-25-09..... L, 64-77..... Auburn, Ala.
 02-04-09..... W, 78-59..... Oxford, Miss.
 02-16-08..... L, 78-90..... Oxford, Miss.
 01-19-08..... L, 77-80..... Auburn, Ala.
 03-03-07..... W, 83-79..... Oxford, Miss.
 02-03-07..... L, 82-59..... Auburn, Ala.
 02-25-06..... L, 54-58..... Oxford, Miss.
 02-08-06..... L, 50-58..... Auburn, Ala.
 02-02-05..... W, 70-55..... Oxford, Miss.
 01-15-05..... W, 79-72..... Auburn, Ala.
 02-14-04..... W, 72-68..... Oxford, Miss.
 01-10-04..... L, 53-80..... Auburn, Ala.
 02-22-03..... L, 75-80..... Oxford, Miss.
 02-05-03..... L, 71-77..... Auburn, Ala.
 02-13-02..... L, 62-65..... Auburn, Ala.
 01-09-02..... W, 69-65..... Oxford, Miss.
 02-24-01..... W, 64-62..... Oxford, Miss.
 02-03-01..... W, 74-70..... Auburn, Ala.
 02-19-00..... L, 72-75..... Auburn, Ala.
 01-22-00..... W, 79-77(ot)..... Oxford, Miss.
 02-09-1999..... L, 66-95..... Auburn, Ala.
 01-13-99..... L, 59-74..... Oxford, Miss.
 02-29-98..... W, 74-67..... Oxford, Miss.
 01-31-98..... L, 67-68..... Auburn, Ala.
 03-01-97..... W, 71-63..... Auburn, Ala.
 02-01-97..... W, 57-46..... Oxford, Miss.
 02-21-96..... L, 62-69..... Auburn, Ala.
 01-24-96..... W, 82-69..... Oxford, Miss.
 02-04-95..... W, 77-75..... Oxford, Miss.
 01-08-95..... L, 74-88..... Auburn, Ala.
 03-02-94..... W, 68-62..... Auburn, Ala.
 01-19-94..... W, 88-85(2ot)..... Oxford, Miss.
 02-24-93..... L, 73-83..... Auburn, Ala.
 02-03-93..... L, 74-85..... Oxford, Miss.

02-29-92..... L, 84-110..... Auburn, Ala.
 01-13-92..... L, 83-96..... Oxford, Miss.
 02-09-91..... L, 69-72..... Auburn, Ala.
 01-09-91..... L, 60-62..... Oxford, Miss.
 02-17-90..... L, 84-95..... Auburn, Ala.
 01-17-90..... W, 80-72..... Oxford, Miss.
 03-09-89..... W, 80-68..... Knoxville, Tenn.
 02-18-89..... W, 80-77..... Oxford, Miss.
 01-18-89..... W, 65-64..... Auburn, Ala.
 03-02-88..... L, 76-92..... Auburn, Ala.
 01-30-88..... W, 69-66..... Oxford, Miss.
 02-25-87..... W, 73-67..... Oxford, Miss.
 01-24-87..... L, 61-85..... Auburn, Ala.
 02-22-86..... L, 73-75..... Auburn, Ala.
 01-27-86..... L, 61-73..... Oxford, Miss.
 03-06-85..... L, 60-68..... Birmingham, Ala.
 02-23-85..... L, 57-69..... Oxford, Miss.
 01-24-85..... L, 73-93..... Auburn, Ala.
 02-27-84..... W, 72-71..... Oxford, Miss.
 01-31-84..... W, 80-60..... Auburn, Ala.
 02-01-83..... L, 59-82..... Auburn, Ala.
 01-31-83..... W, 61-48..... Oxford, Miss.
 01-30-82..... W, 64-57..... Oxford, Miss.
 01-02-82..... L, 71-75..... Auburn, Ala.
 01-31-81..... W, 61-58..... Auburn, Ala.
 01-03-81..... W, 46-45..... Oxford, Miss.
 01-26-80..... W, 71-54..... Oxford, Miss.
 12-05-79..... L, 73-76..... Auburn, Ala.
 02-10-79..... L, 54-56(2ot)..... Auburn, Ala.
 01-13-79..... W, 77-72..... Oxford, Miss.
 02-18-78..... L, 67-92..... Auburn, Ala.
 01-21-78..... W, 84-75..... Oxford, Miss.
 02-28-77..... L, 84-97..... Auburn, Ala.
 01-31-77..... L, 65-72..... Oxford, Miss.
 03-08-76..... L, 88-103..... Auburn, Ala.
 01-05-76..... L, 66-72..... Oxford, Miss.
 02-08-75..... W, 72-70..... Oxford, Miss.
 01-06-75..... W, 86-104..... Auburn, Ala.
 02-09-74..... L, 75-85..... Auburn, Ala.
 01-07-74..... W, 93-65..... Oxford, Miss.
 03-08-73..... L, 73-77..... Auburn, Ala.
 01-02-73..... L, 58-66..... Oxford, Miss.
 03-09-72..... W, 89-83..... Oxford, Miss.
 01-03-72..... W, 69-65..... Auburn, Ala.
 03-07-71..... L, 85-86..... Auburn, Ala.
 12-12-70..... W, 108-96..... Oxford, Miss.
 03-07-70..... L, 66-67..... Oxford, Miss.
 12-13-69..... L, 77-91..... Auburn, Ala.
 03-08-69..... L, 70-80..... Auburn, Ala.
 12-14-68..... L, 64-75..... Oxford, Miss.
 02-19-68..... W, 57-56..... Oxford, Miss.
 01-06-68..... L, 71-90..... Auburn, Ala.
 02-20-67..... L, 67-86..... Auburn, Ala.
 01-07-67..... L, 56-67..... Oxford, Miss.
 02-26-66..... L, 74-86..... Auburn, Ala.
 02-05-66..... L, 55-70..... Oxford, Miss.
 01-11-65..... L, 52-67..... Auburn, Ala.
 01-04-65..... L, 53-77..... Oxford, Miss.
 01-06-64..... W, 59-58(ot)..... Oxford, Miss.
 01-07-63..... L, 44-79..... Auburn, Ala.
 01-08-62..... L, 58-64..... Oxford, Miss.
 01-06-61..... L, 40-51..... Auburn, Ala.
 01-04-60..... W, 64-56..... Oxford, Miss.
 01-05-59..... L, 47-60..... Auburn, Ala.
 01-06-58..... L, 51-71..... Oxford, Miss.
 01-07-57..... L, 66-88..... Auburn, Ala.
 01-09-56..... W, 76-69..... Oxford, Miss.
 01-10-55..... L, 81-85..... Auburn, Ala.
 01-11-54..... L, 61-66..... Auburn, Ala.
 02-11-53..... L, 65-72..... Auburn, Ala.
 01-03-53..... W, 65-55..... Memphis, Tenn.
 01-19-52..... W, 76-58..... Oxford, Miss.
 12-09-50..... W, 65-61..... Auburn, Ala.
 01-30-50..... L, 63-77..... Oxford, Miss.
 12-09-49..... L, 60-64..... Auburn, Ala.
 02-28-49..... L, 61-65..... Auburn, Ala.
 01-17-49..... W, 47-43..... Oxford, Miss.
 01-12-48..... L, 50-59..... Auburn, Ala.
 12-13-46..... W, 58-38..... Oxford, Miss.
 12-19-41..... L, 31-34..... Oxford, Miss.
 01-13-41..... L, 30-43..... Auburn, Ala.
 02-28-28..... W, 31-30..... Atlanta, Ga.
 02-11-28..... L, 38-58..... Auburn, Ala.

02-10-28..... W, 43-42..... Auburn, Ala.

AUSTIN PEAY

All-Time: 5-0
In Oxford: 5-0
 01-03-2015..... W, 92-63..... Oxford, Miss.
 12-04-02..... W, 74-46..... Oxford, Miss.
 11-28-1998..... W, 105-62..... Oxford, Miss.
 12-18-90..... W, 83-80..... Oxford, Miss.
 12-15-56..... W, 82-63..... Oxford, Miss.

BALL STATE

All-Time: 0-1
Neutral Site: 0-1
 12-06-1997..... L, 66-70..... Muncie, Ind.

BAPTIST CHRISTIAN

All-Time: 1-0
In Oxford: 1-0
 12-19-87..... W, 84-55..... Oxford, Miss.

BAYLOR

All-Time: 1-2
In Oxford: 0-1
Neutral Site: 1-1
 11-23-2018..... W, 78-70..... Destin, Fla.
 01-28-17..... L, 75-78..... Oxford, Miss.
 12-29-1970..... L, 113-132..... Charleston, S.C.

BELHAVEN

All-Time: 1-0
In Jackson: 1-0
 12-03-1966..... W, 68-60..... Jackson, Miss.

BELMONT

All-Time: 2-0
In Oxford: 2-0
 11-16-1998..... W, 91-42..... Oxford, Miss.
 12-17-97..... W, 100-59..... Oxford, Miss.

BETHUNE-COOKMAN

All-Time: 1-0
Neutral Site: 1-0
 11-30-1990..... W, 80-56..... Deland, Fla.

BIRMINGHAM SOUTHERN

All-Time: 5-0
In Oxford: 3-0
In Birmingham: 2-0
 01-02-2000..... W, 89-48..... Oxford, Miss.
 02-12-1953..... W, 85-71..... Birmingham, Ala.
 01-05-52..... W, 92-42..... Oxford, Miss.
 12-10-49..... W, 60-64..... Birmingham, Ala.
 12-03-49..... W, 61-46..... Oxford, Miss.

BOISE STATE

All-Time: 0-1
Neutral Site: 0-1
 11-21-2021..... L, 50-60..... Charleston, S.C.

BOWLING GREEN

All-Time: 1-2
In Oxford: 1-0
In Bowling Green: 0-1
Neutral Site: 0-1
In OT: 0-1
 11-15-2001..... L, 78-82(ot)..... Fairbanks, Alaska
 12-17-1980..... L, 76-79..... Bowling Green, Ohio
 12-04-78..... W, 100-78..... Oxford, Miss.

BRADLEY

All-Time: 3-3
In Oxford: 2-1
In Peoria: 1-1
Neutral Site: 0-1
 12-22-2017..... W, 82-59..... Oxford, Miss.
 12-19-16..... W, 66-49..... Oxford, Miss.
 11-28-15..... W, 67-54..... Peoria, Ill.
 12-28-1994..... L, 61-63..... Oxford, Miss.
 12-29-93..... L, 58-70..... Peoria, Ill.
 12-11-71..... L, 71-72..... Nashville, Tenn.

ALL-TIME OPPONENT GAME-BY-GAME RESULTS

BUTLER

All-Time: 0-2
In Oxford: 0-1
In Indianapolis: 0-1
 12-03-2019 L, 58-67.....Oxford, Miss.
 11-16-2018 L, 76-83.....Indianapolis, Ind.

BYU

All-Time: 1-0
Neutral Site: 1-0
 03-17-2015 W, 94-90.....Dayton, Ohio

CALIFORNIA

All-Time: 0-1
In Berkeley: 0-1
 03-16-2011 L, 74-77.....Berkeley, Calif.

UCLA

All-Time: 0-1
Neutral Site: 0-1
 03-15-2002 L, 58-80.....Pittsburgh, Pa.

UC SANTA BARBARA

All-Time: 1-0
In Oxford: 1-0
 03-19-2008 W, 83-68.....Oxford, Miss.

CAMPBELL

All-Time: 1-0
Neutral Site: 1-0
 12-21-1985 W, 61-44.....Birmingham, Ala.

CARSON-NEWMAN

All-Time: 1-0
In Oxford: 1-0
 12-01-1982 W, 91-70.....Oxford, Miss.

CENTENARY

All-Time: 7-6
In Oxford: 5-3
In Shreveport: 2-3
In OT: 0-1
 12-19-2009 W, 108-64.....Oxford, Miss.
 11-26-05 W, 107-67.....Oxford, Miss.
 11-25-04 W, 72-60.....Oxford, Miss.
 12-10-66 W, 75-65.....Shreveport, La.
 12-11-65 L, 64-78.....Oxford, Miss.
 12-30-64 L, 65-97.....Shreveport, La.
 12-07-64 W, 68-67.....Shreveport, La.
 12-27-63 L, 79-82(ot).....Shreveport, La.
 12-09-63 L, 78-97.....Oxford, Miss.
 12-10-62 L, 68-82.....Shreveport, La.
 12-09-61 W, 87-63.....Oxford, Miss.
 01-27-25 W, 35-17.....Oxford, Miss.
 02-01-22 L, 15-21.....Oxford, Miss.

CENTRAL ARKANSAS

All-Time: 4-0
In Oxford: 3-0
Neutral Site: 1-0
 12-14-2020 W, 68-54.....Oxford, Miss.
 11-18-06 W, 75-61.....Hartford, Conn.
 12-18-1982 W, 67-60.....Oxford, Miss.
 11-29-80 W, 82-50.....Oxford, Miss.

UCF

All-Time: 3-1
In Oxford: 2-1
In Orlando: 1-0
 12-14-2022 L, 61-72.....Oxford, Miss.
 01-05-10 W, 84-56.....Oxford, Miss.
 11-26-08 W, 78-46.....Oxford, Miss.
 12-08-07 W, 76-67.....Orlando, Fla.

CHARLESTON

All-Time: 2-0
In Oxford: 2-0
 12-03-1973 W, 94-55.....Oxford, Miss.
 02-19-73 W, 73-47.....Oxford, Miss.

CHARLESTON SOUTHERN

All-Time: 1-1
In Oxford: 1-1
In OT: 0-1
 11-12-2021 W, 93-68.....Oxford, Miss.
 11-14-14 L, 65-66(ot).....Oxford, Miss.

CHARLOTTE

All-Time: 2-1
In Oxford: 2-0
In Charlotte: 0-1
 03-15-2000 W, 62-45.....Oxford, Miss.
 11-29-1978 L, 57-68.....Charlotte, N.C.
 12-30-77 W, 81-64.....Oxford, Miss.

CHRISTIAN BROTHERS

All-Time: 2-0
In Oxford: 1-0
Neutral Site: 1-0
 11-25-1988 W, 101-60.....Jackson, Miss.
 11-26-85 W, 80-67.....Oxford, Miss.

CINCINNATI

All-Time: 1-2
Neutral Site: 1-2
 11-24-2018 L, 57-71.....Destin, Fla.
 11-29-14 W, 66-54.....Niceville, Fla.
 12-27-1954 L, 70-78.....Owensboro, Ky.

THE CITADEL

All-Time: 0-1
In Charleston: 0-1
 12-30-1970 L, 90-109.....Charleston, S.C.

CLEMSON

All-Time: 2-3
In Oxford: 0-1
In Clemson: 1-2
Neutral Site: 1-0
 03-19-2007 L, 68-89.....Clemson, S.C.
 12-22-07 W, 85-82.....San Juan, Puerto Rico
 03-12-1982 W, 53-49.....Clemson, S.C.
 11-29-74 L, 80-93.....Clemson, S.C.
 12-29-65 L, 57-85.....Oxford, Miss.

COASTAL CAROLINA

All-Time: 3-0
In Oxford: 2-0
In Conway: 1-0
 12-18-2014 W, 71-68.....Oxford, Miss.
 11-16-13 W, 72-70.....Conway, S.C.
 11-13-12 W, 90-72.....Oxford, Miss.

COLGATE

All-Time: 0-1
Neutral Site: 0-1
 12-01-1995 L, 51-53.....Iowa City, Iowa

COLORADO STATE

All-Time: 0-1
Neutral Site: 0-1
 12-23-2010 L, 61-68.....Cancun, Mexico

CONNECTICUT

All-Time: 0-1
In Storrs: 0-1
 11-19-2006 L, 59-77.....Storrs, Conn.

CREIGHTON

All-Time: 1-1
Neutral Site: 1-1
 11-21-2016 L, 77-86.....St. Thomas, U.S. Virgin Islands
 11-28-14 W, 75-68.....Niceville, Fla.

CSU BAKERSFIELD

All-Time: 1-0
In Oxford: 1-0
 12-07-2019 W, 83-67.....Oxford, Miss.

DAVIDSON

All-Time: 0-2
In Oxford: 0-1
In Davidson: 0-1
In OT: 0-1
 12-02-1996 L, 56-59.....Davidson, N.C.
 11-27-95 L, 83-84(ot).....Oxford, Miss.

DAYTON

All-Time: 1-7
In Oxford: 1-2
In Dayton: 0-4
Neutral Site: 0-1
In OT: 0-2
 12-18-2021 W, 76-68.....Oxford, Miss.
 12-19-20 L, 62-65.....Dayton, Ohio
 12-30-14 L, 74-78.....Dayton, Ohio
 01-04-14 L, 80-83(ot).....Oxford, Miss.
 12-30-11 L, 50-62.....Dayton, Ohio
 03-30-10 L, 63-68.....New York, N.Y.
 11-20-10 L, 71-78(ot).....Oxford, Miss.
 12-20-1980 L, 70-72.....Dayton, Ohio

DELAWARE STATE

All-Time: 1-0
In Oxford: 1-0
 12-20-1994 W, 75-61.....Oxford, Miss.

DELTA STATE

All-Time: 2-4
In Oxford: 2-2
In Cleveland: 0-2
 02-09-1942 L, 36-42.....Oxford, Miss.
 12-12-41 L, 29-30.....Cleveland, Miss.
 01-20-41 L, 31-42.....Oxford, Miss.
 12-16-40 L, 20-42.....Cleveland, Miss.
 02-06-37 W, 83-32.....Oxford, Miss.
 02-05-37 W, 67-36.....Oxford, Miss.

DENVER

All-Time: 0-1
Neutral Site: 0-1
In OT: 0-1
 12-28-1954 L, 81-88(ot).....Owensboro, Ky.

DEPAUL

All-Time: 2-1
In Chicago: 1-1
Neutral Site: 1-0
 12-01-2011 W, 70-68.....Chicago, Ill.
 12-20-07 W, 69-63.....San Juan, Puerto Rico
 03-25-1983 L, 67-75.....Chicago, Ill.

DRAKE

All-Time: 1-0
Neutral Site: 1-0
 11-18-2011 W, 63-59.....St. Thomas, U.S. Virgin Islands

EAST CAROLINA

All-Time: 1-1
In Oxford: 1-0
In Greenville: 0-1
 01-03-2004 W, 65-49.....Oxford, Miss.
 11-24-02 L, 58-65.....Greenville, N.C.

EAST TENNESSEE STATE

All-Time: 9-5
In Oxford: 5-2
In Johnson City: 3-3
Neutral Site: 1-0
In OT: 2-0
 12-14-2012 W, 77-55.....Oxford, Miss.
 12-18-10 W, 71-50.....Oxford, Miss.
 12-02-1995 W, 65-50.....Iowa City, Iowa
 02-25-85 L, 64-70.....Oxford, Miss.
 11-30-83 W, 46-44.....Oxford, Miss.
 12-04-82 L, 63-69.....Johnson City, Tenn.
 12-29-62 L, 53-61.....Johnson City, Tenn.
 12-21-59 L, 60-79.....Johnson City, Tenn.
 02-11-58 W, 55-53(2ot).....Johnson City, Tenn.
 12-06-56 W, 89-88(ot).....Oxford, Miss.
 02-14-56 W, 72-69.....Johnson City, Tenn.
 12-09-54 W, 62-50.....Oxford, Miss.

02-16-54 W, 86-69.....Johnson City, Tenn.
 12-06-52 L, 65-74.....Oxford, Miss.

EASTERN ILLINOIS

All-Time: 1-1
In Oxford: 1-0
In Charleston: 0-1
 12-18-1974 L, 65-85.....Charleston, Ill.
 12-22-73 W, 90-77.....Oxford, Miss.

EASTERN KENTUCKY

All-Time: 2-0
In Oxford: 1-0
Neutral Site: 1-0
 11-13-2017 W, 85-75.....Oxford, Miss.
 12-16-1955 W, 95-92.....Montgomery, Ala.

ELON

All-Time: 1-0
Neutral Site: 1-0
 11-19-2021 W, 74-56.....Charleston, S.C.

EVANSVILLE

All-Time: 2-0
In Oxford: 1-0
In Evansville: 1-0
 12-17-2003 W, 69-66.....Evansville, Ind.
 12-23-02 W, 87-69.....Oxford, Miss.

FAIRFIELD

All-Time: 1-0
Neutral Site: 1-0
 11-17-2006 W, 70-67.....Hartford, Conn. (neutral)

FLORIDA

All-Time: 48-70
In Oxford: 32-23
In Gainesville: 12-43
Neutral Site: 4-4
In OT: 1-6
 02-15-2023 L, 64-79.....Gainesville, Fla.
 02-05-22 L, 57-62(ot).....Gainesville, Fla.
 01-24-22 W, 70-54.....Oxford, Miss.
 01-12-21 L, 63-72.....Gainesville, Fla.
 02-08-20 W, 68-51.....Oxford, Miss.
 01-14-20 L, 55-71.....Gainesville, Fla.
 01-30-19 L, 86-90(ot).....Gainesville, Fla.
 01-13-18 W, 78-72.....Oxford, Miss.
 01-03-17 L, 63-70.....Gainesville, Fla.
 02-09-16 L, 72-77.....Gainesville, Fla.
 01-16-16 L, 71-80.....Oxford, Miss.
 02-12-15 W, 62-61.....Gainesville, Fla.
 01-24-15 W, 72-71.....Oxford, Miss.
 02-22-14 L, 71-75.....Oxford, Miss.
 03-17-13 W, 66-63.....Nashville, Tenn.
 02-02-13 L, 64-78.....Gainesville, Fla.
 01-26-12 L, 60-64.....Oxford, Miss.
 01-08-11 L, 71-77.....Gainesville, Fla.
 02-20-10 L, 61-64.....Oxford, Miss.
 01-10-09 L, 68-78.....Gainesville, Fla.
 01-16-08 W, 89-87.....Oxford, Miss.
 03-10-07 L, 59-80.....Atlanta, Ga.
 01-20-07 L, 70-79.....Gainesville, Fla.
 01-31-06 L, 58-69.....Oxford, Miss.
 02-16-05 L, 53-90.....Gainesville, Fla.
 02-21-04 L, 66-81.....Oxford, Miss.
 02-12-03 L, 55-74.....Gainesville, Fla.
 02-16-02 W, 68-51.....Oxford, Miss.
 03-10-01 W, 74-69.....Nashville, Tenn.
 02-21-01 L, 55-75.....Gainesville, Fla.
 03-09-00 L, 67-89.....Atlanta, Ga.
 01-08-00 L, 71-75.....Oxford, Miss.
 02-06-1999 W, 79-68.....Gainesville, Fla.
 01-07-98 W, 90-79.....Oxford, Miss.
 02-23-97 W, 67-65.....Gainesville, Fla.
 03-07-96 L, 62-75.....New Orleans, La.
 01-20-96 L, 55-59.....Oxford, Miss.
 03-09-95 L, 59-63.....Atlanta, Ga.
 01-28-95 L, 57-72.....Gainesville, Fla.
 02-09-94 L, 55-74.....Oxford, Miss.
 03-11-93 W, 67-62.....Lexington, Ky.
 02-17-93 L, 47-94.....Gainesville, Fla.
 02-12-92 L, 84-86(ot).....Oxford, Miss.

ALL-TIME OPPONENT GAME-BY-GAME RESULTS

02-02-91..... L, 81-91(2ot) Oxford, Miss.
 01-02-91..... L, 49-65..... Gainesville, Fla.
 02-03-90..... W, 83-63..... Gainesville, Fla.
 01-02-90..... W, 75-60..... Oxford, Miss.
 02-05-89..... L, 67-78..... Gainesville, Fla.
 01-05-89..... W, 80-71..... Oxford, Miss.
 02-17-88..... W, 82-75..... Oxford, Miss.
 01-16-88..... L, 72-77..... Gainesville, Fla.
 02-11-87..... L, 62-85..... Gainesville, Fla.
 01-10-87..... L, 72-80..... Oxford, Miss.
 02-12-86..... L, 57-66..... Gainesville, Fla.
 01-11-86..... W, 79-67..... Oxford, Miss.
 02-13-85..... W, 56-54..... Oxford, Miss.
 01-12-85..... L, 64-82..... Gainesville, Fla.
 02-24-84..... L, 53-59..... Oxford, Miss.
 01-29-84..... L, 48-78..... Gainesville, Fla.
 02-26-83..... L, 64-75..... Gainesville, Fla.
 01-29-83..... W, 67-61..... Oxford, Miss.
 02-13-82..... W, 58-57(ot)..... Gainesville, Fla.
 01-16-82..... W, 69-67..... Oxford, Miss.
 02-14-81..... W, 66-52..... Oxford, Miss.
 01-17-81..... L, 71-74..... Gainesville, Fla.
 02-09-80..... W, 57-54..... Gainesville, Fla.
 01-12-80..... W, 85-65..... Oxford, Miss.
 02-12-79..... W, 67-65..... Gainesville, Fla.
 01-15-79..... W, 58-47..... Oxford, Miss.
 02-20-78..... L, 63-80..... Gainesville, Fla.
 01-23-78..... L, 56-61..... Oxford, Miss.
 02-26-77..... L, 78-84..... Gainesville, Fla.
 01-29-77..... W, 90-83..... Oxford, Miss.
 03-06-76..... W, 94-83..... Gainesville, Fla.
 01-03-76..... L, 58-70..... Oxford, Miss.
 02-22-75..... W, 101-92..... Oxford, Miss.
 01-20-75..... L, 80-85..... Gainesville, Fla.
 02-23-74..... L, 61-77..... Gainesville, Fla.
 01-21-74..... W, 83-73..... Oxford, Miss.
 02-26-73..... W, 97-80..... Oxford, Miss.
 01-29-73..... L, 59-65..... Gainesville, Fla.
 02-28-72..... W, 87-74..... Gainesville, Fla.
 01-31-72..... W, 86-72..... Oxford, Miss.
 02-22-71..... L, 68-85..... Oxford, Miss.
 01-25-71..... L, 86-106..... Gainesville, Fla.
 02-23-70..... L, 62-63..... Gainesville, Fla.
 01-26-70..... W, 79-77..... Oxford, Miss.
 02-24-69..... W, 79-77..... Oxford, Miss.
 01-27-69..... L, 66-88..... Gainesville, Fla.
 01-08-68..... L, 75-94..... Gainesville, Fla.
 01-03-68..... L, 68-70..... Oxford, Miss.
 01-09-67..... L, 63-78..... Oxford, Miss.
 12-31-66..... L, 64-79..... Gainesville, Fla.
 01-29-66..... L, 61-96..... Oxford, Miss.
 01-15-66..... L, 49-79..... Gainesville, Fla.
 02-15-65..... L, 53-85..... Gainesville, Fla.
 01-16-65..... L, 39-60..... Oxford, Miss.
 02-17-64..... W, 97-91..... Oxford, Miss.
 02-18-63..... W, 72-63..... Gainesville, Fla.
 02-19-62..... L, 62-63..... Oxford, Miss.
 02-20-61..... L, 77-81(ot)..... Gainesville, Fla.
 02-13-60..... W, 90-81..... Oxford, Miss.
 02-16-59..... L, 97-102(ot)..... Gainesville, Fla.
 12-29-58..... W, 71-47..... Jacksonville, Fla.
 02-17-58..... W, 67-65..... Oxford, Miss.
 02-18-57..... L, 81-92..... Gainesville, Fla.
 02-20-56..... W, 90-77..... Oxford, Miss.
 02-21-55..... L, 72-78..... Gainesville, Fla.
 02-22-54..... W, 86-66..... Oxford, Miss.
 02-28-53..... W, 64-61..... Gainesville, Fla.
 02-02-52..... W, 56-45..... Oxford, Miss.
 01-10-51..... L, 58-69..... Gainesville, Fla.
 01-09-50..... W, 54-46..... Gainesville, Fla.
 02-19-49..... L, 61-63..... Oxford, Miss.
 12-17-42..... W, 51-44..... Oxford, Miss.
 12-16-42..... W, 35-32..... Oxford, Miss.
 02-13-42..... L, 35-46..... Gainesville, Fla.
 12-18-40..... L, 27-35..... Oxford, Miss.

FLORIDA A&M

All-Time: 1-0
In Oxford: 1-0
 12-22-2008..... W, 86-63..... Oxford, Miss.

FLORIDA ATLANTIC

All-Time: 2-0
In Oxford: 2-0
 11-11-2022..... W, 80-67..... Oxford, Miss.
 01-16-95..... W, 77-49..... Oxford, Miss.

FLORIDA GULF COAST

All-Time: 1-0
In Oxford: 1-0
 12-29-2018..... W, 87-57..... Oxford, Miss.

FLORIDA INTERNATIONAL

All-Time: 1-0
In Oxford: 1-0
 12-20-1996..... W, 74-64..... Oxford, Miss.

FLORIDA STATE

All-Time: 1-3
In Oxford: 1-1
In Tallahassee: 0-2
 12-04-2004..... L, 64-69..... Oxford, Miss.
 12-03-03..... L, 60-66..... Tallahassee, Fla.
 02-14-1951..... W, 79-75..... Oxford, Miss.
 01-11-51..... L, 58-63..... Tallahassee, Fla.

FORDHAM

All-Time: 2-0
In Oxford: 1-0
Neutral Site: 1-0
 01-04-2013..... W, 95-68..... Oxford, Miss.
 12-10-1982..... W, 57-47..... Provo, Utah

FRESNO STATE

All-Time: 0-1
Neutral Site: 0-1
 12-11-1981..... L, 44-46..... Lafayette, La.

FURMAN

All-Time: 4-2
In Oxford: 0-1
In Greenville: 3-1
Neutral Site: 1-0
 11-26-1999..... W, 75-61..... Greenville, S.C.
 12-16-68..... W, 77-72..... Greenville, S.C.
 12-30-65..... L, 64-80..... Greenville, S.C.
 12-29-67..... W, 84-82..... Greenville, S.C.
 12-13-67..... L, 68-72..... Oxford, Miss.
 12-30-53..... W, 88-78..... Oklahoma City, Okla.

GEORGE MASON

All-Time: 1-2
In Oxford: 0-1
In Fairfax: 1-0
Neutral Site: 0-1
 11-19-2015..... L, 62-68..... Charleston, S.C.
 11-30-02..... W, 56-49..... Fairfax, Va.
 12-01-01..... L, 70-71..... Oxford, Miss.

GEORGETOWN

All-Time: 1-0
Neutral Site: 1-0
 12-28-1960..... W, 78-73..... Shreveport, La.

GEORGIA

All-Time: 47-77
In Oxford: 28-25
In Athens: 16-43
Neutral Site: 3-9
In OT: 4-2
 02-07-2023..... W, 78-74..... Athens, Ga.
 01-14-23..... L, 58-62..... Oxford, Miss.
 02-19-22..... W, 85-68..... Athens, Ga.
 01-30-21..... L, 61-71..... Athens, Ga.
 01-16-21..... L, 74-78..... Oxford, Miss.
 03-11-20..... L, 63-81..... Nashville, Tenn.
 01-25-20..... W, 70-60..... Athens, Ga.
 02-23-19..... W, 72-71..... Oxford, Miss.
 02-09-19..... W, 80-64..... Athens, Ga.
 01-03-18..... L, 60-71..... Athens, Ga.
 01-11-17..... L, 47-69..... Oxford, Miss.
 02-27-16..... L, 66-80..... Athens, Ga.
 01-09-16..... W, 72-71..... Oxford, Miss.
 02-25-15..... L, 72-76..... Oxford, Miss.

01-20-15..... L, 64-69..... Athens, Ga.
 03-14-14..... L, 73-75..... Atlanta, Ga.
 02-15-14..... L, 60-61..... Athens, Ga.
 02-16-13..... W, 84-74(ot)..... Oxford, Miss.
 01-21-12..... W, 66-63..... Athens, Ga.
 01-15-11..... L, 76-98..... Oxford, Miss.
 01-13-10..... W, 80-76..... Athens, Ga.
 02-21-09..... W, 69-47..... Oxford, Miss.
 03-13-08..... L, 95-97(ot)..... Atlanta, Ga.
 03-08-08..... W, 76-62..... Athens, Ga.
 02-21-07..... W, 67-49..... Oxford, Miss.
 01-21-06..... L, 65-72..... Athens, Ga.
 01-12-05..... W, 59-54..... Oxford, Miss.
 02-04-04..... L, 51-64..... Athens, Ga.
 02-26-03..... L, 82-89..... Oxford, Miss.
 02-02-02..... L, 72-79..... Athens, Ga.
 01-13-01..... L, 66-70..... Oxford, Miss.
 02-12-00..... L, 65-71..... Athens, Ga.
 01-23-1999..... W, 85-76..... Oxford, Miss.
 03-06-98..... W, 72-67..... Atlanta, Ga.
 01-28-98..... L, 68-70..... Athens, Ga.
 01-05-97..... W, 73-66..... Oxford, Miss.
 01-03-96..... L, 38-74..... Athens, Ga.
 03-04-95..... L, 51-79..... Oxford, Miss.
 01-22-94..... W, 85-69..... Athens, Ga.
 01-02-03..... L, 61-75..... Oxford, Miss.
 03-12-92..... L, 66-85..... Birmingham, Ala.
 02-09-92..... L, 66-86..... Athens, Ga.
 03-02-91..... L, 62-72..... Oxford, Miss.
 01-30-91..... L, 62-117..... Athens, Ga.
 02-21-90..... L, 83-107..... Athens, Ga.
 01-20-90..... W, 84-74..... Oxford, Miss.
 02-22-89..... W, 88-79..... Oxford, Miss.
 01-21-89..... W, 74-70(ot)..... Athens, Ga.
 02-27-88..... W, 75-72..... Oxford, Miss.
 01-27-88..... L, 70-86..... Athens, Ga.
 03-06-87..... L, 63-65..... Atlanta, Ga.
 02-21-87..... L, 65-69..... Athens, Ga.
 01-21-87..... W, 80-68..... Oxford, Miss.
 02-26-86..... L, 61-62..... Oxford, Miss.
 01-25-86..... L, 75-91..... Athens, Ga.
 02-27-85..... L, 66-94..... Athens, Ga.
 01-26-85..... L, 51-81..... Oxford, Miss.
 02-06-84..... W, 56-54(ot)..... Oxford, Miss.
 01-10-84..... L, 51-70..... Athens, Ga.
 03-11-83..... L, 55-69..... Birmingham, Ala.
 02-07-83..... W, 76-59..... Athens, Ga.
 01-10-83..... L, 53-68..... Oxford, Miss.
 02-27-82..... L, 58-64..... Athens, Ga.
 12-16-81..... W, 56-54..... Oxford, Miss.
 03-07-81..... W, 66-62..... Birmingham, Ala.
 02-28-81..... W, 64-62..... Oxford, Miss.
 12-23-80..... L, 62-70..... Athens, Ga.
 02-23-80..... L, 65-77..... Athens, Ga.
 12-12-79..... L, 62-64..... Oxford, Miss.
 01-29-79..... W, 82-63..... Athens, Ga.
 01-24-79..... L, 53-59..... Oxford, Miss.
 02-06-78..... L, 56-57..... Athens, Ga.
 01-09-78..... W, 75-63..... Oxford, Miss.
 02-12-77..... L, 76-92..... Athens, Ga.
 01-15-77..... W, 82-62..... Oxford, Miss.
 02-23-76..... L, 68-70..... Athens, Ga.
 01-26-76..... L, 72-74..... Oxford, Miss.
 02-03-75..... W, 93-87..... Athens, Ga.
 01-02-75..... L, 83-88..... Oxford, Miss.
 02-04-74..... W, 59-55..... Oxford, Miss.
 01-05-74..... W, 79-70..... Athens, Ga.
 02-24-73..... W, 69-62..... Oxford, Miss.
 01-27-73..... L, 67-71..... Athens, Ga.
 02-26-72..... L, 69-79..... Athens, Ga.
 01-29-72..... L, 74-80..... Oxford, Miss.
 02-20-71..... W, 76-72..... Oxford, Miss.
 01-23-71..... L, 80-88..... Athens, Ga.
 02-21-70..... L, 79-84..... Athens, Ga.
 01-24-70..... L, 84-96..... Oxford, Miss.
 02-22-69..... L, 82-85(ot)..... Oxford, Miss.
 01-25-69..... L, 81-84..... Athens, Ga.
 02-26-68..... L, 77-111..... Athens, Ga.
 01-01-68..... L, 64-70..... Oxford, Miss.
 02-27-67..... W, 75-67..... Oxford, Miss.
 01-20-67..... L, 78-85..... Athens, Ga.
 01-31-66..... L, 71-91..... Oxford, Miss.
 02-13-65..... L, 68-90..... Athens, Ga.

02-15-64..... W, 80-72..... Oxford, Miss.
 02-16-63..... L, 63-76..... Athens, Ga.
 02-17-62..... W, 79-75..... Oxford, Miss.
 02-18-61..... L, 69-73..... Athens, Ga.
 02-15-60..... W, 65-63(ot)..... Oxford, Miss.
 02-14-59..... L, 69-84..... Athens, Ga.
 02-15-58..... W, 81-63..... Oxford, Miss.
 02-16-57..... W, 99-91..... Athens, Ga.
 02-18-56..... W, 105-65..... Oxford, Miss.
 02-19-55..... L, 80-86..... Athens, Ga.
 02-20-54..... W, 99-91..... Oxford, Miss.
 12-19-53..... W, 87-73..... Birmingham, Ala.
 02-02-53..... W, 77-75..... Athens, Ga.
 01-07-52..... W, 103-52..... Oxford, Miss.
 01-06-51..... L, 41-59..... Athens, Ga.
 03-02-50..... L, 58-59..... Louisville, Ky.
 01-07-50..... L, 52-70..... Athens, Ga.
 01-07-49..... L, 54-63..... Oxford, Miss.
 01-10-48..... L, 66-74..... Athens, Ga.
 01-10-47..... L, 38-46..... Oxford, Miss.
 02-26-43..... L, 27-36..... Louisville, Ky.
 02-16-42..... L, 27-36..... Athens, Ga.
 02-15-41..... L, 46-53..... Oxford, Miss.
 02-29-40..... L, 27-45..... Knoxville, Tenn.
 01-19-40..... L, 41-45..... Athens, Ga.
 02-14-28..... L, 33-37..... Athens, Ga.
 02-13-28..... W, 44-37..... Athens, Ga.

GEORGIA SOUTHERN

All-Time: 1-1
In Oxford: 1-0
Neutral Site: 0-1
 11-16-2015..... W, 82-72..... Oxford, Miss.
 12-30-1983..... L, 58-60..... Chattanooga, Tenn.

GEORGIA STATE

All-Time: 2-0
In Oxford: 2-0
 11-17-2017..... W, 77-72..... Oxford, Miss.
 11-25-15..... W, 68-59..... Oxford, Miss.

GEORGIA TECH

All-Time: 9-12
In Oxford: 3-5
In Atlanta: 3-6
Neutral Site: 3-1
In OT: 0-1
 03-21-2017..... L, 66-74..... Oxford, Miss.
 11-29-13..... W, 77-67..... Brooklyn, N.Y.
 01-11-1964..... L, 54-69..... Atlanta, Ga.
 01-12-63..... L, 71-73(ot)..... Oxford, Miss.
 01-13-62..... W, 60-55..... Atlanta, Ga.
 01-14-61..... W, 69-67..... Oxford, Miss.
 01-11-60..... L, 66-91..... Atlanta, Ga.
 01-12-59..... L, 70-89..... Oxford, Miss.
 01-13-58..... L, 67-76..... Atlanta, Ga.
 01-14-57..... L, 78-82..... Oxford, Miss.
 01-16-56..... L, 58-79..... Atlanta, Ga.
 01-15-55..... W, 81-66..... Oxford, Miss.
 01-16-54..... W, 80-71..... Atlanta, Ga.
 02-07-53..... W, 78-63..... Oxford, Miss.
 01-14-52..... W, 94-64..... Atlanta, Ga.
 01-27-51..... L, 59-73..... Oxford, Miss.
 01-14-41..... L, 47-60..... Atlanta, Ga.
 01-20-40..... L, 39-50..... Atlanta, Ga.
 03-02-39..... W, 42-38..... Knoxville, Tenn.
 03-05-38..... L, 47-58..... Baton Rouge, La.
 02-27-26..... W, 36-24..... Atlanta, Ga. (neutral)

GRAMBLING

All-Time: 2-0
In Oxford: 2-0
 11-14-2011..... W, 69-39..... Oxford, Miss.
 02-06-1980..... W, 76-74..... Oxford, Miss.

HARDIN-SIMMONS

All-Time: 1-0
Neutral Site: 1-0
 12-30-1967..... W, 65-63..... Greenville, S.C.

ALL-TIME OPPONENT GAME-BY-GAME RESULTS

HAWAII

All-Time: 1-0
In Honolulu: 1-0
 12-25-2012 W, 81-66 Honolulu, Hawaii

HOFSTRA

All-Time: 0-1
Neutral Site: 0-1
 12-01-1990 L, 73-78 Deland, Fla.

HOLY CROSS

All-Time: 1-0
Neutral Site: 1-0
 12-18-1970 W, 99-93 Huntington, W. Va.

HOUSTON

All-Time: 2-1
In Oxford: 1-0
In Houston: 1-1
In OT: 0-1
 12-07-1996 W, 93-71 Oxford, Miss.
 12-21-95 W, 76-67 Houston, Texas
 12-20-61 L, 62-63(2ot) Houston, Texas

HOUSTON BAPTIST

All-Time: 2-0
In Oxford: 2-0
 02-05-1996 W, 106-63 Oxford, Miss.
 12-03-92 W, 103-61 Oxford, Miss.

ILLINOIS

All-Time: 0-2
In Oxford: 0-1
In Champaign: 0-1
 11-28-1989 L, 72-83 Oxford, Miss.
 12-03-88 L, 79-91 Champaign, Ill.

ILLINOIS-CHICAGO

All-Time: 1-1
In Oxford: 1-0
In Chicago: 0-1
 12-19-2006 W, 77-64 Oxford, Miss.
 12-10-05 L, 75-87 Chicago, Ill.

ILLINOIS STATE

All-Time: 1-4
In Oxford: 0-2
In Normal: 1-1
Neutral Site: 0-1
In OT: 0-2
 12-08-2018 W, 81-74 Normal, Ill.
 12-16-17 L, 97-101(ot) Oxford, Miss.
 03-14-12 L, 93-96(ot) Oxford, Miss.
 11-16-04 L, 52-70 Milwaukee, Wis.
 12-23-1978 L, 72-76 Normal, Ill.

ILLINOIS WESLEYAN

All-Time: 1-0
In Oxford: 1-0
 12-21-1982 W, 77-65 Oxford, Miss.

INDIANA

All-Time: 1-0
Neutral Site: 1-0
 11-19-2009 W, 89-71 San Juan, Puerto Rico

INDIANA STATE

All-Time: 1-1
Neutral Site: 1-1
In OT: 0-1
 12-22-2012 L, 85-87(ot) Honolulu, Hawaii
 12-09-1989 W, 70-64 Champaign, Ill.

INDIANA STATE-EVANSVILLE

All-Time: 1-0
In Oxford: 1-0
 12-01-1975 W, 86-64 Oxford, Miss.

IONA

All-Time: 1-0
Neutral Site: 1-0
 03-16-2001 W, 72-70 Kansas City, Mo.

IOWA STATE

All-Time: 0-2
In Oxford: 0-1
Neutral Site: 0-1
 01-26-2019 L, 73-87 Oxford, Miss.
 12-23-00 L, 69-73 Laie, Hawaii

IUPUI

All-Time: 1-0
Neutral Site: 1-0
 12-21-2001 W, 77-70 El Paso, Texas

JACKSON STATE

All-Time: 4-0
In Oxford: 4-0
 12-20-2020 W, 80-45 Oxford, Miss.
 11-25-1991 W, 69-55 Oxford, Miss.
 12-08-90 W, 99-80 Oxford, Miss.
 12-09-86 W, 58-36 Oxford, Miss.

JACKSONVILLE

All-Time: 2-1
In Oxford: 1-0
Neutral Site: 1-1
 12-22-1984 L, 47-71 Jacksonville, Fla. (neutral)
 12-19-80 W, 59-50 Dayton, Ohio
 12-10-77 W, 90-73 Oxford, Miss.

JACKSONVILLE STATE

All-Time: 4-0
In Oxford: 3-0
In Jacksonville: 1-0
 12-29-2009 W, 90-75 Oxford, Miss.
 12-22-03 W, 64-56 Oxford, Miss.
 11-19-1999 W, 74-59 Oxford, Miss.
 02-11-48 W, 50-48 Jacksonville, Ala.

JAMES MADISON

All-Time: 0-1
Neutral Site: 0-1
 12-28-1991 L, 67-75 New Orleans, La.

KANSAS

All-Time: 0-1
Neutral Site: 0-1
 03-13-1981 L, 66-69 Wichita, Kan.

KANSAS STATE

All-Time: 4-2
In Oxford: 2-0
In Manhattan: 1-2
Neutral Site: 1-0
 01-29-2022 W, 67-56 Oxford, Miss.
 01-30-16 L, 64-69 Manhattan, Kan.
 12-05-13 L, 59-61 Manhattan, Kan.
 11-20-09 W, 86-74 San Juan, Puerto Rico
 11-24-01 W, 67-65 Manhattan, Kan.
 12-05-00 W, 60-46 Oxford, Miss.

KENTUCKY

All-Time: 14-110
In Oxford: 11-31
In Lexington: 2-58
Neutral Site: 1-21
In OT: 0-1
 01-31-2023 L, 66-75 Oxford, Miss.
 03-01-22 L, 72-83 Lexington, Ky.
 03-02-21 W, 70-62 Oxford, Miss.
 02-15-20 L, 62-67 Lexington, Ky.
 03-05-19 L, 76-80 Oxford, Miss.
 02-28-18 L, 78-96 Lexington, Ky.
 12-29-16 L, 76-99 Oxford, Miss.
 01-02-16 L, 61-83 Lexington, Ky.
 01-06-15 L, 86-89(ot) Lexington, Ky.
 02-18-14 L, 70-84 Oxford, Miss.
 02-04-14 L, 64-80 Lexington, Ky.
 01-29-13 L, 74-87 Oxford, Miss.
 02-18-12 L, 62-77 Lexington, Ky.
 03-11-11 L, 66-75 Atlanta, Ga.
 02-01-11 W, 71-69 Oxford, Miss.
 02-02-10 L, 75-85 Lexington, Ky.
 03-12-09 L, 58-71 Tampa, Fla.
 01-27-09 W, 85-80 Oxford, Miss.

02-27-08 L, 54-58 Lexington, Ky.
 01-06-07 L, 58-68 Oxford, Miss.
 03-09-06 L, 57-71 Nashville, Tenn.
 02-22-06 L, 40-80 Lexington, Ky.
 01-19-05 L, 50-53 Oxford, Miss.
 01-28-04 L, 61-71 Lexington, Ky.
 02-08-03 L, 62-80 Oxford, Miss.
 01-15-02 L, 64-87 Lexington, Ky.
 03-11-01 L, 55-77 Nashville, Tenn.
 01-20-01 W, 65-55 Oxford, Miss.
 01-19-00 L, 69-74 Lexington, Ky.
 03-05-1999 L, 73-83 Atlanta, Ga.
 01-16-99 L, 57-63 Oxford, Miss.
 02-14-98 W, 73-64 Lexington, Ky.
 03-08-97 L, 70-88 Memphis, Tenn.
 01-11-97 W, 73-69 Oxford, Miss.
 01-06-96 L, 60-90 Lexington, Ky.
 01-18-95 L, 65-82 Oxford, Miss.
 01-12-94 L, 64-98 Louisville, Ky.
 03-03-93 L, 66-98 Oxford, Miss.
 01-29-92 L, 78-96 Lexington, Ky.
 02-16-91 L, 77-89 Lexington, Ky.
 01-16-91 L, 85-95 Oxford, Miss.
 02-28-90 W, 88-74 Oxford, Miss.
 01-27-90 L, 79-98 Lexington, Ky.
 03-01-89 L, 69-70 Lexington, Ky.
 01-28-89 W, 70-65 Oxford, Miss.
 03-11-88 L, 64-82 Baton Rouge, La.
 03-05-88 L, 71-78 Oxford, Miss.
 02-03-88 L, 65-94 Lexington, Ky.
 02-28-87 L, 63-64 Lexington, Ky.
 01-28-87 W, 76-65 Oxford, Miss.
 03-06-86 L, 69-95 Lexington, Ky. (neutral)
 02-08-86 L, 58-62 Oxford, Miss.
 01-08-86 L, 58-75 Lexington, Ky.
 02-09-85 L, 52-67 Lexington, Ky.
 01-09-85 L, 45-57 Oxford, Miss.
 03-01-84 L, 57-76 Lexington, Ky.
 01-02-84 L, 55-68 Oxford, Miss.
 03-03-83 L, 58-61 Oxford, Miss.
 01-03-83 L, 60-72 Lexington, Ky.
 03-05-82 L, 58-62 Lexington, Ky. (neutral)
 02-10-82 L, 49-57 Lexington, Ky.
 01-13-82 W, 67-65 Oxford, Miss.
 02-11-81 L, 55-62 Oxford, Miss.
 01-14-81 L, 55-64 Lexington, Ky.
 02-29-80 L, 67-70 Birmingham, Ala.
 02-06-80 L, 72-86 Lexington, Ky.
 01-09-80 L, 73-79 Oxford, Miss.
 02-28-79 L, 77-82 Birmingham, Ala.
 02-05-79 L, 82-87 Oxford, Miss.
 01-08-79 L, 64-90 Lexington, Ky.
 02-13-78 L, 52-64 Oxford, Miss.
 01-16-78 L, 56-76 Lexington, Ky.
 02-21-77 L, 69-81 Oxford, Miss.
 01-24-77 L, 73-100 Lexington, Ky.
 02-28-76 L, 87-94 Oxford, Miss.
 01-31-76 L, 81-89 Lexington, Ky.
 02-17-75 L, 89-108 Lexington, Ky.
 01-18-75 L, 82-85 Oxford, Miss.
 02-18-74 W, 61-60 Oxford, Miss.
 01-17-74 L, 64-93 Lexington, Ky.
 02-10-73 L, 70-88 Lexington, Ky.
 01-06-73 W, 61-58 Oxford, Miss.
 02-12-72 L, 82-90 Oxford, Miss.
 01-08-72 L, 82-93 Lexington, Ky.
 02-06-71 L, 86-121 Lexington, Ky.
 01-02-71 L, 95-103 Oxford, Miss.
 02-07-70 L, 85-120 Oxford, Miss.
 01-03-70 L, 73-95 Lexington, Ky.
 02-08-69 L, 68-104 Lexington, Ky.
 01-04-69 L, 59-69 Oxford, Miss.
 02-05-68 L, 62-78 Lexington, Ky.
 01-29-68 L, 76-85 Oxford, Miss.
 02-06-67 L, 70-79 Oxford, Miss.
 01-30-67 L, 53-96 Lexington, Ky.
 02-21-66 L, 65-108 Oxford, Miss.
 02-06-65 L, 65-102 Lexington, Ky.
 02-08-64 L, 59-102 Lexington, Ky.
 02-09-63 L, 69-75 Jackson, Miss.
 02-10-62 L, 60-83 Lexington, Ky.
 02-11-61 L, 60-74 Lexington, Ky.
 02-06-60 L, 43-61 Lexington, Ky.

02-07-59 L, 72-97 Jackson, Miss.
 02-08-58 L, 65-96 Lexington, Ky.
 02-08-57 L, 69-75 Memphis, Tenn.
 02-11-56 L, 49-88 Lexington, Ky.
 02-05-55 L, 66-84 Lexington, Ky.
 02-13-54 L, 62-88 Lexington, Ky.
 02-06-52 L, 61-81 Lexington, Ky.
 01-02-52 L, 58-116 Lexington, Ky.
 02-03-51 L, 39-86 Lexington, Ky.
 02-15-50 L, 50-90 Lexington, Ky.
 02-04-50 L, 55-61 Memphis, Tenn.
 02-16-49 L, 31-85 Lexington, Ky.
 02-03-49 L, 45-75 Memphis, Tenn.
 02-27-42 L, 32-59 Louisville, Ky.
 02-28-41 L, 52-62 Louisville, Ky.
 02-10-41 L, 41-60 Lexington, Ky.
 03-02-39 L, 30-49 Knoxville, Tenn.
 02-24-33 L, 31-49 Atlanta, Ga.
 02-23-29 L, 24-32 Lexington, Ky.
 02-22-29 L, 50-35 Lexington, Ky.
 02-27-28 W, 41-28 Atlanta, Ga.
 02-11-27 W, 37-17 Lexington, Ky.
 01-09-25 L, 23-26 Lexington, Ky.

KENTUCKY STATE

All-Time: 1-0
In Oxford: 1-0
 12-01-1987 W, 81-60 Oxford, Miss.

KENTUCKY WESLEYAN

All-Time: 0-1
Neutral Site: 0-1
 12-20-1969 L, 73-88 Lafayette, La.

LA SALLE

All-Time: 1-1
Neutral Site: 1-1
 03-24-2013 L, 74-76 Kansas City, Mo.
 12-21-07 W, 84-77 San Juan, Puerto Rico

LAMAR

All-Time: 2-1
In Oxford: 2-0
In Beaumont: 0-1
 11-16-2007 W, 108-70 Oxford, Miss.
 12-09-1995 L, 81-86 Beaumont, Texas
 12-04-93 W, 98-70 Oxford, Miss.

LIPSCOMB

All-Time: 5-0
In Oxford: 5-0
 11-23-2012 W, 91-45 Oxford, Miss.
 01-02-02 W, 75-49 Oxford, Miss.
 11-26-1983 W, 58-56 Oxford, Miss.
 12-16-57 W, 84-55 Oxford, Miss.
 12-10-55 W, 109-78 Oxford, Miss.

LONG BEACH STATE

All-Time: 1-1
Neutral Site: 1-1
 12-11-1982 W, 54-53 Provo, Utah
 12-27-72 L, 68-87 Oklahoma City, Okla.

LONG ISLAND

All-Time: 1-0
Neutral Site: 1-0
 12-05-1997 W, 102-99 Muncie, Ind.

LOUISIANA

All-Time: 4-4
In Oxford: 3-2
In Lafayette: 1-1
Neutral Site: 0-1
 11-10-2017 W, 94-76 Oxford, Miss.
 12-14-11 W, 66-54 Oxford, Miss.
 11-14-06 W, 69-54 Oxford, Miss.
 12-21-1992 L, 87-103 Oxford, Miss.
 11-29-91 L, 87-96 Lafayette, La.
 11-24-89 L, 83-94 Jackson, Miss.
 12-03-83 L, 62-80 Oxford, Miss.
 12-19-69 W, 89-77 Lafayette, La.

ALL-TIME OPPONENT GAME-BY-GAME RESULTS

LOUISIANA CHRISTIAN

All-Time: 1-0
In Oxford: 1-0
 12-12-1961 W, 92-66 Oxford, Miss.

LOUISIANA-MONROE

All-Time: 16-4
In Oxford: 14-2
In Monroe: 2-2
In OT: 0-1
 12-01-2018 W, 83-60 Oxford, Miss.
 12-18-13 W, 75-62 Oxford, Miss.
 11-11-11 W, 60-38 Oxford, Miss.
 11-24-07 W, 94-70 Oxford, Miss.
 12-12-06 W, 87-53 Oxford, Miss.
 11-29-05 W, 59-43 Oxford, Miss.
 12-18-04 W, 84-58 Oxford, Miss.
 12-20-03 W, 66-64 Oxford, Miss.
 12-17-02 W, 80-57 Oxford, Miss.
 12-03-01 W, 78-43 Oxford, Miss.
 11-28-00 W, 76-62 Oxford, Miss.
 12-19-1999 W, 76-60 Oxford, Miss.
 12-02-98 W, 95-62 Oxford, Miss.
 12-03-90 L, 67-68 Oxford, Miss.
 12-02-89 L, 69-79 Monroe, La.
 12-29-73 L, 78-86 Monroe, La.
 12-01-72 W, 90-78 Monroe, La.
 12-06-71 W, 84-83 Oxford, Miss.
 12-01-70 W, 112, 97 Monroe, La.
 12-09-69 L, 80-85(ot) Oxford, Miss.

LSU

All-Time: 90-126
In Oxford: 55-42
In Baton Rouge: 31-77
Neutral Site: 4-7
In OT: 4-6
 02-25-2023 W, 82-69 Oxford, Miss.
 02-01-22 W, 76-72 Baton Rouge, La.
 03-12-21 L, 73-76 Nashville, Tenn.
 01-09-21 L, 61-75 Oxford, Miss.
 02-01-20 L, 63-73 Baton Rouge, La.
 01-18-20 L, 76-80 Oxford, Miss.
 01-15-19 L, 69-83 Oxford, Miss.
 02-10-18 L, 66-82 Baton Rouge, La.
 02-14-17 W, 96-76 Oxford, Miss.
 01-13-16 L, 81-90 Baton Rouge, La.
 02-28-15 L, 63-73 Baton Rouge, La.
 01-14-15 L, 71-75 Oxford, Miss.
 01-15-14 W, 88-74(ot) Oxford, Miss.
 03-09-13 W, 81-67 Baton Rouge, La.
 02-25-12 W, 72-48 Oxford, Miss.
 01-07-12 L, 55-81 Baton Rouge, La.
 02-09-11 W, 66-60 Oxford, Miss.
 01-22-11 W, 78-51 Baton Rouge, La.
 03-04-10 W, 72-59 Oxford, Miss.
 01-23-10 W, 73-63 Baton Rouge, La.
 02-14-09 L, 66-73 Baton Rouge, La.
 01-17-09 L, 51-83 Oxford, Miss.
 02-23-08 L, 49-69 Baton Rouge, La.
 01-12-08 W, 74-71 Oxford, Miss.
 03-09-07 W, 80-60 Atlanta, Ga.
 02-14-07 W, 71-70 Oxford, Miss.
 01-17-07 L, 66-62 Baton Rouge, La.
 03-04-06 L, 52-55 Baton Rouge, La.
 01-28-06 L, 73-79 Oxford, Miss.
 03-02-05 L, 53-58 Oxford, Miss.
 01-26-05 L, 60-70 Baton Rouge, La.
 03-03-04 L, 45-58 Baton Rouge, La.
 01-21-04 W, 53-49 Oxford, Miss.
 03-05-03 L, 64-77 Oxford, Miss.
 01-18-03 W, 67-57 Baton Rouge, La.
 02-27-02 L, 56-59 Baton Rouge, La.
 01-23-02 W, 70-55 Oxford, Miss.
 02-28-01 L, 77-78(ot) Baton Rouge, La.
 02-07-01 W, 50-33 Oxford, Miss.
 03-04-00 L, 60-64 Baton Rouge, La.
 02-16-00 L, 53-97 Oxford, Miss.
 02-27-1999 W, 79-57 Oxford, Miss.
 02-03-99 W, 82-66 Baton Rouge, La.
 02-18-98 W, 83-57 Baton Rouge, La.
 01-21-98 W, 80-58 Oxford, Miss.
 02-26-97 W, 74-68 Oxford, Miss.

02-05-97 W, 79-73 Baton Rouge, La.
 02-28-96 W, 75-48 Oxford, Miss.
 02-03-96 L, 66-71 Baton Rouge, La.
 02-15-95 W, 102-90 Oxford, Miss.
 01-21-95 L, 81-87(ot) Baton Rouge, La.
 03-05-94 W, 93-78 Oxford, Miss.
 01-29-94 L, 66-90 Baton Rouge, La.
 03-12-93 L, 70-89 Lexington, Ky.
 03-06-93 L, 56-71 Baton Rouge, La.
 01-23-93 W, 71-62 Oxford, Miss.
 02-25-92 L, 69-100 Baton Rouge, La.
 01-25-92 L, 73-83 Oxford, Miss.
 02-20-91 L, 78-89 Oxford, Miss.
 01-19-91 L, 71-87 Baton Rouge, La.
 03-03-90 L, 94-103 Baton Rouge, La.
 01-31-90 L, 77-79 Oxford, Miss.
 03-04-89 W, 113-112(ot) Oxford, Miss.
 02-01-89 L, 75-105 Baton Rouge, La.
 02-10-88 L, 57-78 Baton Rouge, La.
 01-09-88 L, 61-69(ot) Oxford, Miss.
 02-04-87 L, 75-82(ot) Baton Rouge, La.
 01-05-87 W, 73-63 Oxford, Miss.
 02-15-86 W, 58-57 Oxford, Miss.
 01-12-86 L, 68-86 Baton Rouge, La.
 01-17-85 W, 68-65 Oxford, Miss.
 12-05-84 L, 64-89 Baton Rouge, La.
 02-12-84 L, 61-65 Oxford, Miss.
 01-14-84 L, 70-93 Baton Rouge, La.
 02-12-83 L, 63-72 Baton Rouge, La.
 01-15-83 L, 68-71 Oxford, Miss.
 03-04-82 W, 59-52 Lexington, Ky.
 02-24-82 W, 74-61 Oxford, Miss.
 01-27-82 L, 46-53 Baton Rouge, La.
 02-25-81 L, 67-74 Baton Rouge, La.
 01-28-81 L, 59-63 Oxford, Miss.
 02-21-80 L, 74-77 Oxford, Miss.
 01-23-80 L, 66-72 Baton Rouge, La.
 02-17-79 L, 62-67 Baton Rouge, La.
 01-20-79 L, 69-70(ot) Oxford, Miss.
 02-25-78 L, 75-94 Baton Rouge, La.
 01-28-78 L, 61-74 Oxford, Miss.
 03-05-77 W, 90-68 Oxford, Miss.
 01-03-77 L, 68-75 Baton Rouge, La.
 02-07-76 L, 57-67 Oxford, Miss.
 01-10-76 L, 74-100 Baton Rouge, La.
 03-08-75 L, 86-91 Oxford, Miss.
 02-01-75 L, 86-94 Baton Rouge, La.
 03-04-74 W, 82-74 Baton Rouge, La.
 02-02-74 W, 77-63 Oxford, Miss.
 03-03-73 L, 69-70 Baton Rouge, La.
 02-03-73 W, 84-59 Oxford, Miss.
 03-04-72 W, 101-78 Oxford, Miss.
 02-05-72 L, 66-67 Baton Rouge, La.
 02-27-71 W, 62-54 Oxford, Miss.
 01-30-71 W, 113-90 Baton Rouge, La.
 02-28-70 L, 90-103 Oxford, Miss.
 01-31-70 L, 86-109 Baton Rouge, La.
 03-01-69 W, 78-76 Oxford, Miss.
 02-01-69 W, 84-81(ot) Baton Rouge, La.
 02-24-68 W, 87-85 Oxford, Miss.
 12-19-67 L, 68-81 Baton Rouge, La.
 02-25-67 W, 89-77 Baton Rouge, La.
 12-19-66 W, 74-67 Oxford, Miss.
 02-12-66 L, 68-90 Baton Rouge, La.
 01-03-66 W, 81-80 Oxford, Miss.
 02-22-65 L, 56-60 Baton Rouge, La.
 02-01-65 L, 56-58 Oxford, Miss.
 02-22-64 L, 80-86 Oxford, Miss.
 02-01-64 L, 67-77 Baton Rouge, La.
 02-25-63 L, 61-80 Baton Rouge, La.
 02-04-63 W, 60-48 Oxford, Miss.
 02-26-62 W, 74-68 Oxford, Miss.
 02-05-62 L, 59-70 Baton Rouge, La.
 02-27-61 W, 48-46 Baton Rouge, La.
 02-06-61 L, 69-75 Oxford, Miss.
 02-22-60 W, 90-70 Oxford, Miss.
 02-01-60 W, 76-71 Baton Rouge, La.
 02-23-59 L, 93-99 Baton Rouge, La.
 02-02-59 W, 80-69 Oxford, Miss.
 12-30-58 L, 55-69 Jacksonville, Fla.
 02-24-58 W, 85-75 Oxford, Miss.
 02-03-58 W, 76-63 Baton Rouge, La.
 02-23-57 W, 83-76 Baton Rouge, La.

02-02-57 W, 79-73 Oxford, Miss.
 02-27-56 W, 81-70 Oxford, Miss.
 02-06-56 L, 76-100 Baton Rouge, La.
 02-28-55 L, 65-68 Baton Rouge, La.
 01-31-55 W, 89-69 Oxford, Miss.
 03-01-54 L, 53-76 Oxford, Miss.
 02-01-54 L, 52-53 Baton Rouge, La.
 02-23-53 L, 48-63 Baton Rouge, La.
 01-12-53 L, 66-67 Oxford, Miss.
 03-01-52 L, 60-75 Louisville, Ky.
 02-18-52 L, 67-78 Baton Rouge, La.
 01-30-52 W, 68-65 Baton Rouge, La.
 12-14-51 L, 69-81 Oxford, Miss.
 03-01-51 L, 57-62 Louisville, Ky.
 02-17-51 W, 69-48 Baton Rouge, La.
 12-16-50 W, 72-67 Oxford, Miss.
 01-28-50 L, 75-65 Oxford, Miss.
 12-19-49 L, 61-74 Baton Rouge, La.
 02-12-49 L, 39-49 Baton Rouge, La.
 01-31-49 L, 48-58 Oxford, Miss.
 02-23-48 L, 50-52(ot) Baton Rouge, La.
 02-02-48 W, 49-37 Oxford, Miss.
 02-27-47 L, 36-61 Louisville, Ky.
 02-03-47 L, 43-63 Baton Rouge, La.
 01-10-47 L, 43-54 Oxford, Miss.
 03-01-46 L, 34-59 Louisville, Ky.
 02-04-46 L, 35-60 Baton Rouge, La.
 01-12-46 L, 23-53 Oxford, Miss.
 01-16-43 L, 39-51 Baton Rouge, La.
 01-08-43 L, 34-54 Oxford, Miss.
 01-17-42 W, 51-42 Baton Rouge, La.
 01-09-42 L, 35-56 Oxford, Miss.
 02-03-41 L, 39-67 Baton Rouge, La.
 01-10-41 L, 32-56 Oxford, Miss.
 02-10-40 W, 45-33 Baton Rouge, La.
 01-12-40 L, 47-51 Oxford, Miss.
 02-14-39 L, 18-59 Baton Rouge, La.
 02-13-39 L, 48-50 Baton Rouge, La.
 01-10-39 L, 34-42 Oxford, Miss.
 01-09-39 L, 41-42 Oxford, Miss.
 03-04-38 W, 68-40 Baton Rouge, La. (neutral)
 01-15-38 W, 47-44 Baton Rouge, La.
 01-14-38 W, 59-48 Baton Rouge, La.
 01-14-37 W, 40-27 Oxford, Miss.
 01-13-37 W, 50-47 Oxford, Miss.
 02-15-36 W, 69-51 Oxford, Miss.
 02-14-36 W, 59-47 Oxford, Miss.
 02-01-36 W, 51-46 Baton Rouge, La.
 01-31-36 L, 37-54 Baton Rouge, La.
 02-05-35 L, 33-47 Baton Rouge, La.
 02-04-35 L, 32-47 Baton Rouge, La.
 02-13-34 L, 39-49 Baton Rouge, La.
 02-12-34 L, 33-52 Baton Rouge, La.
 02-14-33 L, 33-50 Baton Rouge, La.
 02-13-33 L, 33-53 Baton Rouge, La.
 01-14-33 W, 34-32 Oxford, Miss.
 01-13-33 W, 40-37 Oxford, Miss.
 01-30-32 W, 35-33 Baton Rouge, La.
 01-29-32 L, 53-55 Baton Rouge, La.
 01-16-32 W, 24-22 Oxford, Miss.
 01-15-32 L, 34-37 Oxford, Miss.
 01-17-31 W, 39-29 Oxford, Miss.
 01-16-31 L, 24-26 Oxford, Miss.
 01-18-30 W, 32-29 Baton Rouge, La.
 01-17-30 W, 47-24 Baton Rouge, La.
 01-11-30 L, 21-31 Oxford, Miss.
 01-10-30 W, 31-27 Oxford, Miss.
 01-19-29 W, 30-25 Oxford, Miss.
 01-18-29 W, 28-24 Oxford, Miss.
 01-12-29 W, 34-17 Baton Rouge, La.
 01-11-29 W, 42-21 Baton Rouge, La.
 02-25-28 W, 55-28 Atlanta, Ga.
 01-26-28 L, 33-34 Oxford, Miss.
 01-25-28 W, 33-23 Oxford, Miss.
 01-14-28 L, 25-36 Baton Rouge, La.
 01-13-28 L, 17-20 Baton Rouge, La.
 01-15-27 L, 21-22 Baton Rouge, La.
 01-14-27 W, 36-16 Baton Rouge, La.
 01-16-26 W, 43-19 Baton Rouge, La.
 01-15-26 L, 24-27 Baton Rouge, La.
 02-19-21 L, 12-46 Baton Rouge, La.
 02-18-21 W, 23-22(ot) Baton Rouge, La.
 02-21-16 L, 29-55 Oxford, Miss.

01-15-12 L, 11-33 Baton Rouge, La.
 01-14-12 L, 15-27 Baton Rouge, La.
 02-05-10 L, 4-25 Baton Rouge, La.
 02-04-10 L, 14-39 Baton Rouge, La.

LOUISIANA TECH

All-Time: 8-6
In Oxford: 5-1
In Ruston: 2-4
Neutral Site: 1-1
 03-19-2021 L, 61-70 Frisco, Texas
 12-15-15 W, 99-80 Oxford, Miss.
 11-19-1997 W, 88-56 Oxford, Miss.
 12-28-73 W, 105-76 Monroe, La.
 12-12-66 W, 84-67 Ruston, La.
 12-13-65 W, 84-76 Oxford, Miss.
 12-14-64 L, 72-75 Ruston, La.
 12-16-63 W, 92-79 Oxford, Miss.
 12-17-62 L, 64-68 Oxford, Miss.
 12-08-62 L, 73-81 Ruston, La.
 12-18-61 W, 68-64 Ruston, La.
 12-07-61 W, 96-78 Oxford, Miss.
 02-11-11 L, 13-15 Ruston, La.
 02-10-11 L, 19-25 Ruston, La.

LOUISVILLE

All-Time: 2-1
In Oxford: 1-1
In Louisville: 1-0
 12-18-2008 L, 68-77 Oxford, Miss.
 12-05-1998 W, 88-69 Oxford, Miss.
 12-22-97 W, 74-70 Louisville, Ky.

LOYOLA-CHICAGO

All-Time: 1-0
Neutral Site: 1-0
 12-22-1978 W, 83-75 Normal, Ill.

LOYOLA-MARYMOUNT

All-Time: 1-0
In Los Angeles: 1-0
 12-19-2012 W, 73-70 Los Angeles, Calif.

LOYOLA-NEW ORLEANS

All-Time: 4-1
In Oxford: 2-0
In New Orleans: 2-1
 12-01-1993 W, 81-49 Oxford, Miss.
 12-17-60 L, 60-64 New Orleans, La.
 12-03-60 W, 79-69 Oxford, Miss.
 01-16-24 W, 26-15 New Orleans, La.
 01-17-24 W, 15-14 New Orleans, La.

MACALESTER

All-Time: 1-0
In Oxford: 1-0
 12-31-1971 W, 85-66 Oxford, Miss.

MACMURRAY

All-Time: 1-0
In Oxford: 1-0
 12-01-1984 W, 88-57 Oxford, Miss.

MARQUETTE

All-Time: 0-2
Neutral Site: 0-2
 11-18-2021 L, 72-78 Charleston, S.C.
 11-20-11 L, 66-96 St. Thomas, U.S. Virgin Islands

MARSHALL

All-Time: 2-1
In Huntington: 0-1
Neutral Site: 2-0
 11-23-2008 W, 82-78 Daytona Beach, Fla.
 12-17-1976 W, 65-63 Toledo, Ohio
 12-19-70 L, 98-118 Huntington, W. Va.

MARYLAND

All-Time: 1-1
Neutral Site: 1-1
 11-28-1987 L, 69-77 Baltimore, Md.
 03-01-29 W, 37-35 Atlanta, Ga.

ALL-TIME OPPONENT GAME-BY-GAME RESULTS

MASSACHUSETTS

All-Time: 2-0
In Oxford: 1-0
Neutral Site: 1-0
 11-14-2016 W, 90-88 Oxford, Miss.
 12-05-15 W, 74-64 Springfield, Mass.

MCNEESE STATE

All-Time: 8-1
In Oxford: 6-0
In Lake Charles: 2-1
 11-20-2012 W, 76-50 Oxford, Miss.
 12-12-09 W, 83-67 Oxford, Miss.
 11-23-1999 W, 86-59 Oxford, Miss.
 12-31-94 L, 70-76 Lake Charles, La.
 12-11-93 W, 75-55 Oxford, Miss.
 12-09-92 W, 80-76 Lake Charles, La.
 12-05-91 W, 92-70 Oxford, Miss.
 12-29-90 W, 79-58 Lake Charles, La.
 12-19-89 W, 75-71 Oxford, Miss.

MEMPHIS

All-Time: 15-29
In Oxford: 11-6
In Memphis: 3-21
Neutral Site: 1-2
In OT: 0-3
 12-03-2022 L, 57-68 Memphis, Tenn.
 12-04-21 W, 67-63 Oxford, Miss.
 11-23-19 L, 86-87 Memphis, Tenn.
 12-03-16 W, 85-77 Oxford, Miss.
 12-18-15 W, 85-79 Memphis, Tenn.
 03-19-10 W, 90-81 Oxford, Miss.
 12-09-06 L, 70-82 Memphis, Tenn.
 12-17-05 L, 49-72 Oxford, Miss.
 12-11-04 W, 65-53 Memphis, Tenn.
 12-06-03 L, 62-73 Oxford, Miss.
 12-19-02 L, 51-58 Memphis, Tenn.
 12-07-01 W, 71-67 Oxford, Miss.
 12-09-00 W, 64-56 Memphis, Tenn.
 12-11-1999 W, 74-64 Oxford, Miss.
 12-12-98 L, 72-78 (ot) Memphis, Tenn.
 12-17-85 L, 56-73 Memphis, Tenn.
 12-11-84 L, 52-57 (ot) Oxford, Miss.
 12-13-83 L, 55-73 Memphis, Tenn.
 12-30-82 L, 58-63 Oxford, Miss.
 12-29-81 L, 55-61 (ot) Memphis, Tenn.
 12-30-80 L, 64-69 Oxford, Miss.
 12-22-79 L, 75-80 Memphis, Tenn.
 12-26-78 W, 92-89 Jackson, Miss.
 12-20-77 L, 67-70 Memphis, Tenn.
 12-21-76 L, 83-88 Memphis, Tenn.
 12-10-71 L, 71-74 Nashville, Tenn.
 12-21-63 L, 78-98 Memphis, Tenn.
 12-07-63 L, 57-59 Jackson, Miss.
 12-22-62 L, 62-70 Memphis, Tenn.
 01-28-61 L, 61-88 Memphis, Tenn.
 01-23-60 L, 57-96 Memphis, Tenn.
 01-24-59 L, 63-65 Memphis, Tenn.
 01-25-58 L, 62-85 Memphis, Tenn.
 02-09-54 L, 75-82 Memphis, Tenn.
 02-18-53 L, 65-72 Memphis, Tenn.
 02-11-52 L, 42-47 Memphis, Tenn.
 12-15-39 W, 40-29 Oxford, Miss.
 02-03-25 W, 45-14 Oxford, Miss.
 02-02-25 W, 52-19 Oxford, Miss.
 01-12-24 W, 20-14 Oxford, Miss.
 01-11-24 W, 43-18 Oxford, Miss.
 01-13-23 W, 25-16 Oxford, Miss.
 01-12-23 L, 14-16 Oxford, Miss.
 01-28-10 L, 11-23 Memphis, Tenn.

MERCER

All-Time: 5-1
In Oxford: 3-1
In Macon: 2-0
 12-22-2013 L, 76-79 Oxford, Miss.
 12-19-1983 W, 82-64 Oxford, Miss.
 12-15-82 W, 48-40 Macon, Ga.
 12-08-81 W, 50-38 Oxford, Miss.
 12-10-80 W, 70-58 Macon, Ga.
 11-30-79 W, 63-43 Oxford, Miss.

METRO STATE

All-Time: 0-1
In Oxford: 0-1
 12-08-1989 L, 81-86 Champaign, Ill.

MIAMI (Fla.)

All-Time: 1-3
In Oxford: 1-0
In Coral Gables: 0-3
In OT: 1-0
 11-25-2011 W, 64-61 (ot) Oxford, Miss.
 11-30-10 L, 73-86 Coral Gables, Fla.
 12-22-1949 L, 43-55 Coral Gables, Fla.
 12-21-49 L, 67-82 Coral Gables, Fla.

MICHIGAN

All-Time: 1-0
Neutral Site: 1-0
 12-28-1979 W, 71-66 New Orleans, La.

MICHIGAN STATE

All-Time: 0-1
Neutral Site: 0-1
 03-14-1999 L, 66-74 Milwaukee, Wis.

MIDDLE TENNESSEE

All-Time: 8-6
In Oxford: 5-2
In Murfreesboro: 1-2
Neutral Site: 2-2
 12-15-2021 W, 62-52 Oxford, Miss.
 12-16-20 W, 70-51 Murfreesboro, Tenn.
 12-14-19 W, 82-64 Oxford, Miss.
 12-21-18 W, 74-56 Nashville, Tenn.
 12-02-17 L, 58-77 Murfreesboro, Tenn.
 11-30-16 L, 62-77 Oxford, Miss.
 12-14-13 W, 72-63 Oxford, Miss.
 12-08-12 L, 62-65 Murfreesboro, Tenn.
 12-21-11 L, 56-68 Southaven, Miss.
 12-12-1977 L, 52-61 Oxford, Miss.
 11-30-74 L, 68-79 Clemson, S.C.
 01-26-63 W, 77-68 Oxford, Miss.
 12-29-60 W, 64-62 Shreveport, La.
 12-12-47 W, 65-36 Oxford, Miss.

MILLSAPS

All-Time: 30-9
In Oxford: 17-4
In Jackson: 13-5
 02-01-1946 W, 50-42 Jackson, Miss.
 01-14-46 W, 58-33 Jackson, Miss.
 02-03-45 L, 36-39 Jackson, Miss.
 01-27-43 W, 47-46 Oxford, Miss.
 01-06-40 L, 32-36 Oxford, Miss.
 12-13-39 W, 45-29 Oxford, Miss.
 01-13-39 W, 46-34 Jackson, Miss.
 01-04-39 W, 47-37 Oxford, Miss.
 02-13-37 W, 57-40 Jackson, Miss.
 01-30-35 L, 32-39 Oxford, Miss.
 02-07-34 L, 27-41 Jackson, Miss.
 02-17-25 W, 25-16 Oxford, Miss.
 02-16-25 W, 31-20 Oxford, Miss.
 02-07-25 W, 28-14 Jackson, Miss.
 02-06-25 W, 35-28 Jackson, Miss.
 01-25-24 L, 25-27 Oxford, Miss.
 01-24-24 W, 31-16 Oxford, Miss.
 01-30-23 W, 25-21 Oxford, Miss.
 01-29-23 W, 31-19 Oxford, Miss.
 01-21-22 W, 24-8 Oxford, Miss.
 01-20-22 W, 34-12 Oxford, Miss.
 02-15-21 L, 13-33 Jackson, Miss.
 02-14-21 W, 23-13 Jackson, Miss.
 01-15-21 W, 29-4 Oxford, Miss.
 01-14-21 W, 26-20 Oxford, Miss.
 02-25-20 W, 25-21 Jackson, Miss.
 02-17-20 W, 56-21 Oxford, Miss.
 02-16-20 W, 60-15 Oxford, Miss.
 02-21-17 W, 28-24 Jackson, Miss.
 02-20-17 W, 36-28 Jackson, Miss.
 02-02-17 W, 50-16 Oxford, Miss.
 02-01-17 W, 38-12 Oxford, Miss.
 02-25-16 L, 21-48 Jackson, Miss.
 02-10-16 L, 24-50 Oxford, Miss.

02-04-15 L, 20-60 Jackson, Miss.
 02-10-14 W, 24-18 Jackson, Miss.
 01-17-14 W, 29-13 Oxford, Miss.
 01-13-12 W, 39-7 Jackson, Miss.
 01-12-12 W, 30-0 Jackson, Miss.

MINNESOTA

All-Time: 0-2
In Minneapolis: 0-1
Neutral Site: 0-1
 12-10-1980 L, 56-58 Minneapolis, Minn.
 12-28-68 L, 58-72 Dallas, Texas

MINNESOTA-DULUTH

All-Time: 1-0
In Oxford: 1-0
 12-03-1975 W, 81-65 Oxford, Miss.

MISSISSIPPI COLLEGE

All-Time: 25-14
In Oxford: 13-5
In Clinton: 11-9
Neutral Site: 1-0
 12-18-1986 W, 63-48 Oxford, Miss.
 12-03-85 W, 78-53 Oxford, Miss.
 12-02-66 W, 108-87 Jackson, Miss.
 12-01-52 W, 90-64 Oxford, Miss.
 02-09-52 W, 85-64 Clinton, Miss.
 12-03-51 W, 97-59 Oxford, Miss.
 02-12-51 W, 80-50 Clinton, Miss.
 12-04-50 W, 80-45 Oxford, Miss.
 12-13-48 W, 81-55 Oxford, Miss.
 12-11-48 W, 67-50 Clinton, Miss.
 01-21-47 W, 44-22 Oxford, Miss.
 02-07-46 L, 38-39 Oxford, Miss.
 02-02-46 W, 61-41 Clinton, Miss.
 12-18-41 W, 53-40 Oxford, Miss.
 01-05-40 W, 49-43 Clinton, Miss.
 12-12-39 W, 50-26 Oxford, Miss.
 01-14-39 L, 42-55 Clinton, Miss.
 12-15-38 L, 40-43 Oxford, Miss.
 02-05-24 W, 30-21 Oxford, Miss.
 02-04-24 W, 32-29 Oxford, Miss.
 02-26-20 W, 27-12 Clinton, Miss.
 02-20-17 L, 21-27 Clinton, Miss.
 02-19-17 L, 20-46 Clinton, Miss.
 02-09-17 W, 33-15 Oxford, Miss.
 02-08-17 L, 27-29 Oxford, Miss.
 02-04-16 L, 13-15 Oxford, Miss.
 02-03-16 L, 13-15 Oxford, Miss.
 02-06-15 L, 15-37 Clinton, Miss.
 02-05-15 L, 17-27 Clinton, Miss.
 02-17-14 L, 19-22 Clinton, Miss.
 02-09-14 W, 23-19 Oxford, Miss.
 01-20-12 W, 29-25 Clinton, Miss.
 01-19-12 W, 20-16 Clinton, Miss.
 02-14-11 W, 31-13 Clinton, Miss.
 02-13-11 W, 29-15 Clinton, Miss.
 02-08-10 L, 15-16 Clinton, Miss.
 02-07-10 L, 10-16 Clinton, Miss.
 02-17-09 W, 28-11 Clinton, Miss.
 02-16-09 L, 10-16 Clinton, Miss.

MISSISSIPPI STATE

All-Time: 119-149
In Oxford: 88-47
In Starkville: 26-97
Neutral Site: 5-5
In OT: 5-7
 02-18-2023 L, 61-69 (ot) Oxford, Miss.
 01-07-23 L, 54-64 Starkville, Miss.
 01-22-22 L, 60-78 Starkville, Miss.
 01-08-22 W, 82-72 Oxford, Miss.
 02-20-21 L, 56-66 Oxford, Miss.
 01-19-21 W, 64-46 Starkville, Miss.
 03-07-20 L, 44-69 Starkville, Miss.
 02-11-20 W, 83-58 Oxford, Miss.
 02-02-19 L, 75-81 Oxford, Miss.
 01-12-19 W, 81-77 Starkville, Miss.
 02-17-18 L, 62-79 Starkville, Miss.
 01-06-18 W, 64-58 Oxford, Miss.
 02-21-17 W, 87-82 (ot) Starkville, Miss.
 01-31-17 W, 88-61 Oxford, Miss.

03-02-16 W, 86-79 Oxford, Miss.
 01-23-16 L, 77-83 Starkville, Miss.
 02-19-15 W, 71-65 Starkville, Miss.
 01-28-15 W, 79-73 Oxford, Miss.
 03-13-14 W, 78-66 Atlanta, Ga.
 01-25-14 W, 82-63 Oxford, Miss.
 01-11-14 L, 72-76 Starkville, Miss.
 03-02-12 L, 67-73 Starkville, Miss.
 02-06-13 W, 93-75 Oxford, Miss.
 02-09-12 L, 60-70 Starkville, Miss.
 01-18-12 W, 75-68 Oxford, Miss.
 02-19-11 L, 58-71 Starkville, Miss.
 01-13-11 L, 64-69 Oxford, Miss.
 02-11-10 L, 63-71 Starkville, Miss.
 01-09-10 L, 75-80 Oxford, Miss.
 03-07-09 L, 80-82 Oxford, Miss.
 01-31-09 W, 67-63 Starkville, Miss.
 02-20-08 W, 74-63 Oxford, Miss.
 01-26-08 L, 68-88 Starkville, Miss.
 01-30-07 W, 85-73 Oxford, Miss.
 01-10-07 L, 67-77 Starkville, Miss.
 02-18-06 L, 55-84 Starkville, Miss.
 01-14-06 W, 75-65 Oxford, Miss.
 02-26-05 L, 68-71 Starkville, Miss.
 01-08-05 L, 76-87 Oxford, Miss.
 02-07-04 L, 56-80 Starkville, Miss.
 01-07-04 L, 54-61 Oxford, Miss.
 03-14-03 L, 64-73 New Orleans, La.
 02-15-03 L, 64-68 (ot) Starkville, Miss.
 01-29-03 L, 57-58 Oxford, Miss.
 02-23-02 L, 59-61 Starkville, Miss.
 01-12-02 W, 66-59 Oxford, Miss.
 02-14-01 W, 51-48 Oxford, Miss.
 01-27-01 L, 69-79 Starkville, Miss.
 02-23-00 L, 67-80 Starkville, Miss.
 01-12-00 L, 59-61 Oxford, Miss.
 02-20-1999 L, 69-72 Starkville, Miss.
 01-20-99 W, 81-68 Oxford, Miss.
 02-21-98 W, 82-78 Starkville, Miss.
 01-24-98 W, 81-77 (2ot) Oxford, Miss.
 02-19-97 W, 82-69 Oxford, Miss.
 01-15-97 L, 64-75 Starkville, Miss.
 02-17-96 W, 71-64 Oxford, Miss.
 01-17-96 L, 47-53 Starkville, Miss.
 02-25-95 L, 42-46 Oxford, Miss.
 01-14-95 L, 52-94 Starkville, Miss.
 02-12-94 L, 52-72 Starkville, Miss.
 01-09-94 L, 69-81 Oxford, Miss.
 02-06-93 W, 56-53 Starkville, Miss.
 01-20-93 W, 69-53 Oxford, Miss.
 02-22-92 W, 86-78 Oxford, Miss.
 01-11-92 L, 72-84 Starkville, Miss.
 02-13-91 L, 77-84 Oxford, Miss.
 01-06-91 L, 80-84 (ot) Starkville, Miss.
 02-24-90 W, 75-67 Oxford, Miss.
 01-24-90 L, 102-104 (4ot) Starkville, Miss.
 02-25-89 L, 69-74 Starkville, Miss.
 01-25-89 W, 75-65 Oxford, Miss.
 02-20-88 L, 57-67 Starkville, Miss.
 01-20-88 W, 61-52 Oxford, Miss.
 02-14-87 W, 79-65 Oxford, Miss.
 01-14-87 L, 62-63 Starkville, Miss.
 02-19-86 L, 43-48 Starkville, Miss.
 01-18-86 W, 57-56 Oxford, Miss.
 02-20-85 W, 53-50 Oxford, Miss.
 01-19-85 L, 44-61 Starkville, Miss.
 02-18-84 L, 51-70 Starkville, Miss.
 01-21-84 L, 56-64 Oxford, Miss.
 02-19-83 W, 69-67 (ot) Oxford, Miss.
 01-22-83 W, 67-62 Starkville, Miss.
 02-20-82 W, 47-33 Starkville, Miss.
 01-23-82 W, 54-30 Oxford, Miss.
 02-21-81 W, 72-61 Oxford, Miss.
 01-24-81 W, 59-52 (ot) Starkville, Miss.
 02-16-80 W, 73-66 Starkville, Miss.
 01-19-80 W, 75-64 Oxford, Miss.
 02-22-79 L, 64-68 Oxford, Miss.
 01-11-79 L, 92-101 (2ot) Starkville, Miss.
 03-06-78 W, 61-60 Oxford, Miss.
 01-04-78 L, 48-73 Starkville, Miss.
 02-05-77 W, 82-67 Oxford, Miss.
 01-08-77 L, 49-85 Starkville, Miss.
 02-14-76 L, 66-76 Oxford, Miss.

ALL-TIME OPPONENT GAME-BY-GAME RESULTS

01-17-76..... L, 54-65..... Starkville, Miss.
 03-01-75..... L, 78-84..... Oxford, Miss.
 01-27-75..... L, 80-100..... Starkville, Miss.
 03-02-74..... L, 69-75(ot)..... Starkville, Miss.
 01-28-74..... W, 72-67..... Oxford, Miss.
 02-17-73..... W, 83-64..... Oxford, Miss.
 01-13-73..... W, 74-61..... Starkville, Miss.
 02-19-72..... W, 65-64..... Oxford, Miss.
 01-15-72..... W, 68-66..... Starkville, Miss.
 02-13-71..... L, 67-75..... Starkville, Miss.
 01-08-71..... W, 83-74..... Oxford, Miss.
 02-13-70..... W, 57-55..... Oxford, Miss.
 01-09-70..... W, 58-57..... Starkville, Miss.
 02-15-69..... L, 60-64..... Starkville, Miss.
 01-10-69..... W, 67-60..... Oxford, Miss.
 03-02-68..... L, 79-88..... Starkville, Miss.
 01-31-68..... W, 63-53..... Oxford, Miss.
 03-04-67..... W, 58-57..... Oxford, Miss.
 02-01-67..... W, 71-70..... Starkville, Miss.
 03-02-66..... L, 76-96..... Oxford, Miss.
 02-16-66..... L, 74-90..... Starkville, Miss.
 02-27-65..... L, 77-78(ot)..... Starkville, Miss.
 01-23-65..... L, 72-101..... Oxford, Miss.
 02-29-64..... W, 78-61..... Starkville, Miss.
 01-18-64..... W, 77-75..... Oxford, Miss.
 03-02-63..... L, 72-75..... Oxford, Miss.
 01-19-63..... L, 64-78..... Starkville, Miss.
 03-03-62..... L, 58-63..... Starkville, Miss.
 01-20-62..... L, 57-61..... Oxford, Miss.
 03-04-61..... W, 74-70..... Oxford, Miss.
 01-21-61..... L, 40-63..... Starkville, Miss.
 02-27-60..... L, 54-72..... Starkville, Miss.
 01-16-60..... W, 67-60..... Oxford, Miss.
 02-28-59..... L, 16-23..... Oxford, Miss.
 01-17-59..... L, 58-87..... Starkville, Miss.
 02-27-58..... L, 60-91..... Starkville, Miss.
 01-18-58..... W, 67-62..... Oxford, Miss.
 12-27-57..... L, 53-66..... Starkville, Miss.
 02-28-57..... L, 73-81..... Oxford, Miss.
 01-19-57..... L, 72-82..... Starkville, Miss.
 03-01-56..... L, 74-82..... Starkville, Miss.
 01-30-56..... L, 79-100..... Oxford, Miss.
 03-05-55..... L, 56-60..... Starkville, Miss.
 02-10-55..... W, 66-58..... Oxford, Miss.
 03-06-54..... L, 59-65..... Starkville, Miss.
 02-06-54..... W, 63-53..... Oxford, Miss.
 03-07-53..... W, 62-46..... Oxford, Miss.
 01-17-53..... L, 60-73..... Starkville, Miss.
 02-26-52..... W, 73-61..... Starkville, Miss.
 01-09-52..... W, 77-62..... Oxford, Miss.
 02-27-51..... W, 95-60..... Oxford, Miss.
 01-17-51..... L, 67-71..... Starkville, Miss.
 02-23-50..... W, 62-45..... Oxford, Miss.
 01-18-50..... L, 60-64..... Starkville, Miss.
 02-25-49..... W, 52-51..... Starkville, Miss.
 12-17-48..... W, 69-61..... Oxford, Miss.
 02-28-48..... W, 63-46..... Oxford, Miss.
 02-27-48..... W, 59-37..... Oxford, Miss.
 02-07-48..... L, 42-45..... Starkville, Miss.
 02-06-48..... L, 43-49..... Starkville, Miss.
 02-18-47..... W, 59-49..... Oxford, Miss.
 01-15-47..... L, 31-53..... Starkville, Miss.
 02-20-46..... L, 34-54..... Starkville, Miss.
 02-19-46..... W, 45-40..... Starkville, Miss.
 02-13-46..... W, 45-40..... Oxford, Miss.
 02-12-46..... W, 58-44..... Oxford, Miss.
 02-16-45..... W, 43-32..... Oxford, Miss.
 02-15-45..... W, 41-36..... Oxford, Miss.
 02-10-45..... W, 61-24..... Starkville, Miss.
 02-09-45..... L, 37-44..... Starkville, Miss.
 02-20-43..... L, 45-46..... Starkville, Miss.
 02-19-43..... L, 39-51..... Starkville, Miss.
 02-12-43..... L, 43-54..... Oxford, Miss.
 02-11-43..... W, 52-51..... Oxford, Miss.
 02-23-42..... L, 34-42..... Oxford, Miss.
 02-21-42..... L, 30-37..... Starkville, Miss.
 02-04-42..... L, 37-52..... Oxford, Miss.
 02-02-42..... W, 33-31..... Oxford, Miss.
 02-19-41..... L, 20-33..... Oxford, Miss.
 02-18-41..... W, 41-40..... Oxford, Miss.
 01-08-41..... L, 23-30..... Oxford, Miss.
 01-07-41..... W, 35-30..... Oxford, Miss.
 02-17-40..... W, 64-51..... Oxford, Miss.

02-06-40..... L, 35-47..... Starkville, Miss.
 02-05-40..... L, 46-50..... Vicksburg, Miss.
 02-24-39..... L, 27-51..... Starkville, Miss.
 02-23-39..... L, 36-39..... Starkville, Miss.
 02-11-39..... W, 33-30..... Oxford, Miss.
 02-10-39..... W, 44-43..... Oxford, Miss.
 01-07-39..... L, 33-37..... Jackson, Miss.
 01-06-39..... W, 40-39..... Meridian, Miss.
 02-19-38..... W, 59-45..... Oxford, Miss.
 02-18-38..... W, 70-38..... Oxford, Miss.
 02-05-38..... W, 45-44..... Starkville, Miss.
 02-04-38..... L, 41-43..... Starkville, Miss.
 01-12-38..... L, 45-58..... Jackson, Miss.
 01-11-38..... W, 49-37..... Meridian, Miss.
 02-22-37..... W, 50-42..... Oxford, Miss.
 02-21-37..... W, 36-34..... Oxford, Miss.
 02-10-37..... L, 34-43..... Starkville, Miss.
 02-09-37..... W, 40-36..... Starkville, Miss.
 02-22-36..... L, 32-41..... Oxford, Miss.
 02-21-36..... L, 43-51..... Oxford, Miss.
 02-08-36..... W, 48-42 (2ot)..... Starkville, Miss.
 02-07-36..... L, 38-39..... Starkville, Miss.
 03-01-35..... W, 40-38..... Oxford, Miss.
 02-28-35..... W, 35-33..... Oxford, Miss.
 02-09-35..... L, 37-55..... Starkville, Miss.
 02-08-35..... L, 31-61..... Starkville, Miss.
 02-19-34..... W, 36-35..... Oxford, Miss.
 02-18-34..... L, 24-29..... Oxford, Miss.
 02-03-34..... W, 29-22..... Starkville, Miss.
 02-02-34..... L, 35-41..... Starkville, Miss.
 02-18-33..... W, 41-27..... Oxford, Miss.
 02-17-33..... W, 50-49..... Oxford, Miss.
 02-11-33..... L, 25-32..... Starkville, Miss.
 02-10-33..... L, 36-40..... Starkville, Miss.
 02-20-32..... W, 38-26..... Starkville, Miss.
 02-19-32..... W, 35-25..... Starkville, Miss.
 02-06-32..... W, 31-25..... Oxford, Miss.
 02-05-32..... W, 37-19..... Oxford, Miss.
 02-11-30..... L, 27-28..... Oxford, Miss.
 02-10-30..... W, 38-31..... Oxford, Miss.
 02-08-30..... W, 23-19..... Greenwood, Miss.
 02-07-30..... W, 30-26..... Greenwood, Miss.
 02-16-29..... W, 41-27..... Oxford, Miss.
 02-15-29..... W, 37-21..... Oxford, Miss.
 02-09-29..... L, 26-28..... Starkville, Miss.
 02-08-29..... L, 30-32..... Starkville, Miss.
 02-21-28..... L, 36-40..... Starkville, Miss.
 02-20-28..... L, 34-45..... Starkville, Miss.
 02-07-28..... L, 27-29..... Oxford, Miss.
 02-06-28..... L, 30-38..... Oxford, Miss.
 02-08-27..... W, 26-19..... Oxford, Miss.
 02-07-27..... W, 31-28..... Oxford, Miss.
 02-05-27..... L, 24-30..... Starkville, Miss.
 02-04-27..... L, 22-36..... Starkville, Miss.
 01-23-26..... W, 33-20..... Oxford, Miss.
 02-20-25..... L, 28-38..... Oxford, Miss.
 02-09-25..... L, 30-34..... Starkville, Miss.
 02-23-24..... L, 42-47..... Starkville, Miss.
 02-21-24..... W, 29-27..... Oxford, Miss.
 03-01-23..... L, 26-33..... Atlanta, Ga.
 02-13-23..... W, 30-27..... Oxford, Miss.
 02-12-23..... L, 26-28..... Oxford, Miss.
 02-06-23..... L, 18-23..... Starkville, Miss.
 02-05-23..... L, 14-29..... Starkville, Miss.
 02-17-22..... L, 17-48..... Starkville, Miss.
 02-16-22..... W, 27-25..... Starkville, Miss.
 02-04-22..... L, 12-17..... Oxford, Miss.
 02-03-22..... L, 27-30..... Oxford, Miss.
 02-03-21..... W, 23-13..... Oxford, Miss.
 02-02-21..... W, 17-13..... Oxford, Miss.
 01-22-21..... L, 20-34..... Starkville, Miss.
 01-21-21..... L, 12-33..... Starkville, Miss.
 03-06-20..... L, 12-30..... Starkville, Miss.
 03-05-20..... L, 13-49..... Starkville, Miss.
 02-07-20..... L, 15-21..... Oxford, Miss.
 02-06-20..... W, 23-10..... Oxford, Miss.
 02-08-19..... L, 14-52..... Oxford, Miss.
 02-07-19..... L, 23-32..... Oxford, Miss.
 02-24-17..... W, 29-15..... Oxford, Miss.
 02-23-17..... L, 25-42..... Oxford, Miss.
 02-17-17..... L, 24-42..... Starkville, Miss.
 02-16-17..... L, 20-35..... Starkville, Miss.
 01-29-16..... L, 20-33..... Oxford, Miss.

01-28-16..... L, 9-28..... Oxford, Miss.
 02-28-14..... L, 8-20..... Oxford, Miss.
 02-27-14..... L, 10-12..... Oxford, Miss.
 02-26-14..... L, 18-84..... Starkville, Miss.
 02-25-14..... L, 15-68..... Starkville, Miss.

MISSISSIPPI VALLEY STATE

All-Time: 7-0
In Oxford: 7-0
 11-26-2021..... W, 73-58..... Oxford, Miss.
 11-22-21..... W, 111-82..... Oxford, Miss.
 11-09-12..... W, 93-57..... Oxford, Miss.
 12-10-11..... W, 80-56..... Oxford, Miss.
 12-13-10..... L, 101-69..... Oxford, Miss.
 11-10-07..... W, 97-63..... Oxford, Miss.
 11-10-06..... W, 72-49..... Oxford, Miss.

MISSOURI

All-Time: 15-8
In Oxford: 7-3
In Columbia: 6-4
Neutral Site: 2-1
In OT: 1-0
 03-04-2023..... L, 77-82..... Columbia, Mo.
 01-24-23..... L, 77-89..... Oxford, Miss.
 03-09-22..... L, 60-72..... Tampa, Fla.
 02-12-22..... L, 68-74..... Columbia, Mo.
 01-08-22..... L, 53-78..... Oxford, Miss.
 02-23-21..... W, 60-53..... Columbia, Mo.
 02-10-21..... W, 80-59..... Oxford, Miss.
 03-04-20..... W, 75-67..... Oxford, Miss.
 02-18-20..... L, 68-71..... Columbia, Mo.
 03-09-19..... W, 73-69..... Columbia, Mo.
 02-16-19..... W, 75-65..... Oxford, Miss.
 02-20-18..... W, 90-87(ot)..... Columbia, Mo.
 02-06-18..... L, 69-75..... Oxford, Miss.
 02-25-17..... W, 80-77..... Oxford, Miss.
 01-21-17..... W, 75-71..... Columbia, Mo.
 03-08-17..... W, 86-74..... Nashville, Tenn.
 02-23-16..... W, 85-76..... Oxford, Miss.
 02-03-16..... W, 76-73..... Columbia, Mo.
 01-31-15..... W, 67-47..... Columbia, Mo.
 02-08-14..... W, 91-88..... Oxford, Miss.
 03-15-13..... W, 64-62..... Nashville, Tenn.
 02-09-13..... L, 79-98..... Columbia, Mo.
 01-12-13..... W, 64-49..... Oxford, Miss.

MISSOURI-ROLLA

All-Time: 1-0
In Oxford: 1-0
 12-29-1984..... W, 86-62..... Oxford, Miss.

MISSOURI-ST. LOUIS

All-Time: 1-0
In Oxford: 1-0
 12-21-1983..... W, 73-56..... Oxford, Miss.

MISSOURI STATE

All-Time: 1-0
In Oxford: 1-0
 03-21-2000..... W, 70-48..... Oxford, Miss.

MISSOURI WESTERN

All-Time: 3-0
In Oxford: 3-0
 12-19-1981..... W, 71-56..... Oxford, Miss.
 12-01-76..... W, 84-58..... Oxford, Miss.
 11-29-75..... W, 80-60..... Oxford, Miss.

MONMOUTH

All-Time: 1-0
In West Long Branch: 1-0
 03-14-2017..... W, 91-83..... West Long Branch, N.J.

MONTANA

All-Time: 1-0
In Oxford: 1-0
 11-24-2016..... W, 86-81..... Oxford, Miss.

MORGAN STATE

All-Time: 3-0
In Oxford: 3-0
 11-29-2008..... W, 78-70..... Oxford, Miss.
 12-31-1996..... W, 91-57..... Oxford, Miss.
 12-01-94..... W, 90-68..... Oxford, Miss.

MORRIS BROWN

All-Time: 2-0
In Oxford: 2-0
 11-28-2001..... W, 92-45..... Oxford, Miss.
 12-30-00..... W, 94-59..... Oxford, Miss.

MURRAY STATE

All-Time: 3-3
In Oxford: 3-1
In Murray: 0-2
 12-15-2016..... W, 78-73..... Oxford, Miss.
 11-17-10..... W, 77-61..... Oxford, Miss.
 12-22-1993..... L, 68-87..... Murray, Ky.
 01-04-93..... L, 65-75..... Oxford, Miss.
 12-20-58..... L, 60-80..... Murray, Ky.
 12-08-58..... W, 67-61..... Oxford, Miss.

NEBRASKA

All-Time: 2-1
In Oxford: 1-0
In Lincoln: 0-1
Neutral Site: 1-0
In OT: 1-0
 03-24-2008..... W, 85-75(ot)..... Oxford, Miss.
 12-16-1978..... L, 70-67..... Biloxi, Miss.
 12-17-77..... L, 70-80..... Lincoln, Neb.

NEW MEXICO

All-Time: 1-3
In Oxford: 1-0
In Albuquerque: 0-3
 12-13-2008..... L, 70-103..... Albuquerque, N.M.
 12-01-07..... W, 85-77..... Oxford, Miss.
 11-19-05..... L, 42-95..... Albuquerque, N.M.
 12-28-1996..... L, 64-75..... Albuquerque, N.M.

NEW ORLEANS

All-Time: 5-1
In Oxford: 3-0
In New Orleans: 1-1
Neutral Site: 1-0
 11-09-2021..... W, 82-61..... Oxford, Miss.
 12-06-08..... W, 78-65..... New Orleans, La.
 11-30-06..... W, 85-77..... Oxford, Miss.
 12-29-87..... W, 83-74..... New Orleans, La. (neutral)
 12-15-84..... W, 55-51..... Oxford, Miss.
 12-07-83..... L, 73-87..... New Orleans, La.

NICHOLLS

All-Time: 9-0
In Oxford: 8-0
Neutral Site: 1-0
 11-20-2018..... W, 75-55..... Oxford, Miss.
 01-03-09..... W, 53-41..... Oxford, Miss.
 11-24-06..... W, 100-80..... Oxford, Miss.
 12-15-05..... W, 69-43..... Oxford, Miss.
 12-13-04..... W, 87-55..... Oxford, Miss.
 12-28-03..... W, 79-46..... Oxford, Miss.
 12-21-02..... W, 63-52..... Oxford, Miss.
 12-28-1995..... W, 66-54..... Oxford, Miss.
 12-17-88..... W, 74-53..... Lafayette, La.

NORFOLK STATE

All-Time: 1-0
In Oxford: 1-0
 11-12-2019..... W, 68-55..... Oxford, Miss.

NORTH ALABAMA

All-Time: 4-1
In Oxford: 2-1
In Florence: 2-0
 12-20-2022..... L, 65-66..... Oxford, Miss.
 01-29-1962..... W, 80-70..... Oxford, Miss.
 01-02-62..... W, 68-64..... Florence, Ala.
 01-31-53..... W, 82-48..... Oxford, Miss.
 12-15-52..... W, 111-92..... Florence, Ala.

ALL-TIME OPPONENT GAME-BY-GAME RESULTS

NORTH CAROLINA

All-Time: 1-1
Neutral Site: 1-1
 03-01-1926 L, 23-38..... Atlanta, Ga.
 02-28-23..... W, 34-32..... Atlanta, Ga.

NORTH CAROLINA A&T

All-Time: 1-0
In Oxford: 1-0
 11-26-2013 W, 84-50..... Oxford, Miss.

NORTH CAROLINA STATE

All-Time: 1-2
In Raleigh: 0-1
Neutral Site: 1-1
 03-24-2000 L, 54-77..... Raleigh, N.C.
 03-03-1999 L, 32-34..... Atlanta, Ga.
 02-24-28..... W, 40-35..... Atlanta, Ga.

UNCW

All-Time: 1-0
In Oxford: 1-0
 12-12-2020 W, 78-58..... Oxford, Miss.

NORTH TEXAS STATE

All-Time: 2-0
In Oxford: 1-0
In Denton: 1-0
 12-06-1986 W, 72-69..... Denton, Texas
 12-28-85..... W, 89-75..... Oxford, Miss.

NORTHERN ARIZONA

All-Time: 1-0
In Oxford: 1-0
 11-23-2014 W, 80-74..... Oxford, Miss.

NORTHWESTERN STATE

All-Time: 3-0
In Oxford: 3-0
 11-13-2015 W, 90-76..... Oxford, Miss.
 12-30-1999 W, 99-52..... Oxford, Miss.
 11-30-88..... W, 97-81..... Oxford, Miss.

NOTRE DAME

All-Time: 1-1
In South Bend: 0-1
Neutral Site: 1-0
 03-18-2001 W, 59-56..... Kansas City, Mo.
 11-26-1977 L, 61-111..... South Bend, Ind.

OAKLAND

All-Time: 1-0
In Oxford: 1-0
 12-05-1992 W, 71-46..... Oxford, Miss.

OHIO STATE

All-Time: 0-2
Neutral Site: 0-2
 03-24-2008 L, 60-81..... New York, N.Y.
 12-23-1998 L, 62-67..... San Juan, Puerto Rico

OKLAHOMA

All-Time: 2-3
In Oxford: 1-0
In Norman: 0-1
Neutral Site: 1-2
 11-27-2022 L, 55-59..... Orlando, Fla.
 03-22-19..... L, 72-95..... Columbia, S.C.
 12-02-00..... W, 60-55..... Oxford, Miss.
 12-04-1999 L, 73-81..... Norman, Okla.
 12-22-98..... W, 75-72..... San Juan, Puerto Rico

OKLAHOMA STATE

All-Time: 0-4
In Stillwater: 0-1
Neutral Site: 0-3
 01-28-2023 L, 60-82..... Stillwater, Okla.
 11-29-19..... L, 37-78..... Brooklyn, N.Y.
 12-28-1948 L, 42-59..... Oklahoma City, Okla.
 01-15-48..... L, 34-52..... Memphis, Tenn.

ORAL ROBERTS

All-Time: 5-0
In Oxford: 3-0
In Tulsa: 1-0
Neutral Site: 1-0
 11-18-2016 W, 95-88..... St. Thomas, U.S. Virgin Islands
 02-11-1995 W, 89-53..... Oxford, Miss.
 01-17-94..... W, 88-68..... Tulsa, Okla.
 02-13-93..... W, 95-79..... Oxford, Miss.
 01-06-92..... W, 86-73..... Oxford, Miss.

OREGON

All-Time: 1-1
In Oxford: 0-1
In Eugene: 1-0
In OT: 1-1
 12-07-2014 W, 79-73(ot)..... Eugene, Ore.
 12-08-13..... L, 105-115(ot)..... Oxford, Miss.

OREGON STATE

All-Time: 1-0
Neutral Site: 1-0
 11-27-1999 W, 77-58..... Greenville, S.C.

PACIFIC

All-Time: 1-0
Neutral Site: 1-0
 12-12-1981 W, 72-61..... Lafayette, La.

PAN AMERICAN

All-Time: 1-0
Neutral Site: 1-0
 12-29-1975 W, 84-74..... Mobile, Ala.

PENN STATE

All-Time: 4-0
In Oxford: 1-0
In University Park: 1-0
Neutral Site: 2-0
 11-27-2019 W, 74-72..... Brooklyn, N.Y.
 11-30-13..... W, 79-76..... Brooklyn, N.Y.
 12-04-11..... W, 72-70..... University Park, Pa.
 11-26-10..... W, 84-71..... Oxford, Miss.

PITTSBURGH

All-Time: 0-1
Neutral Site: 0-1
 12-27-1991 L, 65-67..... New Orleans, La.

PORTLAND STATE

All-Time: 1-0
In Oxford: 1-0
 11-23-1996 W, 56-54..... Oxford, Miss.

PRAIRIE VIEW A&M

All-Time: 6-0
In Oxford: 5-0
Neutral Site: 1-0
 12-29-1999 W, 98-74..... Oxford, Miss.
 12-29-98..... W, 111-50..... Oxford, Miss.
 12-20-97..... W, 106-59..... Oxford, Miss.
 11-26-96..... W, 71-43..... Oxford, Miss.
 12-30-95..... W, 86-51..... Oxford, Miss.
 11-30-91..... W, 101-50..... Lafayette, La.

PRESBYTERIAN

All-Time: 1-0
In Oxford: 1-0
 02-11-2008 W, 65-55..... Oxford, Miss.

RICE

All-Time: 2-2
In Oxford: 0-1
In Houston: 0-1
Neutral Site: 2-0
 11-22-2017 W, 79-62..... Las Vegas, Nev.
 01-09-1993 L, 79-89..... Oxford, Miss.
 01-27-93..... L, 67-72..... Houston, Texas
 12-31-83..... W, 70-60..... Chattanooga, Tenn.

RIDER

All-Time: 1-0
In Oxford: 1-0
 11-30-2021 W, 75-51..... Oxford, Miss.

ROLLINS COLLEGE

All-Time: 1-0
In Oxford: 1-0
 01-24-1994 W, 67-46..... Oxford, Miss.

RUTGERS

All-Time: 1-0
In Oxford: 1-0
 12-01-2012 W, 80-67..... Oxford, Miss.

ST. FRANCIS

All-Time: 1-0
Neutral Site: 1-0
 12-28-1972 W, 87-64..... Oklahoma City, Okla.

ST. JOHN'S

All-Time: 0-1
In Queens: 0-1
 03-15-1989 L, 67-70..... Queens, N.Y.

ST. JOSEPH'S

All-Time: 3-0
Neutral Site: 3-0
 11-20-2016 W, 81-68..... St. Thomas, U.S. Virgin Islands
 12-21-1998 W, 66-61..... San Juan, Puerto Rico
 11-27-87..... W, 59-51..... Baltimore, Md.

ST. LOUIS

All-Time: 2-2
In Oxford: 1-0
In St. Louis: 0-2
Neutral Site: 1-0
 12-24-2010 W, 69-61..... Cancun, Mexico
 12-30-06..... L, 56-59..... St. Louis, Mo.
 12-13-05..... W, 77-64..... Oxford, Miss.
 12-15-1954 L, 68-82..... St. Louis, Mo.

SAM HOUSTON STATE

All-Time: 6-0
In Oxford: 5-0
In Huntsville: 1-0
 12-13-2017 W, 82-69..... Oxford, Miss.
 11-22-00..... W, 71-65..... Oxford, Miss.
 12-03-1994 W, 91-75..... Oxford, Miss.
 12-20-90..... W, 73-71..... Oxford, Miss.
 12-30-89..... W, 96-70..... Huntsville, Texas
 12-27-88..... W, 83-73..... Oxford, Miss.

SAMFORD

All-Time: 9-1
In Oxford: 7-1
In Homewood: 2-0
 12-21-2021 L, 73-75..... Oxford, Miss.
 12-31-02..... W, 57-49..... Oxford, Miss.
 12-08-1984 W, 80-66..... Oxford, Miss.
 12-05-77..... W, 81-68..... Homewood, Ala.
 12-02-57..... W, 97-46..... Oxford, Miss.
 12-14-55..... W, 108-74..... Homewood, Ala.
 12-01-55..... W, 113-62..... Oxford, Miss.
 01-20-34..... W, 60-26..... Oxford, Miss.
 01-19-34..... W, 47-20..... Oxford, Miss.
 02-13-20..... W, 30-11..... Oxford, Miss.

SAN DIEGO

All-Time: 1-0
In Oxford: 1-0
 11-28-2018 W, 93-86..... Oxford, Miss.

SAN DIEGO STATE

All-Time: 1-0
Neutral Site: 1-0
 12-28-1986 W, 88-77..... San Diego, Calif. (neutral)

SAN FRANCISCO

All-Time: 1-0
Neutral Site: 1-0
 12-23-2012 W, 85-78..... Honolulu, Hawaii

SEATTLE

All-Time: 1-0
In Oxford: 1-0
 11-19-2019 W, 65-52..... Oxford, Miss.

SETON HALL

All-Time: 0-1
Neutral Site: 0-1
 11-22-2015 L, 63-75..... Charleston, S.C.

SEWANEES

All-Time: 7-3
In Oxford: 5-2
In Sewanee: 1-1
Neutral Site: 1-0
 12-17-1964 L, 44-46..... Oxford, Miss.
 12-12-64..... L, 62-74..... Sewanee, Tenn.
 12-14-63..... W, 79-67..... Sewanee, Tenn.
 12-05-62..... W, 78-64..... Oxford, Miss.
 02-23-35..... W, 42-13..... Oxford, Miss.
 02-22-35..... W, 42-20..... Oxford, Miss.
 02-11-32..... L, 31-34..... Oxford, Miss.
 01-04-27..... W, 40-13..... Oxford, Miss.
 02-26-26..... W, 50-16..... Atlanta, Ga.
 02-18-26..... W, 54-28..... Oxford, Miss.

SIENA

All-Time: 1-0
Neutral Site: 1-0
 11-25-2022 W, 74-62..... Orlando, Fla.

SOUTH ALABAMA

All-Time: 5-1
In Oxford: 3-0
In Mobile: 2-1
 12-22-2016 W, 92-58..... Oxford, Miss.
 11-18-08..... W, 89-71..... Oxford, Miss.
 11-13-07..... W, 81-78..... Oxford, Miss.
 12-16-06..... W, 82-72..... Mobile, Ala.
 12-30-1975 L, 54-70..... Mobile, Ala.
 12-30-69..... W, 80-61..... Mobile, Ala.

SOUTH CAROLINA

All-Time: 25-22
In Oxford: 15-4
In Columbia: 4-12
Neutral Site: 6-6
In OT: 0-3
 03-08-2023 W, 67-61..... Nashville, Tenn.
 02-11-23..... L, 61-64..... Oxford, Miss.
 01-17-23..... W, 70-58..... Columbia, SC
 02-15-22..... L, 74-77 (ot)..... Oxford, Miss.
 03-11-21..... W, 76-59..... Nashville, Tenn.
 02-13-21..... W, 81-74..... Columbia, SC
 02-05-20..... W, 84-70..... Oxford, Miss.
 02-19-19..... L, 64-79..... Columbia, SC
 03-07-18..... L, 84-85..... St. Louis, Mo.
 12-31-17..... W, 74-69..... Oxford, Miss.
 03-04-17..... W, 75-70..... Oxford, Miss.
 01-14-17..... L, 56-67..... Columbia, SC
 01-19-16..... L, 74-77 (ot)..... Oxford, Miss.
 03-12-15..... L, 58-60..... Nashville, Tenn.
 01-10-15..... W, 65-49..... Oxford, Miss.
 02-01-14..... W, 75-71..... Oxford, Miss.
 01-18-14..... W, 75-74..... Columbia, SC
 02-20-13..... L, 62-63..... Columbia, SC
 01-28-12..... W, 66-62..... Oxford, Miss.
 03-10-11..... W, 66-55..... Atlanta, Ga.
 02-22-11..... L, 73-79..... Columbia, SC
 01-20-10..... W, 66-57..... Oxford, Miss.
 01-24-09..... L, 71-82..... Columbia, SC
 02-02-08..... L, 77-80..... Oxford, Miss.
 02-24-07..... L, 63-76..... Columbia, SC
 01-11-06..... W, 68-63..... Oxford, Miss.
 03-10-05..... W, 53-52..... Atlanta, Ga.
 03-06-05..... L, 70-76 (ot)..... Columbia, SC
 01-31-04..... W, 79-68..... Oxford, Miss.
 03-13-03..... W, 62-56..... New Orleans, La.
 01-08-03..... L, 49-55..... Columbia, SC
 03-07-02..... L, 67-69..... Atlanta, Ga.
 01-26-02..... W, 71-53..... Oxford, Miss.
 02-17-01..... W, 67-61..... Columbia, SC
 02-09-00..... W, 83-75..... Oxford, Miss.

ALL-TIME OPPONENT GAME-BY-GAME RESULTS

03-04-1999 W, 64-60 Atlanta, Ga.
 01-27-99 L, 66-67 Columbia, SC
 03-07-98 L, 77-87 Atlanta, Ga.
 01-03-98 W, 73-54 Oxford, Miss.
 01-25-97 L, 63-86 Columbia, SC
 02-24-96 W, 75-65 Oxford, Miss.
 02-08-95 L, 72-77 Columbia, SC
 03-10-94 L, 57-80 Memphis, Tenn.
 02-05-94 W, 68-62 Oxford, Miss.
 01-13-93 L, 73-88 Columbia, SC
 02-05-92 W, 76-61 Oxford, Miss.
 12-30-60 L, 79-85 Shreveport, La.

SC SPARTANBURG

All-Time: 1-0
In Oxford: 1-0
 11-30-1985 W, 85-74 Oxford, Miss.

SOUTH CAROLINA STATE

All-Time: 2-0
Neutral Site: 2-0
 11-20-2005 W, 71-47 Albuquerque, N.M.
 11-14-04 W, 64-52 Milwaukee, Wis.

SOUTH DAKOTA STATE

All-Time: 1-1
In Oxford: 1-1
OT: 0-1
 11-28-2017 L, 97-99 (ot) Oxford, Miss.
 12-06-1976 W, 78-70 Oxford, Miss.

SOUTH FLORIDA

All-Time: 1-0
In Oxford: 1-0
 03-21-1983 W, 65-57 Oxford, Miss.

SOUTHEAST MISSOURI STATE

All-Time: 3-0
In Oxford: 1-0
In Cape Girardeau: 1-0
Neutral Site: 1-0
 12-12-2015 W, 75-64 Cape Girardeau, Mo.
 12-22-14 W, 82-51 Southaven, Miss.
 12-15-1958 W, 81-76 Oxford, Miss.

SOUTHEASTERN LOUISIANA

All-Time: 19-0
In Oxford: 15-0
In Hammond: 2-0
Neutral Site: 2-0
 12-21-2019 W, 83-76 Jackson, Miss.
 12-12-18 W, 69-47 Jackson, Miss.
 01-02-11 W, 68-59 Oxford, Miss.
 12-21-05 W, 68-62 Oxford, Miss.
 12-31-04 W, 64-48 Oxford, Miss.
 11-20-03 W, 52-48 Oxford, Miss.
 12-13-00 W, 58-46 Oxford, Miss.
 12-15-1999 W, 77-46 Oxford, Miss.
 02-08-93 W, 71-61 Oxford, Miss.
 01-08-92 W, 86-82 Hammond, La.
 11-28-90 W, 74-52 Oxford, Miss.
 12-30-88 W, 84-54 Oxford, Miss.
 12-07-87 W, 80-43 Hammond, La.
 12-13-86 W, 88-59 Oxford, Miss.
 12-14-85 W, 64-59 Oxford, Miss.
 12-04-61 W, 83-66 Oxford, Miss.
 12-01-60 W, 81-56 Oxford, Miss.
 12-02-58 W, 87-64 Oxford, Miss.
 12-03-56 W, 75-55 Oxford, Miss.

SOUTHERN

All-Time: 2-0
In Oxford: 1-0
Neutral Site: 1-0
 11-20-2014 W, 69-38 Oxford, Miss.
 12-16-1988 W, 90-88 Lafayette, La.

SOUTHERN CALIFORNIA

All-Time: 1-0
Neutral Site: 1-0
OT: 1-0
 12-22-2000 W, 84-83 (ot) Laie, Hawaii

SOUTHERN ILLINOIS

All-Time: 1-2
In Oxford: 0-1
In Carbondale: 0-1
Neutral Site: 1-0
 12-21-2000 W, 70-66 Laie, Hawaii
 12-08-1993 L, 60-81 Carbondale, Ill.
 12-28-92 L, 78-85 Oxford, Miss.

SMU

All-Time: 2-1
In Oxford: 1-0
In Dallas: 1-1
 01-03-2012 W, 50-48 Oxford, Miss.
 01-05-11 W, 75-57 Dallas, Texas
 12-27-1968 L, 70-94 Dallas, Texas

SOUTHERN MISS

All-Time: 18-6
In Oxford: 9-0
In Hattiesburg: 4-4
Neutral Site: 5-2
OT: 1-0
 12-17-2011 L, 82-86 Hattiesburg, Miss.
 12-04-10 W, 86-81 Oxford, Miss.
 12-05-09 W, 81-79 Oxford, Miss.
 12-30-08 L, 59-78 Biloxi, Miss.
 12-28-07 W, 78-58 Southaven, Miss.
 12-19-1995 W, 113-107 (ot) Oxford, Miss.
 12-22-94 L, 69-76 Hattiesburg, Miss.
 12-18-93 W, 78-74 Biloxi, Miss.
 03-13-87 L, 75-93 Hattiesburg, Miss.
 12-19-79 W, 68-65 Jackson, Miss.
 12-27-77 W, 64-60 Jackson, Miss.
 12-30-76 W, 84-75 Jackson, Miss.
 12-18-75 L, 77-80 Jackson, Miss.
 12-12-73 W, 79-75 Hattiesburg, Miss.
 12-11-72 W, 88-60 Oxford, Miss.
 12-15-71 W, 107-90 Hattiesburg, Miss.
 12-15-70 W, 109-100 Oxford, Miss.
 12-15-66 L, 73-82 Hattiesburg, Miss.
 12-17-65 W, 94-75 Oxford, Miss.
 01-30-36 W, 40-28 Hattiesburg, Miss.
 01-31-35 W, 40-38 Hattiesburg, Miss.
 01-13-31 W, 37-12 Oxford, Miss.
 01-27-22 W, 42-16 Oxford, Miss.
 01-28-22 W, 24-18 Oxford, Miss.

SOUTHERN UTAH

All-Time: 1-0
Neutral Site: 1-0
 11-18-2005 W, 69-62 Albuquerque, N.M.

SOUTHWESTERN

All-Time: 29-3
In Oxford: 17-1
In Georgetown: 11-2
Neutral Site: 1-0
 12-03-1959 W, 99-60 Oxford, Miss.
 12-11-54 W, 83-72 Memphis, Tenn.
 12-03-53 W, 92-52 Oxford, Miss.
 12-07-50 W, 89-30 Oxford, Miss.
 02-11-50 W, 69-53 Georgetown, Texas
 12-06-49 W, 85-44 Oxford, Miss.
 02-23-49 W, 81-62 Georgetown, Texas
 01-04-49 W, 60-52 Oxford, Miss.
 02-04-48 W, 55-49 Georgetown, Texas
 01-06-48 W, 74-43 Oxford, Miss.
 12-17-46 W, 53-21 Oxford, Miss.
 12-07-46 W, 74-34 Georgetown, Texas
 02-16-46 W, 76-44 Georgetown, Texas
 01-07-46 W, 44-21 Oxford, Miss.
 01-06-45 W, 60-37 Oxford, Miss.
 01-15-40 W, 49-42 Georgetown, Texas
 01-09-40 W, 56-43 Oxford, Miss.
 02-18-39 L, 38-49 Georgetown, Texas
 02-17-39 L, 33-48 Georgetown, Texas
 01-24-39 W, 44-32 Oxford, Miss.
 01-23-39 W, 38-35 Oxford, Miss.
 02-11-38 W, 43-39 Oxford, Miss.
 01-29-38 W, 49-32 Georgetown, Texas
 02-16-35 W, 42-13 Oxford, Miss.
 02-15-35 L, 43-50 Oxford, Miss.

01-18-34 W, 59-27 Georgetown, Texas
 01-13-34 W, 45-15 Oxford, Miss.
 02-15-26 W, 32-20 Georgetown, Texas
 01-11-26 W, 55-14 Oxford, Miss.
 02-22-23 W, 31-18 Oxford, Miss.
 02-22-12 W, 43-16 Georgetown, Texas
 02-21-12 W, 43-13 Georgetown, Texas

SPRING HILL

All-Time: 2-0
Neutral Site: 2-0
 02-19-1952 W, 78-64 Natchez, Miss.
 02-20-51 W, 70-69 Natchez, Miss.

STANFORD

All-Time: 1-0
Neutral Site: 1-0
 11-24-2022 W, 72-68 Orlando, Fla.

STETSON

All-Time: 2-0
In Oxford: 2-0
 12-17-1996 W, 78-50 Oxford, Miss.
 01-04-92 W, 84-64 Oxford, Miss.

SYRACUSE

All-Time: 1-0
In Syracuse: 1-0
 03-18-2017 W, 85-80 Syracuse, N.Y.

TAMPA

All-Time: 0-1
In Tampa: 0-1
 12-23-1949 L, 77-79 Tampa, Fla.

TEMPLE

All-Time: 2-3
In Oxford: 2-0
In Philadelphia: 0-1
Neutral Site: 0-2
 12-17-2022 W, 63-55 Oxford, Miss.
 11-18-1998 L, 52-68 Philadelphia, Pa.
 11-22-97 W, 87-74 Oxford, Miss.
 03-14-97 L, 40-62 Kansas City, Mo.
 12-28-87 L, 61-70 New Orleans, La.

TENNESSEE

All-Time: 45-78
In Oxford: 26-28
In Knoxville: 12-44
Neutral Site: 7-6
OT: 5-2
 03-09-2023 L, 55-70 Nashville, Tenn.
 12-28-23 L, 59-63 Oxford, Miss.
 01-05-22 L, 60-66 (ot) Knoxville, Tenn.
 02-02-21 W, 52-50 Oxford, Miss.
 01-21-20 L, 48-73 Knoxville, Tenn.
 02-27-19 L, 71-73 Oxford, Miss.
 02-24-18 W, 52-50 Oxford, Miss.
 02-03-18 L, 61-94 Knoxville, Tenn.
 02-08-17 L, 66-75 Knoxville, Tenn.
 01-17-17 W, 80-69 Oxford, Miss.
 03-05-16 W, 83-60 Knoxville, Tenn.
 02-21-15 W, 59-57 Oxford, Miss.
 01-29-14 L, 70-86 Knoxville, Tenn.
 01-09-13 W, 92-74 Knoxville, Tenn.
 01-24-13 W, 62-56 Oxford, Miss.
 03-09-12 W, 77-72 (ot) New Orleans, La.
 02-22-12 L, 60-73 Knoxville, Tenn.
 01-29-11 L, 57-74 Oxford, Miss.
 03-12-10 L, 65-76 Nashville, Tenn.
 01-16-10 L, 69-71 (ot) Knoxville, Tenn.
 02-18-09 W, 81-65 Oxford, Miss.
 01-09-08 L, 83-85 Knoxville, Tenn.
 01-24-07 W, 83-69 Oxford, Miss.
 02-04-06 L, 72-86 Knoxville, Tenn.
 02-19-05 W, 60-58 Oxford, Miss.
 02-18-04 L, 66-83 Knoxville, Tenn.
 01-11-03 L, 64-66 Oxford, Miss.
 01-06-02 W, 76-82 Knoxville, Tenn.
 03-09-01 W, 86-73 Nashville, Tenn.
 02-10-01 W, 87-71 Oxford, Miss.
 01-15-00 L, 60-98 Knoxville, Tenn.

02-17-1999 L, 67-69 Oxford, Miss.
 01-17-98 L, 67-77 Knoxville, Tenn.
 01-22-97 W, 70-48 Oxford, Miss.
 01-31-96 L, 52-67 Knoxville, Tenn.
 02-22-95 L, 61-75 Oxford, Miss.
 02-16-94 L, 69-72 Knoxville, Tenn.
 01-30-93 L, 62-75 Oxford, Miss.
 02-19-92 L, 86-98 Knoxville, Tenn.
 03-07-91 L, 85-94 Nashville, Tenn.
 02-27-91 W, 93-88 Knoxville, Tenn.
 01-26-91 W, 75-72 Oxford, Miss.
 03-08-90 W, 87-86 Orlando, Fla.
 02-14-90 W, 81-80 Oxford, Miss.
 12-16-89 L, 67-71 Knoxville, Tenn.
 02-15-89 L, 71-83 Knoxville, Tenn.
 11-28-88 L, 76-84 Oxford, Miss.
 02-06-88 W, 81-73 Oxford, Miss.
 01-06-88 L, 68-77 Knoxville, Tenn.
 02-02-87 W, 71-70 Oxford, Miss.
 01-31-87 W, 73-70 (ot) Knoxville, Tenn.
 03-05-86 W, 73-56 Lexington, Ky.
 02-05-86 W, 59-55 Oxford, Miss.
 01-04-86 L, 66-74 Knoxville, Tenn.
 02-06-85 W, 58-57 Knoxville, Tenn.
 01-05-85 L, 63-70 Oxford, Miss.
 02-04-84 W, 57-56 Oxford, Miss.
 01-08-84 L, 59-83 Knoxville, Tenn.
 02-05-83 L, 53-65 Knoxville, Tenn.
 01-08-83 W, 56-55 Oxford, Miss.
 02-03-82 W, 55-53 Knoxville, Tenn.
 01-06-82 L, 55-62 Oxford, Miss.
 03-04-81 W, 81-71 Birmingham, Ala.
 02-04-81 W, 71-52 Oxford, Miss.
 01-07-81 L, 68-73 Knoxville, Tenn.
 02-27-80 W, 76-74 Birmingham, Ala.
 01-30-80 W, 66-61 Knoxville, Tenn.
 01-02-80 L, 65-66 Oxford, Miss.
 01-27-79 W, 65-64 Knoxville, Tenn.
 01-03-79 L, 67-72 Oxford, Miss.
 02-04-78 L, 67-85 Knoxville, Tenn.
 01-07-78 W, 73-62 Oxford, Miss.
 02-14-77 L, 75-87 Knoxville, Tenn.
 01-17-77 L, 72-86 Oxford, Miss.
 02-21-76 L, 81-105 Knoxville, Tenn.
 01-24-76 L, 53-56 Oxford, Miss.
 02-10-75 W, 88-81 (ot) Oxford, Miss.
 01-11-75 L, 82-102 Knoxville, Tenn.
 02-11-74 L, 57-65 Knoxville, Tenn.
 01-12-74 W, 69-57 Oxford, Miss.
 02-12-73 L, 49-51 Knoxville, Tenn.
 01-08-73 W, 60-52 Oxford, Miss.
 02-14-72 L, 58-68 Oxford, Miss.
 01-10-72 L, 70-73 Knoxville, Tenn.
 02-08-71 L, 74-80 Knoxville, Miss.
 01-04-71 L, 85-98 Oxford, Miss.
 02-09-70 W, 60-72 Oxford, Miss.
 01-05-70 W, 59-57 (2ot) Knoxville, Tenn.
 02-10-69 L, 45-61 Knoxville, Tenn.
 01-06-69 L, 54-59 Oxford, Miss.
 02-03-68 L, 46-88 Knoxville, Tenn.
 01-27-68 L, 65-66 Oxford, Miss.
 02-04-67 W, 56-53 (ot) Oxford, Miss.
 01-28-67 L, 49-62 Knoxville, Tenn.
 01-08-66 L, 55-102 Knoxville, Tenn.
 02-08-65 L, 50-96 Oxford, Miss.
 02-10-64 L, 54-92 Knoxville, Tenn.
 02-11-63 W, 85-78 Oxford, Miss.
 02-12-62 W, 98-81 Knoxville, Tenn.
 02-13-61 W, 57-55 Oxford, Miss.
 02-08-60 L, 71-81 Knoxville, Tenn.
 02-09-59 L, 82-85 Oxford, Miss.
 02-10-58 L, 63-68 Knoxville, Tenn.
 02-11-57 L, 88-98 Oxford, Miss.
 02-13-56 L, 63-65 Knoxville, Tenn.
 02-14-55 L, 78-84 Oxford, Miss.
 02-15-54 W, 92-73 Knoxville, Tenn.
 01-05-53 L, 71-81 Oxford, Miss.
 01-12-52 L, 69-76 Knoxville, Tenn.
 02-10-51 L, 65-67 Oxford, Miss.
 02-25-50 L, 57-79 Knoxville, Tenn.
 03-04-49 L, 49-74 Louisville, Ky.
 03-05-48 L, 62-81 Louisville, Ky.
 02-10-47 L, 28-61 Knoxville, Tenn.

ALL-TIME OPPONENT GAME-BY-GAME RESULTS

01-11-46..... L, 42-65..... Oxford, Miss.
 03-01-45..... L, 37-59..... Louisville, Ky.
 01-10-42..... L, 39-42..... Oxford, Miss.
 02-08-41..... L, 29-61..... Knoxville, Tenn.
 03-03-38..... W, 45-40..... Baton Rouge, La.
 02-12-27..... W, 39-34..... Knoxville, Tenn.
 01-10-25..... L, 13-15..... Knoxville, Tenn.
 01-28-24..... W, 36-17..... Oxford, Miss.
 01-29-24..... W, 24-13..... Oxford, Miss.

UT - CHATTANOOGA

All-Time: 5-2
In Oxford: 4-0
In Chattanooga: 1-1
Neutral Site: 0-1
 11-15-2022..... W, 70-58..... Oxford, Miss.
 12-16-18..... W, 90-70..... Oxford, Miss.
 12-20-1985..... L, 78-89..... Birmingham, Ala.
 02-09-60..... L, 74-76..... Chattanooga, Tenn.
 12-07-59..... W, 94-76..... Oxford, Miss.
 02-11-47..... W, 56-49..... Chattanooga, Tenn.
 01-20-47..... W, 64-36..... Oxford, Miss.

UT MARTIN

All-Time: 5-0
In Oxford: 3-0
Neutral Site: 2-0
 11-18-2022..... W, 72-68..... Oxford, Miss.
 12-22-20..... W, 90-43..... Oxford, Miss.
 11-11-16..... W, 86-83..... Oxford, Miss.
 12-21-04..... W, 84-58..... Tupelo, Miss.
 12-16-01..... W, 83-72..... Southaven, Miss.

TENNESSEE TECH

All-Time: 7-1
In Oxford: 5-0
In Cookeville: 1-0
Neutral Site: 1-1
In OT: 1-0
 12-29-2019..... W, 80-63..... Oxford, Miss.
 11-22-06..... W, 86-77..... Oxford, Miss.
 11-10-04..... W, 91-68..... Oxford, Miss.
 12-02-1981..... W, 58-34..... Oxford, Miss.
 12-03-80..... W, 59-56..... Cookeville, Tenn.
 12-03-79..... W, 87-67..... Oxford, Miss.
 12-28-62..... L, 71-81..... Johnson City, Tenn.
 12-22-59..... W, 37-36..... Johnson City, Tenn.

TENNESSEE WESLEYAN

All-Time: 1-0
In Oxford: 1-0
 11-27-1984..... W, 77-59..... Oxford, Miss.

TEXAS

All-Time: 6-9
In Oxford: 4-1
In Austin: 2-5
Neutral Site: 0-3
 01-27-2018..... L, 72-85..... Austin, Texas
 12-06-1975..... L, 65-67..... Austin, Texas
 12-07-74..... W, 82-74..... Oxford, Miss.
 12-01-73..... W, 75-59..... Austin, Texas
 12-02-72..... W, 78-58..... Oxford, Miss.
 12-01-71..... W, 79-78..... Austin, Texas
 12-07-70..... W, 89-84..... Oxford, Miss.
 12-01-69..... L, 84-95..... Austin, Texas
 12-02-68..... L, 63-67..... Oxford, Miss.
 12-01-67..... L, 82-95..... Austin, Texas
 12-05-66..... W, 82-80..... Oxford, Miss.
 12-04-65..... L, 71-80..... Austin, Texas
 12-05-64..... L, 67-94..... Tupelo, Miss.
 12-28-61..... L, 71-88..... Lubbock, Texas
 12-17-55..... L, 72-86..... Montgomery, Ala.

TEXAS A&M

All-Time: 4-10
In Oxford: 4-3
In College Station: 0-6
Neutral Site: 0-1
 02-28-2023..... L, 61-69..... Oxford, Miss.
 02-26-22..... L, 66-76..... Oxford, Miss.
 01-11-22..... L, 51-67..... College Station, Texas
 01-23-21..... W, 61-50..... Oxford, Miss.

01-07-20..... L, 47-57..... College Station, Texas
 02-06-19..... W, 75-71..... Oxford, Miss.
 01-16-18..... L, 69-71..... College Station, Texas
 01-25-17..... L, 76-80..... Oxford, Miss.
 02-16-16..... L, 56-71..... College Station, Texas
 02-04-15..... W, 69-59..... Oxford, Miss.
 03-01-14..... L, 60-71..... College Station, Texas
 02-27-13..... W, 82-73..... Oxford, Miss.
 02-13-13..... L, 67-69..... College Station, Texas
 12-29-1972..... L, 83-100..... Oklahoma City, Okla.

TEXAS A&M-CORPUS CHRISTI

All-Time: 2-0
In Oxford: 2-0
 12-19-2017..... W, 85-63..... Oxford, Miss.
 11-29-09..... W, 73-58..... Oxford, Miss.

TCU

All-Time: 3-2
In Oxford: 1-1
In Fort Worth: 0-1
Neutral Site: 2-0
 12-04-2014..... L, 54-66..... Oxford, Miss.
 11-21-11..... W, 80-69..... St. Thomas, U.S. Virgin Islands
 12-21-1984..... W, 66-64..... Jacksonville, Fla.
 12-04-76..... W, 68-63..... Oxford, Miss.
 11-27-76..... L, 61-70..... Fort Worth, Texas

UTEP

All-Time: 2-0
In El Paso: 1-0
Neutral Site: 1-0
In OT: 1-0
 12-16-2009..... W, 91-81..... Southaven, Miss.
 12-22-01..... W, 68-58..... El Paso, Texas

TEXAS STATE

All-Time: 1-0
Neutral Site: 1-0
 12-22-2010..... W, 83-72..... Cancun, Mexico

TEXAS TECH

All-Time: 1-4
In Oxford: 1-1
In Lubbock: 0-2
Neutral Site: 0-1
In OT: 1-0
 03-23-2010..... W, 90-87..... Oxford, Miss.
 12-08-1975..... L, 51-57..... Oxford, Miss.
 12-28-74..... L, 85-90..... Lubbock, Texas
 12-29-61..... L, 70-93..... Lubbock, Texas
 12-30-54..... L, 60-86..... Owensboro, Ky.

TOLEDO

All-Time: 1-0
In Toledo: 1-0
 12-18-1976..... W, 67-64..... Toledo, Ohio

TOWSON

All-Time: 1-0
Neutral Site: 1-0
 11-20-2015..... W, 76-60..... Charleston, S.C.

TROY

All-Time: 10-0
In Oxford: 9-0
In Troy: 1-0
In OT: 1-0
 12-22-2015..... W, 83-80..... Oxford, Miss.
 11-17-14..... W, 74-64..... Troy, Ala.
 11-08-13..... W, 69-54..... Oxford, Miss.
 03-17-10..... W, 84-65..... Oxford, Miss.
 11-27-07..... W, 102-76..... Oxford, Miss.
 12-15-04..... W, 81-49..... Oxford, Miss.
 12-18-00..... W, 92-65..... Oxford, Miss.
 11-28-1981..... W, 76-56..... Oxford, Miss.
 12-01-59..... W, 79-71..... Oxford, Miss.
 12-01-58..... W, 62-50..... Oxford, Miss.

TULANE

All-Time: 35-55
In Oxford: 16-20
In New Orleans: 19-33
Neutral Site: 0-2
 12-17-1994..... L, 62-71..... Biloxi, Miss.
 12-03-77..... W, 79-77..... Oxford, Miss.
 12-08-76..... L, 59-64..... New Orleans, La.
 12-20-75..... L, 88-91..... New Orleans, La.
 12-21-74..... W, 93-73..... Oxford, Miss.
 02-23-66..... W, 91-70..... Oxford, Miss.
 02-14-66..... L, 70-83..... New Orleans, La.
 02-20-65..... L, 71-87..... New Orleans, La.
 01-30-65..... W, 62-60..... Oxford, Miss.
 02-21-64..... W, 63-62..... Oxford, Miss.
 01-31-64..... W, 86-74..... New Orleans, La.
 02-23-63..... L, 93-95..... New Orleans, La.
 02-02-63..... W, 92-84..... Oxford, Miss.
 02-24-62..... W, 83-76..... Oxford, Miss.
 02-03-62..... L, 77-107..... New Orleans, La.
 02-25-61..... L, 71-87..... New Orleans, La.
 02-04-61..... L, 67-90..... Oxford, Miss.
 02-20-60..... L, 43-59..... Oxford, Miss.
 01-30-60..... W, 66-64..... New Orleans, La.
 02-21-59..... L, 65-81..... New Orleans, La.
 01-31-59..... L, 66-78..... Oxford, Miss.
 02-22-58..... W, 83-68..... Oxford, Miss.
 02-01-58..... L, 67-77..... New Orleans, La.
 02-22-57..... L, 74-102..... New Orleans, La.
 02-01-57..... L, 65-66..... Oxford, Miss.
 02-25-56..... L, 81-83..... Oxford, Miss.
 02-04-56..... L, 82-93..... New Orleans, La.
 02-26-55..... W, 86-80..... New Orleans, La.
 01-29-55..... L, 82-83..... Oxford, Miss.
 02-27-54..... L, 57-66..... Oxford, Miss.
 01-30-54..... L, 77-84..... New Orleans, La.
 02-21-53..... L, 68-84..... New Orleans, La.
 01-08-53..... L, 77-83..... Oxford, Miss.
 02-16-52..... W, 74-70..... New Orleans, La.
 12-13-51..... W, 81-66..... Oxford, Miss.
 02-19-51..... L, 50-64..... New Orleans, La.
 12-15-50..... L, 62-72..... Oxford, Miss.
 02-06-50..... L, 66-68..... Oxford, Miss.
 12-17-49..... L, 58-70..... New Orleans, La.
 02-11-49..... L, 34-74..... New Orleans, La.
 02-05-49..... L, 44-70..... Oxford, Miss.
 02-24-48..... L, 46-73..... New Orleans, La.
 01-23-48..... L, 46-52..... Oxford, Miss.
 02-01-47..... L, 43-50..... New Orleans, La.
 12-05-46..... L, 41-69..... Oxford, Miss.
 01-18-43..... W, 37-34..... New Orleans, La.
 01-11-43..... L, 38-48..... Oxford, Miss.
 01-20-42..... L, 30-36..... New Orleans, La.
 01-19-42..... L, 21-27..... New Orleans, La.
 01-18-41..... L, 27-32..... Oxford, Miss.
 01-17-41..... L, 23-48..... Oxford, Miss.
 02-13-40..... W, 37-30..... New Orleans, La.
 02-12-40..... L, 34-36..... New Orleans, La.
 01-17-39..... L, 35-40..... Oxford, Miss.
 01-16-39..... W, 33-23..... Oxford, Miss.
 02-08-38..... W, 35-34..... New Orleans, La.
 02-07-38..... W, 45-34..... New Orleans, La.
 01-19-37..... W, 43-35..... Oxford, Miss.
 01-18-37..... W, 33-26..... Oxford, Miss.
 02-04-36..... W, 41-16..... New Orleans, La.
 02-03-36..... W, 41-30..... New Orleans, La.
 02-02-35..... L, 23-41..... New Orleans, La.
 02-01-35..... W, 43-30..... New Orleans, La.
 02-10-34..... L, 24-31..... New Orleans, La.
 02-08-34..... L, 16-30..... New Orleans, La.
 02-07-33..... L, 32-37..... Oxford, Miss.
 02-06-33..... W, 35-27..... Oxford, Miss.
 02-02-32..... L, 29-41..... New Orleans, La.
 02-01-32..... W, 52-43..... New Orleans, La.
 01-31-31..... L, 40-42..... Oxford, Miss.
 01-30-31..... W, 50-40..... Oxford, Miss.
 02-01-30..... L, 27-33..... New Orleans, La.
 01-31-30..... L, 17-27..... New Orleans, La.
 01-15-29..... L, 33-40..... New Orleans, La.
 01-14-29..... L, 30-42..... New Orleans, La.
 01-17-28..... W, 43-28..... New Orleans, La.
 01-16-28..... W, 49-31..... New Orleans, La.
 01-18-27..... W, 26-23..... New Orleans, La.

01-17-27..... W, 28-21..... New Orleans, La.
 01-19-26..... W, 51-26..... New Orleans, La.
 01-18-26..... W, 46-35..... New Orleans, La.
 03-02-25..... L, 23-44..... Atlanta, Ga.
 01-17-25..... L, 15-30..... Oxford, Miss.
 01-16-25..... W, 35-31..... Oxford, Miss.
 01-19-24..... L, 19-35..... New Orleans, La.
 01-18-24..... L, 23-28..... New Orleans, La.
 02-07-22..... W, 27-25..... New Orleans, La.
 02-06-22..... W, 35-27..... Oxford, Miss.
 02-21-21..... W, 25-35..... New Orleans, La.
 02-22-21..... L, 22-34..... New Orleans, La.

TULSA

All-Time: 1-4
In Oxford: 1-1
In Tulsa: 0-2
Neutral Site: 0-1
 01-13-1990..... L, 47-63..... Oxford, Miss.
 12-22-88..... L, 68-87..... Tulsa, Okla.
 12-12-87..... W, 69-56..... Oxford, Miss.
 12-20-86..... L, 68-69..... Tulsa, Okla.
 12-31-53..... L, 60-64..... Oklahoma City, Okla.

UNION

All-Time: 25-7
In Oxford: 15-2
In Jackson: 10-5
 12-06-1958..... W, 87-71..... Jackson, Tenn.
 12-05-57..... W, 96-63..... Oxford, Miss.
 12-01-54..... W, 67-59..... Oxford, Miss.
 12-10-53..... W, 118-82..... Jackson, Tenn.
 12-13-52..... W, 96-55..... Oxford, Miss.
 02-28-38..... W, 50-39..... Oxford, Miss.
 01-08-38..... L, 30-36..... Jackson, Tenn.
 01-07-38..... L, 36-40..... Jackson, Tenn.
 01-22-37..... L, 41-43..... Jackson, Tenn.
 01-21-37..... L, 23-37..... Jackson, Tenn.
 01-17-36..... W, 46-35..... Oxford, Miss.
 01-16-36..... L, 38-43..... Oxford, Miss.
 01-20-25..... W, 28-19..... Oxford, Miss.
 01-19-25..... W, 38-19..... Oxford, Miss.
 02-12-24..... W, 33-16..... Oxford, Miss.
 02-11-24..... W, 30-25..... Oxford, Miss.
 01-20-23..... L, 13-15..... Oxford, Miss.
 01-19-23..... W, 30-13..... Oxford, Miss.
 01-30-20..... W, 38-24..... Jackson, Tenn.
 01-23-20..... W, 40-10..... Oxford, Miss.
 01-26-17..... W, 70-16..... Oxford, Miss.
 01-20-17..... W, 43-25..... Jackson, Tenn.
 01-22-16..... W, 27-24..... Oxford, Miss.
 01-17-16..... W, 43-25..... Jackson, Tenn.
 02-02-14..... W, 39-24..... Jackson, Tenn.
 01-25-13..... L, 26-77..... Jackson, Tenn.
 02-24-12..... W, 46-26..... Jackson, Tenn.
 02-23-12..... W, 57-20..... Jackson, Tenn.
 02-03-12..... W, 30-27..... Oxford, Miss.
 02-02-12..... W, 45-7..... Oxford, Miss.
 02-25-11..... W, 37-31..... Jackson, Tenn.
 02-24-11..... W, 37-25..... Jackson, Tenn.

UTAH

All-Time: 0-2
Neutral Site: 0-2
 11-20-2017..... L, 74-83..... Las Vegas, Nev.
 11-21-08..... L, 72-83..... Daytona Beach, Fla.

VALPARAISO

All-Time: 2-1
In Oxford: 1-0
Neutral Site: 1-1
In OT: 1-0
 12-10-2022..... W, 98-61..... Oxford, Miss.
 03-13-1998..... L, 69-70..... Oklahoma City, Okla.
 12-29-69..... W, 80-77..... Mobile, Ala.

ALL-TIME OPPONENT GAME-BY-GAME RESULTS

VANDERBILT

All-Time: 48-79
In Oxford: 33-24
In Nashville: 11-51
Neutral Site: 4-4
In OT: 4-4

02-04-2023 L, 71-74.....Nashville, Tenn.
 03-05-22..... L, 61-63.....Oxford, Miss.
 03-06-21..... W, 56-46.....Oxford, Miss.
 02-27-21..... L, 70-75.....Nashville, Tenn.
 02-29-20..... W, 86-60.....Oxford, Miss.
 01-05-19..... W, 81-71.....Nashville, Tenn.
 03-03-18..... L, 69-82.....Oxford, Miss.
 02-04-17..... W, 81-74.....Nashville, Tenn.
 02-06-16..... W, 85-78.....Oxford, Miss.
 03-07-15..... L, 77-86.....Oxford, Miss.
 03-08-14..... W, 65-62.....Oxford, Miss.
 01-22-14..... W, 63-52.....Nashville, Tenn.
 03-16-13..... W, 64-52.....Nashville Tenn. (neutral)
 01-15-13..... W, 89-79(ot).....Nashville, Tenn.
 03-10-12..... L, 53-65.....New Orleans, La.
 02-16-12..... L, 72-102.....Oxford, Miss.
 01-19-11..... L, 74-84.....Nashville, Tenn.
 02-18-10..... L, 78-82.....Oxford, Miss.
 02-07-09..... L, 61-71.....Nashville, Tenn.
 01-30-08..... W, 74-58.....Oxford, Miss.
 01-27-07..... L, 80-85.....Nashville, Tenn.
 03-01-06..... L, 62-77.....Oxford, Miss.
 01-29-05..... L, 51-73.....Nashville, Tenn.
 03-11-04..... L, 50-70.....Atlanta, Ga.
 02-25-04..... L, 65-77.....Oxford, Miss.
 02-01-03..... L, 68-76.....Nashville, Tenn.
 01-30-02..... W, 73-61.....Oxford, Miss.
 01-06-01..... W, 81-68.....Nashville, Tenn.
 02-26-00..... W, 75-67.....Oxford, Miss.
 01-02-1999..... L, 64-69.....Nashville, Tenn.
 02-11-98..... W, 87-76.....Oxford, Miss.
 03-07-97..... W, 64-62.....Memphis, Tenn.
 01-18-97..... L, 64-67.....Nashville, Tenn.
 02-10-96..... W, 78-55.....Oxford, Miss.
 01-25-95..... L, 75-82.....Nashville, Tenn.
 02-23-94..... W, 77-72(ot).....Oxford, Miss.
 02-10-93..... L, 59-89.....Nashville, Tenn.
 02-01-92..... W, 84-72.....Oxford, Miss.
 02-23-91..... W, 74-58.....Oxford, Miss.
 01-23-91..... L, 52-89.....Nashville, Tenn.
 03-09-90..... W, 65-62.....Orlando, Fla.
 02-10-90..... W, 68-67.....Oxford, Miss.
 01-10-90..... L, 79-86.....Nashville, Tenn.
 02-11-89..... L, 69-71.....Nashville, Tenn.
 01-11-89..... L, 65-72(ot).....Oxford, Miss.
 02-13-88..... L, 68-93.....Nashville, Tenn.
 01-13-88..... L, 57-60.....Oxford, Miss.
 02-09-87..... W, 77-54.....Oxford, Miss.
 01-07-87..... L, 59-66.....Nashville, Tenn.
 02-01-86..... L, 63-66.....Nashville, Tenn.
 01-02-86..... L, 70-81.....Oxford, Miss.
 02-04-85..... W, 60-55.....Oxford, Miss.
 01-01-85..... L, 61-63.....Nashville, Tenn.
 03-07-84..... L, 57-77.....Nashville, Tenn. (neutral)
 03-03-84..... L, 60-70.....Nashville, Tenn.
 01-04-84..... L, 55-76.....Oxford, Miss.
 03-05-83..... W, 62-51.....Oxford, Miss.
 01-05-83..... W, 77-62.....Nashville, Tenn.
 02-17-82..... L, 51-48(4ot).....Oxford, Miss.
 01-20-82..... L, 55-65.....Nashville, Tenn.
 03-06-81..... W, 71-51.....Birmingham, Ala.
 02-18-81..... L, 50-52.....Nashville, Tenn.
 01-21-81..... W, 46-44.....Oxford, Miss.
 02-13-80..... W, 89-78.....Oxford, Miss.
 01-16-80..... W, 67-66.....Nashville, Tenn.
 02-03-79..... L, 58-66.....Oxford, Miss.
 01-06-79..... L, 70-94.....Nashville, Tenn.
 02-11-78..... W, 61-57.....Oxford, Miss.
 01-14-78..... L, 63-66.....Nashville, Tenn.
 02-19-77..... W, 75-66.....Oxford, Miss.
 01-22-77..... L, 72-77(ot).....Nashville, Tenn.
 03-01-76..... W, 81-72.....Oxford, Miss.
 02-02-76..... L, 60-61.....Nashville, Tenn.
 02-24-75..... L, 80-86.....Nashville, Tenn.
 01-25-75..... L, 66-80.....Oxford, Miss.
 02-25-74..... L, 68-84.....Oxford, Miss.
 01-26-74..... L, 56-71.....Nashville, Tenn.

01-17-73..... L, 49-59.....Oxford, Miss.
 12-13-72..... L, 57-59.....Nashville, Tenn.
 02-16-72..... L, 83-89.....Nashville, Tenn.
 01-26-72..... W, 92-65.....Oxford, Miss.
 02-10-71..... W, 94-88.....Oxford, Miss.
 12-22-70..... L, 112-130.....Nashville, Tenn.
 02-11-70..... W, 83-80.....Nashville, Tenn.
 12-03-69..... L, 75-87.....Oxford, Miss.
 02-12-69..... W, 75-67.....Oxford, Miss.
 01-13-69..... L, 55-62.....Nashville, Tenn.
 02-10-68..... L, 72-90.....Oxford, Miss.
 01-13-68..... L, 70-96.....Nashville, Tenn.
 02-11-67..... L, 67-72.....Nashville, Tenn.
 01-14-67..... L, 70-78(ot).....Oxford, Miss.
 01-10-66..... L, 58-106.....Nashville, Tenn.
 01-25-65..... L, 70-84.....Oxford, Miss.
 01-13-64..... L, 81-88.....Nashville, Tenn.
 01-14-63..... L, 72-79.....Oxford, Miss.
 01-15-62..... L, 58-80.....Nashville, Tenn.
 01-16-61..... W, 74-72.....Oxford, Miss.
 01-09-60..... L, 58-66.....Nashville, Tenn.
 01-10-59..... L, 74-79(ot).....Oxford, Miss.
 01-11-58..... L, 59-68.....Nashville, Tenn.
 01-12-57..... W, 68-66.....Oxford, Miss.
 12-08-56..... L, 61-90.....Nashville, Tenn.
 01-14-56..... L, 73-85.....Nashville, Tenn.
 01-17-55..... W, 77-63.....Oxford, Miss.
 01-01-55..... L, 69-94.....Nashville, Tenn.
 01-18-54..... W, 78-74.....Nashville, Tenn.
 02-16-53..... W, 79-65.....Oxford, Miss.
 02-04-52..... L, 51-59.....Nashville, Tenn.
 01-13-51..... L, 63-70.....Oxford, Miss.
 02-16-50..... L, 47-80.....Nashville, Tenn.
 01-16-50..... L, 37-44.....Oxford, Miss.
 02-07-49..... L, 52-64.....Nashville, Tenn.
 01-15-49..... L, 49-62.....Oxford, Miss.
 12-19-47..... L, 49-71.....Nashville, Tenn.
 12-06-47..... W, 53-42.....Oxford, Miss.
 02-08-47..... L, 41-55.....Nashville, Tenn.
 01-19-46..... L, 31-39.....Nashville, Tenn.
 02-05-43..... L, 30-55.....Nashville, Tenn.
 01-30-43..... W, 49-44.....Oxford, Miss.
 02-07-42..... W, 38-31.....Oxford, Miss.
 02-07-41..... L, 47-80.....Nashville, Tenn.
 12-31-37..... W, 68-30.....Nashville, Tenn.
 02-20-29..... W, 48-46(ot).....Nashville, Tenn.
 02-26-27..... L, 20-32.....Atlanta, Ga.
 02-10-27..... L, 32-33.....Nashville, Tenn.
 01-21-26..... W, 32-18.....Oxford, Miss.
 01-08-25..... L, 18-19.....Nashville, Tenn.

VILLANOVA

All-Time: 1-1
Neutral Site: 1-1
 11-22-2009 L, 67-79.....San Juan, Puerto Rico
 03-12-1999 W, 72-70.....Milwaukee, Wis.

VIRGINIA

All-Time: 1-1
Neutral Site: 1-1
 12-29-1956 L, 81-83.....Owensboro, Ky.
 02-28-25..... W, 32-24.....Atlanta, Ga.

VCU

All-Time: 4-0
In Oxford: 2-0
In Richmond: 2-0
In OT: 1-0
 12-29-2004 W, 63-62.....Richmond, Va.
 12-14-02..... W, 82-68.....Oxford, Miss.
 11-25-00..... W, 88-84(ot).....Richmond, Va.
 12-07-1999 W, 75-62.....Oxford, Miss.

VMI

All-Time: 1-0
Neutral Site: 1-0
 02-27-1925 W, 27-20.....Atlanta, Ga.

VIRGINIA TECH

All-Time: 2-3
In Oxford: 0-2
In Blacksburg: 1-1
Neutral Site: 1-0
In OT: 0-1
 12-02-2017 L, 80-83(ot).....Oxford, Miss.
 12-11-16..... L, 75-80.....Blacksburg, Va.
 03-26-08..... W, 81-72.....Blacksburg, Va.
 03-15-1982 L, 59-61.....Oxford, Miss.
 12-29-79..... W, 70-66.....New Orleans, La.

WASHINGTON & LEE

All-Time: 1-1
Neutral Site: 1-1
In OT: 0-1
 02-25-1930 L, 29-33(ot).....Atlanta, Ga.
 03-02-29..... W, 50-28.....Atlanta, Ga.

WASHINGTON-ST. LOUIS

All-Time: 1-0
In Oxford: 1-0
 11-29-1986 W, 78-55.....Oxford, Miss.

WEST ALABAMA

All-Time: 1-0
In Oxford: 1-0
 12-07-1998 W, 101-68.....Oxford, Miss.

WEST VIRGINIA

All-Time: 0-2
In Oxford: 0-1
In Morgantown: 0-1
 12-23-2009 L, 66-76.....Morgantown, W. Va.
 12-03-08..... L, 78-80.....Oxford, Miss.

WESTERN CAROLINA

All-Time: 1-0
In Oxford: 1-0
 01-03-2006 W, 65-59.....Oxford, Miss.

WESTERN KENTUCKY

All-Time: 1-2
In Oxford: 0-1
In Bowling Green: 1-0
Neutral Site: 0-1
 12-11-2021 L, 48-71.....Atlanta, Ga.
 12-13-14..... L, 74-81.....Oxford, Miss.
 12-30-13..... W, 79-74.....Bowling Green, Ky.

WESTERN MICHIGAN

All-Time: 2-0
In Oxford: 2-0
 11-15-2019 W, 85-58.....Oxford, Miss.
 11-10-18..... W, 90-64.....Oxford, Miss.

WICHITA STATE

All-Time: 3-4
In Oxford: 1-2
In Wichita: 1-2
Neutral Site: 1-0
 01-02-2021 L, 79-83.....Oxford, Miss.
 01-04-20..... L, 54-74.....Wichita, Kan.
 11-18-01..... W, 80-68.....Fairbanks, Alaska
 12-13-1997 W, 71-48.....Wichita, Kan.
 12-14-96..... W, 68-65.....Oxford, Miss.
 12-16-95..... L, 59-72.....Wichita, Kan.
 12-10-94..... L, 70-71.....Oxford, Miss.

WINTHROP

All-Time: 1-0
Neutral Site: 1-0
 12-13-2007 W, 77-71.....Jackson, Miss.

WISCONSIN

All-Time: 1-0
Neutral Site: 1-0
 03-22-2013 W, 57-46.....Kansas City, Mo.

WISCONSIN-GREEN BAY

All-Time: 2-0
In Oxford: 1-0
Neutral Site: 1-0
 11-28-1999 W, 57-53.....Greenville, S.C.
 12-04-74..... W, 83-53.....Oxford, Miss.

XAVIER

All-Time: 0-1
Neutral Site: 0-1
 03-19-2015 L, 57-76.....Jacksonville, Fla.

C.M. "TAD" SMITH COLISEUM RECORDS

"TAD PAD" FAST FACTS

Overall Record in Tad Smith Coliseum: 490-210 (.700 win pct. - 51 seasons)

First Game: Monday, Feb. 21, 1966 vs. Kentucky

First Ole Miss Win: Wednesday, Feb. 23, 1966 vs. Tulane (91-70)

First Basket: Larry Conley, Kentucky (18:50 left in first half)

First Ole Miss Basket: Chuck Burhorn (13:32 left in first half)

Longest Ole Miss Home Winning Streak: 29 games (1996-97 to 1998-99)

Most Home Wins in a Season: 16 (2006-07, 2007-08 and 2012-13)

Longest Game: 4 Overtimes (Feb. 17, 1982 vs. Vanderbilt)

Most Points by Both Teams: 225 (Ole Miss 113, LSU 112 (ot) - Mar. 4, 1989)

Fewest Points by Both Teams: 83 (Ole Miss 50, LSU 33 - Feb. 7, 2001)

INDIVIDUAL (OLE MISS)

Points:	57	Johnny Neumann	vs. Southern Miss	12-15-70
FG att:	50	Johnny Neumann	vs. Kentucky	1-2-71
FG made:	20	Gerald Glass	vs. LSU	3-4-89
	20	Johnny Neumann	vs. Southern Miss	12-15-70
3-pt att:	23	Marshall Henderson	vs. Oregon	12-8-13
3-pt made:	10	Marshall Henderson	vs. Oregon	12-8-13
FT att:	25	Ken Turner	vs. Vanderbilt	2-12-69
FT made:	17	Carlos Clark	vs. LSU	1-15-83
	17	Johnny Neumann	vs. Southern Miss	12-15-70
Rebounds:	22	Walter Actwood	vs. ISU-Evansville	12-1-75
Assists:	15	Sean Tuohy	vs. Auburn	1-26-80
Blocks:	8	Ansu Sesay	vs. Mississippi State	2-19-97
Steals:	7	Jason Smith	vs. Florida	1-7-98
	7	Coolidge Ball	vs. Alabama	2-16-74

TEAM (OPPONENT)

Points:	120	Kentucky	2-2-70
Few points:	30	Mississippi State	1-23-82
FG att:	116	Southern Miss	12-15-70
FG made:	52	Kentucky	2-2-70
FG pct:	75.0	Tennessee (24-32)	1-6-82
3-pt att:	36	Auburn	1-28-10
3-pt made:	17	Illinois State	3-14-12
3-pt pct:	100.0	Tennessee (1-1)	2-2-87
FT att:	45	Florida	2-2-91
FT made:	35	Rice	1-9-93
FT pct:	100.0	Six times	
Rebounds:	70	Kentucky	2-7-70
Assists:	26	Georgia	1-15-11
Blocks:	12	LSU	2-23-91
Steals:	21	Morgan State	12-1-94

INDIVIDUAL (OPPONENT)

Points:	55	Chris Jackson	LSU	3-4-89
FG att:	46	Pete Maravich	LSU	2-28-70
FG made:	23	Dan Issel	Kentucky	2-7-70
3-pt att:	20	Chris Jackson	LSU	3-4-89
3-pt made:	9	Chris Jackson	LSU	3-4-89
FT att:	19	Kenny Higgs	LSU	2-7-76
FT made:	14	Johnathan Loyd	Oregon	12-8-13
	14	Jimmy England	Tennessee	1-4-71
	14	Pete Maravich	LSU	2-24-68
Rebounds:	22	Al Leinhard	Georgia	1-24-70
Assists:	15	Johnathan Loyd	Oregon	12-8-13
Blocks:	9	Tom Jervis	Troy	11-27-07
	9	Mickell Gladness	Alabama A&M	12-22-06
	9	Shaquille O'Neal	LSU	2-20-91
Steals:	6	Shane Larkin	Miami (Fla.)	11-25-11
	6	Trant Simpson	Alabama A&M	12-22-06
	6	Michael Gholar	Mississippi State	1-12-00

TEAM (OLE MISS)

Points:	117	vs. Arkansas	12-10-73
Few points:	42	vs. Mississippi State	2-25-95
FG att:	104	vs. LSU	3-8-75
FG made:	56	vs. Arkansas	12-10-73
FG pct:	69.0	vs. Mississippi State (20-29)	1-23-82
3-pt att:	35	vs. Oregon	12-8-13
	35	vs. Mississippi State	1-13-11
3-pt made:	15	vs. Oregon	12-8-13
3-pt pct:	75.0	vs. Mississippi State (6-8)	2-14-87
FT att:	55	vs. Vanderbilt	2-13-80
FT made:	39	vs. Vanderbilt	2-13-80
FT pct:	100.0	vs. Kentucky (5-5)	3-5-88
	100.0	vs. Mississippi State (3-3)	1-29-03
Rebounds:	84	vs. ISU-Evansville	12-1-75
Assists:	32	vs. Centenary	12-19-09
Blocks:	13	vs. Loyola-New Orleans	12-1-93
Steals:	21	vs. Houston Baptist	2-5-96

TOP 20 TAD PAD CROWDS

1.	9,452 (2/10/07)	Alabama (W, 75-69)
2.	9,360 (1/9/10)	Miss. State (L, 75-80)
3.	9,328 (1/12/08)	LSU (W, 74-71)
4.	9,321 (2/2/81)	Kentucky (L, 62-55)
5.	9,318 (1/19/80)	Miss. State (W, 75-64)
6.	9,311 (3/3/02)	Alabama (W, 84-56)
7.	9,304 (1/16/08)	Florida (W, 89-87)
8.	9,232 (1/29/13)	Kentucky (L, 74-87)
9.	9,224 (1/12/02)	Miss. State (W, 66-59)
10.	9,217 (12/7/01)	Memphis (W, 71-67)
11.	9,210 (1/8/83)	Tennessee (W, 56-55)
12.	9,206 (1/24/13)	Tennessee (W, 62-56)
13.	9,173 (1/12/13)	Missouri (W, 64-49)
14.	9,167 (2/20/08)	Miss. State (W, 74-63)
15.	9,132 (1/28/70)	LSU (L, 103-99)
16.	9,109 (2/2/08)	So. Carolina (L, 80-77)
17.	9,088 (1/29/03)	Miss. State (L, 58-57)
18.	9,082 (2/16/08)	Auburn (L, 90-78)
19.	9,030 (3/7/09)	Miss. State (L, 80-82)
20.	9,010 (1/7/04)	Miss. State (L, 61-54)

SJB PAVILION RECORDS

SJB PAVILION FAST FACTS

Overall Record in SJB Pavilion: 81-49 (.623 win pct. - 8 seasons)
First Game: Thursday, Jan. 7, 2016 vs. Alabama
First Ole Miss Win: Thursday, Jan. 7, 2016 vs. Alabama (74-66)
First Basket: Tomasz Gielo, Ole Miss (3FG, 19:11/1H)
First Ole Miss Basket: Tomasz Gielo (3FG, 19:11/1H)

Longest Ole Miss Home Winning Streak: 9 games (March 2, 2021-Dec. 18, 2021)
Most Home Wins in a Season: 13 (2017)
Longest Game: 1 Overtime 5x (MR: vs. Mississippi State - Feb. 18, 2023)
Most Points by Both Teams: 198 (Illinois State 101, Ole Miss 97 - Dec. 16, 2017)
Fewest Points by Both Teams: 114 (Ole Miss 62, MTSU 52 - Dec. 15, 2021)

INDIVIDUAL (OLE MISS)

Points:	43	Stefan Moody vs. Mississippi St. (3-03-16)
FG att:	25	Stefan Moody vs. Vanderbilt (2-06-16)
FG made:	13	2x, MR: Breein Tyree vs. Mississippi St. (2-11-20)
3-pt att:	15	Stefan Moody vs. Vanderbilt (2-06-16)
3-pt made:	8	2x, MR: Matthew Murrell vs. Texas A&M (2-28-23)
FT att:	18	3x, MR: D. Shuler vs. No. 16 Auburn (1-28-20)
FT made:	15	2x, MR: Stefan Moody vs. Mississippi St. (3-03-16)
Rebounds:	19	Sebastian Saiz vs. UMass (11-14-16)
Assists:	10	Devontae Shuler vs. Auburn (1-06-21)
Blocks:	6	Sebastian Saiz vs. Bradley (12-19-16)
Steals:	7	3x, MR: Myles Burns vs. Mississippi St. (2-18-23)

TEAM (OLE MISS)

Points:	98	vs. Valparaiso (12-10-22)
Few points:	47	vs. Georgia (01-11-17)
FG att:	75	vs. Charleston Southern (11-12-21)
FG made:	41	vs. Valparaiso (12-10-22)
FG pct:	61.5	vs. Chattanooga (12-16-18)
3-pt att:	33	2x, MR: vs. Montana (11-24-16)
3-pt made:	14	2x, MR: vs. Middle Tennessee (12-14-19)
3-pt pct:	63.6	14-22 vs. Middle Tennessee (12-14-19)
FT att:	46	vs. UMass (11-14-16)
FT made:	33	vs. UMass (11-14-16)
FT pct:	100.0	(15-15) vs. No. 4 Auburn (01-15-22)
Rebounds:	57	vs. Rider (11-30-21)
Assists:	26	vs. Vanderbilt (02-29-20)
Blocks:	13	vs. Bradley (12-19-16)
Steals:	15	vs. Western Michigan (11-10-18)

INDIVIDUAL (OPPONENT)

Points:	34	2x, MR: Isaiah Joe, Arkansas (1-11-20)
FG att:	24	Bryce Brown, No. 10 Auburn (1-9-19)
FG made:	12	Malik Monk, No. 8 Kentucky (12-29-16)
3-pt att:	19	Bryce Brown, No. 10 Auburn (1-9-19)
3-pt made:	8	Jaden Shackelford, Alabama (2-9-22)
FT att:	18	Keith Stone, Florida (1-13-18)
FT made:	13	Keith Stone, Florida (1-13-18)
Rebounds:	16	Mark Smith, Kansas State (1-29-22)
Assists:	11	2x, MR: Malachi Smith, Dayton (12-18-21)
Blocks:	8	Clevon Brown, Vanderbilt (3-3-18)
Steals:	5	J.J. Frazier, Georgia (1-9-16)

TEAM (OPPONENT)

Points:	103	Alabama (2-22-20)
Few points:	43	2x, MR: UT Martin (12-22-20)
FG att:	74	2x, MR: South Dakota State (11-28-17)
FG made:	38	No. 24 Iowa State (1-26-19)
FG pct:	69.1	No. 24 Iowa State (1-26-19)
3-pt att:	41	South Dakota State (11-28-17)
3-pt made:	18	South Dakota State (11-28-17)
3-pt pct:	63.6	Alabama (2-9-22)
FT att:	37	No. 18 Memphis (12-4-21)
FT made:	26	2x, MR: No. 16 Auburn (1-28-20)
FT pct:	93.3	14-15, LSU (2-25-23)
Rebounds:	49	2x, MR: Illinois State (12-16-17)
Assists:	26	No. 24 Iowa State (1-26-19)
Blocks:	9	No. 4 Auburn (1-15-22)
Steals:	12	3x, MR: UT Martin (11-19-22)

TOP 15 PAVILION CROWDS

1.	9,500 (1/7/16)	Alabama (W, 74-66)
	9,500 (2/6/16)	Vanderbilt (W, 85-78)
	9,500 (2/13/16)	Arkansas (W, 76-60)
	9,500 (3/2/16)	Miss. State (W, 86-78)
	9,500 (1/15/19)	LSU (L, 69-83)
	9,500 (1/19/19)	Arkansas (W, 84-67)
	9,500 (2/2/19)	MSU (L, 75-81)
	9,500 (2/27/19)	Tennessee (L, 71-73)
	9,500 (3/5/19)	Kentucky (L, 76-80)
10.	9,487 (1/9/16)	Georgia (W, 72-71)
11.	9,411 (1/28/17)	Baylor (L, 75-78)
12.	9,333 (1/16/16)	Florida (L, 71-80)
13.	9,091 (3/21/17)	Georgia Tech (L, 66-74)
14.	9,086 (12/29/16)	Kentucky (L, 76-99)
15.	8,664 (1/6/18)	Miss. State (W, 64-58)

ALL-TIME SCORES

1908-09

Record: 1-4

J-28	Memphis Physicians.....H	11-12	L
F-5	Memphis Physicians.....A	15-26	L
F-6	Memphis YMCA.....A	11-29	L
F-16	Miss. College.....A	17-19	L
F-17	Miss. College.....A	28-11	W

1909-10

Record: 0-7

J-27	Jonesboro YMCA.....A	3-31	L
J-28	Memphis YMCA.....A	7-36	L
J-28	Univ. of Memphis.....A	11-23	L
F-4	LSU.....A	14-39	L
F-5	LSU.....A	4-25	L
F-7	Miss. College.....A	10-16	L
F-8	Miss. College.....A	15-16	L

E. R. HUBBARD
9-3 (1911)

1910-11

Record: 9-3

Head Coach: E.R. Hubbard

F-3	Laurel YMCA.....A	27-26	W
F-4	Laurel YMCA.....A	22-25	L
F-6	Summerland.....A	20-10	W
F-7	Summerland.....A	39-15	W
F-8	Clark Memorial.....A	39-9	W
F-9	Clark Memorial.....A	53-7	W
F-10	Louisiana I.I.....A	19-25	L
F-11	Louisiana I.I.....A	13-15	L
F-13	Miss. College.....A	29-15	W
F-14	Miss. College.....A	31-13	W
F-24	Union.....A	37-25	W
F-25	Union.....A	37-31	W

B. Y. WALTON
10-2 (1912)

1911-12

Record: 10-2

Head Coach: B.Y. Walton

J-12	Millsaps.....A	30-0	W
J-13	Millsaps.....A	39-7	W
J-14	LSU.....A	15-27	L
J-15	LSU.....A	11-33	L
J-19	Miss. College.....A	20-16	W
J-20	Miss. College.....A	29-25	W
F-2	Union.....H	45-7	W
F-3	Union.....H	30-27	W
F-21	Southwestern PU.....A	43-13	W
F-22	Southwestern PU.....A	43-16	W
F-23	Union.....A	57-20	W
F-24	Union.....A	46-26	W

1912-13

Record: 0-7

J-17	Memphis YMCA.....A	22-41	L
J-18	Jonesboro YMCA.....A	10-47	L
J-20	Tupelo YMCA.....A	15-27	L
J-21	Tupelo YMCA.....A	21-23	L
J-23	Jackson YMCA.....A	14-51	L
J-24	McClure.....A	10-28	L
J-25	Union.....A	26-77	L

1913-14

Record: 8-7

J-17	Millsaps.....H	29-13	W
J-23	Jonesboro YMCA.....H	28-13	W
F-2	Union.....A	39-24	W
F-6	Memphis YMCA.....A	13-32	L
F-9	Miss. College.....H	23-19	W
F-10	Millsaps.....A	24-18	W
F-11	Clark Memorial.....A	36-18	W
F-12	Meridian YMCA.....A	68-20	W
F-13	Jones County.....A	32-22	W
F-14	Jones County.....A	26-13	W
F-17	Miss. College.....A	19-22	L
F-25	Miss. State.....A	15-68	L
F-26	Miss. State.....A	18-84	L
F-27	Miss. State.....H	10-12	L

F-28	Miss. State.....H	8-20	L
------	-------------------	------	---

1914-15

Record: 0-3

F-4	Millsaps.....A	20-60	L
F-5	Miss. College.....A	17-27	L
F-6	Miss. College.....A	15-37	L

1915-16

Record: 4-7

J-14	College Hill.....H	25-19	W
J-17	Union.....A	43-25	W
J-18	Jackson YMCA.....A	40-24	W
J-22	Union.....H	27-24	W
J-28	Miss. State.....H	9-28	L
J-29	Miss. State.....H	20-33	L
F-3	Miss. College.....H	13-15	L
F-4	Miss. College.....H	13-15	L
F-10	Millsaps.....H	24-50	L
F-21	LSU.....H	29-55	L
F-25	Millsaps.....A	21-48	L

1916-17

Record: 11-7

D-14	College Hill.....H	31-19	W
J-8	College Hill.....H	62-40	W
J-12	Memphis YMCA.....A	5-26	L
J-20	Jackson YMCA.....A	40-24	W
J-20	Union.....A	43-25	W
J-26	Union.....H	70-16	W
F-1	Millsaps.....H	38-12	W
F-2	Millsaps.....H	50-16	W
F-8	Miss. College.....H	27-29	L
F-9	Miss. College.....H	33-15	W
F-16	Miss. State.....A	20-35	L
F-17	Miss. State.....A	24-42	L
F-19	Miss. College.....A	20-46	L
F-20	Miss. College.....A	21-27	L
F-20	Millsaps.....A	36-28	W
F-21	Millsaps.....A	28-24	W
F-23	Miss. State.....H	25-42	L
F-24	Miss. State.....H	29-15	W

1917-18

NO GAMES SCHEDULED

1918-19

C. R. "DUDY" NOBLE
0-3 (1919)

R. L. SULLIVAN
66-36 (1920-25)

1919-20

Record: 9-4

Head Coach: R.L. Sullivan

J-23	Union.....H	40-10	W
J-30	Union.....A	38-24	W
J-31	Jackson YMCA.....A	22-39	L
F-6	Miss. State.....H	23-10	W
F-7	Miss. State.....H	15-21	L
F-13	Howard.....H	30-11	W
F-16	Millsaps.....H	60-15	W
F-17	Millsaps.....H	56-21	W
F-19	Clarksdale YMCA.....A	45-15	W
F-25	Millsaps.....A	25-21	W
F-26	Miss. College.....A	27-12	W
M-5	Miss. State.....A	13-49	L
M-6	Miss. State.....A	12-30	L

1920-21

Record: 9-7

Head Coach: R.L. Sullivan

J-14	Millsaps.....H	26-20	W
J-15	Millsaps.....H	29-4	W

J-19	Alabama.....A	22-18	W
J-20	Alabama.....A	17-21	L
J-21	Miss. State.....A	12-33	L
J-22	Miss. State.....A	20-34	L
F-2	Miss. State.....H	17-13	W
F-3	Miss. State.....H	23-13	W
F-11	Alabama.....H	31-18	W
F-12	Alabama.....H	28-13	W
F-14	Millsaps.....A	23-13	W
F-15	Millsaps.....A	13-33	L
F-18	LSU (ot).....A	23-22	W
F-19	LSU.....A	12-46	L
F-21	Tulane.....A	25-35	L
F-22	Tulane.....A	22-34	L

1921-22

Record: 7-4

Head Coach: R.L. Sullivan

J-20	Millsaps.....H	34-12	W
J-21	Millsaps.....H	24-8	W
J-27	Miss. Normal.....H	42-16	W
J-28	Miss. Normal.....H	24-18	W
F-1	Centenary.....H	15-21	L
F-3	Miss. State.....H	27-30	L
F-4	Miss. State.....H	12-17	L
F-6	Tulane.....H	35-27	W
F-7	Tulane.....A	27-25	W
F-16	Miss. State.....A	27-25	W
F-17	Miss. State.....A	17-48	L

Ole Miss Joins
Southern Conference

1922-23

Record: 8-7

Head Coach: R.L. Sullivan

J-12	Memphis State.....H	14-16	L
J-13	Memphis State.....H	25-16	W
J-19	Union.....H	30-13	W
J-20	Union.....H	13-15	L
J-29	Millsaps.....H	31-19	W
J-30	Millsaps.....H	25-21	W
F-5	Miss. State.....A	14-29	L
F-6	Miss. State.....A	18-23	L
F-7	Alabama.....A	22-33	L
F-12	Miss. State.....H	26-28	L
F-13	Miss. State.....H	30-27	W
F-22	Southwestern PU.....H	31-18	W
F-23	Alabama.....H	28-17	W

SOUTHERN CONFERENCE TOURNAMENT

F-28	North Carolina.....1	34-32	W
M-1	Miss. State.....1	26-33	L

Key to Neutral Sites: 1- Atlanta, Ga.

1923-24

Record: 16-6

Head Coach: R.L. Sullivan

College Hill.....H	40-9	W	
College Hill.....H	56-2	W	
D-20	D'Lo YMCA.....A	15-33	L
D-21	Hattiesburg YMCA.....A	39-21	W
D-22	Laurel YMCA.....A	37-27	W
J-11	Memphis State.....H	43-18	W
J-12	Memphis State.....H	20-14	W
J-16	Loyola-N.O.....A	26-15	W
J-17	Loyola-N.O.....A	15-14	W
J-18	Tulane.....A	23-28	L
J-19	Tulane.....A	19-35	L
J-24	Millsaps.....H	31-16	W
J-25	Millsaps.....H	25-27	L
J-28	Tennessee.....H	36-17	W
J-29	Tennessee.....H	24-13	W
F-4	Miss. College.....H	32-29	W
F-5	Miss. College.....H	30-21	W
F-11	Union.....H	30-25	W
F-12	Union.....H	33-16	W
F-21	Miss. State.....H	29-27	W
F-23	Miss. State.....A	42-47	L

SOUTHERN CONFERENCE TOURNAMENT

F-29	Alabama.....1	42-44	L
------	---------------	-------	---

Key to Neutral Sites: 1- Atlanta, Ga.

1924-25

Record: 17-8

Head Coach: R.L. Sullivan

D-15	Wil-Mayfield.....H	56-20	W
D-17	Bemis YMCA.....H	56-20	W
D-27	Memphis YMCA.....A	16-34	L
D-30	Meridian.....A	43-8	W
D-31	Laurel YMCA.....A	45-33	W
J-8	Vanderbilt.....A	18-19	L
J-9	Kentucky.....A	23-26	L
J-10	Tennessee.....A	13-15	L
J-16	Tulane.....H	35-31	W
J-17	Tulane.....H	15-30	L
J-19	Union.....H	38-19	W
J-20	Union.....H	28-19	W
J-27	Centenary.....H	35-17	W
F-2	Memphis State.....H	52-19	W
F-3	Memphis State.....H	45-14	W
F-6	Millsaps.....A	35-28	W
F-7	Millsaps.....A	28-14	W
F-9	Miss. State.....A	30-34	L
F-14	Memphis YMCA.....H	38-27	W
F-16	Millsaps.....H	31-20	W
F-17	Millsaps.....H	25-16	W
F-20	Miss. State.....H	28-38	L

SOUTHERN CONFERENCE TOURNAMENT

F-27	VMI.....1	27-20	W
F-28	Virginia.....1	32-24	W
M-2	Tulane.....1	23-44	L

Key to Neutral Sites: 1- Atlanta, Ga.

HOMER HAZEL
54-32 (1926-30)

1925-26

Record: 16-2

Head Coach: Homer Hazel

D-16	Arkansas A&M.....H	44-21	W
D-17	Arkansas A&M.....H	42-13	W
J-9	Jackson YMCA.....H	44-18	W
J-11	Southwestern.....H	55-14	W
J-15	LSU.....A	24-27	L
J-16	LSU.....A	43-19	W
J-18	Tulane.....A	46-35	W
J-19	Tulane.....A	51-26	W
J-21	Vanderbilt.....H	32-18	W
J-23	Miss. State.....H	33-20	W
F-5	Alabama.....A	32-22	W
F-6	Alabama.....A	35-25	W
F-15	Southwestern.....A	32-20	W
F-16	Bemis YMCA.....A	54-28	W
F-18	Sewanee.....H	54-28	W

SOUTHERN CONFERENCE TOURNAMENT

F-26	Sewanee.....1	50-16	W
F-27	Georgia Tech.....1	36-24	W
M-1	North Carolina.....1	23-38	L

Key to Neutral Sites: 1- Atlanta, Ga.

1926-27

Record: 13-5

Head Coach: Homer Hazel

D-15	Arkansas A&M.....H	53-24	W
D-16	Arkansas A&M.....H	40-16	W
J-4	Sewanee.....H	40-13	W
J-14	LSU.....A	36-16	W
J-15	LSU.....A	21-22	L
J-17	Tulane.....A	28-21	W
J-18	Tulane.....A	26-23	W
J-19	St. Stanislaus.....A	33-24	W
J-31	Alabama.....H	29-21	W
F-1	Alabama.....H	33-32	W
F-4	Miss. State.....A	22-36	L
F-5	Miss. State.....A	24-30	L
F-7	Miss. State.....H	31-28	W
F-8	Miss. State.....H	26-19	W
F-10	Vanderbilt.....A	32-33	L
F-11	Kentucky.....A	37-17	W
F-12	Tennessee.....A	39-34	W

SOUTHERN CONFERENCE TOURNAMENT

F-26	Vanderbilt.....1	20-32	L
------	------------------	-------	---

Key to Neutral Sites: 1- Atlanta, Ga.

**1927-28
SOUTHERN CONFERENCE
TOURNAMENT CHAMPIONS**

Record: 10-9
Head Coach: Homer Hazel

J-9	Memphis YMCA.....	H	46-21	W
J-13	LSU.....	A	17-20	L
J-14	LSU.....	A	25-36	L
J-16	Tulane.....	A	49-31	W
J-17	Tulane.....	A	43-28	W
J-25	LSU.....	H	33-23	W
J-26	LSU.....	H	33-34	L
F-6	Miss. State.....	H	30-38	L
F-7	Miss. State.....	H	27-29	L
F-10	Auburn.....	A	43-42	W
F-11	Auburn.....	A	38-58	L
F-13	Georgia.....	A	44-37	W
F-14	Georgia.....	A	33-37	L
F-20	Miss. State.....	A	34-45	L
F-21	Miss. State.....	A	36-40	L
SOUTHERN CONFERENCE TOURNAMENT				
F-24	N.C. State.....	1	40-35	W
F-25	LSU.....	1	55-28	W
F-27	Kentucky.....	1	41-28	W
F-28	Auburn.....	1	31-30	W

Key to Neutral Sites: 1- Atlanta, Ga.

1928-29

Record: 9-9
Head Coach: Homer Hazel

J-11	LSU.....	A	42-21	W
J-12	LSU.....	A	34-17	W
J-14	Tulane.....	A	30-42	L
J-15	Tulane.....	A	33-40	L
J-18	LSU.....	H	28-24	W
J-19	LSU.....	H	30-25	W
F-4	Alabama.....	A	24-39	L
F-5	Alabama.....	A	28-41	L
F-8	Miss. State.....	A	30-32	L
F-9	Miss. State.....	A	26-28	L
F-15	Miss. State.....	H	37-21	W
F-16	Miss. State.....	H	41-27	W
F-20	Vanderbilt (ot).....	A	48-46	W
F-22	Kentucky.....	A	30-35	L
F-23	Kentucky.....	A	24-32	L
SOUTHERN CONFERENCE TOURNAMENT				
M-1	Maryland.....	1	37-35	W
M-2	Washington & Lee.....	1	50-28	W
M-3	N.C. State.....	1	32-34	L

Key to Neutral Sites: 1- Atlanta, Ga.

1929-30

Record: 6-7
Head Coach: Homer Hazel

J-10	LSU.....	H	31-27	W
J-11	LSU.....	H	21-31	L
J-17	LSU.....	A	47-24	W
J-18	LSU.....	A	32-29	W
J-27	Alabama.....	H	21-31	L
J-28	Alabama.....	H	26-30	L
J-31	Tulane.....	A	17-27	L
F-1	Tulane.....	A	27-33	L
F-7	Miss. State.....	N	30-26	W
F-8	Miss. State.....	N	23-19	W
F-10	Miss. State.....	H	38-31	W
F-11	Miss. State.....	H	27-28	L
SOUTHERN CONFERENCE TOURNAMENT				
F-28	Washington & Lee (ot).....	1	29-33	L

Key to Neutral Sites: 1- Atlanta, Ga.

**ED WALKER
36-46 (1931-35)**

1930-31

Record: 6-9
Head Coach: Ed Walker

J-10	Earle.....	H	20-21	L
J-13	Southern Miss.....	H	37-12	W
J-16	LSU.....	H	24-26	L
J-17	LSU.....	H	39-29	W
J-26	Earle.....	A	18-34	L
J-27	Memphis YMCA.....	A	35-26	W
J-30	Tulane.....	H	50-40	W
J-31	Tulane.....	H	40-42	L
F-6	Baldwyn.....	H	29-23	W
F-11	Ecru.....	H	60-27	W
F-13	Brown Paper Mill.....	A	35-40	L

F-14	Brown Paper Mill.....	A	32-37	L
F-17	Memphis YMCA.....	H	25-27	L
F-20	Alabama.....	A	25-27	L
F-21	Alabama.....	A	21-30	L

1931-32

Record: 9-6
Head Coach: Ed Walker

J-8	Ecru.....	H	76-30	W
J-13	Baldwyn.....	H	29-38	L
J-15	LSU.....	H	34-37	L
J-16	LSU.....	H	24-22	W
J-29	LSU.....	A	53-55	L
J-30	LSU.....	A	35-33	W
F-1	Tulane.....	A	52-43	W
F-2	Tulane.....	A	29-41	L
F-5	Miss. State.....	H	37-19	W
F-6	Miss. State.....	H	31-25	W
F-11	Sewanee.....	H	31-34	L
F-15	Alabama.....	H	21-23	L
F-16	Alabama.....	H	33-30	W
F-19	Miss. State.....	A	35-25	W
F-20	Miss. State.....	A	38-26	W

*Ole Miss Joins
Southeastern Conference*

1932-33

Record: 6-12, 5-7 SEC
Head Coach: Ed Walker

J-6	Tupelo.....	H	50-32	W
J-9	Brown Paper Mill.....	H	25-38	L
J-10	Brown Paper Mill.....	H	26-46	L
J-13	LSU.....	H	40-37	W
J-14	LSU.....	H	34-32	W
J-18	Alabama.....	H	23-35	L
J-19	Alabama.....	H	21-57	L
F-2	Baldwyn.....	A	30-37	L
F-3	Tupelo.....	A	27-40	L
F-6	Tulane.....	H	35-27	W
F-7	Tulane.....	H	32-37	L
F-10	Miss. State.....	A	36-40	L
F-11	Miss. State.....	A	25-32	L
F-13	LSU.....	A	33-53	L
F-14	LSU.....	A	33-50	L
F-17	Miss. State.....	H	50-49	W
F-18	Miss. State.....	H	41-27	W
SEC TOURNAMENT				
F-24	Kentucky.....	1	31-49	L

Key to Neutral Sites: 1- Atlanta, Ga.

1933-34

Record: 7-9, 2-8 SEC
Head Coach: Ed Walker

J-12	CCC.....	H	52-22	W
J-13	Southwestern.....	H	45-15	W
J-18	Southwestern.....	A	59-27	W
J-19	Howard.....	H	47-20	W
J-20	Howard.....	H	60-26	W
J-22	Alabama.....	H	25-50	L
J-27	Alabama.....	H	18-34	L
F-2	Miss. State.....	A	35-41	L
F-3	Miss. State.....	A	29-22	W
F-7	Millsaps.....	A	27-41	L
F-8	Tulane.....	A	16-30	L
F-10	Tulane.....	A	24-31	L
F-12	LSU.....	A	33-52	L
F-13	LSU.....	A	39-49	L
F-18	Miss. State.....	H	24-29	L
F-19	Miss. State.....	H	36-35	W

1934-35

Record: 8-10, 5-7 SEC
Head Coach: Ed Walker

J-9	Taylor.....	H	52-32	W
J-10	Memphis Coca-Cola.....	H	37-38	L
J-14	Alabama.....	A	26-38	L
J-15	Alabama.....	A	27-42	L
J-30	Millsaps.....	H	32-39	L
J-31	Southern Miss.....	A	40-38	W
F-1	Tulane.....	A	43-30	W
F-2	Tulane.....	A	23-41	L
F-4	LSU.....	A	32-47	L
F-5	LSU.....	A	33-47	L
F-8	Miss. State.....	A	31-61	L
F-9	Miss. State.....	A	37-55	L
F-15	Southwestern.....	H	43-50	L

F-16	Southwestern.....	H	42-13	W
F-22	Sewanee.....	H	42-20	W
F-23	Sewanee.....	H	42-13	W
F-28	Miss. State.....	H	35-33	W
M-1	Miss. State.....	H	40-38	W

**GEORGE BOHLER
53-27 (1936-38)**

1935-36

Record: 11-9, 7-5 SEC
Head Coach: George Bohler

J-10	Memphis Coca-Cola.....	H	41-40	W
J-11	Memphis Coca-Cola.....	A	43-45	L
J-16	Union.....	H	38-43	L
J-17	Union.....	H	46-35	W
J-24	Baldwyn.....	H	54-43	W
J-25	Baldwyn.....	A	36-37	L
J-27	Alabama.....	H	42-34	W
J-28	Alabama.....	H	32-38	L
J-30	Southern Miss.....	A	40-28	W
J-31	LSU.....	A	37-54	L
F-1	LSU.....	A	51-46	W
F-3	Tulane.....	A	41-30	W
F-4	Tulane.....	A	41-16	W
F-7	Miss. State.....	A	38-39	L
F-8	Miss. State (Zot).....	A	48-42	W
F-14	LSU.....	H	59-47	W
F-15	LSU.....	H	69-51	W
F-18	Memphis YMCA.....	A	38-60	L
F-21	Miss. State.....	H	43-51	L
F-22	Miss. State.....	H	32-41	L

1936-37

Record: 20-6, 7-3 SEC
Head Coach: George Bohler

D-31	Baldwyn.....	A	36-25	W
J-1	Tupelo.....	A	47-20	W
J-2	Memphis YMCA.....	A	59-41	W
J-5	Baldwyn.....	H	45-36	W
J-8	Fulton.....	H	63-25	W
J-9	Tupelo.....	H	64-19	W
J-12	Memphis Coca-Cola.....	H	48-43	W
J-13	LSU.....	H	50-47	W
J-14	LSU.....	H	40-27	W
J-18	Tulane.....	H	33-26	W
J-19	Tulane.....	H	43-35	W
J-21	Union.....	A	23-37	L
J-22	Union.....	A	41-43	L
J-30	Water Valley.....	H	69-27	W
F-2	Water Valley.....	A	83-32	W
F-5	Delta State.....	H	67-36	W
F-6	Delta State.....	H	46-31	W
F-9	Miss. State.....	A	40-36	W
F-10	Miss. State.....	A	34-43	L
F-13	Millsaps.....	A	57-40	W
F-15	Alabama.....	A	34-38	L
F-16	Alabama.....	A	31-32	L
F-17	Doug Specials.....	A	67-39	W
F-21	Miss. State.....	H	36-34	W
F-22	Miss. State.....	H	50-42	W
SEC TOURNAMENT				
F-26	Alabama.....	1	34-35	L

Key to Neutral Sites: 1- Knoxville, Tenn.

1937-38

Record: 22-12, 11-2 SEC
Head Coach: George Bohler

D-15	Water Valley.....	A	37-38	L
D-16	Tupelo.....	A	23-25	L
D-17	Tupelo.....	A	34-32	W
D-22	Arkansas.....	1	42-47	L
D-23	Arkansas.....	2	46-48	L
D-27	Tupelo.....	A	30-45	L
D-28	Tupelo.....	A	36-38	L
D-31	Vanderbilt.....	A	68-30	W
J-1	Memphis Coca-Cola.....	A	63-42	W
J-5	Water Valley.....	A	57-41	W
J-7	Union.....	A	36-40	L
J-8	Union.....	A	30-36	L
J-11	Miss. State.....	3	49-37	W
J-12	Miss. State.....	4	45-58	L
J-14	LSU.....	A	59-48	W
J-15	LSU.....	A	47-44	W
J-28	Baldwyn.....	H	33-44	L
J-29	Southwestern.....	A	49-32	W

F-2	Tupelo.....	A	37-28	W
F-2	Tupelo.....	A	39-36	W
F-3	Baldwyn.....	A	50-45	W
F-4	Miss. State.....	A	41-43	L
F-5	Miss. State.....	A	45-44	W
F-7	Tulane.....	A	45-34	W
F-8	Tulane.....	A	35-34	W
F-11	Southwestern.....	H	43-39	W
F-16	Alabama.....	H	43-36	W
F-17	Alabama.....	H	50-38	W
F-18	Miss. State.....	H	70-38	W
F-19	Miss. State.....	H	59-45	W
F-28	Union.....	H	50-39	W

SEC TOURNAMENT

M-3	Tennessee.....	5	45-40	W
M-4	LSU.....	5	68-40	W
M-5	Georgia Tech.....	5	47-58	L

Key to Neutral Sites: 1- Memphis, Tenn., 2- North Little Rock, Ark., 3- Meridian, Miss., 4- Jackson, Miss. 5- Baton Rouge, La.

**FRANK JOHNSON
10-16 (1939)**

1938-39

Record: 10-16, 4-10 SEC
Head Coach: Frank Johnson

D-15	Miss. College.....	H	40-43	L
D-17	Memphis Coca-Cola.....	A	51-50	W
D-30	Water Valley.....	A	31-33	L
J-4	Millsaps.....	H	47-37	W
J-6	Miss. State.....	1	40-39	W
J-7	Miss. State.....	2	33-37	L
J-9	LSU.....	H	41-42	L
J-10	LSU.....	H	34-42	L
J-13	Millsaps.....	A	46-34	W
J-14	Miss. College.....	A	42-55	L
J-16	Tulane.....	H	33-23	W
J-17	Tulane.....	H	35-40	L
J-23	Southwestern.....	H	38-35	W
J-24	Southwestern.....	H	44-32	W
F-6	Alabama.....	A	25-46	L
F-7	Alabama.....	A	21-30	L
F-10	Miss. State.....	H	44-43	W
F-11	Miss. State.....	H	33-30	W
F-13	LSU.....	A	48-50	L
F-14	LSU.....	A	18-59	L
F-17	Southwestern.....	A	33-48	L
F-18	Southwestern.....	A	38-49	L
F-23	Miss. State.....	A	36-39	L
F-24	Miss. State.....	A	27-51	L

SEC TOURNAMENT

M-2	Georgia Tech.....	3	42-38	W
M-2	Kentucky.....	3	30-49	L

Key to Neutral Sites: 1- Meridian, Miss., 2- Jackson, Miss., 3- Knoxville, Tenn.

CHARLES JASKWHICH

1940-41
Record: 2-18, 2-15 SEC
Head Coach: Charles Jaskwhich

D-16	Delta State.....A	20-42	L
D-18	Florida.....H	27-35	L
J-7	Miss. State.....H	35-30	W
J-8	Miss. State.....H	23-30	L
J-10	LSU.....H	32-56	L
J-13	Auburn.....A	30-43	L
J-14	Georgia Tech.....A	47-60	L
J-17	Tulane.....H	23-48	L
J-18	Tulane.....H	27-32	L
J-20	Delta State.....H	31-42	L
F-3	LSU.....A	39-67	L
F-7	Vanderbilt.....A	47-80	L
F-8	Tennessee.....A	29-61	L
F-10	Kentucky.....A	41-60	L
F-14	Alabama.....H	40-44	L
F-15	Georgia.....H	46-53	L
F-18	Miss. State.....H	41-40	W
F-19	Miss. State.....A	20-33	L
F-22	Alabama.....A	21-46	L

SEC TOURNAMENT
 F-28 Kentucky.....1 52-62 L
Key to Neutral Sites: 1- Louisville, Ky.

1941-42
Record: 4-15, 3-12 SEC
Head Coach: Charles Jaskwhich

D-12	Delta State.....A	29-30	L
D-18	Miss. College.....H	53-40	W
D-19	Auburn.....H	31-34	L
J-9	LSU.....H	35-56	L
J-10	Tennessee.....H	39-42	L
J-14	Alabama.....A	20-49	L
J-17	LSU.....A	51-42	W
J-19	Tulane.....A	21-27	L
J-20	Tulane.....A	30-36	L
F-2	Miss. State.....H	33-31	W
F-4	Miss. State.....H	37-52	L
F-7	Vanderbilt.....H	38-31	W
F-9	Delta State.....H	36-42	L
F-13	Florida.....A	35-46	L
F-16	Georgia.....A	27-36	L
F-18	Alabama.....H	24-44	L
F-21	Miss. State.....A	30-37	L
F-23	Miss. State.....H	34-42	L

SEC TOURNAMENT
 F-27 Kentucky.....1 32-59 L

EDWIN HALE
23-18 (1943, 1945)

Key to Neutral Sites: 1- Louisville, Ky.

1942-43
Record: 8-10, 6-8 SEC
Head Coach: Edwin Hale

D-16	Florida.....H	35-32	W
D-17	Florida.....H	51-44	W
J-8	LSU.....H	34-54	L
J-11	Tulane.....H	38-48	L
J-16	LSU.....A	39-51	L
J-18	Tulane.....A	37-34	W
J-25	Blytheville AAB.....H	66-31	W
J-30	Vanderbilt.....H	49-44	W
F-1	Alabama.....A	40-50	L
F-5	Vanderbilt.....A	30-55	L
F-8	Key Field.....A	65-44	W
F-11	Miss. State.....H	52-51	W
F-12	Miss. State.....H	43-54	L
F-15	Alabama.....H	44-29	W
F-19	Miss. State.....A	39-51	L
F-20	Miss. State.....A	45-46	L
F-22	Millington AAB.....H	45-50	L

SEC TOURNAMENT
 F-26 Georgia.....1 27-36 L
Key to Neutral Sites: 1- Louisville, Ky.

1943-1944
 NO GAMES SCHEDULED

1944-45
Record: 15-8, 3-1 SEC
Head Coach: Edwin Hale

J-6	Southwestern.....H	60-37	W
J-9	Jackson AAB.....H	63-37	W
J-12	Fourth Ferry.....A	24-23	W
J-13	Arkansas State.....A	64-26	W
J-17	Miss. Ord. Plant.....H	27-47	L
J-19	Como POW Camp.....H	58-34	W
J-27	Millsaps.....H	47-46	W
J-30	Como POW Camp.....A	54-38	W
J-31	Fourth Ferry.....A	46-40	W
F-2	Miss. Ord. Plant.....A	42-65	L
F-3	Millsaps.....A	36-39	L
F-8	Columbus AAB.....A	59-55	W
F-9	Miss. State.....A	37-44	L
F-10	Miss. State.....A	61-24	W
F-12	Fourth Ferry.....H	70-48	W
F-15	Miss. State.....H	41-36	W
F-16	Miss. State.....H	43-32	W
F-19	Columbus AAB.....H	51-29	W
F-21	Foster Hospital.....H	33-49	L
F-23	Foster Hospital.....A	47-54	L
F-24	Jackson AAB.....A	38-39	L
F-26	Arkansas State.....H	76-24	W

SEC TOURNAMENT

BUSTER POOLE
8-11 (1946)

M-1 Tennessee.....1 37-59 L
Key to Neutral Sites: 1- Louisville, Ky.

1945-46
Record: 8-11, 2-8 SEC
Head Coach: Buster Poole

J-7	Southwestern.....H	44-21	W
J-11	Tennessee.....H	42-65	L
J-12	LSU.....H	23-53	L
J-14	Millsaps.....A	58-33	W
J-19	Vanderbilt.....A	31-39	L
J-30	Alabama.....H	34-36	L
F-1	Millsaps.....A	50-42	W
F-2	Miss. College.....A	61-41	W
F-4	LSU.....A	35-60	L
F-7	Miss. College.....H	38-39	L
F-9	Alabama.....A	45-61	L
F-12	Miss. State.....H	58-44	W
F-13	Miss. State.....H	45-40	L
F-16	Southwestern.....A	76-44	W
F-19	Miss. State.....A	43-50	L
F-20	Miss. State.....A	34-54	L
F-22	Memphis Coca-Cola.....A	47-40	W
F-25	Memphis NAS.....H	47-65	L

SEC TOURNAMENT

JIM WHATLEY
26-39 (1947-49)

M-1 LSU.....1 34-59 L
Key to Neutral Sites: 1- Louisville, Ky.

1946-47
Record: 7-14, 2-11 SEC
Head Coach: Jim Whatley

D-5	Tulane.....H	41-69	L
D-7	Southwestern.....A	74-34	W
D-9	Tupelo Legion.....A	35-40	L
D-13	Auburn.....H	58-38	W
D-17	Southwestern.....H	53-21	W
J-6	Georgia.....H	38-46	L
J-9	Alabama.....1	40-46	L
J-10	LSU.....H	43-54	L
J-13	Arkansas State.....H	29-41	L
J-15	Miss. State.....A	31-53	L
J-20	Chattanooga.....H	64-36	W
J-21	Miss. College.....H	44-22	W
F-1	Tulane.....A	43-50	L
F-3	LSU.....A	43-63	L
F-8	Vanderbilt.....A	41-55	L
F-10	Tennessee.....A	28-61	L
F-11	Chattanooga.....A	56-49	W
F-15	Alabama.....A	30-83	L
F-18	Miss. State.....H	59-49	W
F-21	Alabama.....H	28-33	L

SEC TOURNAMENT
 F-27 LSU.....2 36-61 L
Key to Neutral Sites: 1 - Memphis, Tenn.; 2 - Louisville, Ky.

1947-48
Record: 11-12, 5-9 SEC
Head Coach: Jim Whatley

D-6	Vanderbilt.....H	53-42	W
D-12	Middle Tennessee.....H	65-36	W
D-16	Tupelo Legion.....A	66-56	W
D-19	Vanderbilt.....A	49-71	L
J-6	Southwestern.....H	74-43	W
J-10	Georgia.....A	66-74	L
J-12	Auburn.....A	50-59	L
J-15	Oklahoma A&M.....1	34-52	L
J-23	Tulane.....H	46-52	L
F-2	LSU.....H	49-37	W
F-4	Southwestern.....A	55-49	W
F-6	Miss. State.....A	43-49	L
F-7	Miss. State.....A	42-45	L
F-10	Alabama.....A	36-37	L
F-11	Jacksonville St. Teachers College...A	50-48	W
F-14	Arkansas State.....H	67-51	W
F-18	Arkansas State.....A	53-78	L
F-21	Alabama.....H	40-35	W
F-23	LSU (ot).....A	50-52	L
F-24	Tulane.....A	46-73	L
F-27	Miss. State.....H	59-37	W
F-28	Miss. State.....H	63-46	W

SEC TOURNAMENT
 M-5 Tennessee.....2 62-81 L
Key to Neutral Sites: 1- Memphis, Tenn.; 2- Louisville, Ky.

1948-49
Record: 8-13, 4-12 SEC
Head Coach: Jim Whatley

D-11	Miss. College.....A	67-50	W
D-13	Miss. College.....H	81-55	W
D-17	Miss. State.....H	69-61	W
J-4	Southwestern.....H	60-52	W
J-7	Georgia.....H	54-63	L
J-15	Vanderbilt.....H	49-62	L
J-17	Auburn.....H	47-43	W
J-29	Alabama.....H	42-37	W
J-31	LSU.....H	48-58	L
F-3	#1 Kentucky.....1	45-75	L
F-5	Tulane.....H	44-70	L
F-7	Vanderbilt.....A	52-64	L
F-11	#8 Tulane.....A	34-74	L
F-12	LSU.....A	39-49	L
F-16	#1 Kentucky.....A	31-85	L
F-19	Florida.....H	61-63	L
F-23	Southwestern.....A	81-62	W
F-25	Miss. State.....A	52-51	W
F-26	Alabama.....A	57-64	L
F-28	Auburn.....A	61-65	L

SEC TOURNAMENT
 M-4 Tennessee.....2 49-74 L

B.L. "COUNTRY" GRAHAM
144-168 (1950-62)

Key to Neutral Sites: 1 - Memphis, Tenn.; 2 - Louisville, Ky.

1949-50
Record: 8-17, 4-13 SEC
Head Coach: B.L. Graham

D-3	Birmingham So.....H	61-46	W
D-6	Southwestern.....H	85-44	W
D-8	Alabama.....A	38-56	L
D-9	Auburn.....A	60-64	L
D-10	Birmingham So.....A	61-55	W
D-17	Tulane.....A	58-70	L
D-19	LSU.....A	61-74	L
D-21	Miami (Fla.).....A	67-82	L
D-22	Miami (Fla.).....A	43-55	L
D-23	Tampa.....A	77-79	L
J-7	Georgia.....A	52-70	L
J-9	Florida.....A	54-46	W
J-16	Vanderbilt.....H	37-44	L
J-18	Miss. State.....A	60-64	L
J-28	LSU.....H	75-65	W
J-30	Auburn.....H	63-77	L
F-4	#6 Kentucky.....1	55-61	L
F-6	Tulane.....H	66-68	L
F-11	Southwestern.....A	69-53	W
F-15	#5 Kentucky.....A	50-90	L
F-16	#20 Vanderbilt.....A	47-80	L

F-22	Alabama.....H	61-52	W
F-23	Miss. State.....H	62-45	W
F-25	Tennessee.....A	57-79	L

SEC TOURNAMENT
 M-2 Georgia.....2 58-59 L
Key to Neutral Sites: 1- Memphis, Tenn.; 2- Louisville, Ky.

1950-51
Record: 12-12, 5-9 SEC
Head Coach: B.L. Graham

D-4	Miss. College.....H	80-45	W
D-7	Southwestern.....H	89-30	W
D-9	Auburn.....A	65-61	W
D-11	Alabama.....A	67-61	W
D-15	Tulane.....H	62-72	L
D-16	LSU.....H	72-67	W
D-20	Arkansas.....1	35-45	L
D-21	Arkansas.....2	46-41	W
J-6	Georgia.....A	41-59	L
J-10	Florida.....A	58-69	L
J-11	Florida State.....A	58-63	L
J-13	Vanderbilt.....H	63-70	L
J-17	Miss. State.....A	67-71	L
J-27	Georgia Tech.....H	59-73	L
F-3	#1 Kentucky.....A	39-86	L
F-10	Tennessee.....H	65-67	L
F-12	Miss. College.....A	80-50	W
F-14	Florida State.....H	79-75	W
F-17	LSU.....A	69-48	W
F-19	Tulane.....A	50-64	L
F-20	Spring Hill.....3	70-69	W
F-27	Miss. State.....H	95-60	W

SEC TOURNAMENT
 F-28 Alabama.....4 44-42 W
 M-1 LSU.....4 57-62 L
Key to Neutral Sites: 1- Memphis, Tenn.; 2- Little Rock, Ark.; 3- Natchez, Miss.; 4- Louisville, Ky.

1951-52
Record: 15-11, 8-6 SEC
Head Coach: B.L. Graham

D-3	Miss. College.....H	97-59	W
D-7	Arkansas.....1	58-66	L
D-8	Arkansas.....2	66-68	L
D-10	Arkansas State.....H	77-54	W
D-13	Tulane.....H	81-66	W
D-14	LSU.....H	69-81	L
D-17	Alabama.....H	79-80	L
J-1	Arkansas State.....A	64-62	W
J-2	#4 Kentucky.....A	58-116	L
J-5	Birmingham So.....H	92-42	W
J-7	Georgia.....H	103-52	W
J-9	Miss. State.....H	77-62	W
J-12	Tennessee.....A	69-76	L
J-14	Georgia Tech.....A	94-64	W
J-19	Auburn.....H	76-58	W
J-30	LSU.....A	68-65	W
F-3	Florida.....H	56-45	W
F-4	Vanderbilt.....A	51-59	L
F-6	#1 Kentucky.....A	61-81	L
F-9	Miss. College.....A	85-64	W
F-11	Memphis State.....A	42-47	L
F-16	Tulane.....A	74-70	W
F-18	LSU.....A	67-78	L
F-19	Spring Hill.....3	78-64	W
F-26	Miss. State.....A	73-61	W

SEC TOURNAMENT
 M-1 LSU.....4 60-75 L
Key to Neutral Sites: 1- Little Rock, Ark.; 2- Memphis, Tenn.; 3- Natchez, Miss.; 4- Louisville, Ky.

1952-53
Record: 14-11, 5-8 SEC
Head Coach: B.L. Graham

D-1	Miss. College.....H	90-64	W
D-6	East Tenn. State.....H	65-74	L
D-8	Arkansas State.....H	100-80	W
D-13	Union.....H	96-55	W
D-15	Florence State.....A	111-92	W
D-20	Arkansas.....A	72-104	L
D-22	Arkansas State.....A	78-68	W
J-2	Arizona.....1	75-70	W
J-3	Auburn.....1	65-55	W
J-5	Tennessee.....H	71-81	L
J-8	Tulane.....H	77-83	L
J-12	#11 LSU.....H	66-67	L

J-17	Miss. State.....	A	60-73	L
J-19	Alabama.....	A	54-60	L
J-31	Florence State.....	H	82-48	W
F-2	Georgia.....	A	77-75	W
F-7	Georgia Tech.....	H	78-63	W
F-11	Auburn.....	A	65-72	L
F-12	Birmingham So.....	A	85-71	W
F-16	Vanderbilt.....	H	79-65	W
F-18	Memphis State.....	A	65-72	L
F-21	Tulane.....	A	68-84	L
F-23	#6 LSU.....	A	48-63	L
F-28	Florida.....	A	64-61	W
M-7	Miss. State.....	H	62-46	W

Key to Neutral Sites: 1- Memphis, Tenn.

1953-54

Record: 12-12, 7-7 SEC
Head Coach: B.L. Graham

D-3	Southwestern.....	H	92-52	W
D-10	Union.....	A	118-82	W
D-18	Alabama.....	1	68-72	L
D-19	Georgia.....	1	87-73	W
D-28	Oklahoma A&M.....	2	42-59	L
D-30	Furman.....	2	88-78	W
D-31	Tulsa.....	2	60-64	L
J-5	Arkansas.....	3	76-89	L
J-9	Alabama.....	H	62-60	W
J-11	Auburn.....	A	61-66	L
J-16	Georgia Tech.....	A	80-71	W
J-18	Vanderbilt.....	A	78-74	W
J-30	Tulane.....	A	77-84	L
F-1	#14 LSU.....	A	52-53	L
F-6	Miss. State.....	H	63-53	W
F-9	Memphis State.....	A	75-82	L
F-13	#1 Kentucky.....	A	62-88	L
F-15	Tennessee.....	A	92-73	W
F-16	East Tenn. State.....	A	86-69	W
F-20	Georgia.....	H	80-66	W
F-22	Florida.....	H	86-66	W
F-27	Tulane.....	H	57-66	L
M-1	#12 LSU.....	H	53-76	L
M-6	Miss. State.....	A	59-65	L

Key to Neutral Sites: 1- Birmingham, Ala.; 2- Oklahoma City, Okla.; 3- Memphis, Tenn.

1954-55

Record: 8-15, 5-9 SEC
Head Coach: B.L. Graham

D-1	Union.....	H	67-59	W
D-9	East Tenn. State.....	H	62-50	W
D-11	Southwestern.....	1	83-72	W
D-15	St. Louis.....	A	68-82	L
D-17	Arkansas.....	A	64-74	L
D-27	Cincinnati.....	2	70-78	L
D-28	Denver (ot).....	2	81-88	L
D-30	Texas Tech.....	2	60-86	L
J-1	Vanderbilt.....	A	69-94	L
J-8	Alabama.....	A	59-70	L
J-10	Auburn.....	A	81-85	L
J-15	Georgia Tech.....	H	81-66	W
J-17	Vanderbilt.....	H	77-63	W
J-29	Tulane.....	H	82-83	L
J-31	LSU.....	H	89-69	W
F-5	#1 Kentucky.....	A	66-84	L
F-10	Miss. State.....	H	66-58	W
F-14	Tennessee.....	H	78-84	L
F-19	Georgia.....	A	80-86	L
F-21	Florida.....	A	72-78	L
F-26	Tulane.....	A	86-80	W
F-28	LSU.....	A	65-68	L
M-5	Miss. State.....	A	56-60	L

Key to Neutral Sites: 1- Memphis, Tenn.; 2- Owensboro, Ky.

1955-56

Record: 10-13, 4-10 SEC
Head Coach: B.L. Graham

D-1	Howard.....	H	113-62	W
D-10	David Lipscomb.....	H	109-78	W
D-12	Arkansas State.....	H	95-79	W
D-14	Howard.....	A	108-74	W
D-16	Eastern Kentucky.....	1	95-92	W
D-17	Texas.....	1	72-86	L
J-4	Arkansas State.....	A	71-78	L
J-7	#17 Alabama.....	H	65-69	L
J-9	Auburn.....	H	76-69	W
J-14	#4 Vanderbilt.....	A	73-85	L

J-16	Georgia Tech.....	A	58-79	L
J-28	Arkansas.....	2	69-85	L
J-30	Miss. State.....	H	79-100	L
F-4	Tulane.....	A	82-93	L
F-6	LSU.....	A	76-100	L
F-11	#7 Kentucky.....	A	49-88	L
F-13	Tennessee.....	A	63-65	L
F-14	East Tenn. State.....	A	72-69	W
F-18	Georgia.....	H	105-65	W
F-20	Florida.....	H	90-77	W
F-25	Tulane.....	H	81-83	L
F-27	LSU.....	H	81-70	W
M-1	Miss. State.....	A	74-82	L

Key to Neutral Sites: 1- Montgomery, Ala.; 2- Memphis, Tenn.

1956-57

Record: 9-12, 4-10 SEC
Head Coach: B.L. Graham

D-3	SE Louisiana.....	H	75-55	W
D-6	East Tenn. State (ot).....	H	89-88	W
D-8	Vanderbilt.....	A	61-90	L
D-10	Arkansas State.....	H	87-66	W
D-15	Austin Peay.....	H	82-63	W
D-22	Arkansas State (ot).....	A	79-78	W
D-29	Virginia.....	1	81-83	L
J-5	Alabama.....	A	84-93	L
J-7	Auburn.....	A	66-88	W
J-12	#6 Vanderbilt.....	H	68-66	W
J-14	Georgia Tech.....	H	78-82	L
J-19	Miss. State.....	A	72-82	L
F-1	#14 Tulane.....	H	65-66	L
F-2	LSU.....	H	79-73	W
F-8	#3 Kentucky.....	2	69-75	L
F-11	Tennessee.....	H	88-98	L
F-16	Georgia.....	A	99-91	W
F-18	Florida.....	A	81-92	L
F-22	Tulane.....	A	74-102	L
F-23	LSU.....	A	83-76	W
F-28	#20 Miss. State.....	H	73-81	L

Key to Neutral Sites: 1- Owensboro, Ky.; 2- Memphis

1957-58

Record: 12-12, 6-8 SEC
Head Coach: B.L. Graham

D-2	Howard.....	H	97-46	W
D-5	Union.....	H	96-63	W
D-9	Arkansas State.....	H	62-58	W
D-13	Arkansas.....	1	58-61	L
D-16	David Lipscomb.....	H	84-55	W
D-19	Arkansas State.....	A	56-76	L
D-27	#10 Miss. State.....	A	53-66	L
D-28	Alabama.....	2	79-76	W
J-4	Alabama.....	3	44-70	L
J-6	Auburn.....	H	51-71	L
J-11	Vanderbilt.....	A	59-68	L
J-13	Georgia Tech.....	A	67-76	L
J-18	#11 Miss. State.....	H	67-62	W
J-25	Memphis State.....	A	62-85	L
F-1	Tulane.....	A	67-77	L
F-3	LSU.....	A	76-63	W
F-8	#12 Kentucky.....	A	65-96	L
F-10	Tennessee.....	A	63-68	L
F-11	East Tenn. State (2ot).....	A	55-53	W
F-15	Georgia.....	H	81-63	W
F-17	Florida.....	H	67-65	W
F-22	Tulane.....	H	83-68	W
F-24	LSU.....	H	85-75	W
F-27	#16 Miss. State.....	A	60-91	L

Key to Neutral Sites: 1- Little Rock, Ark.; 2- Starkville, Miss.; 3- Memphis, Tenn.

1958-59

Record: 7-17, 1-13 SEC
Head Coach: B.L. Graham

D-1	Troy State.....	H	62-50	W
D-2	SE Louisiana.....	H	87-64	W
D-6	Union.....	A	87-71	W
D-8	Murray State.....	H	67-61	W
D-13	Arkansas (ot).....	1	81-83	L
D-15	SE Missouri State.....	H	81-76	W
D-20	Murray State.....	A	60-80	L
D-29	Florida.....	2	71-47	W
D-30	LSU.....	2	55-69	L
J-3	Alabama.....	A	76-89	L
J-5	#9 Auburn.....	A	47-60	L
J-10	Vanderbilt (ot).....	H	74-79	L

J-12	Georgia Tech.....	H	70-89	L
J-17	#12 Miss. State.....	A	58-87	L
J-24	Memphis State.....	A	63-65	L
J-31	Tulane.....	H	66-78	L
F-2	LSU.....	H	80-69	W
F-7	#1 Kentucky.....	3	72-97	L
F-9	Tennessee.....	H	82-85	L
F-14	Georgia.....	A	69-84	L
F-16	Florida (ot).....	A	97-102	L
F-21	Tulane.....	A	65-81	L
F-23	LSU.....	A	93-99	L
F-28	#5 Miss. State.....	H	16-23	L

Key to Neutral Sites: 1- Memphis, Tenn.; 2- Jacksonville, Fla.; 3- Jackson, Miss.

1959-60

Record: 15-9, 8-6 SEC
Head Coach: B.L. Graham

D-1	Troy State.....	H	79-71	W
D-3	Southwestern.....	H	99-60	W
D-5	Arkansas State.....	A	67-57	W
D-7	Tenn.-Chattanooga.....	A	94-76	W
D-12	Arkansas.....	1	78-63	W
D-14	Arkansas State.....	H	75-58	W
D-21	East Tenn. State.....	A	60-79	L
D-22	Tennessee Tech (ot).....	2	37-36	W
J-2	Alabama.....	H	86-77	W
J-4	Auburn.....	H	64-56	W
J-9	Vanderbilt.....	A	58-66	L
J-11	#6 Georgia Tech.....	A	66-91	L
J-16	Miss. State.....	H	67-60	W
J-23	Memphis State.....	A	57-96	L
J-30	Tulane.....	A	66-64	W
F-1	LSU.....	A	76-61	W
F-6	Kentucky.....	A	43-61	L
F-8	Tennessee.....	A	71-81	L
F-9	Tenn.-Chattanooga.....	A	74-76	L
F-13	Florida.....	H	90-81	W
F-15	Georgia (ot).....	H	65-63	W
F-20	Tulane.....	H	43-59	L
F-22	LSU.....	H	90-70	W
F-27	Miss. State.....	A	54-72	L

Key to Neutral Sites: 1- Little Rock, Ark.; 2- Johnson City, Tenn.

1960-61

Record: 10-14, 5-9 SEC
Head Coach: B.L. Graham

D-1	SE Louisiana.....	H	81-56	W
D-3	Loyola-New Orleans.....	H	79-69	W
D-5	Arkansas State.....	A	53-59	L
D-10	Arkansas.....	A	71-77	L
D-13	Arkansas State.....	H	86-47	W
D-17	Loyola-New Orleans.....	A	60-64	L
D-28	Georgetown.....	1	78-73	W
D-29	Middle Tenn. State.....	1	64-62	W
D-30	South Carolina.....	1	79-85	L
J-7	Alabama.....	A	54-80	L
J-9	#10 Auburn.....	A	40-51	L
J-14	Georgia Tech.....	H	69-67	W
J-16	Vanderbilt.....	H	74-72	W
J-21	Miss. State.....	A	40-63	L
J-28	Memphis State.....	A	61-88	L
F-4	Tulane.....	H	67-90	L
F-6	LSU.....	H	69-75	L
F-11	Kentucky.....	A	60-74	L
F-13	Tennessee.....	H	57-55	W
F-18	Georgia.....	A	69-73	L
F-20	Florida (ot).....	A	77-81	L
F-25	Tulane.....	A	71-87	L
F-27	LSU.....	A	48-46	W
M-4	Miss. State.....	H	74-70	W

Key to Neutral Sites: 1- Shreveport, La.

1961-62

Record: 12-13, 5-9 SEC
Head Coach: B.L. Graham

D-4	SE Louisiana.....	H	83-66	W
D-7	Louisiana Tech.....	H	96-78	W
D-9	Centenary.....	H	87-63	W
D-12	Louisiana College.....	H	92-66	W
D-16	Arkansas.....	1	54-59	L
D-18	Louisiana Tech.....	A	68-64	W
D-20	Houston (2ot).....	A	62-63	L
D-28	Texas.....	2	71-88	L
D-29	Texas Tech.....	A	70-93	L
J-2	Florence State.....	A	68-64	W

J-6	Alabama.....	H	62-68	L
J-8	Auburn.....	H	58-64	L
J-13	Georgia Tech.....	A	60-55	W
J-15	Vanderbilt.....	A	58-80	L
J-20	#10 Miss. State.....	H	57-61	L
J-29	Florence State.....	H	80-70	W
F-3	Tulane.....	A	77-107	L
F-5	LSU.....	A	59-70	L
F-10	#2 Kentucky.....	A	60-83	L
F-12	Tennessee.....	A	98-81	W
F-17	Georgia.....	H	79-75	W
F-19	Florida.....	H	62-63	L
F-24	Tulane.....	H	83-76	W
F-26	LSU.....	H	74-68	W
M-3	#5 Miss. State.....	A	58-63	L

EDDIE CRAWFORD 46-97 (1963-68)

Key to Neutral Sites: 1- Little Rock, Ark.; 2- Lubbock, Texas

1962-63

Record: 7-17, 4-10 SEC
Head Coach: Eddie Crawford

D-3	Arkansas A&M.....	H	74-60	W
D-5	Sewanee.....	H	78-64	W
D-8	Louisiana Tech.....	A	73-81	L
D-10	Centenary.....	A	68-82	L
D-15	Arkansas.....	1	60-90	L
D-17	Louisiana Tech.....	H	64-68	L
D-22	Memphis State.....	A	62-70	L
D-28	Tennessee Tech.....	2	71-81	L
D-29	East Tenn. State.....	A	53-61	L
J-5	Alabama.....	A	74-80	L
J-7	#10 Auburn.....	A	44-79	L
J-12	#7 Georgia Tech (ot).....	H	71-73	L
J-14	Vanderbilt.....	H	72-79	L
J-19	#9 Miss. State.....	A	64-78	L
J-26	Middle Tenn. State.....	H	77-68	W
F-2	Tulane.....	H	92-84	W
F-4	LSU.....	H	60-48	W
F-9	Kentucky.....	3	69-75	L
F-11	Tennessee.....	H	85-78	W
F-16	Georgia.....	A	63-76	L
F-18	Florida.....	A	72-63	W
F-23	Tulane.....	A	93-95	L
F-25	LSU.....	A		

D-14 Louisiana Tech.....A	72-75	L
D-17 Sewanee.....H	44-46	L
D-29 Arkansas.....2	48-82	L
D-30 Centenary.....A	65-97	L
J-2 Alabama.....H	87-91	L
J-4 Auburn.....H	53-77	L
J-9 Alabama.....A	72-107	L
J-11 Auburn.....A	52-67	L
J-16 Florida.....H	39-60	L
J-23 Miss. State.....A	72-101	L
J-25 Vanderbilt.....H	70-84	L
J-30 Tulane.....H	62-60	W
F-1 LSU.....H	56-58	L
F-6 Kentucky.....A	65-102	L
F-8 Tennessee.....H	50-96	L
F-13 Georgia.....A	68-90	L
F-15 Florida.....A	53-85	L
F-20 Tulane.....A	71-87	L
F-22 LSU.....A	56-60	L
F-27 Miss. State (ot).....H	77-78	L

Key to Neutral Sites: 1- Tupelo, Miss., 2- Shreveport, La.

1965-66

Record: 5-18, 2-14 SEC
Head Coach: Eddie Crawford

D-2 Arkansas A&M.....H	72-71	W
D-4 Texas.....A	71-80	L
D-11 Centenary.....H	64-78	L
D-13 Louisiana Tech.....H	84-76	W
D-17 Southern Miss.....H	94-75	W
D-29 Clemson.....H	57-85	L
D-30 Furman.....A	64-80	L
J-3 LSU.....H	81-80	W
J-8 Tennessee.....A	55-102	L
J-10 #3 Vanderbilt.....A	58-106	L
J-15 Florida.....A	49-79	L
J-29 Florida.....H	61-96	L
J-31 Georgia.....H	71-91	L
F-5 Auburn.....H	55-70	L
F-9 Alabama.....H	60-79	L
F-12 LSU.....A	68-90	L
F-14 Tulane.....A	70-83	L
F-16 Miss. State.....A	74-90	L
F-21 #1 Kentucky.....H	65-108	L
F-23 Tulane.....H	91-70	W
F-26 Auburn.....A	74-86	L
F-28 Alabama.....A	66-99	L
M-2 Miss. State.....H	76-96	L

1966-67

Record: 13-12, 7-11 SEC
Head Coach: Eddie Crawford

D-2 Miss. College.....1	108-87	W
D-3 Belhaven.....A	68-60	W
D-5 Texas.....H	82-80	W
D-7 Arkansas A&M.....H	96-69	W
D-10 Centenary.....A	75-65	W
D-12 Louisiana Tech.....A	84-67	L
D-15 Southern Miss.....A	73-82	L
D-17 Alabama.....H	79-58	W
D-19 LSU.....H	74-67	W
D-31 Florida.....A	64-79	L
J-2 Georgia.....A	78-85	L
J-7 Auburn.....H	56-67	L
J-9 Florida.....H	63-78	L
J-14 Vanderbilt (ot).....H	70-78	L
J-28 Tennessee.....A	49-62	L
J-30 Kentucky.....A	53-96	L
F-1 Miss. State.....A	71-70	W
F-4 Tennessee (ot).....H	56-53	W
F-6 Kentucky.....H	70-79	L
F-11 Vanderbilt.....A	67-72	L
F-13 Alabama.....A	73-83	L
F-20 Auburn.....A	67-86	L
F-25 LSU.....A	89-77	W
F-27 Georgia.....H	75-67	W
M-4 Miss. State.....H	58-57	W

1967-68

Record: 7-17, 4-14 SEC
Head Coach: Eddie Crawford

D-1 Texas.....A	82-95	L
D-6 Arkansas A&M.....H	99-78	W
D-9 Arkansas.....A	62-64	L
D-13 Furman.....H	68-72	L

D-16 Alabama.....A	59-76	L
D-19 LSU.....A	68-81	L
D-29 Furman.....A	84-82	W
D-30 Hardin-Simmons.....1	65-63	W
J-1 Georgia.....H	64-70	L
J-3 Florida.....H	68-70	L
J-6 Auburn.....A	71-90	L
J-8 Florida.....A	75-94	L
J-13 #8 Vanderbilt.....A	70-96	L
J-27 #6 Tennessee.....H	65-66	L
J-29 #9 Kentucky.....H	76-85	L
J-31 Miss. State.....H	63-53	W
F-3 #6 Tennessee.....A	46-88	L
F-5 #10 Kentucky.....A	62-78	L
F-10 #9 Vanderbilt.....H	72-90	L
F-12 Alabama.....H	77-69	W
F-19 Auburn.....H	57-56	W
F-24 LSU.....H	87-85	W
F-26 Georgia.....A	77-111	L

COB JARVIS 87-117 (1969-76)

M-2 Miss. State.....A	79-88	L
-----------------------	-------	---

Key to Neutral Sites: 1- Greenville, S.C.

1968-69

Record: 10-14, 7-11 SEC
Head Coach: Cob Jarvis

D-2 Texas.....H	63-67	L
D-4 Arkansas A&M.....A	90-75	W
D-7 Arkansas (ot).....H	65-61	W
D-14 Auburn.....H	64-75	L
D-16 Furman.....A	77-72	W
D-27 SMU.....A	70-94	L
D-28 Minnesota.....1	58-72	L
J-4 #3 Kentucky.....H	59-69	L
J-6 Tennessee.....H	54-59	L
J-10 Miss. State.....H	67-60	W
J-13 Vanderbilt.....A	55-62	L
J-25 Georgia.....A	81-84	L
J-27 Florida.....A	66-88	L
F-1 LSU (ot).....A	84-81	W
F-3 Alabama (ot).....H	53-51	W
F-8 #4 Kentucky.....A	68-104	L
F-10 Tennessee.....A	45-61	L
F-12 Vanderbilt.....H	75-67	W
F-15 Miss. State.....A	60-64	L
F-22 Georgia (ot).....H	82-85	L
F-24 Florida.....H	79-77	W
M-1 LSU.....H	78-76	W
M-3 Alabama.....A	78-72	W
M-8 Auburn.....A	70-80	L

Key to Neutral Sites: 1- Dallas, Texas

1969-70

Record: 10-15, 6-12 SEC
Head Coach: Cob Jarvis

D-1 Texas.....A	84-95	L
D-3 Vanderbilt.....H	75-87	L
D-6 Arkansas A&M.....H	85-61	W
D-9 NE Louisiana (ot).....H	80-85	L
D-13 Auburn.....A	77-91	L
D-19 SW Louisiana.....A	89-77	W
D-20 Kentucky Wesleyan.....1	73-88	L
D-29 Valparaiso (ot).....2	80-77	W
D-30 South Alabama.....A	80-61	W
J-3 #1 Kentucky.....A	73-95	L
J-5 #6 Tennessee (2ot).....A	59-57	W
J-9 Miss. State.....A	58-57	W
J-24 Georgia.....H	84-96	L
J-26 Florida.....H	79-77	W
J-31 LSU.....A	86-109	L
F-2 Alabama.....A	87-95	L
F-7 #3 Kentucky.....H	85-120	L
F-9 Tennessee.....H	60-72	L
F-11 Vanderbilt.....A	83-80	W
F-13 Miss. State.....H	57-55	W
F-21 Georgia.....A	79-94	L
F-23 Florida.....A	62-63	L
F-28 LSU.....H	90-103	L
M-2 Alabama.....H	93-83	W
M-7 Auburn.....H	66-67	L

Key to Neutral Sites: 1- Lafayette, La.; 2- Mobile, Ala.

1970-71

Record: 11-15, 6-12 SEC

Head Coach: Cob Jarvis

D-1 NE Louisiana.....A	112-97	W
D-4 Arkansas A&M.....A	114-86	W
D-7 Texas.....H	89-84	W
D-12 Auburn.....H	108-96	W
D-15 Southern Miss.....H	109-100	W
D-18 Holy Cross.....1	99-93	W
D-19 Marshall.....A	98-118	L
D-22 Vanderbilt.....A	112-130	L
D-29 Baylor.....2	113-132	L
D-30 The Citadel.....A	90-109	L
J-2 #8 Kentucky.....H	95-103	L
J-4 #10 Tennessee.....H	85-98	L
J-8 Miss. State.....H	83-74	L
J-23 Georgia.....A	80-88	L
J-25 Florida.....A	86-106	L
J-30 LSU.....A	113-90	W
F-1 Alabama.....H	91-101	L
F-6 #8 Kentucky.....A	86-121	L
F-8 #11 Tennessee.....A	74-80	L
F-10 Vanderbilt.....H	94-88	W
F-13 Miss. State.....A	67-75	L
F-20 Georgia.....H	76-72	W
F-22 Florida.....H	68-85	L
F-27 LSU.....H	62-54	W
M-1 Alabama.....A	72-74	L
M-7 Auburn.....A	85-86	L

Key to Neutral Sites: 1- Huntington, W. Va.; 2- Charleston, S.C.

1971-72

Record: 13-12, 8-10 SEC
Head Coach: Cob Jarvis

D-1 Texas.....A	79-78	W
D-4 Arkansas A&M.....A	114-86	W
D-6 NE Louisiana.....H	84-83	W
D-10 Memphis State.....1	71-74	L
D-11 Bradley.....1	71-72	L
D-15 Southern Miss.....A	107-90	W
D-31 MacAlester.....H	85-66	W
J-3 Auburn.....A	69-65	W
J-8 #19 Kentucky.....A	82-93	L
J-10 Tennessee.....A	70-73	L
J-15 Miss. State.....A	68-66	W
J-26 Vanderbilt.....H	92-65	W
J-29 Georgia.....H	74-80	L
J-31 Florida.....H	86-72	W
F-5 LSU.....A	66-67	L
F-7 Alabama.....A	88-93	L
F-12 Kentucky.....H	82-90	L
F-14 Tennessee.....H	58-68	L
F-16 Vanderbilt.....A	83-89	L
F-19 Miss. State.....H	65-64	W
F-26 Georgia.....A	69-79	L
F-28 Florida.....A	87-74	W
M-4 LSU.....H	101-78	W
M-6 Alabama.....H	68-75	L
M-9 Auburn.....H	89-83	W

Key to Neutral Sites: 1- Nashville, Tenn.

1972-73

Record: 14-12, 8-10 SEC
Head Coach: Cob Jarvis

D-2 Texas.....H	78-58	W
D-4 Ark.-Monticello.....A	92-55	W
D-5 NE Louisiana.....A	90-78	W
D-11 Southern Miss.....H	88-60	W
D-13 #13 Vanderbilt.....A	57-59	L
D-27 #6 Long Beach State.....1	68-87	L
D-28 St. Francis.....1	87-64	W
D-29 Texas A&M.....1	83-100	L
J-2 Auburn.....H	58-66	L
J-6 Kentucky.....H	61-58	W
J-8 Tennessee.....H	60-52	W
J-13 Miss. State.....A	74-61	W
J-17 #18 Vanderbilt.....H	49-59	L
J-27 Georgia.....A	67-71	L
J-29 Florida.....A	59-65	L
F-3 LSU.....H	84-59	W
F-5 #6 Alabama.....H	66-62	W
F-10 Kentucky.....A	70-88	L
F-12 Tennessee.....A	49-51	L
F-17 Miss. State.....H	83-64	W
F-19 Charleston.....H	73-47	W
F-24 Georgia.....H	69-62	W
F-26 Florida.....H	97-80	W
M-3 LSU.....A	69-70	L

M-5 Alabama.....A	67-92	L
M-8 Auburn.....A	73-77	L

Key to Neutral Sites: 1- Oklahoma City, Okla.

1973-74

Record: 15-10, 9-9 SEC
Head Coach: Cob Jarvis

D-1 Texas.....A	75-59	W
D-3 Charleston.....H	94-55	W
D-10 Arkansas.....H	117-66	W
D-12 Southern Miss.....A	79-75	W
D-22 Eastern Illinois.....H	90-77	W
D-28 Louisiana Tech.....1	105-76	W
D-29 NE Louisiana.....1	78-86	L
J-5 Georgia.....A	78-70	W
J-7 Auburn.....H	93-65	W
J-12 Tennessee.....H	69-57	W
J-14 #12 Alabama.....A	71-88	L
J-17 Kentucky.....A	64-93	L
J-21 Florida.....H	83-73	W
J-26 #7 Vanderbilt.....A	56-71	L
J-28 Miss. State.....H	72-67	W
F-2 LSU.....H	77-63	W
F-4 Georgia.....H	59-55	W
F-9 Auburn.....A	75-85	L
F-11 Tennessee.....A	57-65	L
F-16 #8 Alabama.....H	57-77	L
F-18 Kentucky.....H	61-60	W
F-23 Florida.....A	61-77	L
F-25 #4 Vanderbilt.....H	68-84	L
M-2 Miss. State (ot).....A	69-75	L
M-4 LSU.....A	82-74	W

Key to Neutral Sites: 1- Monroe, La.

1974-75

Record: 8-18, 4-14 SEC
Head Coach: Cob Jarvis

N-29 Clemson.....A	80-93	L
N-30 Middle Tenn. State.....1	68-79	L
D-4 Wis.-Green Bay.....H	83-53	W
D-7 Texas.....H	82-74	W
D-9 Arkansas.....A	84-73	W
D-18 Eastern Illinois.....A	65-85	L
D-21 Tulane.....H	93-73	W
D-28 Texas Tech.....A	85-90	L
J-2 Georgia.....H	83-88	L
J-6 Auburn.....A	86-104	L
J-11 #18 Tennessee.....A	82-102	L
J-13 #8 Alabama.....H	71-74	L
J-18 #10 Kentucky.....H	82-85	L
J-20 Florida.....A	80-85	L
J-25 Vanderbilt.....H	66-80	L
J-27 Miss. State.....A	80-100	L
F-1 LSU.....A	86-94	L
F-3 Georgia.....A	93-87	W
F-8 Auburn.....H	72-70	W
F-10 #15 Tennessee (ot).....H	88-81	W
F-15 #7 Alabama.....A	79-88	L
F-17 Kentucky.....A	89-108	L
F-22 Florida.....H	101-92	W
F-24 Vanderbilt.....A	80-86	L
M-1 Miss. State.....H	78-84	L
M-8 LSU.....H	86-91	L

Key to Neutral Sites: 1- Clemson, S.C.

1975-76

Record: 6-21, 2-16 SEC
Head Coach: Cob Jarvis

N-29 Missouri Western.....H	80-60	W
D-1 Indiana St.-Evansville.....H	86-64	W
D-3 Minnesota-Duluth.....H	81-65	W
D-6 Texas.....A	65-67	L
D-8 Texas Tech.....H	51-57	L
D-18 Southern Miss.....1	77-80	L
D-20 Tulane.....A	88-91	L
D-29 Pan American.....2	84-74	W
D-30 South Alabama.....A	54-70	L
J-3 Florida.....H	58-70	L
J-5 Auburn.....H	66-72	L
J-10 LSU.....A	74-100	L
J-17 Miss. State.....A	54-65	L
J-19 #11 Alabama.....A	41-64	L
J-24 #10 Tennessee.....H	53-56	L
J-26 Georgia.....H	72-74	L
J-31 Kentucky.....A	81-89	L
F-2 Vanderbilt.....H	60-61	L
F-7 LSU.....H	57-67	L
F-14 Miss. State.....H	66-76	L

F-16	#11 AlabamaH	70-78	L
F-21	#9 TennesseeA	81-105	L
F-23	GeorgiaA	68-70	L
F-28	KentuckyH	87-94	L
M-1	VanderbiltH	81-72	W

BOB WELTLICH
83-88 (1977-82)

M-6	FloridaA	94-83	W
M-8	AuburnA	88-103	L

Key to Neutral Sites: 1- Jackson, Miss.; 2- Mobile, Ala.

1976-77

Record: 11-16, 5-13 SEC

Head Coach: Bob Weltlich

N-27	TCUA	61-70	L
D-1	Missouri WesternH	84-58	W
D-4	TCUH	68-63	W
D-6	South Dakota St.H	78-70	W
D-8	TulaneA	59-64	L
D-17	Marshall1	65-63	W
D-18	ToledoA	67-64	W
D-21	Memphis StateA	83-88	L
D-30	Southern Miss.2	84-75	W
J-3	LSUA	68-75	L
J-8	Miss. StateA	49-85	L
J-10	#4 AlabamaA	88-101	L
J-15	GeorgiaH	82-62	W
J-17	TennesseeH	72-86	L
J-22	Vanderbilt (ot)A	72-77	L
J-24	#6 KentuckyA	73-100	L
J-29	FloridaH	90-83	W
J-31	AuburnH	65-72	L
F-5	Miss. StateH	82-67	W
F-7	#8 AlabamaH	68-72	L
F-12	GeorgiaA	76-92	L
F-14	#11 TennesseeA	75-87	L
F-19	VanderbiltH	75-66	W
F-21	#2 KentuckyH	69-81	L
F-26	FloridaA	78-84	L
F-28	AuburnH	84-97	L
M-5	LSUH	90-68	W

Key to Neutral Sites: 1- Toledo, Ohio; 2- Jackson, Miss.

1977-78

Record: 10-17, 5-13 SEC

Head Coach: Bob Weltlich

N-26	#4 Notre DameA	62-111	L
N-30	NC-CharlotteH	81-64	W
D-3	TulaneH	79-77	W
D-5	SamfordA	81-68	W
D-10	JacksonvilleH	90-73	W
D-12	Middle Tenn. StateH	52-61	L
D-17	NebraskaA	70-80	L
D-20	Memphis StateA	67-70	L
D-27	Southern Miss.1	64-60	W
J-2	AlabamaA	62-65	L
J-4	Miss. StateA	48-73	L
J-7	TennesseeH	73-68	W
J-9	GeorgiaH	75-63	W
J-14	VanderbiltA	63-66	L
J-16	#1 KentuckyA	56-76	L
J-21	AuburnH	84-75	W
J-23	FloridaH	56-61	L
J-28	LSUH	61-74	L
F-4	TennesseeA	67-85	L
F-6	GeorgiaA	56-57	L
F-11	VanderbiltH	61-57	W
F-13	#1 KentuckyH	52-64	L
F-18	AuburnA	67-92	L
F-20	FloridaA	63-80	L
F-25	LSUA	75-94	L
M-4	AlabamaH	63-66	L
M-6	Miss. StateH	61-60	W

Key to Neutral Sites: 1- Jackson, Miss.

1978-79

Record: 11-16, 6-12 SEC

Head Coach: Bob Weltlich

N-29	NC-CharlotteA	57-68	L
D-4	Bowling GreenH	100-78	W
D-9	UABH	82-77	W
D-16	Nebraska1	70-67	W
D-19	Arkansas2	66-67	L

D-22	Loyola-Chicago3	83-75	W
D-23	Illinois StateA	72-76	L
D-26	Memphis State4	92-89	W
J-3	TennesseeH	67-72	L
J-6	VanderbiltA	70-94	L
J-8	#9 KentuckyA	64-90	L
J-11	Miss. State (2ot)A	92-101	L
J-13	AuburnH	77-62	W
J-15	FloridaH	58-47	W
J-20	#9 LSU (ot)H	69-70	L
J-24	GeorgiaH	53-59	L
J-27	TennesseeA	65-64	W
J-29	GeorgiaA	82-63	W
F-3	#16 VanderbiltH	58-66	L
F-5	KentuckyH	82-87	L
F-8	#16 AlabamaA	73-83	L
F-10	Auburn (2ot)A	54-56	L
F-12	FloridaA	67-65	W
F-17	#6 LSUA	62-67	L
F-22	Miss. StateH	64-68	L
F-24	AlabamaH	89-80	W

SEC TOURNAMENT

F-28	Kentucky5	77-82	L
------	----------	--------	-------	---

Key to Neutral Sites: 1- Biloxi, Miss.; 2- Memphis, Tenn.; 3- Normal, Ill.; 4- Jackson, Miss.; 5- Birmingham, Ala.

1979-80

NATIONAL INVITATION TOURNAMENT

Record: 17-13, 9-9 SEC

Head Coach: Bob Weltlich

N-30	MercerH	63-43	W
D-3	Tennessee TechH	87-67	W
D-5	AuburnA	73-76	L
D-8	UABA	67-66	W
D-12	GeorgiaH	62-64	L
D-15	#20 Arkansas1	59-67	L
D-19	Southern Miss.2	68-65	W
D-22	Memphis StateA	75-80	L
D-28	Michigan3	71-66	W
D-29	Virginia Tech3	70-66	W
J-2	TennesseeH	65-66	L
J-5	AlabamaA	56-78	L
J-9	#4 KentuckyH	73-79	L
J-12	FloridaH	85-65	W
J-16	VanderbiltA	67-66	L
J-19	Miss. StateH	75-64	W
J-23	#11 LSUA	66-72	L
J-26	AuburnH	71-54	W
J-30	TennesseeA	66-61	W
F-2	AlabamaH	71-65	W
F-6	#6 KentuckyA	72-86	L
F-9	FloridaA	57-54	W
F-13	VanderbiltH	89-78	W
F-16	Miss. StateA	73-66	W
F-21	#5 LSUH	74-77	L
F-23	GeorgiaA	65-77	L

SEC TOURNAMENT

F-27	Tennessee4	76-74	W
F-29	#2 Kentucky4	67-70	L

1980-81

SEC TOURNAMENT CHAMPIONS
NCAA TOURNAMENT

Record: 16-14, 8-10 SEC

Head Coach: Bob Weltlich

N-29	Central ArkansasH	82-50	W
D-3	Tennessee TechA	59-56	W
D-6	UABH	83-72	W
D-10	MercerA	70-58	W
D-17	Bowling GreenA	76-79	L
D-19	Jacksonville1	59-50	W
D-20	DaytonA	70-72	L
D-23	GeorgiaA	62-70	L
D-30	Memphis StateH	64-69	L
J-3	AuburnH	46-45	W
J-7	#13 TennesseeA	68-73	L
J-10	AlabamaH	48-74	L
J-14	#3 KentuckyA	55-64	L
J-17	FloridaA	71-74	L
J-21	VanderbiltH	46-44	W
J-24	Miss. State (ot)A	59-52	W
J-28	#4 LSUH	59-63	L
J-31	AuburnA	61-58	W
F-4	#10 TennesseeH	71-52	W
F-7	AlabamaA	49-51	L

F-11	#11 KentuckyH	55-62	L
F-14	FloridaH	66-52	W
F-18	VanderbiltA	50-52	L
F-21	Miss. StateH	72-61	W
F-25	#2 LSUA	67-74	L
F-28	GeorgiaH	64-62	W

SEC TOURNAMENT

M-4	#10 Tennessee2	81-71	W
M-6	Vanderbilt2	71-51	W
M-7	Georgia2	66-62	W

NCAA TOURNAMENT

M-13	Kansas3	66-69	L
------	--------	--------	-------	---

Key to Neutral Sites: 1- Dayton, Ohio; 2- Birmingham, Ala.; 3- Wichita, Kan.

NATIONAL INVITATION TOURNAMENT

M-6	GramblingH	76-74	W
M-10	MinnesotaA	56-58	L

Key to Neutral Sites: 1- Little Rock, Ark.; 2- Jackson, Miss.; 3- New Orleans, La.; 4- Birmingham, Ala.

1981-82

NATIONAL INVITATION TOURNAMENT

Record: 18-12, 11-7 SEC

Head Coach: Bob Weltlich

N-28	Troy StateH	76-56	W
D-2	Tennessee TechH	58-34	W
D-5	#11 UABA	58-72	L
D-8	MercerH	50-38	W
D-11	Fresno State1	44-46	L
D-12	Pacific1	72-61	W
D-16	GeorgiaH	56-54	W
D-19	Missouri WesternH	71-56	W
D-29	Memphis State (ot)A	55-61	L
J-2	AuburnA	71-75	L
J-6	TennesseeH	55-62	L
J-9	#16 AlabamaA	71-75	L
J-13	#6 KentuckyH	67-65	W
J-16	FloridaH	69-67	W
J-20	VanderbiltA	55-65	L
J-23	Miss. StateH	54-30	W
J-27	LSUA	46-53	L
J-30	AuburnH	64-57	W
F-3	#16 TennesseeA	55-53	W
F-6	#8 AlabamaH	79-69	W
F-10	#12 KentuckyA	49-57	L
F-13	Florida (ot)A	58-57	W
F-17	Vanderbilt (4ot)H	51-48	W
F-20	Miss. StateA	47-33	W
F-24	LSUH	74-61	W
F-27	GeorgiaA	58-64	L

SEC TOURNAMENT

M-4	LSU2	59-52	W
M-5	#15 Kentucky2	58-62	L

LEE HUNT

50-66 (1983-86)

NATIONAL INVITATION TOURNAMENT

M-12	ClemsonA	53-49	W
M-15	Virginia TechH	59-61	L

Key to Neutral Sites: 1- Lafayette, La.; 2- Lexington, Ky.

1982-83

NATIONAL INVITATION TOURNAMENT

Record: 19-12, 10-8 SEC

Head Coach: Lee Hunt

D-1	Carson-NewmanH	91-70	W
D-4	East Tenn. StateA	63-69	L
D-7	UABH	66-54	W
D-10	Fordham1	57-47	W
D-11	Long Beach State1	54-53	W
D-15	MercerA	48-40	W
D-18	Central ArkansasH	67-60	W
D-21	Illinois WesleyanH	77-65	W
D-30	#2 Memphis StateH	58-63	L
J-3	#3 KentuckyA	60-72	L
J-5	VanderbiltA	77-62	W
J-8	#12 TennesseeH	56-55	W
J-10	GeorgiaH	53-68	L
J-15	LSUH	68-71	L
J-22	Miss. StateA	67-61	W
J-24	AlabamaA	64-63	W
J-29	FloridaH	67-61	W
J-31	AuburnH	61-48	W
F-5	TennesseeA	53-65	L

F-7	#19 GeorgiaA	76-59	W
F-12	LSUA	63-72	L
F-19	Miss. State (ot)H	69-67	W
F-21	AlabamaH	56-52	W
F-26	FloridaA	64-75	L
M-1	AuburnA	59-82	L
M-3	#7 KentuckyH	58-61	L
M-5	VanderbiltH	62-51	W

SEC TOURNAMENT

M-11	Georgia2	55-69	L
------	---------	--------	-------	---

NATIONAL INVITATION TOURNAMENT

M-17	Alabama StateH	87-75	W
M-21	South FloridaH	65-57	W
M-25	DePaulA	67-75	L

Key to Neutral Sites: 1- Provo, Utah; 2- Birmingham, Ala.

1983-84

Record: 8-20, 3-15 SEC

Head Coach: Lee Hunt

N-26	David LipscombH	58-56	W
N-30	East Tenn. St.H	46-44	W
D-3	SW Louisiana			

1985-86

Record: 12-17, 4-14 SEC
Head Coach: Lee Hunt

N-26	Christian Brothers.....H	80-67	W
N-30	S.C.-Spartanburg.....H	85-74	W
D-3	Miss College.....H	78-53	W
D-7	Alcorn State.....1	76-70	W
D-14	SE Louisiana.....H	64-59	W
D-17	#10 Memphis State.....A	56-73	L
D-20	Tenn.-Chattanooga.....2	78-89	L
D-21	Campbell.....2	61-44	W
D-28	North Texas State.....H	89-75	W
J-2	Vanderbilt.....H	70-81	L
J-4	Tennessee.....A	66-74	L
J-8	#11 Kentucky.....A	58-75	L
J-11	Florida.....H	79-67	W
J-13	#8 LSU.....A	68-86	L
J-18	Miss. State.....H	57-56	W
J-27	Auburn.....H	61-73	L
J-25	Georgia.....A	75-91	L
J-29	Alabama.....H	62-69	L
F-1	Vanderbilt.....A	63-66	L
F-5	Tennessee.....H	59-55	W
F-8	#12 Kentucky.....H	58-62	L
F-12	Florida.....A	57-66	L
F-15	LSU.....H	58-57	W
F-19	Miss. State.....A	43-48	L
F-22	Auburn.....A	73-75	L
F-26	Georgia.....H	61-62	L
M-2	Alabama.....A	59-74	L

ED MURPHY 76-98 (1987-92)

SEC TOURNAMENT

M-5	Tennessee.....3	73-56	W
M-6	#3 Kentucky.....3	69-95	L

Key to Neutral Sites: 1- Jackson, Miss.; 2- Birmingham, Ala.; 3- Lexington, Ky.

NATIONAL INVITATION TOURNAMENT

Record: 15-14, 8-10 SEC
Head Coach: Ed Murphy

N-29	Washington-St. Louis.....H	78-55	W
D-3	Arkansas.....1	56-70	L
D-6	North Texas State.....A	72-69	W
D-9	Jackson State.....H	58-36	W
D-13	SE Louisiana.....H	88-59	W
D-18	Miss. College.....H	63-48	W
D-20	Tulsa.....A	68-69	L
D-27	Arizona State.....2	76-63	W
D-28	San Diego State.....2	88-77	W
J-5	LSU.....H	73-63	W
J-7	Vanderbilt.....A	59-66	L
J-10	Florida.....A	72-80	L
J-14	Miss. State.....A	62-63	L
J-17	#15 Alabama.....H	62-71	L
J-21	Georgia.....H	80-68	W
J-24	#17 Auburn.....A	61-85	L
J-28	Kentucky.....H	76-65	W
J-31	Tennessee (ot).....A	73-70	W
F-2	Tennessee.....H	71-70	W
F-4	LSU (ot).....A	75-82	L
F-9	Vanderbilt.....H	77-54	W
F-11	#19 Florida.....A	62-85	L
F-14	Miss. State.....H	79-65	W
F-18	#12 Alabama.....A	69-90	L
F-21	Georgia.....A	65-69	L
F-25	Auburn.....H	73-67	W
F-28	Kentucky.....A	63-64	L

SEC TOURNAMENT

M-6	Georgia.....3	63-65	L
-----	---------------	-------	---

NATIONAL INVITATION TOURNAMENT

M-13	Southern Miss.....A	75-93	L
------	---------------------	-------	---

Key to Neutral Sites: 1- Memphis, Tenn.; 2- San Diego, Calif.; 3- Atlanta, Ga.

1987-88

Record: 13-16, 6-12 SEC
Head Coach: Ed Murphy

N-27	St. Joseph's.....1	59-51	W
N-28	Maryland.....1	69-77	L
D-1	Kentucky State.....H	81-60	W
D-7	SE Louisiana.....A	80-43	W
D-9	Arkansas.....A	40-79	L
D-12	Tulsa.....H	69-56	W

D-19	Baptist Christian.....H	84-55	W
D-28	#6 Temple.....2	61-70	L
D-29	New Orleans.....2	83-74	W
J-6	Tennessee.....A	68-77	L
J-9	LSU (ot).....H	61-69	L
J-13	Vanderbilt.....H	57-60	L
J-16	Florida.....A	72-77	L
J-20	Miss. State.....H	61-52	W
J-23	Alabama.....A	66-73	L
J-27	Georgia.....A	70-86	L
J-30	Auburn.....H	69-66	W
F-3	#10 Kentucky.....A	65-94	L
F-6	Tennessee.....H	81-73	W
F-10	LSU.....A	57-78	L
F-13	#17 Vanderbilt.....A	68-93	L
F-17	Florida.....H	82-75	W
F-20	Miss. State.....A	57-67	L
F-24	Alabama.....H	64-47	W
F-27	Georgia.....H	75-72	W
M-2	Auburn.....A	76-92	L
M-5	#8 Kentucky.....H	71-78	L

SEC TOURNAMENT

M-10	Alabama (ot).....3	64-59	W
M-11	#6 Kentucky.....3	64-82	L

Key to Neutral Sites: 1- Baltimore, Md.; 2- New Orleans, La.; 3- Baton Rouge, La.

1988-89

NATIONAL INVITATION TOURNAMENT

Record: 15-15, 8-10 SEC
Head Coach: Ed Murphy

N-25	Christian Brothers.....1	101-60	W
N-28	Tennessee.....H	76-84	L
N-30	Northwestern St.....H	97-81	W
D-3	#7 Illinois.....A	79-91	L
D-13	Arkansas.....2	68-74	L
D-16	Southern University.....3	90-88	W
D-17	Nicholls State.....3	74-53	W
D-22	Tulsa.....A	68-87	L
D-27	Sam Houston State.....H	83-73	W
D-30	SE Louisiana.....H	84-54	W
J-5	Florida.....H	80-71	W
J-7	Alabama.....A	67-79	L
J-11	Vanderbilt (ot).....H	65-72	L
J-18	Auburn.....A	65-64	W
J-21	Georgia (ot).....A	74-70	W
J-25	Miss. State.....H	75-65	W
J-28	Kentucky.....H	70-65	W
F-1	#19 LSU.....A	75-105	L
F-5	Florida.....A	67-78	L
F-8	Alabama.....H	54-55	L
F-11	Vanderbilt.....A	69-71	L
F-15	Tennessee.....A	71-83	L
F-18	Auburn.....H	80-77	W
F-22	Georgia.....H	88-79	W
F-25	Miss. State.....A	69-74	L
M-1	Kentucky.....A	69-70	L
M-4	LSU (ot).....H	113-112	W

SEC TOURNAMENT

M-9	Auburn.....4	80-68	W
M-10	#20 Alabama.....4	56-64	L

NATIONAL INVITATION TOURNAMENT

M-15	St. John's.....A	67-70	L
------	------------------	-------	---

Key to Neutral Sites: 1- Jackson, Miss.; 2- Memphis, Tenn.; 3- Lafayette, La.; 4- Knoxville, Tenn.

1989-90

Record: 13-17, 8-10 SEC
Head Coach: Ed Murphy

N-24	SW Louisiana.....1	83-94	L
N-28	#8 Illinois.....H	72-83	L
D-2	NE Louisiana.....A	69-79	L
D-5	#10 Arkansas.....2	76-90	L
D-8	Metro State.....3	81-86	L
D-9	Indiana State.....3	70-64	W
D-16	Tennessee.....A	67-71	L
D-19	McNeese State.....H	75-71	W
D-30	Sam Houston St.....A	96-70	W
J-2	Florida.....H	75-60	W
J-6	#22 Alabama.....H	48-66	L
J-10	Vanderbilt.....A	79-86	L
J-13	Tulsa.....H	47-63	L
J-17	Auburn.....H	80-72	W
J-20	Georgia.....H	84-74	W
J-24	Miss. State (4ot).....A	102-104	L
J-27	Kentucky.....A	79-98	L
J-31	#14 LSU.....H	77-79	L

F-3	Florida.....A	83-63	W
F-7	Alabama.....A	64-74	L
F-10	Vanderbilt.....H	68-67	W
F-14	Tennessee.....H	81-80	W
F-17	Auburn.....A	84-95	L
F-21	Georgia.....A	83-107	L
F-24	Miss. State.....H	75-67	W
F-28	Kentucky.....H	88-74	W
M-3	#15 LSU.....A	94-103	L

SEC TOURNAMENT

M-8	Tennessee.....4	87-86	W
M-9	Vanderbilt.....4	65-62	W
M-10	Alabama.....4	51-70	L

Key to Neutral Sites: 1- Jackson, Miss.; 2- Pine Bluff, Ark.; 3- Champaign, Ill.; 4- Orlando Fla.

1990-91

Record: 9-19, 3-15 SEC
Head Coach: Ed Murphy

N-28	SE Louisiana.....H	74-52	W
N-30	Bethune-Cookman.....1	80-56	W
D-1	Hofstra.....1	73-78	L
D-3	NE Louisiana.....H	67-68	L
D-8	Jackson State.....H	99-80	W
D-16	Arkansas State.....2	61-73	L
D-18	Austin Peay State.....H	83-80	W
D-20	Sam Houston State.....H	73-71	W
D-29	McNeese State.....A	79-58	W
J-2	Florida.....A	49-65	L
J-6	Miss. State (ot).....A	80-84	L
J-9	Auburn.....H	60-62	L
J-12	Alabama.....H	73-76	L
J-16	#9 Kentucky.....H	85-95	L
J-19	#20 LSU.....A	71-87	L
J-23	Vanderbilt.....A	52-89	L
J-26	Tennessee.....H	75-72	W
J-30	Georgia.....A	62-117	L
F-2	Florida (2ot).....H	81-91	L
F-6	Alabama.....A	74-79	L
F-9	Auburn.....A	69-72	L
F-13	#23 Miss. State.....H	77-84	L
F-16	#16 Kentucky.....A	77-89	L
F-20	#19 LSU.....H	78-89	L
F-23	Vanderbilt.....H	74-58	W
F-27	Tennessee.....H	93-88	W
M-2	Georgia.....H	62-72	L

SEC TOURNAMENT

M-7	Tennessee.....3	85-94	L
-----	-----------------	-------	---

Key to Neutral Sites: 1- Deland, Fla.; 2- Memphis, Tenn.; 3- Nashville, Tenn.

1991-92

Record: 11-17, 4-12 SEC
Head Coach: Ed Murphy

N-25	Jackson State.....H	69-55	W
N-29	SW Louisiana.....A	87-96	L
N-30	Prairie View A&M.....1	101-50	W
D-5	McNeese State.....H	92-70	W
D-17	Arkansas State.....2	62-64	L
D-19	Alcorn State.....H	111-67	W
D-27	Pittsburgh.....3	65-67	L
D-28	James Madison.....3	67-75	L
J-4	Stetson.....H	84-64	W
J-6	Oral Roberts.....H	86-73	W
J-8	SE Louisiana.....A	86-82	W
J-11	Miss. State.....A	72-84	L
J-13	Auburn.....H	83-96	L
J-18	#12 Arkansas.....H	93-114	L
J-22	#15 Alabama.....A	78-77	W
J-25	LSU.....H	73-83	L
J-29	#14 Kentucky.....A	78-96	L
F-1	Vanderbilt.....H	84-72	W
F-5	South Carolina.....H	76-61	W
F-9	Georgia.....A	66-86	L
F-12	Florida (ot).....H	84-86	L
F-19	Tennessee.....A	86-98	L
F-22	Miss. State.....H	86-78	W
F-25	LSU.....A	69-100	L
F-29	Auburn.....A	84-110	L
M-4	#20 Alabama.....H	83-84	L

ROB EVANS 86-81 (1993-98)

M-7	#7 Arkansas.....A	83-100	L
-----	-------------------	--------	---

SEC TOURNAMENT

M-12	Georgia.....4	66-85	L
------	---------------	-------	---

Key to Neutral Sites: 1- Lafayette, La.; 2- Memphis, Tenn.; 3- New Orleans, La.; 4- Birmingham, Ala.

1992-93

Record: 10-18, 4-12 SEC
Head Coach: Rob Evans

D-3	Houston Baptist.....H	103-61	W
D-5	Oakland University.....H	71-46	W
D-9	McNeese State.....A	80-76	W
D-21	SW Louisiana.....H	87-103	L
D-28	Southern Illinois.....H	78-85	L
J-2	Georgia.....H	61-75	L
J-4	Murray State.....H	65-75	L
J-6	#13 Arkansas.....A	78-90	L
J-9	Rice.....H	79-89	L
J-13	South Carolina.....A	73-88	L
J-16	Alabama.....A	67-80	L
J-20	Miss. State.....H	69-53	W
J-23	LSU.....H	71-62	W
J-27	Rice.....A	67-72	L
J-30	Tennessee.....H	62-75	L
F-3	Auburn.....H	74-85	L
F-6	Miss. State.....A	56-53	W
F-8	SE Louisiana.....H	71-61	W
F-10	#11 Vanderbilt.....A	59-89	L
F-13	Oral Roberts.....H	95-79	W
F-17	Florida.....A	47-94	L
F-20	Alabama (ot).....H	83-82	W
F-24	Auburn.....A	73-83	L
F-27	#15 Arkansas.....H	63-85	L
M-3	#5 Kentucky.....H	66-98	L
M-6	LSU.....A	56-71	L

SEC TOURNAMENT

M-11	Florida.....1	67-62	W
M-12	LSU.....1	70-89	L

Key to Neutral Sites: 1- Lexington, Ky.

1993-94

Record: 14-13, 7-9 SEC
Head Coach: Rob Evans

N-29	Abilene Christian.....H	90-83	W
D-1	Loyola-New Orleans.....H	81-49	W
D-4	Lamar.....H	98-70	W
D-8	Southern Illinois.....A	60-81	L
D-11	McNeese State.....H	75-55	W
D-18	Southern Miss.....1	78-74	W
D-22	Murray State.....A	68-87	L
D-29	Bradley.....A	58-70	L
J-5	#1 Arkansas.....A	61-87	L
J-9	Miss. State.....H	69-81	L
J-12	#8 Kentucky.....2	64-98	L
J-15	Alabama.....H	70-54	W
J-17	Oral Roberts.....A	88-68	W
J-19	Auburn (2ot).....H	88-85	W
J-22	Georgia.....A	85-69	W
J-24	Rollins College.....H	67-46	W
J-29	LSU.....A	66-90	L
F-5	South Carolina.....H	68-62	W
F-9	#20 Florida.....H	55-74	L
F-12	Miss. State.....A	52-72	L
F-16	Tennessee.....A	69-72	L
F-19	#1 Arkansas.....3	73-90	L
F-23	Vanderbilt (ot).....H	77-72	W
F-26	Alabama.....A	62-83	L
M-2	Auburn.....A	68-62	W
M-5	LSU.....H	93-78	W

SEC TOURNAMENT

M-10	South Carolina.....3	57-80	L
------	----------------------	-------	---

Key to Neutral Sites: 1- Biloxi, Miss.; 2- Louisville, Ky.; 3- Memphis, Tenn.

1994-95

Record: 8-19, 3-13 SEC
Head Coach: Rob Evans

D-1

J-21	LSU (ot).....A	81-87	L
J-25	Vanderbilt.....A	75-82	L
J-28	#23 Florida.....A	57-72	L
F-4	Auburn.....H	77-75	W
F-8	South Carolina.....A	72-77	L

F-11	Oral Roberts.....H	89-53	W
F-15	LSU.....H	102-90	W
F-18	#10 Arkansas.....A	70-85	L
F-22	Tennessee.....H	61-75	L
F-25	#16 Miss. State.....H	42-46	L
M-1	#21 Alabama.....A	50-69	L
M-4	Georgia.....H	51-79	L

SEC TOURNAMENT

M-9	Florida.....2	59-63	L
-----	---------------	-------	---

Key to Neutral Sites: 1- Biloxi, Miss.; 2- Atlanta, Ga.

1995-96

Record: 12-15, 6-10 SEC
Head Coach: Rob Evans

N-27	Davidson (ot).....H	83-84	L
D-1	Colgate.....1	51-53	L
D-2	East Tenn. St.....1	65-50	W
D-9	Lamar.....A	81-86	L
D-16	Wichita State.....A	59-72	L
D-19	Southern Miss (2ot).....H	113-107	W
D-21	Houston.....A	76-67	W
D-28	Nicholls State.....H	66-54	W
D-30	Prairie View A&M.....H	96-51	W
J-3	#14 Georgia.....A	38-74	L
J-6	#2 Kentucky.....A	60-90	L
J-10	Arkansas.....H	62-63	L
J-17	#21 Miss. State.....A	47-53	L
J-20	Florida.....H	55-59	L
J-24	#21 Auburn.....H	82-69	W
J-27	Alabama.....H	70-63	W
J-31	Tennessee.....A	52-67	L
F-3	LSU.....A	66-71	L
F-5	Houston Baptist.....H	106-63	W
F-10	Vanderbilt.....H	78-55	W
F-14	Arkansas.....A	73-79	L
F-17	#25 Miss. State.....H	71-64	W
F-21	Auburn.....A	62-69	L
F-24	South Carolina.....H	75-65	W
F-28	LSU.....H	75-48	W
M-2	Alabama.....A	63-67	L

1996-97

SEC WESTERN DIVISION CHAMPIONS
NCAA TOURNAMENT

Record: 20-9, 11-5 SEC
Head Coach: Rob Evans

N-23	Portland State.....H	56-54	W
N-26	Prairie View A&M.....H	71-43	W
D-2	Davidson.....A	56-59	L
D-7	Houston.....H	93-71	W
D-14	Wichita State.....H	68-65	W
D-17	Stetson.....H	78-50	W
D-20	Fla. International.....H	74-64	W
D-27	Appalachian State.....1	75-63	W
D-28	#14 New Mexico.....A	64-75	L
D-31	Morgan State.....H	91-57	W
J-2	#22 Arkansas.....A	91-74	W
J-5	Georgia.....H	73-66	W
J-8	Alabama.....H	46-59	L
J-11	#3 Kentucky.....H	73-69	W
J-15	Miss. State.....A	64-75	L
J-18	Vanderbilt.....A	64-67	L
J-22	Tennessee.....H	70-48	W
J-25	South Carolina.....A	63-86	L
J-29	Arkansas.....H	71-52	W
F-1	Auburn.....H	57-46	W
F-5	LSU.....A	79-73	W
F-12	Alabama.....A	54-57	L
F-19	Miss. State.....H	84-61	W
F-23	Florida.....A	67-65	W
F-26	LSU.....H	74-68	W
M-1	Auburn.....A	71-63	W

SEC TOURNAMENT

M-7	Vanderbilt.....2	64-62	W
M-8	#6 Kentucky.....2	70-88	L

NCAA TOURNAMENT

M-14	Temple.....3	40-62	L
------	--------------	-------	---

Key to Neutral Sites: 1- Albuquerque, N.M.; 2- Memphis, Tenn.; 3- Kansas City, Mo.

1997-98
SEC WESTERN DIVISION CHAMPIONS
NCAA TOURNAMENT

Record: 22-7, 12-4 SEC
Head Coach: Rob Evans

N-19	La. Tech.....H	88-56	W
N-22	#18 Temple.....H	87-74	W
N-24	Ark.-Pine Bluff.....H	81-36	W
D-5	Long Island.....1	102-99	W
D-6	Ball State.....1	66-70	L
D-13	Wichita State.....A	71-48	W
D-17	Belmont.....H	100-59	W
D-20	Prairie View A&M.....H	106-59	W
D-22	Louisville.....A	74-70	W
D-30	Northwestern St.....H	99-52	W
J-3	#11 South Carolina.....H	73-54	W
J-7	Florida.....H	90-79	W
J-10	Alabama.....A	74-63	W
J-17	Tennessee.....A	67-77	L
J-21	LSU.....H	80-58	W
J-24	Miss. State (2ot).....H	81-77	W
J-28	Georgia.....A	68-70	L
J-31	Auburn.....A	67-68	L
F-5	#14 Arkansas.....A	87-100	L
F-7	Alabama.....H	75-74	W
F-11	Vanderbilt.....H	87-76	W
F-14	#7 Kentucky.....A	73-64	W
F-18	LSU.....A	83-57	W
F-21	Miss. State.....A	82-78	W
F-25	#12 Arkansas.....H	81-65	W
F-28	Auburn.....H	74-67	W

SEC TOURNAMENT

M-6	Georgia.....2	72-67	W
M-7	#15 South Carolina.....2	77-87	L

NCAA TOURNAMENT

M-13	Valparaiso.....3	69-70	L
------	------------------	-------	---

Key to Neutral Sites: 1- Muncie, Ind.; 2- Atlanta, Ga.; 3- Oklahoma City, Okla.

ROD BARNES
141-109 (1999-2006)

SEC TOURNAMENT

M-7	Florida.....2	62-75	L
-----	---------------	-------	---

Key to Neutral Sites: 1- Iowa City, Iowa; 2- New Orleans, La.

1998-99

Record: 20-13, 8-8 SEC
Head Coach: Rod Barnes

NCAA TOURNAMENT

N-13	Alabama State.....H	87-45	W
N-16	Belmont.....H	91-42	W
N-18	#7 Temple.....A	52-68	L
N-23	Alabama A&M.....H	89-45	W
N-28	Austin Peay State.....H	105-62	W
D-2	Northeast Louisiana.....H	95-62	W
D-5	Louisville.....H	88-69	W
D-7	West Alabama.....H	101-68	W
D-12	Memphis (ot).....A	72-78	L
D-21	St. Joseph's.....1	66-61	W
D-22	#23 Oklahoma.....1	75-72	W
D-23	Ohio State.....1	62-67	L
D-29	Prairie View A&M.....H	111-50	W
J-2	Vanderbilt.....A	64-79	L
J-6	Alabama.....H	78-60	W
J-9	#18 Arkansas.....A	76-65	W
J-13	#8 Auburn.....H	59-74	L
J-16	#6 Kentucky.....H	57-63	L
J-20	Miss. State.....H	81-68	W
J-23	Georgia.....H	85-76	W
J-27	South Carolina.....A	66-67	L
J-30	#21 Arkansas.....H	89-81	W
F-3	LSU.....A	82-66	W
F-6	Florida.....A	79-68	W
F-9	#3 Auburn.....A	66-95	L
F-17	Tennessee.....H	67-69	L
F-20	Miss. State.....A	69-72	L
F-24	Alabama.....A	74-78	L
F-27	LSU.....H	79-57	W

SEC TOURNAMENT

M-4	South Carolina.....2	64-60	W
M-5	#14 Kentucky.....2	73-83	L

NCAA TOURNAMENT

M-12	Villanova.....3	72-70	W
M-14	#2 Michigan State.....3	66-74	L

Key to Neutral Sites: 1- San Juan, Puerto Rico; 2- Atlanta, Ga.; 3- Milwaukee, Wis.

1999-2000

NATIONAL INVITATION TOURNAMENT

Record: 19-14, 5-11 SEC
Head Coach: Rod Barnes

N-19	Jacksonville State.....H	74-59	W
N-23	McNeese State.....H	86-59	W
N-26	Furman.....1	75-61	W
N-27	Oregon State.....1	77-58	W
N-28	Wisconsin-Green Bay.....1	57-53	W
D-1	Alabama State.....A	77-65	W
D-4	Oklahoma.....A	73-81	L
D-7	Va. Commonwealth.....H	75-62	W
D-11	Memphis.....H	74-64	W
D-15	Southeastern La.....H	77-46	W
D-19	Louisiana-Monroe.....H	76-60	W
D-29	Prairie View A&M.....H	98-74	W
J-2	Birmingham-So.....H	89-48	W
J-5	Arkansas.....A	64-71	L
J-8	#6 Florida.....H	71-75	L
J-12	Miss. State.....H	59-61	L
J-15	#12 Tennessee.....A	60-98	L
J-19	#18 Kentucky.....A	69-74	L
J-22	#4 Auburn (ot).....H	79-77	W
J-29	Alabama.....H	67-96	L
F-2	Arkansas.....H	87-82	W
F-9	South Carolina.....H	83-75	W
F-12	Georgia.....A	65-71	L
F-16	#16 LSU.....H	53-97	L
F-19	#12 Auburn.....A	72-75	L
F-23	Miss. State.....A	67-80	L
F-26	#24 Vanderbilt.....H	75-67	W
M-1	Alabama.....H	63-59	W
M-4	#12 LSU.....A	60-64	L

SEC TOURNAMENT

M-9	#11 Florida.....2	67-89	L
-----	-------------------	-------	---

2000-01

SEC WESTERN DIVISION CHAMPIONS
NCAA TOURNAMENT SWEET SIXTEEN

Record: 27-8, 11-5 SEC
Head Coach: Rod Barnes

N-18	Arkansas-Pine Bluff.....H	98-47	W
N-22	Sam Houston State.....H	71-65	W
N-25	Va. Commonwealth (ot).....A	88-84	W
N-28	Louisiana-Monroe.....H	76-62	W
D-2	#14 Oklahoma.....H	60-55	W
D-5	Kansas State.....H	60-46	W
D-9	Memphis.....A	64-56	W
D-13	SE Louisiana.....H	58-46	W
D-18	Troy State.....H	92-65	W
D-21	Southern Illinois.....1	70-66	W
D-22	#13 Southern Cal (ot).....1	84-83	W
D-23	Iowa State.....1	68-73	L
D-30	Morris Brown.....H	94-59	W
J-6	Vanderbilt.....A	81-68	W
J-10	Arkansas.....A	53-48	W
J-13	Georgia.....H	66-70	L
J-17	#15 Alabama.....A	63-82	L
J-20	Kentucky.....H	65-55	W
J-27	Miss. State.....A	69-79	L
J-31	Arkansas.....H	84-73	W
F-3	Auburn.....A	74-70	W
F-7	LSU.....H	50-33	W
F-10	#10 Tennessee.....H	87-71	W
F-14	Miss. State.....H	51-48	W
F-17	South Carolina.....A	67-61	W
F-21	Florida.....A	55-75	L
F-24	Auburn.....H	64-62	W
F-28	LSU (ot).....A	77-78	L
M-3	#20 Alabama.....H	105-71	W

SEC TOURNAMENT

M-9	Tennessee.....2	86-73	W
M-10	#5 Florida.....2	74-69	W
M-11	#15 Kentucky.....2	55-77	L

NCAA TOURNAMENT

M-16	Iona.....3	72-70	W
M-18	#19 Notre Dame.....3	59-56	W
M-23	#5 Arizona.....4	56-66	L

Key to Neutral Sites: 1- Laie, Hawaii; 2- Nashville, Tenn.; 3- Kansas City, Mo.; 4- San Antonio, Texas

NATIONAL INVITATION TOURNAMENT

M-15	UNC Charlotte.....H	62-45	W
M-21	Southwest Mo. St.....H	70-48	W
M-23	N.C. State.....A	54-77	L

Key to Neutral Sites: 1- Greenville, S.C.; 2- Atlanta, Ga.

2001-02

NCAA TOURNAMENT

Record: 20-11, 9-7 SEC
Head Coach: Rod Barnes

N-15	Bowling Green (ot).....1	78-82	L
N-17	Alaska Fairbanks.....1	75-58	W
N-18	Wichita State.....1	80-68	W
N-24	Kansas State.....A	67-65	W
N-28	Morris Brown.....H	92-45	W
D-1	George Mason.....H	70-71	L
D-3	Louisiana-Monroe.....H	78-43	W
D-7	#22 Memphis.....H	71-67	W
D-16	Tennessee-Martin.....2	83-72	W
D-21	IUPUI.....3	77-70	W
D-22	UTEP.....3	68-58	W
D-29	Arkansas-Pine Bluff.....H	95-53	W
J-2	Lipscomb.....H	75-49	W
J-6	Tennessee.....A	76-82	L
J-9	Auburn.....H	69-65	W
J-12	#22 Mississippi State.....H	66-59	W
J-15	#12 Kentucky.....A	64-87	L
J-19	Arkansas.....A	70-64	W
J-23	Louisiana State.....H	70-55	W
J-26	South Carolina.....H	71-53	W
J-30	Vanderbilt.....H	73-61	W
F-2	#16 Georgia.....A	72-79	L
F-6	#5 Alabama.....A	59-79	L
F-9	Arkansas.....H	79-67	W
F-13	Auburn.....A	62-65	L
F-16	#6 Florida.....H	68-51	W
F-23	Miss. State.....A	59-61	L
F-27	Louisiana State.....A	56-59	L
M-3	#6 Alabama.....H	84-56	W

SEC TOURNAMENT

M-7	South Carolina.....4	67-69	L
-----	----------------------	-------	---

NCAA TOURNAMENT

M-15	UCLA.....5	58-80	L
------	------------	-------	---

Key to Neutral Sites: 1- Fairbanks, Alaska; 2- Southaven, Miss.; 3- El Paso, Texas; 4- Atlanta, Ga.; 5- Pittsburgh, Pa.

2002-03

Record: 14-15, 4-12 SEC
Head Coach: Rod Barnes

N-24	East Carolina.....A	58-65	L
N-27	Alabama State.....H	74-58	W
N-30	George Mason.....A	56-49	W
D-4	Austin Peay.....H	74-46	W
D-14	VCU.....H	82-68	W
D-17	Louisiana-Monroe.....H	80-57	W
D-19	Memphis.....A	51-58	L
D-21	Nicholls State.....H	63-52	W
D-23	Evansville.....H	87-69	W
D-28	Arkansas-Pine Bluff.....H	71-38	W
D-31	Samford.....H	57-49	W
J-8	South Carolina.....A	49-55	L
J-11	Tennessee.....H	64-66	L
J-18	#23 LSU.....A	67-57	W
J-21	#15 Alabama.....H	76-57	W
J-25	Arkansas.....H	73-54	W
J-29	#21 Miss. State.....H	57-58	L
F-1	Vanderbilt.....A	68-76	L
F-5	Auburn.....A	71-77	L
F-8	#6 Kentucky.....H	62-80	L
F-12	#4 Florida.....A	55-74	L
F-15	#19 Miss. State (ot).....A	64-68	L
F-22	Auburn.....H	75-80	L
F-26	#21 Georgia.....H	82-89	L
M-2	Alabama.....A	63-86	L
M-5	LSU.....H	64-77	L
M-8	Arkansas.....A	64-54	W

SEC TOURNAMENT

M-13	South Carolina.....1	62-56	W
M-14	Miss. State.....1	64-73	L

Key to Neutral Sites: 1- New Orleans, La.

2003-04

Record: 13-15, 5-11 SEC
Head Coach: Rod Barnes

N-21	Arkansas State.....H	69-74	L
N-25	Centenary.....H	72-60	W
N-29	SE Louisiana.....H	52-48	W

D-3	Florida State.....A	60-66	L
D-6	Memphis.....H	62-73	L
D-17	Evansville.....A	69-66	W
D-20	Louisiana-Monroe.....H	66-64	W
D-22	Jacksonville State.....H	64-56	W
D-28	Nicholls State.....H	79-46	W
D-30	Alabama State.....H	68-44	W
J-3	East Carolina.....H	65-49	W
J-7	#22 Miss. State.....H	54-61	L
J-10	Auburn.....A	53-80	L
J-17	Arkansas.....A	78-86	L
J-21	LSU.....H	53-49	W
J-24	Alabama.....H	71-60	W
J-28	#5 Kentucky.....A	61-71	L
J-31	#24 South Carolina.....H	79-68	W
F-4	Georgia.....A	51-64	L
F-7	#7 Miss. State.....A	56-80	L
F-14	Auburn.....H	72-68	W
F-18	Tennessee.....A	66-83	L
F-21	Florida.....H	66-81	L
F-25	Vanderbilt.....L	65-77	L
F-28	Alabama.....A	69-84	L
M-3	LSU.....A	45-58	L
M-6	Arkansas.....H	55-45	W
SEC TOURNAMENT			
M-11	Vanderbilt.....1	50-70	L

Key to Neutral Sites: 1- Atlanta, Ga.

2004-05

Record: 14-17, 4-12 SEC
Head Coach: Rod Barnes

N-14	South Carolina State.....1	64-52	W
N-15	Air Force.....1	36-60	L
N-16	Illinois State.....1	52-70	L
N-19	Tennessee Tech.....H	91-68	W
D-1	Arkansas State.....A	68-70	L
D-4	Florida State.....H	64-69	L
D-11	Memphis.....A	65-53	W
D-13	Nicholls State.....H	87-55	W
D-15	Troy.....H	81-49	W
D-18	Louisiana-Monroe.....H	84-58	W
D-21	Tennessee-Martin.....2/N	92-64	W
D-29	VCU.....A	63-62	W
D-31	SE Louisiana.....H	64-48	W
J-5	Arkansas.....A	46-69	L
J-8	#18 Miss. State.....H	76-87	L
J-12	Georgia.....H	59-54	W
J-15	Auburn.....A	79-72	W
J-19	#8 Kentucky.....H	50-53	L
J-22	#22 Alabama.....H	58-66	L
J-26	LSU.....A	60-70	L
J-29	Vanderbilt.....A	51-73	L
F-2	Auburn.....H	70-55	W
F-5	Arkansas.....H	65-66	L
F-12	#17 Alabama.....A	45-71	L
F-16	Florida.....A	53-90	L
F-19	Tennessee.....H	60-58	W
F-26	Miss. State.....A	68-71	L
M-2	LSU.....H	53-58	L
M-6	South Carolina (ot).....A	70-76	L
SEC TOURNAMENT			
M-10	South Carolina.....3	53-52	W
M-11	#20 Alabama.....3	52-69	L

Key to Neutral Sites: 1- Milwaukee, Wisc.; 2- Tupelo, Miss.; 3- Atlanta, Ga.

2005-06

Record: 14-16, 4-12 SEC
Head Coach: Rod Barnes

N-18	Southern Utah.....1	69-62	W
N-19	New Mexico.....A	42-95	L
N-20	South Carolina State.....1	71-47	W
N-26	Centenary.....H	107-67	W
N-29	Louisiana-Monroe.....H	59-43	W
D-10	UIC (ot).....A	75-87	L
D-13	Saint Louis.....H	77-64	W
D-15	Nicholls State.....H	69-43	W
D-17	#5 Memphis.....H	49-72	L
D-19	Arkansas State.....H	85-78	W
D-21	SE Louisiana.....H	68-62	W
D-30	Alcorn State.....A	82-69	W
J-3	Western Carolina.....H	65-59	W
J-7	Alabama.....A	71-61	W
J-11	South Carolina.....H	68-63	W
J-14	Miss. State.....H	75-65	W
J-21	Georgia.....A	65-72	L
J-25	Arkansas.....A	58-71	L

J-28	LSU.....H	73-79	L
J-31	#8 Florida.....H	58-69	L
F-4	#13 Tennessee.....A	72-86	L
F-8	Auburn.....A	50-58	L
F-11	Alabama.....H	50-64	L
F-15	Arkansas.....H	73-70	W
F-18	Miss. State.....A	55-84	L
F-22	Kentucky.....A	40-80	L
F-25	Auburn.....H	54-58	L
M-1	Vanderbilt.....H	62-77	L
M-4	#21 LSU.....A	52-55	L

ANDY KENNEDY 245-156 (2007-18)

2006-07 SEC WESTERN DIVISION CHAMPIONS NATIONAL INVITATION TOURNAMENT

Record: 21-13, 8-8 SEC
Head Coach: Andy Kennedy

N-10	Miss. Valley State.....H	72-49	W
N-14	Louisiana-Lafayette.....H	69-54	W
N-17	Fairfield.....1	70-67	W
N-18	Central Arkansas.....1	75-61	W
N-19	#21 Connecticut.....A	59-77	L
N-22	Tennessee Tech.....H	86-77	W
N-24	Nicholls.....H	100-80	W
N-30	New Orleans.....H	85-77	W
D-9	#16 Memphis.....A	70-82	L
D-12	Louisiana-Monroe.....H	87-53	W
D-16	South Alabama.....A	82-72	W
D-19	UIC.....H	77-64	W
D-22	Alabama A&M.....H	81-57	W
D-30	Saint Louis.....A	56-59	L
J-6	Kentucky.....H	58-68	L
J-10	Mississippi State.....A	67-77	L
J-13	Arkansas.....H	74-72	W
J-17	#16 LSU.....A	55-62	L
J-20	#1 Florida.....A	70-79	L
J-24	Tennessee.....H	83-69	W
J-27	Vanderbilt.....A	80-85	L
J-30	Mississippi State.....H	85-73	W
F-3	Auburn.....A	82-59	W
F-10	#18 Alabama.....H	75-69	W
F-14	LSU.....H	71-70	W
F-17	Arkansas.....A	66-83	L
F-21	Georgia.....H	67-49	W
F-24	South Carolina.....A	63-76	L
F-28	Alabama.....A	58-69	L
M-3	Auburn.....H	83-79	W
SEC TOURNAMENT			
M-9	LSU.....2	80-60	W
M-10	#6 Florida.....2	59-80	L
NATIONAL INVITATION TOURNAMENT			
M-14	Appalachian State.....H	73-59	W
M-19	Clemson.....A	68-89	L

Key to Neutral Sites: 1- Hartford, Ct.; 2- Atlanta

SEC TOURNAMENT

M-9	Kentucky.....2	57-71	L
-----	----------------	-------	---

Key to Neutral Sites: 1- Albuquerque, N.M.; 2- Nashville, Tenn.

2007-08

NIT - FINAL FOUR

Record: 24-11, 7-9 SEC
Head Coach: Andy Kennedy

N-10	Miss. Valley State.....H	97-63	W
N-13	South Alabama.....H	81-78	W
N-16	Lamar.....H	108-70	W
N-24	Louisiana-Monroe.....H	94-70	W
N-27	Troy.....H	102-76	W
D-1	New Mexico.....H	85-77	W
D-8	UCF.....A	76-67	W
D-13	Winthrop.....1	76-71	W
D-20	DePaul.....2	69-63	W
D-21	La Salle.....2	84-77	W
D-22	#15 Clemson.....2	85-82	W
D-28	Southern Miss.....3	78-58	W
J-2	Alabama A&M.....H	86-50	W
J-9	#8 Tennessee.....A	83-85	L
J-12	LSU.....H	74-71	W
J-16	Florida.....H	89-87	W
J-19	Auburn.....A	77-80	L
J-26	Mississippi State.....A	68-88	L

J-30	#19 Vanderbilt.....H	74-58	W
F-2	South Carolina.....H	77-80	L
F-9	Arkansas.....A	69-75	L
F-11	Presbyterian.....H	66-55	W
F-13	Alabama.....A	67-76	L
F-16	Auburn.....H	78-90	L
F-20	Mississippi State.....H	74-63	W
F-23	LSU.....A	49-69	L
F-27	Kentucky.....A	54-58	L
M-1	Alabama.....H	91-88	W
M-4	Arkansas.....H	81-72	W
M-8	Georgia.....A	76-62	W
SEC TOURNAMENT			
M-13	Georgia (ot).....4	95-97	L
NATIONAL INVITATION TOURNAMENT			
M-19	UC Santa Barbara.....H	83-68	W
M-24	Nebraska (ot).....H	85-75	W
M-26	Virginia Tech.....A	81-72	W
4-1	Ohio State.....5	69-81	L

Key to Neutral Sites: 1- Jackson, Miss.; 2- San Juan, Puerto Rico; 3- Southaven, Miss.; 4- Atlanta, Ga.; 5- New York, N.Y.

2008-09

Record: 16-15, 7-9 SEC
Head Coach: Andy Kennedy

N-14	Arkansas State.....H	65-52	W
N-18	South Alabama.....H	89-71	W
N-21	Utah.....1	72-83	L
N-23	Marshall.....1	82-78	W
N-26	UCF.....H	78-46	W
N-29	Morgan State.....H	78-70	W
D-3	West Virginia.....H	78-80	L
D-6	New Orleans.....A	78-65	W
D-13	New Mexico.....A	70-103	L
D-15	Alabama State.....H	85-81	W
D-18	#9 Louisville.....2	68-77	L
D-22	Florida A&M.....H	86-63	W
D-30	Southern Miss.....3	59-78	L
J-3	Nicholls.....H	53-41	W
J-10	Florida.....A	68-78	L
J-14	Arkansas.....H	74-65	W
J-17	LSU.....H	51-83	L
J-21	Alabama.....A	73-76	L
J-24	South Carolina.....A	71-82	L
J-27	#24 Kentucky.....H	85-80	W
J-31	Mississippi State.....A	67-63	W
F-4	Auburn.....H	78-59	W
F-7	Vanderbilt.....A	61-71	L
F-14	LSU.....A	66-73	L
F-18	Tennessee.....H	81-65	W
F-21	Georgia.....H	69-47	W
F-25	Auburn.....A	64-77	L
F-28	Alabama.....H	69-90	L
M-4	Arkansas (ot).....A	98-91	W

2009-10

**SEC WESTERN DIVISION CHAMPIONS
NIT - FINAL FOUR**
Record: 24-11, 9-7 SEC
Head Coach: Andy Kennedy

N-13	UALR.....H	92-64	W
N-16	Alabama State.....H	90-53	W
N-19	Indiana.....1	89-71	W
N-20	Kansas State.....1	86-74	W
N-22	#5 Villanova.....1	67-79	L
N-29	Tex. A&M-Corpus Christi.....H	73-58	W
D-2	Arkansas State.....A	79-57	W
D-5	Southern Miss.....H	81-79	W
D-12	McNeese State.....H	83-67	W
D-16	UTEP (ot).....2	91-81	W
D-19	Centenary.....H	108-64	W
D-23	#6 West Virginia.....A	66-76	L
D-29	Jacksonville State.....H	90-75	W
J-5	UCF.....H	84-56	W
J-9	Mississippi State.....H	75-80	L
J-13	Georgia.....A	80-76	W
J-16	#9 Tennessee (ot).....A	69-71	L
J-20	South Carolina.....H	66-57	W
J-23	LSU.....A	73-63	W
J-28	Auburn.....A	84-74	W
J-31	Arkansas.....H	73-80	L
F-2	#3 Kentucky.....A	75-85	L
F-6	Alabama.....H	74-67	W
F-11	Mississippi State.....A	63-71	L
F-18	#17 Vanderbilt.....H	73-82	L

F-20	Florida.....H	61-64	L
F-24	Auburn.....H	85-75	W
F-27	Alabama.....A	76-73	W
M-4	LSU.....H	72-59	W
M-6	Arkansas.....A	68-66	W

SEC TOURNAMENT

M-12	#13 Tennessee.....3	65-76	L
NATIONAL INVITATION TOURNAMENT			
M-17	Troy.....H	84-65	W
M-19	Memphis.....H	90-81	W
M-23	Texas Tech (2ot).....H	90-87	W
M-30	Dayton.....4	63-68	L

Key to Neutral Sites: 1- San Juan, Puerto Rico; 2- Southaven, Miss.; 3- Nashville, Tenn.; 4- New York, N.Y.

M-7	Mississippi State.....H	80-82	L
-----	-------------------------	-------	---

SEC TOURNAMENT

M-12	Kentucky.....4	58-71	L
------	----------------	-------	---

Key to Neutral Sites: 1- Daytona Beach, Fla.; 2- Cincinnati, Ohio; 3- Biloxi, Miss.; 4- Tampa, Fla.

2010-11

NATIONAL INVITATION TOURNAMENT
Record: 20-14, 7-9 SEC
Head Coach: Andy Kennedy

N-12	Arkansas State.....H	68-60	W
N-17	Murray State.....H	77-61	W
N-20	Dayton (ot).....H	71-78	L
N-26	Penn State.....H	84-71	W
N-30	Miami (Fla.).....A	73-86	L
D-4	Southern Miss.....H	86-81	W
D-11	UALR.....A	84-70	W
D-13	Mississippi Valley St.....H	101-69	W
D-18	ETSU.....H	71-50	W
D-22	Texas State.....1	83-72	W
D-23	Colorado State.....1	61-68	L
D-24	Saint Louis.....1	69-61	W
D-30	Alcorn State.....H	100-62	W
J-2	Southeastern La.....H	68-59	W
J-5	SMU.....A	75-57	W
J-8	Florida.....A	71-77	L
J-13	Mississippi State.....H	64-69	L
J-15	#24 Georgia.....H	76-98	L
J-19	Vanderbilt.....A	74-84	L
J-22	LSU.....A	78-51	W
J-29	Tennessee.....H	57-74	L
F-1	#10 Kentucky.....H	71-69	W
F-5	Arkansas.....A	69-60	W
F-9	LSU.....H	66-60	W
F-12	Alabama.....A	64-74	L
F-16	Auburn.....H	90-59	W
F-19	Mississippi State.....A	58-71	L
F-22	South Carolina.....A	73-79	L
F-26	Alabama.....H	68-63	W
M-2	Auburn.....A	73-76	L
M-5	Arkansas.....H	84-74	W
SEC TOURNAMENT			
M-10	South Carolina.....2	66-55	W
M-11	#15 Kentucky.....2	66-75	L
NATIONAL INVITATION TOURNAMENT			
M-16	California.....A	74-77	L

Key to Neutral Sites: 1- Cancun, Mexico; 2- Atlanta, Ga.

2011-12

NATIONAL INVITATION TOURNAMENT
Record: 20-14, 8-8 SEC
Head Coach: Andy Kennedy

N-11	Louisiana-Monroe.....H	60-38	W
N-14	Grambling.....H	69-39	W
N-18	Drake.....1	63-59	W
N-20	#19 Marquette.....1	66-96	L
N-21	TCU.....1	80-69	W
N-25	Miami (Fla.) (ot).....H	64-61	W
D-1	DePaul.....H	70-68	W
D-4	Penn State.....A	72-70	W
D-10	Mississippi Valley State.....H	80-56	W
D-14	Louisiana-Lafayette.....H	66-54	W
D-17	Southern Miss.....A	82-86	L
D-21	Middle Tennessee.....2	56-68	L
D-30	Dayton.....A		

J-18	#15 Mississippi State	H	75-68	W
J-21	Georgia	A	66-63	W
J-26	#13 Florida	H	60-64	L
J-28	South Carolina	H	66-62	W
F-4	Alabama (2ot)	A	67-69	L
F-9	#18 Mississippi State	A	60-70	L
F-11	Auburn	H	61-54	W
F-16	Vanderbilt	H	76-102	L
F-18	#1 Kentucky	A	62-77	L
F-22	Tennessee	A	60-73	L
F-25	LSU	H	72-48	W
F-28	Arkansas	A	77-75	W
M-3	Alabama	H	60-51	W
SEC TOURNAMENT				
M-8	Auburn		68-54	W
M-9	Tennessee (ot)		77-72	W
M-10	Vanderbilt		53-65	L

J-4	Dayton (ot)	H	80-83	L
J-9	Auburn	H	65-62	W
J-11	Mississippi State	A	72-76	L
J-15	LSU (ot)	H	88-74	W
J-18	South Carolina	A	75-74	W
J-22	Vanderbilt	A	63-52	W
J-25	Mississippi State	H	82-63	W
J-29	Tennessee	A	70-86	L
F-1	South Carolina	H	75-71	W
F-4	Kentucky	A	64-80	L
F-8	Missouri	H	91-88	W
F-11	Alabama	A	64-67	L
F-15	Georgia	A	60-61	L
F-18	Kentucky	H	70-84	L
F-22	Florida	H	71-75	L
F-26	Alabama	H	79-67	W
M-1	Texas A&M	A	60-71	L
M-5	Arkansas	A	80-110	L
M-8	Vanderbilt	H	65-62	W
SEC TOURNAMENT				
M-13	Mississippi State		78-66	W
M-14	Georgia		73-75	L

J-2	#11 Kentucky	A	61-83	L
J-7	Alabama	H	74-66	W
J-9	Georgia	H	72-71	W
J-13	LSU	A	81-90	L
J-16	Florida	H	71-80	L
J-19	#18 South Carolina (ot)	H	74-77	L
J-23	Mississippi State	A	77-83	L
J-27	Auburn	H	80-63	W
J-30	%Kansas State	H	64-69	L
F-3	Missouri	A	76-73	W
F-6	Vanderbilt	H	85-78	W
F-9	Florida	A	72-77	L
F-13	Arkansas	H	76-60	W
F-16	#24 Texas A&M	A	56-71	L
F-20	Auburn	A	69-59	W
F-23	Missouri	H	85-76	W
F-27	Georgia	A	66-80	L
M-2	Mississippi State	H	86-78	W
M-5	Tennessee	A	83-60	W
SEC TOURNAMENT				
M-10	Alabama		73-81	L

J-3	Georgia	A	60-71	L
J-6	Mississippi State	H	64-58	W
J-9	#22 Auburn	A	70-85	L
J-13	Florida	H	78-72	W
J-16	Texas A&M	A	69-71	L
J-20	Arkansas	A	93-97	L
J-23	Alabama	H	78-66	W
J-27	%Texas	A	72-85	L
J-30	#11 Auburn	H	70-79	L
F-3	#18 Tennessee	A	61-94	L
F-6	Missouri	H	69-75	L
F-10	LSU	A	66-82	L
F-13	Arkansas	H	64-75	L
F-17	Mississippi State	A	62-79	L
F-20	Missouri (ot)	A	90-87	W*
F-24	#19 Tennessee	H	65-73	L*
F-28	#23 Kentucky	A	78-96	L*
M-3	Vanderbilt	H	69-82	L*
SEC TOURNAMENT				
M-7	South Carolina		84-85	L*

2012-13 SEC TOURNAMENT CHAMPIONS NCAA TOURNAMENT THIRD ROUND

Record: 27-9, 12-6 SEC
Head Coach: Andy Kennedy

N-9	Mississippi Valley State	H	93-57	W
N-13	Coastal Carolina	H	90-72	W
N-16	UALR	H	92-52	W
N-20	McNeese State	H	76-50	W
N-23	Lipscomb	H	91-45	W
D-1	%Rutgers	H	80-67	W
D-8	Middle Tennessee	A	62-65	L
D-14	ETSU	H	77-55	W
D-19	Loyola Marymount	A	73-70	W
D-22	Indiana State (ot)	1	85-87	L
D-23	San Francisco		85-78	W
D-25	Hawaii	1	81-66	W
J-4	Fordham	H	95-68	W
J-9	Tennessee	A	92-74	W
J-12	#10 Missouri	H	64-49	W
J-15	Vanderbilt (ot)	A	89-79	W
J-19	Arkansas	H	76-64	W
J-24	Tennessee	H	62-56	W
J-26	Auburn	A	63-61	W
J-29	Kentucky	H	74-87	L
F-2	#4 Florida	A	64-78	L
F-6	Mississippi State	H	93-75	W
F-9	#21 Missouri	A	79-98	L
F-13	Texas A&M	A	67-69	L
F-16	Georgia (ot)	H	84-74	W
F-20	South Carolina	A	62-63	L
F-23	Auburn	H	88-55	W
F-27	Texas A&M	H	82-73	W
M-2	Mississippi State	A	67-73	L
M-5	Alabama	H	87-83	W
M-9	LSU	A	81-67	W

SEC TOURNAMENT

M-15	Missouri		64-62	W
M-16	Vanderbilt		64-52	W
M-17	#13 Florida		66-63	W

NCAA TOURNAMENT

M-22	#18 Wisconsin		57-46	W
M-24	LaSalle		74-76	L

Key to Neutral Sites: 1- Honolulu, Hawaii; 2- Nashville, Tenn.; 3- Kansas City, Mo.
%=SEC/Big East Challenge

2013-14 NATIONAL INVITATION TOURNAMENT

M-14	Illinois State (ot)	H	93-96	L
------	---------------------	---	-------	---

Key to Neutral Sites: 1- St. Thomas, U.S. Virgin Islands; 2- Southaven, Miss.; 3- New Orleans, La.

Record: 19-14, 9-9 SEC
Head Coach: Andy Kennedy

N-8	Troy	H	69-54	W
N-16	Coastal Carolina	A	72-70	W
N-22	Mississippi Valley State	H	111-82	W
N-26	North Carolina A&T	H	84-50	W
N-29	Georgia Tech	1	77-67	W
N-30	Penn State	1	79-76	W
D-5	%Kansas State	A	58-61	L
D-8	Oregon (ot)	H	105-115	L
D-14	Middle Tennessee	H	72-63	W
D-18	Louisiana-Monroe	H	75-62	W
D-22	Mercer	H	76-79	L
D-30	Western Kentucky	A	79-74	W

2014-15 SEC TOURNAMENT CHAMPIONS NCAA TOURNAMENT SECOND ROUND

Record: 21-13, 11-7 SEC
Head Coach: Andy Kennedy

N-14	Charleston Southern	H	66-65	L
N-17	Troy	A	74-64	W
N-20	Southern	H	69-38	W
N-23	Northern Arizona	H	80-74	W
N-28	#23 Creighton	1	75-68	W
N-29	Cincinnati	1	66-54	W
D-4	%TCU	H	54-66	L
D-7	Oregon (ot)	A	79-73	W
D-13	Western Kentucky	H	74-81	L
D-18	Coastal Carolina	H	71-68	W
D-22	Southeast Missouri	2	82-51	W
D-30	Dayton	A	74-78	L
J-3	Austin Peay	H	92-63	W
J-6	#1 Kentucky (ot)	A	86-89	L
J-10	South Carolina	H	65-49	W
J-14	LSU	H	71-75	L
J-17	#19 Arkansas	A	82-96	L
J-20	Georgia	A	64-69	L
J-24	Florida	H	72-71	W
J-28	Mississippi State	H	79-73	W
J-31	Missouri	A	67-47	W
F-4	Texas A&M	H	69-59	W
F-7	Auburn	A	86-79	W
F-12	Florida	A	62-61	W
F-14	Arkansas	H	70-71	L
F-19	Mississippi State	A	71-65	W
F-21	Tennessee	H	59-57	W
F-25	Georgia	H	72-76	L
F-28	LSU	A	63-73	L
M-3	Alabama	A	82-74	W
M-7	Vanderbilt	H	77-86	L

SEC TOURNAMENT

M-12	South Carolina		60-58	L
------	----------------	--	-------	---

NCAA TOURNAMENT

M-17	BYU		94-90	W
M-19	Xavier		76-57	L

Key to Neutral Sites: 1- Destin, Fla.; 2- Southaven, Miss.; 3- Nashville, Tenn.; 4- Dayton, Ohio; 5- Jacksonville, Fla.

2015-16 SEC TOURNAMENT CHAMPIONS NCAA TOURNAMENT FIRST ROUND

Record: 20-12, 10-8 SEC
Head Coach: Andy Kennedy

N-13	Northwestern State	H	90-76	W
N-16	Georgia Southern	H	82-72	W
N-19	George Mason	1	62-68	L
N-20	Towson	1	76-60	W
N-22	Seton Hall	1	63-75	L
N-25	Georgia State	H	68-59	W
N-28	Bradley	A	67-54	W
D-5	Massachusetts	2	74-64	W
D-12	Southeastern Missouri	H	75-64	W
D-15	Louisiana Tech	H	99-80	W
D-18	Memphis	A	85-79	W
D-22	Troy (ot)	H	83-80	W

2016-17 NATIONAL INVITATION TOURNAMENT

Record: 22-14, 10-8 SEC
Head Coach: Andy Kennedy

N-11	UT Martin	H	86-83	W
N-14	UMass	H	90-88	W
N-18	Oral Roberts (ot)	1	95-88	W
N-20	Saint Joseph's	1	81-68	W
N-21	#12 Creighton	1	77-86	L
N-24	Montana	H	86-81	W
N-30	Middle Tennessee	H	62-77	L
D-3	Memphis	H	85-77	W
D-11	Virginia Tech	A	75-80	L
D-15	Murray State	H	78-73	W
D-19	Bradley	H	66-49	W
D-22	South Alabama	H	92-58	W
D-29	#8 Kentucky	H	76-99	L
J-3	#24 Florida	A	63-70	L
J-7	Auburn	H	88-85	W
J-11	Georgia	H	47-69	L
J-14	South Carolina	A	56-67	L
J-17	Tennessee	H	80-69	W
J-21	Missouri	A	75-71	W
J-25	Texas A&M	H	76-80	L
J-28	%#5 Baylor	H	75-78	L
J-31	Mississippi State	H	88-61	W
F-4	Vanderbilt	A	81-74	W
F-8	Tennessee	A	66-75	L
F-11	Auburn	H	90-84	W
F-14	LSU	H	96-76	W
F-18	Arkansas	A	80-98	L
F-21	Mississippi State (ot)	A	87-82	W
F-25	Missouri	H	80-77	W
M-1	Alabama	A	55-70	L
M-4	South Carolina	H	75-70	W

SEC TOURNAMENT

M-9	Missouri		86-74	W
M-10	Arkansas		72-73	L

NIT Tournament

M-14	Monmouth	A	91-83	W
M-18	Syracuse	A	85-80	W
M-21	Georgia Tech	H	66-74	L

Key to Neutral Sites: 1- U.S. Virgin Islands; 2- Nashville, Tenn.
%=SEC/Big 12 Challenge

2017-18 SEC TOURNAMENT CHAMPIONS NCAA TOURNAMENT FIRST ROUND

Record: 12-20, 5-13 SEC
Head Coach: Andy Kennedy

N-10	Louisiana	H	94-76	W
N-13	Eastern Kentucky	H	85-75	W
N-17	Georgia State	H	77-72	W
N-20	Utah	1	74-83	L
N-22	Rice	1	79-62	W
N-28	South Dakota State (ot)	H	97-99	L
D-2	Virginia Tech (ot)	H	80-83	L
D-9	Middle Tennessee	A	58-77	L
D-13	Sam Houston State	H	82-69	W
D-16	Illinois State (ot)	H	97-101	L
D-19	Texas A&M-Corpus Christi	H	85-63	W
D-22	Bradley	H	82-59	W
D-31	South Carolina	H	74-69	W

2018-19 NCAA TOURNAMENT FIRST ROUND

Record: 20-13, 10-8 SEC
Head Coach: Kermit Davis

N-10	Western Michigan	H	90-64	W
N-16	Butler	A	76-83	L
N-20	Nicholls	H	75-55	W
N-23	Baylor	1	78-70	W
N-24	Cincinnati	1	57-71	L
N-28	San Diego	H	93-86	W
D-1	Louisiana-Monroe	H	83-60	W
D-8	Illinois State	A	81-74	W
D-12	Southeastern Louisiana	2	69-47	W
D-16	Chattanooga	H	90-70	W
D-21	Middle Tennessee	3	74-56	W
D-29	Florida Gulf Coast	H	87-57	W
J-5	Vanderbilt	A	81-71	W
J-9	#10 Auburn	H	82-67	W
J-12	#14 Mississippi State	A	81-77	W
J-15	LSU	H	69-83	L
J-19	Arkansas	H	84-67	W
J-22	Alabama	A	53-74	L
J-26	%#24 Iowa State	H	73-87	L
J-30	Florida (ot)	A	86-90	L
F-2	#21 Mississippi State	H	75-81	L
F-6	Texas A&M	H	75-71	W
F-9	Georgia	A	80-64	W
F-13	Auburn	A	60-55	W
F-16	Missouri	H	75-65	W
F-19	South Carolina	A	64-79	L
F-23	Georgia	H	72-71	W
F-27	#6 Tennessee	H	71-73	L
M-2	Arkansas	A	73-74	L
M-5	#5 Kentucky	H	76-80	L
M-9	Missouri	A	73-68	W

SEC TOURNAMENT

M-14	Alabama		57-62	L
------	---------	--	-------	---

NCAA TOURNAMENT

M-22	Oklahoma		72-95	L
------	----------	--	-------	---

Key to Neutral Sites: 1- Destin, Fla.; 2- Jackson, Miss.; 3 - Nashville, Tenn.; 4 - Columbia, S.C.
%=SEC/Big 12 Challenge

2019-20 SEC TOURNAMENT CHAMPIONS NCAA TOURNAMENT FIRST ROUND

Record: 15-17, 6-12 SEC
Head Coach: Kermit Davis

N-8	Arkansas State	H	71-43	W
N-12	Norfolk State	H	68-55	W
N-15	Western Michigan	H	85-58	W
N-19				

D-14	Middle Tennessee.....H	82-64	W	J-11	Texas A&M.....A	51-67	L
D-21	Southeastern Louisiana.....2	83-76	W	J-15	#4 Auburn.....H	71-80	L
D-29	Tennessee Tech.....H	80-63	W	J-18	Missouri.....H	53-78	L
J-4	#23 Wichita State.....A	54-74	L	J-22	Mississippi State.....A	60-78	L
J-7	Texas A&M.....A	47-57	L	J-24	Florida.....H	70-54	W
J-11	Arkansas.....H	72-76	L	J-26	Arkansas.....H	55-64	L
J-14	Florida.....A	55-71	L	J-29	% Kansas State.....H	67-56	W
J-18	LSU.....H	76-80	L	F-1	#25 LSU.....A	76-72	W
J-21	Tennessee.....A	48-73	L	F-5	Florida (ot).....A	57-62	L
J-25	Georgia.....A	70-60	W	F-9	Alabama.....H	83-97	L
J-28	#16 Auburn (2ot).....H	82-83	L	F-12	Missouri.....A	68-74	L
F-1	#22 LSU.....A	63-73	L	F-15	South Carolina (ot).....H	74-77	L
F-5	South Carolina.....H	84-70	W	F-19	Georgia.....A	85-68	W
F-8	Florida.....H	68-51	W	F-23	#3 Auburn.....A	64-77	L
F-11	Mississippi State.....H	83-58	W	F-26	Texas A&M.....H	66-76	L
F-15	#12 Kentucky.....A	62-67	L	M-1	#6 Kentucky.....A	72-83	L
F-18	Missouri.....A	68-71	L	M-5	Vanderbilt.....H	61-63	L
F-22	Alabama.....H	78-103	L				
F-25	#15 Auburn.....A	58-67	L		SEC TOURNAMENT		
F-29	Vanderbilt.....H	86-60	W	M-9	Missouri.....3	60-72	L
M-4	Missouri.....H	75-67	W				
M-7	Mississippi State.....A	44-69	L				

SEC TOURNAMENT

M-11	Georgia.....3	63-81	L
------	---------------	-------	---

Key to Neutral Sites: 1- Brooklyn, N.Y.; 2- Jackson, Miss.; 3- Nashville, Tenn.

2020-21

NATIONAL INVITATION TOURNAMENT

Record: 16-12, 10-8 SEC
Head Coach: Kermit Davis

D-10	Jackson State.....H	80-45	W
D-12	UNCW.....H	78-58	W
D-14	Central Arkansas.....H	68-54	W
D-16	Middle Tennessee.....A	70-51	W
D-19	Dayton.....A	62-65	L
D-22	UT Martin.....H	90-43	W
D-29	Alabama.....A	64-82	L
J-2	Wichita State.....H	79-83	L
J-6	Auburn.....H	72-61	W
J-9	LSU.....H	61-75	L
J-12	Florida.....A	63-72	L
J-16	Georgia.....H	74-78	L
J-19	Mississippi State.....A	64-46	W
J-23	Texas A&M.....H	61-50	W
J-27	Arkansas.....A	59-74	L
J-30	Georgia.....A	61-71	L
F-2	#10 Tennessee.....H	52-50	W
F-6	Auburn (ot).....A	86-84	W
F-10	#10 Missouri.....H	80-59	W
F-13	South Carolina.....A	81-74	W
F-20	Mississippi State.....H	56-66	L
F-23	#24 Missouri.....A	60-53	W
F-27	Vanderbilt.....A	70-75	L
M-2	Kentucky.....H	70-62	W
M-6	Vanderbilt.....H	56-46	W

SEC TOURNAMENT

M-11	South Carolina.....1	76-59	W
M-12	LSU.....1	73-76	L

NATIONAL INVITATION TOURNAMENT

M-19	Louisiana Tech.....2	61-70	L
------	----------------------	-------	---

Key to Neutral Sites: 1- Nashville, Tenn.; 2- Frisco, Texas

2021-22

Record: 13-19, 4-14 SEC
Head Coach: Kermit Davis

N-9	New Orleans.....H	82-61	W
N-12	Charleston Southern.....H	93-68	W
N-18	Marquette.....1	72-78	L
N-19	Elon.....1	74-56	W
N-21	Boise State.....1	50-60	L
N-26	Mississippi Valley State.....H	73-58	W
N-30	Rider.....H	75-51	W
D-4	#18 Memphis.....H	67-63	W
D-11	Western Kentucky.....2	48-71	L
D-15	Middle Tennessee.....H	62-52	W
D-18	Dayton.....H	76-68	W
D-21	Samford.....H	73-75	L
J-5	#18 Tennessee (ot).....A	60-66	L
J-8	Mississippi State.....H	82-72	W

J-11	Texas A&M.....A	51-67	L
J-15	#4 Auburn.....H	71-80	L
J-18	Missouri.....H	53-78	L
J-22	Mississippi State.....A	60-78	L
J-24	Florida.....H	70-54	W
J-26	Arkansas.....H	55-64	L
J-29	% Kansas State.....H	67-56	W
F-1	#25 LSU.....A	76-72	W
F-5	Florida (ot).....A	57-62	L
F-9	Alabama.....H	83-97	L
F-12	Missouri.....A	68-74	L
F-15	South Carolina (ot).....H	74-77	L
F-19	Georgia.....A	85-68	W
F-23	#3 Auburn.....A	64-77	L
F-26	Texas A&M.....H	66-76	L
M-1	#6 Kentucky.....A	72-83	L
M-5	Vanderbilt.....H	61-63	L

SEC TOURNAMENT

M-9	Missouri.....3	60-72	L
-----	----------------	-------	---

Key to Neutral Sites: 1- Charleston, S.C.; 2- Atlanta, Ga.; 3- Tampa, Fla.
%=SEC/Big 12 Challenge

2022-23

Record: 12-21, 3-15 SEC
Head Coach: Kermit Davis

N-7	Alcorn State.....H	73-58	W
N-11	Florida Atlantic.....H	80-67	W
N-15	Chattanooga.....H	70-58	W
N-18	UT Martin.....H	72-68	W
N-24	Stanford.....1	72-68	W
N-25	Siena.....1	74-62	W
N-27	Oklahoma.....1	55-69	L
D-3	Memphis.....A	57-68	L
D-10	Valparaiso.....H	98-61	W
D-14	UCF.....H	61-72	L
D-17	Temple.....H	63-55	W
D-20	North Alabama.....H	65-66	L
D-28	#7 Tennessee.....H	59-63	L
J-3	#7 Alabama.....A	62-84	L
J-7	Mississippi State.....A	54-64	L
J-10	#21 Auburn.....H	73-82	L
J-14	Georgia.....H	58-62	L
J-17	South Carolina.....A	70-58	W
J-21	#25 Arkansas.....A	57-69	L
J-24	Missouri.....H	77-89	L
J-28	% Oklahoma State.....A	60-82	L
J-31	Kentucky.....H	66-75	L
F-4	Vanderbilt.....A	71-74	L
F-7	Georgia.....A	78-74	W
F-11	South Carolina.....H	61-64	L
F-15	Florida.....A	64-79	L
F-18	Mississippi State (ot).....H	61-69	L
F-22	Auburn.....A	74-78	L
F-25	LSU.....H	82-69	W
F-28	#25 Texas A&M.....H	61-69	L
M-4	Missouri.....A	77-82	L

SEC TOURNAMENT

M-8	South Carolina.....2	67-61	W
M-9	#17 Tennessee.....2	55-70	L

Key to Neutral Sites: 1- Orlando, Fla.; 2- Nashville, Tenn.
%=SEC/Big 12 Challenge

'23'24

Schedule

- >> Nov. 6 Alabama St.
- >> Nov. 10 Eastern Washington
- >> Nov. 14 Detroit Mercy
- >> Nov. 17 Sam Houston St. ¹
Nov. 22 at Temple
- >> Nov. 28 NC State ²
- >> Dec. 2 Memphis
- >> Dec. 5 Mount Saint Mary's
Dec. 10 at UCF
- >> Dec. 16 vs. California ³
- >> Dec. 19 Troy
Dec. 23 vs. Southern Miss ⁴
- >> Dec. 31 Bryant
Jan. 6 at Tennessee
- >> Jan. 10 Florida
- >> Jan. 13 Vanderbilt
Jan. 17 at LSU
- >> Jan. 20 at Auburn
- >> Jan. 24 Arkansas
Jan. 27 at Texas A&M
- >> Jan. 30 MSU
- >> Feb. 3 Auburn
Feb. 6 at South Carolina
- >> Feb. 13 at Kentucky
- >> Feb. 17 Missouri
Feb. 21 at MSU
- >> Feb. 24 South Carolina
- >> Feb. 28 Alabama
March 2 at Missouri
- >> March 5 at Georgia
- >> March 9 Texas A&M

>> Home Game

- 1 - at Tad Smith Coliseum
- 2 - ACC/SEC Challenge
- 3 - Hall of Fame Series in San Antonio, Tx
- 4 - Biloxi, Ms

Ole Miss